



BASKETBALL

2023-24 SCHEDULE

Date	Opponent (TV)	Time
N. 6	NC A&T (ACCNX)	W, 100-52
N. 10	BINGHAMTON (ACCNX)	W, 89-60
N. 13	FLORIDA GULF COAST (ACCN)	W, 86-74
N. 17	JACKSONVILLE (ACCNX)	W, 107-56

Preseason NIT

N. 22	+ vs. Florida (ESPN2)	L, 86-71
N. 24	+ vs. Oregon State (ESPN2)	W, 76-51

ACC/SEC Challenge

N. 28	MISSOURI (ESPNU)	L, 71-64
-------	------------------	----------

D. 3	CLEMSON * (ACCN)	L, 79-70
------	------------------	----------

Backyard Brawl

D. 6	at West Virginia (ESPN2)	W, 80-63
------	--------------------------	----------

D. 9	CANISIUS (ACCN)	W, 82-71
D. 16	SOUTH CAROLINA STATE (ACCN)	W, 86-50
D. 20	PURDUE FORT WAYNE (ACCNX)	W, 62-48
D. 30	at Syracuse * (CW)	L, 81-73
J. 2	[-/8] NORTH CAROLINA * (ESPN)	L, 70-57
J. 6	at Louisville * (CW)	W, 83-70
J. 9	[-/11] DUKE * (ESPN)	L, 75-53
J. 16	SYRACUSE * (ESPN)	L, 69-58
J. 20	[-/7] at Duke * (ACCN)	W, 80-76
J. 23	at Georgia Tech * (ESPNU)	W, 72-64
J. 27	at Miami * (CW)	L, 72-68
J. 31	WAKE FOREST * (ACCN)	W, 77-72
F. 3	NOTRE DAME * (ACCN)	6 PM
F. 7	at NC State * (ESPNU)	7 PM
F. 13	at Virginia * (ACCN)	7 PM
F. 17	LOUISVILLE * (ACCN)	6:30 PM
F. 20	at Wake Forest * (ACCN)	9 PM
F. 24	VIRGINIA TECH * (CW)	5:30 PM
F. 27	at Clemson * (ACCN)	7 PM
M. 2	at Boston College * (ACCN)	6 PM
M. 5	FLORIDA STATE * (ESPNU)	9 PM
M. 9	NC STATE * (CW)	7:45 PM

ACC Tournament

M. 12-16	< ACC Tournament (ESPN / ACCN)	TBD
----------	--------------------------------	-----

+ Barclays Center

* Denotes ACC contest

< Capital One Arena

All Game times are Eastern Time Zone

HOME GAMES IN BOLD CAPS

[-/] Pitt / Opponent AP Rank

• Overtime

STRATEGIC COMMUNICATIONS

Matt Plizga, Associate AD (MBB)

mplizga@athletics.pitt.edu (email)
(412) 648-8240 (office)
(919) 812-0882 (cell)

Elisabeth Schmidt Assistant Director

eschmidt@athletics.pitt.edu (email)
(412) 969-5536 (cell)

Website PittsburgPanthers.com

Twitter @Pitt_MBB / @pitt_mbb

Hashtag #H2P

Pitt (13-8, 4-6 ACC) vs. Notre Dame (7-14, 2-8 ACC)

Saturday, Feb. 3, 2024 • 6:00 PM

Pittsburgh, Pa. • Petersen Events Center

ACC Network • 93.7 The Fan

THE MATCHUP

Pitt Panthers



2023-24 Record (ACC)	13-8 (4-6)
AP / Coaches Polls	nr / nr
Last Game	W, 77-72 vs. Wake Forest (1/31)

Head Coach	Jeff Capel (Duke, '97)
Pitt Record	88-89 (Sixth Season)
Career Record	250-199 (15th Season)

BROADCAST INFORMATION

ACC Network	Wes Durham (ppx) Dan Bonner (analyst)
-------------	--

Pitt Radio Network (93.7 The Fan)	Bill Hillgrove (ppx) Curtis Aiken (analyst)
-----------------------------------	--

SiriusXM	193 or 211
----------	------------

Notre Dame Fighting Irish



2023-24 Record (ACC)	7-14 (2-8)
AP / Coaches Polls	nr / nr
Last Game	L, 65-54 at Virginia (1/31)

Head Coach	Micah Shrewsberry (Hanover '99)
Notre Dame Record	7-14 (First Season)
Career Record	44-45 (Third Season)

SERIES HISTORY

All-Time Series	Pitt trails 31-39
In ACC Play	Pitt trails 4-7
Under Jeff Capel	Pitt trails 1-5
In Pittsburgh	Pitt leads 19-13
At Petersen Events Center	Pitt leads 7-5
First Meeting	Notre Dame 33, Pitt 17 (2/19/27)
Last Meeting	Notre Dame 88, Pitt 81 (3/1/23)
Current Streak	Pitt L, 5

THE OPENING TIP

- Pitt welcomes Notre Dame to the Petersen Events Center Saturday, Feb. 3. Tipoff is set for 6 p.m. with Wes Durham and Dan Bonner calling the action on ACC Network.
- The Panthers are honoring the 1974 and 2009 NCAA Tournament Elite Eight teams with a private reception Friday night and on-court recognition during Saturday's game.
- Eight of the previous 12 meetings between Pitt and Notre Dame at the Petersen Events Center have been decided by five points or fewer.
- Pitt leads the ACC in three-point field goals (9.29 3pg.), while also ranking third in three-point percentage defense (.302). The Panthers are 37-of-94 (.394) from beyond the arc over the past four games.

- **Blake Hinson** has scored in double figures in 18 games with nine 20+ point games. He ranks among the ACC leaders in scoring (5th - 18.0 ppg.), three-pointers (1st - 70), and three-point percentage (T-4th - .412).
- **Ishmael Leggett** is averaging 15.3 points and 4.3 rebounds per game off the bench over the past four contests, while going 8-of-15 (.533) from three-point range in that span.
- **Carlton Carrington** is the only freshman and one of just 19 players in the NCAA averaging at least 13.5 points, 5.0 rebounds, and 4.0 assists per game this season.
- **Jaland Lowe** has five double-figure scoring games and is averaging 10.9 points, 2.8 rebounds, and 2.8 assists per game in ACC play.

2023-24 PITT PANTHERS AVERAGES

No.	Name (Ht., Wt., Yr.)	Pos.	PPG	RPG	APG	Notables
2	• Blake Hinson (6-8, 230, Sr.)	F	18.0	5.1	0.7	9 games with 20+ points scored; 70 3FG
4	Papa Amadou Kante (6-10, 235, Fr.)	F	-	-	-	will miss 2023-24 season with knee injury
5	Ishmael Leggett (6-3, 185, Jr.)	G	12.4	5.4	2.4	15 double-figure scoring games, team-high 26 stls
7	• Carlton Carrington (6-5, 190, Fr.)	G	13.6	5.3	4.4	4x ACC Rookie of the Week selection
11	Marlon Barnes, Jr. (6-6, 190, Fr.)	F	-	-	-	expected to redshirt this season
12	KJ Marshall (5-10, 175, Sr.)	G	0.8	0.0	0.4	has played in 21 career games
15	• Jaland Lowe (6-3, 170, Fr.)	G	7.5	2.3	2.6	10.9 ppg in ACC play
21	Vason Stevenson (6-3, 190, So.)	F	0.0	0.5	0.0	has appeared in two games
24	William Jeffress (6-7, 210, R-Jr.)	F	2.1	2.6	0.3	career-high 10 rebs at Syracuse (12/30)
25	Guillermo Diaz Graham (7-0, 220, So.)	F	7.2	4.3	1.1	7 double-figure scoring games; 21 stls, 21 blks
31	Jorge Diaz Graham (6-11, 210, So.)	F	3.5	2.5	0.8	will miss remainder of season with ankle injury
33	• Federiko Federiko (6-11, 225, Jr.)	C	5.0	4.9	1.0	shooting team-high 62.7 pct from the field
55	• Zack Austin (6-7, 210, R-Jr.)	F	7.0	4.2	1.0	team-high 30 blocks; 22 steals

• probable starter

BY THE NUMBERS

- **Blake Hinson** is 24 points shy of reaching the 1,500-point mark in his collegiate career. He has scored 928 points in just 57 games as a Panther (16.3 ppg.).

- **Jaland Lowe** is averaging 12.9 points, 3.6 rebounds, and 3.1 assists per game, while going 10-of-25 (.400) from three-point range, since joining the starting lineup seven games ago. He has scored in double figures four times in that stretch and played 30+ minutes in each of the past six games.

- **Carlton Carrington** has scored in double figures 16 times with five or more assists on 10 occasions. He ranks second among ACC freshmen in scoring (13.6 ppg.), rebounds (5.3 rpg.), and assists (4.4 apg.), and three-point field goals per game (1.8 3pg.).

- **Blake Hinson** has made at least one three-pointer in 54 of 57 games as a Panther and is now 167-of-426 (.392) from three-point range in his career at Pitt. He is tied for 12th in career threes (167), just four three-pointers outside the top 10 at Pitt.

- **Ishmael Leggett** leads the Panthers in rebounding (5.4 rpg.) and steals (26), while ranking third in scoring (12.4 ppg.) and assists (4.7). He has scored in double figures 15 times including each of the past four games after going through a stretch of five consecutive games under 10 points scored.

- **Zack Austin** is five made threes shy of becoming the 14th player in the NCAA since 1994-95 to register at least 1,000 points, 500 rebounds, 150 blocks, and 150 threes in a career. He enters Saturday's game with 1,045 points, 512 rebounds, 165 blocks, and 145 three-point field goals.

- Pitt is the only team in the ACC with three players - **Zack Austin**, **Federiko Federiko**, and **Guillermo Diaz Graham** - ranked in the top 15 in the league in blocks. The trio has combined for 79 of Pitt's 106 blocked shots on the season. Pitt leads the ACC with 5.05 blocks per game.

- Pitt is averaging 20.5 points per game off the bench over the past four games. The Panthers have an 82-46 edge in bench scoring in that stretch with **Ishmael Leggett** providing much of the scoring pop with 15.3 points per game off the bench in that stretch.

- The Panthers have made 10 or more threes in a game 10 times and lead the ACC with 9.29 three-point field goals per game. Pitt is 12-4 on the season when making at least eight three-point field goals.

- The Panthers are 11-0 on the season when posting a better field goal percentage than its opponent. Pitt is shooting 47.3 percent from the field, including 37.4 percent from three-point range in its wins, compared to 36 percent and 29 percent shooting splits from the field and three-point range in losses.

- Pitt is 11-2 when winning the rebounding battle. The Panthers rank among the ACC leaders in offensive rebounds (2nd - 12.38 orgp.), rebounds (2nd - 38.76 rpg.), rebound margin (2nd - +4.67), defensive rebound percentage (3rd - .755), and offensive rebound percentage (3rd - .327).

- The Panthers are 62-12 under **Jeff Capel**, including an 11-1 mark this season, when leading at the half.

2023-24 STATS COMPARISON

	Pitt	ND
Points	75.9	62.0
Opp. Points	67.1	65.3
Rebounds	38.8	36.9
Opp. Rebounds	34.1	34.0
Off. Rebounds	12.4	10.2
Opp. Off. Rebounds	8.6	9.2
Field Goal Pct.	.431	.401
Opp. Field Goal Pct.	.416	.411
Three-Point Pct.	.340	.305
Opp. Three-Point Pct.	.302	.338
Three-Point FGs	9.3	7.4
Opp. Three-Point FGs	7.0	7.0
Free Throw Pct.	.687	.715
Opp. Free Throw Pct.	.759	.734
Free Throws Made	13.7	10.4
Opp. Free Throws Made	12.5	11.0
Personal Fouls	15.2	14.8
Opp. Personal Fouls	17.7	14.5
Assists	13.9	9.8
Opp. Assists	12.3	12.0
Turnovers	9.8	13.9
Opp. Turnovers	11.9	10.5
Blocked Shots	5.0	2.6
Opp. Blocked Shots	3.9	3.2
Steals	6.9	5.9
Opp. Steals	5.3	7.3

LAST TIME OUT

- Pitt charged back from a 10-point halftime deficit to secure a 77-72 win over Wake Forest Wednesday night at the Petersen Events Center.

- Guards **Carlton Carrington** (24) and **Ishmael Leggett**(22) both scored season highs, while **Blake Hinson** added 17 points on 6-of-10 shooting from the field.

- **Carrington** scored 17 of his 24 points in the second half and **Leggett** had 14 of his 22 after the break as Pitt outscored the Demon Deacons 50-35 in the second half.

- **Federiko Federiko** finished with six points, seven rebounds, two steals, and three blocks.

- **Leggett** came off the bench to score a season-high 22 points on 9-of-16 shooting, including a season-best 4-of-6 from three-point range.

- Wake Forest made its first three three-point attempts of the game, but the Panthers limited the opposition to just three threes over the final 35 minutes of action and held the Demon Deacons to a 6-of-22 (.273) showing from beyond the arc.

- Pitt secured its first win of the season when losing the rebounding battle. Wake Forest had a 35-29 edge on the glass overall, but Pitt grabbed nine offensive boards and outrebounded the visitors 19-17 over the final 20 minutes of action.

PANTHER SPOTLIGHTS - 1974 & 2009 ELITE EIGHT TEAMS



- The 1973-74 season was a special one in Pittsburgh's basketball history. Led by coach Charles "Buzz" Ridl, top scorers **Billy Knight** (21.8 ppg/13.4 rpg), **Mickey Martin** (12.2 ppg) and **Lew Hill** (10.8 ppg), along with key contributors **Kirk Bruce**, **Tom Richards** and **Keith Starr** the team played with tremendous pride.

- The 1973-74 Panthers became Pitt's first team to advance to NCAA Elite Eight in the new NCAA format, while also setting a school record with 25 wins, including a school-record 22-game win streak.

- Pitt also finished 13-0 at home and extended its home win streak to 27 games with a starting lineup featuring five Pittsburgh natives.

- From the season opener's tipoff to the NCAA Regional Final, the 2008-09 Pitt men's basketball season marked a year of incredible achievement.



- The Panthers earned the program's first No. 1 seed in the NCAA Tournament and advanced to the NCAA Regional Final for the first time since the tournament expanded to 64-teams.

- Pitt ascending to the nation's consensus No. 1 national ranking for the first time in school history, while also defeating the nation's No. 1 ranked team for the first time in school history, then becoming just the ninth team in NCAA history to defeat a No. 1 ranked team two different times in the same season with a 70-60 home win over Connecticut on March 7.

- The Panthers also set school records for most victories in a season (31-5 record), most Big East regular season wins (15-3), most home wins (19), total home attendance (212,682 in 19 games) and best average home attendance (11,194 per game).

HINSON AMONG ACC ELITE

- Blake Hinson ranks among the ACC leaders in scoring (5th - 18.0 ppg.), three-point field goals (1st - 3.33 3pg.), and three-point percentage (T-4th - .412). He has scored in double figures in 18 games, while topping the 20-point mark nine times.

- Hinson scored 20 or more points in four consecutive games from Nov. 28-Dec. 9, the longest 20+ point scoring stretch since Jamel Artis scored 20 or more points in five consecutive games from Dec. 28, 2016 through Jan. 17, 2017.

- Hinson scored 25 or more points in three consecutive games from Dec. 3-9, becoming the first Pitt player to accomplish that feat since Curtis Aiken topped the 25-point mark in each of the first three games of the 1986-87 season.

- Hinson has registered 1,476 points (12.6 ppg.), 547 rebounds (4.7 rpg.), and 258 three-point field goals in 117 career games.

- Hinson has scored in double-figures 72 times in his career and has made three or more three-pointers in a game 43 times.

- Hinson scored 26 points on 8-of-14 shooting from the field, including 4-of-9 from three-point range, in a win over Binghamton.

- Hinson made three threes and finished with 18 points and five rebounds against FGCU.

- Hinson scored 25 points in just 21 minutes of action in a win over Jacksonville. He scored 21 of his 25 points in the opening half, while posting the fifth best scoring efficiency per minute in a 20-point game in program history. Hinson went 4-of-9 from three-point range in the contest and grabbed six rebounds.

- Hinson averaged 16.5 points per game, while making three three-pointers against Florida and Oregon State in the NIT Season Tip-Off.

- Hinson went 7-of-12 from the field, including 5-of-8 from three-point range, and finished with 22 points and five rebounds against Missouri.

- Hinson scored 27 points on 9-of-16 shooting (6-of-10 3FG) in the ACC opener against Clemson. He scored 22 points in the second half, going 7-of-10 from the field, including 5-of-6 from three-point range.

- Hinson made a school record nine three-pointers and scored a career-high 29 points in a road win over West Virginia. The nine three-pointers matched a WVU Coliseum and West Virginia opponent record as well. Hinson was 9-of-15 from three-point range and added seven rebounds in the contest.

- Hinson made a school record 15 threes combined in consecutive games against Clemson and West Virginia. He matched the previous record with 13 combined threes in back-to-back games last season.

- Hinson knocked down five or more threes in three consecutive games (Nov. 28-Dec. 6) to become the first player in program history to accomplish that feat.

- Hinson scored 26 points on 8-of-13 shooting from the field (3-of-4 3FG) and 7-of-7 from the foul line in a win over Canisius.

- Hinson was named ACC Player of the Week for the second time in his career after averaging 27.5 points and 6.0 rebounds per game, while shooting 56.3 percent (18-of-32) from the field, 63.2 percent (12-of-19) from three-point range, and 100 percent (7-of-7) from the foul line in wins over West Virginia and Canisius.

- Hinson went 7-of-10 from the field (3-of-4 3FG) in a 19-point effort against South Carolina State.

- Hinson grabbed a season-high 10 rebounds for his eighth career double figure rebounding game against Purdue Fort Wayne.

- Hinson tallied 21 points and made three three-pointers at Louisville. He was a season-best 8-of-8 from the foul line in the win.

- Hinson posted 24 points and eight rebounds in Pitt's road win over No. 7 Duke. He was 8-of-10 from the field and a perfect 7-of-7 from three-point range against the Blue Devils.

- Hinson's 7-of-7 effort from beyond the arc matched an ACC record and set a Pitt record for most made threes without a miss in a game. It was also a Cameron Indoor Stadium record with his seven made threes tied for the second most by a Duke opponent at Cameron.

- Hinson made four threes and finished with 21 points and nine rebounds at Miami.

- Hinson went 6-of-10 from the field, including 2-of-4 from three-point range in a home win over Wake Forest.

Pitt • Three-Point Field Goals in a Game Without a Miss

Rk	Player, Opponent, Date	3FG
1.	Blake Hinson, at Duke, 1/20/24	7
2.	Sean Miller, at Seton Hall, 2/11/91	6
	Sean Miller, St. Francis [Pa.], 12/2/87	6
3.	7x, last Ithiel Horton (5-5), at UNC, 2/16/22	5

ACC • Three-Point Field Goals in a Game Without a Miss

Rk	Player (School), Opponent, Date	3FG
1.	Blake Hinson (Pitt), at Duke, 1/20/24	7
	Allerik Freeman (NC State), North Carolina, 1/27/18	7
	James Collins (FSU), South Florida, 11/29/194	7
	Sam Cassell (FSU), Tulane, 3/20/1993	7

Pitt • Consecutive Made Three-Point Field Goals

Rk	Player, Dates	3FG
1.	Cameron Johnson, 11/11/16-11/17/16	8
2.	Blake Hinson, 1/20/24-1/23/24	7
	Sean Miller, 2/12/91-2/14/91	7
	Sean Miller, 12/2/87-12/7/87	7
	Josh Newkirk, 3/1/14-3/8/14	7

Pitt • Three-Point Field Goals in a Game

Rk	Player, Opponent, Date	3FG
1.	Blake Hinson, at West Virginia, 12/6/23	9
2.	Blake Hinson, Wake Forest, 1/25/23	8
	J. Wilson-Frame, vs. Syracuse, 3/13/19	8
	Andre Alridge, Georgia, 12/17/94	8
	Jason Maile, Villanova, 2/12/97	8
6.	7x; last Blake Hinson, at Duke, 1/20/23	7

Pitt • Three-Point Field Goals Over a Two-Game Stretch

Rk	Player - Games	Total
1.	Blake Hinson	15
	6 vs. Clemson (12/3/23), 9 at West Virginia (12/6/23)	
2.	Blake Hinson	13
	8 vs. Wake Forest (1/25/23), 5 vs. Miami (1/28/23)	
	Jason Matthews	13
	7 at Providence (3/3/90), 6 vs. Boston College (3/8/90)	

Pitt • Total Games with 5+ Three-Point Field Goals

Rk	Player, Years	Total
1.	Ashton Gibbs, 2008-12	15
2.	Jared Wilson-Frame, 2017-19	11
	Jason Maile, 1993-97	11
4.	Blake Hinson, 2022-present	10
	Sean Miller, 1987-92	10

PITT SEASON & CAREER TOTALS

	2023-24	Career
Double-Figure Scoring Games		
Blake Hinson	18 (11-7)	72 (46-26)
Ishmael Leggett	15 (11-4)	61 (31-30)
Zack Austin	6 (4-2)	59 (30-29)
Carlton Carrington	16 (10-6)	16 (10-6)
Federiko Federiko	2 (2-0)	10 (9-1)
Guillermo Diaz Graham	7 (5-2)	10 (6-4)
Jaland Lowe	6 (3-3)	6 (3-3)
Jorge Diaz Graham	1 (1-0)	3 (2-1)

30+ Point Games

Ishmael Leggett	-	2 (0-2)
-----------------	---	---------

20+ Point Games

Blake Hinson	9 (6-3)	20 (15-5)
Zack Austin	1 (1-0)	13 (8-5)
Ishmael Leggett	1 (1-0)	12 (6-6)
Carlton Carrington	2 (1-1)	2 (1-1)
Federiko Federiko	-	1 (1-0)
Guillermo Diaz Graham	1 (1-0)	1 (1-0)
Jaland Lowe	1 (0-1)	1 (0-1)

10+ Rebound Games

Zack Austin	-	13 (7-6)
Blake Hinson	1 (1-0)	8 (6-2)
Federiko Federiko	1 (1-0)	4 (4-0)
Ishmael Leggett	1 (1-0)	4 (3-1)
Carlton Carrington	1 (1-0)	1 (1-0)
Guillermo Diaz Graham	1 (1-0)	1 (1-0)
William Jeffress	1 (0-1)	1 (0-1)

10+ Assist Games

Carlton Carrington	1 (1-0)	1 (1-0)
--------------------	---------	---------

Double-Doubles

Zack Austin	-	11 (7-4)
Blake Hinson	-	6 (4-2)
Ishmael Leggett	1 (1-0)	4 (3-1)
Federiko Federiko	1 (1-0)	2 (2-0)
Carlton Carrington	1 (1-0)	1 (1-0)
Guillermo Diaz Graham	1 (1-0)	1 (1-0)

Triple-Doubles

Carlton Carrington	1 (1-0)	1 (1-0)
--------------------	---------	---------

3+ Three-Point FG Games

Blake Hinson	14 (9-5)	43 (27-16)
Zack Austin	3 (2-1)	25 (12-13)
Ishmael Leggett	4 (2-2)	12 (5-7)
Carlton Carrington	4 (4-0)	4 (4-0)
Guillermo Diaz Graham	2 (1-1)	2 (1-1)
William Jeffress	-	1 (0-1)

3+ Block Games

Zack Austin	4 (3-1)	28 (16-12)
Federiko Federiko	5 (4-1)	17 (14-3)
Guillermo Diaz Graham	3 (2-1)	6 (4-2)
Jorge Diaz Graham	-	1 (1-0)

Scoring Leader

Blake Hinson	10 (7-3)	26 (20-6)
Ishmael Leggett	1 (0-1)	24 (9-15)
Zack Austin	2 (1-1)	17 (8-9)
Carlton Carrington	6 (4-2)	6 (4-2)
Guillermo Diaz Graham	1 (1-0)	1 (1-0)
Jaland Lowe	1 (0-1)	1 (0-1)
Federiko Federiko	-	1 (1-0)

Rebounding Leader

Zack Austin	3 (1-2)	25 (10-15)
Blake Hinson	5 (3-2)	20 (11-9)
Ishmael Leggett	6 (3-3)	11 (6-5)
Guillermo Diaz Graham	4 (4-1)	10 (6-4)
Federiko Federiko	2 (2-0)	10 (10-0)
William Jeffress	2 (1-1)	5 (1-4)
Carlton Carrington	3 (2-1)	3 (2-1)
Jaland Lowe	1 (1-0)	1 (1-0)

Assists Leader

Ishmael Leggett	4 (3-1)	14 (7-7)
Carlton Carrington	13 (7-6)	13 (7-6)
Jaland Lowe	7 (4-3)	7 (4-3)
Zack Austin	1 (1-0)	5 (3-2)
Blake Hinson	-	2 (1-1)
Guillermo Diaz Graham	1 (1-0)	1 (1-0)
William Jeffress	-	1 (1-0)
Federiko Federiko	1 (0-1)	1 (0-1)

Record in such games in ()

STREAKS

Overall	Won 1
Unranked teams anywhere	Won 1
Ranked teams anywhere	Won 1
Home	Won 1
Home ACC	Won 1
Home non-conference	Won 3
Home unranked non-conference	Won 3
Home ranked teams	Lost 2
Home unranked teams	Won 1
Road	Lost 1
Road ACC	Lost 1
Road ranked teams	Won 1
Road unranked teams	Lost 1
Neutral	Won 1
Neutral ranked teams	Lost 8
Neutral unranked teams	Won 1

Consecutive Made Free Throws (active streak)

Guillermo Diaz Graham	6
Jaland Lowe	6
Jorge Diaz Graham	5
Carlton Carrington	4
Blake Hinson	2
Federiko Federiko	2
Zack Austin	1
Ishmael Leggett	1

Consecutive Games (Played) with a Three-Point Field Goal

Blake Hinson	9
Ishmael Leggett	3
Carlton Carrington	1

Games Played	2023-24	Career
Blake Hinson	21 (13-8)	117 (67-50)
Ishmael Leggett	20 (12-8)	107 (46-61)
Zack Austin	21 (13-8)	84 (41-43)
William Jeffress	21 (13-8)	68 (32-36)
Federiko Federiko	21 (13-8)	56 (36-20)
Guillermo Diaz Graham	21 (13-8)	54 (35-19)
Jorge Diaz Graham	16 (10-6)	47 (32-15)
KJ Marshall	5 (5-0)	22 (15-7)
Carlton Carrington	21 (13-8)	21 (13-8)
Jaland Lowe	21 (13-8)	21 (13-8)
Vason Stevenson	2 (2-0)	2 (2-0)

Starts	Consecutive *	Career
Blake Hinson	28 (16-12)	114 (66-48)
Ishmael Leggett	-	86 (38-48)
Zack Austin	9 (4-5)	77 (37-40)
Federiko Federiko	4 (3-1)	41 (28-13)
William Jeffress	-	22 (10-12)
Carlton Carrington	21 (13-8)	21 (13-8)
Guillermo Diaz Graham	-	10 (5-5)
Jaland Lowe	7 (4-3)	7 (4-3)
Jorge Diaz Graham	-	1 (1-0)

Record in such games in ()

* at Pitt

Pitt • Most Games in a Season with 5+ Three-Point Field Goals

Rk	Player, Season	Total
1.	Jared Wilson-Frame, 2018-19	7
	Ashton Gibbs, 2010-11	7
	Jason Maile, 1995-96	7
4.	Blake Hinson, 2022-23	6
5.	Ashton Gibbs, 2009-10	5
	Jarrett Lockhart, 1997-98	5
	Jason Matthews, 1989-90	5

Blake Hinson, 2023-24 4

Pitt • Consecutive Seasons with 770+ Three-Point Field Goals

Player	3FG (Year)	3FG (Year)	3FG (Year)
Ashton Gibbs	78 (2009-10)	102 (2010-11)	81 (2011-12)
Jason Matthews	80 (1989-90)	87 (1990-91)	
Jared Wilson-Frame	74 (2017-18)	98 (2018-19)	
Blake Hinson	97 (2022-23)	70 (2023-24)	

Pitt • Scoring Efficiency Per Minutes (min. 20 points)

Rk	Player, Opponent, Date	Mins	Pts	PPM
1.	Charles Smith, Akron, 1/5/87	17	24	1.412
2.	Cameron Johnson, BC, 1/16/16	15	20	1.333
3.	G. Thomas, Robert Morris, 12/22/93	16	21	1.313
4.	DeJuan Blair, Indiana, Pa., 11/22/08	21	27	1.286
5.	Blake Hinson, Jacksonville, 11/17/23	21	25	1.190
6.	Eric Mobley, Youngstown St., 11/27/93	17	20	1.176
	C. Troutman, Georgetown, 1/25/03	17	20	1.176
8.	Gilbert Brown, UMES, 12/18/10	24	28	1.167
9.	Jamel Artis, at Louisville, 1/11/17	37	43	1.162
10.	Michael Young, at Notre Dame, 1/9/16	22	25	1.136

ACC • Scoring Leaders

Rk	Player, School	PPG
1.	RJ Davis, North Carolina	21.5
2.	PJ Hall, Clemson	19.9
3.	Judah Mintz, Syracuse	18.5
4.	Norchad Omier, Miami	18.1
5.	Blake Hinson, Pitt	18.0

NCAA • Three-Point Field Goal Leaders

Rk	Player, School	3FG
1.	Tyler Thomas, Hofstra	81
2.	Chaz Lanier, North Florida	78
3.	Isaiah Swope, Indiana State	77
4.	Jalen Blackmon, Stetson	76
5.	Ja'Monta Black, Austin Peay	74
	Gabe Dorsey, William & Mary	74
7.	Tre Jackson, Western Carolina	71
8.	Blake Hinson, Pitt	70
9.	Joe French, Arkansas-Pine Bluff	69
	Kamdyn Cuffman, Marshall	69
	Erik Reynolds II, Saint Joseph's	69

ACC • Three-Point Field Goal Leaders

Rk	Player, School	3PG
1.	Blake Hinson, Pitt	3.33
2.	RJ Davis, North Carolina	3.00
3.	Joseph Girard III, Clemson	2.80
4.	DJ Horne, NC State	2.71
5.	Isaac McKneely, Virginia	2.60

ACC • Three-Point Percentage Leaders

Rk	Player, School	3PCT
1.	Isaac McKneely, Virginia	.481
2.	Hunter Cattoor, Virginia Tech	.431
3.	DJ Horne, NC State	.416
4.	Blake Hinson, Pitt	.412
	Joseph Girard III, Clemson	.412
6.	RJ Davis, North Carolina	.406
7.	Claudell Harris, Jr., Boston College	.403
8.	Darin Green, Jr., Florida State	.397

Pitt • Career Three-Pointers Per Game Leaders

Rk	Player, Years (Games)	3PG
1.	Blake Hinson, 2022-present (57)	2.93
2.	Jared Wilson-Frame, 2017-19 (64)	2.69
3.	Ashton Gibbs, 2008-12 (137)	2.17
4.	Jason Matthews, 1987-91 (123)	2.11
5.	Sean Miller, 1987-92 (128)	1.87

minimum 100 3FG

Pitt • Fastest to 150 Three-Pointers

Rk	Player, Years	Games
1.	Blake Hinson, 2022-24	52
2.	Jared Wilson-Frame, 2017-19	60
3.	Ashton Gibbs, 2008-12	80
4.	Sean Miller, 1987-92	81
5.	Jason Matthews, 1987-91	82

Pitt • Three-Point FG Made

Rk	Player (GP), Years	3FGM
1.	Ashton Gibbs (137), 2008-12	297
2.	Jason Matthews (123), 1987-91	259
3.	Sean Miller (128), 1987-92	239
4.	Ronald Ramon (135), 2004-08	233
5.	Julius Page (136), 2000-04	210
6.	Brandin Knight (127), 1999-03	209
7.	Jason Maile (111), 1992-97	196
8.	Carl Krauser (126), 2002-06	190
9.	Jared Wilson-Frame (64), 2017-19	172
10.	Lamar Patterson (148), 2009-14	171
11.	Jamel Artis (135), 2013-17	170
12.	Blake Hinson (57), 2022-present	167
	Jarrett Lockhart (103), 1996-00	167
14.	Levance Fields (131), 2005-09	159
15.	Jerry McCullough (111), 1991-96	152

TRIPLE DUB BUB

• Carlton 'Bub' Carrington, a four-time ACC Rookie of the Week selection, is averaging 13.6 points, 5.3 rebounds, and 4.4 assists per game. He is one of 18 players in the NCAA currently averaging at least 13.5 points, 5.0 rebounds, and 4.0 assists per game.

• Carrington became the first Pitt freshman to score 15 or more points in each of his first four games and has 16 double-figure scoring games.

• Carrington ranks fifth in the ACC in assists and ninth in assist-to-turnover ratio (2.36:1).

• Carrington is the 10th youngest player in the NCAA. The 18-year old guard from Baltimore, Md., was born July 21, 2005.

• Carrington was named ACC Rookie of the Week in each of the first two weeks of the season. He is the first Pitt freshman to earn conference ROTW accolades in back-to-back weeks since DeJuan Blair (Dec. 17 & 24, 2007). Carrington also earned the honors Dec. 11 and Jan. 8 to become the first Pitt freshman to earn ACC Rookie of the Week honors three or more times in a season.

• Carrington ranks second among ACC freshmen in scoring, rebounds, and assists, and third in three-point field goals per game.

• Carrington delivered a memorable debut as a Panther becoming just the second freshman in ACC history to record a triple-double in their first collegiate game. Carrington finished with 18 points, 12 rebounds, and 10 assists for the first Pitt triple-double since the 1997-98 season and the fifth overall in program history.

• Carrington posted the 10th triple-double by an ACC freshman in league history. He and Dennis Scott (Georgia Tech) are the only freshmen to record a triple-double in their first game.

- Carrington also became the first Division I player to record a triple-double in his debut since Notre Dame's Chris Thomas accomplished that feat against New Hampshire Nov. 16, 2001.

- Carrington's triple-double against NC A&T was the 22nd by a freshman in the NCAA since the start of the 2009-10 season.

- Carrington knocked down three three-pointers and finished with 18 points and four assists against Binghamton.

- Carrington scored 19 points to go along with four rebounds and seven assists in a win over FGCU.

- Carrington had 17 points, three rebounds, and four assists against Jacksonville. He went 5-of-8 from three-point range with the five threes tied for third most in a game by a Pitt freshman.

- Carrington delivered 14 points, four rebounds and seven assists against Florida in the NIT Season Tip-Off.

- Carrington finished with 13 points, seven rebounds, and four assists against Missouri in the ACC-SEC Challenge.

- Carrington had 13 points, four rebounds, six assists, and two steals in the ACC opener against Clemson.

- Carrington finished just shy of a double-double with 16 points and nine assists in a road win over West Virginia. He went 6-of-13 from the field, including 3-of-8 from three-point range in the contest.

- Carrington recorded 16 points, four rebounds, and five assists in a win over Canisius.

- Carrington totaled 17 points, seven rebounds, and five assists at Syracuse. He was 6-of-12 from the field, including 2-of-4 from three-point range.

- Carrington scored 20 points against North Carolina.

- Carrington went 6-of-10 from the field and finished with 16 points, six rebounds, and five assists at Louisville.

- Carrington scored 19 points to go along with six rebounds and three assists at Georgia Tech. He went 6-of-10 from the field with a pair of threes and 5-of-6 from the foul line in the win.

- Carrington posted a season-high 24 points to go along with five rebounds and four assists in a home win over Wake Forest. He was 7-of-15 from the field and 8-of-9 from the foul line in the contest.

NCAA • Freshmen to Average 13.5+ PPG, 5.0 RPG, 4.0 APG Since 1992-93

Player, School (Year)	PPG	RPG	APG
Chauncey Billups, Colorado (1994-95)	17.9	6.3	5.5
Curtis Stinson, Iowa State (2003-04)	16.2	6.0	4.3
Jamont Gordon, Mississippi St. (2005-06)	13.8	6.8	4.3
Nick Calathes, Florida (2007-08)	15.3	5.2	6.1
Courtney Fortson, Arkansas (2008-09)	14.8	5.5	5.9
DJ Cooper, Ohio (2009-10)	13.5	5.4	5.9
Marcus Smart, Oklahoma St. (2012-13)	15.4	5.8	4.2
D'Angelo Russell, Ohio St. (2014-15)	19.3	5.7	5.0
Ben Simmons, LSU (2015-16)	19.2	11.8	4.8
Dejounte Murray, Washington (2015-16)	16.1	6.0	4.4
Markelle Fultz, Washington (2016-17)	23.2	5.7	6.9
Lonzo Ball, UCLA (2016-17)	14.6	6.0	7.6
RJ Barrett, Duke (2018-19)	22.6	7.6	4.3
Cole Anthony, North Carolina (2019-20)	18.5	5.7	4.0
Jalen Suggs, Gonzaga (2020-21)	14.4	5.3	4.5

Carlton Carrington, Pitt (2023-24) 13.6 5.3 4.4
courtesy College Basketball Reference

Pitt • Conference Rookie of the Week Selections

Rk	Player, Season (Conference)	Total
1.	Chris Taft, 2003-04 (Big East)	6
2.	Carlton Carrington, 2023-24 (ACC)	4
	Sean Miller, 1987-88 (Big East)	4
4.	DeJuan Blar, 2007-08 (Big East)	3
	Ricardo Greer, 1997-98 (Big East)	3
	Brian Shorter, 1988-89 (Big East)	3
	Charles Smith, 1984-85 (Big East)	3

ACC • Freshman Scoring Leaders

Rk	Player, School	PPG
1.	Marcus Burton, Notre Dame	16.0
2.	Carlton Carrington, Pitt	13.6
3.	Baye Ndongo, Georgia Tech	12.7
4.	Jared McCain, Duke	12.4
5.	Nathan George, Georgia Tech	9.6

Pitt • Three-Point FG Made by a Freshman

Rk	Player, Opponent, Date	3FGM
1.	Parker Stewart, at Syracuse, 1/16/18	7
2.	Sean Miller, St. Francis [Pa.], 12/2/87	6
3.	Carlton Carrington, Jacksonville, 11/17/23	5
	Justin Champagne, Canisius, 12/30/19	5
	Josh Newkirk, NC State, 3/3/14	5
	Sean Miller, Syracuse, 2/10/88	5
	Ricardo Greer, Md.-Eastern Shore, 12/2/97	5
	Ronald Ramon, at Rutgers, 1/8/05	5

NCAA • Triple-Doubles in Freshman Debut Since 2001-02

Player (School) vs. Opponent, Date	Pts / Rebs / Asts
Carlton Carrington (Pitt) vs. NC A&T, 11/6/23	18 / 12 / 10
Chris Thomas (Notre Dame) vs. UNH, 11/16/01	24 / 11 / 11*

* points / assists / steals

ACC • Triple-Doubles in Freshman Debut

Player (School) vs. Opponent, Date	Pts / Rebs / Asts
Carlton Carrington (Pitt) vs. NC A&T, 11/6/23	18 / 12 / 10
Dennis Scott (GT) vs. Alcorn State, 11/20/87	17 / 10 / 10

NCAA • Triple-Doubles by Freshmen Since 2009-10

Player (School) vs. Opponent, Date	Pts / Rebs / Asts
Carlton Carrington (Pitt) vs. NC A&T, 11/6/23	18 / 12 / 10
Ethan Taylor (Air Force) vs. Nevada, 1/15/22	14 / 10 / 10
Carson Towt (N. Arizona) vs. Embry-Riddle, 1/5/22	10 / 14 / 11
Jordan Hall (St. Joseph's) vs. La Salle, 2/6/21	22 / 12 / 10
Ziaire Williams (Stanford) vs. Washington, 1/7/21	12 / 12 / 10
Rylan Jones (Utah) vs. Miss. Valley State, 11/8/19	10 / 10 / 11
RJ Barrett (Duke) vs. NC State, 2/16/19	23 / 11 / 10
Jose Perez (Gardner-Webb) vs. Savannah St., 12/1/18	17 / 10 / 10
DeAndre Jones (Central Ark.) at Lamar, 1/6/18	13 / 11 / 11
Hayden Coval (Central Ark.) at Houston Christian, 2/7/18	17 / 10 / 11*
Jordan Goodwin (Saint Louis) vs. Duquesne, 1/17/18	13 / 15 / 10
Ja Morant (Murray State) vs. Eastern Ill., 12/28/17	11 / 10 / 14
Dennis Smith, Jr. (NC State) vs. Syracuse, 2/1/17	13 / 11 / 15
Dennis Smith, Jr. (NC State) vs. Virginia Tech, 1/4/17	27 / 11 / 11
Bruce Brown (Miami) vs. SC State, 12/6/16	11 / 11 / 10
De'Aaron Fox (Kentucky) vs. Arizona State, 11/28/16	14 / 11 / 10
Jaquan Lyle (Ohio State) vs. Rutgers, 1/13/16	16 / 12 / 11
D'Angelo Russell (Ohio State) at Rutgers, 2/8/15	23 / 11 / 11
Kahlil Felder (Oakland) vs. Detroit Mercy, 2/14/14	15 / 10 / 11
Jalen James (San Jose St.) at Houston, 12/7/13	12 / 13 / 10
Daniel Mullings (New Mexico St.) vs. Hawaii, 2/23/12	28 / 12 / 10
Josh Gasser (Wisconsin) at Northwestern, 1/23/11	10 / 12 / 10

* blocked shots

ACC • Triple-Doubles by Freshmen

Player (School) vs. Opponent, Date	Pts / Rebs / Asts
Carlton Carrington (Pitt) vs. NC A&T, 11/6/23	18 / 12 / 10
RJ Barrett (Duke) vs. NC State, 2/16/19	23 / 11 / 10
Dennis Smith, Jr. (NC State) vs. Syracuse, 2/1/17	13 / 11 / 15
Dennis Smith, Jr. (NC State) vs. Virginia Tech, 1/4/17	27 / 11 / 11
Bruce Brown (Miami) vs. SC State, 12/6/16	11 / 11 / 10
Kenny Anderson (GT) vs. Pitt, 12/28/89	32 / 12 / 18
Dennis Scott (GT) vs. Alcorn State, 11/20/87	17 / 10 / 10
Ralph Sampson (Virginia) vs. ODU, 12/29/79	15 / 22 / 10*
Ralph Sampson (Virginia) vs. Army, 12/22/79	16 / 14 / 12*
Gene Banks (Duke) vs. Lehigh, 1/9/78	13 / 12 / 11

* blocked shots

CAREER DOUBLE-DOUBLES

Player	Opponent, Date	Pts/Rebs
Guillermo Diaz Graham	Jacksonville, 11/17/23	23/10
Ishmael Leggett	Binghamton, 11/10/23	18/11
Carlton Carrington	NC A&T, 11/6/23	18/12/10*
Federiko Federiko	NC A&T, 11/6/23	13/10
Blake Hinson	at Notre Dame, 3/1/23	15/13
=Zack Austin	vs. Charleston Southern, 3/1/23	13/12
=Zack Austin	at Winthrop, 2/25/23	17/10
<Ishmael Leggett	St. Bonaventure, 1/11/23	23/14
<Ishmael Leggett	at La Salle, 1/07/23	11/11
Blake Hinson	at Syracuse, 12/20/22	25/13
Blake Hinson	Sacred Heart, 12/10/22	19/11
<Ishmael Leggett	Army West Point, 12/10/22	16/10
Federiko Federiko	Sacred Heart, 12/10/22	17/14
Blake Hinson	William & Mary, 11/25/22	17/11
=Zack Austin	Wolford, 11/12/22	16/10
Blake Hinson	UT Martin, 11/7/22	27/13
=Zack Austin	vs. Hampton, 3/2/22	24/16
=Zack Austin	Hampton, 2/26/22	21/10
=Zack Austin	UNC Asheville, 2/5/22	26/11
=Zack Austin	at Charleston Southern, 1/19/22	14/10
=Zack Austin	N.C. A&T, 1/15/22	15/11
=Zack Austin	Florida Atlantic, 12/21/21	12/10
=Zack Austin	Guilford, 12/7/21	14/12
=Zack Austin	Georgia State, 11/21/21	11/11
+Blake Hinson	at Florida, 1/14/20	16/11

* Triple-double with points, rebounds, and assists
 = at High Point
 < at Rhode Island
 + at Ole Miss

HONORS & AWARDS

Blake Hinson	ACC Player of the Week (Dec. 11)
Carlton Carrington	ACC Rookie of the Week (Nov. 13, Nov. 20, Dec. 11, Jan. 8) Dick Vitale Diaper Dandy of the Week (Dec. 11)
John Fanta / Fox Sports Top 10 Freshman (No. 6 - Dec. 12)	
Jaland Lowe	ACC Rookie of the Week (Jan. 22)

Pitt • Triple-Doubles

Player vs. Opponent, Date	Pts / Rebs / Asts
Carlton Carrington vs. NC A&T, 11/6/23	18 / 12 / 10
Ricardo Greer vs. Villanova (BET), 3/4/98	23 / 12 / 11
Darelle Porter at Providence, 1/23/91	13 / 10 / 11
Keith Starr vs. Rutgers, 1/25/75	17 / 11 / 10
Keith Starr vs. Marquette, 12/18/74	13 / 11 / 11

Youngest Scholarship Players in the NCAA

Player, School	Birthdate
JT Rock, Iowa State	3/1/2006
Eric Acker, Long Island	11/22/2005
Brandon Williams, UCLA	11/1/2005
James Scott, Charleston	9/11/2005
Courtney Anderson, Colorado	8/15/2005
Michael Sulaka, Western Michigan	8/13/2005
Justin McBride, Oklahoma State	7/25/2005
Cam Christie, Minnesota	7/24/2005
Magoon Gwath, San Diego State	7/24/2005
Carlton Carrington, Pitt	7/21/2005
Nazar Mahmoud, UTSA	7/16/2005
Dennis Evans, Louisville	7/13/2005
Mason Williams, Eastern Washington	7/3/2005

STUFFING THE STAT SHEET

• **Ishmael Leggett** is averaging 12.4 points, 5.4 rebounds, 2.4 assists, and 1.3 steals per game. He has scored in double figures in 15 games and grabbed seven or more rebounds in seven contests.

• Leggett missed Pitt's Jan. 6 road game at Louisville and was limited in a Jan. 9 contest against No. 11 Duke due to a shoulder injury.

• Leggett posted 18 points, 11 rebounds, five assists, and four steals in a win over Binghamton to become the first Pitt player with 15+ points, 10+ rebounds, 5+ assists, and 4+ steals since Kellii Taylor accomplished that feat during the 1996-97 season.

• Leggett recorded 17 points, seven rebounds, five assists, and two steals against FGCU.

• Leggett delivered 14 points, nine rebounds, and four assists in a win over Jacksonville.

• Leggett made three three-pointers and finished with 19 points, nine rebounds, and two steals against Florida.

• Leggett went 6-of-12 from the field in a 15-point, 7-rebound, 3-assist effort in an NIT Season Tip-Off win over Oregon State.

• Leggett scored 17 points on 6-of-11 shooting from the field and 4-of-4 from the foul line against Clemson.

• Leggett made three three-pointers and finished with 13 points, five rebounds, and five assists against Canisius.

• Leggett tallied 14 points, six rebounds, five assists, three steals, and two blocks against South Carolina State to become the first player since Brad Wanamaker (Feb. 27, 2011) to record at least 10 points, five rebounds, five assists, three steals, and two blocks in a game.

• Leggett came off the bench to register 11 points, four rebounds, two assists, and three steals in a win at No. 7 Duke.

• Leggett scored 14 points, all in the second half, of Pitt's win at Georgia Tech. He was 5-of-6 from the foul line and knocked down a three late in the game to help seal the victory.

• Leggett made three three-pointers and finished with 14 points, four rebounds, four assists, and two steals off the bench at Miami.

• Leggett scored a season-best 22 points on 9-of-16 shooting from the field, including 4-of-6 from three in a win over Wake Forest. He added five rebounds, two assists, and three steals.

ACC • Guard - Rebounds Leaders

Rk	Player, School	RPG
1.	Ryan Dunn, Virginia	7.1
2.	J.R. Koniczny, Notre Dame	5.9
3.	Matthew Cleveland, Miami	5.8
4.	Miles Kelly, Georgia Tech	5.7
5.	Tre White, Louisville	5.6
6.	Ishmael Leggett, Pitt	5.4

ACC • Points Per Game Leaders Among Incoming Transfers

Rk	Player, School (Previous School)	PPG
1.	Hunter Sallis, Wake Forest (Gonzaga)	18.0
2.	Kevin Miller, Wake Forest (Central Mich.)	16.5
3.	DJ Horne, NC State (Arizona State)	15.2
4.	Joseph Girard III, Clemson (Syracuse)	14.8
	Matthew Cleveland, Miami (Florida St.)	14.8
6.	Claudell Harris, Jr., Boston College (Charleston So.)	14.4
7.	Jamir Watkins, Florida State (VCU)	13.9
8.	Tre White, Louisville (USC)	13.1
9.	Sky Clark, Louisville (Illinois)	12.8
10.	JJ Starling, Syracuse (Notre Dame)	12.7
11.	Ishmael Leggett, Pitt (Rhode Island)	12.4
12.	Harrison Ingram, North Carolina (Stanford)	12.1

Pitt • 10+ Pt/5+Reb/5+Ast/3+Stl/2+Bl Games Since 2010-11

Player vs. Opponent, Date	PT/REB/AST/STL/BLK
Ishmael Leggett vs. South Carolina St., 12/16/23	14/6/5/3/2
Brad Wanamaker at Louisville, 2/27/11	13/12/6/3/2

Pitt • 15+ Pt/10+Reb/5+Ast/4+Stl Games Since 1986-87

Player vs. Opponent, Date	PT/REB/AST/STL
Ishmael Leggett vs. Binghamton, 11/10/23	18/11/5/4
Kellii Taylor at Georgetown, 1/25/97	15/10/6/4

NCAA • 15+ Pt/10+Reb/5+Ast/4+Stl Games In 2023-24

Player (School) Opponent, Date	PT/REB/AST/STL
Tyler Cochran (Toledo), Bowling Green, 1/27/24	17/10/5/5
Kevin Cross (Tulane) vs. Furman, 12/14/23	25/12/12/6
Tamin Lipsey (Iowa St.) at DePaul, 12/1/23	15/10/10/4
Michael Ajavi (Pepperdine) vs. Idaho St., 11/28/23	25/10/5/4
Sky Wicks (Incarinate Word) vs. UTSA, 11/25/23	24/11/5/4
Ishmael Leggett (Pitt) vs. Binghamton, 11/10/23	18/11/5/4
Riley Minix (Morehead St.) vs. CU Harrod., 11/8/23	18/15/5/4
Shahada Wells (McNeese St.) at Michigan, 12/29/23	30/10/6/5
Dillon Jones (Weber St.) vs. Montana St., 12/30/23	29/13/6/4
Keonte Jones (CS-Northridge) vs. LBSU, 12/30/23	18/10/5/4

THREE & D PROFILE

• **Zack Austin** is averaging 7.0 points, 4.2 rebounds, and 1.43 blocks in 23.6 minutes per game. He has scored in double figures six times and grabbed seven or more rebounds on four occasions.

• Austin leads the Panthers with 30 blocks, while ranking second with 22 steals.

• The 6-7 forward is the only player to make 60 or more threes and block 60 or more shots in each of the past two seasons. He is one of nine players to accomplish that feat in the past 31 seasons of college basketball. Austin and Shane Battier (Duke) are the only two players to reach the 60/60 mark in multiple seasons.

• Austin has posted 1,045 points, 512 rebounds, 165 blocks, and 145 three-pointers in 84 career games.

• Austin posted seven rebounds and a season-high four blocks in a win over Jacksonville.

• Austin had 10 points, nine rebounds, one block, and one steal against Florida.

• Austin scored 19 points to go along with eight rebounds and two steals in a win over Oregon State. He was 5-of-9 from the field, including 3-of-6 from three-point range.

• Austin opened ACC play with seven points, seven rebounds, two steals, and two blocks against Clemson.

• Austin came off the bench to post 12 points, five rebounds, and two blocks in a win over South Carolina State.

• Austin delivered 12 points, six rebounds, two assists, one steal, and one block in 21 minutes in a win over Purdue Fort Wayne.

• Austin went 3-of-3 from three-point range and finished with nine points, four rebounds, and a steal in 19 minutes at Syracuse.

• Austin set season highs in points (20), three-pointers (4), assists (3), and steals (4) in a road win over Louisville. He surpassed the 1,000-point mark for his career on a first half three and was 4-of-9 from beyond the arc in the win.

• Austin had 11 points, two steals, and two blocks against No. 11 Duke. He also reached the 500-rebound mark for his career in the game.

NCAA • 1,000 PT / 500 REB / 150 3FG / 150 BLK

• Since 1994-95

Player, School (Years)	Pts	Reb	3FG	Blks
Jerald Honeycutt, Tulane (1994-97)	2,209	870	193	163
Shane Battier, Duke (1998-01)	1,984	887	246	254
Ken Horton, C. Conn. St. (2008-12)	1,966	842	158	195
Jake Stephens, Chatt. (2019-22)	1,943	964	240	206
Tyrn Flowers, LIU (2017-22)	1,919	746	283	184
Robert Covington, Tenn. St. (2010-13)	1,748	876	182	150
Elijah Minnie, EMU (2015-19)	1,468	651	208	181
Danny Green, UNC (2006-09)	1,368	590	184	154
Obi Enechionvia, Temple (2015-18)	1,296	613	200	170
Shawn Johnson, Inc. Word (2015-18)	1,237	710	197	150
Mike Bauer, Minnesota (2000-04)	1,168	538	191	157
Luke Kornet, Vanderbilt (2014-17)	1,135	609	150	210
Jansson Williams, ECU (2017-22)	1,134	628	204	222

Zack Austin, Pitt (2021-present) 1,045 512 145 165
courtesy College Basketball Reference

ACC • Blocks Leaders

Rk	Player, School	BPG
1.	Ryan Dunn, Virginia	2.24
2.	PJ Hall, Clemson	1.90
3.	Armando Bacot, North Carolina	1.86
4.	Kyle Filipowski, Duke	1.85
5.	Quinten Post, Boston College	1.75
6.	Andrew Carr, Wake Forest	1.55
7.	Zack Austin, Pitt	1.43
8.	Federiko Federiko, Pitt	1.33
	Baye Ndongo, Georgia Tech	1.33
10.	Tafara Gapare, Georgia Tech	1.11
11.	Baba Miller, Florida State	1.10
	Devin McGlockton, Boston College	1.10
13.	Guillermo Diaz Graham, Pitt	1.00
14.	Robbie Beran, Virginia Tech	0.95
15.	Benny Williams, Syracuse	0.94

FEDE TWO TIMES

• **Federiko Federiko** is averaging 5.0 points, 4.9 rebounds (2.52 orpg.), and 1.33 blocks in 20.7 minutes per game. He has one double-double and has blocked three or more shots in four games.

• Federiko has two double-figure scoring efforts and is shooting 62.7 percent (42-of-67) from the field.

• Federiko ranks among the ACC leaders in blocks (T-8th - 1.33 bpg.) and offensive rebounds (T-7th - 2.52 orpg.).

• Federiko recorded his second career double-double in the season opener against NC A&T, finishing with 13 points and 10 rebounds to go along with a career-high matching four blocks.

- Federiko had nine points, seven rebounds, and three blocks against FGCU. Six of the seven rebounds came on the offensive end of the floor and he also had three dunks in the win.
- Federiko went a perfect 3-of-3 from the field and 4-of-4 from the foul line in a 10-point, 5-rebound, 2-assist, 2-block effort in a win over Oregon State.
- Federiko had eight points, five rebounds (four offensive boards), and two steals off the bench against South Carolina State.
- Federiko posted nine points, five rebounds, two assists, and two blocks in a win at No. 7 Duke. He was 4-of-5 from the field with three dunks in the win.
- Federiko tallied five points, seven rebounds, two steals, and three blocks in a win over Wake Forest.

ACC • Offensive Rebound Leaders

Rk	Player, School	ORPG
1.	Ian Schieffelin, Clemson	3.30
2.	Norchad Omier, Miami	3.15
3.	Armando Bacot, North Carolina	2.76
4.	Brandon Huntley-Hatfield, Louisville	2.71
5.	Harrison Ingram, North Carolina	2.62
6.	Baye Ndongo, Georgia Tech	2.56
7.	Federiko Federiko, Pitt	2.52
	Maliq Brown, Syracuse	2.52

TORRES GEMELAS

- Twin brothers **Guillermo Diaz Graham** (7-0) and **Jorge Diaz Graham** (6-11) are combining to average 10.7 points and 6.8 rebounds per game.
- Both brothers bypassed the opportunity to play for the Spain U21 team this summer and staying in Pittsburgh to continue to work on their strength and conditioning. The twins both gained roughly 15 pounds of muscle in the offseason, while continuing to develop their well-rounded skill sets.

GUILLERMO

- Averaging 7.2 points and 4.3 rebounds per game, while shooting 51 percent from the field and 37 percent from three-point range. He has posted six double-figure scoring games and one double-double.
- Scored 12 points on 4-of-5 shooting from the field, including 2-of-3 from three-point range, against Binghamton. He added four rebounds, two steals and a blocked shot.
- Posted his first double-double with 23 points and 10 rebounds to go along with four assists, two steals, and a block against Jacksonville. He went 8-of-10 from the field and 6-of-9 from the foul line in the win.
- Went 6-of-7 from the field, including a career-best 3-of-4 from three-point range, in a 15-point outing at West Virginia.
- Had seven points on 3-of-4 shooting from the field in 21 minutes of action against Canisius.
- Finished with seven points, eight rebounds, four assists, and three blocks in first start of the season against South Carolina State.
- Scored a game-high 13 points to go along with eight rebounds, three assists, two steals, and three blocks against Purdue Fort Wayne.
- Recorded 14 points, five rebounds, two steals and two blocks, while matching a career-best by going 3-of-4 from three-point range at Syracuse.
- Posted 10 points, four rebounds, two steals, and a career-high matching four blocked shots against No. 8 North Carolina.

- Had seven points, eight rebounds, and a career-high five steals against No. 11 Duke.
- Scored 10 of his 12 points in the second half of a road win over Georgia Tech. Went 4-of-5 from the field and 2-of-2 from three-point range against the Yellow Jackets.

JORGE

- Contributing 3.5 points and 2.5 rebounds in 10.5 minutes per game.
- Scored a career-high 14 points on 5-of-5 shooting from the field, including 3-of-3 from three-point range, in the opener against NC A&T. He added five rebounds and a blocked shot in the win.
- Posted eight points and grabbed six rebounds against Jacksonville.
- Made an impact off the bench at West Virginia finishing with three points, six rebounds, two assists, one block, one steal, and two offensive fouls drawn.
- Went 2-of-3 from the field and finished with five points, two assists, and three steals against Canisius.
- Had four points, four rebounds, three assists, and a steal in a win over South Carolina State.
- Scored eight points with a three-pointer and a 5-of-5 effort from the foul line at Louisville.
- Aggravated an ankle injury in late January and is expected to miss the remainder of the season.

JLOWE AT THE POINT

- Freshman **Jaland Lowe** is averaging 7.5 points, 2.3 rebounds, and 2.6 assists in 21.2 minutes per game. He has six double-figure scoring games and five games with four or more assists.
- Lowe is averaging 10.9 points, while going 11-of-30 (.367) from three-point range, in ACC play. Five of his six double figure scoring games have come in conference play.
- Lowe went 5-of-9 from the field, including 2-of-4 from three-point range, in a 12-point effort against Florida Gulf Coast.
- Lowe had five points and six assists with no turnovers in a win over Jacksonville.
- Lowe went 3-of-4 from the field and scored six points in nine minutes of action at West Virginia.
- Lowe matched season highs with two three-pointers, six assists, and 20 minutes played against South Carolina State.
- Lowe had nine points and four assists with no turnovers in 17 minutes of action at Syracuse.
- Lowe scored 10 points to go along with three rebounds and two assists against No. 8 North Carolina.
- Lowe finished with nine points, a season-high six rebounds, and three assists in his first career start at Louisville.
- Lowe had nine points, two rebounds, two assists, and a steal against No. 11 Duke.
- Lowe set season highs in points (20), field goals (8), field goal attempts (15), and minutes (32) at home against Syracuse. He added three rebounds, three assists, and a steal against the Orange.
- Lowe finished with 17 points, two steals, and six assists with no turnovers in a win at No. 7 Duke. He made a clutch three to put the Panthers up 75-71 with under a minute left to play and also went 3-of-4 from the foul line in the final 16 seconds of action.
- Lowe scored 12 points to go along with three rebounds, three assists, two steals, and a blocked shot at Georgia Tech.

- Lowe recorded 15 of his 17 points in the final 11 minutes of action to lead a comeback on the road at Miami. He also has a season-best seven rebounds to go along with four assists and a steal against the Hurricanes.

RETURNING FROM A REDSHIRT

- Redshirt junior **William Jeffress** returns to the Pitt rotation after missing the 2022-23 season due to a foot injury suffered in late July.
- Jeffress, a versatile defender with great rebounding instincts, used the redshirt season to continue to develop his body and has shown increased athleticism and explosiveness in the offseason.
- Jeffress posted seven points, four rebounds, three steals and a blocked shot in his return against NC A&T.
- Jeffress impacted Pitt's win over FGCU with a strong defensive and rebounding effort. The team was +14 with him on the floor as Jeffress finished with two points, five rebounds, two steals, and a blocked shot.
- Jeffress changed the energy of the West Virginia game with his defensive intensity and rebounding. He finished with a career-high matching nine rebounds to go along with one steal and a blocked shot. Pitt was +22 with Jeffress on the floor as he helped limit Quinn Slazinski to just six second half points after he scored 16 in the opening 20 minutes of action.
- Jeffress went 2-of-2 from three-point range and finished with six points, three rebounds, and a steal against Canisius.
- Jeffress grabbed a career-high 10 rebounds, including four offensive boards, in 21 minutes at Syracuse.
- Jeffress was 3-of-3 from the field and finished with six points, three rebounds, one assist, one steal, and one blocks at home against Syracuse.
- Jeffress came off the bench to spark the Panthers in the final 10 minutes of action in a home win over Wake Forest. He delivered a momentum changing defensive effort against Efton Reid and also had a key dunk in the final three minutes of action to help secure the win.

SNAPPED RANKED ROAD SKIDS AT NO. 7 DUKE

- Pitt posted an 80-76 win over No. 7 Duke at Cameron Indoor Stadium to snap several skids against ranked opponents.
- The win was Pitt's first win over an AP top 10 opponent since defeating No. 8 Notre Dame, 76-72, on Jan. 31, 2015.
- Pitt posted its first road win over an AP Top 10 team since a 57-54 win at No. 9 Villanova Feb. 12, 2011.
- The Panthers snapped a 24-game road losing streak against ranked opponents, dating back to a 62-52 win over No. 17 Cincinnati Feb. 9, 2013.
- Th victory was Pitt's third win at Cameron Indoor Stadium and first in Durham, N.C. since a 71-69 victory on Feb. 10, 1979.

FIRING AWAY FROM THREE

- Pitt set season highs in three-point field goals (16), three-point attempts (38), and three-point percentage (.421) in the Backyard Brawl win over West Virginia.
- **Blake Hinson** set a Pitt single-game threes record, while also matching a WVU Coliseum record, with nine three-pointers in the contest.

- The 16 threes made is tied for the third most in any game and the most in a road game in program history.

Pitt • Three-Point Field Goals in a Game

Rk	Opponent, Date	3FGM
1.	Wake Forest, 1/25/23	18
2.	Louisville, 2/7/23	17
3.	at West Virginia, 12/6/23	16
	Syracuse, 2/25/23	16
	Notre Dame, 1/29/97	16
6.	Jacksonville, 11/17/23	15
7.	at Louisville, 1/18/23	14
	at Northwestern, 11/28/22	14
	Northern Illinois, 12/5/20	14
	McNeese State, 12/16/17	14
	Wofford, 3/14/12	14
	Marshall, 12/6/90	14
	Miami [Fla.], 2/18/95	14
	Maryland-Baltimore County, 12/13/08	14
	Albany, 11/28/03	14
	vs. Georgia, 12/17/94	14

Pitt • Three-Point Attempts in a Game

Rk	Opponent, Date	3FGA
1.	Syracuse, 2/25/23	41
	UT Martin, 11/7/22	41
3.	at West Virginia, 12/6/23	38
4.	Wake Forest, 1/25/23	37
	at Boston College, 2/2/19	37

TOP MARKS IN BIG WIN OVER JACKSONVILLE

- Pitt posted its highest scoring output (107) and largest margin of victory (+51) in a mid-November win over Jacksonville.

- Pitt made 15 three-point field goals, sixth most in program history, while also holding Jacksonville to just 1-of-15 (.067) shooting from beyond the arc.

- Pitt grabbed 50 or more rebounds for the third time in four games finishing the night with a 51-29 edge on the glass, including a 19-3 advantage in offensive rebounds.

Pitt • Largest Scoring Margin

Rk	Opponent, Date	Score	Margin
1.	Indiana [Pa.], 11/29/86	108-49	+59
2.	Ohio Wesleyan, 12/6/71	103-48	+55
3.	Army, 1/26/29	69-16	+53
	Central Arkansas, 12/6/15	100-47	+53
5.	Savannah State, 12/1/01	87-35	+52
6.	Jacksonville, 11/17/23	107-56	+51
	Cleveland State, 2/14/74	106-55	+51
8.	Bethune-Cookman, 12/15/12	89-40	+49
	Indiana [Pa.], 11/30/85	94-45	+49
10.	NC A&T, 11/6/23	100-52	+48
	Brown, 12/28/95	95-47	+48
	Buffalo State, 2/18/76	99-51	+48

OUTSTANDING IN THE OPENER

- Pitt delivered a dominating performance in the season opener with a 100-52 win over NC A&T. The 100-point effort was the sixth all-time at the Petersen Events Center and marked the seventh time Pitt has hit the century mark in the season opener.

- The Panthers posted a 58-28 rebounding advantage, tied for the eighth largest edge in program history.

- Pitt held the Aggies to 27.1 percent (19-of-70) shooting from field, including a 5-of-35 (.143) effort in the opening half.

- The 100-point effort is the second most points scored by the Panthers under **Jeff Capel** with the 48-point scoring margin also the second largest of the Capel era (T-10th largest in program history).

100+ Point Games at Petersen Events Center

Opponent, Date	Result
NC A&T, 11/6/23	W, 100-52
Marshall, 12/28/16	W, 112-106
Wake Forest (20T), 2/16/16	W, 101-96
Central Arkansas, 12/6/15	W, 100-47
Houston Baptist, 11/9/07	W, 103-62
Notre Dame, 1/4/06	W, 100-98

100+ Point Games in Season Openers

Opponent, Date	Result
NC A&T, 11/6/23	W, 100-52
Houston Baptist, 11/9/07	W, 103-62
Youngstown State, 11/27/93	W, 112-66
Siena, 11/28/89	W, 111-89
IUP, 11/29/86	W, 108-49
St. Francis [Pa.], 11/26/84	W, 104-88
vs. Rio Grande, 11/29/78	W, 107-82

Pitt • Largest Rebound Margin

Rk	Opponent, Date	Margin
1.	vs. Rio Grande (68/19), 11/29/79	+49
2.	Carnegie Tech (60/20), 2/1/68	+40
3.	St. Francis [Pa.] (67/31), 12/1/93	+36
4.	Rollins (69/34), 1/22/75	+35
5.	vs. Chaminade (51/17), 11/24/14	+34
6.	Mercyhurst (55/22), 1/25/79	+33
7.	North Florida (59/28), 11/13/10	+31
8.	NC A&T (58/28), 11/6/23	+30
	Chicago State (60/30), 1/17/87	+30
10.	Bethune-Cookman (40/11), 12/15/12	+29
	VMI (60/31), 12/6/11	+29
	Howard (55/26), 11/20/04	+29

Pitt • Largest Rebound Margin in the Past 25 Seasons

Rk	Opponent, Date	Pitt	Opp	Margin
1.	vs. Chaminade, 11/24/14	51	17	+34
2.	North Florida, 11/13/10	59	28	+31
3.	NC A&T, 11/6/23	58	28	+30
4.	Bethune-Cookman, 12/15/12	40	11	+29
	VMI, 12/6/11	60	31	+29
	Howard, 11/20/04	55	26	+29

SUCCESS WHEN SCORING 80+

- Pitt is 33-2 under **Jeff Capel** when reaching the 80-point mark in a game, including a 9-0 mark during the 2023-24 season.

Pitt • 80-Point Games Under Jeff Capel

Opponent, Date	Result
at No. 7 Duke, 1/20/24	W, 80-76
at Louisville, 1/6/24	W, 83-70
South Carolina State, 12/16/23	W, 86-50
Canisius, 12/9/23	W, 82-71
at West Virginia, 12/6/23	W, 80-63
Jacksonville, 11/17/23	W, 107-56
FGCU, 11/13/23	W, 86-74
Binghamton, 11/10/23	W, 89-60
NC A&T, 11/6/23	W, 100-52
vs. Georgia Tech, 3/8/23	W, 89-81
at Notre Dame, 3/1/23	L, 88-81
Syracuse, 2/25/23	W, 99-82
at Florida State, 2/11/23	W, 83-75
Louisville, 2/7/23	W, 91-57
Wake Forest, 1/25/23	W, 81-79
at Syracuse, 12/20/22	W, 84-82
North Florida, 12/17/22	W, 82-56
Sacred Heart, 12/10/22	W, 91-66
at Northwestern, 11/28/22	W, 87-58

William & Mary, 11/25/22	W, 80-64
FDU, 11/22/22	W, 83-61
UT Martin, 11/7/22	W, 80-58
Virginia Tech, 2/3/21	W, 83-72
Syracuse, 1/13/21	W, 96-76
Northern Illinois, 12/5/20	W, 89-59
Drexel, 11/28/20	W, 83-74
vs. Wake Forest, 3/10/20	W, 81-72
Canisius, 12/30/19	W, 87-79
vs. Boston College, 3/12/19	W, 80-70
at NC State, 1/12/19	L, 86-80
Louisville, 1/9/19	W, 89-86 OT
New Orleans, 12/20/18	W, 99-57
Central Arkansas, 11/15/18	W, 97-71
Troy, 11/12/18	W, 84-75
VMI, 11/9/18	W, 94-55

NEW HEIGHTS

- **Guillermo Diaz Graham** is the fourth seven-footer in program history, joining Steven Adams, Aaron Gray, and Mark Blount. **Jorge Diaz Graham** and **Federiko Federiko** are tied for the fifth tallest players in program history at 6-11. Pitt has now had 13 players listed at 6-11 or taller.
- Pitt has four players 6-10 or taller on the roster for just the second time in program history.

Pitt • Most Players 6-10 or Taller

Season	Player	HT
2023-24	Guillermo Diaz Graham	7-0
	Federiko Federikio	6-11
	Jorge Diaz Graham	6-11
	Papa Amadou Kante	6-10
2003-04	Aaron Gray	7-0
	Mark McCarrroll	6-10
	Chris Taft	6-10
	Toree Morris	6-10

Pitt • Top Wingspans (in inches)

Player	Height	Wingspan	Dif
William Jeffress	79	86	+7
Zack Austin	79	85	+6
Papa Amadou Kante	82	88	+6
Federiko Federiko	83	88.5	+5.5

Pitt • 6-11 or Taller Players

Player, Years	Height	PPG	RPG
Guillermo Diaz Graham, 2022-p.	7-0	5.0	3.7
Steven Adams, 2012-13	7-0	7.2	6.3
Aaron Gray, 2003-07	7-0	9.8	7.0
Mark Blount, 1995-97	7-0	6.4	5.0
Jorge Diaz Graham, 2022-p.	6-11	3.1	2.3
Federiko Federiko, 2022-p.	6-11	6.0	5.2
Eric Mobley, 1991-94	6-11	10.2	6.8
Ed Scheuermann, 1976-81	6-11	5.4	4.1
Scott Stephens, 1973-75	6-11	0.5	0.7
Gerald Jordan, 1995-97	6-11	8.3	6.2
Malcolm Gilbert, 2011-12	6-11	0.5	0.8
Gary McGhee, 2007-11	6-11	4.5	4.7
Rozelle Nix, 2015-16	6-11	1.4	2.6

NCAA • KenPom.com Average Height (inches)

Rk	School	Avg. HT
1.	Florida State	79.3
2.	Washington State	79.2
3.	Utah	79.1
	Santa Clara	79.1
5.	Indiana	79.0
	USC	79.0
7.	Pitt	78.9
	Kansas	78.9

HOME COURT ADVANTAGE

- Pitt has compiled a 299-91 (.767) record, including a 175-18 (.907) ledger in non-conference play, at the Petersen Events Center.
- Pitt is 28-29 (.491) versus teams ranked in the top 25 of the AP Poll at the Petersen Events Center, with a 14-10 (.583) mark against top-10 teams and a 9-4 (.692) ledger versus teams ranked in the top-5.

NCAA • Homecourt Wins since 2002-03 Season

Rk	Team	Wins
1.	Kansas	338
2.	Duke	321
3.	Memphis	320
4.	Kentucky	317
5.	Syracuse	312
6.	Creighton	306
7.	Wisconsin	303
8.	Pitt	299
	Michigan State	299
10.	Gonzaga	298

as of Jan. 29

INTERNATIONAL INFLUENCE

- Pitt's 2023-24 roster features four international prospects, third most in program history, in **Papa Amadou Kante** (Senegal), **Guillermo Diaz Graham** (Spain), **Jorge Diaz Graham** (Spain), and **Federiko Federiko** (Finland).
- The Diaz Graham twins are Pitt's first pair of players out of Spain, while Federiko is the program's first prospect from Finland.

Pitt • All-Time International Players

Player, Year	Country
Papa Amadou Kante, 2023-p.	Senegal
Guillermo Diaz Graham, 2022-p.	Spain
Jorge Diaz Graham, 2022-p.	Spain
Federiko Federiko, 2022-p.	Finland
Max Amadasun, 2020-22	Ireland
Abdoul Karim Coulibaly, 2019-21	Mali
Sidy N'Dir, 2018-19	France
Marcus Carr 2017-18	Canada
Kene Chukwuka 2017-20	Sweden
Samson George 2017-20	Nigeria
Peace Ilegomah 2017-19	Nigeria
Shamiel Stevenson 2017-19	Canada
Rafael Maia 2015-16	Brazil
Joseph Uchebo 2013-15	Nigeria
Steven Adams 2012-13	New Zealand
Khem Birch 2011-12	Canada
Talib Zanna 2009-14	Nigeria
Dwight Miller 2008-10	Bahamas
Doyle Hudson 2005-07	Bahamas
Levon Kendall 2002-07	Canada
Zelimir Stevanovic 2000-01	Yugoslavia
Donatas Zavackas 1999-03	Lithuania
Sotinis Aggelou 1993-95	Greece
Dominick Dumancic 1990-92	Yugoslavia

Pitt • Most International Players on a Roster

Rk	Year	Total
1.	2017-18	5
	* 2018-19	5
3.	2023-24	4
4.	2022-23	3
	2019-20	3
6.	8x; last 2013-14	2

* two international prospects transferred mid-year

FATHER-SON COACH COMBOS

- **Jeff Capel** is one of 19 sons of former Division I head coaches serving in the same capacity in the NCAA this season.

Father-Son Division I Head Coach Combos

Father	Son (School)
Tony Barone, Sr.	Brian Barone (SIUE)
Dick Bennett	Tony Bennett (Virginia)
Jeff Capel II	Jeff Capel III (Pitt)
Homer Drew	Scott Drew (Baylor)
	Bryce Drew (Grand Canyon)
Jim Dutcher	Brian Dutcher (San Diego State)
Lon Kruger	Kevin Kruger (UNLV)
Don Monson	Dan Monson (Long Beach State)
Bill Musselman	Eric Musselman (Arkansas)
Dave Odom	Ryan Odom (VCU)
Rick Pitino	Richard Pitino (New Mexico)
Skip Prosser	Mark Prosser (Winthrop)
Ralph Willard	Kevin Willard (Maryland)

BROTHER COMBOS

- Twin brothers **Guillermo Diaz Graham** and **Jorge Diaz Graham** are the ninth set of brothers to play at Pitt. They are just the second set of brothers to play on the same team.

Pitt Brother Combos

Brother (Years)	Brother (Years)
Guillermo Diaz Graham (2022-p.)	Jorge Diaz Graham (2022-p.)
Orlando Antiqua (1991-95)	Oliver Antiqua (1995-98)
Billy Knight (1971-74)	Terry Knight (1974-79)
Robert Caldwell (1964-67)	Michael Caldwell (1968-71)
Brian Generalovich (1961-64)	Nick Generalovich (1964-66)
Steve Zernich (1941-43)	Wally Zernich (1943-47)
Thomas Lawry (1930-32)	Edward Lawry (1939)
Stephen Wroblewski (1926-28)	Alphonse Wroblewski (1928-30)

NCAA • 2023-24 Brother Combos

Brothers	School
Guillermo and Jorge Diaz Graham ^	Pitt
Taran and Tre Armstrong	California Baptist
Chase and Dillon Hunter	Clemson
Precious and Promise Idiaru^	Kansas City
Milos and Veljko Ilic	Loyola-Maryland
Amhad and Armon Jarrard	IUPUI
Braden and Shae Korpela^	Washington State
Keyshaun and Kobe Langley^	UNCG
Ashton and Jayden Hardaway	Memphis
Connor and Patrick McCaffery	Iowa
Kareem and Kaseem Watson^	CSU Bakersfield
Jarron and Jariyon Wilkens^	Southern
Lamar and Shamar Wright^	SIUE

^ denotes twins

CUMMINGS & NDIAYE SIGN NLI's

- Pitt signed **Brandin Cummings** and **Amyd Ndiaye** during the November signing period.
- Cummings, a four-star guard prospect from nearby Lincoln Park High School, was a Pittsburgh Post Gazette Fab 5 and 4A Co-Player of the Year selection after averaging 23.1 points, 3.3 rebounds, and 2.3 assists per game as a junior. He made 75 three-point field goals while helping the Leopards to WPIAL and PIAA Class 4A titles a year ago. Cummings, the younger brother of Pitt standout Nelly Cummings, enters his senior season at Lincoln Park with 1,482 points and 186 three-pointers in his career.
- Ndiaye, a three-star prospect currently playing a prep year at Putnam Science Academy, was a NYSSWA All-State selection last season after helping Long Island Lutheran to a 24-3 record, including a 10-2 mark in the National

Interscholastic Basketball Conference. The 6-10, 215-pound forward averaged 8.4 points, 6.1 rebounds, and 1.2 blocks per game in conference play as LUHI finished the year ranked No. 3 nationally. Ndiaye, a versatile, high-ceiling player with the ability to impact the game on both ends of the floor, also shot 35 percent from three-point range a year ago.

THE OAKLAND ZOO

- Pitt has one of the top student sections in the country in the Oakland Zoo. The student section has been expanded this season to accommodate 2,000 Oakland Zoo members.
- The Oakland Zoo has the best seats in the house at the Petersen Events Center filling the lower bowl outside of 75 opponent tickets behind the visiting team bench as required by league rules.
- Student ticket claims are made 5-7 days in advance of games. Pitt sold over 3,800 Gold Passes (Men's Basketball and Football season tickets) this season. The Panthers Ticket Office will use lower level and upper level ticket inventory for additional Oakland Zoo seating when available.
- The Oakland Zoo set an all-time attendance mark with 2,750 student tickets out for a Tuesday, Jan. 2 games against the Blue Devils.

CAPEL'S CORNER

- Through the generous support of the Vartabedian Family, Capel's Corner has been established in section 113 of the Petersen Events Center. Capel's Corner is an outreach effort to provide underserved youth and their families the opportunity to attend Pitt Basketball games. Tickets are being distributed through Pitt Athletics' relationship with the Ammon Community Recreation Center in the Hill District. Former Pitt standout Darelle Porter serves as one of the community leaders and as an executive director at the Ammons Center. Contact the Panthers Ticket Office via email (tickets@athletics.pitt.edu) if you are interested in supporting the Capel's Corner initiative.

PRESEASON ACC PROJECTIONS

- Pitt was picked to finish ninth in the Atlantic Coast Conference, while **Blake Hinson** was tabbed a Preseason Second Team All-ACC selection, as voted upon by the league's voting panel in October.

2022-23 ACC Predicted Order of Finish

Rk	School	Points
1.	Duke	757 (44)
2.	Miami	693 (5)
3.	North Carolina	670 (1)
4.	Virginia	593 (1)
5.	Clemson	570
6.	Wake Forest	440
7.	NC State	420
8.	Virginia Tech	390
9.	Pitt	380
10.	Syracuse	321
11.	Florida State	294
12.	Boston College	227
13.	Georgia Tech	157
14.	Louisville	108
15.	Notre Dame	100

First-place votes in parentheses; 51 total

PITT-DUKE PARTNER FOR INAUGURAL HOOPS4ALS GAMES

- The Pitt and Duke Men's Basketball programs partnered to announce the inaugural "Hoops4ALS" games, played Jan. 9 (Petersen Events Center) and Jan. 20 (Cameron Indoor Stadium).


- Hoops4ALS is a group dedicated to uniting basketball coaches, players, and fans to raise awareness for Amyotrophic Lateral Sclerosis (ALS) – also known as Lou Gehrig's Disease – and promote research and advocacy to help those dealing with this fatal disease and to support those working to find a cure.

- The Hoops4ALS committee, made up of Pitt head coach Jeff Capel III, Tom Haberstroh, P.J. Murphy, Chuck Haberstroh, Kate Fagan, Adam Wilson, Gary Godfrey and Marc J. Spears, have partnered with the ALS Therapy Development Institute (ALS TDI) to support their work to discover and develop effective ALS treatments. As the world's foremost discovery lab focused solely on ALS, ALS TDI collaborates with top researchers from around the world, including those at Duke's ALS Clinic and the University of Pittsburgh's ALS-MDA Center.

- For each of the Hoops4ALS basketball games, both the Pitt and Duke Men's Basketball teams wore Hoops4ALS warmup shirts pregame and both coaching staffs, managers and other basketball personnel wore 'Hoops4ALS' pins. Both venues featured in-house announcements and scoreboard display with an ALS TDI fundraising appeal, while ALS patients, caregivers and researchers were recognized on court during a timeout.

- In addition to the fundraising initiative, Pitt and Duke men's basketball programs came together to honor and pay tribute to those fighting ALS and those we have lost to the disease in the basketball community. In 2017, Jeff Capel Jr., a legendary coach in the basketball community, passed away due to complications related to ALS at the age of 64 while Capel III was an assistant coach at Duke.

HOOPS4ALS



JOIN US IN
THE FIGHT TO
END ALS

Scan code or visit als.net/pittduke

2023-24 PITT MEN'S BASKETBALL ROSTER

Numerical

NO	NAME	POS	HT	WT	CL-EXP	HOMETOWN (HIGH SCHOOL / PREVIOUS COLLEGE)
2	Blake Hinson	F	6-7	235	SR-1L	Deltona, Fla. (Sunrise Christian Academy {Kan.} / Mississippi / Iowa State)
4	Papa Amadou Kante	F	6-10	215	FR-HS	Dakar, Senegal (South Kent Prep)
5	Ishmael Leggett	G	6-3	195	JR-TR	Prince George's County, Md. (St. John's College / Rhode Island)
7	Carlton Carrington	G	6-4	180	FR-HS	Baltimore, Md. (St. Frances Academy)
11	Marlon Barnes, Jr.	F	6-6	180	FR-HS	Cleveland, Ohio (Brush)
12	KJ Marshall	G	5-10	175	SR-2L	Reading, Pa. (Trinity Christian Academy [N.C.] / Mars Hill)
13	Benjamin Mayhew	F	6-4	180	FR-HS	Wilkinsburg, Pa. (Propel Braddock Hills)
15	Jaland Lowe	G	6-2	170	FR-HS	Missouri City, Texas (Fort Bend Marshall)
21	Vason Stevenson	F	6-3	190	SO-1L	McKees Rocks, Pa. (Montour)
24	William Jeffress	F	6-7	205	R-JR-3L	Erie, Pa. (McDowell)
25	Guillermo Diaz Graham	F	7-0	205	SO-1L	Canary Islands, Spain (IMG Academy Academics [Fla.])
31	Jorge Diaz Graham	F	6-11	190	SO-1L	Canary Islands, Spain (IMG Academy Academics [Fla.])
33	Federiko Federiko	C	6-11	220	JR-1L	Helsinki, Finland (First Love Academy [Pa.] / Northern Oklahoma)
44	Jajuan Nelson	F	6-7	215	FR-HS	Philadelphia, Pa. (String Theory Charter)
55	Zack Austin	F	6-6	205	R-JR-TR	Winston-Salem, N.C. (Moravian Prep / High Point)

Alphabetical

NO	NAME	POS	HT	WT	CL-EXP	HOMETOWN (HIGH SCHOOL / PREVIOUS COLLEGE)
55	Zack Austin	F	6-6	205	R-JR-TR	Winston-Salem, N.C. (Moravian Prep / High Point)
11	Marlon Barnes, Jr.	F	6-6	180	FR-HS	Cleveland, Ohio (Brush)
7	Carlton Carrington	G	6-4	180	FR-HS	Baltimore, Md. (St. Frances Academy)
25	Guillermo Diaz Graham	F	7-0	205	SO-1L	Canary Islands, Spain (IMG Academy Academics [Fla.])
31	Jorge Diaz Graham	F	6-11	190	SO-1L	Canary Islands, Spain (IMG Academy Academics [Fla.])
33	Federiko Federiko	C	6-11	220	JR-1L	Helsinki, Finland (First Love Academy [Pa.] / Northern Oklahoma)
2	Blake Hinson	F	6-7	235	SR-1L	Deltona, Fla. (Sunrise Christian Academy {Kan.} / Mississippi / Iowa State)
24	William Jeffress	F	6-7	205	R-JR-3L	Erie, Pa. (McDowell)
4	Papa Amadou Kante	F	6-10	215	FR-HS	Dakar, Senegal (South Kent Prep)
5	Ishmael Leggett	G	6-3	195	JR-TR	Prince George's County, Md. (St. John's College / Rhode Island)
15	Jaland Lowe	G	6-2	170	FR-HS	Missouri City, Texas (Fort Bend Marshall)
12	KJ Marshall	G	5-10	175	SR-2L	Reading, Pa. (Trinity Christian Academy [N.C.] / Mars Hill)
13	Benjamin Mayhew	F	6-4	180	FR-HS	Wilkinsburg, Pa. (Propel Braddock Hills)
44	Jajuan Nelson	F	6-7	215	FR-HS	Philadelphia, Pa. (String Theory Charter)
21	Vason Stevenson	F	6-3	190	SO-1L	McKees Rocks, Pa. (Montour)

Pitt Staff

Head Coach: Jeff Capel (Duke, '97)

Associate Head Coach: Tim O'Toole (Fairfield, '87)

Associate Head Coach: Milan Brown (Howard, '93)

Assistant Coach: Jason Capel (North Carolina, '02)

Chief of Staff / Assistant Coach: Kyle Cieplicki (Vermont, '08)

Director of Player and Alumni Development / Assistant Coach: Gilbert Brown, Pitt '11

Assistant AD of Scouting: Billy Hubly (Univ. of St. Francis [Ill.], '12)

Director of Basketball Operations: Brian Regan (St. Vincent College, '88)

Assistant Director Recruiting / Video: Robert Blose (Pitt, '21)

Strength & Conditioning Coach: Vincent Williams (Towson, '11)

Athletic Trainer: Daniel Anthony (Missouri State, '11)

Pronunciation

Papa AMADOU KANTE Ahm-a-do Con-tee

GUILLERMO Diaz Graham Ghee-air-mo

JORGE Diaz Graham Hor-Hay

William JEFFRESS Jeff-ress

JALAND Lowe Jay-lend

JAJUAN Nelson Ja-wawn

VASON Stevenson Vayson

TV / RADIO HEAD SHOT ROSTER



2
Blake Hinson
 F • SR-TR • 6-8 • 230
 Deltona, Fla.




4
Papa Amadou Kante
 F • FR-HS • 6-10 • 235
 Dakar, Senegal



5
Ishmael Leggett
 G • JR-TR • 6-3 • 185
 Prince George's County, Md.



7
Carlton Carrington
 G • FR-HS • 6-5 • 190
 Baltimore, Md.




11
Marlon Barnes, Jr.
 F • FR-HS • 6-6 • 190
 Cleveland, Ohio



12
KJ Marshall
 G • SR-2L • 5-10 • 175
 Reading, Pa.



15
Jaland Lowe
 G • FR-HS • 6-3 • 170
 Missouri City, Texas



21
Vason Stevenson
 F • SO-1L • 6-3 • 190
 McKees Rocks, Pa.



24
William Jeffress
 F • R-JR-3L • 6-7 • 210
 Erie, Pa.



25
Guillermo Diaz Graham
 F • SO-1L • 7-0 • 220
 Canary Islands, Spain



31
Jorge Diaz Graham
 F • SO-1L • 6-11 • 210
 Canary Islands, Spain



33
Federiko Federiko
 C • JR-1L • 6-11 • 225
 Helsinki, Finland



55
Zack Austin
 F • R-JR-TR • 6-7 • 210
 Winston-Salem, N.C.



Jeff Capel
 Head Coach



Tim O'Toole
 Associate Head Coach



Milan Brown
 Associate Head Coach



Jason Capel
 Assistant Coach



Kyle Cieplicki
 Chief of Staff / Assistant Coach



Gilbert Brown
 Director of Player &
 Alumni Development /
 Assistant Coach



Billy Hubly
 Assistant AD / Scouting




Brian Regan
 Director of Operations



Robert Blöse
 Strength & Conditioning
 Coach



Vincent Williams
 Strength & Conditioning
 Coach



Daniel Anthony
 Athletic Trainer



BLAKE HINSON | #2

SR-1L • F • 6-8 • 230

Deltona, Fla. • Sunrise Christian Acad. / Mississippi / Iowa State



Opponent	Date	GS	MIN	Total		3-Pointers		Free throws		Rebounds				PF	A	TO	BLK	STL	PTS	AVG
				FG-FGA	PCT	3FG-3FGA	PCT	FT-FTA	PCT	OFF	DEF	TOT	AVG							
N.C. A&T	11/06/2023	*	20:56	5-11	.455	2-5	.400	1-2	.500	3	5	8	8.0	2	2	0	0	0	13	13.0
Binghamton	11/10/2023	*	23:43	8-14	.571	4-9	.444	6-7	.857	1	3	4	6.0	1	0	1	0	1	26	19.5
FGCU	11/13/2023	*	30:20	6-15	.400	3-10	.300	3-6	.500	1	4	5	5.7	2	0	2	0	1	18	19.0
Jacksonville	11/17/2023	*	20:13	7-16	.438	4-9	.444	7-9	.778	2	4	6	5.8	1	1	0	0	0	25	20.5
vs Florida	11/22/2023	*	36:17	5-15	.333	3-9	.333	3-7	.429	1	2	3	5.2	2	2	1	0	1	16	19.6
vs Oregon St.	11/24/2023	*	32:00	6-17	.353	3-11	.273	2-3	.667	2	0	2	4.7	2	2	1	0	1	17	19.2
Missouri	11/28/2023	*	38:41	7-12	.583	5-8	.625	3-6	.500	0	5	5	4.7	1	1	0	0	0	22	19.6
Clemson	12/03/2023	*	34:14	9-16	.563	6-10	.600	3-6	.500	2	4	6	4.9	3	2	3	0	0	27	20.5
at West Virginia	12/06/2023	*	34:37	10-19	.526	9-15	.600	0-0	.000	1	6	7	5.1	3	0	1	0	0	29	21.4
Canisius	12/09/2023	*	36:41	8-13	.615	3-4	.750	7-7	1.000	1	4	5	5.1	3	0	1	0	0	26	21.9
South Carolina St.	12/16/2023	*	27:52	7-10	.700	3-4	.750	2-2	1.000	0	0	0	4.6	0	1	1	0	2	19	21.6
Purdue Fort Wayne	12/20/2023	*	32:12	2-10	.200	0-4	.000	1-2	.500	1	9	10	5.1	1	2	2	0	0	5	20.3
at Syracuse	12/30/2023	*	37:42	3-12	.250	1-7	.143	4-7	.571	1	3	4	5.0	5	0	3	0	1	11	19.5
North Carolina	01/02/2024	*	31:08	4-16	.250	2-11	.182	1-3	.333	0	4	4	4.9	3	0	1	0	0	11	18.9
at Louisville	01/06/2024	*	34:14	5-14	.357	3-9	.333	8-8	1.000	2	1	3	4.8	3	0	3	0	1	21	19.1
Duke	01/09/2024	*	29:08	3-8	.375	3-7	.429	0-1	.000	0	2	2	4.6	2	0	0	1	1	9	18.4
Syracuse	01/16/2024	*	34:18	4-17	.235	2-11	.182	2-3	.667	0	8	8	4.8	3	0	2	0	1	12	18.1
at Duke	01/20/2024	*	36:42	8-10	.800	7-7	1.000	1-2	.500	1	7	8	5.0	4	0	2	0	0	24	18.4
at Georgia Tech	01/23/2024	*	31:56	3-8	.375	1-4	.250	2-2	1.000	0	6	6	5.1	4	1	2	1	0	9	17.9
at Miami (FL)	01/27/2024	*	38:57	8-19	.421	4-12	.333	1-4	.250	3	6	9	5.3	1	0	0	1	1	21	18.1
Wake Forest	01/31/2024	*	36:20	6-10	.600	2-4	.500	3-4	.750	0	2	2	5.1	2	0	1	0	0	17	18.0
Totals			21 678:11	124-282	.440	70-170	.412	60-91	.659	22	85	107	5.1	48	14	27	3	11	378	18.0

SEASON	TEAM	GP-GS	MIN/AVG	Field Goals		3-Point		F-Throws		Rebounds				Scoring						
				FG-FGA	FG%	3FG-3FGA	3FG%	FT-FTA	FT%	OFF	DEF	TOT	AVG	PF-FO	A	TO	BLK	STL	PTS	AVG
2018-19	OM	32-31	768/24.0	88-217	.406	46-132	.348	42-57	.737	23	71	94	2.9	91-2	36	28	9	15	264	8.3
2019-20	OM	28-27	872/31.1	97-245	.396	45-141	.319	45-64	.703	34	95	129	4.6	89-3	39	62	9	16	284	10.1
2022-23	UP	36-35	1142/31.7	181-423	.428	97-255	.380	91-134	.679	52	165	217	6.0	105-4	43	60	19	23	550	15.3
2023-24	UP	21-21	678/32.3	124-282	.440	70-170	.412	60-91	.659	22	85	107	5.1	48-1	14	27	3	11	378	18.0
TOTAL FOR UP		57-56	1821/31.9	305-705	.433	167-425	.393	151-225	.671	74	250	324	5.7	153-5	57	87	22	34	928	16.3
TOTAL		117-114	3460/29.6	490-1167	.420	258-698	.370	238-346	.688	131	416	547	4.7	333-10	132	177	40	65	1476	12.6

CAREER HIGHS

Points	29, at West Virginia, 12/6/23	2023-24	Career
FG	10, at West Virginia, 12/6/23	20+ Point Games	9
FGA	20, Syracuse, 2/25/23	Double-Figure Points	18
3FG	9, at West Virginia, 12/6/23	Double-Figure Rebounds	1
3FGA	17, Syracuse, 2/25/23	Double-Doubles	-
FT	9, CSU Bakersfield, 12/7/19	5 or more Rebounds	12
FTA	12, CSU Bakersfield, 12/7/19	3 or more Assists	-
Rebounds	13, 3x; last at Notre Dame, 3/1/23	2 or more Steals	1
Off. Rebounds	6, at Northwestern, 11/28/22	2 or more Blocks	-
Def. Rebounds	11, at Notre Dame, 3/1/23	3 or more 3FGs	14
Assists	5, at Northwestern, 11/28/22	30+ Minutes	14
Steals	4, Alabama State, 11/20/22	40+ Minutes	-
Blocks	2, 4x; last vs. Miami (FL), 1/28/23		
Minutes	49, Auburn, 1/28/20		



ISHMAEL LEGGETT | #5

JR-TR • G • 6-3 • 185

Prince George's County, Md. • St. John's College / Rhode Island



Opponent	Date	GS	MIN	Total		3-Pointers		Free throws		Rebounds				PF	A	TO	BLK	STL	PTS	AVG	
				FG-FGA	PCT	3FG-3FGA	PCT	FT-FTA	PCT	OFF	DEF	TOT	AVG								
N.C. A&T	11/06/2023	*	24:54	4-7	.571	1-2	.500	2-2	1.000	2	3	5	5.0	2	2	2	0	0	11	11.0	
Binghamton	11/10/2023	*	27:12	6-14	.429	1-1	1.000	5-6	.833	4	7	11	8.0	1	5	3	0	4	18	14.5	
FGCU	11/13/2023	*	36:17	6-12	.500	0-3	.000	5-7	.714	0	7	7	7.7	0	5	0	0	2	17	15.3	
Jacksonville	11/17/2023	*	22:57	4-11	.364	2-4	.500	4-4	1.000	3	6	9	8.0	1	4	1	0	1	14	15.0	
vs Florida	11/22/2023	*	35:12	7-20	.350	3-8	.375	2-2	1.000	3	6	9	8.2	4	1	4	0	2	19	15.8	
vs Oregon St.	11/24/2023	*	31:55	6-12	.500	1-4	.250	2-2	1.000	3	4	7	8.0	1	3	1	1	1	15	15.7	
Missouri	11/28/2023	*	32:10	1-8	.125	0-5	.000	8-8	1.000	1	6	7	7.9	2	3	6	0	2	10	14.9	
Clemson	12/03/2023	*	33:54	6-11	.545	1-3	.333	4-4	1.000	0	2	2	7.1	4	0	0	1	0	17	15.1	
at West Virginia	12/06/2023	*	20:44	3-7	.429	0-2	.000	4-4	1.000	0	2	2	6.6	2	0	0	0	0	10	14.6	
Canisius	12/09/2023	*	36:01	5-9	.556	3-5	.600	0-1	.000	1	4	5	6.4	0	5	1	0	1	13	14.4	
South Carolina St.	12/16/2023	*	26:34	5-10	.500	0-2	.000	4-5	.800	1	5	6	6.4	2	5	2	2	3	14	14.4	
Purdue Fort Wayne	12/20/2023	*	30:08	3-11	.273	1-3	.333	2-2	1.000	2	4	6	6.3	1	3	3	0	2	9	13.9	
at Syracuse	12/30/2023	*	29:03	2-10	.200	0-2	.000	1-2	.500	1	2	3	6.1	1	0	0	0	0	5	13.2	
North Carolina	01/02/2024	*	32:21	2-6	.333	0-0	.000	0-0	.000	3	5	8	6.2	1	1	0	0	0	4	12.6	
Duke	01/09/2024		14:15	1-5	.200	0-1	.000	0-0	.000	0	0	0	5.8	1	1	0	0	0	2	11.9	
Syracuse	01/16/2024		16:47	3-6	.500	2-2	1.000	0-0	.000	3	1	4	5.7	2	1	2	1	0	8	11.6	
at Duke	01/20/2024		27:08	5-10	.500	0-1	.000	1-3	.333	1	3	4	5.6	1	2	3	0	3	11	11.6	
at Georgia Tech	01/23/2024		28:18	4-11	.364	1-2	.500	5-6	.833	0	4	4	5.5	1	1	1	1	0	14	11.7	
at Miami (FL)	01/27/2024		31:14	5-12	.417	3-6	.500	1-2	.500	0	4	4	5.4	2	3	1	0	2	14	11.8	
Wake Forest	01/31/2024		31:14	9-16	.563	4-6	.667	0-1	.000	3	2	5	5.4	1	2	0	0	3	22	12.4	
Totals			14	568:18	87-208	.418	23-62	.371	50-61	.820	31	77	108	5.4	30	47	30	6	26	247	12.4

SEASON	TEAM	GP-GS	MIN/AVG	Field Goals		3-Point		F-Throws		Rebounds				Scoring						
				FG-FGA	FG%	3FG-3FGA	3FG%	FT-FTA	FT%	OFF	DEF	TOT	AVG	PF-FO	A	TO	BLK	STL	PTS	AVG
2020-21	URI	25-8	489/19.6	51-110	.464	16-38	.421	48-64	.750	28	38	66	2.6	44-0	22	34	2	13	166	6.6
2021-22	URI	31-31	808/26.1	85-229	.371	24-76	.316	63-92	.685	39	57	96	3.1	74-2	50	51	6	34	257	8.3
2022-23	URI	31-31	1070/34.5	157-400	.393	48-150	.320	147-174	.845	50	131	181	5.8	78-1	73	72	8	42	509	16.4
2023-24	UP	20-14	568/28.4	87-208	.418	23-62	.371	50-61	.820	31	77	108	5.4	30-0	47	30	6	26	247	12.4
TOTAL FOR UP		20-14	568/28.4	87-208	.418	23-62	.371	50-61	.820	31	77	108	5.4	30-0	47	30	6	26	247	12.4
TOTAL		107-84	2936/27.4	380-947	.401	111-326	.340	308-391	.788	148	303	451	4.2	226-3	192	187	22	115	1179	11.0

CAREER HIGHS

Points	34, vs. Tulane, 11/22/22	2023-24	Career
FG	13, vs. Tulane, 11/22/22	20+ Point Games	1
FGA	23, George Washington, 2/22/23	30+ Point Games	-
3FG	7, vs. Tulane, 11/22/22	Double-Figure Points	15
3FGA	10, vs. Tulane, 11/22/22	Double-Doubles	1
FT	14, Texas State, 11/12/22	3 or more 3PT Field Goals	4
FTA	15, Texas State, 11/12/22	5 or more Rebounds	11
Rebounds	14, St. Bonaventure, 1/11/23	4 or more Assists	5
Off. Rebounds	4, 6x; last vs. Binghamton, 2/18/23	3 or more Steals	3
Def. Rebounds	10, St. Bonaventure, 11/10/23	20+ Minutes	17
Assists	5, 3x; last vs. FGCU, 11/13/23	30+ Minutes	9
Steals	4, 3x; last vs. Binghamton, 11/10/23	40+ Minutes	-
Blocks	2, 2x; last vs. South Carolina State, 12/16/22		
Minutes	43, George Washington, 2/22/23		



CARLTON CARRINGTON | #7

FR-HS • G • 6-5 • 190
 Baltimore, Md. • St. Frances Academy



Opponent	Date	GS	MIN	Total		3-Pointers		Free throws		Rebounds				PF	A	TO	BLK	STL	PTS	AVG	
				FG-FGA	PCT	3FG-3FGA	PCT	FT-FTA	PCT	OFF	DEF	TOT	AVG								
N.C. A&T	11/06/2023	*	29:07	7-12	.583	4-7	.571	0-0	.000	0	12	12	12.0	1	10	2	0	0	18	18.0	
Binghamton	11/10/2023	*	27:17	6-11	.545	3-6	.500	3-5	.600	1	2	3	7.5	2	4	1	0	1	18	18.0	
FGCU	11/13/2023	*	36:59	5-9	.556	2-6	.333	7-7	1.000	0	4	4	6.3	2	7	1	0	0	19	18.3	
Jacksonville	11/17/2023	*	28:11	5-10	.500	5-8	.625	2-3	.667	0	3	3	5.5	0	4	1	0	0	17	18.0	
vs Florida	11/22/2023	*	35:28	6-15	.400	2-7	.286	0-1	.000	2	2	4	5.2	2	7	3	0	0	14	17.2	
vs Oregon St.	11/24/2023	*	26:23	1-5	.200	0-3	.000	3-3	1.000	0	6	6	5.3	4	5	2	0	0	5	15.2	
Missouri	11/28/2023	*	36:14	4-14	.286	1-7	.143	4-4	1.000	1	6	7	5.6	3	4	3	0	0	13	14.9	
Clemson	12/03/2023	*	37:08	5-16	.313	1-5	.200	2-4	.500	0	4	4	5.4	2	6	3	0	2	13	14.6	
at West Virginia	12/06/2023	*	38:52	6-13	.462	3-8	.375	1-1	1.000	1	3	4	5.2	1	9	1	0	1	16	14.8	
Canisius	12/09/2023	*	31:57	7-16	.438	2-9	.222	0-0	.000	0	4	4	5.1	2	5	2	1	1	16	14.9	
South Carolina St.	12/16/2023	*	26:03	2-7	.286	1-5	.200	0-0	.000	0	7	7	5.3	2	2	1	0	1	5	14.0	
Purdue Fort Wayne	12/20/2023	*	29:09	6-14	.429	0-7	.000	0-0	.000	1	3	4	5.2	4	0	2	1	1	12	13.8	
at Syracuse	12/30/2023	*	34:06	6-12	.500	2-4	.500	3-5	.600	2	5	7	5.3	1	5	5	0	1	17	14.1	
North Carolina	01/02/2024	*	36:23	6-17	.353	2-8	.250	6-7	.857	0	4	4	5.2	2	2	2	1	0	20	14.5	
at Louisville	01/06/2024	*	39:59	6-10	.600	2-5	.400	2-2	1.000	0	6	6	5.3	2	5	1	1	1	16	14.6	
Duke	01/09/2024	*	34:48	4-16	.250	2-9	.222	0-0	.000	0	4	4	5.2	2	2	2	0	0	10	14.3	
Syracuse	01/16/2024	*	35:20	0-10	.000	0-7	.000	0-0	.000	2	5	7	5.3	2	2	1	1	0	0	13.5	
at Duke	01/20/2024	*	25:47	3-9	.333	1-2	.500	2-2	1.000	0	2	2	5.1	5	2	2	0	0	9	13.2	
at Georgia Tech	01/23/2024	*	38:24	6-10	.600	2-5	.400	5-6	.833	1	5	6	5.2	0	3	2	1	0	19	13.5	
at Miami (FL)	01/27/2024	*	34:59	2-11	.182	0-5	.000	0-0	.000	1	7	8	5.3	2	4	0	0	2	4	13.1	
Wake Forest	01/31/2024	*	40:00	7-15	.467	2-7	.286	8-9	.889	1	4	5	5.3	3	4	2	0	1	24	13.6	
Totals			21	702:34	100-252	.397	37-130	.285	48-59	.814	13	98	111	5.3	44	92	39	6	12	285	13.6

SEASON	TEAM	GP-GS	MIN/AVG	Field Goals		3-Point		F-Throws		Rebounds				Scoring						
				FG-FGA	FG%	3FG-3FGA	3FG%	FT-FTA	FT%	OFF	DEF	TOT	AVG	PF-FO	A	TO	BLK	STL	PTS	AVG
2023-24	UP	21-21	703/33.5	100-252	.397	37-130	.285	48-59	.814	13	98	111	5.3	44-1	92	39	6	12	285	13.6
TOTAL		21-21	703/33.5	100-252	.397	37-130	.285	48-59	.814	13	98	111	5.3	44-1	92	39	6	12	285	13.6

CAREER HIGHS

Points	24, Wake Forest, 1/31/24	2023-24	Career
FG	7, 3x; last vs. Wake Forest, 1/31/24	11	11
FGA	17, North Carolina, 1/2/24	2	2
3FG	5, Jacksonville, 11/17/23	16	16
3FGA	9, 2x; last vs. Duke, 1/9/24	1	1
FT	8, Wake Forest, 1/31/24	1	1
FTA	9, Wake Forest, 1/31/24	1	1
Rebounds	12, NC A&T, 11/6/23	1	1
Off. Rebounds	2, 2x; last at Syracuse, 12/30/23	18	18
Def. Rebounds	12, NC A&T, 11/6/23	14	14
Assists	10, NC A&T, 11/6/23	4	4
Steals	2, 2x; last at Miami, 1/27/24	21	21
Blocks	1, 5x; last at Georgia Tech, 1/23/24	15	15
Minutes	40, Wake Forest, 1/31/24		



JALAND LOWE | #15

FR-HS • G • 6-3 • 170

Missouri City, Texas • Fort Bend Marshall



Opponent	Date	GS	MIN	Total		3-Pointers		Free throws		Rebounds				PF	A	TO	BLK	STL	PTS	AVG
				FG-FGA	PCT	3FG-3FGA	PCT	FT-FTA	PCT	OFF	DEF	TOT	AVG							
N.C. A&T	11/06/2023		20:14	2-6	.333	0-2	.000	0-0	.000	0	1	1	1.0	1	3	3	0	1	4	4.0
Binghamton	11/10/2023		15:29	1-8	.125	0-4	.000	0-0	.000	0	3	3	2.0	0	2	2	0	0	2	3.0
FGCU	11/13/2023		14:57	5-9	.556	2-4	.500	0-0	.000	0	1	1	1.7	2	2	0	0	0	12	6.0
Jacksonville	11/17/2023		15:47	1-5	.200	1-2	.500	2-2	1.000	0	0	0	1.3	2	6	0	0	0	5	5.8
vs Florida	11/22/2023		09:20	1-3	.333	0-1	.000	0-0	.000	0	2	2	1.4	0	0	1	0	0	2	5.0
vs Oregon St.	11/24/2023		18:16	1-5	.200	0-1	.000	0-0	.000	1	2	3	1.7	1	2	3	0	1	2	4.5
Missouri	11/28/2023		11:36	1-1	1.000	0-0	.000	2-2	1.000	0	0	0	1.4	1	0	2	0	0	4	4.4
Clemson	12/03/2023		08:31	0-3	.000	0-1	.000	0-0	.000	0	0	0	1.3	0	0	0	0	0	0	3.9
at West Virginia	12/06/2023		09:08	3-4	.750	0-0	.000	0-0	.000	0	0	0	1.1	0	1	0	0	0	6	4.1
Canisius	12/09/2023		13:42	2-5	.400	0-1	.000	0-0	.000	0	2	2	1.2	0	1	1	0	2	4	4.1
South Carolina St.	12/16/2023		20:21	2-6	.333	2-5	.400	0-0	.000	0	3	3	1.4	1	6	0	0	1	6	4.3
Purdue Fort Wayne	12/20/2023		20:43	1-9	.111	0-1	.000	0-0	.000	1	4	5	1.7	1	3	1	0	0	2	4.1
at Syracuse	12/30/2023		16:51	3-8	.375	1-3	.333	2-4	.500	0	0	0	1.5	1	4	0	0	0	9	4.5
North Carolina	01/02/2024		24:27	4-8	.500	0-1	.000	2-2	1.000	0	3	3	1.6	4	2	2	0	1	10	4.9
at Louisville	01/06/2024	*	27:20	3-6	.500	2-3	.667	1-2	.500	2	4	6	1.9	4	3	1	0	1	9	5.1
Duke	01/09/2024	*	30:57	3-10	.300	1-2	.500	2-2	1.000	0	2	2	1.9	0	2	4	0	1	9	5.4
Syracuse	01/16/2024	*	32:04	8-15	.533	1-2	.500	3-4	.750	1	2	3	2.0	0	3	1	0	1	20	6.2
at Duke	01/20/2024	*	29:07	6-16	.375	2-5	.400	3-4	.750	0	0	0	1.9	1	6	0	0	2	17	6.8
at Georgia Tech	01/23/2024	*	35:14	4-9	.444	2-5	.400	2-3	.667	0	3	3	1.9	2	3	2	1	2	12	7.1
at Miami (FL)	01/27/2024	*	35:11	6-13	.462	2-7	.286	3-4	.750	1	6	7	2.2	2	4	1	0	1	17	7.6
Wake Forest	01/31/2024	*	36:15	1-8	.125	0-1	.000	4-4	1.000	1	3	4	2.3	1	1	3	0	2	6	7.5
Totals		7	445:30	58-157	.369	16-51	.314	26-33	.788	7	41	48	2.3	24	54	27	1	16	158	7.5

SEASON	TEAM	GP-GS	MIN/AVG	Field Goals		3-Point		F-Throws		Rebounds				Scoring						
				FG-FGA	FG%	3FG-3FGA	3FG%	FT-FTA	FT%	OFF	DEF	TOT	AVG	PF-FO	A	TO	BLK	STL	PTS	AVG
2023-24	UP	21-7	446/21.2	58-157	.369	16-51	.314	26-33	.788	7	41	48	2.3	24-0	54	27	1	16	158	7.5
TOTAL		21-7	446/21.2	58-157	.369	16-51	.314	26-33	.788	7	41	48	2.3	24-0	54	27	1	16	158	7.5

CAREER HIGHS

Points	20, Syracuse, 1/16/24	2023-24	Career
FG	8, Syracuse, 1/16/24	1	1
FGA	15, Syracuse, 1/16/24	6	6
3FG	2, 6x; last at Miami, 1/27/24	-	-
3FGA	7, at Miami, 1/27/24	9	9
FT	3, 3x; last at Miami, 1/27/24	4	4
FTA	4, 4x; last at Miami, 1/27/24	9	9
Rebounds	7, Miami, 1/27/24	18	18
Off. Rebounds	2, at Louisville, 1/6/23	11	11
Def. Rebounds	6, at Miami, 1/27/24		
Assists	6, 3x; last at Duke, 1/20/24		
Steals	2, 4x; last vs. Wake Forest, 1/31/24		
Blocks	1, at Georgia Tech, 1/23/24		
Minutes	36, Wake Forest, 1/31/24		



WILLIAM JEFFRESS | #24

R-JR-2L • F • 6-7 • 210
Erie, Pa. • McDowell



Opponent	Date	GS	MIN	Total		3-Pointers		Free throws		Rebounds				PF	A	TO	BLK	STL	PTS	AVG
				FG-FGA	PCT	3FG-3FGA	PCT	FT-FTA	PCT	OFF	DEF	TOT	AVG							
N.C. A&T	11/06/2023		17:06	2-4	.500	0-2	.000	3-4	.750	2	2	4	4.0	0	0	1	1	3	7	7.0
Binghamton	11/10/2023		13:49	1-2	.500	0-1	.000	0-0	.000	2	2	4	4.0	1	0	2	0	1	2	4.5
FGCU	11/13/2023		21:16	1-1	1.000	0-0	.000	0-0	.000	2	3	5	4.3	0	1	0	1	2	2	3.7
Jacksonville	11/17/2023		17:01	1-2	.500	0-0	.000	3-4	.750	0	1	1	3.5	4	1	1	0	2	5	4.0
vs Florida	11/22/2023		13:14	1-3	.333	1-2	.500	0-0	.000	0	3	3	3.4	1	0	0	0	0	3	3.8
vs Oregon St.	11/24/2023		08:00	0-1	.000	0-0	.000	1-2	.500	0	2	2	3.2	0	0	0	0	0	1	3.3
Missouri	11/28/2023		03:18	0-1	.000	0-0	.000	0-0	.000	0	0	0	2.7	0	0	0	0	0	0	2.9
Clemson	12/03/2023		11:56	0-2	.000	0-2	.000	0-0	.000	1	0	1	2.5	2	2	0	1	1	0	2.5
at West Virginia	12/06/2023		25:51	0-2	.000	0-1	.000	1-2	.500	3	6	9	3.2	3	0	0	1	1	1	2.3
Canisius	12/09/2023		21:39	2-6	.333	2-2	1.000	0-0	.000	2	1	3	3.2	0	0	0	0	1	6	2.7
South Carolina St.	12/16/2023	*	20:29	1-3	.333	0-1	.000	1-2	.500	0	0	0	2.9	1	1	0	1	1	3	2.7
Purdue Fort Wayne	12/20/2023	*	15:36	1-5	.200	0-1	.000	0-0	.000	3	0	3	2.9	0	0	2	0	0	2	2.7
at Syracuse	12/30/2023		20:56	1-1	1.000	0-0	.000	0-0	.000	4	6	10	3.5	4	1	0	0	0	2	2.6
North Carolina	01/02/2024		03:50	0-2	.000	0-0	.000	0-0	.000	1	0	1	3.3	1	0	0	0	0	0	2.4
at Louisville	01/06/2024		06:39	0-2	.000	0-1	.000	0-0	.000	0	0	0	3.1	3	0	1	0	0	0	2.3
Duke	01/09/2024		10:52	1-1	1.000	1-1	1.000	0-0	.000	1	0	1	2.9	3	0	0	0	1	3	2.3
Syracuse	01/16/2024		20:19	3-3	1.000	0-0	.000	0-0	.000	1	2	3	2.9	1	1	0	1	1	6	2.5
at Duke	01/20/2024		04:08	0-0	.000	0-0	.000	0-0	.000	0	1	1	2.8	0	0	0	0	0	0	2.4
at Georgia Tech	01/23/2024		02:08	0-0	.000	0-0	.000	0-0	.000	0	0	0	2.7	0	0	0	0	0	0	2.3
at Miami (FL)	01/27/2024		01:03	0-0	.000	0-0	.000	0-0	.000	0	1	1	2.6	0	0	0	0	0	0	2.2
Wake Forest	01/31/2024		11:53	1-1	1.000	0-0	.000	0-0	.000	0	2	2	2.6	1	0	1	0	1	2	2.1
Totals		2	271:02	16-42	.381	4-14	.286	9-14	.643	22	32	54	2.6	25	7	8	6	15	45	2.1

SEASON	TEAM	GP-GS	MIN/AVG	Field Goals		3-Point		F-Throws		Rebounds				Scoring						
				FG-FGA	FG%	3FG-3FGA	3FG%	FT-FTA	FT%	OFF	DEF	TOT	AVG	PF-FO	A	TO	BLK	STL	PTS	AVG
2020-21	UP	16-4	273/17.1	13-57	.228	3-20	.150	10-16	.625	14	21	35	2.2	22-0	11	7	4	6	39	2.4
2021-22	UP	31-16	651/21.0	31-104	.298	11-53	.208	31-47	.660	30	72	102	3.3	42-0	20	31	12	21	104	3.4
2023-24	UP	21-2	271/12.9	16-42	.381	4-14	.286	9-14	.643	22	32	54	2.6	25-0	7	8	6	15	45	2.1
TOTAL		68-22	1195/17.6	60-203	.296	18-87	.207	50-77	.649	66	125	191	2.8	89-0	38	46	22	42	188	2.8

CAREER HIGHS

Points	9, 2x; last vs. Colgate, 12/9/21	2023-24	Career
FG	3, 8x; last vs. Syracuse, 1/16/24	5 or more Rebounds	3
FGA	11, at Northwestern, 12/9/20	2 or more Steals	3
3FG	3, UMBC, 11/27/21	20+ Minutes	5
3FGA	6, 2x; last vs. Notre Dame, 12/28/21	30+ Minutes	-
FT	4, 3x; last vs. Vanderbilt, 11/24/21		
FTA	6, at West Virginia, 11/12/21		
Rebounds	10, at Syracuse, 12/30/23		
Off. Rebounds	4, 3x; last at Syracuse, 12/30/23		
Def. Rebounds	7, vs. UMBC, 11/27/21		
Assists	4, vs. Towson, 3/2/21		
Steals	3, NC A&T, 11/6/23		
Blocks	2, 3x; last vs. Jacksonville, 12/21/21		
Minutes	39, vs. Towson, 3/2/21		



GUILLERMO DIAZ GRAHAM | #25



SO-1L • F • 7-0 • 220

Canary Islands, Spain • IMG Academy Academics [Fla.]

Opponent	Date	GS	MIN	Total		3-Pointers		Free throws		Rebounds				PF	A	TO	BLK	STL	PTS	AVG
				FG-FGA	PCT	3FG-3FGA	PCT	FT-FTA	PCT	OFF	DEF	TOT	AVG							
N.C. A&T	11/06/2023		13:53	2-4	.500	1-3	.333	0-0	.000	2	3	5	5.0	4	1	2	2	1	5	5.0
Binghamton	11/10/2023		17:10	4-5	.800	2-3	.667	2-3	.667	2	2	4	4.5	2	0	2	1	2	12	8.5
FGCU	11/13/2023		16:10	1-5	.200	0-2	.000	0-2	.000	1	3	4	4.3	2	0	1	0	0	2	6.3
Jacksonville	11/17/2023		23:48	8-10	.800	1-1	1.000	6-9	.667	5	5	10	5.8	3	4	2	1	2	23	10.5
vs Florida	11/22/2023		16:34	1-5	.200	1-3	.333	0-0	.000	3	3	6	5.8	3	3	2	1	1	3	9.0
vs Oregon St.	11/24/2023		14:13	0-4	.000	0-3	.000	2-2	1.000	0	3	3	5.3	4	0	2	0	1	2	7.8
Missouri	11/28/2023		16:27	2-2	1.000	0-0	.000	1-1	1.000	1	1	2	4.9	3	0	0	0	0	5	7.4
Clemson	12/03/2023		10:56	0-2	.000	0-2	.000	0-0	.000	1	2	3	4.6	2	1	0	0	0	0	6.5
at West Virginia	12/06/2023		25:02	6-7	.857	3-4	.750	0-0	.000	0	0	0	4.1	3	0	0	1	0	15	7.4
Canisius	12/09/2023		20:50	3-4	.750	1-1	1.000	0-2	.000	1	1	2	3.9	2	1	1	0	0	7	7.4
South Carolina St.	12/16/2023	*	22:56	3-5	.600	0-1	.000	1-2	.500	2	6	8	4.3	1	4	1	3	1	7	7.4
Purdue Fort Wayne	12/20/2023	*	30:22	5-8	.625	0-1	.000	3-6	.500	1	7	8	4.6	2	3	1	3	2	13	7.8
at Syracuse	12/30/2023	*	18:59	5-9	.556	3-4	.750	1-4	.250	2	3	5	4.6	3	0	3	2	2	14	8.3
North Carolina	01/02/2024	*	24:44	4-11	.364	1-6	.167	1-2	.500	2	2	4	4.6	2	0	1	4	2	10	8.4
at Louisville	01/06/2024	*	26:29	2-6	.333	0-3	.000	1-2	.500	4	2	6	4.7	2	2	1	0	1	5	8.2
Duke	01/09/2024	*	25:07	1-6	.167	1-2	.500	4-4	1.000	3	5	8	4.9	1	1	2	0	5	7	8.1
Syracuse	01/16/2024	*	18:41	1-3	.333	0-1	.000	0-0	.000	3	2	5	4.9	4	2	2	1	0	2	7.8
at Duke	01/20/2024		12:37	2-3	.667	0-1	.000	0-0	.000	2	2	4	4.8	2	0	0	1	0	4	7.6
at Georgia Tech	01/23/2024		16:54	4-5	.800	2-2	1.000	2-2	1.000	1	1	2	4.7	5	0	1	0	1	12	7.8
at Miami (FL)	01/27/2024		08:26	1-4	.250	1-3	.333	0-0	.000	1	1	2	4.6	1	1	0	1	0	3	7.6
Wake Forest	01/31/2024		02:20	0-0	.000	0-0	.000	0-0	.000	0	0	0	4.3	1	0	1	0	0	0	7.2
Totals		7	382:38	55-108	.509	17-46	.370	24-41	.585	37	54	91	4.3	52	23	25	21	21	151	7.2

SEASON	TEAM	GP-GS	MIN/AVG	Field Goals		3-Point		F-Throws		Rebounds				Scoring						
				FG-FGA	FG%	3FG-3FGA	3FG%	FT-FTA	FT%	OFF	DEF	TOT	AVG	PF-FO	A	TO	BLK	STL	PTS	AVG
2022-23	UP	33-3	396/12.0	38-85	.447	7-27	.259	34-50	.680	45	62	107	3.2	60-2	23	21	26	18	117	3.5
2023-24	UP	21-7	383/18.2	55-108	.509	17-46	.370	24-41	.585	37	54	91	4.3	52-1	23	25	21	21	151	7.2
TOTAL		54-10	779/14.4	93-193	.482	24-73	.329	58-91	.637	82	116	198	3.7	112-3	46	46	47	39	268	5.0

CAREER HIGHS

Points	23, Jacksonville, 11/17/23	2023-24	Career
FG	8, Jacksonville, 11/17/23	Double-Figure Points	7
FGA	10, Jacksonville, 11/17/23	Double-Figure Rebounds	1
3FG	3, 2x; last at Syracuse, 12/30/23	Double-Doubles	1
3FGA	6, North Carolina, 1/2/24	5 or more Rebounds	9
FT	6, 2x; last vs. Jacksonville, 11/17/23	2 or more Blocks	5
FTA	9, Jacksonville, 11/17/23	2 or more Steals	6
Rebounds	10, Jacksonville, 11/17/23	2 or more Assists	5
Off. Rebounds	5, 2x; last vs. Jacksonville, 11/17/23	10+ Minutes	19
Def. Rebounds	7, 2x; last vs. Purdue Fort Wayne, 12/20/23	20+ Minutes	8
Assists	4, 2x; last vs. South Carolina State, 12/16/23	30+ Minutes	1
Steals	5, Duke, 1/9/24	Dunks	11
Blocks	5, vs. Louisville, 2/7/23		
Minutes	37, vs. Mississippi State, 3/14/23		



JORGE DIAZ GRAHAM | #31

SO-1L • F • 6-11 • 210

Canary Islands, Spain • IMG Academy Academics [Fla.]



Opponent	Date	GS	MIN	Total		3-Pointers		Free throws		Rebounds				PF	A	TO	BLK	STL	PTS	AVG
				FG-FGA	PCT	3FG-3FGA	PCT	FT-FTA	PCT	OFF	DEF	TOT	AVG							
N.C. A&T	11/06/2023		15:35	5-5	1.000	3-3	1.000	1-1	1.000	0	5	5	5.0	0	0	0	1	0	14	14.0
Binghamton	11/10/2023		12:50	0-1	.000	0-1	.000	2-2	1.000	2	1	3	4.0	4	1	0	0	0	2	8.0
FGCU	11/13/2023		01:43	0-0	.000	0-0	.000	0-0	.000	0	0	0	2.7	2	0	0	0	0	0	5.3
Jacksonville	11/17/2023		21:42	3-5	.600	1-3	.333	1-2	.500	2	4	6	3.5	2	0	0	1	0	8	6.0
vs Florida	11/22/2023		07:14	0-1	.000	0-1	.000	3-4	.750	1	1	2	3.2	1	2	1	0	0	3	5.4
vs Oregon St.	11/24/2023		12:02	2-3	.667	1-2	.500	0-0	.000	3	1	4	3.3	0	0	1	0	0	5	5.3
Missouri	11/28/2023		05:52	0-3	.000	0-2	.000	2-2	1.000	1	1	2	3.1	2	0	0	1	1	2	4.9
at West Virginia	12/06/2023		14:50	1-6	.167	1-5	.200	0-0	.000	0	6	6	3.5	1	2	1	1	1	3	4.6
Canisius	12/09/2023		14:17	2-3	.667	1-2	.500	0-0	.000	0	0	0	3.1	0	2	0	0	3	5	4.7
South Carolina St.	12/16/2023		15:10	1-4	.250	1-2	.500	1-2	.500	2	2	4	3.2	1	3	4	0	1	4	4.6
Purdue Fort Wayne	12/20/2023		10:51	1-2	.500	0-1	.000	0-0	.000	1	2	3	3.2	0	0	0	0	0	2	4.4
at Syracuse	12/30/2023		02:02	0-2	.000	0-2	.000	0-0	.000	0	0	0	2.9	0	0	0	0	0	0	4.0
North Carolina	01/02/2024		11:41	0-4	.000	0-2	.000	0-1	.000	4	1	5	3.1	1	1	1	0	0	0	3.7
at Louisville	01/06/2024		14:09	1-4	.250	1-4	.250	5-5	1.000	0	0	0	2.9	0	1	2	0	0	8	4.0
Duke	01/09/2024		06:14	0-0	.000	0-0	.000	0-0	.000	0	0	0	2.7	0	0	0	1	1	0	3.7
Syracuse	01/16/2024		02:17	0-1	.000	0-1	.000	0-0	.000	0	0	0	2.5	0	0	1	0	0	0	3.5
Totals		0	168:29	16-44	.364	9-31	.290	15-19	.789	16	24	40	2.5	14	12	11	5	7	56	3.5

SEASON	TEAM	GP-GS	MIN/AVG	Field Goals		3-Point		F-Throws		Rebounds				Scoring						
				FG-FGA	FG%	3FG-3FGA	3FG%	FT-FTA	FT%	OFF	DEF	TOT	AVG	PF-FO	A	TO	BLK	STL	PTS	AVG
2022-23	UP	31-1	282/9.1	23-70	.329	12-34	.353	33-44	.750	18	50	68	2.2	31-0	13	10	15	15	91	2.9
2023-24	UP	16-0	168/10.5	16-44	.364	9-31	.290	15-19	.789	16	24	40	2.5	14-0	12	11	5	7	56	3.5
TOTAL		47-1	450/9.6	39-114	.342	21-65	.323	48-63	.762	34	74	108	2.3	45-0	25	21	20	22	147	3.1

CAREER HIGHS

	2023-24	Career
Points	14, NC A&T, 11/6/23	
FG	5, NC A&T, 11/6/23	
FGA	7, vs. VCU, 11/17/22	
3FG	3, NC A&T, 11/6/23	
3FGA	4, vs. VCU, 11/17/22	
FT	6, vs. Louisville, 2/7/23	
FTA	7, 2x; last at Syracuse, 12/20/22	
Rebounds	8, Alabama State, 11/20/22	
Off. Rebounds	4, North Carolina, 1/2/24	
Def. Rebounds	6, 2x; last at West Virginia, 12/6/23	
Assists	3, 2x; last vs. South Carolina State, 12/16/23	
Steals	4, vs. Michigan, 11/16/22	
Blocks	4, vs. Louisville, 2/7/23	
Minutes	24, 2x; last vs. Sacred Heart, 12/10/22	
Double-Figure Points	1	3
Double-Figure Rebounds	-	-
5 or more Rebounds	4	8
2 or more Blocks	-	4
2 or more Steals	-	3
2 or more 3FGs	1	3
10+ Minutes	7	15
20+ Minutes	1	6
Dunks	2	3



FEDERIKO FEDERIKO | #33

JR-1L • C • 6-11 • 225

Helsinki, Finland • First Love Acad. [Pa.] / Northern Oklahoma



Opponent	Date	GS	MIN	Total		3-Pointers		Free throws		Rebounds				PF	A	TO	BLK	STL	PTS	AVG	
				FG-FGA	PCT	3FG-3FGA	PCT	FT-FTA	PCT	OFF	DEF	TOT	AVG								
N.C. A&T	11/06/2023	*	26:07	6-9	.667	0-0	.000	1-4	.250	4	6	10	10.0	0	1	0	4	0	13	13.0	
Binghamton	11/10/2023	*	21:35	1-3	.333	0-0	.000	1-2	.500	4	5	9	9.5	3	1	1	3	1	3	8.0	
FGCU	11/13/2023	*	23:50	4-6	.667	0-0	.000	1-6	.167	6	1	7	8.7	4	0	1	3	0	9	8.3	
Jacksonville	11/17/2023	*	13:51	2-3	.667	0-0	.000	0-0	.000	1	4	5	7.8	4	1	0	2	1	4	7.3	
vs Florida	11/22/2023	*	23:26	0-0	.000	0-0	.000	1-2	.500	1	3	4	7.0	4	2	1	3	0	1	6.0	
vs Oregon St.	11/24/2023	*	25:47	3-3	1.000	0-0	.000	4-4	1.000	4	1	5	6.7	4	2	0	2	0	10	6.7	
Missouri	11/28/2023	*	23:33	0-2	.000	0-0	.000	3-6	.500	5	1	6	6.6	1	0	0	0	0	3	6.1	
Clemson	12/03/2023	*	29:04	3-4	.750	0-0	.000	0-4	.000	2	1	3	6.1	3	2	1	0	1	6	6.1	
at West Virginia	12/06/2023	*	14:05	0-1	.000	0-0	.000	0-0	.000	1	0	1	5.6	4	0	3	1	0	0	5.4	
Canisius	12/09/2023	*	19:10	2-2	1.000	0-0	.000	1-2	.500	1	0	1	5.1	1	1	2	0	0	5	5.4	
South Carolina St.	12/16/2023		17:04	3-5	.600	0-0	.000	2-4	.500	4	1	5	5.1	1	0	0	0	2	8	5.6	
Purdue Fort Wayne	12/20/2023		09:38	1-1	1.000	0-0	.000	3-4	.750	1	0	1	4.8	2	0	1	0	0	5	5.6	
at Syracuse	12/30/2023		21:01	3-4	.750	0-0	.000	0-2	.000	2	3	5	4.8	3	1	2	1	0	6	5.6	
North Carolina	01/02/2024		15:16	1-2	.500	0-0	.000	0-0	.000	1	2	3	4.6	4	0	0	1	2	2	5.4	
at Louisville	01/06/2024		13:31	2-2	1.000	0-0	.000	0-0	.000	1	2	3	4.5	3	1	2	0	1	4	5.3	
Duke	01/09/2024		14:53	1-1	1.000	0-0	.000	0-0	.000	3	1	4	4.5	2	3	1	0	2	2	5.1	
Syracuse	01/16/2024		13:12	2-4	.500	0-0	.000	1-2	.500	3	4	7	4.6	3	0	1	1	0	5	5.1	
at Duke	01/20/2024	*	27:23	4-5	.800	0-0	.000	1-3	.333	1	4	5	4.7	5	2	1	2	0	9	5.3	
at Georgia Tech	01/23/2024	*	22:17	1-3	.333	0-0	.000	0-2	.000	5	2	7	4.8	1	1	2	0	1	2	5.1	
at Miami (FL)	01/27/2024	*	31:34	1-1	1.000	0-0	.000	1-2	.500	1	3	4	4.8	1	3	1	2	0	3	5.0	
Wake Forest	01/31/2024	*	29:27	2-6	.333	0-0	.000	2-3	.667	2	5	7	4.9	2	0	1	3	2	6	5.0	
Totals			14	435:44	42-67	.627	0-0	.000	22-52	.423	53	49	102	4.9	55	21	21	28	13	106	5.0

SEASON TEAM	GP-GS	MIN/AVG	Field Goals		3-Point		F-Throws		Rebounds				Scoring							
			FG-FGA	FG%	3FG-3FGA	3FG%	FT-FTA	FT%	OFF	DEF	TOT	AVG	PF-FO	A	TO	BLK	STL	PTS	AVG	
2022-23	UP	35-27	818/23.4	94-141	.667	0-0	.000	44-68	.647	86	101	187	5.3	92-2	17	30	58	14	232	6.6
2023-24	UP	21-14	436/20.7	42-67	.627	0-0	.000	22-52	.423	53	49	102	4.9	55-1	21	21	28	13	106	5.0
TOTAL		56-41	1254/22.4	136-208	.654	0-0	.000	66-120	.550	139	150	289	5.2	147-3	38	51	86	27	338	6.0

CAREER HIGHS

Points	22, North Florida, 12/17/22	2023-24	Career
FG	10, North Florida, 12/17/22	-	1
FGA	14, North Florida, 12/17/22	20+ Point Games	-
3FG	-	Double-Figure Points	2
3FGA	-	Double-Figure Rebounds	1
FT	8, Georgia Tech, 2/21/23	Double-Doubles	1
FTA	8, Georgia Tech, 2/21/23	7 or more Rebounds	6
Rebounds	14, Sacred Heart, 12/10/22	3 or more Offensive Rebounds	8
Off. Rebounds	10, Sacred Heart, 12/10/22	3 or more Blocks	5
Def. Rebounds	8, Florida State, 1/21/23	2 or more Steals	4
Assists	3, Sacred Heart, 12/10/22	20+ Minutes	12
Steals	2, 6x; last vs. Wake Forest, 1/31/24	30+ Minutes	1
Blocks	4, 4x; last vs. NC A&T, 11/6/23	Dunks	20
Minutes	34, 2x; last vs. Miami (FL), 1/28/23		
Dunks	5, UT Martin, 11/7/22		



ZACK AUSTIN | #55

R-JR-TR • F • 6-7 • 210
 Winston-Salem, N.C. • Moravian Prep / High Point



Opponent	Date	GS	MIN	Total		3-Pointers		Free throws		Rebounds				PF	A	TO	BLK	STL	PTS	AVG
				FG-FGA	PCT	3FG-3FGA	PCT	FT-FTA	PCT	OFF	DEF	TOT	AVG							
N.C. A&T	11/06/2023	*	21:53	4-9	.444	0-3	.000	0-2	.000	0	4	4	4.0	1	2	0	1	0	8	8.0
Binghamton	11/10/2023	*	28:23	1-4	.250	0-1	.000	0-0	.000	0	6	6	5.0	0	0	0	3	1	2	5.0
FGCU	11/13/2023	*	18:28	2-4	.500	1-3	.333	2-4	.500	1	4	5	5.0	2	0	1	1	1	7	5.7
Jacksonville	11/17/2023	*	21:04	2-8	.250	1-6	.167	0-0	.000	3	4	7	5.5	2	2	0	4	0	5	5.5
vs Florida	11/22/2023	*	23:15	3-6	.500	0-3	.000	4-5	.800	2	7	9	6.2	0	0	1	1	1	10	6.4
vs Oregon St.	11/24/2023	*	26:31	5-9	.556	3-6	.500	6-8	.750	3	5	8	6.5	2	1	0	0	2	19	8.5
Missouri	11/28/2023	*	32:09	1-4	.250	1-3	.333	2-2	1.000	0	4	4	6.1	1	0	0	2	1	5	8.0
Clemson	12/03/2023	*	34:17	2-4	.500	0-0	.000	3-4	.750	1	6	7	6.3	0	0	0	2	2	7	7.9
at West Virginia	12/06/2023	*	16:50	0-3	.000	0-3	.000	0-0	.000	0	2	2	5.8	0	0	0	0	1	0	7.0
Canisius	12/09/2023	*	05:43	0-0	.000	0-0	.000	0-0	.000	0	2	2	5.4	0	1	0	0	0	0	6.3
South Carolina St.	12/16/2023		14:57	4-8	.500	0-1	.000	4-4	1.000	3	2	5	5.4	2	0	2	2	0	12	6.8
Purdue Fort Wayne	12/20/2023		21:21	4-6	.667	1-2	.500	3-3	1.000	2	4	6	5.4	1	2	1	1	1	12	7.3
at Syracuse	12/30/2023	*	19:20	3-4	.750	3-3	1.000	0-0	.000	1	3	4	5.3	1	1	1	0	1	9	7.4
North Carolina	01/02/2024	*	20:10	0-2	.000	0-1	.000	0-0	.000	0	2	2	5.1	1	0	0	2	0	0	6.9
at Louisville	01/06/2024	*	37:39	7-13	.538	4-9	.444	2-2	1.000	1	2	3	4.9	1	3	0	1	4	20	7.7
Duke	01/09/2024	*	33:46	5-11	.455	1-5	.200	0-0	.000	2	0	2	4.8	0	1	1	2	2	11	7.9
Syracuse	01/16/2024	*	27:02	2-6	.333	0-2	.000	1-2	.500	1	1	2	4.6	1	2	0	3	0	5	7.8
at Duke	01/20/2024	*	37:08	2-6	.333	0-4	.000	2-2	1.000	2	3	5	4.6	2	1	0	3	0	6	7.7
at Georgia Tech	01/23/2024	*	24:49	2-4	.500	0-1	.000	0-0	.000	1	2	3	4.5	1	4	1	0	2	4	7.5
at Miami (FL)	01/27/2024	*	18:36	1-4	.250	1-3	.333	3-4	.750	1	0	1	4.4	1	0	0	1	1	6	7.4
Wake Forest	01/31/2024	*	12:31	0-1	.000	0-1	.000	0-0	.000	0	1	1	4.2	3	0	1	1	2	0	7.0
Totals			19	495:52	.431	16-60	.267	32-42	.762	24	64	88	4.2	22	20	9	30	22	148	7.0

SEASON	TEAM	GP-GS	MIN/AVG	Field Goals		3-Point		F-Throws		Rebounds				Scoring						
				FG-FGA	FG%	3FG-3FGA	3FG%	FT-FTA	FT%	OFF	DEF	TOT	AVG	PF-FO	A	TO	BLK	STL	PTS	AVG
2021-22	HP	32-32	1107/34.6	165-399	.414	67-208	.322	63-87	.724	64	193	257	8.0	52-0	49	53	69	43	460	14.4
2022-23	HP	31-26	906/29.2	149-341	.437	62-186	.333	77-98	.786	37	130	167	5.4	65-2	39	54	66	33	437	14.1
2023-24	UP	21-19	496/23.6	50-116	.431	16-60	.267	32-42	.762	24	64	88	4.2	22-0	20	9	30	22	148	7.0
TOTAL FOR UP		21-19	496/23.6	50-116	.431	16-60	.267	32-42	.762	24	64	88	4.2	22-0	20	9	30	22	148	7.0
TOTAL		84-77	2509/29.9	364-856	.425	145-454	.319	172-227	.758	125	387	512	6.1	139-2	108	116	165	98	1045	12.4

CAREER HIGHS

Points	26, 2x; last at Radford, 1/21/23	2023-24	Career
FG	10, at Radford, 2/19/22	20+ Point Games	13
FGA	21, vs. Hampton, 3/2/22	Double-Figure Points	59
3FG	5, 2x; last at Radford, 1/21/23	Double-Figure Rebounds	13
3FGA	13, vs. Hampton, 3/2/22	Double-Doubles	11
FT	8, North Florida, 12/3/22	5 or more Rebounds	57
FTA	9, North Florida, 12/3/22	3 or more Offensive Rebounds	19
Rebounds	16, vs. Hampton, 3/2/22	3 or more 3PT Field Goals	25
Off. Rebounds	5, 2x; last vs. Hampton, 3/2/22	2 or more Blocks	45
Def. Rebounds	11, 2x; last vs. Hampton, 3/2/22	2 or more Steals	28
Assists	6, Charleston Southern, 2/4/23	20+ Minutes	74
Steals	4, 2x; last at Louisville, 1/6/24	30+ Minutes	47
Blocks	7, Howard, 11/20/21		
Minutes	47, Furman, 11/30/21		



JEFF CAPEL | DUKE '97

Head Coach • Sixth Season at Pitt (15th overall)

Overall Record: 250-199 (.557)

Conference Record: 122-130 (.484)

CAPEL RECORD WHEN ...

	2023-24	at Pitt	Total
Overall	13-8	88-89	250-199
Home	8-5	59-39	160-67
Road	4-2	19-41	59-102
Neutral	1-1	10-9	31-31
Conf. Regular Season	4-6	39-65	122-130
Home	1-3	24-27	75-49
Road	3-2	14-37	46-80
Conference Tournament	-	3-5	13-13
NCAA Tournament	-	2-1	6-4
NIT	-	-	0-1
Regular Season Non-Con	9-2	44-18	109-52
Home	7-1	34-11	79-16
Road	1-0	5-4	13-20
Neutral	1-1	5-3	17-15
Leading at the half	11-1	62-12	193-34
Trailing at the half	2-7	23-75	51-161
Tied at the half	-	3-2	6-4
Shoots 60% or better	-	2-0	8-0
Shoots 50% or better	4-0	20-5	92-13
Shoots under 30%	-	0-4	0-7
Holds Opp. to less than 50%	10-7	81-61	239-136
Holds Opp. to less than 40%	6-1	54-11	146-21
Holds Opp. to less than 30%	2-0	8-0	23-0
Outrebounds Opp.	11-2	59-31	170-57
20 or more assists	3-0	16-0	35-0
10 or more 3FG	7-3	23-12	50-24
More made FTs than Opp.	10-2	68-38	181-57
Overtime Games	-	1-2	14-5
Double-overtime games	-	-	2-1
vs. Ranked Opponents (AP)	1-2	6-21	14-55
vs. Unranked Opponents	12-6	81-67	238-143
In November	5-2	26-14	49-29
In December	4-2	23-10	60-26
In January	4-4	20-26	68-52
In February	-	12-25	47-60
In March	-	7-14	26-32
Scores 59 points or less	0-3	6-33	15-76
Scores 60+ points	13-5	81-54	234-121
Scores 70+ points	12-3	62-25	180-48
Scores 80+ points	9-0	33-2	89-6
Scores 90+ points	2-0	9-0	32-1
Scores 100+ points	2-0	2-0	5-0

BY THE NUMBERS

Team Accomplishments

Overall record	250-199
30-win seasons	1
25-win seasons	1
20-win seasons	4
20-win/10-league win seasons	3
10-win league seasons	5

National Achievements

NCAA Tournament appearances	4
NCAA Tournament record	6-4
Sweet Sixteen appearances	1
Earned a high seed (1-4)	1
Total postseason appearances (NIT & NCAA)	5

Conference Achievements

Total conference titles	2
Tournament	1
Regular Season	1
Regular season W-L	123-130 (.484)
ACC	39-65
Big 12	33-43
Colonial Athletic Conference	50-22
Conference Tournament W-L	13-13
ACC	3-5
Big 12	3-5
Colonial Athletic Conference	7-3
Tournament title game appearances	2

In The Associated Press Poll

Weeks ranked	22
Highest ranking	2 (3x)
Highest final ranking	7 (2009)
Weeks in the AP Top 10	16
Record when ranked	33-11

Honors & Awards

National Player of the Year	1 (Blake Griffin)
All-America selections	1
Conference Coach of the Year	1
Conference Player of the Year	2
Conference Rookie of the Year	2
Conference Sixth Man of the Year	1
All-Conference selections	14
Conference All-Defensive Team selections	1
Conference All-Freshman Team selections	5
Academic All-Conference	16

In The NBA Draft

First round draft picks (as a head coach)	2
Highest draft pick	No. 1 (Blake Griffin)
Lottery picks	1
Total draft picks	6
First round draft picks (as a head coach & ast. coach)	18
Highest draft pick	No. 1 (Blake Griffin)
Lottery picks	10
Total draft picks	27

On the Recruiting Trail

McDonald's All-Americans signed (as a head coach)	4
McDonald's All-Americans signed (as a head coach & ast. coach)	23
Top 10 recruiting classes (as a head coach & ast. coach)	6

YEAR-BY-YEAR RECORDS

Year	Overall		Conference		Con. Tourn.		NCAA		NIT		RS Non-Conf.		Home		Road		Neutral		vs. Top-25	
	W-L	Pct.	W-L	Pct.	W-L	Pct.	W-L	Pct.	W-L	Pct.	W-L	Pct.	W-L	Pct.	W-L	Pct.	W-L	Pct.	W-L	Pct.
VCU																				
2002-03	18-10	.643	12-6	.667	1-1	.500	0-0	.000	0-0	.000	5-3	.625	12-3	.800	5-6	.455	1-1	.500	0-0	.000
2003-04	23-8	.742	14-4	.778	3-0	1.000	0-1	.000	0-0	.000	6-3	.667	12-3	.800	8-4	.667	3-1	.750	0-2	.000
2004-05	19-13	.594	13-5	.722	2-1	.667	0-0	.000	0-1	.000	4-6	.444	11-4	.733	6-8	.429	2-1	.677	0-1	.000
2005-06	19-10	.655	11-7	.611	1-1	.500	0-0	.000	0-0	.000	7-2	.778	12-2	.857	6-7	.462	1-1	.500	0-0	.000
Oklahoma																				
2006-07	16-15	.516	6-10	.375	1-1	.500	0-0	.000	0-0	.000	9-4	.692	12-4	.750	1-8	.111	3-3	.500	1-8	.111
2007-08	23-12	.657	9-7	.563	1-1	.500	1-1	.500	0-0	.000	12-3	.800	14-3	.824	5-6	.455	4-3	.571	3-8	.273
2008-09	30-6	.833	13-3	.813	0-1	.000	3-1	.750	0-0	.000	14-1	.933	16-1	.941	8-3	.727	6-2	.750	4-3	.571
*2009-10	13-18	.419	4-12	.250	0-1	.000	0-0	.000	0-0	.000	9-5	.643	11-4	.733	1-10	.091	1-4	.200	1-4	.200
2010-11	14-18	.438	5-11	.313	1-1	.500	0-0	.000	0-0	.000	8-6	.571	12-4	.750	1-9	.100	1-5	.167	0-8	.000
Pitt																				
2018-19	14-19	.424	3-15	.167	1-1	.500	0-0	.000	0-0	.000	10-3	.769	11-7	.611	0-11	.000	3-1	.750	1-7	.125
2019-20	16-17	.485	6-14	.300	1-1	.500	0-0	.000	0-0	.000	9-2	.818	11-7	.611	2-9	.182	3-1	.750	0-4	.000
2020-21	10-12	.455	6-10	.375	0-1	.000	0-0	.000	0-0	.000	4-1	.800	7-6	.539	3-5	.375	0-1	.000	1-2	.333
2021-22	11-21	.344	6-14	.300	0-1	.000	0-0	.000	0-0	.000	5-6	.455	8-11	.421	3-9	.250	0-1	.000	0-1	.000
2022-23	24-12	.667	14-6	.700	1-1	.500	2-1	.667	-	-	7-4	.636	14-3	.824	7-5	.583	3-4	.429	3-5	.375
2023-24	12-8	.600	3-6	.333	-	-	-	-	-	-	9-2	.818	7-5	.583	4-2	.667	1-1	.500	1-2	.333
Career	250-199	.557	122-130	.484	13-13	.500	6-4	.600	0-1	.000	109-52	.677	160-67	.705	59-102	.366	31-31	.500	14-55	.203

* Oklahoma vacated 13 regular season wins, including four conference wins, due to use of an ineligible player during the 2009-10 season; vacated wins not included in career totals

2023-24 PITT BASKETBALL CHARTS

Overall Record: 13-8 (Home: 8-5; Road: 4-2; Neutral: 1-1)

ACC Record: 4-6 (Home: 1-4; Road: 3-2)

Date	Opponent	Time/ Result	Pitt High Scorer	Opponent High Scorer	Pitt High Rebounder	Opponent High Rebounder	Pitt High Assists	Att.
O. 21	vs. Georgetown (Scrim.)	W, 78-64	Leggett (20)	Cook (17)	Hinson (7)	Cook (10)	Carrington & Leggett (5)	n/a
N. 1	PITT-JOHNSTOWN (EXH.)	W, 96-60	Carrington & Hinson (16)	Shull (16)	G. Diaz Graham & Jeffress (8)	Headings (7)	Carrington (6)	n/a
N. 6	NC A&T	W, 100-52	Carrington (18)	Duke (15)	Carrington (12)	Duke (6)	Carrington (10)	6,767
N. 10	BINGHAMTON	W, 89-60	Hinson (26)	Ashe (15)	Leggett (11)	Benson (8)	Leggett (5)	7,747
N. 13	FLORIDA GULF COAST	W, 86-74	Carrington (19)	Kellman (14)	Leggett & Federiko (7)	Two with (6)	Carrington (7)	6,567
N. 17	JACKSONVILLE	W, 107-56	Hinson (25)	Niblack (22)	G. Diaz Graham (10)	Two with (5)	Lowe (6)	7,842

Preseason NIT

N. 22	+ vs. Florida	L, 86-71	Leggett (19)	Clayton, Jr. (28)	Leggett & Austin (9)	Samuel (10)	Carrington (7)	1,873
N. 24	+ vs. Oregon State	W, 76-51	Austin (19)	Akanno (12)	Austin (8)	Ibekwe (6)	Carrington (5)	1,620

ACC/SEC Challenge

N. 28	MISSOURI	L, 71-64	Hinson (22)	East II (21)	Leggett & Carrington (7)	Carter (8)	Carrington (4)	7,930
D. 3	CLEMSON *	L, 79-70	Hinson (27)	Girard III (25)	Austin (7)	Schieffelin (17)	Carrington (6)	7,713

Backyard Brawl

D. 6	at West Virginia	W, 80-63	Hinson (29)	Slazinski (22)	Jeffress (9)	Edwards (9)	Carrington (9)	12,301
D. 9	CANISIUS	W, 82-71	Hinson (26)	Uijtendaal (18)	Hinson & Leggett (5)	Mitchell (9)	Carrington & Leggett (5)	7,808
D. 16	SOUTH CAROLINA STATE	W, 86-50	Hinson (19)	Taylor (14)	G. Diaz Graham (8)	Three with (4)	Lowe (6)	8,370
D. 20	PURDUE FORT WAYNE	W, 62-48	G. Diaz Graham (13)	Ballo (11)	G. Diaz Graham (8)	Two with (8)	Three with (3)	7,641
D. 30	at Syracuse *	L, 81-73	Carrington (17)	Copeland (22)	Jeffress (10)	Copeland (9)	Carrington (5)	20,642
J. 2	[-/8] NORTH CAROLINA *	L, 70-57	Carrington (20)	Bacot (16)	Leggett (8)	Ingram (15)	Carrington & Lowe (2)	9,770
J. 6	at Louisville *	W, 83-70	Hinson (21)	James (23)	Three with (6)	Glenn (7)	Carrington (5)	10,883
J. 9	[-/11] DUKE *	L, 75-53	Austin (11)	Filipowski (26)	G. Diaz Graham (8)	Filipowski (10)	Federiko (3)	11,476
J. 16	SYRACUSE *	L, 69-58	Lowe (20)	Starling (17)	Hinson (8)	Mintz (9)	Lowe (3)	7,708
J. 20	[-/7] at Duke *	W, 80-76	Hinson (24)	McCain (20)	Hinson (8)	Foster (6)	Lowe (6)	9,314#
J. 23	at Georgia Tech *	W, 72-64	Carrington (19)	Ndongo (17)	Federiko (7)	Ndongo (8)	Austin (4)	3,612
J. 27	at Miami *	L, 72-68	Hinson (21)	Omier (18)	Hinson (9)	Omier (10)	Three with (4)	7,719
J. 31	WAKE FOREST *	W, 77-72	Carrington (24)	Sallis (22)	Federiko (7)	Reid (10)	Carrington (4)	7,769
F. 3	NOTRE DAME *							
F. 7	at NC State *							
F. 13	at Virginia *							
F. 17	LOUISVILLE *							
F. 20	at Wake Forest *							
F. 24	VIRGINIA TECH *							
F. 27	at Clemson *							
M. 2	at Boston College *							
M. 5	FLORIDA STATE *							
M. 9	NC STATE *							

ACC Tournament

M. 12-16 < ACC Tournament

+ Barclays Center

* Denotes ACC contest

< Capital One Arena

All Game times are Eastern Time Zone

HOME GAMES IN BOLD CAPS

2023-24 ATTENDANCE FIGURES

Site	Games	Total	Average
Home	13	105,108	8,085
Away	6	64,471	10,745
Neutral	2	3,493	1,747
Total	21	183,955	8,760

PITT BY THE NUMBERS

Seasons of Men's Basketball	116th
Total Games	2,935
All-time record	1,695-1,240
All-time ACC record (regular season only)	71-123 (10th season)
NCAA Tournament Appearances	27 (last in 2023)
NIT Appearances	9 (last in 2015)
20+ Win Seasons	23 (last in 2023)
30+ Win Seasons	2 (last in 2004)
Overtime Games	110 (60-50)
Pitt 100-Point Games	45 (45-0)
Consecutive games holding opponents under .500 shooting	5
Consecutive games holding opponents under 100 points	217
Consecutive games scoring at least 70 points	1

TEAM GAME HIGHS & LOWS

		PITT	OPPONENT
Points 1st Half	High Low	52 vs. Jacksonville (11/17/23) 23 vs. Duke (1/9/24)	48 by Duke (1/9/24) 15 by NC A&T (11/6/23)
Points 2nd Half	High Low	55 vs. Jacksonville (11/17/23) 29, 2x; last vs. North Carolina (1/3/24)	51 by Syracuse (12/30/23) 24 by Oregon State (11/24/23)
Total Points	High Low	107 vs. Jacksonville (11/17/23) 53 vs. Duke (1/9/24)	86 by Florida (11/22/23) 48 by Purdue Fort Wayne (12/20/23)
FG Made	High Low	40 vs. NC A&T (11/6/23) 16 vs. Missouri (11/28/23)	31 by Florida (11/22/23) 16, by South Carolina State (12/16/23)
FG Attempted	High Low	72 vs. Jacksonville (11/17/23) 47 vs. Missouri (11/28/23)	70 by NC A&T (11/6/23) 47 by Louisville (1/6/24)
FG Percentage	High Low	.563 [40-of-71] vs. NC A&T (11/6/23) .309 [21-of-66] vs. North Carolina (1/3/24)	.531 [26-of-49] by Canisius (12/9/23) .271 [19-of-70] by NC A&T (11/6/23)
3-Pt. FG Made	High Low	16 at West Virginia (12/6/23) 2 vs. Purdue Fort Wayne (12/20/23)	11, 3x; last by Duke (1/20/24) 1 by Jacksonville (11/17/23)
3-Pt. FG Att.	High Low	38 at West Virginia (12/6/23) 19, 2x; last vs. Wake Forest (1/31/24)	31, 2x; last by Miami (1/27/24) 15 by Jacksonville (11/17/23)
3Pt. FG Pct.	High Low	.500, 2x; last [10-of-20] at Duke (1/20/24) .100 [2-of-20] vs. Purdue Fort Wayne (12/20/23)	.588 [10-of-17] by Syracuse (1/16/24) .067 [1-of-15] by Jacksonville (11/17/23)
FT Made	High Low	26 vs. Jacksonville (11/17/23) 6, 2x; last vs. Duke (1/9/24)	24 by Syracuse (12/30/23) 3 by Purdue Fort Wayne (12/20/23)
FT Attempted	High Low	35 vs. Jacksonville (11/17/23) 7, 2x; last vs. Duke (1/9/24)	30 by Syracuse (12/30/23) 6 by Purdue Fort Wayne (12/20/23)
FT Percentage	High Low	.905 [19-of-21] at Louisville (1/6/24) .471 [8-of-17] vs. NC A&T (11/6/23)	1.000 [10-of-10] by Canisius (12/9/23) .500 [3-of-6] by Purdue Fort Wayne (12/20/23)
Off. Rebounds	High Low	19 vs. Jacksonville (11/17/23) 6, 2x; last vs. Canisius (12/9/23)	16 by North Carolina (1/3/24) 3, 2x; last by Canisius (12/9/23)
Def. Rebounds	High Low	43 vs. NC A&T (11/6/23) 15 vs. Duke (1/9/24)	35 by North Carolina (1/3/24) 19, 2x; last by Georgia Tech (1/23/24)
Total Rebounds	High Low	56 vs. NC A&T (11/6/23) 25 vs. Canisius (12/9/23)	51 by North Carolina (1/3/24) 25, 2x; last by Duke (1/20/24)
Assists	High Low	24 vs. Jacksonville (11/17/23) 6 vs. North Carolina (1/3/24)	24 by Florida (11/22/23) 4 by Jacksonville (11/17/23)
Blocked Shots	High Low	9 vs. NC A&T (11/6/23) 1 vs. Canisius (12/9/23)	7 by North Carolina (1/3/24) 0 by Oregon State (11/24/23)
Steals	High Low	13, 2x; last vs. Duke (1/9/24) 3, vs. Syracuse (1/16/24)	12 by Syracuse (12/30/23) 2, 2x; last by Miami (1/27/24)
Turnovers	High Low	15 at Syracuse (12/30/23) 4 at Miami (1/27/24)	18, 2x; last by Louisville (1/6/24) 8 by Florida (11/22/23)
Personal Fouls	High Low	21 vs. Jacksonville (11/17/23) 8 vs. Canisius (12/9/23)	26 by Jacksonville (11/17/23) 12 by Miami (1/27/24)

INDIVIDUAL GAME HIGHS & LOWS

	PITT	OPPONENT
Points	29, Blake Hinson at West Virginia (12/6/23)	28, Walter Clayton, Jr., Florida (11/22/23)
FG Made	10, Blake Hinson at West Virginia (12/6/23)	11, 2x; last Kyle Filipowski, Duke (1/9/24)
FG Attempted	20, Ishmael Leggett vs. Florida (11/22/23)	20, Hunter Sallis, Wake Forest (1/31/24)
3-Pt. FG Made	9, Blake Hinson at West Virginia (12/6/23)	6, 2x; last Joe Girard III, Clemson (12/3/23)
3-Pt. FG Attempted	15, Blake Hinson at West Virginia (12/6/23)	12, Landon Gasper, NC A&T (11/6/23)
FT Made	8, 3x; last Carlton Carrington vs. Wake Forest (1/31/24)	13, Qadir Copeland, Syracuse (12/30/23)
FT Attempted	9, 2x; last Carlton Carrington vs. Wake Forest (1/31/24)	15, Qadir Copeland, Syracuse (12/30/23)
Rebounds	12, Carlton Carrington vs. NC A&T (11/6/23)	17, Ian Schieffelin, Clemson (12/3/23)
Offensive Rebounds	6, Federiko Federiko vs. FGCU (11/13/23)	7, Ian Schieffelin, Clemson (12/3/23)
Defensive Rebounds	12, Carlton Carrington vs. NC A&T (11/6/23)	10, 3x; last Harrison Ingram, North Carolina (1/3/24)
Assists	10, Carlton Carrington vs. NC A&T (11/6/23)	8, Zyon Pullen, Florida (11/22/23)
Turnovers	6, Ishmael Leggett vs. Missouri (11/28/23)	5, 3x; last Kyle Filipowski, Duke (1/9/24)
Blocked Shots	4, 3x; last Guillermo Diaz Graham vs. North Carolina (1/3/24)	4, Na'heem McLeod, Syracuse (12/30/23)
Steals	5, Guillermo Diaz Graham vs. Duke (1/9/24)	3, 7x; last Caleb Foster, Duke (1/20/24)
Minutes	40:00, Carlton Carrington vs. Wake Forest (1/31/24)	38:47, Judah Mintz, Syracuse (1/16/24)

PLAYER SEASON & CAREER HIGHS

	2023-24	CAREER
2 - Blake Hinson		
Pts	29 at West Virginia (12/6/23)	same
Rebs	10 vs. Purdue Fort Wayne (12/20/23)	13, 3x; last at Notre Dame (3/1/23)
Asts	2, 5x; last vs. Purdue Fort Wayne (12/20/23)	5 at Northwestern (11/28/22)
Blks	1, 2x; last at Miami (1/27/24)	2, 4x; last vs. Miami (1/28/23)
Stls	2 vs. South Carolina St. (12/16/23)	4 vs. Alabama State (11/20/22)
Mins	39, 2x; last at Miami (1/27/24)	49 vs. Auburn (1/28/19)
5 - Ishmael Leggett		
Pts	22 vs. Wake Forest (1/31/24)	34, vs. Tulane (11/22/22)
Rebs	11 vs. Binghamton (11/10/23)	14, vs. St. Bonaventure (11/11/23)
Asts	5, 3x; last vs. South Carolina St. (12/16/23)	5, 4x; last vs. South Carolina St. (12/16/23)
Blks	2, vs. South Carolina St. (12/16/23)	2, 2x; last vs. South Carolina St. (12/16/23)
Stls	4 vs. Binghamton (11/10/23)	4, 3x; last vs. Binghamton (11/10/23)
Mins	36, 2x; last vs. Canisius (12/9/23)	43 vs. George Washington
7 - Carlton Carrington		
Pts	24 vs. Wake Forest (1/31/24)	same
Rebs	12 vs. NC A&T (11/6/23)	same
Asts	10 vs. NC A&T (11/6/23)	same
Blks	1, 6x; last at Georgia Tech (1/23/24)	same
Stls	2, 2x; last at Miami (1/27/24)	same
Mins	40, 2x; last vs. Wake Forest (1/31/24)	same
11 - Marlon Barnes, Jr.		
Pts	-	-
Rebs	-	-
Asts	-	-
Blks	-	-
Stls	-	-
Mins	-	-
12 - KJ Marshall		
Pts	3 vs. NC A&T (11/6/23)	3, 2x; last vs. NC A&T (11/6/23)
Rebs	-	1, 3x; last vs. Sacred Heart (12/10/22)
Asts	1, 2x; last vs. South Carolina St. (12/16/23)	same
Blks	-	-
Stls	-	1 vs. Binghamton (12/20/19)
Mins	2, 3x; last vs. South Carolina St. (12/16/23)	5 vs. Louisville (2/7/23)
15 - Jaland Lowe		
Pts	20 vs. Syracuse (1/16/24)	same
Rebs	7 at Miami (1/27/24)	same
Asts	6, 3x; last at Duke (1/20/24)	same
Blks	1 at Georgia Tech (1/23/24)	same
Stls	2, 3x; last at Georgia Tech (1/23/24)	same
Mins	35, 2x; last at Miami (1/27/24)	same

	2023-24	CAREER
24 - William Jeffress		
Pts	7 vs. NC A&T (11/6/23)	9, 2x; last vs. Colgate (12/9/21)
Rebs	10 at Syracuse (12/30/23)	same
Asts	1, 7x; last vs. Syracuse (1/16/24)	4 vs. Towson (11/19/21)
Blks	1, 6x; last vs. Syracuse (1/16/24)	2, 3x; last vs. Jacksonville (12/21/21)
Stls	3 vs. NC A&T (11/6/23)	3 vs. UNC Wilmington (11/16/21)
Mins	26 at West Virginia (12/6/23)	39 vs. Towson (11/19/21)
25 - Guillermo Diaz Graham		
Pts	23 vs. Jacksonville (11/17/23)	same
Rebs	10 vs. Jacksonville (11/17/23)	same
Asts	4, 2x; last vs. South Carolina St. (12/16/23)	same
Blks	4 vs. North Carolina (1/3/24)	5 vs. Louisville (2/7/23)
Stls	5 vs. Duke (1/9/24)	same
Mins	30 vs. Purdue Fort Wayne (12/20/23)	37 vs. Mississippi State (3/14/23)
31 - Jorge Diaz Graham		
Pts	14 vs. NC A&T (11/6/23)	same
Rebs	6, 2x; last at West Virginia (12/6/23)	8 vs. Alabama State (11/20/22)
Asts	3 vs. South Carolina St. (12/16/23)	same
Blks	1, 5x; last vs. Duke (1/9/24)	4 vs. Louisville (2/7/23)
Stls	3 vs. Canisius (12/9/23)	4 vs. Michigan (11/16/22)
Mins	21 vs. Jacksonville (11/17/23)	25 vs. FDU (11/22/22)
33 - Federiko Federiko		
Pts	13 vs. NC A&T (11/6/23)	22 vs. North Florida (12/17/22)
Rebs	10 vs. NC A&T (11/6/23)	14 vs. Sacred Heart (12/10/22)
Asts	2, 4x; last at Miami (1/27/24)	3 vs. Sacred Heart (12/10/22)
Blks	4 vs. NC A&T (11/6/23)	4, 4x; last vs. NC A&T (11/6/23)
Stls	2 4x; last vs. Wake Forest (1/31/24)	2, 6x; last vs. Duke (1/9/24)
Mins	32 at Miami (1/27/24)	35, 2x; last vs. Miami (1/28/23)
55 - Zack Austin		
Pts	20 at Louisville (1/6/24)	26, 2c; last at Radford (1/21/23)
Rebs	9 vs. Florida (11/22/23)	16 vs. Hampton (3/2/22)
Asts	4 at Georgia Tech (1/23/24)	6 vs. Charleston Southern (2/4/23)
Blks	4 vs. Jacksonville (11/17/23)	7 vs. Howard (11/20/21)
Stls	4 at Louisville (1/6/24)	4, 2x; last at Louisville (1/6/24)
Mins	38 at Louisville (1/6/24)	47 vs. Furman (11/30/21)

THE LAST TIME IT HAPPENED ...

TEAM

Pitt Was Ranked (AP Poll)

No. 1	Feb. 23, 2009
Top 5 (2-5)	No. 4 on March 14, 2011
Top 10 (6-10)	No. 6 on Dec. 27, 2010
Top 25 (11-25)	No. 25 on Feb. 27, 2023

Pitt Played a Ranked Opponent (AP Poll)

No. 1	at Louisville on Dec. 6, 2019
Top 5	at No. 4 Duke on March 1, 2022
Top 10	at No. 7 Duke on Jan. 20, 2024
Top 25	vs. No. 11 Duke on Jan. 9, 2024

Pitt Defeated a Ranked Opponent (AP Poll)

No. 1	vs. Connecticut (70-60) on March 7, 2009
Top 5	vs. No. 3 Syracuse (74-66) on Jan. 17, 2011
Top 10	vs. No. 7 Duke (80-76) on Jan. 20, 2024
Top 25	vs. No. 20 Miami (71-68) on Jan. 28, 2023

Pitt Lost To a Ranked Opponent (AP Poll)

No. 1	at Louisville (64-46) on Dec. 6, 2019
Top 5	vs. No. 4 Duke (86-56) on March 1, 2022
Top 10	vs. No. 8 North Carolina on Jan. 2, 2024
Top 25	vs. No. 11 Duke on Jan. 9, 2024

Pitt Faced No. 1 (AP Poll)

Home	vs. Virginia (L, 66-37) on Feb. 24, 2018
Road	at Louisville (64-46) on Dec. 6, 2019
Neutral	vs. Florida (L, 61-45) on March 22, 2014

100 Points by a Team

By Pitt	107, vs. Jacksonville (11/17/23)
By Opponent	106, Louisville (1/24/17)

40+ Point Win

By Pitt	51 [107-56], vs. Jacksonville (11/17/23)
By Opponent	55 [106-51], vs. Louisville (1/24/17)

30-39 Point Win

By Pitt	36 [86-50], vs. South Carolina St. (12/16/23)
By Opponent	31 [91-60], vs. Michigan (11/16/22)

20-29 Point Win

By Pitt	25 [76-51], vs. Oregon State (11/24/23)
By Opponent	22 [75-53], Duke (1/9/24)

Overtime Game

Pitt Win	89-86, vs. Louisville (1/9/19)
Pitt Loss	73-68, vs. Louisville (1/14/20)

Double Overtime Game

Pitt Win	93-90, vs. Eastern Michigan (11/11/16)
Pitt Loss	95-89, vs. Oklahoma State (12/21/06)

Triple Overtime Game

Pitt Win	98-95, vs. West Virginia (2/12/10)
Pitt Loss	74-73, at George Washington (1/10/76)

Won The Game In The Final Seconds

By Pitt	Jamarius Burton makes two free throws with 3.6 seconds left in 65-64 win over North Carolina
By Opponent	Tyrin Lawrence two free throws with 1.1 seconds remaining give Vanderbilt a 75-74 win

Five or More Players in Double-Digit Scoring

By Pitt	5, vs. NC A&T (11/6/23)
By Opponent	5, FGCU (11/13/23)

Made 40-49 Field Goals

By Pitt	40, vs. NC A&T (11/6/23)
By Opponent	41, UCLA (2/2/91)

Made Fewer Than 20 Field Goals

By Pitt	19, vs. Duke (1/9/24)
By Opponent	17, Oregon State (11/24/23)

Had 70-79 Field Goal Attempts

By Pitt	72, vs. Jacksonville (11/17/23)
By Opponent	70, NC A&T (11/6/23)

Had 80-89 Field Goal Attempts

By Pitt	83, vs. Wake Forest (2/16/16)
By Opponent	89, Villanova (3/4/98)

Had 90-99 Field Goal Attempts

By Pitt	92, vs. Houston Baptist (11/9/07)
By Opponent	95, West Virginia (1/18/67)

Had 35 or Fewer Field Goal Attempts

By Pitt	35, vs. Cincinnati (12/17/13)
By Opponent	34, Notre Dame (3/11/10)

Shot Over 60 Percent From The Field

By Pitt	.620 [31-of-50], vs. Drexel (11/28/20)
By Opponent	.621 [36-of-58], Duke (3/9/23)

Shot Over 70 Percent From The Field

By Pitt	.717 [33-of-46], at DePaul (3/9/13)
By Opponent	.700 [42-of-60], Syracuse (2/4/89)

Shot Less Than 30 Percent From The Field

By Pitt	.291 [16-of-55], vs. Syracuse (2/26/20)
By Opponent	.281 [16-of-57], South Carolina St. (12/16/23)

Made 10+ Three-Point Field Goals

By Pitt	11, at Miami (1/27/24)
By Opponent	10, Miami (1/27/24)

Made 15+ Three-Point Field Goals

By Pitt	16, at West Virginia (12/6/23)
By Opponent	15, Wake Forest (2/2/22)

Made 0 Three-Point Field Goals

By Pitt	at Georgia Tech (3/5/16)
By Opponent	Louisville (2/11/15)

Had 30+ Three-Point Field Goal Attempts

By Pitt	36, at Miami (1/27/24)
By Opponent	31, Miami (1/27/24)

Shot Over 60 Percent From The Three-Point Line

By Pitt	.636 [14-of-22], at Northwestern (11/28/22)
By Opponent	.632 [12-of-19], Syracuse (3/14/13)

Shot Over 70 Percent From The Three-Point Line

By Pitt	.727 [8-of-11], vs. Connecticut (3/10/11)
By Opponent	.700 [7-of-10], Georgetown (1/20/10)

Shot Over 80 Percent From The Three-Point Line

By Pitt	.833 [5-of-6], vs. Providence (2/11/90)
By Opponent	-

Shot Less Than 20 Percent From Three-Point Line

By Pitt	.192 [5-of-26] vs. Syracuse (1/16/24)
By Opponent	.176 [3-of-17], Syracuse (12/30/23)

Made 30-39 Free Throws

By Pitt	38, vs. Florida State (1/14/19)
By Opponent	33, Wichita State (3/21/13)

Made 40+ Free Throws

By Pitt	42, vs. Oklahoma (1/15/89)
By Opponent	42, St. John's (3/9/95)

Made 5 Or Fewer Free Throws

By Pitt	5, at Louisville (1/18/23)
By Opponent	3, Purdue Fort Wayne (12/20/23)

Had 40-49 Free Throw Attempts

By Pitt	46, vs. Florida State (1/14/19)
By Opponent	40, Florida State (2/18/18)

Had 50+ Free Throw Attempts

By Pitt	50, vs. Seton Hall (2/8/97)
By Opponent	-

Shot Over 90 Percent From The Foul Line

By Pitt	.905 [19-of-21] at Louisville (1/6/24)
By Opponent	1.000 [10-of-10], Canisius (12/9/23)

Shot 100 Percent From The Foul Line

By Pitt	3-of-3, at Miami (1/31/18)
By Opponent	10-of-10, Canisius (12/9/23)

Had 50-59 Rebounds

By Pitt	54, vs. Purdue Fort Wayne (12/20/23)
By Opponent	51, North Carolina (1/2/24)

Had 60+ Rebounds

By Pitt	60, vs. VMI (12/6/11)
By Opponent	74, West Virginia (2/12/64)

Five Players Fouled Out

By Pitt	vs. Villanova (2/7/86)
By Opponent	Seton Hall (2/9/85)

Had 20-29 Assists

By Pitt	23, vs. South Carolina St. (12/16/23)
By Opponent	24, Florida (11/22/23)

Had 30+ Assists

By Pitt	30, vs. Virginia Tech (1/31/16)
By Opponent	31, UCLA (2/2/91)

Had 10+ Blocked Shots

By Pitt	13 vs. Louisville (2/7/23)
By Opponent	12, Vanderbilt (12/7/22)

Had 15+ Steals

By Pitt	15, vs. Binghamton (12/20/19)
By Opponent	17, West Virginia (11/12/21)

Had 20+ Turnovers

By Pitt	20, vs. Miami (2/22/22)
By Opponent	22, Georgia Tech (2/8/20)

Had 30+ Turnovers

By Pitt	32, at West Virginia (11/12/21)
By Opponent	31, Carnegie Mellon (12/16/96)

Committed 10 Or Fewer Turnovers

By Pitt	10, vs. Wake Forest (1/31/24)
By Opponent	8, Miami (1/27/24)

THE LAST TIME IT HAPPENED ...

INDIVIDUAL

30-39 Points by a Player

By Pitt 31, Jamarius Burton vs. North Carolina (12/30/22)
By Opp. 30, Keve Aluma, Virginia Tech (2/3/21)

40+ Points by a Player

By Pitt 43, Jamel Artis at Louisville (1/11/17)
By Opp. 41, T.J. Warren, NC State (3/3/14)

Two Players Scored 30 or More Points

By Pitt Jamel Artis (30) and Michael Young (30)
vs. Marshall (12/28/16)
By Opp. Kenny Anderson (32) and Dennis Scott (30),
Georgia Tech (12/28/89)

Two Players Scored 20 or More Points

By Pitt Carlton Carrington (24) and Ishmael Leggett (22)
vs. Wake Forest (1/31/24)
By Opp. Quinn Slazinski (22) and Jesse Edwards (20),
West Virginia (12/6/23)

Three Players Scored 20 or More Points

By Pitt Justin Champagnie (24), Xavier Johnson (23) and
Ithiel Horton (20) vs. Syracuse (1/16/21)
By Opp. CJ Burks (25), Stevie Browning (22) and
Ryan Taylor (22), Marshall (12/28/16)

10+ Field Goals Made by a Player

By Pitt 10, Blake Hinson at West Virginia (12/6/23)
By Opp. 11, Kyle Filipowski, Duke (1/9/24)

15+ Field Goals Made by a Player

By Pitt 15, Jamel Artis at Louisville (1/11/17)
By Opp. 16, T.J. Warren, NC State (3/3/14)

20-29 Field Goal Attempts by a Player

By Pitt 20, Ishmael Leggett vs. Florida (11/22/23)
By Opp. 20, Hunter Sallis, Wake Forest (1/31/24)

Player Shot 1.000 With 5+ Field Goal Attempts

By Pitt 5-of-5, Jorge Diaz Graham, vs. NC A&T (11/6/23)
By Opp. 6-of-6, Dallas Walton, Wake Forest (2/2/22)

Player Shot .800 With 10+ Field Goal Attempts

By Pitt 8-of-10 (.800), Blake Hinson at Duke (1/20/24)
By Opp. 11-of-12 [917], Kyle Filipowski, Duke (1/9/24)

Player Shot .900 With 10+ Field Goal Attempts

By Pitt 9-of-10 [.900], Talib Zanna at Clemson (1/21/14)
By Opp. 11-of-12 [917], Kyle Filipowski, Duke (1/9/24)

5+ 3pt Field Goals Made by a Player

By Pitt 7, Blake Hinson at Duke (1/20/24)
By Opp. 5, Mike James, Louisville (1/6/24)

10+ 3pt Field Goal Attempts by a Player

By Pitt 12, Blake Hinson at Miami (1/27/24)
By Opp. 12, Landon Gasper, NC A&T (11/6/23)

Player Shot .800 With 5+ 3pt Field Goal Attempts

By Pitt 1.000 [7-of-7], Blake Hinson at Duke (1/20/24)
By Opp. .800 [4-of-5], Joey Baker, Michigan (11/16/22)

10+ Free Throws Made by a Player

By Pitt 13, John Hugley vs. NC State (2/12/22)
By Opp. 13, Qadir Copeland, Syracuse (12/30/23)

15+ Free Throws Made by a Player

By Pitt 15, John Hugley vs. Boston College (1/8/22)
By Opp. 16, Michael Sweetney, Georgetown (1/19/02)

10+ Free Throws Attempted by a Player

By Pitt 10, Jamarius Burton vs. Iowa St. (3/17/22)
By Opp. 15, Qadir Copeland, Syracuse (12/30/23)

15+ Free Throws Attempted by a Player

By Pitt 15, John Hugley vs. NC State (2/12/22)
By Opp. 15, Qadir Copeland, Syracuse (12/30/23)

Player Shot 1.000 With 10+ Free Throw Attempts

By Pitt 13-of-13, Xavier Johnson vs. Syracuse (1/16/21)
By Opp. 14-of-14, Anthony Barber, NC State (1/19/16)

10+ Rebounds by a Player

By Pitt 10, William Jeffress at Syracuse (12/30/23)
By Opp. 10, Efton Reid, Wake Forest (1/31/24)

15+ Rebounds by a Player

By Pitt 18, John Hugley vs. Syracuse (1/25/21)
By Opp. 15, Harrison Ingram, North Carolina (1/2/24)

20+ Rebounds by a Player

By Pitt 21, Justin Champagnie vs. Gardner-Webb (12/12/20)
By Opp. 21, Mike Davis, Maryland (2/15/77)

Two Players with 10 or More Rebounds

By Pitt Carlton Carrington (12) and Federiko Federiko (10)
vs. NC A&T (11/6/23)
By Opp. Harrison Ingram (15) & Armando Bacot (10)
North Carolina (1/2/24)

5+ Offensive Rebounds by a Player

By Pitt 5, Federiko Federiko at Georgia Tech (1/23/24)
By Opp. 5, Efton Reid, Wake Forest (1/31/24)

10+ Defensive Rebounds by a Player

By Pitt 12, Carlton Carrington vs. NC A&T (11/6/23)
By Opp. 10, Harrison Ingram, North Carolina (1/2/24)

10+ Assists by a Player

By Pitt 10, Carlton Carrington vs. NC A&T (11/6/23)
By Opp. 10, Tyrese Proctor, Duke (3/9/23)

5+ Blocked Shots by a Player

By Pitt 5, Guillermo Diaz Graham vs. Louisville (2/7/23)
By Opp. 6, Jesse Edwards, Syracuse (12/20/22)

5+ Steals by a Player

By Pitt 5, Guillermo Diaz Graham vs. Duke (1/9/24)
By Opp. 6, Ja'von Franklin, Georgia Tech (3/8/23)

Double-Double by a Player*

By Pitt 23/10, Guillermo Diaz Graham vs. Jacksonville (11/17/23)
By Opp. 14/10, Efton Reid, Wake Forest (1/31/24)

Two Players with Double-Doubles in a Game*

By Pitt 13/10, Federiko Federiko vs. NC A&T (11/6/23)
18/12/10, Carlton Carrington vs. NC A&T (11/6/23)
By Opp. 15/12, Hunter Tyson, Clemson (1/7/23)
12/10, PJ Hall, Clemson (1/7/23)

20 - 20 Games (Points - Rebounds)

By Pitt 24/21, J. Champagnie vs. Gardner-Webb (12/12/20)
By Opp. 42/20, Bruce King, Iowa (12/30/76)

20 - 10 Game (Points - Rebounds)

By Pitt 23/10, Guillermo Diaz Graham vs. Jacksonville (11/17/23)
By Opp. 26/10, Kyle Filipowski, Duke (1/9/24)

20 - 10 Game (Points - Assists)

By Pitt 21/10, Xavier Johnson vs. Louisville (1/9/19)
By Opp. 20/11, John Gillon, Syracuse (1/7/17)

30 - 10 Game (Points - Rebounds)

By Pitt 32/13, John Hugley vs. Boston College (1/8/22)
By Opp. 30/10, Keve Aluma, Virginia Tech (2/3/21)

Triple-Double by a Player^

By Pitt 18/12/10, Carlton Carrington vs. NC A&T (11/6/23)
By Opp. 14/10/11, Mike Griffin, Syracuse (2/27/17)

*Double-doubles are points and rebounds unless otherwise indicated

^Triple-doubles are points, rebounds, and assists

PITT MISCELLANEOUS STATISTICS

Games as Leading Scorer

Blake Hinson	10
Carlton Carrington	6
Zack Austin	2
Ishmael Leggett	1
Jaland Lowe	1
Guillermo Diaz Graham	1

Games as Leading Rebounder

Ishmael Leggett	6
Guillermo Diaz Graham	5
Blake Hinson	4
Federiko Federiko	3
Zack Austin	3
Carlton Carrington	3
William Jeffress	2
Jaland Lowe	1

Games Leading in Assists

Carlton Carrington	13
Jaland Lowe	7
Ishmael Leggett	4
Zack Austin	1
Guillermo Diaz Graham	1
Federiko Federiko	1

20+ Point Scoring Games

Blake Hinson	9
Carlton Carrington	2
Ishmael Leggett	1
Guillermo Diaz Graham	1
Zack Austin	1
Jaland Lowe	1

Double-Figure Scoring Games

Blake Hinson	18
Carlton Carrington	16
Ishmael Leggett	15
Guillermo Diaz Graham	7
Zack Austin	6
Jaland Lowe	6
Federiko Federiko	2
Jorge Diaz Graham	1

Double-Figure Rebound Games

Federiko Federiko	1
Carlton Carrington	1
Ishmael Leggett	1
Guillermo Diaz Graham	1
Blake Hinson	1
William Jeffress	1

Double-Figure Assist Games

Carlton Carrington	1
--------------------	---

Triple-Doubles

Carlton Carrington	1
--------------------	---

Double-Doubles

Federiko Federiko	1
Carlton Carrington	1
Ishmael Leggett	1
Guillermo Diaz Graham	1

Pitt's First Substitution

Guillermo Diaz Graham	6
Federiko Federiko	6
Ishmael Leggett	5
William Jeffress	4
Jaland Lowe	4
Jorge Diaz Graham	2
Zack Austin	1

Offensive Fouls Drawn

Opponent	24
Pitt	20
Jorge Diaz Graham	5
Blake Hinson	5
Jaland Lowe	4
Ishmael Leggett	3
Guillermo Diaz Graham	2
Zack Austin	1

Jump Balls Controlled

Opponent	11
Pitt	10
Guillermo Diaz Graham	5
Federiko Federiko	5

Four-Point Plays

Opponent	1
Pitt	1
Carlton Carrington	1

Three-Point Plays

Opponent	12
Pitt	23
Blake Hinson	7
Ishmael Leggett	3
Zack Austin	3
Jaland Lowe	3
Carlton Carrington	2
Guillermo Diaz Graham	2
Federiko Federiko	2
Jorge Diaz Graham	1

Dunks

Opponent	50
Pitt	60
Federiko Federiko	22
Zack Austin	15
Guillermo Diaz Graham	12
Blake Hinson	4
William Jeffress	3
Jorge Diaz Graham	2
Ishmael Leggett	1
Carlton Carrington	1

Technical Fouls / Flagrant 1s

Opponent	6
Pitt	5
Blake Hinson	2
Bench	1
Carlton Carrington	1
Ishmael Leggett	1

Largest Halftime Lead

35 [50-15] vs. NC A&T (11/6/23)

Largest Halftime Deficit

25 [48-23] vs. Duke (1/9/24)

Largest Halftime Deficit Overcome to Win

10 [37-27] vs. Wake Forest (1/31/24)

Largest Deficit Overcome to Win

12 vs. Wake Forest (1/31/24)

Largest Pitt Lead

52 [106-54, 2nd - 0:51] vs. Jacksonville (11/17/23)

Largest Pitt Deficit

34 [62-28, 2nd - 12:48] vs. Duke (1/9/24)

Largest Pitt Win

51 [107-56] vs. Jacksonville (11/17/23)

Largest Pitt Defeat

22 [75-53] vs. Duke (1/9/24)

Most Consecutive Points Scored

19 vs. NC A&T (11/6/23)

Most Consecutive Points Allowed

10 by Syracuse (12/30/23)

10 by Duke (1/9/24)

Longest Winning Streak

4, 2x; Nov. 6-Nov. 17 & Dec. 6-Dec. 20

Longest Losing Streak

2, Nov. 28-Dec. 3 & Dec. 30-Jan. 3, Jan. 9-16

Largest Home Crowd

11,476 vs. Syracuse (1/9/24)

Largest Road Crowd

20,624 at Syracuse (12/30/23)

Largest Neutral Crowd

1,873 vs. Florida (11/22/23)

PITT'S 2023-24 RECORD WHEN ...

Plays at home	8-5
Plays on the road	4-2
Plays at neutral site	1-1
Record vs. the ACC (regular season)	4-6
Record against non-conference	9-2
Wins the game before	7-5
Loses the game before	5-3
Leads at half	11-1
Trails at half	2-7
Tied at half	0-0
Plays an overtime game	0-0
Shoots 50% or better	4-0
Shoots less than 50%	9-8
Opp. shoots 50% or less	11-7
Shoots better than opp.	11-0
Shoots worse than opp.	2-8
Shoots same as opp.	0-0
Has more FTs made than opp.	10-2
Has equal FTs made	0-2
Has less FTs made than opp.	3-4
Outrebounds opp.	11-2
Is outrebounded	1-6
Has equal rebounds	1-0
Has more TOs than opp.	2-4
Has equal or less TOs than opp.	11-4
Scores more/equal bench pts.	10-1
Scores less bench pts.	3-7
Plays a ranked opp. (AP)	1-2
Makes 7+ 3-Pt. shots	12-6
No Pitt player fouls out	11-7
1+ Pitt player fouls out	2-1
Has 15+ assists	7-2
Has 20+ assists	3-0
Wears white uniforms	9-4
Wears gold uniforms	1-2
Wears blue uniforms	3-1
Wears black uniforms	0-1
Plays in tournaments	1-1
Plays on television	9-8
Plays in November	5-2
Plays in December	4-2
Plays in January	4-4
Plays in February	0-0
Plays in March	0-0
Plays during the day	3-3
Plays at night	10-5
Plays on Sunday	0-1
Plays on Monday	2-0
Plays on Tuesday	1-4
Plays on Wednesday	3-1
Plays on Thursday	0-0
Plays on Friday	3-0
Plays on Saturday	4-2
Margin is 5 pts. or less	2-1
Margin is 10 pts. or less	3-4
Margin is between 11-20	5-3
Margin is more than 20	5-1
Has a 20-pt. scorer	7-5
Has a 30-pt. scorer	0-0
Scores 59 points or less	0-3
Scores 60+ points	13-5
Scores 70+ points	12-3
Scores 80+ points	9-0
Scores 90+ points	2-0
Scores 100+ points	2-0

BY STARTING LINEUP

Carrington, Leggett, Austin, Hinson, Federiko	7-3
Lowe, Carrington, Austin, Hinson, Federiko	3-1
Lowe, Carrington, Austin, Hinson, G. Diaz Graham	1-2
Carrington, Leggett, Jeffress, Hinson, G. Diaz Graham	2-0
Carrington, Leggett, Austin, Hinson, G. Diaz Graham	0-2

PITT BASKETBALL IN THE POLLS

The Pitt basketball program has held a prominent spot in the national basketball scene for the past 16 seasons. The final national rankings are just one area to measure the Panthers success in that span. Pitt has finished in the Associated Press top 25 in eight of the past 17 seasons, including three times concluding the year ranked in the top 10 in the nation.

- Pitt has been ranked in the top 25 of the AP Poll at some point in 15 of the past 22 seasons.
- Pitt concluded the 2008-09 and 2010-11 season ranked No. 4 in the AP Poll.
- Pitt claimed its first No. 1 ranking in the AP Poll during the 2008-09 season.
- The Panthers have been ranked in the AP top 25 a total of 261 weeks.
- Pitt has been ranked in the top 10 of the AP Poll 117 times.
- The Panthers spent the entire 2008-09 season ranked in the top 10 of the AP Poll, including 17 weeks in the top 5 and three weeks ranked No. 1 overall.

AP POLL RECORDS

ALL-TIME RECORD - RANKED

Rk	W-L	Pct.
1	3-2	.600
2	11-6	.647
3	24-4	.857
4	36-7	.837
5	25-2	.926
6	17-4	.810
7	17-6	.739
8	8-5	.615
9	13-9	.591
10	15-3	.833
11	14-5	.737
12	11-4	.733
13	18-6	.750
14	11-2	.846
15	14-4	.778
16	11-7	.611
17	26-8	.765
18	12-9	.571
19	4-2	.667
20	14-6	.700
21	3-2	.600
22	17-11	.607
23	6-1	.857
24	8-3	.727
25	4-5	.444
Total	342-123	.735

ALL-TIME RECORD - VS. RANKED

Rk	W-L	Pct.
1	2-18	.100
2	3-11	.214
3	5-15	.250
4	6-9	.400
5	8-9	.471
6	3-11	.214
7	3-5	.375
8	4-12	.250
9	8-11	.421
10	3-12	.200
11	7-21	.250
12	8-14	.364
13	7-8	.467
14	2-17	.105
15	8-12	.400
16	3-11	.214
17	5-10	.333
18	2-15	.118
19	6-11	.353
20	10-8	.556
21	0-11	.000
22	1-3	.250
23	4-5	.444
24	2-7	.222
25	7-5	.583
Total	116-273	.298

PITT IN THE AP POLL

Total Polls Ranked	261
Top 10 Rankings	117
Longest Consecutive Polls Ranked	60
Current Streak	0

Years Ranked

Total Years	24
Consecutive Years	13
Current Streak	1

Final Poll

Total Polls	12
Top 10	5
High Rank	4

No. 1 Ranking

Total Rankings	3
Most No. 1 Weeks in Succession	2

Weeks Ranked By Ranking

First Ranked: Dec. 16, 1958 (No. 18)
Last Ranked: Feb. 27, 2023 (No. 25)

Rank	Weeks
No. 1	3
No. 2	11
No. 3	16
No. 4	21
No. 5	15
No. 6	12
No. 7	12
No. 8	7
No. 9	13
No. 10	10
No. 11	10
No. 12	9
No. 13	10
No. 14	8
No. 15	10
No. 16	13
No. 17	18
No. 18	11
No. 19	3
No. 20	12
No. 21	3
No. 22	14
No. 23	6
No. 24	8
No. 25	5

2023-24 BOX SCORES



Official Basketball Box Score - Final
N.C. A&T at Pitt
 11/06/23 Petersen Events Center, Pittsburgh
 2023-24 Men's Basketball

Game Time: 7:00 PM
 Game Duration: 1:55
 Attendance: 6,797

N.C. A&T - 52		Record: 0-1										Technical Fouls: NONE									
NO.	Name	Min	FG	3P	FT	Rebounds	Fouls	TP	AS	TO	ST	Blocks	BS	BA	+/-	Shooting By Period					
			M-A	M-A	M-A	OR DR TOT	PF FD									1st	2nd	3rd			
1	Jeremy Robinson	F	13:16	1-5	1-3	0-0	0 1 1	5	0	3	0	1	0	0	-12	1st FG%	5-35	14.3%			
5	Evan Joyner	F	32:39	0-5	0-0	0-0	1 3 4	2	1	0	1	2	2	3	-54	3PT%	2-17	11.8%			
16	Nikolaos Chitikioudis	F	28:54	1-4	1-1	0-0	1 4 5	2	3	3	0	1	1	2	-39	FT%	3-4	75%			
3	Camian Shell	G	23:20	3-7	1-2	2-2	0 2 2	4	1	9	2	1	1	0	-27	2nd FG%	14-35	40.0%			
7	Landon Glasper	G	34:32	1-16	0-12	4-5	1 1 2	3	4	6	0	0	0	1	-39	3PT%	6-17	35.3%			
0	Kyle Duke	G	28:51	6-16	3-6	0-0	2 4 6	1	2	15	2	3	1	1	3	-30	GM FG%	19-70	27.1%		
10	Uchenna Kellman-Nicholes	G	23:52	5-11	2-8	0-2	1 0 1	0	1	12	3	1	0	0	-26	3PT%	8-34	23.5%			
15	Jalal McKie	G	12:24	1-5	0-2	0-0	1 1 0	0	2	1	0	0	0	1	-9	FT%	6-9	66.7%			
23	Ahmad Hamilton	G	02:12	1-1	0-0	0-0	0 0 0	0	0	2	0	0	0	0	-4	Dead Ball Rebounds: 2, 0					
Team							2 3 5	0	0	0	0	0	0	0							
Totals			19-70	8-34	6-9	9	19	28	17	12	52	9	5	6	-48						

Pitt - 100		Record: 1-0										Technical Fouls: NONE										
NO.	Name	Min	FG	3P	FT	Rebounds	Fouls	TP	AS	TO	ST	Blocks	BS	BA	+/-	Shooting By Period						
			M-A	M-A	M-A	OR DR TOT	PF FD									1st	2nd	3rd				
2	Blake Hinson	F	20:56	5-11	2-5	1-2	3 5 8	2	2	13	2	0	0	0	2	19	1st FG%	19-35	54.3%			
55	Zack Austin	F	21:53	4-9	0-3	0-2	0 4 4	1	1	8	2	0	0	1	29	3PT%	6-11	54.5%				
33	Federiko Federiko	C	26:07	6-9	0-0	1-4	4 6 10	2	13	1	0	0	4	0	41	2nd FG%	21-36	58.3%				
5	Ishmael Leggett	G	24:54	4-7	1-2	2-2	2 3 5	2	4	11	2	2	0	0	32	3PT%	6-16	37.5%				
7	Carlton Carrington	G	29:07	7-12	4-7	0-0	0 12 12	1	0	18	10	2	0	0	28	FT%	2-6	33.3%				
15	Jaland Lowe	G	20:14	2-6	0-2	0-0	0 1 1	2	4	3	3	1	0	1	28	GM FG%	40-71	56.3%				
24	William Jeffress	G	17:06	2-4	0-2	3-4	2 4 0	2	7	0	1	3	1	0	26	3PT%	12-29	41.4%				
25	Guillermo Diaz Graham	G	13:53	2-4	1-3	0-0	2 3 5	4	2	5	1	2	1	2	0	7	FT%	8-17	47.1%			
31	Jorge Diaz Graham	G	15:35	5-5	3-3	1-1	0 5 0	1	14	0	0	0	0	1	18	Dead Ball Rebounds: 6, 0						
8	Michael Hueitt Jr.	G	08:03	2-3	0-1	0-2	0 1 1	1	1	4	0	0	0	0	8							
12	KJ Marshall	G	02:12	1-1	1-1	0-0	0 0 0	0	0	3	0	0	0	0	4							
Team							2 1 3	0	0	0	0	0	0	0								
Totals			40-71	12-29	8-17	15	43	58	12	17	100	21	10	5	9	6	48					

NC A&T		Pitt		Points from		NC A&T		Pitt		Period by Period Scoring		
Biggest lead	0 (1st 20:00)	51 (2nd 0:50)	Turnovers	7	14	1st	2nd	TOT	NC A&T	15	37	52
Best Scoring Run	5 (2nd 3:04)	19 (2nd 16:47)	Paint	10	46	Pitt	50	50	100			
Lead Changes	0	0	Second Chance	5	13							
Times Tied	0	0	Fast Breaks	2	12							
Time with Lead	00:00	39:49	Bench	31	37							



Official Basketball Box Score - Final
Binghamton at Pitt
 11/10/23 Petersen Events Center, Pittsburgh
 2023-24 Men's Basketball

Game Time: 7:00 PM
 Game Duration: 2:03
 Attendance: 7,747

Binghamton - 60		Record: 0-2										Technical Fouls: NONE									
NO.	Name	Min	FG	3P	FT	Rebounds	Fouls	TP	AS	TO	ST	Blocks	BS	BA	+/-	Shooting By Period					
			M-A	M-A	M-A	OR DR TOT	PF FD									1st	2nd	3rd			
0	Tyrnu Chenery	F	25:10	2-9	1-3	1-2	1 1 2	3	1	6	2	2	0	0	-25	1st FG%	6-13	46.2%			
2	Armon Hamed	F	14:08	1-6	0-2	2-2	1 1 2	4	2	4	0	2	1	0	-4	3PT%	2-4	50%			
1	Tariq Balogun	C	06:22	0-0	0-0	0-0	0 0 0	0	0	1	1	2	0	0	-10	2nd FG%	9-32	28.1%			
11	Dan Petcash	G	26:34	1-2	0-1	2-2	0 4 2	0	4	2	0	0	0	0	-23	3PT%	2-12	16.7%			
23	Symir Torrence	G	29:25	3-10	2-5	2-2	2 3 5	0	3	10	5	4	0	0	-27	FT%	8-14	57.1%			
13	Chris Walker	G	24:48	2-10	0-4	3-4	1 1 2	3	3	7	2	1	1	0	-16	GM FG%	21-61	34.4%			
24	Nehemiah Benson	G	22:41	4-6	0-0	0-2	0 8 8	2	2	8	1	1	0	0	-16	3PT%	8-25	32.0%			
3	Evan Ashe	G	23:22	6-9	3-5	0-0	0 0 0	2	1	15	1	0	1	0	-14	FT%	10-18	55.6%			
22	Gavin Walsh	G	20:50	2-7	2-4	0-4	3 1 4	2	3	6	0	2	0	1	-6	Dead Ball Rebounds: 4, 0					
4	Masud Stewart	G	00:29	0-0	0-0	0-0	0 0 0	0	0	0	0	0	0	0	-1						
35	Max Sims	G	06:13	0-2	0-1	0-0	0 1 1	0	0	0	0	0	0	0	-3						
Team							2 1 3	0	1	0	1	0	0	0							
Totals			21-61	9-25	10-18	10	22	32	20	15	60	11	15	4	2	-29					

Pitt - 89		Record: 2-0										Technical Fouls: Carrington 2nd 17:23										
NO.	Name	Min	FG	3P	FT	Rebounds	Fouls	TP	AS	TO	ST	Blocks	BS	BA	+/-	Shooting By Period						
			M-A	M-A	M-A	OR DR TOT	PF FD									1st	2nd	3rd				
2	Blake Hinson	F	23:43	8-14	4-9	6-7	1 3 4	1	3	26	0	1	1	0	0	26	1st FG%	15-37	40.5%			
55	Zack Austin	F	28:23	1-4	0-1	0-0	0 6 6	0	0	2	0	0	1	3	0	23	3PT%	3-12	25.0%			
33	Federiko Federiko	C	21:35	1-3	0-0	1-2	4 5 9	3	2	3	1	1	1	3	0	27	FT%	7-11	63.6%			
5	Ishmael Leggett	G	27:12	6-14	1-1	5-6	4 7 11	1	5	18	5	3	4	0	1	27	2nd FG%	15-28	53.6%			
7	Carlton Carrington	G	27:17	6-11	3-6	3-5	1 2 3	2	4	18	4	1	1	0	31	3PT%	1-15	6.7%				
15	Jaland Lowe	G	15:29	1-8	0-4	0-0	0 3 3	0	2	2	2	2	0	0	2	27	FT%	12-16	75%			
25	Guillermo Diaz Graham	G	17:10	4-5	2-3	2-3	2 4 2	0	2	12	2	2	2	1	2	2	GM FG%	30-65	46.2%			
31	Jorge Diaz Graham	G	12:50	0-1	0-1	2-2	2 1 3	4	2	1	0	0	0	0	3	3PT%	10-27	37.0%				
24	William Jeffress	G	13:49	1-2	0-1	0-0	2 2 4	1	0	2	0	2	1	0	0	6	FT%	19-20	70.4%			
8	Michael Hueitt Jr.	G	10:02	2-3	0-1	0-0	0 0 0	0	2	0	0	0	0	0	-2	Dead Ball Rebounds: 4, 1						
12	KJ Marshall	G	01:15	0-0	0-0	0-0	0 0 0	0	0	0	0	0	0	0	0							
21	Vason Stevenson	G	01:15	0-0	0-0	0-2	0 1 1	0	1	0	0	0	0	0	0							
Team							1 1 2	0	0	0	0	0	0	0								
Totals			30-65	10-27	19-27	17	33	50	16	20	89	13	12	11	7	2	29					

Bing		Pitt		Points from		Bing		Pitt		Period by Period Scoring		
Biggest lead	3 (1st 18:50)	32 (2nd 10:02)	Turnovers	0	16	1st	2nd	TOT	Bing	32	28	60
Best Scoring Run	6 (2nd 6:13)	9 (1st 5:51)	Paint	18	34	Pitt	40	49	89			
Lead Changes	0	0	Second Chance	6	15							
Times Tied	1	0	Fast Breaks	6	22							
Time with Lead	01:22	36:24	Bench	36	22							



Official Basketball Box Score - Final
FGCU at Pitt
 11/13/23 Petersen Events Center, Pittsburgh
 2023-24 Men's Basketball

Game Time: 7:00 PM
 Game Duration: 2:00
 Attendance: 6,567

FGCU - 74		Record: 1-2										Technical Fouls: NONE									
NO.	Name	Min	FG	3P	FT	Rebounds	Fouls	TP	AS	TO	ST	Blocks	BS	BA	+/-	Shooting By Period					
			M-A	M-A	M-A	OR DR TOT	PF FD									1st	2nd	3rd			
10	Zach Anderson	F	38:25	3-8	0-2	4-6	0 6 6	1	3	10	2	2	0	1	-11	1st FG%	15-32	46.9%			
32	Keeshawn Kellman	F	24:37	6-12	0-1	2-4	2 4 6	4	2	14	1	3	0	1	-13	3PT%	3-14	21.4%			
1	Rahmir Barjo	G	15:22	3-5	2-3	0-0	1 1 1	1	1	8	2	0	0	0	-6	FT%	2-4	50%			
4	Cyrus Largie	G	24:51	1-1	0-0	1-2	2 3 5	2	3	3	1	0	0	0	-6	2nd FG%	13-26	50.0%			
55	Chase Johnston	G	34:04	5-11	2-7	0-0	0 2 2	0	10	12											

2023-24 BOX SCORES

Official Basketball Box Score - Final
Florida at Pittsburgh
 11/22/23 Paterson Events Center, Brooklyn, NY
 2023 Novavax NIT Season Tip-Off
 Game Time: 9:30 PM
 Game Duration: 2:02
 Attendance: 1,873
 Officials: Pat Driscoll, Steve Anderson, Mike Palau

Florida - 86 Record: 4-1

NO. Name	Min	FG M-A	3P M-A	FT M-A	Rebounds OR DR TOT	Fouls PF FD	TP	AS	TO	ST	Blocks BS BA +/-
4 Tyrese Samuel	F 30:31	9-11	0-2	2-6	3 7 10	1 7	20	3	0	3	0 0 15
3 Micah Handlogten	C 00:49	0-1	0-0	0-0	0 0 0	1 0	0	0	0	0	0 0 -2
1 Walter Clayton Jr.	G 31:12	11-17	6-8	0-0	0 5 5	2 0	28	2	2	2	1 0 12
2 Riley Kugel	G 29:39	2-9	1-6	0-0	1 1 2	3 0	5	6	2	2	0 1 -1
5 Will Richard	G 28:06	1-6	0-4	3-3	0 4 4	1 5	2	1	1	0	0 0 7
21 Alex Condon	G 24:15	4-8	0-0	3-5	1 5 6	2 3	11	1	1	1	2 -2
0 Zyon Pullin	G 28:55	1-5	0-0	8-10	0 2 2	1 6	10	8	1	2	0 0 23
10 Thomas Haugh	21:59	3-8	1-3	0-0	1 4 5	5 0	7	1	1	0	1 15
11 Denzel Aberdeen	04:34	0-1	0-1	0-0	0 1 1	0 0	0	1	0	0	0 0 8
Team					1 1 2		0				
Totals		31-66	8-24	16-24	7 30 37	19 17	86	24	8	11	6 5 15

Technical Fouls: NONE

Pittsburgh - 71 Record: 4-1

NO. Name	Min	FG M-A	3P M-A	FT M-A	Rebounds OR DR TOT	Fouls PF FD	TP	AS	TO	ST	Blocks BS BA +/-
2 Blake Hinson	F 36:17	5-15	3-9	3-7	1 2 3	2 3	16	2	1	1	0 2 -8
55 Zack Austin	F 23:15	3-6	0-3	4-5	2 7 9	0 3	10	0	1	1	0 0 4
3 Federico Federico	C 23:26	0-0	0-0	1-2	1 3 4	4 1	1	2	1	0	3 0 -8
5 Ishmael Leggett	G 35:12	7-20	3-8	2-2	3 6 9	4 4	19	1	4	2	0 2 -10
7 Carlton Carrington	G 35:28	6-15	2-7	0-1	2 2 4	2 2	14	7	3	0	0 2 -10
25 Guillermo Diaz Graham	16:34	1-5	1-3	0-0	0 3 3	6 3	3	2	1	1	0 -7
15 Jaland Lowe	09:20	1-3	0-1	0-0	0 2 2	0 0	2	0	0	0	0 0 -10
24 William Jeffress	13:14	1-3	1-2	0-0	0 3 3	1 1	3	0	1	0	0 0 -16
31 Jorge Diaz Graham	07:14	0-1	0-1	3-4	1 1 2	1 3	2	1	0	0	0 0 -10
Team					2 2 4		0				
Totals		24-68	10-34	13-21	15 31 46	17 19	71	17	14	5	6 5 15

Technical Fouls: NONE

Biggest lead	FLA	PIT	Points from Turnovers	FLA	PIT	Period by Period Scoring
	15 (2 nd 7:55)	9 (1 st 12:14)	19	7		1st 2nd TOT
Best Scoring Run	9 (2 nd 9:52)	7 (1 st 18:32)	Paint	44	26	FLA 39 47 86
Lead Changes	3	3	Second Chance	2	17	PIT 34 37 71
Times Tied	6	6	Fast Breaks	24	2	
Time with Lead	18:49	15:45	Bench	28	11	

Official Basketball Box Score - Final
Oregon St. at Pittsburgh
 11/22/23 Barclays Center, Brooklyn, NY
 2023 Novavax NIT Preseason Tip-Off
 Game Time: 3:00 PM
 Game Duration: 1:57
 Officials: Anthony Jordan, Ed Corliss, Trey Styons

Oregon St. - 51 Record: 3-3

NO. Name	Min	FG M-A	3P M-A	FT M-A	Rebounds OR DR TOT	Fouls PF FD	TP	AS	TO	ST	Blocks BS BA +/-
34 Tyler Blodeau	F 26:51	4-10	0-4	2-2	1 3 4	3 2	10	2	1	0	0 -4
24 KC Bekwe	C 22:02	4-8	0-0	1-3	1 5 6	3 4	9	0	0	1	0 0 -15
0 Jordan Pope	G 34:40	4-10	1-5	2-2	0 0 0	0 2	11	4	2	1	0 0 -18
1 Christian Wright	G 33:07	1-4	0-2	0-0	0 1 1	0 1	2	2	0	0	0 1 -20
4 Dexter Alkanno	G 33:07	2-7	0-4	8-10	1 4 5	2 6	12	2	0	0	0 0 -22
15 Chol Marial	06:09	0-1	0-0	0-0	0 3 3	2 0	0	0	2	0	0 0 -5
5 Justin Rochelin	08:32	0-4	0-3	0-0	0 0 0	1 0	0	0	0	0	0 1 -9
12 Michael Rataj	13:15	1-2	0-0	0-0	0 3 3	1 2	2	1	1	1	0 0 -15
11 DaJohn Craig	05:04	0-3	0-1	0-0	0 1 1	0 0	0	0	0	0	0 0 -6
22 Thomas Ndong	09:27	1-2	1-2	0-0	1 0 1	4 0	3	0	1	0	0 0 -9
3 Gavin Marrs	02:16	0-0	0-0	0-1	1 1 0	0 0	0	0	0	0	0 0 -2
2 Josiah Lake II	15:54	0-1	0-0	2-2	2 2 4	3 1	2	0	1	3	0 0 1
14 Jayden Stevens	01:57	0-0	0-0	0-2	0 0 0	1 0	0	0	0	0	0 0 -1
Team					2 0 2		0		2		
Totals		17-52	2-21	15-21	8 23 31	19 19	51	11	14	8	0 3 -25

Technical Fouls: NONE

Pittsburgh - 76 Record: 5-1

NO. Name	Min	FG M-A	3P M-A	FT M-A	Rebounds OR DR TOT	Fouls PF FD	TP	AS	TO	ST	Blocks BS BA +/-
2 Blake Hinson	F 32:00	6-17	3-11	2-3	2 0 2	2 2	17	2	1	1	0 0 24
55 Zack Austin	F 26:31	5-9	3-6	6-8	3 5 8	2 5	19	1	0	2	0 0 26
33 Federico Federico	C 25:47	3-3	0-0	4-4	4 1 5	4 2	10	0	0	2	0 2 27
5 Ishmael Leggett	G 31:55	6-12	1-4	2-2	3 4 7	1 4	15	3	1	1	0 0 29
7 Carlton Carrington	G 26:23	1-5	0-3	3-3	0 6 6	4 3	5	2	0	0	0 0 8
25 Guillermo Diaz Graham	14:13	0-4	0-3	2-2	0 3 3	4 1	2	0	2	1	0 0 -2
24 William Jeffress	08:00	0-1	0-0	1-2	0 2 2	0 1	1	0	0	0	0 0 0
31 Jorge Diaz Graham	12:02	2-3	1-2	0-0	3 1 4	0 1	5	0	1	0	0 0 -1
15 Jaland Lowe	18:16	1-5	0-1	0-0	1 2 3	1 0	2	3	1	0	0 0 13
8 Michael Huetit Jr.	03:24	0-0	0-0	0-0	0 2 2	1 0	0	0	0	0	0 0 0
12 KJ Marshall	01:29	0-1	0-1	0-0	0 0 0	0 0	0	0	1	0	0 0 0
Team					1 1 2		0				
Totals		24-60	8-31	20-24	17 27 44	19 19	76	15	11	6	3 0 25

Technical Fouls: NONE

Biggest lead	OSU	PIT	Points from Turnovers	OSU	PIT	Period by Period Scoring
	2 (1 st 19:08)	25 (2 nd 3:24)	11	18		1st 2nd TOT
Best Scoring Run	6 (1 st 8:24)	8 (2 nd 12:05)	Paint	22	32	OSU 27 24 51
Lead Changes	1	1	Second Chance	7	26	PIT 39 37 76
Times Tied	0	0	Fast Breaks	4	2	
Time with Lead	00:12	38:56	Bench	7	10	

Official Basketball Box Score - Final
Missouri at Pitt
 11/28/23 Paterson Events Center, Pittsburgh
 2023-24 Men's Basketball
 Game Time: 7:30 PM
 Game Duration: 2:06
 Attendance: 7,390
 Officials: Ted Valentine, Bert Smith, Clairence Armstrong

Missouri - 71 Record: 6-2

NO. Name	Min	FG M-A	3P M-A	FT M-A	Rebounds OR DR TOT	Fouls PF FD	TP	AS	TO	ST	Blocks BS BA +/-
23 Aidan Shaw	F 19:59	2-2	0-0	0-0	1 3 4	2 0	4	0	0	1	0 -7
35 Noah Carter	F 27:38	5-9	1-2	2-2	0 8 8	4 2	13	2	1	0	0 1 18
2 Tamar Bates	G 19:39	4-8	2-3	2-2	1 1 2	1 2	12	0	0	0	0 1 -2
10 Nick Honor	G 23:13	0-6	0-3	0-1	1 0 1	4 2	0	4	1	0	0 0 -4
55 Sean East II	G 33:42	7-13	3-4	4-6	0 5 5	4 3	21	4	5	1	0 0 14
0 Jordan Butler	06:47	0-0	0-0	0-0	0 0 0	2 0	0	0	0	0	0 0 -3
14 Anthony Robinson II	13:16	2-5	0-2	1-1	1 1 2	1 3	5	1	0	3	0 1 1
31 Caleb Grill	25:42	4-8	2-5	0-0	3 2 5	2 1	10	1	0	1	0 0 1
11 Trent Pierce	03:44	0-1	0-1	0-2	0 0 0	0 1	0	0	0	0	0 0 -4
75 Connor Vanover	20:40	3-8	0-2	0-0	3 4 7	0 0	6	1	1	0	2 0 9
4 Curt Lewis	04:28	0-0	0-0	0-0	1 1 0	0 0	0	1	0	0	0 0 7
45 Mabor Majak	01:12	0-0	0-0	0-0	0 0 0	0 0	0	0	0	0	0 0 1
Team					1 0 1		0		3		
Totals		27-60	8-22	9-14	11 25 36	20 14	71	14	10	6	4 3 7

Technical Fouls: NONE

Pitt - 64 Record: 5-2

NO. Name	Min	FG M-A	3P M-A	FT M-A	Rebounds OR DR TOT	Fouls PF FD	TP	AS	TO	ST	Blocks BS BA +/-
2 Blake Hinson	F 38:41	7-12	5-8	3-6	0 5 5	1 3	22	1	0	0	0 0 -10
55 Zack Austin	F 32:09	1-4	1-2	2-2	0 4 4	1 1	5	0	0	1	2 0 -7
3 Federico Federico	C 23:33	0-2	0-0	3-6	5 1 6	1 5	3	0	0	0	2 0 -6
5 Ishmael Leggett	G 32:10	1-8	0-5	8-8	1 6 7	2 5	10	3	6	2	0 1 -1
7 Carlton Carrington	G 36:14	4-14	1-7	4-4	1 6 7	3 2	13	4	3	0	1 0 -8
25 Guillermo Diaz Graham	16:27	2-2	0-0	1-1	1 1 2	3 2	5	0	0	0	0 0 -1
15 Jaland Lowe	11:36	1-1	0-0	2-2	0 0 0	1 1	4	0	2	0	0 0 -5
24 William Jeffress	03:18	0-1	0-0	0-0	0 0 0	0 0	0	0	0	0	0 0 1
31 Jorge Diaz Graham	05:52	0-3	0-2	2-2	1 1 2	2 1	2	0	0	1	1 0 2
Team					0 0 0		0				
Totals		16-47	7-25	25-31	9 24 33	14 20	64	8	11	4	3 4 -7

Technical Fouls: NONE

Biggest lead	Mizzou	Pitt	Points from Turnovers	Mizzou	Pitt	Period by Period Scoring
	10 (2 nd 5:58)	6 (1 st 7:41)	9	11		1st 2nd TOT
Best Scoring Run	8 (2 nd 13:03)	8 (1 st 7:41)	30	12		Mizzou 38 33 71
Lead Changes	15	3	Second Chance	11	13	Pitt 35 29 64
Times Tied	8	8	Fast Breaks	5	6	
Time with Lead	24:29	11:42	Bench	21	11	

Official Basketball Box Score - Final
Clemson at Pitt
 12/03/23 Paterson Events Center, Pittsburgh
 2023-24 Men's Basketball
 Game Time: 2:00 PM
 Game Duration: 2:00
 Attendance: 7,713
 Officials: Brian O'Connell, Brent Hampton, Tony Henderson

Clemson - 79 Record: 7-0 (1-0)

NO. Name	Min	FG M-A	3P M-A	FT M-A	Rebounds OR DR TOT	Fouls PF FD	TP	AS	TO	ST	Blocks BS BA +/-
4 Ian Schiefelbin	F 26:23	3-7	0-0	2-2	7 10 17	3 3	8	0	1	1	0 1 5
21 Chauncey Wiggins	F 30:32	4-11	2-8	2-2	0 3 3	2 1	12	1	1	0	0 0 9
24 PJ Hall	F 33:45	9-14	3-6	1-3	1 10 11	4 3	22	3	3	1	0 4
1 Chase Hunter	G 28:09	1-9	0-5	2-2	0 1 1	4 2	4	5	2		

2023-24 BOX SCORES

Official Basketball Box Score - Final
Pitt at West Virginia
 12/06/23 WVU Coliseum, Morgantown, W.Va.
 2023-24 Men's Basketball
 Game Time: 9:00 PM
 Game Duration: 1:53
 Attendance: 12,301
 Officials: Doug Simons, Jamie Luckie, Ray Nail

Pitt - 80													Record: 6-3															
NO.	Name	Min	FG	3P	FT	Rebounds	Fouls	TP	AS	TO	ST	Blocks	+/-	Shooting By Period														
			M/A	M/A	M/A	OR DR TOT	PF					BS BA		1st	2nd	3rd	4th	OT	FT%	1st	2nd	3rd	4th	OT				
2	Blake Hinson	F	34:37	10-19	9-15	0-0	1 6 7	3 3	29	0	1	0	0	9	1st FG%	13-34	38.2%											
55	Zack Austin	F	16:50	0-3	0-3	0-0	0 2 2	0 0	0	0	0	1	0	0	3PT%	1-1	100%											
33	Federiko Federiko	C	14:05	0-1	0-0	0-0	1 1 2	4 0	0	0	3	0	1	0	2nd FG%	16-28	57.1%											
5	Ishmael Leggett	G	20:44	3-7	0-2	4-4	0 2 2	2 2	10	0	0	0	1	7	3PT%	1-5	46.7%											
7	Carlton Carrington	G	38:52	6-13	3-8	1-1	1 3 4	1 2	16	9	1	1	0	19	GM FG%	29-62	46.8%											
31	Jorge Diaz Graham	G	14:50	1-5	0-0	0 6 6	1 2	3	2	1	1	0	0	9	3PT%	15-38	42.1%											
25	Guillermo Diaz Graham	G	25:02	6-7	3-4	0-0	0 0 0	3 3	1	0	0	1	1	22	FT%	6-7	85.7%											
24	William Jeffress	G	25:51	0-2	0-1	1-2	3 6 9	3 3	1	0	1	1	1	22	Dead Ball Rebounds: 1, 0													
15	Jaland Lowe	G	09:08	3-4	0-0	0-0	0 0 0	0 0	6	1	0	0	0	1	Team													
Team						0 2 2				0 0		0 0																
Totals		29-62		16-38		6-7		6 27 33		17 12		80		12 6 4 4 4 17		Technical Fouls:Leggett 1st 19:16												

West Virginia - 63													Record: 3-5															
NO.	Name	Min	FG	3P	FT	Rebounds	Fouls	TP	AS	TO	ST	Blocks	+/-	Shooting By Period														
			M/A	M/A	M/A	OR DR TOT	PF					BS BA		1st	2nd	3rd	4th	OT	FT%	1st	2nd	3rd	4th	OT				
9	Offi Naveh	F	35:00	5-13	1-5	0-0	0 4 4	1 3	11	3	1	0	0	-8	1st FG%	11-27	40.7%											
11	Quinn Stazinski	F	34:36	6-11	1-4	9-10	0 6 6	2 6	22	1	3	0	0	-5	3PT%	2-10	20.0%											
22	Josiah Harris	F	26:23	0-5	0-4	1-2	0 2 2	3 1	1	2	1	0	0	1	FT%	11-12	91.7%											
7	Jesse Edwards	C	34:35	8-11	0-1	4-4	2 7 9	2 2	20	0	2	0	2	-14	2nd FG%	11-26	42.3%											
2	Kobe Johnson	G	35:11	2-7	0-1	2-2	1 4 5	1 1	6	4	1	2	1	-23	3PT%	1-10	10.0%											
13	Akoki Akok	G	07:36	0-2	0-1	0-0	1 1 2	0 1	0	0	0	0	2	-8	GM FG%	22-53	41.5%											
14	Seth Wilson	G	21:50	1-3	1-3	0-0	0 2 2	3 0	3	1	0	0	0	-24	3PT%	3-20	15.0%											
24	Pat Suemnick	G	03:13	0-1	0-0	0-0	0 0 0	0 0	0	1	0	0	0	-7	FT%	16-18	88.9%											
5	Jeremiah Bembry	G	01:36	0-0	0-0	0-0	0 0 0	0 0	0	0	0	0	0	3	Dead Ball Rebounds: 1, 0													
Team						1 1 2				0 0		0 0																
Totals		22-53		3-20		16-18		5 27 32		13 16		63		11 9 2 4 4 -17		Technical Fouls:Edwards 2nd 12:13												

Biggest lead	PITT		WVU		Points from Turnovers	Paint	Second Chance	Fast Breaks	Bench	Period by Period Scoring		
	1st	2nd	TOT	1st						2nd	TOT	
20 (2nd 3:26)	6	11	16	29	17	10	0	6	25	3	3	6
Best Scoring Run	10 (1st 8:46)		8 (1st 16:29)		20	36	0	6	25	3	3	6
Lead Changes	8		8		PITT	36	44	80	WVU	35	28	63
Times Tied	2		2									
Time with Lead	27:03		10:58									

Official Basketball Box Score - Final
Canisius at Pitt
 12/09/23 Petersen Events Center, Pittsburgh
 2023-24 Men's Basketball
 Game Time: 6:00 PM
 Game Duration: 1:58
 Attendance: 7,808
 Officials: Roger Ayers, Clarence Armstrong, Raymie Snytons

Canisius - 71													Record: 6-5															
NO.	Name	Min	FG	3P	FT	Rebounds	Fouls	TP	AS	TO	ST	Blocks	+/-	Shooting By Period														
			M/A	M/A	M/A	OR DR TOT	PF					BS BA		1st	2nd	3rd	4th	OT	FT%	1st	2nd	3rd	4th	OT				
4	Youn Fritz	F	16:19	2-2	0-0	0-0	0 0 0	2 0	4	1	0	0	0	-6	1st FG%	14-27	51.9%											
23	Frank Mitchell	F	27:37	6-8	0-0	0-0	0 9 9	2 0	12	1	4	2	0	-11	3PT%	7-17	41.2%											
0	Tre Drinkins	G	38:18	5-12	3-8	2-2	0 1 1	2 2	15	3	2	1	0	-10	FT%	6-6	100%											
5	Siem Ujendaaal	G	38:31	6-8	1-2	5-5	0 6 6	2 4	18	5	4	0	0	-13	2nd FG%	12-22	54.5%											
21	TJ Gadsden	G	34:33	1-6	1-5	3-3	2 3 5	2 1	6	3	1	0	0	-12	3PT%	2-7	28.6%											
12	Bryce Okpoh	G	24:41	3-6	1-3	0-0	1 1 2	2 0	7	0	2	0	0	-8	FT%	4-4	100%											
3	Cam Palesse	G	08:38	1-2	1-1	0-0	0 0 0	1 1	3	1	0	0	0	-2	GM FG%	26-49	53.1%											
2	TJ Porter	G	11:23	2-5	2-5	0-0	0 1 1	2 0	6	0	0	0	0	3	3PT%	9-24	37.5%											
Team						0 1 1				0 1		0 1																
Totals		26-49		9-24		10-10		3 22 25		15 8		71		14 15 3 1 1 -11		Technical Fouls:NONE												

Pitt - 82													Record: 7-3															
NO.	Name	Min	FG	3P	FT	Rebounds	Fouls	TP	AS	TO	ST	Blocks	+/-	Shooting By Period														
			M/A	M/A	M/A	OR DR TOT	PF					BS BA		1st	2nd	3rd	4th	OT	FT%	1st	2nd	3rd	4th	OT				
2	Blake Hinson	F	36:41	8-13	3-4	7-7	1 4 5	3 4	26	0	1	0	0	15	1st FG%	15-28	53.6%											
55	Zack Austin	F	05:43	0-0	0-0	0-0	0 2 2	0 1	0	1	0	0	0	0	3PT%	5-12	41.7%											
33	Federiko Federiko	C	19:10	2-2	0-0	1-2	1 0 1	1 2	5	1	2	0	0	0	FT%	5-8	62.5%											
5	Ishmael Leggett	G	36:01	5-9	3-5	0-1	4 4 5	0 2	13	5	1	1	0	16	2nd FG%	16-30	53.3%											
7	Carlton Carrington	G	31:57	7-16	2-9	0-0	4 4 2	1 16	5	2	1	1	0	13	3PT%	7-12	58.3%											
24	William Jeffress	G	21:39	2-6	2-2	0-0	2 1 3	0 1	6	0	0	1	0	-7	FT%	3-4	75%											
25	Guillermo Diaz Graham	G	20:50	3-4	1-1	0-2	1 1 2	2 7	7	1	1	0	0	-1	GM FG%	31-58	53.4%											
15	Jaland Lowe	G	13:42	2-5	0-1	0-0	0 2 2	0 1	4	1	1	2	0	-5	3PT%	12-54	22.2%											
31	Jorge Diaz Graham	G	14:17	2-3	1-2	0-0	0 0 0	0 1	5	2	0	3	0	0	-2	FT%	8-12	66.7%										
Team						0 1 1				0 1		0 1																
Totals		31-58		12-24		8-12		6 19 25		15 8		82		16 8 8 1 1 11		Technical Fouls:NONE												

Biggest lead	Can		Pitt		Points from Turnovers	Paint	Second Chance	Fast Breaks	Bench	Period by Period Scoring		
	1st	2nd	TOT	1st						2nd	TOT	
7 (2nd 13:15)	11	11	22	33	17	10	0	6	25	3	3	6
Best Scoring Run	8 (2nd 15:51)		9 (2nd 10:34)		26	34	0	6	25	3	3	6
Lead Changes	15		10		Can	41	30	71	Pitt	40	42	82
Times Tied	8		8									
Time with Lead	13:42		22:00									

Official Basketball Box Score - Final
South Carolina State at Pitt
 12/16/23 Petersen Events Center, Pittsburgh, PA
 2023-24 Men's Basketball
 Game Time: 2:00 PM
 Game Duration: 2:01
 Attendance: 8,379
 Officials: Leslie Jones, Sean Hill, Kelen Miller

South Carolina State - 50													Record: 3-9												
NO.	Name	Min	FG	3P	FT	Rebounds	Fouls	TP	AS	TO	ST	Blocks	+/-	Shooting By Period											
			M/A	M/A	M/A	OR DR TOT	PF					BS BA		1st	2nd	3rd	4th	OT	FT%	1st	2nd	3rd	4th	OT	
4	Caleb McCarty	F	21:56	1-4	0-0	0-0	1 3 4	2 0	2	1	0	3	1	-15	1st FG%	8-31	25.8%								
13	Drayton Jones	F	16:13	2-2	0-0	0-0	0 0 0	5 0	4	0	2	0	0	-3	3PT%	2-13	15.4%								
55	Davion Everett	F	24:59	0-6	0-1	2-2	1 1 2	3 1	2	1	1	3	-30	FT%	2-2	100%									
12	Mitchell Taylor	G	16:06	3-6	0-1	0-0	1 3 4	0 1	6	0	3	0	0	-19	2nd FG%	8-26	30.8%					</			

2023-24 BOX SCORES



Official Basketball Box Score - Final
Pittsburgh at Syracuse
 12/03/24 JMA Wireless Dome, Syracuse
 2023-24 Men's Basketball

Game Time: 12:00 PM
 Game Duration: 2:08
 Attendance: 20,642

Officials: Ron Groover, Jeffery Anderson, Clarence Armstrong

Pittsburgh - 73

Record: 9-4 (0-2)

NO. Name	Min	FG		3P		FT		Rebounds		Fouls		TP	AS	TO	ST	Blocks			+/-
		M-A	M-A	M-A	M-A	OR	DR	TOT	PF	FD	BS					BA	BL		
2 Blake Hinson	F 37:42	3-12	1-7	4-7	1	3	4	5	6	11	0	3	1	0	0	0	0	-9	
25 Guillermo Diaz Graham	F 18:59	5-9	3-4	1-4	2	3	5	3	3	14	0	3	2	2	1	3	3		
55 Zack Austin	F 19:20	3-4	3-3	0-0	1	3	4	1	0	9	1	1	1	0	0	0	-8		
5 Ishmael Leggett	G 29:03	2-10	0-2	1-2	1	2	3	1	4	5	0	0	0	0	2	-8			
7 Carlton Carrington	G 34:06	6-12	2-4	3-5	2	5	7	1	4	17	5	5	1	0	1	-10			
33 Federico Federico	21:01	3-4	0-0	0-2	2	3	5	3	1	6	1	2	0	1	1	-11			
24 William Jeffress	20:56	1-1	0-0	0-0	4	6	10	4	1	2	1	0	0	0	0	-1			
15 Jaland Lowe	16:51	3-8	1-3	2-4	0	0	0	1	1	9	4	0	0	0	1	2			
31 Jorge Diaz Graham	02:02	0-2	0-2	0-0	0	0	0	1	1	0	0	0	0	0	0	2			
Team					1	0	1			0		1							
Totals		26-62	10-25	11-24	14	25	39	19	21	73	12	15	5	3	6	-8			

Technical Fouls: NONE

Shooting By Period	
1 st FG%	14-31 45.2%
3PT%	5-9 55.6%
FT%	5-9 55.6%
2 nd FG%	12-31 38.7%
3PT%	5-16 31.3%
FT%	6-15 40%
GM FG%	26-62 41.9%
3PT%	10-25 40.0%
FT%	11-24 45.8%

Dead Ball Rebounds: 4/0



Official Basketball Box Score - Final
North Carolina at Pitt
 01/02/24 Petersen Events Center, Pittsburgh
 2023-24 Men's Basketball

Game Time: 7:00 PM
 Game Duration: 2:08
 Attendance: 9,770

Officials: Ted Valentine, Lee Cassel, Brian O'Connell

North Carolina - 70

Record: 10-3 (2-0)

NO. Name	Min	FG		3P		FT		Rebounds		Fouls		TP	AS	TO	ST	Blocks			+/-
		M-A	M-A	M-A	M-A	OR	DR	TOT	PF	FD	BS					BA	BL		
5 Armando Bacot	F 35:12	5-10	0-1	6-6	3	7	10	1	4	16	1	1	1	3	0	17			
55 Harrison Ingram	F 35:11	2-14	1-5	2-2	5	10	15	1	3	7	3	0	0	2	3	11			
2 Elliot Cadeau	G 14:36	2-2	0-0	0-1	0	0	0	4	3	4	2	2	0	0	0	7			
3 Cormac Ryan	G 32:27	3-9	0-2	4-4	1	6	7	4	2	10	0	2	0	1	15				
4 RJ Davis	G 36:53	6-16	3-6	0-0	3	3	1	0	15	4	3	1	0	3	10				
24 Jae'Lyn Withers	11:53	2-3	0-1	2-2	2	1	3	3	2	6	0	2	0	0	4				
7 Seth Trimble	23:23	3-7	1-1	3-4	2	4	6	3	3	10	1	1	1	0	5				
8 Paxson Wojcik	02:48	0-0	0-0	0-0	0	0	0	1	0	0	0	0	0	0	-3				
13 Jalen Washington	07:39	0-2	0-1	2-3	0	2	2	1	2	2	1	0	0	2	-1				
Team					3	2	5			0		0							
Totals		23-63	5-17	19-22	16	35	51	19	19	70	12	9	5	7	8	13			

Technical Fouls: NONE

Shooting By Period	
1 st FG%	11-35 31.4%
3PT%	3-12 25.0%
FT%	6-6 100%
2 nd FG%	12-28 42.9%
3PT%	2-5 40.0%
FT%	13-16 81.3%
GM FG%	23-63 36.5%
3PT%	5-17 29.4%
FT%	19-22 86.4%

Dead Ball Rebounds: 0/0

Syracuse - 81

Record: 10-3 (1-1)

NO. Name	Min	FG		3P		FT		Rebounds		Fouls		TP	AS	TO	ST	Blocks			+/-
		M-A	M-A	M-A	M-A	OR	DR	TOT	PF	FD	BS					BA	BL		
4 Chris Bell	F 18:57	2-8	0-4	0-0	0	2	2	3	1	4	1	1	0	0	1	-8			
10 Naeem McLeod	C 08:56	0-1	0-0	2-2	0	1	1	0	1	2	0	0	1	4	-3				
2 JJ Starling	G 35:46	4-9	1-3	0-0	0	1	1	1	0	9	3	1	2	0	1	6			
3 Judah Mintz	G 37:00	4-10	1-3	3-5	0	1	1	5	3	12	5	4	3	0	11				
5 Justin Taylor	G 14:57	0-1	0-1	2-2	0	3	3	0	1	2	0	1	0	0	-5				
1 Malq Brown	31:04	7-10	0-1	1-1	2	6	8	4	2	15	1	1	2	1	11				
24 Quadri Copeland	24:07	4-8	1-2	13-15	2	7	9	3	8	22	4	2	3	0	15				
13 Benny Williams	24:05	6-10	0-3	3-5	1	6	7	3	3	15	2	2	0	1	13				
0 Kyle Cuffe, Jr.	05:08	0-0	0-0	0-0	0	0	0	2	0	0	1	0	0	0	0				
Team					4	4	8			0		0							
Totals		27-57	3-17	24-30	9	31	40	21	19	81	16	13	12	6	3	8			

Technical Fouls: Team 1st 0-4/7

Shooting By Period	
1 st FG%	12-28 42.9%
3PT%	1-10 10.0%
FT%	5-6 83.3%
2 nd FG%	15-29 51.7%
3PT%	2-7 28.6%
FT%	19-24 79.2%
GM FG%	27-57 47.4%
3PT%	3-17 17.6%
FT%	24-30 80.0%

Dead Ball Rebounds: 2/0

Pitt - 57

Record: 9-5 (0-3)

NO. Name	Min	FG		3P		FT		Rebounds		Fouls		TP	AS	TO	ST	Blocks			+/-
		M-A	M-A	M-A	M-A	OR	DR	TOT	PF	FD	BS					BA	BL		
2 Blake Hinson	F 31:08	4-16	2-11	1-3	0	4	4	3	2	11	0	1	0	0	1	-9			
25 Guillermo Diaz Graham	F 24:44	4-11	1-6	1-2	2	2	4	2	1	10	0	1	2	4	0	-8			
55 Zack Austin	F 20:10	0-2	0-1	0-0	0	2	2	1	0	0	0	0	0	2	0	-7			
5 Ishmael Leggett	G 32:21	2-6	0-0	0-0	3	5	8	1	3	4	1	0	0	0	2	-11			
7 Carlton Carrington	G 36:23	6-17	2-8	6-7	0	4	4	2	7	20	2	2	0	1	0	-9			
33 Federico Federico	15:16	1-2	0-0	0-0	1	2	3	4	1	2	0	2	1	0	-5				
15 Jaland Lowe	24:27	4-8	0-1	2-2	0	3	4	2	10	2	2	1	0	1	-13				
31 Jorge Diaz Graham	11:41	0-4	0-2	0-1	4	1	5	1	3	3	0	1	1	0	-1				
24 William Jeffress	03:50	0-2	0-0	0-0	1	0	1	0	0	0	0	0	0	0	-2				
Team					3	4	7			0		1							
Totals		21-68	5-29	10-15	14	27	41	19	19	57	6	8	5	8	7	-13			

Technical Fouls: NONE

Shooting By Period	
1 st FG%	12-34 35.3%
3PT%	2-14 14.3%
FT%	2-2 100%
2 nd FG%	9-34 26.5%
3PT%	3-15 20.0%
FT%	21-33 63.6%
GM FG%	21-68 30.9%
3PT%	5-29 17.2%
FT%	10-15 66.7%

Dead Ball Rebounds: 3/0

	PIT		SYR		Points from	Turnovers	Paint	Second Chance	Fast Breaks	Bench	Period by Period Scoring			
	11 (2 nd 18:54)	11 (2 nd 1:26)	9 (1 st 0:39)	10 (2 nd 12:37)							1st	2nd	TOT	
Biggest lead											PIT	38	35	73
Best Scoring Run											SYR	30	51	81
Lead Changes	6													
Times Tied	7													
Time with Lead	14:23	20:25												

	UNC		Pitt		Points from	Turnovers	Paint	Second Chance	Fast Breaks	Bench	Period by Period Scoring			
	14 (2 nd 0:57)	7 (1 st 11:37)	8 (1 st 6:48)	6 (1 st 15:03)							1st	2nd	TOT	
Biggest lead											UNC	31	39	70
Best Scoring Run											Pitt	28	29	57
Lead Changes	3													
Times Tied	2													
Time with Lead	25:40	12:42												



Official Basketball Box Score - Final
Pittsburgh at Louisville
 01/06/24 KFC Yum! Center, Louisville
 2023-24 Men's Basketball

Game Time: 12:06 PM
 Game Duration: 1:58
 Attendance: 10,883

Officials: Bill Covington Jr., Mark Schurz, Nathan Farrell

Pittsburgh - 83

Record: 10-5 (1-3)

NO. Name	Min	FG		3P		FT		Rebounds		Fouls		TP	AS	TO	ST	Blocks			+/-
		M-A	M-A	M-A	M-A	OR	DR	TOT	PF	FD	BS					BA	BL		
2 Blake Hinson	F 34:14	5-14	3-9	8-8	2	1	3	3	4	21	0	3	1	0	1	10			
25 Guillermo Diaz Graham	F 26:29	2-6	0-3	1-2	4	2	6	2	6	5	2	1	1	0	0	4			
55 Zack Austin	F 37:39	7-13	4-9	2-2	1	2	3	1	1	20	3	0	4	1	0				

2023-24 BOX SCORES

NCAA Official Basketball Box Score - Final
Syracuse at Pitt
 01/16/24 Petersen Events Center, Pittsburgh
 2023-24 Men's Basketball
 Game Time: 7:00 PM
 Game Duration: 1:59
 Attendance: 7,708
 Officials: Ted Valentine, Bill Covington, Jr., Raymie Snyons

NO.	Name	Min	FG		3P		FT		Rebounds		Fouls		TP	AS	TO	ST	Blocks		+/-
			M/A	A	M/A	A	OR	DR	OR	DR	PF	FD					BS	BA	
1	Malik Brown	F 25:54	1-1	0-0	0-0	1-4	5	3	1	2	1	2	2	2	0	0	0	0	7
4	Chris Bell	F 16:10	4-5	2-3	0-0	0	0	0	0	10	1	0	0	0	0	1	1	1	11
2	JJ Starling	G 35:56	7-11	2-5	1-2	0	3	3	2	17	0	1	0	1	0	1	0	4	
3	Judah Mintz	G 38:47	3-13	1-1	7-8	1	8	9	3	9	14	5	3	2	0	3	12	12	
5	Justin Taylor	G 18:26	2-4	2-2	0-0	0	5	5	2	6	0	0	0	1	2	4	0	0	
24	Quadir Copeland	G 27:05	3-8	1-1	1-3	1	4	5	0	3	8	4	2	0	0	2	16	16	
0	Kyle Cuffe, Jr.	G 10:33	2-5	1-3	0-0	1	0	1	0	0	0	0	0	0	0	0	0	5	
13	Benny Williams	G 19:38	3-4	1-2	0-0	1	4	5	4	1	7	1	1	1	1	0	0	-5	
23	Peter Carey	G 06:50	0-2	0-0	0-0	0	1	1	4	0	0	1	0	0	0	0	0	1	
55	Mounir Hima	G 00:31	0-0	0-0	0-0	0	0	0	0	0	0	0	0	0	0	0	0	0	
Team			1	1	2					0	0								
Totals			25-53	10-17	9-13	6	30	36	18	15	69	13	9	5	3	8	11		

Pitt - 58 Record: 10-7 (1-5) Technical Fouls: Williams 2nd 13:37

NO.	Name	Min	FG		3P		FT		Rebounds		Fouls		TP	AS	TO	ST	Blocks		+/-
			M/A	A	M/A	A	OR	DR	OR	DR	PF	FD					BS	BA	
2	Blake Hinson	F 34:18	4-17	2-11	2-3	0	8	8	3	4	12	0	2	1	0	0	0	-16	
25	Guillermo Diaz Graham	F 18:41	1-3	0-1	0-0	0	2	5	4	1	2	2	2	0	1	0	1	1	
55	Zack Austin	F 27:02	2-6	0-2	1-2	1	1	2	1	2	5	0	0	0	3	0	0	-7	
7	Carlton Carrington	G 35:20	0-10	0-7	0-0	2	5	7	2	0	2	1	0	1	1	0	-12		
15	Jaland Lowe	G 32:04	8-15	1-2	3-4	1	2	3	0	4	20	3	1	1	0	0	-3		
5	Ishmael Leggett	G 16:47	3-6	2-2	0-0	3	1	4	2	3	8	1	2	0	1	1	-7		
33	Federiko Federiko	G 13:12	2-4	0-0	1-2	3	4	3	2	5	0	0	0	1	1	0	-1		
24	William Jeffress	G 20:19	3-3	0-0	0-0	1	2	3	1	1	6	1	0	1	1	0	-9		
31	Jorge Diaz Graham	G 02:17	0-1	0-0	0-0	0	0	0	0	0	0	1	0	0	0	0	-1		
Team			1	0	1					0	0								
Totals			23-65	5-26	7-11	15	25	40	16	17	58	11	10	3	8	3	-11		

Syr	Pitt	Points from Turnovers	Paint	Second Chance	Fast Breaks	Bench	Period by Period Scoring		
							1st	2nd	TOT
16 (2 nd 10:04)	6 (1 st 10:19)	5	16	14	30	20	37	32	69
9 (1 st 6:52)	9 (1 st 10:19)	8	10	10	15	20	26	32	58
31:53	05:34								

NCAA Official Basketball Box Score - Final
Pittsburgh at Duke
 01/20/24 Cameron Indoor Stadium, Durham
 2023-24 Men's Basketball
 Game Time: 8:00 PM
 Game Duration: 2:21
 Attendance: 9,314
 Officials: Ron Groover, Clarence Armstrong, John Galtney

Pittsburgh - 80 Record: 11-7 (2-5) Technical Fouls: Hinson 2nd 16:20

NO.	Name	Min	FG		3P		FT		Rebounds		Fouls		TP	AS	TO	ST	Blocks		+/-
			M/A	A	M/A	A	OR	DR	OR	DR	PF	FD					BS	BA	
2	Blake Hinson	F 36:42	9-10	7-7	1-2	1	7	8	4	2	24	0	2	0	0	1	7		
55	Zack Austin	F 37:08	2-6	0-4	2-2	2	3	5	2	11	6	1	0	0	3	0	9		
33	Federiko Federiko	C 27:23	4-5	0-0	1-3	1	4	5	4	9	2	1	0	2	1	11	11		
7	Carlton Carrington	G 25:47	3-9	1-2	2-2	0	2	5	1	9	2	2	0	0	0	12	12		
15	Jaland Lowe	G 29:07	6-16	2-5	3-4	0	0	1	3	17	6	0	2	0	0	5	5		
5	Ishmael Leggett	G 27:08	5-10	0-1	1-3	1	3	4	3	11	2	3	3	1	1	0	-9		
25	Guillermo Diaz Graham	G 12:37	2-3	0-1	0-0	2	2	4	2	4	0	0	0	1	0	0	-7		
24	William Jeffress	G 04:08	0-0	0-0	0-0	0	1	1	0	0	0	0	0	0	0	0	-8		
Team			2	1	3					0	2								
Totals			30-59	10-20	10-16	9	23	32	20	16	80	13	10	5	6	3	4		

Duke - 76 Record: 13-4 (4-2) Technical Fouls: NONE

NO.	Name	Min	FG		3P		FT		Rebounds		Fouls		TP	AS	TO	ST	Blocks		+/-
			M/A	A	M/A	A	OR	DR	OR	DR	PF	FD					BS	BA	
30	Kyle Filipowski	C 35:55	5-10	3-6	6-7	0	5	5	3	9	19	2	5	1	1	2	-10		
0	Jared McCain	G 37:58	7-14	3-8	3-4	0	1	1	1	20	1	1	1	0	1	0	-4		
1	Caleb Foster	G 35:16	4-9	3-5	5-6	1	5	6	3	16	5	1	3	0	0	0	-5		
2	Jaylen Blakes	G 12:49	0-0	0-0	2-2	0	0	0	4	2	2	0	1	0	0	-13			
5	Tyrese Proctor	G 37:19	3-10	2-7	3-5	0	5	3	2	11	1	1	0	0	2	-1			
15	Ryan Young	G 25:53	2-3	0-0	2-2	2	2	4	2	1	6	2	3	0	2	0	0		
12	TJ Power	G 03:41	1-3	0-2	0-0	1	2	0	0	2	0	0	0	0	1	4			
13	Sean Stewart	G 11:09	0-0	0-0	0-2	0	2	2	0	1	0	0	0	0	0	0	9		
Team			0	0	0					0	0								
Totals			22-49	11-28	21-28	4	21	25	16	19	76	11	11	6	3	6	-4		

Pitt	Duke	Points from Turnovers	Paint	Second Chance	Fast Breaks	Bench	Period by Period Scoring		
							1st	2nd	TOT
11 (1 st 11:10)	3 (1 st 7:16)	12	16	11	10	10	38	42	80
9 (1 st 17:46)	9 (1 st 9:50)	8	10	11	10	15	34	42	76
35:22	02:19								

NCAA Official Basketball Box Score - Final
Pittsburgh at Georgia Tech
 01/23/24 McCamish Pavilion, Atlanta
 2023-24 Men's Basketball
 Game Time: 7:00 PM
 Game Duration: 2:03
 Attendance: 3,612
 Officials: Jamie Lucke, Kipp Kissinger, Matt Potter

Pittsburgh - 72 Record: 12-7 (3-5) Technical Fouls: NONE

NO.	Name	Min	FG		3P		FT		Rebounds		Fouls		TP	AS	TO	ST	Blocks		+/-
			M/A	A	M/A	A	OR	DR	OR	DR	PF	FD					BS	BA	
2	Blake Hinson	F 31:56	3-8	1-4	2-2	0	6	6	4	1	9	1	2	0	1	1	-1		
55	Zack Austin	F 24:49	2-4	0-1	0-0	1	2	3	1	0	4	4	1	2	0	0	13		
33	Federiko Federiko	C 22:17	1-3	0-0	0-2	5	7	1	2	2	1	2	1	0	0	-9			
7	Carlton Carrington	G 38:24	6-10	2-5	5-6	1	5	6	0	3	19	3	2	1	0	10			
15	Jaland Lowe	G 35:14	4-9	2-5	2-3	0	3	3	2	3	12	3	2	2	1	0	-1		
5	Ishmael Leggett	G 28:18	4-11	1-2	5-6	0	4	4	1	3	14	1	1	0	1	2	12		
25	Guillermo Diaz Graham	G 16:54	4-5	2-2	2-2	1	1	2	5	4	12	0	1	1	0	15			
24	William Jeffress	G 02:08	0-0	0-0	0-0	0	0	0	0	0	0	0	0	0	0	1			
Team			1	1	2					0	0								
Totals			24-50	8-19	16-21	9	24	33	14	16	72	13	11	6	4	5	8		

Georgia Tech - 64 Record: 9-10 (2-6) Technical Fouls: NONE

NO.	Name	Min	FG		3P		FT		Rebounds		Fouls		TP	AS	TO	ST	Blocks		+/-
			M/A	A	M/A	A	OR	DR	OR	DR	PF	FD					BS	BA	
11	Baye Ndongo	F 33:25	7-12	0-0	3-4	2	6	8	1	3	17	0	4	1	2	0	-3		
22	Ibrahim Sacko	F 12:27	0-2	0-1	0-0	2	3	5	1	1	6	0	0	0	0	0	4		
2	Nathan George	G 37:52	3-10	2-7	2-2	1	0	1	2	3	10	4	1	0	1	1	-4		
13	Miles Kelly	G 17:26	0-1	0-0	0-0	2	2	3	0	0	2	1	0	0	0	0	-1		
14	Kowace Reeves	G 35:14	5-10	2-6	3-4	2	3	5	1	3	15	0	0	0	0	0	-7		
1	Kyle Sturdivant	G 25:18	5-10	2-3	2-2	1	1	2	1	14	3	0	2	0	1	0	-16		
3	Dallan "Daeb" Coleman	G 11:50	1-5	1-4	0-0	1	1	1	3	3	0	0	0	0	0	0	-4		
5	Tafara Capare	G 15:27	1-5	1-3	1-2	0	1	1	1	1	4	0	1	0	0	0	-9		
12	Tyshaun Claude	G 11:01	0-0	0-0	1-2														

2023-24 BOX SCORES



Official Basketball Box Score - Final
Wake Forest at Pitt
 01/31/24 Peterson Events Center, Pittsburgh
 2023-24 Men's Basketball

Game Time: 7:00 PM
 Game Duration: 2:07
 Attendance: 7,769

Officials: Lamar Simpson, Doug Simmons, Brent Hampton

Wake Forest - 72		Record: 13-7 (5-4)															
NO.	Name	Min	FG M-A	3P M-A	FT M-A	Rebounds OR DR TOT	Fouls PF FO	TP	AS	TO	ST	Blocks BS BA	+/-	Shooting By Period			
11	Andrew Carr	F 33:30	4-8	2-5	0-0	1 2 3	1 1	10	1	1	1	3	0	-11	1 st FG%	14-26	53.8%
4	Eltou Reid	C 37:07	7-11	0-1	0-0	5 5 10	4 2	14	2	4	1	1	3	-1	3PT%	3-8	37.5%
0	Kevin Miller	G 29:40	4-8	0-1	3-4	0 1 1	3 2	11	1	3	1	0	1	-8	FT%	6-7	85.7%
2	Cameron Hildreth	G 33:33	2-5	0-1	0-0	1 6 7	5 3	4	1	3	0	0	0	-15	2 nd FG%	14-34	41.2%
23	Hunter Sallis	G 37:16	9-20	2-7	2-2	1 5 6	3 4	22	3	2	1	1	0	2	3PT%	3-14	21.4%
20	Parker Friedrichsen	G 16:19	1-6	1-6	2-3	1 1 2	1 1	5	0	0	0	0	0	12	GM FG%	28-60	46.7%
25	Zach Keller	G 02:53	0-1	0-0	0-0	0 1 1	0 0	0	0	0	0	0	0	-4	3PT%	6-22	27.3%
30	Damari Monsanto	G 09:38	1-1	1-1	3-3	0 2 2	2 1	6	1	0	0	0	0	0	FT%	10-12	83.3%
10	Abramo Canka	G 00:04	0-0	0-0	0-0	0 0 0	0 0	0	0	0	0	0	0	0	Dead Ball Rebounds: 2, 1		
Team						3	0	3		0	2						
Totals			28-60	6-22	10-12	12 23 35	19 14	72	9	15	4	5	4	-5			

Pitt - 77		Record: 13-8 (4-6)															
NO.	Name	Min	FG M-A	3P M-A	FT M-A	Rebounds OR DR TOT	Fouls PF FO	TP	AS	TO	ST	Blocks BS BA	+/-	Shooting By Period			
2	Blake Hinson	F 36:20	6-10	2-4	3-4	0 2 2	2 6	17	0	1	0	0	0	3	1 st FG%	10-27	37.0%
55	Zack Austin	F 12:31	0-1	0-1	0-0	0 1 1	3 0	0	0	1	2	1	0	-5	3PT%	4-10	40.0%
33	Federiko Federiko	C 29:27	2-6	0-0	2-3	2 5 7	2 2	6	0	1	2	3	2	7	FT%	3-4	75%
7	Carlton Carrington	G 40:00	7-15	2-7	8-9	1 4 5	3 7	24	4	2	1	0	0	5	2 nd FG%	16-30	53.3%
15	Jaland Lowe	G 36:15	1-8	0-1	4-4	1 3 4	1 2	6	1	3	2	0	1	9	3PT%	4-9	44.4%
5	Ishmael Leggett	G 31:14	9-16	4-6	0-1	3 2 5	1 2	22	2	0	3	0	2	6	GM FG%	26-57	45.6%
25	Guillermo Diaz Graham	G 02:20	0-0	0-0	0-0	0 0 0	1 0	0	0	1	0	0	0	-7	3PT%	8-19	42.1%
24	William Jeffress	G 11:53	1-1	0-0	0-0	0 2 2	1 0	2	0	1	1	0	0	7	FT%	17-21	81.0%
Team						2	1	3		0	0				Dead Ball Rebounds: 2, 0		
Totals			26-57	8-19	17-21	9 20 29	14 19	77	7	10	11	4	5	5			

Wake		Pitt		Points from		Period by Period Scoring			
Biggest lead	12 (2 nd 19:15)	10 (2 nd 1:20)	Turnovers	9	14	1st	2nd	TOT	
Best Scoring Run	9 (2 nd 19:15)	7 (2 nd 15:30)	Paint	38	22	Wake	37	35	72
Lead Changes	1		Second Chance	9	10	Pitt	27	50	77
Times Tied	7		Fast Breaks	5	9				
Time with Lead	28:40	06:39	Bench	11	24				



2023-24 Pittsburgh Men's Basketball Combined Team Statistics All games

Game Records

Record	Overall	Home	Away	Neutral
ALL GAMES	13-8	8-5	4-2	1-1
CONFERENCE	4-6	1-4	3-2	0-0
NON-CONFERENCE	9-2	7-1	1-0	1-1

Score by Periods

Team	1st	2nd	OT	TOT
Pittsburgh	744	850	0	1594
Opponents	676	734	0	1410

Team Box Score

No.	Player				Total		3-Point		F-Throw		Rebounds											
		GP-GS	MIN	AVG	FG-FGA	FG%	3FG-3FGA	3FG%	FT-FTA	FT%	OFF	DEF	TOT	AVG	PF	DQ	A	TO	BLK	STL	PTS	AVG
2	HINSON, Blake	21-21	678:11	32.3	124-282	.440	70-170	.412	60-91	.659	22	85	107	5.1	48	1	14	27	3	11	378	18.0
7	CARRINGTON, Carlton	21-21	702:34	33.5	100-252	.397	37-130	.285	48-59	.814	13	98	111	5.3	44	1	92	39	6	12	285	13.6
5	LEGETT, Ishmael	20-14	568:18	28.4	87-208	.418	23-62	.371	50-61	.820	31	77	108	5.4	30	0	47	30	6	26	247	12.4
15	LOWE, Jaland	21-7	445:30	21.2	58-157	.369	16-51	.314	26-33	.788	7	41	48	2.3	24	0	54	27	1	16	158	7.5
25	DIAZ GRAHAM, Guillermo	21-7	382:38	18.2	55-108	.509	17-46	.370	24-41	.585	37	54	91	4.3	52	1	23	25	21	21	151	7.2
55	AUSTIN, Zack	21-19	495:52	23.6	50-116	.431	16-60	.267	32-42	.762	24	64	88	4.2	22	0	20	9	30	22	148	7.0
33	FEDERIKO, Federico	21-14	435:44	20.7	42-67	.627	0-0	.000	22-52	.423	53	49	102	4.9	55	1	21	21	28	13	106	5.0
31	DIAZ GRAHAM, Jorge	16-0	168:29	10.5	16-44	.364	9-31	.290	15-19	.789	16	24	40	2.5	14	0	12	11	5	7	56	3.5
8	HUEITT JR., Michael	5-0	39:20	7.9	7-10	.700	2-5	.400	0-2	.000	0	3	3	0.6	5	0	0	0	0	2	16	3.2
24	JEFFRESS, William	21-2	271:02	12.9	16-42	.381	4-14	.286	9-14	.643	22	32	54	2.6	25	0	7	8	6	15	45	2.1
12	MARSHALL, KJ	5-0	09:33	1.9	1-4	.250	1-4	.250	1-2	.500	0	0	0	0.0	0	0	2	1	0	0	4	0.8
21	STEVENSON, Vason	2-0	02:47	1.4	0-0	.000	0-0	.000	0-2	.000	0	1	1	0.5	0	0	0	0	0	0	0	0.0
Team											35	26	61					7				
Total		21	4200		556-1290	.431	195-573	.340	287-418	.687	260	554	814	38.8	319	4	292	205	106	145	1594	75.9
Opponents		21	4200		500-1201	.416	148-490	.302	262-345	.759	180	536	716	34.1	371	6	259	249	81	111	1410	67.1

Team Statistics

	UP	OPP
Scoring	1594	1410
Points per game	75.9	67.1
Scoring margin	+8.8	-
Field goals-att	556-1290	500-1201
Field goal pct	.431	.416
3 point fg-att	195-573	148-490
3-point FG pct	.340	.302
3-pt FG made per game	9.3	7.0
Free throws-att	287-418	262-345
Free throw pct	.687	.759
F-Throws made per game	13.7	12.5
Rebounds	814	716
Rebounds per game	38.8	34.1
Rebounding margin	+4.7	-
Assists	292	259
Assists per game	13.9	12.3
Turnovers	205	249
Turnovers per game	9.8	11.9
Turnover margin	+2.1	-
Assist/turnover ratio	1.4	1.0
Steals	145	111
Steals per game	6.9	5.3
Blocks	106	81
Blocks per game	5.0	3.9
Winning streak	1	-
Home win streak	1	-
Attendance	104598	64531
Home games-Avg/Game	13-8046	6-10755
Neutral site-Avg/Game	-	2-937

Team Results

Date	Opponent		Score	Att.
11/06/2023	N.C. A&T	W	100-52	6797
11/10/2023	Binghamton	W	89-60	7747
11/13/2023	FGCU	W	86-74	6567
11/17/2023	Jacksonville	W	107-56	7842
11/22/2023	vs Florida	L	71-86	1873
11/24/2023	vs Oregon St.	W	76-51	0
11/28/2023	Missouri	L	64-71	7390
12/03/2023	Clemson	L	70-79	7713
12/06/2023	at West Virginia	W	80-63	12301
12/09/2023	Canisius	W	82-71	7808
12/16/2023	South Carolina St.	W	86-50	8370
12/20/2023	Purdue Fort Wayne	W	62-48	7641
12/30/2023	at Syracuse	L	73-81	20642
01/02/2024	North Carolina	L	57-70	9770
01/06/2024	at Louisville	W	83-70	10883
01/09/2024	Duke	L	53-75	11476
01/16/2024	Syracuse	L	58-69	7708
01/20/2024	at Duke	W	80-76	9314
01/23/2024	at Georgia Tech	W	72-64	3612
01/27/2024	at Miami (FL)	L	68-72	7779
01/31/2024	Wake Forest	W	77-72	7769



2023-24 Pittsburgh Men's Basketball Combined Team Statistics In Conference games

Game Records

Record	Overall	Home	Away	Neutral
ALL GAMES	4-6	1-4	3-2	0-0
CONFERENCE	4-6	1-4	3-2	0-0
NON-CONFERENCE	0-0	0-0	0-0	0-0

Score by Periods

Team	1st	2nd	OT	TOT
Pittsburgh	306	385	0	691
Opponents	355	373	0	728

Team Box Score

No.	Player	Total			3-Point			F-Throw		Rebounds				Other Stats								
		GP-GS	MIN	AVG	FG-FGA	FG%	3FG-3FGA	3FG%	FT-FTA	FT%	OFF	DEF	TOT	AVG	PF	DQ	A	TO	BLK	STL	PTS	AVG
2	HINSON, Blake	10-10	344:39	34.5	53-130	.408	31-82	.378	25-40	.625	9	43	52	5.2	30	1	3	17	3	5	162	16.2
7	CARRINGTON, Carlton	10-10	356:54	35.7	45-126	.357	14-57	.246	28-35	.800	7	46	53	5.3	21	1	35	20	4	7	132	13.2
15	LOWE, Jaland	10-7	275:57	27.6	38-96	.396	11-30	.367	22-29	.759	5	23	28	2.8	15	0	28	14	1	11	109	10.9
5	LEGGETT, Ishmael	9-3	244:14	27.1	37-87	.425	11-23	.478	12-18	.667	11	23	34	3.8	14	0	11	7	3	8	97	10.8
55	AUSTIN, Zack	10-10	265:18	26.5	24-55	.436	9-29	.310	11-14	.786	10	20	30	3.0	11	0	12	4	15	14	68	6.8
25	DIAZ GRAHAM, Guillermo	10-5	165:13	16.5	20-49	.408	8-24	.333	9-14	.643	19	20	39	3.9	23	1	7	11	9	11	57	5.7
33	FEDERIKO, Federiko	10-5	217:38	21.8	20-32	.625	0-0	.000	5-18	.278	21	27	48	4.8	27	1	13	12	10	9	45	4.5
31	DIAZ GRAHAM, Jorge	5-0	36:23	7.3	1-11	.091	1-9	.111	5-6	.833	4	1	5	1.0	1	0	2	4	1	1	8	1.6
24	JEFFRESS, William	10-0	93:43	9.4	6-12	.500	1-4	.250	0-0	.000	8	12	20	2.0	15	0	4	2	2	4	13	1.3
Team											17	12	29				5					
Total		10	2000		244-598	.408	86-258	.333	117-174	.672	111	227	338	33.8	157	4	115	96	48	70	691	69.1
Opponents		10	2000		256-564	.454	85-233	.365	131-167	.784	98	270	368	36.8	171	2	135	115	42	53	728	72.8

Team Statistics

	UP	OPP
Scoring	691	728
Points per game	69.1	72.8
Scoring margin	-3.7	-
Field goals-att	244-598	256-564
Field goal pct	.408	.454
3 point fg-att	86-258	85-233
3-point FG pct	.333	.365
3-pt FG made per game	8.6	8.5
Free throws-att	117-174	131-167
Free throw pct	.672	.784
F-Throws made per game	11.7	13.1
Rebounds	338	368
Rebounds per game	33.8	36.8
Rebounding margin	-3.0	-
Assists	115	135
Assists per game	11.5	13.5
Turnovers	96	115
Turnovers per game	9.6	11.5
Turnover margin	+1.9	-
Assist/turnover ratio	1.2	1.2
Steals	70	53
Steals per game	7.0	5.3
Blocks	48	42
Blocks per game	4.8	4.2
Winning streak	1	-
Home win streak	1	-
Attendance	44436	52230
Home games-Avg/Game	5-8887	5-10446
Neutral site-Avg/Game	-	0-0

Team Results

Date	Opponent		Score	Att.
12/03/2023	Clemson	L	70-79	7713
12/30/2023	at Syracuse	L	73-81	20642
01/02/2024	North Carolina	L	57-70	9770
01/06/2024	at Louisville	W	83-70	10883
01/09/2024	Duke	L	53-75	11476
01/16/2024	Syracuse	L	58-69	7708
01/20/2024	at Duke	W	80-76	9314
01/23/2024	at Georgia Tech	W	72-64	3612
01/27/2024	at Miami (FL)	L	68-72	7779
01/31/2024	Wake Forest	W	77-72	7769