



# VIRGINIA TECH

## 2023-24 MEN'S BASKETBALL



13 NCAA APPEARANCES / 14 NIT APPEARANCES (2 CHAMPIONSHIPS) /  
19 ALL-ACC SELECTIONS / 10 ALL-AMERICANS / 20 NBA DRAFT PICKS

GAME 31

### THE MATCHUP

#### VIRGINIA TECH HOKIES

17-13, 9-10 ACC

**Head Coach:** Mike Young (Emory & Henry, 1986)  
**Record at Virginia Tech:** 90-64 (5th Season)  
**Career Record:** 389-308 (22nd Season)  
**vs. Notre Dame:** 6-3 (6-2 at VT)

VS

#### NOTRE DAME FIGHTING IRISH

12-18, 7-12 ACC

**Head Coach:** Micah Shrewsberry (Hanover, 1999)  
**Record at Notre Dame:** 12-18 (1st Season)  
**Career Record:** 64-97 (5th Season)  
**vs. Virginia Tech:** 1-1 (1-0 at ND)

GAME 31 | VIRGINIA TECH vs. NOTRE DAME - MARCH 9, 2024 | 2:30PM | ESPN | BLACKSBURG, VA. | CASSELL COLISEUM (8,925)

### BROADCAST INFORMATION

#### TV | ESPN

Jay Alter, PxP  
Malcolm Huckaby, Analyst

#### RADIO | VT Sports Network

Zach Mackey, PxP  
Mike Burnop, Analyst

#### VIDEO STREAM

ESPN.com and ESPN app

#### LIVE STATS

stats.hokiesports.com



@HokiesMBB



@NDmbb

### PROJECTED STARTERS

Virginia Tech	Ht.	Wt.	Yr.	Hometown	PPG	RPG	Other
G 3 Sean Pedulla	6-1	195	Jr.	Edmond, Okla.	15.7	4.3	2nd in ACC with 4.6 apg
G 0 Hunter Cattoor	6-3	200	Gr.	Orlando, Fla.	13.9	2.7	326 career 3FG (VT record)
G 2 MJ Collins	6-4	195	So.	Clover, S.C.	6.7	2.5	75 assists (2nd-most on team)
F 31 Robbie Beran	6-9	215	Gr.	Richmond, Va.	6.3	3.9	80.0 FT% (28-35)
F 15 Lynn Kidd	6-10	235	Sr.	Gainesville, Fla.	13.1	6.6	5 dbl-dbls on the season



### KEY STORYLINES

#### THE SERIES

- Tech enters Saturday's tilt with Notre Dame having won back-to-back games over Wake Forest and Louisville.
- In this season's first meeting, the Hokies had their six-game winning streak in the series snapped, 74-66, at Notre Dame. It was the longest active winning streak for Tech against an ACC foe.
- The all-time series is tied 10-10.
- Tech has a 3-4 record in Blacksburg, including a 79-73 victory in their last matchup at Cassell Coliseum on Jan. 15, 2022.
- Prior to this season, the Hokies' last loss to ND came

on March 7, 2020 in Mike Young's first season. The Irish won that game, 64-56, in South Bend.

- In Tech's last four wins against the Irish, the Hokies are averaging 81.5 ppg.

#### FIRST MATCHUP LOOKBACK

- Markus Burton had 16 points, eight assists and six steals, Braeden Shrewsberry scored 12 and Notre Dame defeated Virginia Tech 74-66 on Feb. 10 to snap a seven-game losing streak.
- Kebba Njie added 11 points for Notre Dame and the Fighting Irish made 13 of 17 free throws.
- Hunter Cattoor scored 18

points, Mylyjael Poteat 14 and Pedulla 13 for Tech. Robbie Beran grabbed 13 rebounds.

#### SENIOR DAY SATURDAY

- Tech is set to recognize four players during a pregame ceremony on Saturday vs. Notre Dame: Mekhi Long, Robbie Beran, Mylyjael Poteat and Hunter Cattoor.
- The Hokies will also celebrate five managers during a media timeout: Chase Ackerman, Jack Campbell, Zach Hendrick, Caroline Susco and Cody Willett.

### 2023-24 SCHEDULE

#### RECORD

17-13

ACC	9-10
NON-CONFERENCE	8-3
HOME	13-2
AWAY	2-9
NEUTRAL	2-2

Date	Opponent	TV	Time/Result
11/6	Coppin State	ACGNX	W, 100-55
11/10	South Carolina <sup>1</sup>	ACGN	L, 77-79
11/15	Campbell	ACGNX	W, 60-44
11/19	Wofford	ACGNX	W, 98-76
11/23	Boise State <sup>2</sup>	ESPNU	W, 82-75
11/24	Iowa State <sup>2</sup>	ESPN2	W, 71-62
11/26	#19 Florida Atlantic <sup>2</sup>	ESPN	L, 50-84
11/29	at Auburn <sup>3</sup>	ESPN2	L, 57-74

12/3	Louisville <sup>*</sup>	ACGN	W, 75-68
12/9	Valparaiso	CW	W, 71-50
12/16	Vermont	ACGN	W, 73-51
12/21	American	ACGNX	W, 77-55
12/30	at Wake Forest <sup>*</sup>	ESPN2	L, 63-86

1/6	at Florida State <sup>*</sup>	ACGN	L, 74-77
1/10	#21 Clemson <sup>*</sup>	ESPN2	W, 87-72
1/13	Miami <sup>*</sup>	ACGN	L, 71-75
1/17	at Virginia <sup>*</sup>	ESPNU	L, 57-65
1/20	at NC State <sup>*</sup>	CW	W, 84-78
1/23	Boston College <sup>*</sup>	ACGN	W, 76-71
1/27	Georgia Tech <sup>*</sup>	ACGN	W, 91-67
1/29	#7 Duke <sup>*</sup>	ESPN	L, 67-77

2/3	at Miami <sup>*</sup>	ESPN	L, 74-82
2/10	at Notre Dame <sup>*</sup>	CW	L, 66-74
2/13	Florida State <sup>*</sup>	ESPNU	W, 83-75
2/17	at #7 North Carolina <sup>*</sup>	ACGN	L, 81-96
2/19	Virginia <sup>*</sup>	ESPN	W, 75-41
2/24	at Pitt <sup>*</sup>	CW	L, 64-79
2/27	at Syracuse <sup>*</sup>	ESPNU	L, 71-84

3/2	Wake Forest <sup>*</sup>	CW	W, 87-76
3/5	at Louisville <sup>*</sup>	ESPNU	W, 80-64
3/9	Notre Dame <sup>*</sup>	ESPNU	2:30 PM
3/12-16	ACC Tournament <sup>4</sup>	ESPN	-

All Times Eastern

\* - ACC Game

1 - Hall of Fame Series Charlotte (Charlotte, N.C.)

2 - ESPN Events Invitational (Orlando, Fla.)

3 - ACC/SEC Challenge (Auburn, Ala.)

4 - New York Life ACC Tournament (Washington, D.C.)



### CONTACT INFO

**Brian Cox** | Phone: (540) 250-0624  
Email: bcox90@vt.edu  
Associate AD, Creative Communications

**Will Copeland** | Phone: (757) 814-0930  
Email: cwil99@vt.edu  
Associate Director, Creative Communications

## QUICK FACTS

### THE BASICS

University Name: Virginia Tech  
 Location: Blacksburg, Va.  
 Founded: 1872  
 Enrollment: 37,000  
 President: Dr. Tim Sands  
 Director of Athletics: Whit Babcock  
 Nickname: Hokies  
 Mascot: HokieBird  
 Colors: Chicago Maroon and Burnt Orange  
 Affiliation: NCAA Division I  
 Conference: Atlantic Coast (18th Season)

### FACILITY FACTS

CASSELL COLISEUM  
 Capacity: 8,925  
 Record in Arena: 661-214 (.755)  
 First Game: VT vs. Alabama (Jan. 3, 1962)  
 Largest Crowd: 11,500 (vs. Purdue, Dec. 3, 1966)

### TEAM INFORMATION

2022-23 Record: 19-15  
 Home/Away/Neutral: 13-4/2-10/4-1  
 Conference Record: 8-12  
 Home/Away: 6-4/2-8  
 Conference Finish: 11th  
 Conference Tournament: Second Round  
 Starters Returning/Lost: 2/3  
 Letterwinners Returning/Lost: 5/3  
 Newcomers: 7

Total seasons: 116  
 First season: 1908-09  
 All-Time Record: 1,554-1,285  
 All-Time ACC Record: 155-191  
 All-Time ACC Tournament Record: 15-18  
 ACC Championship Game Appearances (Titles): 1 (1 - 2022)  
 NCAA Tournament Appearances (Last): 13 (2022)  
 All-Time NCAA Record: 8-13



## MEDIA INFORMATION

### CREDENTIALS

Outlets interested in obtaining credentials to cover Virginia Tech basketball home games must apply for credentials via: [media.hokiesports.com/credentials](http://media.hokiesports.com/credentials).

You may also email: [bcox90@vt.edu](mailto:bcox90@vt.edu).

All credentials for Virginia Tech home games this season will be issued on a single-game basis, and media seating is extremely limited.

### INTERVIEW POLICY

During ACC play, Mike Young conducts weekly media press conferences, via Zoom. To request the Zoom link for a particular week, please email Brian Cox ([bcox90@vt.edu](mailto:bcox90@vt.edu)).

**Gamedays:** Coach Mike Young and select players will be available to the media following a 10-minute cooling off period after the game. For home games, interviews of Coach Young and players will be conducted in-person in the Cassell Coliseum media center.

**Non-Gamedays:** All coach and player interview requests need to be arranged through the Virginia Tech Creative Communications Office - contact Brian Cox (c. 540-250-0624; e. [bcox90@vt.edu](mailto:bcox90@vt.edu)). Players and coaches should not be contacted directly under any circumstances.



## 2023-24 VIRGINIA TECH NUMERICAL ROSTER

No.	Name	Cl.	Pos.	Ht.	Wt.	Hometown	Previous School
0	Hunter Cattoor	Gr.	G	6-3	200	Orlando, Fla.	Bishop Moore
2	MJ Collins	So.	G	6-4	195	Clover, S.C.	Combine Academy
3	Sean Pedulla	Jr.	G	6-1	195	Edmond, Okla.	Edmond Memorial
4	Mekhi Long	Gr.	F	6-7	200	Bryans Road, Md.	Old Dominion
5	Patrick Wessler	r-Fr.	C	7-0	255	Matthews, N.C.	Combine Academy
10	Brandon Rechsteiner	Fr.	G	6-1	185	Acworth, Ga.	Etowah
11	John Camden	r-So.	F	6-8	220	Downingtown, Pa.	Memphis
13	Jaydon Young	Fr.	G	6-4	205	Goldsboro, N.C.	Greensboro Day School
15	Lynn Kidd	Sr.	C	6-10	235	Gainesville, Fla.	Clemson
23	Tyler Nickel	So.	G/F	6-7	220	Harrisonburg, Va.	North Carolina
31	Robbie Beran	Gr.	F	6-9	215	Richmond, Va.	Northwestern
33	Michael Ward	So.	G	6-2	175	Bethesda, Md.	Walt Whitman
34	Mylyjael Poteat	Sr.	F	6-9	265	Reidsville, N.C.	Rice
55	Conner Venable	Fr.	G	6-3	190	Washington, D.C.	The Heights School

## COACHING & SUPPORT STAFF

**Head Coach:** Mike Young (Emory & Henry, 1986)  
**Record at VT:** 90-64 (5th Year)  
**Overall Record:** 389-308 (22nd Year)  
**Assistant Coach:** J.D. Byers (1st Year)  
**Assistant Coach:** Kevin Giltner (5th Year)  
**Assistant Coach:** Christian Webster (8th Year)  
**Chief of Staff:** Stephanie Ballein (5th Year)  
**Special Assistant for Recruiting:** Matt Olinger (5th Year)  
**Director of Player Personnel:** Ryan Nadeau (6th Year)  
**Special Assistant to the Head Coach:** Ace Custis (5th Year)  
**Strength & Conditioning:** David Jackson (16th Year)  
**Athletic Trainer:** Hisham Ziyout (5th Year)

## PRONUNCIATION GUIDE

Hunter Cattoor	cuh-TOUR
Sean Pedulla	puh-DOOL-uh
Patrick Wessler	WES-lerr
Brandon Rechsteiner	WRECK-stein-er
Robbie Beran	BARE-in
Mylyjael Poteat	Muh-LIE-juhl POH-teet

## ROSTER BY CLASS

Freshmen (4)	Sophomores (4)	Juniors (1)	Seniors (5)
Brandon Rechsteiner	John Camden*	Sean Pedulla	Robbie Beran^
Jaydon Young	MJ Collins		Hunter Cattoor^
Conner Venable	Tyler Nickel		Lynn Kidd
Patrick Wessler*	Michael Ward		Mekhi Long^
			Mylyjael Poteat

\* = Redshirt  
 ^ = Graduate Student

## SOCIAL



## BY THE NUMBERS

# 49

Virginia Tech tallied **49 first-half points** at Louisville, which tied for the **most in a road game** in the Mike Young era. Tech also scored 49 in the first half at Pitt on Feb. 5, 2022.

# 13

The **Hokies** hit a season-high-tying **13 3-pointers** in their 80-64 win over Louisville on Tuesday. Tech also hit **13 threes** in wins over Coppin State and Clemson this season.

# 3

Lynn Kidd ranks **third** nationally in **field-goal percentage** at **66.1%**, only trailing AJ Braun of Wright State (69.7%) and Keeshawn Kellman of FGCU (68.8%).

## NOTEWORTHY

### RACE FOR THE FIRST-ROUND BYE

- The Hokies enter Saturday's regular-season finale in a three-way tie for eighth place in the ACC standings.
- If the season were to end today, they would be the No. 8 seed in next week's ACC tournament.
- Tech could climb as high as the No. 7 seed but no lower than the No. 10 seed.
- If the Hokies were to remain as the No. 8 seed, they would play against the No. 9 seed on Wednesday at noon in Washington, D.C.

Standing	Team	Record
7	Wake Forest	10-9
<b>8</b>	<b>Virginia Tech</b>	<b>9-10</b>
	NC State	9-10
	Florida State	9-10

### RESUME BUILDING

- Tech, ranked No. 54 in the NET, has plenty of work to do to improve its NCAA tournament chances (resume below).

Quad	Record
1	3-8
2	3-4
3	5-1
4	6-0

### EFFECTIVE HUNT

- Hunter Cattoor is one of the more underrated players in the ACC, perhaps because he does all the little things very well (screening, cutting, etc.).
- In ACC games alone, Cattoor leads the league in offensive rating (132.6) and is second in effective field-goal percentage (65.7%) per KenPom. He led the ACC in eFG% last season at 63.4% in league play.
- In ACC games alone, Cattoor is shooting 45.5% from three (45-99), which ranks first ahead of Syracuse's Chris Bell's 43.3% (52-120).

### DEVOTED TO DEVELOPMENT

- The Virginia Tech coaching staff takes great pride in player development and the numbers back that up.
- For the second straight season, the Hokies have at least one player in the top two of the ACC in points per game improvement from the prior season.
- Sean Pedulla ranked second in the ACC in 2022-23 in points per game improvement (+9.6). This season, Lynn Kidd and Tyler Nickel rank first and third, respectively, in

that category.

Player	22-23	23-24	Change
<b>Lynn Kidd (VT)</b>	<b>5.0</b>	<b>13.1</b>	<b>+8.1</b>
J.R. Konieczny (ND)	1.6	8.4	+6.8
<b>Tyler Nickel (VT)</b>	<b>2.1</b>	<b>8.6</b>	<b>+6.5</b>
Ryan Dunn (UVA)	2.7	8.4	+5.7
Isaac McKneely (UVA)	6.7	12.2	+5.5

### ALL GAS, NO BRAKES FOR PEDULLA

- Sean Pedulla ranks ninth among ACC players in conference-only scoring.
- He averages 16.7 points per game in ACC play.
- Mike Young joked that Pedulla is "all gas, there's not a brake on that boy."
- Sean Pedulla dialed up back-to-back 30-balls vs. then-No. 21 Clemson and Miami, earning him ACC player of the week honors on Jan. 15.
- He joined former teammate Grant Basile as the only two Tech men's basketball players since 2004 to have back-to-back games of at least 30 points.
- Pedulla's 13 made field goals against the Hurricanes tied Basile for the Virginia Tech single-game record for a player in an ACC game.

### PERFECT FROM THE LINE

- The Hokies went 16 for 16 from the free-throw line against Boston College. It was the first time since Nov. 13, 2022 Tech did not miss a free throw with double-digit attempts.
- The last time Tech hit at least 16 free throws without a miss was March 4, 2009 against No. 1 North Carolina in the ACC tournament in Atlanta, Ga. (17-17).
- VT ranks second in the ACC and sixth nationally in free-throw percentage at 79.2, trailing only Villanova (81.7), Princeton (81.2), Montana (80.2), Wake Forest (79.8) and Indiana State (79.7).

### DIALING IT UP FROM DEEP

- Tech hit 13 3-pointers at Louisville on March 5, marking the 13th time this season it has reached double-digit threes.
- The Hokies are 9-4 this season when knocking down at least 10 triples in a game.
- Under Mike Young, Tech is 44-12 when hitting double-digit threes in a game. Five of those losses came in Young's first season at VT.

### WE DON'T TURN THE BALL OVER HERE

- If one attends a VT men's basketball practice, you are almost guaranteed to hear head coach Mike Young say at some point: "We don't turn the ball over here."
- Over the last six seasons, only one Mike Young team has ranked outside the top 65 in the nation for turnovers per game - this one.

Season	Turnovers Per Game	Rank
<b>2023-24</b>	<b>11.1</b>	<b>102</b>
2022-23	9.9	12
2021-22	10.9	37
2020-21	11.6	63
2019-20	9.9	4
2018-19	10.9	30

### NEW KIDD ON THE BLOCK

- Lynn Kidd is one of the breakout stories in the ACC. From a player who only saw action in seven games his freshman season at Clemson\*, to averaging 13.1 points and 6.6 rebounds per game as a senior at Virginia Tech, Mike Young and his staff have developed a force to be reckoned with down low.

Season	PPG	RPG	MPG	FG%
2020-21*	1.1	1.0	4.7	.333
2021-22	0.7	1.1	2.5	.375
2022-23	5.0	3.4	12.7	.664
2023-24	13.1	6.6	23.0	.661

- Entering this weekend, here's where Kidd ranks among ACC players in a few statistical categories.

Stat	#	Rank
Rebounding	6.6	13th
FG%	.661	1st
FT%	.846	6th
Double-Doubles	5	10th

### HISTORY MADE IN HIS HOMETOWN

- Hunter Cattoor surpassed A.D. Vassallo for the most 3-pointers made in a career in program history against Boise State on Nov. 23. The record came in Cattoor's hometown of Orlando and was achieved in nine fewer games than Vassallo.

Seasons	Name	GP	3FG
<b>2019-pr.</b>	<b>Hunter Cattoor</b>	<b>148</b>	<b>326</b>
2005-09	A.D. Vassallo	133	267
2007-11	Malcolm Delaney	136	264
1986-89	Wally Lancaster	82	257
2014-18	Justin Bibbs	128	254

## HUNT IN HIS BAG OFF THE COURT, TOO

- This past June, Hunter Cattoor and longtime girlfriend Chloe Brooks got engaged.
- His IG caption read: "Added another ring to our collection." Cattoor won the 2022 ACC title, while Brooks, a guard for VT women's basketball, won the 2023 ACC championship en route to the program's first-ever Final Four.
- Chloe Brooks is the second of Tech women's basketball head coach Kenny Brooks' three daughters.

## YOUNG MOVING UP THE RANKS

- Mike Young is in his fifth season in Blacksburg and is tied for seventh in all-time wins at VT.

Name	Seasons	Record
Charles Moir	11 (1976-87)	213-119 (.642)
Seth Greenberg	9 (2003-12)	170-123 (.580)
Chuck Noe	7 (1955-62)	109-51 (.681)
Howie Shannon	7 (1964-71)	104-68 (.605)
Bill Foster	6 (1991-97)	101-78 (.564)
Buzz Williams	5 (2014-19)	100-69 (.592)
<b>Mike Young</b>	<b>5 (2019-pr.)</b>	<b>90-64 (.584)</b>
Don DeVoe	5 (1971-76)	88-45 (.662)

## NON-CON NO JOKE

- According to the KenPom rankings, Tech played the second-toughest nonconference schedule since the service began keeping the metric.

Season	Nonconference Schedule Ranking
2006-07	135
<b>2023-24</b>	<b>141</b>
2007-08	150
2011-12	152
2010-11	158
2021-22	174

## GRANDPA HUNT

- Hunter Cattoor played in his 137th career game last Tuesday vs. Boston College, setting a new program record. He passed Malcolm Delaney at 136 games played.
- "It's pretty cool, especially the whole kind of journey that I've had," Cattoor said. "And I wasn't supposed to be here. Early in my senior year, I thought I was going to be playing in the SoCon (originally committed to Wofford), so to have the most games at an ACC school is pretty cool and I feel super blessed."

## SEVEN STRAIGHT TRIPS TO THE POSTSEASON

- With the Hokies' selection into the 2023 NIT, they have now been selected for a postseason tournament in seven consecutive seasons.

Year	Postseason Tournament	Head Coach
2023	NIT	Mike Young
2022	NCAA	Mike Young
2021	NCAA	Mike Young
2019	NCAA	Buzz Williams
2018	NCAA	Buzz Williams
2017	NCAA	Buzz Williams
2016	NIT	Buzz Williams

- A pretty remarkable turnaround for a program that prior to 2017 had only gone to the NCAA Tournament once (2007) in 20 years. Tech has been to the Big Dance a total of 13 times in program history and 14 times to the NIT.

## SHENANDOAH VALLEY STAND UP!

- Tyler Nickel hails from Harrisonburg, Va., in the Shenandoah Valley, the home region of two other Commonwealth basketball greats in Dell Curry and Ralph Sampson. Curry went on to play at Virginia Tech, finishing as the program's No. 2 all-time leading scorer with 2,385 career points and was drafted by the Utah Jazz in 1986. Sampson was a three-time national player of the year at Virginia, before being drafted as the No. 1 overall pick in the 1983 NBA Draft.
- However, it is Nickel who is the Virginia High School League's all-time leading scorer with 2,909 career points, passing the likes of Mac McClung, J.J. Redick, Moses Malone, Alonzo Mourning, Grant Hill and Allen Iverson on the way to the top.



## ACC ACTIVE CAREER 3FG LEADERS

	NAME (SCHOOL)	3FG	GP
1.	Joe Girard III (Clemson)	388	155
2.	Darin Green, Jr. (Florida State)	367	143
3.	DJ Horne (NC State)	340	150
4.	<b>Hunter Cattoor (Virginia Tech)</b>	<b>326</b>	<b>148</b>
5.	Blake Hinson (Pitt)	292	126
6.	Nijel Pack (Miami)	288	112
7.	Cormac Ryan (North Carolina)	267	145
8.	RJ Davis (North Carolina)	257	131
9.	Damari Monsanto (Wake Forest)	190	80
10.	Casey Morsell (NC State)	168	147

## ACC ACTIVE CAREER 3FG% LEADERS

	NAME (SCHOOL)	3FG-3FGA	3FG%
1.	Alex Hemenway (Clemson)	124-289	42.9
2.	Isaac McKneely (Virginia)	120-283	42.4
3.	<b>Hunter Cattoor (Virginia Tech)</b>	<b>326-777</b>	<b>42.0</b>
4.	Nijel Pack (Miami)	288-712	40.4
5.	Jaeden Zackery (Boston College)	109-271	40.2
6.	DJ Horne (NC State)	340-870	39.1
	Jake Heidbreder (Clemson)	119-304	39.1
8.	Damari Monsanto (Wake Forest)	189-494	38.3
9.	Darin Green (Florida State)	367-965	38.0
10.	Blake Hinson (Pitt)	292-772	37.8

## VT CAREER GAMES PLAYED

	NAME (YEARS)	GP
1.	<b>Hunter Cattoor (2019-pr.)</b>	<b>148</b>
2.	Malcolm Delaney (2007-11)	136
3.	Dorenzo Hudson (2007-12)	135
4.	Ahmed Hill (2014-19)	134
	Jeff Allen (2007-11)	134
6.	Terrell Bell (2007-11)	133
	A.D. Vassallo (2005-09)	133
8.	Devin Wilson (2013-18)	129
	Erick Green (2009-13)	129
10.	Justin Bibbs (2014-18)	128
	Bobby Beecher (1982-86)	128

## VT CAREER 3FG%

	NAME (YEARS)	3FG-3FGA	3FG%
1.	Ty Outlaw (2015-19)	136-291	46.7
2.	Justin Bibbs (2014-18)	254-599	42.4
3.	<b>Hunter Cattoor (2019-pr.)</b>	<b>326-777</b>	<b>42.0</b>
4.	Eddie Lucas (1997-99)	121-294	41.2
5.	Jalen Cone (2019-21)	101-246	41.1

## TEAM COMPARISON

VT	Stat	ND
74.7	Points Per Game	63.1
70.4	Opponents Points Per Game	66.1
+4.3	Scoring Margin	-2.9
32.1	Rebounds Per Game	36.4
+0.3	Rebounding Margin	+2.0
.467	FG Percentage	.403
.452	FG Percentage Defense	.418
.359	3FG Percentage	.311
.345	3FG Percentage Defense	.330
8.4	3FG Made Per Game	7.5
.792	FT Percentage	.733
15.2	Assists Per Game	10.0
11.1	Turnovers Per Game	12.6

## DANCIN' IN BACK-TO-BACK SEASONS

- In previous seasons in Virginia Tech history, the fastest head coach to make the NCAA Tournament was in Year Three. Those Hokies were Howie Shannon, Charlie Moir and Buzz Williams.
- Therefore, with Mike Young doing so in Year Two, he became the fastest Tech coach to make The Dance.
- The Hokies have also never had a head coach lead them to the NCAA Tournament in two of their first three seasons.
- Mike Young becomes just the third head coach in program history to register multiple trips to the NCAA Tournament, joining Charlie Moir and Buzz Williams.
- Here's a rundown of the head coaches who have guided Tech to the NCAA Tournament.

Head Coach	NCAAT Years	# of App.
Charlie Moir	1979, 1980, 1985, 1986	4
Buzz Williams	2017, 2018, 2019	3
<b>Mike Young</b>	<b>2021, 2022</b>	<b>2</b>
Don DeVoe	1976	1
Bill Foster	1996	1
Seth Greenberg	2007	1
Howie Shannon	1967	1

## ONE BIG FAMILY

- The camaraderie between the VT men's and women's basketball teams as described by Hunter Cattoor:
- "I'd say it's like a whole big family there. We play and practice in the same facility, so we see them every day, whether that's working out on our own time or during lift and practice. We see them all around. We're saying hey to them. I know Coach Brooks is doing a great job over there with that team. But I look at them as family. ... I think it's great for both programs to be together and support each other and want each other to do well."

## 50 SPOT

- Tech shot over 50% in a game five times during the 2020-21 season - going 5-0.
- Since Young got to Blacksburg, the Hokies are 42-5 in contests shooting 50% or greater - only losses: vs. BYU (11/27/19), vs.

Miami (1/26/22), at College of Charleston (11/20/22), at Miami (1/31/23), vs. South Carolina (11/10/23).

- Since the 2010-11 season, Tech is 113-16 when shooting 50% or better.

## COACH HUNT


- Mike Young had never let a player install a play before in his 38 years of coaching. He'd never had a player like Hunter Cattoor before, though.
- "He wants to be a coach," Young said on Oct. 3. "I had him install [a play] yesterday. I don't think I've ever done that in 38 years as a coach.
- "He commands a great deal of admiration and respect for what he's done here. [It] permeates throughout the program. I think he has embraced that and has done quite a good job thus far, and it'll be very important for this bunch."
- With defense being a point of emphasis for the entire Tech team heading into the season, Cattoor's tutelage will be crucial — and the teaching role is one he hopes to continue into the future. H/T Jack Brizendine

## FOCUSED ON TEAM SUCCESS

- As Cattoor wraps up his career in Blacksburg this season, his focus will be on getting the team back to the top of the ACC — and he knows everyone's personal goals will come to fruition in the process.
- "At the end of the day, you want to go out on a high note. You want to compete for another ACC championship. You want to make it to the big dance and make a run," he said.
- "I think that's just the main thing to worry about — team success — and the individual success will come along." H/T Jack Brizendine

## BYERS BOUGHT IN ON DEFENSIVE END

- J.D. Byers was hired as an assistant coach in April, bringing 13 years of experience at the Division I level with him to Blacksburg. He worked three stints with current Penn State head coach Mike Rhoades, most recently at VCU from 2017 to 2023.
- According to KenPom, VCU ranked 15th in adjusted defensive efficiency last season. Its three rankings the previous four seasons: seventh, 14th, 45th and seventh. Tech has only posted a top-40 defense five times since joining the ACC in 2004, the last time being 2019-20 under Buzz Williams (No. 20). H/T David Cunningham
- Though he wasn't necessarily the main reason why the Rams were so stingy on defense, Byers brought those lessons to Blacksburg. He watched Tech's games from last season through a unique lens since he wasn't involved, and the players said his feedback in specific areas has really helped.



The 2023-24 season marks the 22nd for Mike Young as a head coach.

## SPECIALTY STAT TRACKER

Opponent	Off TOs	Paint	2nd Chance	FB	Bench
Coppin State	30	36	8	10	50
South Carolina	11	36	7	6	17
Campbell	12	30	11	6	9
Wofford	23	44	18	19	33
Boise State	27	32	2	19	22
Iowa State	7	16	10	5	15
Florida Atlantic	11	32	6	2	17
at Auburn	5	14	14	3	29
Louisville	17	36	10	5	31
Valparaiso	17	22	11	4	15
Vermont	17	24	8	7	24
American	15	48	6	4	28
at Wake Forest	7	30	0	5	25
at Florida State	8	22	11	2	14
Clemson	19	34	8	6	39
Miami	12	32	11	8	2
at Virginia	6	20	6	17	12
at NC State	22	32	5	14	20
Boston College	19	28	4	6	13
Georgia Tech	4	36	9	0	32
Duke	11	36	8	2	4
at Miami	13	32	10	3	18
at Notre Dame	5	32	10	8	23
Florida State	23	16	10	7	23
at North Carolina	20	36	9	2	31
Virginia	24	36	6	4	30
at Pitt	11	32	6	11	10
at Syracuse	9	50	9	4	14
Wake Forest	16	42	7	4	6
at Louisville	15	18	5	4	22
Notre Dame					
<b>Total +/-</b>	<b>+66</b>	<b>-56</b>	<b>-60</b>	<b>+16</b>	<b>+53</b>
<b>Season Highs</b>	<b>30</b>	<b>50</b>	<b>18</b>	<b>19</b>	<b>50</b>

## FAST BREAK

Tech has registered **two** wins over **top five** programs under head coach Mike Young - most recently an 81-73 win over No. 3 Villanova on Nov. 28, 2020.

## SCHOOL RECORDS

### INDIVIDUAL

Games Played (Season)	36, by 5 players
Games Started (Season)	36, by 5 players
Games Played (Career)	<b>148, Hunter Cattoor (2019-pr.)</b>
Games Started (Career)	126, Dell Curry (1982-86); Bobby Beecher (1982-86)
Consecutive Starts	123, Ace Custis (1993-97)
Minutes Played (Game)	55, by 3 players
Minutes Played (Season)	1,300, Malcolm Delaney (2010-11), 34 games
Minutes Played (Highest Season Average)	38.6, Jay Purcell (1991-92), 28 games
Minutes Played (Career)	4,688, Malcolm Delaney (2007-11)
Minutes Played (Highest Career Average)	35.1, Dale Solomon, 1978-82
Points (Overall Game)	52, Allan Bristow vs. George Washington (2-21-73)
Points (ACC Game)	37, Malcolm Delaney vs. Clemson (1-29-09)
Points (ACC Tournament Game)	32, Jalen Hudson vs. Wake Forest (3-10-15)
Points (NCAA Tournament)	29, Glen Combs vs. Indiana (3-17-67)
Points (NIT)	33, A.D. Vasallo vs. Duquesne (3-18-09)
Points (Season)	801, Erick Green (2012-13), 32 games
Points (ACC Season)	469, Erick Green (2012-13), 18 games
Points (Season Average)	26.6, Bimbo Coles (1988-89), 27 games
Points (Double-Figure Games, Season)	34, Dell Curry (1983-84), 35 games
Points (Career)	2,484, Bimbo Coles (1986-90)
Points (Career Average)	23.1, Allan Bristow (1970-73)
Points (Double-Figure Games, Career)	115, Dell Curry (1982-86)
Field Goals Made (Game)	22, Allan Bristow vs. George Washington (2-21-73)
3-Pointers Made (Game)	9, Hunter Cattoor at Florida State (1-29-22); Justin Robinson vs. Syracuse (1-26-19)
Field Goals Made (Season)	305, Dell Curry (1985-86), 30 games
3-Pointers Made (Season)	106, Wally Lancaster (1987-88), 29 games
Field Goals Made (Career)	1,021, Dell Curry (1982-86)
3-Pointers Made (Career)	<b>326, Hunter Cattoor (2019-pr.)</b>
Free Throws Made (Game)	20, by 3 players
Free Throws Made (Season)	230, Malcolm Delaney (2009-10), 33 games
Free Throws Made (Career)	721, Malcolm Delaney (2007-11)
Rebounds (Game)	36, Chris Smith vs. Washington & Lee (1-9-59)
Rebounds (Season)	495, Chris Smith (1959-60), 26 games
Rebounds (Career)	1,508, Chris Smith (1957-61)
Assists (Game)	12, by 3 players
Assists (Season)	192, Dave Sensibaugh (1975-76), 28 games
Assists (Career)	547, Bimbo Coles (1986-90)
Steals (Game)	8, by 3 players
Steals (Season)	94, Jamon Gordon (2006-07), 34 games
Steals (Career)	295, Dell Curry (1982-86)
Blocks (Game)	9, Roy Brow vs. James Madison (12-6-86); vs. Baptist College (12-12-87)
Blocks (Season)	100, Roy Brow (1987-88), 28 games
Blocks (Career)	251, Roy Brow (1984-88)
<b>TEAM</b>	
Points (Game)	141, vs. Southern Miss (2-6-88)
Points (Season)	2,646, 1987-88, 29 games
Field Goals Made (Game)	52, vs. VMI (2-20-59)
Field Goals Made (Season)	1,058, 1983-84, 35 games
FG Percentage (Game)	.722 (39-54), vs. Syracuse (1-28-76)
FG Percentage (Season)	.517 (1,030-1,993), 1981-82
3-Pointers Made (Game)	21, vs. Delaware State (11-20-19)
3-Pointers Made (Season)	327, 2018-19, 35 games
3FG Percentage (Game)	.720 (18-25), at Florida State (1-29-22)
3FG Percentage (Season)	.403 (290-720), 2016-17
Rebounds (Game)	83, vs. VMI (2-19-61)
Assists (Game)	36, vs. The Citadel (11-12-17)
Steals (Game)	21, at Clemson (2-8-06)
Blocks (Game)	15 (2x), last vs. VMI (12-9-09)

## 2023-24 HONORS WATCH



### Sean Pedulla

*The Almanac Top 100*

- Ranked No. 96

*ACC Player of the Week*

- Jan. 15, 2024

### Hunter Cattoor

*ESPN Events Invitational*

- All-Tournament team

### Lynn Kidd

*ACC Co-Player of the Week*

- Dec. 26, 2023



## BLUE COLLAR MENTALITY

- Fifth-year guard Hunter Cattoor talks about the work ethic and mentality a Coach Young team possesses.



## EMBRACING ALL ASPECTS OF LIFE

- Robbie Beran has a deep connection with animals. He's pursuing a master's degree in applied animal behavior and welfare at Virginia Tech. Under his roof, Beran has his two dogs - Smokey (chihuahua) and Stella (a Labrador retriever/mutt mix) - then his girlfriend's dog, Ivy (golden retriever).
- The COVID-19 pandemic allowed Beran to embrace his connection with them and the emotional support they have to offer.
- Beran is also thrilled to be playing his final season of college basketball in the Commonwealth. The Richmond, Va., native is reunited with his sister, Annemarie, who attends the Edward Via College of Osteopathic Medicine (VCOM) in Blacksburg.



## LEADING AT THE BREAK

- Over the last four seasons, Tech is 65-14 when leading at halftime.
- The Hokies are 77-19 in the Mike Young era when up at half.



## NATIONAL POLLS

### ASSOCIATED PRESS POLL

Updated: March 4

Rank	School	Record	Points
1	Houston (52)	26-3	1539
2	UConn (6)	26-3	1462
3	Purdue (4)	26-3	1459
4	Tennessee	23-6	1364
5	Arizona	23-6	1252
6	Iowa State	23-6	1212
7	North Carolina	23-6	1201
8	Marquette	22-7	1056
9	Duke	23-6	1051
10	Creighton	22-8	983
11	Baylor	21-8	901
12	Illinois	22-7	834
13	Auburn	22-7	746
14	Kansas	21-8	723
15	Kentucky	21-8	711
16	Alabama	20-9	592
17	South Carolina	24-5	579
18	Washington State	23-7	484
19	Gonzaga	24-6	396
20	BYU	21-8	343
21	San Diego State	22-7	338
22	Utah State	24-5	285
23	Saint Mary's	24-7	268
24	South Florida	22-5	154
25	Dayton	22-6	50

**Receiving Votes:** Nevada 42, Florida 39, Boise State 26, Texas Tech 10, Texas 10, Indiana State 9, Appalachian State 6, New Mexico 5, Florida Atlantic 4, James Madison 4, Princeton 3, McNeese 2, Villanova 2, Michigan State 2, Colorado State 2, Richmond 1

**Dropped from Rankings:** Florida 24

### USA TODAY COACHES' POLL

Updated: March 4

Rank	School	Record	Points
1	Houston (28)	26-3	795
2	UConn (3)	26-3	757
3	Purdue (1)	26-3	745
4	Tennessee	23-6	705
5	Arizona	23-6	644
6	Iowa State	23-6	629
7	North Carolina	23-6	628
8	Duke	23-6	541
9	Marquette	22-7	531
10	Creighton	22-8	487
11	Baylor	21-8	452
12	Illinois	22-7	423
13	Kentucky	21-8	396
14	Auburn	22-7	376
15	Kansas	21-8	366
16	South Carolina	24-5	298
17	Alabama	20-9	289
18	Gonzaga	24-6	215
19	San Diego State	22-7	194
20	Washington State	23-7	182
21	Saint Mary's	24-7	175
22	Utah State	24-5	151
23	BYU	21-8	140
24	South Florida	22-5	88
25	Florida	20-9	42

**Receiving Votes:** Dayton 31, Texas Tech 24, Nevada 24, Boise State 16, Appalachian State 13, James Madison 10, Oklahoma 8, Northwestern 7, Indiana State 5, Clemson 5, TCU 4, Wake Forest 3, Nebraska 1

**Dropped from Rankings:** Dayton 20

### TRACKING TECH

	AP	Coaches
Preseason	-	-
11/13	-	-
11/20	-	-
11/27	-	-
12/4	-	-
12/11	-	-
12/18	-	-
12/25	-	-
1/1	-	-
1/8	-	-
1/15	-	-
1/22	-	-
1/29	-	-
2/5	-	-
2/12	-	-
2/19	-	-
2/26	-	-
3/4	-	-
3/11	-	-
3/18	-	-
Final	-	-

**Ratings Tracker** (through March 6)

ESPN.com BPI	40
KenPom.com	50
Massey	64
NCAA NET Rankings	54
Bart Torvik	51

**Virginia Tech's "Best" NET Wins:**

Iowa State	8
Clemson	24
Boise State	25
Wake Forest	42
Virginia	50
NC State	83
Florida State	98

## 2023-24 RANKING SUMMARY

Statistic	National Rank	Conference Rank	Value	National Leader	Value	Conference Leader	Value
Assist/Turnover Ratio (351 ranked)	62	6	1.38	Colorado St.	1.85	Virginia	1.80
Assists Per Game (351 ranked)	57	2	15.2	Kansas	19.3	Duke	15.6
Bench Points per game (351 ranked)	127	3	20.93	South Carolina St.	36.70	Florida St.	27.70
Blocks Per Game (351 ranked)	302	15	2.5	App State	6.8	Virginia	5.2
Effective FG pct (351 ranked)	49	4	0.542	Indiana St.	0.600	Duke	0.556
Fastbreak Points (351 ranked)	307	11	6.70	TCU	18.93	NC State	13.20
Field Goal Percentage (351 ranked)	67	4	46.7	Wright St.	53.1	Duke	48.5
Field Goal Percentage Defense (351 ranked)	267	13	45.2	McNeese	38.2	Virginia	40.0
Fouls Per Game (351 ranked)	80	7	15.7	Creighton	11.4	Miami (FL)	13.1
Free Throw Attempts Per Game (351 ranked)	229	9	18.1	Winthrop	27.4	North Carolina	23.4
Free Throw Percentage (351 ranked)	6	2	79.2	Villanova	81.7	Wake Forest	80.0
Free Throws Made Per Game (351 ranked)	142	7	14.4	High Point	20.9	North Carolina	17.6
Rebound Margin (351 ranked)	196	9	0.3	Saint Mary's (CA)	11.9	North Carolina	6.7
Rebounds (Defensive) Per Game (351 ranked)	235	12	24.47	UT Martin	31.13	North Carolina	29.00
Rebounds (Offensive) Per Game (351 ranked)	335	15	7.60	Texas A&M	17.30	North Carolina	12.00
Rebounds Per Game (351 ranked)	326	15	32.07	Florida	43.23	North Carolina	41.00
Scoring Defense (351 ranked)	125	7	70.4	Houston	57.3	Virginia	59.1
Scoring Margin (351 ranked)	124	6	4.3	McNeese	19.0	Duke	13.6
Scoring Offense (351 ranked)	146	11	74.7	Alabama	90.8	North Carolina	81.5
Steals Per Game (351 ranked)	305	12	5.3	UTEP	11.7	Florida St.	9.2
Three Point Attempts Per Game (351 ranked)	116	6	23.3	North Florida	33.2	Pittsburgh	27.2
Three Point Percentage (351 ranked)	78	6	35.9	Purdue	40.9	Duke	38.0
Three Point Percentage Defense (351 ranked)	239	11	34.5	Louisiana	27.6	Pittsburgh	30.7
Three Pointers Per Game (351 ranked)	88	5	8.4	North Florida	12.0	Pittsburgh	9.7
Turnover Margin (351 ranked)	144	9	0.6	Houston	7.4	Virginia	4.0
Turnovers Forced Per Game (351 ranked)	192	6	11.70	UTEP	19.07	Florida St.	15.00
Turnovers Per Game (351 ranked)	103	9	11.1	Princeton	8.3	Virginia	8.3
Winning Percentage (351 ranked)	145	8	56.7	James Madison	90.3	Duke	80.0
				McNeese	90.3	North Carolina	80.0

## GAMES STARTED

	Streak	23-24	Career	ACC
Hunter Cattoor	14	29	100	57
MJ Collins	16	24	40	30
Sean Pedulla	18	28	62	39
Mekhi Long	-	5	69	2
Patrick Wessler	-	-	-	-
Brandon Rechsteiner	-	2	2	-
John Camden	-	-	-	-
Jaydon Young	-	-	-	-
Lynn Kidd	30	30	35	22
Tyler Nickel	-	7	7	3
Robbie Beran	16	25	125	17
Michael Ward	-	-	-	-
Mylyjael Poteat	-	-	3	-
Conner Venable	-	-	-	-




## NON-CONFERENCE BREAKDOWN

Team	NET	Result
Coppin State	360	W, 100-55
South Carolina	43	L, 77-79
Campbell	294	W, 60-44
Wofford	162	W, 98-76
Boise State	75	W, 82-75
Iowa State	5	W, 71-62
#19 Florida Atlantic	6	L, 50-84
Auburn	21	L, 57-74
Valparaiso	317	W, 71-50
Vermont	116	W, 73-51
American	301	W, 77-55



Hunter Cattoor is first all-time at VT in career 3-pointers made with 326.





## SEASON BREAKDOWN

### TECH'S RECORD WHEN...

	2023-24
Overall	17-13
ACC	9-10
At home	13-2
On the road	2-9
At neutral sites	2-2
After a win	9-7
After a loss	7-6
In overtime	0-0
vs. ranked opponents	1-3
Winning the opening tip	10-5
Losing the opening tip	7-8
Decided by 1-4 points or OT	0-3
Decided by 5-10 points	6-4
Decided by 11-20 points	5-4
Decided by 21+ points	6-2
Leading at half	15-4
Tied at half	1-1
Trailing at half	1-8
VT shoots 50% or better	8-1
VT shoots 40-49.9%	8-9
VT shoots less than 40%	1-3
VT out-shoots opponent	13-4
Opp. out-shoots VT	4-9
Opp. shoots 40% or better	11-12
Opp. shoots less than 40%	6-1
VT out-rebounds opponent	11-3
Opp. out-rebounds VT	6-10
Rebounds are tied	0-0
VT has more FT attempts	15-3
Opp. has more FT attempts	2-10
VT makes more 3-pointers	11-7
Opp. makes more 3-pointers	6-5
VT wins turnover battle	12-5
Opp. wins turnover battle	4-7
Turnovers are tied	1-1
VT scores 100+	1-0
VT scores 90-99 points	2-0
VT scores 80-89 points	6-1
VT scores 70-79 points	7-5
VT scores 60-69 points	1-4
VT scores 50-59 points	0-3
VT scores < 50 points	0-0
Opp. scores > 99 points	0-0
Opp. scores 90-99 points	0-1
Opp. scores 80-89 points	0-4
Opp. scores 70-79 points	7-7
Opp. scores 60-69 points	4-1
Opp. scores 50-59 points	4-0
Opp. scores < 50 points	2-0
Playing on Monday	2-1
Playing on Tuesday	3-1
Playing on Wednesday	2-2
Playing on Thursday	2-0
Playing on Friday	1-1
Playing on Saturday	5-7
Playing on Sunday	2-1
In November	5-3
In December	4-1
In January	4-4
In February	2-5
In March	2-0
Playing during the day	3-5
Playing at night	14-8
Wearing White	12-3
Wearing Maroon	1-4
Wearing Orange	2-4
Wearing Black	2-2

### STARTING LINEUPS

#### W/L

13-9	Sean Pedulla, Hunter Cattoor, MJ Collins, Robbie Beran, Lynn Kidd
0-1	Sean Pedulla, Hunter Cattoor, MJ Collins, Mekhi Long, Lynn Kidd
1-1	Sean Pedulla, Hunter Cattoor, Tyler Nickel, Robbie Beran, Lynn Kidd
1-1	Sean Pedulla, Hunter Cattoor, Tyler Nickel, Mekhi Long, Lynn Kidd
0-1	Sean Pedulla, MJ Collins, Tyler Nickel, Robbie Beran, Lynn Kidd
2-0	Brandon Rechsteiner, Hunter Cattoor, Tyler Nickel, Mekhi Long, Lynn Kidd

#### Margin of Victory/Defeat

	1	2	3	4	5	6	7	8	9	10	11-19	20+
Wins	-	-	-	-	1	1	2	1	1	-	5	6
Losses	-	1	1	1	-	-	-	3	-	1	4	2

#### Most First Half Points

Virginia Tech	53 vs. Clemson (1/10/24)
Opponents	50 by North Carolina (2/17/24)

#### Most Second Half Points

Virginia Tech	55 (2x), last vs. Wofford (11/19/23)
Opponents	56 by Miami (2/3/24)

#### Fewest First Half Points

Virginia Tech	18 at Virginia (1/17/24)
Opponents	16 (2x), last by Virginia (2/19/24)

#### Fewest Second Half Points

Virginia Tech	26 vs. FAU (11/26/23)
Opponents	25 by Virginia (2/19/24)

#### Largest Halftime Lead

Virginia Tech	26 vs. Coppin State (11/6/23)
Opponents	20 by Wake Forest (12/30/23)

#### Largest Margin of Victory

Virginia Tech	45 vs. Coppin State (11/6/23)
Opponents	34 by FAU (11/26/23)

### MISCELLANEOUS

#### How 1st Points Were Scored

Layup	8
3FG	9
Jumper	7
Dunk	2
Free Throw	4
Tip-in	-

#### Rebounds Leader

Robbie Beran	4
Hunter Cattoor	1
Lynn Kidd	16
Mekhi Long	5
Sean Pedulla	6
Mylyjael Poteat	3

#### Blocks Leader

Robbie Beran	17
Hunter Cattoor	4
MJ Collins	2
Lynn Kidd	8
Mekhi Long	2
Tyler Nickel	3
Sean Pedulla	1
Mylyjael Poteat	4
Patrick Wessler	1

#### 15+ Rebounds

Lynn Kidd	2
-----------	---

#### 20+ Rebounds

-	-
---	---

#### 5+ Assists

Hunter Cattoor	1
MJ Collins	3
Tyler Nickel	1
Sean Pedulla	15
Brandon Rechsteiner	1
Jaydon Young	1

#### Scored VT's 1st Points

Robbie Beran	3
Hunter Cattoor	7
MJ Collins	3
Lynn Kidd	8
Tyler Nickel	1
Sean Pedulla	8

#### Assists Leader

Robbie Beran	2
Hunter Cattoor	4
MJ Collins	4
Lynn Kidd	3
Mekhi Long	1
Tyler Nickel	4
Sean Pedulla	21
Mylyjael Poteat	1
Brandon Rechsteiner	5
Patrick Wessler	1
Jaydon Young	1

#### 10+ Points

Robbie Beran	6
Hunter Cattoor	24
MJ Collins	8
Lynn Kidd	22
Tyler Nickel	15
Brandon Rechsteiner	1
Sean Pedulla	21
Mylyjael Poteat	6

#### 10+ Assists

Sean Pedulla	1
Brandon Rechsteiner	1

#### First Off VT Bench

Robbie Beran	2
MJ Collins	1
Mekhi Long	11
Tyler Nickel	6
Mylyjael Poteat	23
Brandon Rechsteiner	2

#### Steals Leader

Robbie Beran	6
Hunter Cattoor	12
MJ Collins	8
Lynn Kidd	5
Mekhi Long	3
Tyler Nickel	8
Sean Pedulla	13
Mylyjael Poteat	2
Brandon Rechsteiner	2
Jaydon Young	2

#### 20+ Points

Hunter Cattoor	2
MJ Collins	1
Lynn Kidd	4
Tyler Nickel	1
Sean Pedulla	6
Lynn Kidd	1
Sean Pedulla	2

#### 5+ Steals

-	-
---	---

#### 5+ Blocks

-	-
---	---

#### Points Leader

Hunter Cattoor	11
MJ Collins	3
Lynn Kidd	8
Sean Pedulla	11
Mylyjael Poteat	1

#### 30+ Points

Lynn Kidd	1
Sean Pedulla	2

#### Double-Doubles

Lynn Kidd	5
Sean Pedulla	2

#### Triple-Doubles

-	-
---	---

#### 10+ Rebounds

Robbie Beran	1
Lynn Kidd	6
Sean Pedulla	1

THE LAST TIME

LAST TIME VIRGINIA TECH...

Scored 100+ points and won	100-55, vs. Coppin State, 11/6/23
Scored 100+ points and lost	100-104 (2OT), vs. Maryland, 2/27/10
Played in OT	65-70 (OT), at Boston College, 12/21/22
Played in consecutive OTs	82-77 (OT), vs. UAB, 11/28/15; 79-81 (OT), vs. Northwestern, 12/1/15
Played in 2OT	79-77 (2OT), vs. North Carolina, 1/22/20
Played in 3OT	95-102 (3OT), vs. Miami (Fla.), 2/19/20
Scored 100+ points	100-55, vs. Coppin State, 11/6/23
Scored 90-99 points	91-67, vs. Georgia Tech, 1/27/24
Scored 80-89 points	80-64, at Louisville, 3/5/24
Scored 70-79 points	71-84, at Syracuse, 2/27/24
Scored 60-69 points	64-79, at Pitt, 2/24/24
Scored 50-59 points	57-65, at Virginia, 1/17/24
Scored 40-49 points	47-24, at #23 NC State, 2/2/19
Scored 30-39 points	39-65, at #19 Virginia, 1/4/20
Scored 20-29 points	27-40, at McGuire Hospital, 2/2/46
Scored 10-19 points	16-45, at Virginia, 1/30/39
Scored less than 10 points	9-29, vs. North Carolina, 1/12/35
Allowed 100+ points	95-102 (3OT), vs. Miami (Fla.), 1/19/20
Allowed 90-99 points	81-96, at #7 North Carolina, 2/17/24
Allowed 80-89 points	71-84, at Syracuse, 2/27/24
Allowed 70-79 points	87-76, vs. Wake Forest, 3/2/24
Allowed 60-69 points	80-64, at Louisville, 3/5/24
Allowed 50-59 points	77-55, vs. American, 12/21/23
Allowed 40-49 points	75-41, vs. Virginia, 2/19/24
Allowed 30-39 points	65-39, vs. Radford, 11/15/21
Allowed 20-29 points	47-24, at #23 NC State, 2/2/19
Allowed 10-19 points	60-19, vs. Lynchburg, 1/9/46
Allowed less than 10 points	28-9, vs. Hampden-Sydney, 1/17/1923
Scored at least 60 points in a half	66, 2nd Half, vs. The Citadel, 11/12/17
Largest margin of victory	83, vs. Randolph-Macon (87-4), 1/10/1911
Largest margin of victory in ACC	38, vs. Wake Forest (84-46), 2/27/21
Defeated a ranked opponent on the road	47-24, at #23 NC State, 2/2/19
Defeated a ranked opponent at home	87-72, vs. #21 Clemson, 1/10/24
Defeated a ranked opponent on a neutral court	82-67, vs. #7 Duke, 3/12/22
Defeated a defending national champion	65-51, vs. #8 Virginia, 1/30/21
Held opponent without a double-figure scorer	65-39, vs. Radford, 11/15/21
Failed to have a double-figure scorer	41-57, vs. Temple, 2/25/96
Had 5 or more players score in double figures	5, at Louisville, 3/5/24
Had 6 or more players score in double figures	at #7 North Carolina, 2/17/24
Had 7 or more players score in double figures	vs. Cornell, 12/8/21
Did not make a 3FG	at Providence, 2/1/03
Opponent did not make a 3FG	vs. Virginia, 2/14/22
Did not shoot a FT in the first half	vs. Miami, 1/13/24
Did not shoot a FT in the second half	at Syracuse, 2/27/24
Opponent did not shoot a FT	vs. Merrimack, 11/21/21
Opponent did not make a FT	vs. Florida State, 3/4/23
Held an opponent under 10 points in a half	9, vs. Eastern Michigan (1H), 12/22/11
Held an opponent under 20 points in a half	17, vs. Pitt (1H), 2/7/22
Had double-figure blocked shots	10, vs. Wake Forest, 2/27/21
Came back from a double-figure deficit to win	15, vs. Wake Forest, 3/2/24
Lost a double-digit lead	10, at Miami, 2/3/24
Led by 20 or more points at halftime	20, vs. Virginia, 2/19/24
Had 20-29 assists in a game	20, vs. Wake Forest, 3/2/24
Had 30 or more assists	36, vs. The Citadel, 11/12/17
Held a team under 20 percent from the floor	16.7%, at No. 23/22 NC State, 2/2/19
Held a team under three made FGs in a half	2, vs. Notre Dame, 1/10/21
Won an ACC Tournament Championship	82-67, vs. #7 Duke, 3/12/22
Won an NCAA Tournament game	67-58, vs. Liberty, 3/24/19

WHAT'S A HOKIE?

The answer leads all the way back to 1896 when Virginia Agricultural and Mechanical College changed its name to Virginia Polytechnic Institute. With the change came the necessity for writing a new cheer and a contest for such a purpose was held by the student body.



Senior O.M. Stull won first prize for his "Hokie" yell which is still used today. Later, when asked if "Hokie" had any special meaning, Stull explained the word was solely the product of his imagination and was used only as an attention-getter for his yell. It soon became a nickname for all Tech teams and for those people loyal to Tech athletics.

The official university school colors - Chicago Maroon and Burnt Orange - also were introduced in 1896. The colors were chosen by a committee because they made a 'unique combination' not worn elsewhere at the time. The official definition of "Hokie" is "a loyal Virginia Tech Fan."



OUR NAME


When referring to our name, we ask that you use Virginia Tech, Hokies or Tech - and not 'Vah Tech.' Thank you!

## THE LAST TIME

### LAST TIME A VIRGINIA TECH PLAYER...

Recorded a double-double	Lynn Kidd (12 pts./15 rebs.), vs. Florida State, 2/13/24
Recorded a triple-double	Justyn Mutts (12 pts./14 rebs./11 ast.), vs. Syracuse, 2/12/22
Two Tech players recorded double-doubles in same game	Sean Pedulla (15 pts./10 asts.) & Lynn Kidd (14 pts./11 rebs.), vs. Coppin State, 11/6/23
Two Tech players recorded double-doubles in consecutive games	vs. North Carolina (ACC Tournament), 3/13/09; vs. Duquesne (NIT), 3/18/09
Had five or more steals	Sean Pedulla (5), at Georgia Tech, 2/15/23
Had 10 or more assists in a game	Brandon Rechsteiner (11), vs. American, 12/21/23
Had 20 or more rebounds in a game	Jeff Allen (21), vs. Longwood, 12/14/08
Two Tech players with double-figure rebounds	Grant Basile (10) and Lynn Kidd (10), vs. Delaware State, 11/7/22
Two Tech players had five or more assists	Sean Pedulla (6) & MJ Collins (5), vs. Wake Forest, 3/2/24
Three Tech players had five or more assists	Justyn Mutts (8), Hunter Cattoor (8) & Grant Basile (5), vs. Syracuse, 1/28/23
Four Tech players had five or more assists	Kerry Blackshear Jr. (8), Devin Wilson (7), Justin Robinson (7) & Chris Clarke (5), vs. The Citadel, 11/12/17
Three Tech players made five or more 3FG	Nahiem Alleyne (5), Jalen Cone (5) & Isaiah Wilkins (5), vs. Delaware State, 11/20/19
Eight or more Tech players made a 3FG	8 players, at Pitt, 2/5/22
Two Tech players scored 20 or more points	Hunter Cattoor (26) & Lynn Kidd (21), vs. Wake Forest, 3/2/24
Three Tech players scored 20 or more points	Nickeil Alexander-Walker (25), Ahmed Hill (23) & Justin Robinson (23), vs. #23 Purdue, 11/18/18
Two Tech players scored 20 or more points in consecutive games	Nickeil Alexander-Walker & Kerry Blackshear Jr., 11/10/17 & 11/12/17
Tech player scored 30 or more points in consecutive games	Sean Pedulla, 1/10/24 & 1/13/24
Tech freshman scored 20 or more points in a game	Sean Pedulla (20), at Florida State, 1/29/22
Three Tech freshmen scored in double figures in a game	Hunter Cattoor (14), Jalen Cone (11) & Lander Nolley II (10), vs. North Carolina, 3/10/20
Four Tech freshmen scored in double figures in a game	Landers Nolley II (21), Tyrece Radford (21), Jalen Cone (15) & Nahiem Alleyne (10), at Wake Forest, 1/14/20
Tech player scored 30-39 points in a game	Sean Pedulla (33), vs. Miami, 1/13/24
Tech player scored 40-49 points in a game	Dorenzo Hudson (41), vs. Seton Hall, 1/2/10
Tech player scored 50+ points in a game	Bimbo Coles (51), vs. Southern Miss, 2/6/88
Tech player had consecutive double-doubles	Justyn Mutts, 11/17/22, 11/18/22
Tech player had three consecutive double-doubles	Keve Aluma, 1/27/21, 1/30/21, 2/3/21
Tech freshman had consecutive double-doubles	Kerry Blackshear Jr., 12/13/15, 12/19/15
Tech allowed a triple-double	Dennis Smith Jr. (27 pts./11 rebs./11 ast.), at NC State, 1/4/17
Tech had a walk-on score double figures	Christian Beyer (13), vs. Alabama A&M, 12/14/14





## MIKE YOUNG

Head Coach | Fifth Season at Virginia Tech

2020-21 ACC Coach of the Year

### CAREER RECORDS

Overall Record	389-308
Conference Games	219-172
Non-Conference Games	165-133
Conference Tournament	25-15
NCAA Tournament	1-7
Overtime Games	20-17
One-Point Games	12-15
vs. AP Top 25	10-32

### VS. CURRENT ACC HEAD COACHES

Coach	All	VT	Wofford
Earl Grant	1-3	1-3	-
Brad Brownell	5-5	5-3	0-2
Jon Scheyer	1-2	1-2	-
Leonard Hamilton	3-2	3-2	-
Damon Stoudamire	1-0	1-0	-
Kenny Payne	3-0	3-0	-
Jim Larrañaga	4-8	3-7	1-1
Kevin Keatts	3-3	3-3	-
Hubert Davis	2-3	2-3	-
Micah Shrewsberry	1-1	1-1	-
Jeff Capel III	4-2	4-2	-
Adrian Autry	0-1	0-1	-
Tony Bennett	4-6	4-5	0-1
Steve Forbes	9-6	3-3	6-3
<b>Total</b>	<b>41-42</b>	<b>34-35</b>	<b>7-7</b>

#### vs. Coach Young

Earl Grant	3-1 at BC
Brad Brownell	5-5 at Clemson
Jon Scheyer	2-1 at Duke
Leonard Hamilton	2-3 at Florida State
Damon Stoudamire	0-1 at Georgia Tech
Kenny Payne	0-3 at Louisville
Jim Larrañaga	0-1 at GMU; 8-3 at Miami
Kevin Keatts	3-3 at NC State
Hubert Davis	3-2 at UNC
Micah Shrewsberry	1-0 at ND; 0-1 at Penn St.
Jeff Capel III	2-4 at Pitt
Adrian Autry	1-0 at Syracuse
Tony Bennett	6-4 at UVA
Steve Forbes	3-6 at ETSU; 3-3 at Wake

### ▶ COACH YOUNG: CAREER BREAKDOWN

Season	School	Overall	Conference	Finish	Postseason	Ranking	RPI/NET
2002-03	Wofford	14-15 .483	8-8 .500	T6th	-	-/-	219
2003-04	Wofford	9-20 .310	4-12 .250	T10th	-	-/-	273
2004-05	Wofford	14-14 .500	7-9 .438	8th	-	-/-	225
2005-06	Wofford	11-18 .379	6-9 .400	9th	-	-/-	287
2006-07	Wofford	10-20 .333	5-13 .278	T9th	-	-/-	295
2007-08	Wofford	16-16 .500	8-12 .400	8th	-	-/-	191
2008-09	Wofford	16-14 .533	12-8 .600	4th	-	-/-	177
2009-10	Wofford	26-9 .743	15-3 .833	1st	NCAA First Round	-/-	73
2010-11	Wofford	21-13 .618	14-4 .778	T1st	NCAA First Round	-/-	105
2011-12	Wofford	19-14 .576	12-6 .667	T2nd	CBI	-/-	178
2012-13	Wofford	13-19 .406	7-11 .389	T8th	-	-/-	253
2013-14	Wofford	20-13 .606	11-5 .688	T3rd	NCAA First Round	-/-	152
2014-15	Wofford	28-7 .800	16-2 .889	1st	NCAA First Round	RV/-	49
2015-16	Wofford	15-17 .469	11-7 .611	T3rd	-	-/-	202
2016-17	Wofford	16-17 .485	10-8 .556	T4th	-	-/-	189
2017-18	Wofford	21-13 .618	11-7 .611	T4th	CIT	-/-	141
2018-19	Wofford	30-5 .857	18-0 1.000	1st	NCAA Second Round	19/18	14
<b>Totals</b>	<b>17 Seasons</b>	<b>299-244 .551</b>	<b>175-124 .585</b>				
2019-20	Virginia Tech	16-16 .500	7-13 .350	T10th	-	-/-	92
2020-21	Virginia Tech	15-7 .682	9-4 .692	3rd	NCAA First Round	25/RV	51
2021-22	Virginia Tech	23-13 .639	11-9 .550	7th	NCAA First Round	RV/RV	27
2022-23	Virginia Tech	19-15 .559	8-12 .400	11th	NIT First Round	-/-	75
2023-24	Virginia Tech	17-13 .567	9-10 .474	-	-	-/-	54
<b>Totals</b>	<b>5 Seasons</b>	<b>90-64 .584</b>	<b>44-48 .478</b>				
<b>Overall</b>	<b>22 Seasons</b>	<b>389-308 .558</b>	<b>219-172 .560</b>				

### ▶ THE YOUNG FILE

Born	5/1/1963
Hometown	Radford, Virginia
Wife	Margaret
Children	Cooper, Davis
Education	Emory & Henry, 1986
Joined Tech Staff	4/7/2019
Years as College Head Coach	22
Years as College Coach	38

#### Coaching Career

1986-88	Assistant Coach, Emory & Henry
1988-89	Graduate Assistant, Radford
1989-98	Assistant Coach, Wofford
1998-02	Associate Head Coach, Wofford
2002-19	Head Coach, Wofford
2019-pr.	Head Coach, Virginia Tech

### ▶ ACCOMPLISHMENTS

#### Seven NCAA Tournaments

2022, 2021, 2019, 2015, 2014, 2011, 2010

#### One ACC Tournament Championship

2022

#### Five SoCon Tournament Championships

2019, 2015, 2014, 2011, 2010

#### Four SoCon Regular-Season Titles

2019, 2015, 2011, 2010

#### Two-time National Coach of the Year

2019 (Sporting News), 2010 (Hugh Durham)

#### Three AP All-America Selections

Fletcher Magee (2018-19), Karl Cochran (2014-15), Noah Dahlman (2009-10)

# O HUNTER CATTOOR

GRADUATE STUDENT Guard | 6-3 | 200 | M.A. in Education, Liberal Arts and Human Sciences  
Orlando, Florida | Bishop Moore



## SEASON/CAREER BESTS

### POINTS

Season 26 vs. Wake Forest (3/2/24)  
Career 31 vs. Duke (3/12/22)

### REBOUNDS

Season 6 (2x), last at Wake Forest (12/30/23)  
Career 9 vs. Radford (11/15/21)

### ASSISTS

Season 5 vs. Georgia Tech (1/27/24)  
Career 8 vs. Syracuse (1/28/23)

### BLOCKS

Season 1 (5x), last at Syracuse (2/27/24)  
Career 3 vs. Wake Forest (2/27/21)

### STEALS

Season 3 (2x), last vs. Boston College (1/23/24)  
Career 4 (2x), last vs. Miami (2/21/23)

### MINUTES

Season 40 vs. South Carolina (11/10/23)  
Career 40 (4x), last vs. South Car. (11/10/23)

### FIELD GOALS MADE

Season 9 vs. Wake Forest (3/2/24)  
Career 11 vs. Duke (3/12/22)

### FIELD GOALS ATTEMPTED

Season 16 at Notre Dame (2/10/24)  
Career 16 (2x), last at Notre Dame (2/10/24)

### 3-PT. FIELD GOALS MADE

Season 5 (4x), last vs. Wake Forest (3/2/24)  
Career 9 at Florida State (1/29/22)

### 3-PT. FIELD GOALS ATTEMPTED

Season 11 (2x), last at Notre Dame (2/10/24)  
Career 11 (3x), last at Notre Dame (2/10/24)

### FREE THROWS MADE

Season 8 at NC State (1/20/24)  
Career 8 at NC State (1/20/24)

### FREE THROWS ATTEMPTED

Season 10 at NC State (1/20/24)  
Career 10 at NC State (1/20/24)

## CAREER STATS

SEASON	TEAM	GP-GS	MIN/AVG	FG-FGA	FG%	3FG-3FGA	3FG%	FT-FTA	FT%	OFF	DEF	TOT	AVG	PF-FO	A	TO	BLK	STL	PTS	AVG
2019-20	VT	31-3	628/20.3	69-165	.418	51-127	.402	14-22	.636	4	73	77	2.5	44-0	35	16	4	31	203	6.5
2020-21	VT	22-2	492/22.3	57-125	.456	39-90	.433	34-43	.791	2	39	41	1.9	34-1	30	26	11	20	187	8.5
2021-22	VT	36-36	1183/32.9	121-278	.435	83-199	.417	36-50	.720	12	131	143	4.0	80-0	73	36	6	39	361	10.0
2022-23	VT	30-30	1024/34.1	104-242	.430	78-184	.424	39-51	.765	8	104	112	3.7	56-0	71	28	4	30	325	10.8
2023-24	VT	29-29	949/32.7	122-256	.477	75-177	.424	83-93	.892	5	74	79	2.7	61-2	54	30	5	29	402	13.9
<b>TOTAL</b>		<b>148-100</b>	<b>4276/28.9</b>	<b>473-1066</b>	<b>.444</b>	<b>326-777</b>	<b>.420</b>	<b>206-259</b>	<b>.795</b>	<b>31</b>	<b>421</b>	<b>452</b>	<b>3.1</b>	<b>275-3</b>	<b>263</b>	<b>136</b>	<b>30</b>	<b>149</b>	<b>1478</b>	<b>10.0</b>

- Got engaged to Chloe Brooks in June 2023. *Last name pronounced: cuh-TOUR*
- 2022 ACC Tournament MVP; 31 points vs. Duke in title game.
- MVP of Basketball Hall of Fame Shootout vs. St. Bonaventure.
- One of Tech's top threats from three.
- Had 12 games of hitting three or more 3FGs in back-to-back seasons (2020-22).
- Reached double-figure scoring 17 times as a junior.
- Erupted for nine 3-pointers (tied single-game program record) at Florida State, which was the turning point in the Hokies' 2021-22 season.
- Originally committed to Wofford, but signed with the Hokies after Virginia Tech's hiring of Mike Young.
- Four-year letterwinner at Bishop Moore High School.
- Scored 1,420 points in high school. Was a 3-star recruit (247 Sports).
- Also played quarterback on Bishop Moore's football team.
- Wants to coach basketball when playing career is over.

## 2023-24 GAME-BY-GAME STATS

Opponent	Date	GS	MIN	Total		3-Pointers		Free throws		Rebounds				PF	A	TO	BLK	STL	PTS	AVG	
				FG-FGA	PCT	3FG-3FGA	PCT	FT-FTA	PCT	OFF	DEF	TOT	AVG								
Coppin St.	11/06/2023	*	26:17	3-5	.600	4-4	1.000	0	2	2	2	0	0	4	1	1	1	13	13.0		
vs South Carolina	11/10/2023	*	40:00	4-12	.333	3-10	.300	2-2	1.000	0	4	4	3.0	3	0	0	0	13	13.0		
Campbell	11/15/2023	*	35:01	4-11	.364	4-9	.444	0-0	.000	0	4	4	3.3	0	0	0	0	12	12.7		
Wofford	11/19/2023	*	28:48	5-8	.625	4-7	.571	3-3	1.000	0	2	2	3.0	2	3	2	0	1	17	13.8	
vs Boise St.	11/23/2023	*	36:51	5-11	.455	5-10	.500	4-5	.800	0	1	1	2.6	3	1	1	0	1	19	14.8	
vs Iowa St.	11/24/2023	*	25:42	4-9	.444	3-7	.429	7-8	.875	0	3	3	2.7	5	1	1	0	1	18	15.3	
vs Fla. Atlantic	11/26/2023	*	30:55	4-13	.308	0-8	.000	3-3	1.000	0	0	0	2.3	2	0	2	0	0	11	14.7	
at Auburn	11/29/2023	*	31:57	4-11	.364	1-6	.167	7-9	.778	1	5	6	2.8	3	1	3	0	0	16	14.9	
Louisville	12/03/2023	*	38:27	3-6	.500	1-3	.333	5-5	1.000	1	2	3	2.8	2	2	2	0	3	12	14.6	
Valparaiso	12/09/2023	*	33:26	5-9	.556	3-6	.500	6-6	1.000	0	3	3	2.8	1	3	2	0	1	19	15.0	
Vermont	12/16/2023	*	21:44	3-8	.375	2-5	.400	2-2	1.000	0	2	2	2.7	2	1	1	1	2	10	14.5	
American	12/21/2023	*	27:26	3-6	.500	2-5	.400	1-2	.500	0	2	2	2.7	3	2	1	1	2	9	14.1	
at Wake Forest	12/30/2023	*	32:36	5-7	.714	1-3	.333	3-3	1.000	0	6	6	2.9	3	2	1	0	0	14	14.1	
at Florida St.	01/06/2024	*	37:42	6-8	.750	5-6	.833	2-2	1.000	1	4	5	3.1	1	1	2	0	1	19	14.4	
Clemson	01/10/2024	*	13:52	0-0	.000	0-0	.000	0-0	.000	0	0	0	2.9	1	1	1	0	1	0	13.5	
at Virginia	01/17/2024	*	38:23	5-10	.500	2-5	.400	0-0	.000	0	4	4	2.9	4	3	1	0	2	12	13.4	
at NC State	01/20/2024	*	33:22	4-8	.500	3-6	.500	8-10	.800	0	4	4	3.0	1	2	1	0	1	19	13.7	
Boston College	01/23/2024	*	35:32	4-6	.667	3-5	.600	6-6	1.000	0	3	3	3.0	1	3	2	1	3	17	13.9	
Georgia Tech	01/27/2024	*	38:07	4-7	.571	3-6	.500	0-1	.000	0	4	4	3.1	3	5	1	0	1	11	13.7	
Duke	01/29/2024	*	39:28	5-8	.625	2-4	.500	3-3	1.000	0	0	0	2.9	1	0	0	0	1	15	13.8	
at Miami (FL)	02/03/2024	*	37:21	6-13	.462	5-11	.455	2-3	.667	1	0	1	2.8	4	3	0	0	0	19	14.0	
at Notre Dame	02/10/2024	*	35:07	7-16	.438	4-11	.364	0-0	.000	0	2	2	2.8	1	2	1	0	1	18	14.2	
Florida St.	02/13/2024	*	38:36	6-12	.500	4-6	.667	4-4	1.000	1	3	4	2.8	1	3	0	0	0	20	14.5	
at North Carolina	02/17/2024	*	34:07	3-10	.300	1-6	.167	4-4	1.000	0	4	4	2.9	2	3	2	0	0	11	14.3	
Virginia	02/19/2024	*	24:59	2-6	.333	2-4	.500	0-0	.000	0	2	2	2.8	1	1	0	0	1	6	14.0	
at Pittsburgh	02/24/2024	*	25:22	2-6	.333	1-4	.250	2-2	1.000	0	1	1	2.8	5	1	1	0	0	7	13.7	
at Syracuse	02/27/2024	*	38:24	5-10	.500	2-6	.333	0-0	.000	0	1	1	2.7	4	4	0	1	2	12	13.7	
Wake Forest	03/02/2024	*	37:28	9-15	.600	5-10	.500	3-4	.750	0	3	3	2.7	0	2	0	0	1	26	14.1	
at Louisville	03/05/2024	*	32:08	2-5	.400	1-3	.333	2-2	1.000	0	3	3	2.7	0	0	1	0	2	7	13.9	
<b>Totals</b>			<b>29</b>	<b>949:09</b>	<b>122-256</b>	<b>.477</b>	<b>75-177</b>	<b>.424</b>	<b>83-93</b>	<b>.892</b>	<b>5</b>	<b>74</b>	<b>79</b>	<b>2.7</b>	<b>61</b>	<b>54</b>	<b>30</b>	<b>5</b>	<b>29</b>	<b>402</b>	<b>13.9</b>

## Player Averages

Games Played	Minutes/game	Points/game	FG Pct	3FG Pct	FT Pct	Rebounds/game	Assists/game	Turnovers/game	Assist/Turnover ratio	Steals/game	Blocks/game
29	32.7	13.9	47.7	42.4	89.2	2.7	1.9	1.0	1.8	1.0	0.2

## PRODUCTION TRACKER

	This Season	Career
Scored 10+ Points	24	79
Scored 20+ Points	2	8
Led Tech in Scoring	11	22
Made 3+ 3FGs	15	55
Led Tech in 3FGM	18	64
Shot over 40% from 3	18	83
Had a Double-Double	-	-
Had Multiple Assists	16	73
Had Multiple Steals	7	40



# 2 MJ COLLINS

SOPHOMORE Guard | 6-4 | 195 | Communication  
Clover, South Carolina | Combine Academy



## SEASON/CAREER BESTS

### POINTS

Season 20 vs. Louisville (12/3/23)  
Career 20 vs. Louisville (12/3/23)

### REBOUNDS

Season 7 vs. Miami (1/13/24)  
Career 8 vs. UNC (12/4/22)

### ASSISTS

Season 7 vs. Clemson (1/10/24)  
Career 7 vs. Clemson (1/10/24)

### BLOCKS

Season 2 at Pitt (2/24/24)  
Career 2 at Pitt (2/24/24)

### STEALS

Season 4 vs. Iowa State (11/24/23)  
Career 4 vs. Iowa State (11/24/23)

### MINUTES

Season 39 (2x), last at Syracuse (2/27/24)  
Career 39 (2x), last at Syracuse (2/27/24)

### FIELD GOALS MADE

Season 7 (2x), last at UNC (2/17/24)  
Career 7 vs. Duke (1/29/24)

### FIELD GOALS ATTEMPTED

Season 15 at UNC (2/17/24)  
Career 15 at UNC (2/17/24)

### 3-PT. FIELD GOALS MADE

Season 3 (3x), last at Louisville (3/5/24)  
Career 3 (4x), last at Louisville (3/5/24)

### 3-PT. FIELD GOALS ATTEMPTED

Season 6 (4x), last at Louisville (3/5/24)  
Career 6 (4x), last at Louisville (3/5/24)

### FREE THROWS MADE

Season 7 vs. Louisville (12/3/23)  
Career 7 vs. Louisville (12/3/23)

### FREE THROWS ATTEMPTED

Season 7 vs. Louisville (12/3/23)  
Career 7 vs. Louisville (12/3/23)

## CAREER STATS

SEASON	TEAM	GP-GS	MIN/AVG	FG-FGA	FG%	3FG-3FGA	3FG%	FT-FTA	FT%	OFF	DEF	TOT	AVG	PF-FO	A	TO	BLK	STL	PTS	AVG
2022-23	VT	34-16	840/24.7	49-141	.348	18-68	.265	24-30	.800	16	64	80	2.4	46-0	49	18	0	12	140	4.1
2023-24	VT	28-24	806/28.8	70-211	.332	23-89	.258	25-28	.893	12	59	71	2.5	33-0	75	34	4	24	188	6.7
<b>TOTAL</b>		<b>62-40</b>	<b>1646/26.5</b>	<b>119-352</b>	<b>.338</b>	<b>41-157</b>	<b>.261</b>	<b>49-58</b>	<b>.845</b>	<b>28</b>	<b>123</b>	<b>151</b>	<b>2.4</b>	<b>79-0</b>	<b>124</b>	<b>52</b>	<b>4</b>	<b>36</b>	<b>328</b>	<b>5.3</b>

- Should see a jump in production as a sophomore; has focused a great deal of time on his 3-point shot in the offseason.
- Coach Young would like to see MJ defend the opponent's best guard, taking that load off Cattoor.
- Hit the game-winning shot against Duke on Jan. 23, 2023.
- A two-year letterwinner at Westminster Catawba before transferring to Combine Academy for his senior season.
- Combine ended the season ranked No. 20 in the country with a 25-5 record and a state championship in 2021-22.
- All-state, all-conference and the Male Athlete of the Year after averaging 23 points per game as a junior.
- Tabbed the second-best player in the state of South Carolina and the 27th-best combo guard nationally, according to 247Sports.
- Four-star recruit and ranked 22nd at his position by ESPN.
- Chose the Hokies over Clemson, Oklahoma, Providence, South Florida and East Tennessee State.
- His sister, Reneazia, won three state championships in track.

## 2023-24 GAME-BY-GAME STATS

Opponent	Date	GS	MIN	Total		3-Pointers		Free throws		Rebounds				PF	A	TO	BLK	STL	PTS	AVG	
				FG-FGA	PCT	3FG-3FGA	PCT	FT-FTA	PCT	OFF	DEF	TOT	AVG								
Coppin St.	11/06/2023	*	21:31	1-8	.125	0-3	.000	4-4	1.000	1	1	2	2.0	2	2	0	0	1	6	6.0	
vs South Carolina	11/10/2023	*	17:51	1-3	.333	0-0	.000	0-0	.000	0	0	0	1.0	1	2	0	0	2	2	4.0	
Campbell	11/15/2023	*	32:44	2-10	.200	0-3	.000	0-0	.000	0	3	3	1.7	0	4	1	1	2	4	4.0	
Wofford	11/19/2023	*	26:23	2-5	.400	0-0	.000	2-2	1.000	0	3	3	2.0	1	3	0	0	0	6	4.5	
vs Boise St.	11/23/2023	*	08:19	0-3	.000	0-1	.000	0-0	.000	0	0	0	1.6	3	0	0	0	0	0	3.6	
vs Iowa St.	11/24/2023	*	27:46	1-8	.125	0-3	.000	2-2	1.000	1	4	5	2.2	1	3	2	0	4	4	3.7	
vs Fla. Atlantic	11/26/2023	*	18:24	1-6	.167	0-1	.000	0-0	.000	0	0	0	1.9	0	0	2	0	3	2	3.4	
Louisville	12/03/2023	*	23:49	5-10	.500	3-3	1.000	7-7	1.000	2	2	4	2.1	3	4	1	0	0	20	5.5	
Valparaiso	12/09/2023	*	18:13	0-4	.000	0-2	.000	0-0	.000	0	1	1	2.0	1	1	2	0	0	0	4.9	
American	12/21/2023	*	22:02	5-8	.625	1-3	.333	1-1	1.000	1	2	3	2.1	0	2	1	0	0	12	5.6	
at Wake Forest	12/30/2023	*	19:33	0-3	.000	0-0	.000	0-0	.000	0	2	2	2.1	0	0	1	0	0	0	5.1	
at Florida St.	01/06/2024	*	22:04	4-8	.500	2-5	.400	0-1	.000	1	3	4	2.3	1	1	1	0	0	10	5.5	
Clemson	01/10/2024	*	32:39	1-5	.200	0-2	.000	0-0	.000	1	1	2	2.2	1	7	2	0	0	2	5.2	
Miami (FL)	01/13/2024	*	34:17	1-6	.167	1-5	.200	3-4	.750	1	6	7	2.6	1	1	1	0	0	6	5.3	
at Virginia	01/17/2024	*	33:59	1-3	.333	1-3	.333	0-0	.000	0	1	1	2.5	2	2	0	0	1	3	5.1	
at NC State	01/20/2024	*	29:24	3-9	.333	1-3	.333	0-0	.000	1	2	3	2.5	1	1	3	0	1	7	5.3	
Boston College	01/23/2024	*	33:10	5-12	.417	1-6	.167	0-0	.000	0	1	1	2.4	0	3	1	0	1	11	5.6	
Georgia Tech	01/27/2024	*	33:39	3-9	.333	1-4	.250	0-0	.000	0	3	3	2.4	1	4	2	0	1	7	5.7	
Duke	01/29/2024	*	33:57	7-13	.538	3-6	.500	0-0	.000	0	2	2	2.4	0	3	1	1	0	17	6.3	
at Miami (FL)	02/03/2024	*	33:24	0-5	.000	0-3	.000	0-0	.000	0	3	3	2.5	1	3	0	0	1	0	6.0	
at Notre Dame	02/10/2024	*	35:34	1-6	.167	0-4	.000	0-0	.000	1	2	3	2.5	2	5	1	0	0	2	5.8	
Florida St.	02/13/2024	*	25:16	1-5	.200	1-3	.333	4-4	1.000	0	2	2	2.5	4	2	3	0	2	7	5.8	
at North Carolina	02/17/2024	*	39:01	7-15	.467	2-6	.333	2-2	1.000	0	3	3	2.5	2	3	1	0	1	18	6.3	
Virginia	02/19/2024	*	36:28	2-9	.222	0-3	.000	0-0	.000	1	4	5	2.6	1	5	3	0	0	4	6.3	
at Pittsburgh	02/24/2024	*	35:51	4-10	.400	1-5	.200	0-0	.000	0	2	2	2.6	1	4	0	2	1	9	6.4	
at Syracuse	02/27/2024	*	38:46	2-10	.200	1-5	.200	0-0	.000	0	1	1	2.5	0	1	2	0	0	5	6.3	
Wake Forest	03/02/2024	*	33:44	5-7	.714	1-1	1.000	0-1	.000	0	1	1	2.4	2	5	2	0	1	11	6.5	
at Louisville	03/05/2024	*	38:12	5-11	.455	3-6	.500	0-0	.000	1	4	5	2.5	1	4	1	0	2	13	6.7	
<b>Totals</b>			<b>24</b>	<b>805:60</b>	<b>70-211</b>	<b>.332</b>	<b>23-89</b>	<b>.258</b>	<b>25-28</b>	<b>.893</b>	<b>12</b>	<b>59</b>	<b>71</b>	<b>2.5</b>	<b>33</b>	<b>75</b>	<b>34</b>	<b>4</b>	<b>24</b>	<b>188</b>	<b>6.7</b>

### Player Averages

Games Played	Minutes/game	Points/game	FG Pct	3FG Pct	FT Pct	Rebounds/game	Assists/game	Turnovers/game	Assist/Turnover ratio	Steals/game	Blocks/game
28	28.8	6.7	33.2	25.8	89.3	2.5	2.7	1.2		2.2	0.9

## PRODUCTION TRACKER

	This Season	Career
Scored 10+ Points	8	11
Scored 20+ Points	1	1
Led Tech in Scoring	3	3
Made multiple 3FGs	5	9
Led Tech in 3FGM	3	5
Shot over 40% from 3	5	14
Had a Double-Double	-	-
Had Multiple Assists	19	35
Had Multiple Steals	6	8



# 3 SEAN PEDULLA

**JUNIOR** Guard | 6-1 | 195 | Sports Media and Analytics  
Edmond, Oklahoma | Edmond Memorial



## SEASON/CAREER BESTS

### POINTS

Season 33 vs. Miami (1/13/24)  
Career 33 vs. Miami (1/13/24)

### REBOUNDS

Season 10 vs. Miami (1/13/24)  
Career 10 vs. Miami (1/13/24)

### ASSISTS

Season 10 vs. Coppin State (11/6/23)  
Career 10 vs. Coppin State (11/6/23)

### BLOCKS

Season 1 vs. Boston College (1/23/24)  
Career 1 (3x), last vs. Boston College (1/23/24)

### STEALS

Season 4 vs. Clemson (1/10/24)  
Career 5 at Georgia Tech (2/15/23)

### MINUTES

Season 39 vs. Duke (1/29/24)  
Career 44 at Boston College (12/21/22)

### FIELD GOALS MADE

Season 13 vs. Miami (1/13/24)  
Career 13 vs. Miami (1/13/24)

### FIELD GOALS ATTEMPTED

Season 23 vs. Miami (1/13/24)  
Career 23 vs. Miami (1/13/24)

### 3-PT. FIELD GOALS MADE

Season 6 vs. Clemson (1/10/24)  
Career 6 (3x), last vs. Clemson (1/10/24)

### 3-PT. FIELD GOALS ATTEMPTED

Season 13 vs. Miami (1/13/24)  
Career 13 vs. Miami (1/13/24)

### FREE THROWS MADE

Season 14 vs. Florida State (2/13/24)  
Career 14 vs. Florida State (2/13/24)

### FREE THROWS ATTEMPTED

Season 16 vs. Florida State (2/13/24)  
Career 16 vs. Florida State (2/13/24)

## CAREER STATS

SEASON	TEAM	GP-GS	MIN/AVG	FG-FGA	FG%	3FG-3FGA	3FG%	FT-FTA	FT%	OFF	DEF	TOT	AVG	PF-FO	A	TO	BLK	STL	PTS	AVG
2021-22	VT	36-0	464/12.9	62-145	.428	34-76	.447	36-40	.900	6	36	42	1.2	54-2	47	31	1	21	194	5.4
2022-23	VT	34-34	1212/35.6	179-430	.416	67-195	.344	85-99	.859	14	109	123	3.6	95-4	130	71	6	41	510	15.0
2023-24	VT	28-28	883/31.5	141-341	.413	50-142	.352	107-133	.805	17	103	120	4.3	60-1	128	92	1	31	439	15.7
<b>TOTAL</b>		<b>98-62</b>	<b>2559/26.1</b>	<b>382-916</b>	<b>.417</b>	<b>151-413</b>	<b>.366</b>	<b>228-272</b>	<b>.838</b>	<b>37</b>	<b>248</b>	<b>285</b>	<b>2.9</b>	<b>209-7</b>	<b>305</b>	<b>194</b>	<b>8</b>	<b>93</b>	<b>1143</b>	<b>11.7</b>

- Enters Year 2 of starting at point guard for the Hokies. *Last name pronounced: puh-DOOL-uh*
- Should emerge as a key leader on and off the court for Tech.
- Averaged 35.6 minutes per game as a sophomore – a lot of responsibility and experience gained.
- Solid sharpshooter from downtown – shot over 40% from three 18 times as a freshman.
- Posted a career-high 25 points vs. Florida State on March 4, 2023.
- Guided Edmond Memorial to three state tournaments.
- Two-time all-state selection and COAC Offensive Player of the Year that averaged 17.6 points a game as a senior.
- Rated the 165th-best prospect in the 2021 class on 247Sports.
- Tabbed the second-best player in the state of Oklahoma and the 25th-best point guard nationally, according to 247Sports.
- Chose the Hokies over Minnesota and Oklahoma State.
- One of Dominic and Bernadette Pedulla's nine children. His siblings JJ, Edmund and Claire won state championships in high school basketball, while Brendan won a state championship in rugby.

## 2023-24 GAME-BY-GAME STATS

Opponent	Date	GS	MIN	Total		3-Pointers		Free throws		Rebounds			PF	A	TO	BLK	STL	PTS	AVG		
				FG-FGA	PCT	3FG-3FGA	PCT	FT-FTA	PCT	OFF	DEF	TOT								AVG	
Coppin St.	11/06/2023	*	26:16	5-11	.455	3-7	.429	2-2	1.000	1	3	4	4.0	2	10	2	0	2	15	15.0	
vs South Carolina	11/10/2023	*	38:29	7-13	.538	3-6	.500	9-11	.818	1	8	9	6.5	1	5	2	0	1	26	20.5	
Campbell	11/15/2023	*	25:50	2-9	.222	0-3	.000	1-2	.500	0	2	2	5.0	4	5	1	0	2	5	15.3	
Wofford	11/19/2023	*	23:01	9-16	.563	0-0	.000	1-2	.500	1	4	5	5.0	2	2	1	0	0	19	16.3	
vs Boise St.	11/23/2023	*	36:08	5-16	.313	1-3	.333	7-8	.875	0	6	6	5.2	1	7	3	0	2	18	16.6	
vs Iowa St.	11/24/2023	*	32:56	5-9	.556	5-7	.714	2-2	1.000	4	4	5.0	2	6	5	0	1	17	16.7		
vs Fla. Atlantic	11/26/2023	*	27:02	5-16	.313	0-4	.000	1-1	1.000	0	1	1	4.4	2	1	2	0	0	11	15.9	
at Auburn	11/29/2023	*	27:42	0-9	.000	0-2	.000	4-6	.667	1	1	2	4.1	1	1	7	0	1	4	14.4	
Louisville	12/03/2023	*	26:19	2-6	.333	0-3	.000	4-6	.667	1	4	5	4.2	4	4	4	0	0	8	13.7	
Vermont	12/16/2023	*	16:21	2-5	.400	1-4	.250	2-2	1.000	0	2	2	4.0	1	1	0	0	0	7	13.0	
at Wake Forest	12/30/2023	*	19:26	2-8	.250	1-4	.250	0-0	.000	0	2	2	3.8	2	2	6	0	0	5	12.3	
at Florida St.	01/06/2024	*	33:42	9-17	.529	3-6	.500	5-8	.625	0	2	2	3.7	4	2	4	0	0	26	13.4	
Clemson	01/10/2024	*	34:33	9-16	.563	6-10	.600	8-8	1.000	4	4	3.7	0	7	2	0	4	32	14.8		
Miami (FL)	01/13/2024	*	38:30	13-23	.565	5-13	.385	2-2	1.000	3	7	10	4.1	3	4	6	0	1	33	16.1	
at Virginia	01/17/2024	*	32:47	6-16	.375	4-9	.444	2-2	1.000	1	5	6	4.3	2	5	7	0	0	18	16.3	
at NC State	01/20/2024	*	36:11	5-10	.500	1-3	.333	2-3	.667	0	2	2	4.1	3	9	7	0	0	13	16.1	
Boston College	01/23/2024	*	36:48	5-13	.385	2-7	.286	4-4	1.000	0	6	6	4.2	5	4	6	1	1	16	16.1	
Georgia Tech	01/27/2024	*	35:25	3-8	.375	3-6	.500	0-0	.000	2	2	4.1	1	5	1	0	0	9	15.7		
Duke	01/29/2024	*	38:28	4-15	.267	0-6	.000	4-5	.800	0	3	3	4.1	2	6	1	0	1	12	15.5	
at Miami (FL)	02/03/2024	*	35:41	8-18	.444	3-10	.300	2-6	.333	2	3	5	4.1	4	5	7	0	1	21	15.8	
at Notre Dame	02/10/2024	*	33:47	4-12	.333	1-2	.500	4-5	.800	0	2	2	4.0	2	3	6	0	2	13	15.6	
Florida St.	02/13/2024	*	29:30	2-9	.222	1-3	.333	14-16	.875	2	2	4	4.0	4	4	4	0	1	19	15.8	
at North Carolina	02/17/2024	*	28:47	3-13	.231	0-4	.000	4-6	.667	2	4	6	4.1	1	5	1	0	2	10	15.5	
Virginia	02/19/2024	*	28:21	2-8	.250	0-4	.000	4-4	1.000	0	5	5	4.1	0	1	0	0	1	8	15.2	
at Pittsburgh	02/24/2024	*	33:53	7-14	.500	1-4	.250	11-13	.846	0	8	8	4.3	3	7	1	0	1	26	15.6	
at Syracuse	02/27/2024	*	37:54	7-13	.538	2-4	.500	2-2	1.000	0	4	4	4.3	2	4	3	0	2	18	15.7	
Wake Forest	03/02/2024	*	35:29	6-12	.500	3-5	.600	0-0	.000	2	2	4	4.3	2	6	1	0	3	15	15.7	
at Louisville	03/05/2024	*	34:06	4-6	.667	1-3	.333	6-7	.857	0	5	5	4.3	0	7	2	0	2	15	15.7	
<b>Totals</b>			<b>28</b>	<b>883:22</b>	<b>141-341</b>	<b>.413</b>	<b>50-142</b>	<b>.352</b>	<b>107-133</b>	<b>.805</b>	<b>17</b>	<b>103</b>	<b>120</b>	<b>4.3</b>	<b>60</b>	<b>128</b>	<b>92</b>	<b>1</b>	<b>31</b>	<b>439</b>	<b>15.7</b>

### Player Averages

Games Played	Minutes/game	Points/game	FG Pct	3FG Pct	FT Pct	Rebounds/game	Assists/game	Turnovers/game	Assist/Turnover ratio	Steals/game	Blocks/game
28	31.5	15.7	41.3	35.2	80.5	4.3	4.6	3.3	1.4	1.1	0.0

## PRODUCTION TRACKER

	This Season	Career
Scored 10+ Points	21	57
Scored 20+ Points	6	13
Led Tech in Scoring	11	26
Made 3+ 3FGs	10	22
Led Tech in 3FGM	9	19
Shot over 40% from 3	10	43
Had a Double-Double	2	2
Had Multiple Assists	24	69
Had Multiple Steals	9	25



# 4 MEKHI LONG

**GRADUATE STUDENT** Forward | 6-7 | 200 | Leadership  
Bryans Road, Md. | Old Dominion



### SEASON/CAREER BESTS

#### POINTS

Season 8 vs. Clemson (1/10/24)  
Career 25 vs. UMES (11/7/22)

#### REBOUNDS

Season 9 vs. FAU (11/26/23)  
Career 19 at Coastal Carolina (1/28/23)

#### ASSISTS

Season 3 vs. Coppin State (11/6/23)  
Career 4 (3x), last vs. Va. Wesleyan (11/14/22)

#### BLOCKS

Season 2 (2x), last vs. Clemson (1/10/24)  
Career 4 vs. Longwood (11/26/21)

#### STEALS

Season 2 (3x), last vs. Louisville (12/3/23)  
Career 5 vs. UAB (2/13/22)

#### MINUTES

Season 27 vs. Louisville (12/3/23)  
Career 42 at Georgia Southern (1/7/23)

#### FIELD GOALS MADE

Season 4 vs. Clemson (1/10/24)  
Career 7 (3x), last at Coastal Carolina (1/28/23)

#### FIELD GOALS ATTEMPTED

Season 9 vs. Clemson (1/10/24)  
Career 14 at App State (2/18/23)

#### 3-PT. FIELD GOALS MADE

Season -  
Career 3 (3x), last vs. Gardner-Webb (12/10/22)

#### 3-PT. FIELD GOALS ATTEMPTED

Season 2 (2x), last vs. Iowa State (11/24/23)  
Career 6 vs. James Madison (2/2/23)

#### FREE THROWS MADE

Season 3 at Auburn (11/29/23)  
Career 10 vs. UMES (11/7/22)

#### FREE THROWS ATTEMPTED

Season 5 at Auburn (11/29/23)  
Career 11 at Georgia Southern (1/7/23)

- Versatile wing who has a knack for rebounding.
- Led the Sun Belt in double-doubles last season with 11.
- Averaged 10.7 points and 8.7 rebounds per game at ODU in 2022-23.
- Totaled 10 points and 11 rebounds against the Hokies in the Charleston Classic.
- Season-ending knee surgery on Feb. 16, 2024.

### 2023-24 GAME-BY-GAME STATS

Opponent	Date	GS	MIN	Total		3-Pointers		Free throws		Rebounds				PF	A	TO	BLK	STL	PTS	AVG	
				FG-FGA	PCT	3FG-3FGA	PCT	FT-FTA	PCT	OFF	DEF	TOT	AVG								
Coppin St.	11/06/2023		22:06	2-4	.500	0-1	.000	2-4	.500	1	3	4	4.0	3	3	0	0	2	6	6.0	
vs South Carolina	11/10/2023		22:51	3-5	.600	0-0	.000	0-1	.000	1	0	1	2.5	3	2	0	0	2	6	6.0	
Campbell	11/15/2023		13:05	0-2	.000	0-0	.000	1-2	.500	1	1	2	2.3	2	0	1	0	0	1	4.3	
Wofford	11/19/2023		18:08	2-5	.400	0-2	.000	2-2	1.000	0	3	3	2.5	5	1	2	0	1	6	4.8	
vs Boise St.	11/23/2023		11:55	2-2	1.000	0-0	.000	0-0	.000	1	4	5	3.0	3	1	1	0	0	4	4.6	
vs Iowa St.	11/24/2023		23:59	1-4	.250	0-2	.000	2-2	1.000	1	7	8	3.8	2	1	2	0	0	4	4.5	
vs Fla. Atlantic	11/26/2023		22:59	1-5	.200	0-0	.000	0-0	.000	2	7	9	4.6	2	1	2	0	0	2	4.1	
at Auburn	11/29/2023		18:23	1-2	.500	0-0	.000	3-5	.600	3	4	7	4.9	5	0	2	0	0	5	4.3	
Louisville	12/03/2023		27:20	1-3	.333	0-1	.000	2-4	.500	2	6	8	5.2	0	1	1	0	2	4	4.2	
Valparaiso	12/09/2023	*	20:50	3-4	.750	0-0	.000	0-2	.000	4	2	6	5.3	1	2	2	0	1	6	4.4	
Vermont	12/16/2023	*	15:45	1-5	.200	0-1	.000	0-0	.000	1	6	7	5.5	4	1	0	0	0	2	4.2	
American	12/21/2023	*	19:23	1-1	1.000	0-0	.000	0-0	.000	0	4	4	5.3	1	2	1	0	0	2	4.0	
at Wake Forest	12/30/2023	*	18:58	2-3	.667	0-1	.000	1-4	.250	2	3	5	5.3	2	0	2	1	0	5	4.1	
at Florida St.	01/06/2024	*	18:58	1-3	.333	0-1	.000	2-4	.500	0	4	4	5.2	3	1	1	2	0	4	4.1	
Clemson	01/10/2024		20:29	4-9	.444	0-1	.000	0-0	.000	3	4	7	5.3	1	0	2	2	0	8	4.3	
Miami (FL)	01/13/2024		15:03	0-0	.000	0-0	.000	0-0	.000	0	3	3	5.2	1	1	1	1	0	0	4.1	
at Virginia	01/17/2024		08:39	1-3	.333	0-1	.000	0-0	.000	0	2	2	5.0	0	0	0	0	0	2	3.9	
at NC State	01/20/2024		13:42	0-2	.000	0-1	.000	0-0	.000	0	3	3	4.9	3	1	0	0	0	0	3.7	
<b>Totals</b>			<b>5</b>	<b>332:34</b>	<b>26-62</b>	<b>.419</b>	<b>0-12</b>	<b>.000</b>	<b>15-30</b>	<b>.500</b>	<b>22</b>	<b>66</b>	<b>88</b>	<b>4.9</b>	<b>41</b>	<b>18</b>	<b>20</b>	<b>6</b>	<b>8</b>	<b>67</b>	<b>3.7</b>

#### Player Averages

Games Played	Minutes/game	Points/game	FG Pct	3FG Pct	FT Pct	Rebounds/game	Assists/game	Turnovers/game	Assist/Turnover ratio	Steals/game	Blocks/game
18	18.5	3.7	41.9	0.0	50.0	4.9	1.0	1.1	0.9	0.4	0.3

### PRODUCTION TRACKER

	This Season	Career
Scored 10+ Points	-	29
Led Tech in Scoring	-	-
Had 10+ Rebounds	-	19
Led Tech in Rebounding	5	5
Had a Double-Double	-	13
Had Multiple Blocks	2	14
Led Tech in Blocks	2	2
Shot over 50% from the floor	7	31
Shot 5+ Free Throws	1	13



### CAREER STATS

SEASON	TEAM	GP-GS	MIN/AVG	FG-FGA	FG%	3FG-3FGA	3FG%	FT-FTA	FT%	OFF	DEF	TOT	AVG	PF-FO	A	TO	BLK	STL	PTS	AVG
2019-20	URI	30-1	395/13.2	31-93	.333	7-24	.292	23-42	.548	28	41	69	2.3	55-2	5	20	7	21	92	3.1
2020-21	ODU	19-3	329/17.3	31-79	.392	7-25	.280	20-31	.645	20	44	64	3.4	28-0	12	9	5	13	89	4.7
2021-22	ODU	32-31	1046/32.7	89-207	.430	9-36	.250	77-118	.653	78	141	219	6.8	83-3	46	46	25	52	264	8.3
2022-23	ODU	30-29	981/32.7	106-242	.438	28-78	.359	82-124	.661	73	188	261	8.7	78-1	38	50	16	46	322	10.7
2023-24	VT	18-5	333/18.5	26-62	.419	0-12	.000	15-30	.500	22	66	88	4.9	41-2	18	20	6	8	67	3.7
<b>TOTAL FOR VT</b>		<b>18-5</b>	<b>333/18.5</b>	<b>26-62</b>	<b>.419</b>	<b>0-12</b>	<b>.000</b>	<b>15-30</b>	<b>.500</b>	<b>22</b>	<b>66</b>	<b>88</b>	<b>4.9</b>	<b>41-2</b>	<b>18</b>	<b>20</b>	<b>6</b>	<b>8</b>	<b>67</b>	<b>3.7</b>
<b>TOTAL</b>		<b>129-69</b>	<b>3083/23.9</b>	<b>283-683</b>	<b>.414</b>	<b>51-175</b>	<b>.291</b>	<b>217-345</b>	<b>.629</b>	<b>221</b>	<b>480</b>	<b>701</b>	<b>5.4</b>	<b>285-8</b>	<b>119</b>	<b>145</b>	<b>59</b>	<b>140</b>	<b>834</b>	<b>6.5</b>



# 5 PATRICK WESSLER

R-FRESHMAN Center | 7-0 | 245 | Marketing Management  
 Matthews, North Carolina | Combine Academy



## SEASON/CAREER BESTS

### POINTS

Season 4 vs. American (12/21/23)  
 Career 4 vs. American (12/21/23)

### REBOUNDS

Season 2 (5x), last at Louisville (3/5/24)  
 Career 2 (5x), last at Louisville (3/5/24)

### ASSISTS

Season 1 vs. FAU (11/26/23)  
 Career 1 vs. FAU (11/26/23)

### BLOCKS

Season 1 (4x), last vs. Virginia (2/19/24)  
 Career 1 (4x), last vs. Virginia (2/19/24)

### STEALS

Season -  
 Career -

### MINUTES

Season 7 vs. American (12/21/23)  
 Career 7 vs. American (12/21/23)

### FIELD GOALS MADE

Season 2 vs. American (12/21/23)  
 Career 2 vs. American (12/21/23)

### FIELD GOALS ATTEMPTED

Season 3 vs. American (12/21/23)  
 Career 3 vs. American (12/21/23)

### 3-PT. FIELD GOALS MADE

Season -  
 Career -

### 3-PT. FIELD GOALS ATTEMPTED

Season 1 at Wake Forest (12/30/23)  
 Career 1 at Wake Forest (12/30/23)

### FREE THROWS MADE

Season 1 (2x), last vs. Vermont (12/16/23)  
 Career 1 (2x), last vs. Vermont (12/16/23)

### FREE THROWS ATTEMPTED

Season 2 (2x), last vs. Vermont (12/16/23)  
 Career 2 (2x), last vs. Vermont (12/16/23)

## CAREER STATS

SEASON	TEAM	GP-GS	MIN/AVG	FG-FGA	FG%	3FG-3FGA	3FG%	FT-FTA	FT%	OFF	DEF	TOT	AVG	PF-FO	A	TO	BLK	STL	PTS	AVG
2023-24	VT	10-0	33/3.3	3-11	.273	0-1	.000	2-4	.500	4	8	12	1.2	5-0	1	0	4	0	8	0.8
<b>TOTAL</b>		<b>10-0</b>	<b>33/3.3</b>	<b>3-11</b>	<b>.273</b>	<b>0-1</b>	<b>.000</b>	<b>2-4</b>	<b>.500</b>	<b>4</b>	<b>8</b>	<b>12</b>	<b>1.2</b>	<b>5-0</b>	<b>1</b>	<b>0</b>	<b>4</b>	<b>0</b>	<b>8</b>	<b>0.8</b>

- Has made great strides in his conditioning. *Last name pronounced: WES-ler*
- Redshirted the 2022-23 season.
- Invited to the Allen Iverson 24K Showcase game in Memphis.
- Played his final two seasons at Combine Academy where he guided the program to a state championship in 2021-22.
- Averaged 18 points, 14 rebounds and 2.3 blocks as a senior, while Combine ended the season ranked No. 20 in the country with a 25-5 record.
- Named 2020-21 HoopState Network Sixth Man of the Year.
- Played his freshman and sophomore seasons at David W. Butler High School in Matthews, N.C.
- Southwestern 4A Conference Player of the Year.
- Competed for CC Elite on the AAU circuit.
- Rated the 148th-best prospect in the 2022 class by 247Sports; Tabbed the third-best player in the state of North Carolina and the 24th-best center nationally, according to 247Sports.
- Chose the Hokies over Providence, Southern Cal, NC State and Ole Miss.

## 2023-24 GAME-BY-GAME STATS

Opponent	Date	GS	MIN	Total		3-Pointers		Free throws		Rebounds				PF	A	TO	BLK	STL	PTS	AVG
				FG-FGA	PCT	3FG-3FGA	PCT	FT-FTA	PCT	OFF	DEF	TOT	AVG							
vs Fla. Atlantic	11/26/2023		01:46	0-0	.000	0-0	.000	1-2	.500	0	1	1	1.0	0	1	0	0	0	1	1.0
at Auburn	11/29/2023		01:32	0-1	.000	0-0	.000	0-0	.000	0	1	1	1.0	0	0	0	0	0	0	0.5
Valparaiso	12/09/2023		01:51	0-1	.000	0-0	.000	0-0	.000	1	1	2	1.3	0	0	0	0	0	0	0.3
Vermont	12/16/2023		05:49	1-2	.500	0-0	.000	1-2	.500	0	2	2	1.5	0	0	0	1	0	3	1.0
American	12/21/2023		06:53	2-3	.667	0-0	.000	0-0	.000	1	1	2	1.6	1	0	1	0	1	4	1.6
at Wake Forest	12/30/2023		03:57	0-1	.000	0-1	.000	0-0	.000	0	0	0	1.3	1	0	1	0	1	0	1.3
Georgia Tech	01/27/2024		01:11	0-0	.000	0-0	.000	0-0	.000	0	0	0	1.1	0	0	0	0	0	0	1.1
at North Carolina	02/17/2024		03:13	0-1	.000	0-0	.000	0-0	.000	1	1	2	1.3	1	0	0	0	0	1	1.0
Virginia	02/19/2024		03:47	0-0	.000	0-0	.000	0-0	.000	0	0	0	1.1	1	0	1	0	1	0	0.9
at Louisville	03/05/2024		02:53	0-2	.000	0-0	.000	0-0	.000	1	1	2	1.2	1	0	0	0	0	0	0.8
<b>Totals</b>			<b>0 32:52</b>	<b>3-11</b>	<b>.273</b>	<b>0-1</b>	<b>.000</b>	<b>2-4</b>	<b>.500</b>	<b>4</b>	<b>8</b>	<b>12</b>	<b>1.2</b>	<b>5</b>	<b>1</b>	<b>0</b>	<b>4</b>	<b>0</b>	<b>8</b>	<b>0.8</b>

## Player Averages

Games Played	Minutes/game	Points/game	FG Pct	3FG Pct	FT Pct	Rebounds/game	Assists/game	Turnovers/game	Assist/Turnover ratio	Steals/game	Blocks/game
10	3.3	0.8	27.3	0.0	50.0	1.2	0.1	0.0	1.0	0.0	0.4

## PRODUCTION TRACKER

	This Season
Scored 10+ Points	-
Had 5+ Rebounds	-
Had Multiple Blocks	-
Led Tech in Blocks	1
Had Multiple Steals	-
Shot over 50% from the floor	2
Played 10+ Minutes	-
Shot 5+ Free Throws	-
Had Multiple Dunks	-



# 10 BRANDON RECHSTEINER

FRESHMAN Guard | 6-1 | 185 | Business  
Acworth, Georgia | Etowah



## SEASON/CAREER BESTS

### POINTS

Season 12 vs. Coppin State (11/6/23)  
Career 12 vs. Coppin State (11/6/23)

### REBOUNDS

Season 4 at Wake Forest (12/30/23)  
Career 4 at Wake Forest (12/30/23)

### ASSISTS

Season 11 vs. American (12/21/23)  
Career 11 vs. American (12/21/23)

### BLOCKS

Season -  
Career -

### STEALS

Season 1 (4x), last at Florida State (1/6/24)  
Career 1 (4x), last at Florida State (1/6/24)

### MINUTES

Season 30 vs. American (12/21/23)  
Career 30 vs. American (12/21/23)

### FIELD GOALS MADE

Season 3 vs. Coppin State (11/6/23)  
Career 3 vs. Coppin State (11/6/23)

### FIELD GOALS ATTEMPTED

Season 6 vs. Valparaiso (12/9/23)  
Career 6 vs. Valparaiso (12/9/23)

### 3-PT. FIELD GOALS MADE

Season 2 (2x), last vs. Wofford (11/19/23)  
Career 2 (2x), last vs. Wofford (11/19/23)

### 3-PT. FIELD GOALS ATTEMPTED

Season 6 vs. Valparaiso (12/9/23)  
Career 6 vs. Valparaiso (12/9/23)

### FREE THROWS MADE

Season 4 vs. Coppin State (11/6/23)  
Career 4 vs. Coppin State (11/6/23)

### FREE THROWS ATTEMPTED

Season 4 vs. Coppin State (11/6/23)  
Career 4 vs. Coppin State (11/6/23)

## CAREER STATS

SEASON/TEAM	GP-GS	MIN/AVG	FG-FGA	FG%	3FG-3FGA	3FG%	FT-FTA	FT%	OFF	DEF	TOT	AVG	PF-FO	A	TO	BLK	STL	PTS	AVG
2023-24 VT	24-2	235/9.8	15-41	.366	8-31	.258	6-8	.750	2	15	17	0.7	16-0	33	18	0	4	44	1.8
<b>TOTAL</b>	<b>24-2</b>	<b>235/9.8</b>	<b>15-41</b>	<b>.366</b>	<b>8-31</b>	<b>.258</b>	<b>6-8</b>	<b>.750</b>	<b>2</b>	<b>15</b>	<b>17</b>	<b>0.7</b>	<b>16-0</b>	<b>33</b>	<b>18</b>	<b>0</b>	<b>4</b>	<b>44</b>	<b>1.8</b>

- Wakes up at 4:50 a.m. almost every day *Last name pronounced: WRECK-stine-er*
- Sharpshooter who should flourish on the offensive side in Coach Young's system.
- A four-year letterwinner at Etowah where he was coached by Jason Dasinger
- All-state and team captain as a junior and senior.
- Averaged 18 points, 5.3 rebounds, 5.1 assists and 2.8 steals per game as a senior, guiding Etowah to the GHSA Class 6A Final Four.
- GACA/GBCA 6A North Player of the Year.
- Reached 1,000 career points on Jan. 14, 2023.
- Consensus four-star recruit.
- Rated the 87th-best prospect in the 2023 class on 247Sports.
- Tabbed the second-best point guard in the state of Georgia and the 15th-best point guard nationally, according to 247Sports.
- Chose the Hokies over Gonzaga, Tennessee, Miami (Fla.), LSU, Xavier, Clemson and Notre Dame.
- Father, Scott, is a professional wrestler; goes by Scott Steiner and Big Poppa Pump.
- Brother, Brock, is a wide receiver for Jacksonville State.

## 2023-24 GAME-BY-GAME STATS

Opponent	Date	GS	MIN	Total		3-Pointers		Free throws		Rebounds				PF	A	TO	BLK	STL	PTS	AVG
				FG-FGA	PCT	3FG-3FGA	PCT	FT-FTA	PCT	OFF	DEF	TOT	AVG							
Coppin St.	11/06/2023		11:24	3-4	.750	2-3	.667	4-4	1.000	1	1	2	2.0	0	3	0	0	1	12	12.0
vs South Carolina	11/10/2023		01:31	0-1	.000	0-1	.000	0-0	.000	0	0	0	1.0	0	0	0	0	0	0	6.0
Campbell	11/15/2023		14:10	0-1	.000	0-0	.000	0-0	.000	0	0	0	0.7	1	2	0	0	0	4.0	
Wofford	11/19/2023		15:32	2-4	.500	2-4	.500	0-0	.000	0	1	1	0.8	0	2	0	0	0	6	4.5
vs Boise St.	11/23/2023		03:52	0-0	.000	0-0	.000	0-0	.000	0	1	1	0.8	0	0	0	0	0	3.6	
vs Iowa St.	11/24/2023		07:04	0-1	.000	0-1	.000	0-0	.000	0	0	0	0.7	1	1	0	0	0	3.0	
vs Fla. Atlantic	11/26/2023		09:14	1-2	.500	1-1	1.000	0-1	.000	0	0	0	0.6	1	1	1	0	0	3	3.0
at Auburn	11/29/2023		12:18	1-2	.500	0-1	.000	0-0	.000	1	0	1	0.6	2	2	1	0	0	2	2.9
Louisville	12/03/2023		03:31	0-0	.000	0-0	.000	0-0	.000	0	0	0	0.6	0	1	0	0	0	2.6	
Valparaiso	12/09/2023	*	27:57	1-6	.167	1-6	.167	2-2	1.000	0	1	1	0.6	1	3	3	0	1	5	2.8
Vermont	12/16/2023		23:39	2-4	.500	1-3	.333	0-0	.000	0	2	2	0.7	2	3	0	0	1	5	3.0
American	12/21/2023	*	30:22	1-4	.250	0-2	.000	0-1	.000	0	0	0	0.7	2	11	2	0	0	2	2.9
at Wake Forest	12/30/2023		20:34	2-3	.667	0-1	.000	0-0	.000	0	4	4	0.9	1	1	3	0	0	4	3.0
at Florida St.	01/06/2024		06:18	0-1	.000	0-1	.000	0-0	.000	0	0	0	0.9	1	0	1	0	1	0	2.8
Clemson	01/10/2024		05:27	1-2	.500	0-1	.000	0-0	.000	0	1	1	0.9	0	0	0	0	0	2	2.7
Miami (FL)	01/13/2024		03:56	0-0	.000	0-0	.000	0-0	.000	0	0	0	0.8	1	0	2	0	0	0	2.6
at Virginia	01/17/2024		07:13	0-1	.000	0-1	.000	0-0	.000	0	2	2	0.9	0	0	0	0	0	0	2.4
at NC State	01/20/2024		02:24	0-0	.000	0-0	.000	0-0	.000	0	1	1	0.9	0	0	4	0	0	0	2.3
Georgia Tech	01/27/2024		01:32	0-1	.000	0-1	.000	0-0	.000	0	0	0	0.8	0	0	0	0	0	0	2.2
at Notre Dame	02/10/2024		06:13	0-1	.000	0-1	.000	0-0	.000	0	0	0	0.8	0	0	0	0	0	0	2.1
Florida St.	02/13/2024		08:47	1-2	.500	1-2	.500	0-0	.000	0	0	0	0.8	3	2	1	0	0	3	2.1
at North Carolina	02/17/2024		02:00	0-1	.000	0-1	.000	0-0	.000	0	0	0	0.7	0	0	0	0	0	0	2.0
Virginia	02/19/2024		03:47	0-0	.000	0-0	.000	0-0	.000	0	1	1	0.7	0	1	0	0	0	0	1.9
at Louisville	03/05/2024		05:54	0-0	.000	0-0	.000	0-0	.000	0	0	0	0.7	0	0	0	0	0	0	1.8
<b>Totals</b>			<b>2 234:40</b>	<b>15-41</b>	<b>.366</b>	<b>8-31</b>	<b>.258</b>	<b>6-8</b>	<b>.750</b>	<b>2</b>	<b>15</b>	<b>17</b>	<b>0.7</b>	<b>16</b>	<b>33</b>	<b>18</b>	<b>0</b>	<b>4</b>	<b>44</b>	<b>1.8</b>

### Player Averages

Games Played	Minutes/game	Points/game	FG Pct	3FG Pct	FT Pct	Rebounds/game	Assists/game	Turnovers/game	Assist/Turnover ratio	Steals/game	Blocks/game
24	9.8	1.8	36.6	25.8	75.0	0.7	1.4	0.8	1.8	0.2	0.0

## PRODUCTION TRACKER

	This Season
Scored 10+ Points	1
Made Multiple 3FGs	2
Made 3+ 3FGs	-
Led Tech in 3FGM	1
Shot over 40% from 3	4
Played 10+ Minutes	8
Had Multiple Assists	8
Led Tech in Assists	5
Had Multiple Steals	-



# 11 JOHN CAMDEN

**R-SOPHOMORE** Forward | 6-8 | 220 | Business Management  
 Downingtown, Pennsylvania | Memphis



## SEASON/CAREER BESTS

### POINTS

Season 9 at Auburn (11/29/23)  
 Career 9 at Auburn (11/29/23)

### REBOUNDS

Season 6 at Auburn (11/29/23)  
 Career 6 (2x), last at Auburn (11/29/23)

### ASSISTS

Season 1 (2x), last vs. Georgia Tech (1/27/24)  
 Career 3 vs. Syracuse (1/28/23)

### BLOCKS

Season -  
 Career 1 (2x), last at Virginia (1/18/23)

### STEALS

Season 1 at Auburn (11/29/23)  
 Career 1 at Auburn (11/29/23)

### MINUTES

Season 15 at Auburn (11/29/23)  
 Career 27 vs. Syracuse (1/28/23)

### FIELD GOALS MADE

Season 2 at Auburn (11/29/23)  
 Career 3 vs. Syracuse (1/28/23)

### FIELD GOALS ATTEMPTED

Season 4 at Auburn (11/29/23)  
 Career 8 vs. Syracuse (1/28/23)

### 3-PT. FIELD GOALS MADE

Season 2 at Auburn (11/29/23)  
 Career 2 (2x), last at Auburn (11/29/23)

### 3-PT. FIELD GOALS ATTEMPTED

Season 3 (2x), last vs. Vermont (12/16/23)  
 Career 5 vs. Syracuse (1/28/23)

### FREE THROWS MADE

Season 3 at Auburn (11/29/23)  
 Career 3 (2x), last at Auburn (11/29/23)

### FREE THROWS ATTEMPTED

Season 5 at Auburn (11/29/23)  
 Career 5 (2x), last at Auburn (11/29/23)

## CAREER STATS

SEASON	TEAM	GP-GS	MIN/AVG	FG-FGA	FG%	3FG-3FGA	3FG%	FT-FTA	FT%	OFF	DEF	TOT	AVG	PF	FO	A	TO	BLK	STL	PTS	AVG
2021-22	Mem	1-0	2/1.7	0-0	.000	0-0	.000	0-0	.000	0	1	1	1.0	0-0	0	0	0	0	0	0	0
2022-23	VT	23-0	183/8.0	9-36	.250	6-26	.231	5-9	.556	6	16	22	1.0	17-0	4	2	2	0	29	1.3	
2023-24	VT	12-0	60/5.0	7-19	.368	7-15	.467	5-7	.714	4	10	14	1.2	5-0	2	6	0	1	26	2.2	
<b>TOTAL FOR VT</b>		<b>35-0</b>	<b>243/6.9</b>	<b>16-55</b>	<b>.291</b>	<b>13-41</b>	<b>.317</b>	<b>10-16</b>	<b>.625</b>	<b>10</b>	<b>26</b>	<b>36</b>	<b>1.0</b>	<b>22-0</b>	<b>6</b>	<b>8</b>	<b>2</b>	<b>1</b>	<b>55</b>	<b>1.6</b>	
<b>TOTAL</b>		<b>36-0</b>	<b>245/6.8</b>	<b>16-55</b>	<b>.291</b>	<b>13-41</b>	<b>.317</b>	<b>10-16</b>	<b>.625</b>	<b>10</b>	<b>27</b>	<b>37</b>	<b>1.0</b>	<b>22-0</b>	<b>6</b>	<b>8</b>	<b>2</b>	<b>1</b>	<b>55</b>	<b>1.5</b>	

- Will be a versatile wing for Coach Young, who can play the 3 and the 4.
- Transferred from Memphis; battled a right foot injury most of freshman season.
- Chose the Hokies over LSU during the transfer process.
- Played senior season at Brewster Academy in Wolfeboro, N.H.
- Was rated a four-star recruit and the 90th-ranked player in the nation by Rivals.
- Averaged 15.8 points per game as a junior at Archbishop Carroll (Pa.) in 2019-20.
- Father, Tex, graduated from Virginia Tech in 1993.
- Sisters, Meg and Heather, played lacrosse at Ohio State and Drexel, respectively.
- Other older sister, Anna, plays basketball at Richmond.

## 2023-24 GAME-BY-GAME STATS

Opponent	Date	GS	MIN	Total		3-Pointers		Free throws		Rebounds			PF	A	TO	BLK	STL	PTS	AVG	
				FG-FGA	PCT	3FG-3FGA	PCT	FT-FTA	PCT	OFF	DEF	TOT								AVG
Coppin St.	11/06/2023		05:36	1-2	.500	1-1	1.000	0-0	.000	0	2	2	2.0	0	0	1	0	0	3	3.0
Wofford	11/19/2023		03:13	1-2	.500	1-2	.500	0-0	.000	0	1	1	1.5	0	0	0	0	0	3	3.0
vs Fla. Atlantic	11/26/2023		04:29	1-2	.500	1-1	1.000	0-0	.000	0	0	0	1.0	0	0	1	0	0	3	3.0
at Auburn	11/29/2023		15:01	2-4	.500	2-3	.667	3-5	.600	2	4	6	2.3	2	1	1	0	1	9	4.5
Valparaiso	12/09/2023		02:32	0-2	.000	0-1	.000	0-0	.000	2	0	2	2.2	1	0	0	0	0	0	3.6
Vermont	12/16/2023		13:51	1-3	.333	1-3	.333	0-0	.000	0	2	2	2.2	0	0	1	0	0	3	3.5
American	12/21/2023		05:34	0-1	.000	0-1	.000	0-0	.000	0	0	0	1.9	0	0	1	0	0	0	3.0
Georgia Tech	01/27/2024		01:11	1-1	1.000	1-1	1.000	0-0	.000	0	1	1	1.8	0	1	0	0	0	3	3.0
Florida St.	02/13/2024		03:56	0-1	.000	0-1	.000	2-2	1.000	0	0	0	1.6	2	0	1	0	0	2	2.9
Virginia	02/19/2024		03:47	0-1	.000	0-1	.000	0-0	.000	0	0	0	1.4	0	0	0	0	0	0	2.6
at Pittsburgh	02/24/2024		00:15	0-0	.000	0-0	.000	0-0	.000	0	0	0	1.3	0	0	0	0	0	0	2.4
at Louisville	03/05/2024		00:35	0-0	.000	0-0	.000	0-0	.000	0	0	0	1.2	0	0	0	0	0	0	2.2
<b>Totals</b>			<b>0 59:59</b>	<b>7-19</b>	<b>.368</b>	<b>7-15</b>	<b>.467</b>	<b>5-7</b>	<b>.714</b>	<b>4</b>	<b>10</b>	<b>14</b>	<b>1.2</b>	<b>5</b>	<b>2</b>	<b>6</b>	<b>0</b>	<b>1</b>	<b>26</b>	<b>2.2</b>

### Player Averages

Games Played	Minutes/game	Points/game	FG Pct	3FG Pct	FT Pct	Rebounds/game	Assists/game	Turnovers/game	Assist/Turnover ratio	Steals/game	Blocks/game
12	5.0	2.2	36.8	46.7	71.4	1.2	0.2	0.5	0.3	0.1	0.0

## PRODUCTION TRACKER

	This Season	Career
Scored 5+ Points	1	4
Scored 10+ Points	-	-
Made Multiple 3FGs	1	2
Made 3+ 3FGs	-	-
Led Tech in 3FGM	1	1
Shot over 40% from 3	5	8
Played 5+ Minutes	4	16
Had Multiple Assists	-	1
Had Multiple Steals	-	-



# 13 JAYDON YOUNG

**FRESHMAN** Guard | 6-4 | 205 | Sports Media and Analytics  
 Goldsboro, North Carolina | Greensboro Day



## SEASON/CAREER BESTS

POINTS	
Season	9 at Auburn (11/29/23)
Career	9 at Auburn (11/29/23)
REBOUNDS	
Season	3 vs. Valparaiso (12/9/23)
Career	3 vs. Valparaiso (12/9/23)
ASSISTS	
Season	5 vs. Coppin State (11/6/23)
Career	5 vs. Coppin State (11/6/23)
BLOCKS	
Season	-
Career	-
STEALS	
Season	2 vs. Coppin State (11/6/23)
Career	2 vs. Coppin State (11/6/23)
MINUTES	
Season	24 at Auburn (11/29/23)
Career	24 at Auburn (11/29/23)
FIELD GOALS MADE	
Season	3 at Auburn (11/29/23)
Career	3 at Auburn (11/29/23)
FIELD GOALS ATTEMPTED	
Season	6 at Auburn (11/29/23)
Career	6 at Auburn (11/29/23)
3-PT. FIELD GOALS MADE	
Season	3 at Auburn (11/29/23)
Career	3 at Auburn (11/29/23)
3-PT. FIELD GOALS ATTEMPTED	
Season	4 at Auburn (11/29/23)
Career	4 at Auburn (11/29/23)
FREE THROWS MADE	
Season	2 (2x), last at UNC (2/17/24)
Career	2 (2x), last at UNC (2/17/24)
FREE THROWS ATTEMPTED	
Season	2 (2x), last at UNC (2/17/24)
Career	2 (2x), last at UNC (2/17/24)

- A four-year letterwinner at Greensboro Day under the winningest coach in North Carolina basketball history, Freddy Johnson.
- Three-time all-state, four-time all-conference and three-time conference player of the year.
- Eclipsed 2,000 career points in November 2022.
- Guided Greensboro Day to its 12th NCISAA state title as a senior.
- Four-star recruit according to ESPN.
- Rated the eighth-best player in the state of North Carolina, according to 247Sports.
- Chose the Hokies over Clemson, Virginia, Pitt, NC State and North Carolina A&T.
- Father, Victor, played college basketball at Mount Olive, advancing to the Elite 8 in 2005; played professionally overseas as well.

## 2023-24 GAME-BY-GAME STATS

Opponent	Date	GS	MIN	Total		3-Pointers		Free throws		Rebounds			PF	A	TO	BLK	STL	PTS	AVG		
				FG-FGA	PCT	3FG-3FGA	PCT	FT-FTA	PCT	OFF	DEF	TOT								AVG	
Coppin St.	11/06/2023		13:39	2-4	.500	2-3	.667	2-2	1.000	0	2	2	2.0	0	5	1	0	2	8	8.0	
Campbell	11/15/2023		12:15	0-4	.000	0-2	.000	0-0	.000	0	0	0	1.0	0	1	0	0	0	0	4.0	
Wofford	11/19/2023		03:57	0-1	.000	0-1	.000	0-0	.000	0	1	1	1.0	1	1	0	0	0	2.7		
vs Boise St.	11/23/2023		03:09	0-0	.000	0-0	.000	0-0	.000	0	0	0	0.8	0	0	0	0	0	2.0		
vs Fla. Atlantic	11/26/2023		05:32	0-1	.000	0-1	.000	0-0	.000	0	0	0	0.6	1	1	1	0	0	1.6		
at Auburn	11/29/2023		24:22	3-6	.500	3-4	.750	0-0	.000	0	1	1	0.7	1	1	1	0	1	9	2.8	
Louisville	12/03/2023		03:06	0-0	.000	0-0	.000	0-0	.000	0	0	0	0.6	0	0	0	0	0	2.4		
Valparaiso	12/09/2023		11:17	0-2	.000	0-1	.000	0-0	.000	0	3	3	0.9	1	0	1	0	1	2.1		
Vermont	12/16/2023		18:44	2-4	.500	2-3	.667	0-0	.000	0	1	1	0.9	0	1	0	0	6	2.6		
American	12/21/2023		05:08	0-1	.000	0-1	.000	0-0	.000	0	0	0	0.8	0	1	0	0	0	2.3		
at Wake Forest	12/30/2023		03:40	0-0	.000	0-0	.000	0-0	.000	0	1	1	0.8	0	1	0	0	0	2.1		
Clemson	01/10/2024		05:30	0-0	.000	0-0	.000	0-0	.000	0	1	1	0.8	0	0	0	0	0	1.9		
Miami (FL)	01/13/2024		06:27	0-2	.000	0-2	.000	0-0	.000	0	0	0	0.8	0	0	1	0	0	1.8		
Georgia Tech	01/27/2024		01:32	0-0	.000	0-0	.000	0-0	.000	0	1	1	0.8	1	1	0	0	0	1.6		
at Miami (FL)	02/03/2024		01:58	0-0	.000	0-0	.000	0-0	.000	0	0	0	0.7	0	0	0	0	0	1.5		
at Notre Dame	02/10/2024		02:08	0-0	.000	0-0	.000	0-0	.000	0	0	0	0.7	0	0	0	0	0	1.4		
Florida St.	02/13/2024		11:43	1-2	.500	1-2	.500	0-0	.000	0	1	1	0.7	1	0	0	0	3	1.5		
at North Carolina	02/17/2024		11:21	0-2	.000	0-2	.000	2-2	1.000	1	1	2	0.8	1	0	0	0	2	1.6		
Virginia	02/19/2024		05:25	2-2	1.000	2-2	1.000	0-0	.000	0	0	0	0.7	0	1	0	0	6	1.8		
at Pittsburgh	02/24/2024		08:55	0-1	.000	0-1	.000	0-0	.000	0	0	0	0.7	2	0	0	0	0	1.7		
at Syracuse	02/27/2024		01:36	0-0	.000	0-0	.000	0-0	.000	0	0	0	0.7	0	0	0	0	0	1.6		
at Louisville	03/05/2024		07:52	1-3	.333	1-2	.500	0-0	.000	0	0	0	0.6	0	1	0	0	1	3	1.7	
<b>Totals</b>			<b>0</b>	<b>169:15</b>	<b>11-35</b>	<b>.314</b>	<b>11-27</b>	<b>.407</b>	<b>4-4</b>	<b>1.000</b>	<b>1</b>	<b>13</b>	<b>14</b>	<b>0.6</b>	<b>9</b>	<b>15</b>	<b>5</b>	<b>0</b>	<b>5</b>	<b>37</b>	<b>1.7</b>

## Player Averages

Games Played	Minutes/game	Points/game	FG Pct	3FG Pct	FT Pct	Rebounds/game	Assists/game	Turnovers/game	Assist/Turnover ratio	Steals/game	Blocks/game
22	7.7	1.7	31.4	40.7	100.0	0.6	0.7	0.2	3.0	0.2	0.0

## PRODUCTION TRACKER

	This Season
Scored 10+ Points	-
Made Multiple 3FGs	4
Made 3+ 3FGs	1
Led Tech in 3FGM	3
Shot over 40% from 3	6
Played 10+ Minutes	7
Had Multiple Assists	1
Led Tech in Assists	1
Had Multiple Steals	1



## CAREER STATS

SEASON	TEAM	GP-GS	MIN/AVG	FG-FGA	FG%	3FG-3FGA	3FG%	FT-FTA	FT%	OFF	DEF	TOT	AVG	PF-FO	A	TO	BLK	STL	PTS	AVG
2023-24	VT	22-0	169/7.7	11-35	.314	11-27	.407	4-4	1.000	1	13	14	0.6	9-0	15	5	0	5	37	1.7
<b>TOTAL</b>		<b>22-0</b>	<b>169/7.7</b>	<b>11-35</b>	<b>.314</b>	<b>11-27</b>	<b>.407</b>	<b>4-4</b>	<b>1.000</b>	<b>1</b>	<b>13</b>	<b>14</b>	<b>0.6</b>	<b>9-0</b>	<b>15</b>	<b>5</b>	<b>0</b>	<b>5</b>	<b>37</b>	<b>1.7</b>

# 15 LYNN KIDD

SENIOR Center | 6-10 | 235 | Sociology  
Gainesville, Florida | Clemson



### SEASON/CAREER BESTS

#### POINTS

Season 31 vs. American (12/21/23)  
Career 31 vs. American (12/21/23)

#### REBOUNDS

Season 15 (2x), last vs. Florida St. (2/13/24)  
Career 15 (2x), last vs. Florida St. (2/13/24)

#### ASSISTS

Season 3 (5x), last vs. Wake Forest (3/2/24)  
Career 3 (6x), last vs. Wake Forest (3/2/24)

#### BLOCKS

Season 2 (2x), last vs. Clemson (1/10/24)  
Career 2 (6x), last vs. Clemson (1/10/24)

#### STEALS

Season 2 (4x), last vs. Boston College (1/23/24)  
Career 2 (5x), last vs. Boston College (1/23/24)

#### MINUTES

Season 29 (2x), last at Wake Forest (12/30/23)  
Career 29 (2x), last at Wake Forest (12/30/23)

#### FIELD GOALS MADE

Season 14 vs. American (12/21/23)  
Career 14 vs. American (12/21/23)

#### FIELD GOALS ATTEMPTED

Season 15 (2x), last at Wake Forest (12/30/23)  
Career 15 (2x), last at Wake Forest (12/30/23)

#### 3-PT. FIELD GOALS MADE

Season -  
Career -

#### 3-PT. FIELD GOALS ATTEMPTED

Season -  
Career -

#### FREE THROWS MADE

Season 9 vs. Vermont (12/16/23)  
Career 9 vs. Vermont (12/16/23)

#### FREE THROWS ATTEMPTED

Season 11 vs. Vermont (12/16/23)  
Career 11 vs. Vermont (12/16/23)

- Has had two terrific summers of offseason development.
- Rebounding continues to be a point of emphasis for him.
- Played in seven games, totaling eight points in 33 minutes of action as a freshman at Clemson.
- Reclassified from the 2021 recruiting class to 2020.
- No. 77 overall prospect on ESPN's Top-100 list of high school juniors; four-star recruit.
- Chose Clemson over Virginia Tech, Miami, Wake Forest, Auburn and Florida during his initial recruitment.

### 2023-24 GAME-BY-GAME STATS

Opponent	Date	GS	MIN	Total		3-Pointers		Free throws		Rebounds				PF	A	TO	BLK	STL	PTS	AVG	
				FG-FGA	PCT	3FG-3FGA	PCT	FT-FTA	PCT	OFF	DEF	TOT	AVG								
Coppin St.	11/06/2023	*	22:53	6-6	1.000	0-0	.000	2-5	.400	3	8	11	11.0	1	0	3	1	0	14	14.0	
vs South Carolina	11/10/2023	*	26:28	5-7	.714	0-0	.000	2-2	1.000	1	5	6	8.5	2	2	2	0	2	12	13.0	
Campbell	11/15/2023	*	24:48	9-12	.750	0-0	.000	6-7	.857	5	10	15	10.7	2	1	2	0	0	24	16.7	
Wofford	11/19/2023	*	20:55	6-8	.750	0-0	.000	8-8	1.000	2	5	7	9.8	1	3	0	1	0	20	17.5	
vs Boise St.	11/23/2023	*	28:52	6-8	.750	0-0	.000	7-7	1.000	1	5	6	9.0	2	1	1	0	1	19	17.8	
vs Iowa St.	11/24/2023	*	28:32	5-6	.833	0-0	.000	3-3	1.000	1	3	4	8.2	2	2	3	0	1	13	17.0	
vs Fla. Atlantic	11/26/2023	*	23:02	4-8	.500	0-0	.000	1-2	.500	1	6	7	8.0	1	0	2	0	0	9	15.9	
at Auburn	11/29/2023	*	29:17	2-6	.333	0-0	.000	2-2	1.000	2	5	7	7.9	1	1	2	1	2	6	14.6	
Louisville	12/03/2023	*	24:39	8-13	.615	0-0	.000	3-4	.750	0	4	4	7.4	4	1	1	0	0	19	15.1	
Valparaiso	12/09/2023	*	22:05	4-7	.571	0-0	.000	6-6	1.000	1	5	6	7.3	0	1	1	0	0	14	15.0	
Vermont	12/16/2023	*	23:35	4-7	.571	0-0	.000	9-11	.818	4	7	11	7.6	1	1	3	0	1	17	15.2	
American	12/21/2023	*	23:58	14-15	.933	0-0	.000	3-3	1.000	2	9	11	7.9	1	1	0	2	0	31	16.5	
at Wake Forest	12/30/2023	*	29:20	7-15	.467	0-0	.000	0-0	.000	1	4	5	7.7	3	3	3	0	0	14	16.3	
at Florida St.	01/06/2024	*	25:17	1-5	.200	0-0	.000	0-0	.000	3	5	8	7.7	4	3	3	1	0	2	15.3	
Clemson	01/10/2024	*	23:23	3-6	.500	0-0	.000	0-0	.000	0	2	2	7.3	2	1	0	2	1	6	14.7	
Miami (FL)	01/13/2024	*	24:30	8-8	1.000	0-0	.000	0-0	.000	1	3	4	7.1	4	2	0	0	1	16	14.8	
at Virginia	01/17/2024	*	16:13	1-3	.333	0-0	.000	0-0	.000	0	2	2	6.8	0	2	1	0	0	2	14.0	
at NC State	01/20/2024	*	23:57	6-8	.750	0-0	.000	2-2	1.000	0	6	6	6.8	1	3	1	0	2	14	14.0	
Boston College	01/23/2024	*	24:59	4-9	.444	0-0	.000	2-2	1.000	0	5	5	6.7	2	0	1	1	2	10	13.8	
Georgia Tech	01/27/2024	*	15:32	7-9	.778	0-0	.000	4-4	1.000	3	1	4	6.6	4	1	1	0	0	18	14.0	
Duke	01/29/2024	*	22:50	5-9	.556	0-0	.000	2-2	1.000	0	4	4	6.4	2	1	0	1	0	12	13.9	
at Miami (FL)	02/03/2024	*	23:36	3-5	.600	0-0	.000	0-0	.000	1	10	11	6.6	3	1	2	1	1	6	13.5	
at Notre Dame	02/10/2024	*	15:32	1-3	.333	0-0	.000	0-0	.000	1	0	1	6.4	3	0	0	0	0	2	13.0	
Florida St.	02/13/2024	*	28:40	4-9	.444	0-0	.000	4-6	.667	6	9	15	6.8	0	1	1	0	0	12	13.0	
at North Carolina	02/17/2024	*	15:21	5-7	.714	0-0	.000	1-1	1.000	1	1	2	6.6	4	0	0	0	0	11	12.9	
Virginia	02/19/2024	*	18:25	5-5	1.000	0-0	.000	4-4	1.000	1	6	7	6.6	1	0	0	1	1	14	13.0	
at Pittsburgh	02/24/2024	*	15:35	4-8	.500	0-0	.000	0-0	.000	0	2	2	6.4	1	0	1	0	0	8	12.8	
at Syracuse	02/27/2024	*	28:20	8-9	.889	0-0	.000	0-0	.000	3	5	8	6.5	1	1	2	0	0	16	12.9	
Wake Forest	03/02/2024	*	25:57	9-11	.818	0-0	.000	3-4	.750	1	8	9	6.6	3	3	1	1	0	21	13.2	
at Louisville	03/05/2024	*	18:23	4-7	.571	0-0	.000	3-6	.500	2	7	9	6.6	3	0	1	0	1	11	13.1	
<b>Totals</b>			<b>30</b>	<b>694:53</b>	<b>158-239</b>	<b>.661</b>	<b>0-0</b>	<b>.000</b>	<b>77-91</b>	<b>.846</b>	<b>47</b>	<b>152</b>	<b>199</b>	<b>6.6</b>	<b>59</b>	<b>36</b>	<b>38</b>	<b>13</b>	<b>16</b>	<b>393</b>	<b>13.1</b>

#### Player Averages

Games Played	Minutes/game	Points/game	FG Pct	3FG Pct	FT Pct	Rebounds/game	Assists/game	Turnovers/game	Assist/Turnover ratio	Steals/game	Blocks/game
30	23.2	13.1	66.1	0.0	84.6	6.6	1.2	1.3	0.9	0.5	0.4

### PRODUCTION TRACKER

	This Season	Career
Scored 10+ Points	22	26
Scored 20+ Points	4	4
Had 10+ Rebounds	6	7
Had Multiple Blocks	2	6
Led Tech in Blocks	8	14
Had Multiple Steals	4	5
Shot over 50% from the floor	23	52
Shot 5+ Free Throws	8	10
Had Multiple Dunks	14	18



### CAREER STATS

SEASON	TEAM	GP-GS	MIN/AVG	FG-FGA	FG%	3FG-3FGA	3FG%	FT-FTA	FT%	OFF	DEF	TOT	AVG	PF-FO	A	TO	BLK	STL	PTS	AVG
2020-21	CU	7-0	32/4.6	2-6	.333	0-0	.000	4-4	1.000	4	3	7	1.0	6-0	1	2	2	0	8	1.1
2021-22	VT	10-0	25/2.5	3-8	.375	0-0	.000	1-1	1.000	6	5	11	1.1	0-0	0	3	2	0	7	0.7
2022-23	VT	34-5	429/12.6	77-116	.664	0-0	.000	17-29	.586	34	82	116	3.4	53-0	21	21	15	9	171	5.0
2023-24	VT	30-30	695/23.2	158-239	.661	0-0	.000	77-91	.846	47	152	199	6.6	59-0	36	38	13	16	393	13.1
<b>TOTAL FOR VT</b>		<b>74-35</b>	<b>1149/15.5</b>	<b>238-363</b>	<b>.656</b>	<b>0-0</b>	<b>.000</b>	<b>95-121</b>	<b>.785</b>	<b>87</b>	<b>239</b>	<b>326</b>	<b>4.4</b>	<b>112-0</b>	<b>57</b>	<b>62</b>	<b>30</b>	<b>25</b>	<b>571</b>	<b>7.7</b>
<b>TOTAL</b>		<b>81-35</b>	<b>1181/14.6</b>	<b>240-369</b>	<b>.650</b>	<b>0-0</b>	<b>.000</b>	<b>99-125</b>	<b>.792</b>	<b>91</b>	<b>242</b>	<b>333</b>	<b>4.1</b>	<b>118-0</b>	<b>58</b>	<b>64</b>	<b>32</b>	<b>25</b>	<b>579</b>	<b>7.1</b>

# 23 TYLER NICKEL

**SOPHOMORE** Guard | 6-7 | 220 | Sociology  
Harrisonburg, Virginia | North Carolina



## SEASON/CAREER BESTS

### POINTS

Season 24 vs. Clemson (1/10/24)  
Career 24 vs. Clemson (1/10/24)

### REBOUNDS

Season 7 vs. Coppin State (11/6/23)  
Career 3 vs. The Citadel (12/13/22)

### ASSISTS

Season 6 vs. Virginia (2/19/24)  
Career 6 vs. Virginia (2/19/24)

### BLOCKS

Season 3 at UNC (2/17/24)  
Career 3 at UNC (2/17/24)

### STEALS

Season 2 (3x), last vs. Florida St. (2/13/24)  
Career 2 (4x), last vs. Florida St. (2/13/24)

### MINUTES

Season 37 vs. Miami (1/13/24)  
Career 37 vs. Miami (1/13/24)

### FIELD GOALS MADE

Season 8 vs. Clemson (1/10/24)  
Career 8 vs. Clemson (1/10/24)

### FIELD GOALS ATTEMPTED

Season 11 (2x), last at Louisville (3/5/24)  
Career 11 (2x), last at Louisville (3/5/24)

### 3-PT. FIELD GOALS MADE

Season 5 vs. Clemson (1/10/24)  
Career 5 vs. Clemson (1/10/24)

### 3-PT. FIELD GOALS ATTEMPTED

Season 8 (2x), last at Louisville (3/5/24)  
Career 8 (3x), last at Louisville (3/5/24)

### FREE THROWS MADE

Season 6 at Wake Forest (12/30/23)  
Career 6 at Wake Forest (12/30/23)

### FREE THROWS ATTEMPTED

Season 7 (2x), last at Wake Forest (12/30/23)  
Career 7 (2x), last at Wake Forest (12/30/23)

## CAREER STATS

SEASON	TEAM	GP-GS	MIN/AVG	FG-FGA	FG%	3FG-3FGA	3FG%	FT-FTA	FT%	OFF	DEF	TOT	AVG	PF-FO	A	TO	BLK	STL	PTS	AVG
2022-23	UNC	25-0	150/6.0	15-40	.375	6-27	.222	16-19	.842	9	7	16	0.6	10-0	7	3	3	3	52	2.1
2023-24	VT	29-7	712/24.5	82-190	.432	52-132	.394	34-43	.791	13	48	61	2.1	41-0	42	21	8	16	250	8.6
<b>TOTAL FOR VT</b>		<b>29-7</b>	<b>712/24.5</b>	<b>82-190</b>	<b>.432</b>	<b>52-132</b>	<b>.394</b>	<b>34-43</b>	<b>.791</b>	<b>13</b>	<b>48</b>	<b>61</b>	<b>2.1</b>	<b>41-0</b>	<b>42</b>	<b>21</b>	<b>8</b>	<b>16</b>	<b>250</b>	<b>8.6</b>
<b>TOTAL</b>		<b>54-7</b>	<b>862/16.0</b>	<b>97-230</b>	<b>.422</b>	<b>58-159</b>	<b>.365</b>	<b>50-62</b>	<b>.806</b>	<b>22</b>	<b>55</b>	<b>77</b>	<b>1.4</b>	<b>51-0</b>	<b>49</b>	<b>24</b>	<b>11</b>	<b>19</b>	<b>302</b>	<b>5.6</b>

- Every time he shoots the ball, Coach Young believes it's going in.
- Has a sneaky good pull-up jumper.
- Averaged 2.1 points in 25 games for North Carolina in 2022-23.
- Scored a season-high 16 points (all in the second half), the most off the bench by a Tar Heel on the season, vs. The Citadel; was 5 for 10 from the floor, including 3 for 8 3FGs vs. the Bulldogs.
- Virginia High School League's all-time leading scorer with 2,909 points in 102 games.
- Virginia Player of the Year in 2022.
- Is the first player from East Rockingham High School to play at a Division I school.
- Four-star prospect in the class of 2022 and ranked third in Virginia; picked UNC over Tech in his initial recruitment.
- Son of Eric and Jacki Nickel; both played basketball in college.

## 2023-24 GAME-BY-GAME STATS

Opponent	Date	GS	MIN	Total		3-Pointers		Free throws		Rebounds				PF	A	TO	BLK	STL	PTS	AVG
				FG-FGA	PCT	3FG-3FGA	PCT	FT-FTA	PCT	OFF	DEF	TOT	AVG							
Coppin St.	11/06/2023		20:06	4-9	.444	2-6	.333	2-2	1.000	3	4	7	7.0	1	1	0	1	0	12	12.0
vs South Carolina	11/10/2023		22:09	0-3	.000	0-2	.000	2-2	1.000	0	0	0	3.5	0	1	0	0	0	2	7.0
Wofford	11/19/2023		22:19	3-3	1.000	3-3	1.000	5-7	.714	1	0	1	2.7	2	2	0	0	2	14	9.3
vs Boise St.	11/23/2023		31:41	5-10	.500	1-4	.250	3-5	.600	1	3	4	3.0	0	2	1	1	1	14	10.5
vs Iowa St.	11/24/2023		27:10	3-7	.429	3-6	.500	1-2	.500	2	1	3	3.0	1	1	2	0	0	10	10.4
vs Fla. Atlantic	11/26/2023		24:24	1-2	.500	0-1	.000	0-0	.000	0	1	1	2.7	1	1	0	0	0	2	9.0
at Auburn	11/29/2023	*	19:29	0-5	.000	0-3	.000	0-0	.000	1	0	1	2.4	3	0	3	0	0	0	7.7
Louisville	12/03/2023	*	24:48	1-6	.167	1-6	.167	0-0	.000	0	2	2	2.4	2	2	0	1	1	3	7.1
Valparaiso	12/09/2023	*	25:43	4-7	.571	4-7	.571	0-0	.000	0	2	2	2.3	1	3	0	0	1	12	7.7
Vermont	12/16/2023	*	29:41	4-9	.444	2-7	.286	3-3	1.000	0	2	2	2.3	2	2	1	0	0	13	8.2
American	12/21/2023	*	29:03	2-7	.286	1-4	.250	0-0	.000	0	0	0	2.1	2	0	1	0	0	5	7.9
at Wake Forest	12/30/2023		28:31	2-4	.500	1-2	.500	6-7	.857	0	2	2	2.1	1	1	0	0	1	11	8.2
at Florida St.	01/06/2024	*	20:14	2-4	.500	1-2	.500	4-5	.800	1	0	1	2.0	1	1	2	0	0	9	8.2
Clemson	01/10/2024		27:59	8-11	.727	5-7	.714	3-4	.750	0	4	4	2.1	1	1	1	1	1	24	9.4
Miami (FL)	01/13/2024	*	37:17	2-10	.200	2-8	.250	0-0	.000	0	1	1	2.1	2	4	2	0	1	6	9.1
at Virginia	01/17/2024		23:57	2-8	.250	2-7	.286	2-2	1.000	0	4	4	2.2	0	1	3	0	0	8	9.1
at NC State	01/20/2024		21:12	4-6	.667	3-5	.600	1-1	1.000	0	0	0	2.1	2	0	0	0	0	12	9.2
Boston College	01/23/2024		20:08	2-4	.500	1-2	.500	0-0	.000	0	0	0	1.9	1	3	0	0	0	5	9.0
Georgia Tech	01/27/2024		22:07	4-7	.571	3-6	.500	0-0	.000	1	2	3	2.0	2	3	0	1	0	11	9.1
Duke	01/29/2024		16:33	0-1	.000	0-1	.000	0-0	.000	0	2	2	2.0	0	1	0	0	1	0	8.7
at Miami (FL)	02/03/2024		23:16	4-8	.500	2-4	.500	0-0	.000	1	1	2	2.0	4	0	1	0	2	10	8.7
at Notre Dame	02/10/2024		20:46	3-5	.600	2-4	.500	1-1	1.000	0	1	1	2.0	2	1	0	0	0	9	8.7
Florida St.	02/13/2024		29:12	6-9	.667	3-4	.750	0-0	.000	1	2	3	2.0	2	0	1	0	2	15	9.0
at North Carolina	02/17/2024		27:40	5-8	.625	4-6	.667	0-0	.000	0	1	1	2.0	1	1	1	1	3	14	9.2
Virginia	02/19/2024		26:29	5-9	.556	2-5	.400	1-2	.500	0	4	4	2.0	1	6	1	0	0	13	9.4
at Pittsburgh	02/24/2024		31:14	0-6	.000	0-4	.000	0-0	.000	0	1	1	2.0	1	1	0	0	1	0	9.0
at Syracuse	02/27/2024		24:34	1-7	.143	1-4	.250	0-0	.000	0	3	3	2.0	1	1	0	0	0	3	8.8
Wake Forest	03/02/2024		15:15	0-4	.000	0-4	.000	0-0	.000	1	3	4	2.1	1	2	1	0	1	0	8.5
at Louisville	03/05/2024		18:43	5-11	.455	3-8	.375	0-0	.000	0	2	2	2.1	3	0	0	0	0	13	8.6
<b>Totals</b>			<b>7 711:39</b>	<b>82-190</b>	<b>.432</b>	<b>52-132</b>	<b>.394</b>	<b>34-43</b>	<b>.791</b>	<b>13</b>	<b>48</b>	<b>61</b>	<b>2.1</b>	<b>41</b>	<b>42</b>	<b>21</b>	<b>8</b>	<b>16</b>	<b>250</b>	<b>8.6</b>

## Player Averages

Games Played	Minutes/game	Points/game	FG Pct	3FG Pct	FT Pct	Rebounds/game	Assists/game	Turnovers/game	Assist/Turnover ratio	Steals/game	Blocks/game
29	24.5	8.6	43.2	39.4	79.1	2.1	1.4	0.7	2.0	0.6	0.3

## PRODUCTION TRACKER

	This Season	Career
Scored 10+ Points	14	15
Led Tech in Scoring	-	-
Made Multiple 3FGs	16	17
Made 3+ 3FGs	9	10
Led Tech in 3FGM	6	6
Shot over 40% from 3	14	17
Had Multiple Assists	10	11
Had Multiple Blocks	1	1
Had Multiple Steals	3	4



# 31 ROBBIE BERAN

**GRADUATE STUDENT** Forward | 6-9 | 215 | Agricultural and Life Sciences  
Richmond, Virginia | Northwestern



## SEASON/CAREER BESTS

### POINTS

Season 14 vs. Georgia Tech (1/27/24)  
Career 20 (2x), last vs. Prairie View (12/11/22)

### REBOUNDS

Season 13 at Notre Dame (2/10/24)  
Career 13 at Notre Dame (2/10/24)

### ASSISTS

Season 3 (5x), last at Louisville (3/5/24)  
Career 4 (3x), last vs. Illinois (1/7/21)

### BLOCKS

Season 3 (2x), last vs. Virginia (2/19/24)  
Career 3 (5x), last vs. Virginia (2/19/24)

### STEALS

Season 2 (5x), last at NC State (1/20/24)  
Career 5 vs. Eastern Illinois (11/9/21)

### MINUTES

Season 38 vs. Wake Forest (3/2/24)  
Career 38 (2x), last vs. Wake Forest (3/2/24)

### FIELD GOALS MADE

Season 4 (5x), last at Louisville (3/5/24)  
Career 6 (5x), last vs. Prairie View (12/11/22)

### FIELD GOALS ATTEMPTED

Season 8 (2x), last at Louisville (3/5/24)  
Career 14 at Illinois (1/18/20)

### 3-PT. FIELD GOALS MADE

Season 4 at Louisville (3/5/24)  
Career 4 (2x), last at Louisville (3/5/24)

### 3-PT. FIELD GOALS ATTEMPTED

Season 7 at Louisville (3/5/24)  
Career 11 vs. Indiana (2/15/23)

### FREE THROWS MADE

Season 5 vs. Georgia Tech (1/27/24)  
Career 10 vs. Chicago State (11/7/22)

### FREE THROWS ATTEMPTED

Season 6 vs. Georgia Tech (1/27/24)  
Career 11 vs. Chicago State (11/7/22)

## CAREER STATS

SEASON	TEAM	GP-GS	MIN/AVG	FG-FGA	FG%	3FG-3FGA	3FG%	FT-FTA	FT%	OFF	DEF	TOT	AVG	PF-FO	A	TO	BLK	STL	PTS	AVG
2019-20	NU	31-18	590/19.0	55-141	.390	20-50	.400	26-40	.650	26	78	104	3.4	73-3	19	26	17	5	156	5.0
2020-21	NU	24-18	485/20.2	48-108	.444	20-57	.351	20-30	.667	10	55	65	2.7	62-3	26	15	10	7	136	5.7
2021-22	NU	31-30	677/21.8	73-156	.468	30-82	.366	21-28	.750	29	103	132	4.3	75-5	20	21	23	21	197	6.4
2022-23	NU	34-34	875/25.7	80-217	.369	39-113	.345	56-66	.848	39	114	153	4.5	69-0	21	21	24	18	255	7.5
2023-24	VT	30-25	684/22.8	68-144	.472	25-72	.347	28-35	.800	24	93	117	3.9	83-2	33	32	26	17	189	6.3
<b>TOTAL FOR VT</b>		<b>30-25</b>	<b>684/22.8</b>	<b>68-144</b>	<b>.472</b>	<b>25-72</b>	<b>.347</b>	<b>28-35</b>	<b>.800</b>	<b>24</b>	<b>93</b>	<b>117</b>	<b>3.9</b>	<b>83-2</b>	<b>33</b>	<b>32</b>	<b>26</b>	<b>17</b>	<b>189</b>	<b>6.3</b>
<b>TOTAL</b>		<b>150-125</b>	<b>3311/22.1</b>	<b>324-766</b>	<b>.423</b>	<b>134-374</b>	<b>.358</b>	<b>151-199</b>	<b>.759</b>	<b>128</b>	<b>443</b>	<b>571</b>	<b>3.8</b>	<b>362-13</b>	<b>119</b>	<b>115</b>	<b>100</b>	<b>68</b>	<b>933</b>	<b>6.2</b>

- Stretch four that will greatly impact winning with the Hokies. *Last name pronounced: bear-IN*
- Strong defender and vocal leader.
- Has learned over the course of his career how to win and close out games.
- Veteran player who has competed in over 100 career games.
- Led Northwestern to its second-ever NCAA tournament appearance in 2023.
- Owner of two dogs: Smokey (chihuahua) and Stella (Labrador retriever/mutt mix); girlfriend owns Ivy (golden retriever), so three dogs total in their household.
- Sister, Annemarie, attends VCOM in Blacksburg.
- Earned undergraduate degree in learning and organization change in 2022 from Northwestern.
- Close to finishing first master's degree in sports administration from Northwestern.
- Pursuing a master's degree in applied animal behavior and welfare.

## 2023-24 GAME-BY-GAME STATS

Opponent	Date	GS	MIN	Total		3-Pointers		Free throws		Rebounds			PF	A	TO	BLK	STL	PTS	AVG		
				FG-FGA	PCT	3FG-3FGA	PCT	FT-FTA	PCT	OFF	DEF	TOT								AVG	
Coppin St.	11/06/2023	*	14:47	1-4	.250	0-2	.000	0-0	.000	1	1	2	2.0	4	0	3	1	0	2	2.0	
vs South Carolina	11/10/2023	*	17:11	3-5	.600	1-3	.333	0-0	.000	1	0	1	1.5	0	1	0	1	0	7	4.5	
Campbell	11/15/2023	*	27:49	2-5	.400	0-2	.000	2-2	1.000	0	3	3	2.0	1	1	0	2	2	6	5.0	
Wofford	11/19/2023	*	23:25	1-3	.333	0-1	.000	1-2	.500	0	4	4	2.5	4	1	3	3	1	3	4.5	
vs Boise St.	11/23/2023	*	28:22	1-3	.333	0-0	.000	2-2	1.000	0	3	3	2.6	4	1	1	2	1	4	4.4	
vs Iowa St.	11/24/2023	*	15:54	1-4	.250	0-2	.000	2-2	1.000	1	1	2	2.5	4	0	0	0	0	4	4.4	
vs Fla. Atlantic	11/26/2023	*	17:01	0-2	.000	0-0	.000	0-0	.000	1	1	2	2.4	0	1	0	0	2	0	3.7	
at Auburn	11/29/2023	*	10:48	0-1	.000	0-1	.000	2-2	1.000	0	2	2	2.4	5	0	1	1	0	2	3.5	
Louisville	12/03/2023	*	12:47	1-7	.143	0-4	.000	0-0	.000	0	1	1	2.2	0	0	0	0	1	0	2	3.3
Valparaiso	12/09/2023	*	21:13	3-6	.500	2-4	.500	1-2	.500	1	3	4	2.4	1	3	3	1	0	9	3.9	
Vermont	12/16/2023	*	18:43	1-4	.250	1-3	.333	0-0	.000	1	6	7	2.8	2	2	1	1	2	3	3.8	
American	12/21/2023	*	20:37	3-3	1.000	1-1	1.000	0-0	.000	1	3	4	2.9	2	2	0	1	2	7	4.1	
at Wake Forest	12/30/2023	*	16:42	3-6	.500	2-4	.500	0-0	.000	0	2	2	2.8	4	2	2	2	0	8	4.4	
at Florida St.	01/06/2024	*	25:14	1-3	.333	0-2	.000	0-0	.000	0	3	3	2.9	4	0	2	1	0	2	4.2	
Clemson	01/10/2024	*	18:06	3-4	.750	2-3	.667	0-0	.000	2	6	8	3.2	2	0	2	0	0	8	4.5	
Miami (FL)	01/13/2024	*	24:58	3-7	.429	2-5	.400	0-0	.000	2	3	5	3.3	5	0	1	0	1	8	4.7	
at Virginia	01/17/2024	*	18:39	4-7	.571	2-4	.500	0-0	.000	0	6	6	3.5	4	0	2	1	0	10	5.0	
at NC State	01/20/2024	*	24:44	3-4	.750	1-1	1.000	4-4	1.000	0	3	3	3.4	3	0	1	1	2	11	5.3	
Boston College	01/23/2024	*	34:28	3-5	.600	1-2	.500	2-2	1.000	1	2	3	3.4	3	2	1	0	1	9	5.5	
Georgia Tech	01/27/2024	*	26:27	4-7	.571	1-3	.333	5-6	.833	1	8	9	3.7	3	2	1	0	0	14	6.0	
Duke	01/29/2024	*	31:34	3-7	.429	1-5	.200	0-0	.000	0	2	2	3.6	3	3	0	1	1	7	6.0	
at Miami (FL)	02/03/2024	*	29:33	4-5	.800	1-2	.500	1-2	.500	2	1	3	3.5	2	3	0	1	0	10	6.2	
at Notre Dame	02/10/2024	*	32:21	3-6	.500	1-2	.500	1-2	.500	1	12	13	4.0	4	1	1	0	0	8	6.3	
Florida St.	02/13/2024	*	13:53	1-4	.250	0-2	.000	0-0	.000	0	1	3	4.0	4	0	0	1	0	2	6.1	
at North Carolina	02/17/2024	*	17:04	0-2	.000	0-1	.000	0-0	.000	0	1	1	3.8	4	1	0	0	1	0	5.8	
Virginia	02/19/2024	*	28:06	4-4	1.000	2-2	1.000	3-3	1.000	1	3	4	3.8	0	0	1	3	0	13	6.1	
at Pittsburgh	02/24/2024	*	25:03	2-6	.333	0-2	.000	0-0	.000	1	3	4	3.9	4	0	1	0	0	4	6.0	
at Syracuse	02/27/2024	*	18:46	3-8	.375	0-1	.000	0-0	.000	2	0	2	3.8	1	3	1	0	0	6	6.0	
Wake Forest	03/02/2024	*	38:04	3-4	.750	0-1	.000	2-2	1.000	1	4	5	3.8	3	1	3	0	0	8	6.1	
at Louisville	03/05/2024	*	31:26	4-8	.500	4-7	.571	0-2	.000	2	4	6	3.9	3	3	1	1	1	12	6.3	
<b>Totals</b>			<b>25</b>	<b>683:45</b>	<b>68-144</b>	<b>.472</b>	<b>25-72</b>	<b>.347</b>	<b>28-35</b>	<b>.800</b>	<b>24</b>	<b>93</b>	<b>117</b>	<b>3.9</b>	<b>83</b>	<b>33</b>	<b>32</b>	<b>26</b>	<b>17</b>	<b>189</b>	<b>6.3</b>

### Player Averages

Games Played	Minutes/game	Points/game	FG Pct	3FG Pct	FT Pct	Rebounds/game	Assists/game	Turnovers/game	Assist/Turnover ratio	Steals/game	Blocks/game
30	22.8	6.3	47.2	34.7	80.0	3.9	1.1	1.1	1.0	0.6	0.9

## PRODUCTION TRACKER

	This Season	Career
Scored 10+ Points	6	30
Scored 20+ Points	-	2
Led Tech in Scoring	-	-
Had 10+ Rebounds	1	4
Led Tech in Rebounding	4	4
Had a Double-Double	-	2
Shot over 50% from the floor	14	43
Made 3+ 3FGs	1	8
Shot 5+ Free Throws	1	3



# 33 MICHAEL WARD

**SOPHOMORE** Guard | 6-2 | 175 | Business  
Bethesda, Maryland | Walt Whitman



- Recruited as a preferred walk-on.
- Appeared in six games, logging a total of six minutes in 2022-23.
- Averaged 15.1 points, 5.7 rebounds, 1.9 assists, and 1.4 steals per game for Whitman in 2021-22.
- Shot 38% from 3-point range (57-149) and helped lead the Vikings to a 13-9 overall record and a berth in the 4A West Regional semifinals.
- Named First-Team 4A South Division and to the Montgomery County 4A South All-Division Team.

## SEASON/CAREER BESTS

### POINTS

Season -  
Career -

### REBOUNDS

Season -  
Career -

### ASSISTS

Season -  
Career -

### BLOCKS

Season -  
Career -

### STEALS

Season -  
Career -

### MINUTES

Season 1 (2x), last vs. Virginia (2/19/24)  
Career 2 vs. Dayton (12/7/22)

### FIELD GOALS MADE

Season -  
Career -

### FIELD GOALS ATTEMPTED

Season 1 vs. Virginia (2/19/24)  
Career 2 at Louisville (2/28/23)

### 3-PT. FIELD GOALS MADE

Season -  
Career -

### 3-PT. FIELD GOALS ATTEMPTED

Season 1 vs. Virginia (2/19/24)  
Career 1 (2x), last vs. Virginia (2/19/24)

### FREE THROWS MADE

Season -  
Career -

### FREE THROWS ATTEMPTED

Season -  
Career -

## 2023-24 GAME-BY-GAME STATS

Opponent	Date	GS	MIN	Total		3-Pointers		Free throws		Rebounds				PF	A	TO	BLK	STL	PTS	AVG
				FG-FGA	PCT	3FG-3FGA	PCT	FT-FTA	PCT	OFF	DEF	TOT	AVG							
Valparaiso	12/09/2023		00:52	0-0	.000	0-0	.000	0-0	.000	0	0	0	0.0	0	0	0	0	0	0	0.0
American	12/21/2023		00:13	0-0	.000	0-0	.000	0-0	.000	0	0	0	0.0	0	0	0	0	0	0.0	
Virginia	02/19/2024		01:19	0-1	.000	0-1	.000	0-0	.000	0	0	0	0.0	0	0	0	0	0	0.0	
<b>Totals</b>		<b>0</b>	<b>02:24</b>	<b>0-1</b>	<b>.000</b>	<b>0-1</b>	<b>.000</b>	<b>0-0</b>	<b>.000</b>	<b>0</b>	<b>0</b>	<b>0</b>	<b>0.0</b>	<b>0</b>	<b>0</b>	<b>0</b>	<b>0</b>	<b>0</b>	<b>0.0</b>	

## Player Averages

Games Played	Minutes/game	Points/game	FG Pct	3FG Pct	FT Pct	Rebounds/game	Assists/game	Turnovers/game	Assist/Turnover ratio	Steals/game	Blocks/game
3	0.8	0.0	0.0	0.0	0.0	0.0	0.0	0.0	0.0	0.0	0.0

## PRODUCTION TRACKER

	This Season
Scored 5+ Points	-
Scored 10+ Points	-
Made Multiple 3FGs	-
Made 3+ 3FGs	-
Led Tech in 3FGM	-
Shot over 40% from 3	-
Played 5+ Minutes	-
Had Multiple Assists	-
Had Multiple Steals	-



## CAREER STATS

SEASON	TEAM	GP-GS	MIN/AVG	FG-FGA	FG%	3FG-3FGA	3FG%	FT-FTA	FT%	OFF	DEF	TOT	AVG	PF-FO	A	TO	BLK	STL	PTS	AVG
2022-23	VT	6-0	6/1.0	0-2	.000	0-1	.000	0-0	.000	0	0	0	0.0	0-0	0	1	0	0	0	0.0
2023-24	VT	3-0	2/0.8	0-1	.000	0-1	.000	0-0	.000	0	0	0	0.0	0-0	0	0	0	0	0	0.0
<b>TOTAL</b>		<b>9-0</b>	<b>9/1.0</b>	<b>0-3</b>	<b>.000</b>	<b>0-2</b>	<b>.000</b>	<b>0-0</b>	<b>.000</b>	<b>0</b>	<b>0</b>	<b>0</b>	<b>0.0</b>	<b>0-0</b>	<b>0</b>	<b>1</b>	<b>0</b>	<b>0</b>	<b>0</b>	<b>0.0</b>



# 34 MYLYJAE POTEAAT

SENIOR Forward | 6-9 | 265 | Sociology  
Reidsville, North Carolina | Rice



## SEASON/CAREER BESTS

**POINTS**  
Season 18 vs. Georgia Tech (1/27/24)  
Career 18 (2x), last vs. Georgia Tech (1/27/24)

**REBOUNDS**  
Season 8 at UNC (2/17/24)  
Career 11 vs. Ohio (3/19/22)

**ASSISTS**  
Season 2 (4x), last vs. Virginia (2/19/24)  
Career 3 vs. Jarvis Christian (2/8/22)

**BLOCKS**  
Season 2 (2x), last vs. Georgia Tech (1/27/24)  
Career 2 (2x), last vs. Georgia Tech (1/27/24)

**STEALS**  
Season 2 at Miami (2/3/24)  
Career 2 (2x), last at Miami (2/3/24)

**MINUTES**  
Season 24 at Pitt (2/24/24)  
Career 25 vs. Clemson (1/4/23)

**FIELD GOALS MADE**  
Season 6 (2x), last at Notre Dame (2/10/24)  
Career 7 at Western Kentucky (1/13/22)

**FIELD GOALS ATTEMPTED**  
Season 9 vs. Georgia Tech (1/27/24)  
Career 10 at Western Kentucky (1/13/22)

**3-PT. FIELD GOALS MADE**  
Season -  
Career -

**3-PT. FIELD GOALS ATTEMPTED**  
Season -  
Career 1 at UAB (1/23/21)

**FREE THROWS MADE**  
Season 6 (2x), last vs. Georgia Tech (1/27/24)  
Career 9 at Louisiana Tech (1/27/22)

**FREE THROWS ATTEMPTED**  
Season 8 at NC State (1/20/24)  
Career 10 at Louisiana Tech (1/27/22)

## CAREER STATS

SEASON	TEAM	GP-GS	MIN/AVG	FG-FGA	FG%	3FG-3FGA	3FG%	FT-FTA	FT%	OFF	DEF	TOT	AVG	PF-FO	A	TO	BLK	STL	PTS	AVG
2020-21	Rice	13-0	131/10.1	19-29	.655	0-1	.000	20-25	.800	11	24	35	2.7	25-0	6	15	4	3	58	4.5
2021-22	Rice	33-3	454/13.8	93-150	.620	0-0	.000	67-99	.677	58	79	137	4.2	67-1	12	40	8	4	253	7.7
2022-23	VT	34-0	297/8.7	34-53	.642	0-0	.000	49-66	.742	28	39	67	2.0	49-0	10	16	5	5	117	3.4
2023-24	VT	30-0	436/14.5	77-119	.647	0-0	.000	45-65	.692	39	57	96	3.2	57-1	20	23	7	9	199	6.6
<b>TOTAL FOR VT</b>		<b>64-0</b>	<b>732/11.4</b>	<b>111-172</b>	<b>.645</b>	<b>0-0</b>	<b>.000</b>	<b>94-131</b>	<b>.718</b>	<b>67</b>	<b>96</b>	<b>163</b>	<b>2.5</b>	<b>106-1</b>	<b>30</b>	<b>39</b>	<b>12</b>	<b>14</b>	<b>316</b>	<b>4.9</b>
<b>TOTAL</b>		<b>110-3</b>	<b>1317/12.0</b>	<b>223-351</b>	<b>.635</b>	<b>0-1</b>	<b>.000</b>	<b>181-255</b>	<b>.710</b>	<b>136</b>	<b>199</b>	<b>335</b>	<b>3.0</b>	<b>198-2</b>	<b>48</b>	<b>94</b>	<b>24</b>	<b>21</b>	<b>627</b>	<b>5.7</b>

- Has drawn high praise from Coach Young since arriving in Blacksburg – credits his footwork and hands. *Name pronounced: muh-LIE-juhl POH-teet*
- Going into his senior season in the best shape he's ever been.
- Dialed up a season-high 15 points in Tech's 79-72 win over Pitt in 2022-23.
- All-ACC Academic Team honoree in 2022-23.
- Finished with a 64.2% field-goal percentage in his first season in Blacksburg.
- Tallied 311 career points and 172 career rebounds at Rice.
- Averaged 6.8 points and 3.7 rebounds per game for his career as an Owl.
- Recorded a pair of double-doubles in 2021-22.
- Connected on 70.2% (87-124) of his attempts from the floor in two seasons at Rice.
- One of five players to play all 33 games for the Owls in 2021-22.
- His 62.0 field-goal percentage was the seventh-highest in a season in program history in 2021-22.
- Reached double-figure scoring 14 times in 2021-22, leading the Owls in scoring and rebounding five times.

## 2023-24 GAME-BY-GAME STATS

Opponent	Date	GS	MIN	Total		3-Pointers		Free throws		Rebounds				PF	A	TO	BLK	STL	PTS	AVG	
				FG-FGA	PCT	3FG-3FGA	PCT	FT-FTA	PCT	OFF	DEF	TOT	AVG								
Coppin St.	11/06/2023		15:25	4-5	.800	0-0	.000	1-2	.500	1	2	3	3.0	1	1	0	0	0	9	9.0	
vs South Carolina	11/10/2023		13:30	3-3	1.000	0-0	.000	3-4	.750	1	0	1	2.0	2	0	1	0	1	9	9.0	
Campbell	11/15/2023		14:18	3-4	.750	0-0	.000	2-2	1.000	2	1	3	2.3	1	0	1	0	0	8	8.7	
Wofford	11/19/2023		14:19	2-3	.667	0-0	.000	0-0	.000	3	2	5	3.0	2	2	2	0	1	4	7.5	
vs Boise St.	11/23/2023		10:51	2-2	1.000	0-0	.000	0-0	.000	1	0	1	2.6	3	1	0	1	0	4	6.8	
vs Iowa St.	11/24/2023		10:57	0-1	.000	0-0	.000	1-2	.500	2	0	2	2.5	0	1	0	1	0	1	5.8	
vs Fla. Atlantic	11/26/2023		15:12	2-3	.667	0-0	.000	2-4	.500	0	2	2	2.4	0	1	1	0	1	6	5.9	
at Auburn	11/29/2023		09:11	1-4	.250	0-0	.000	2-2	1.000	1	1	2	2.4	2	0	0	0	0	4	5.6	
Louisville	12/03/2023		15:13	3-4	.750	0-0	.000	1-1	1.000	0	2	2	2.3	2	1	0	0	0	7	5.8	
Valparaiso	12/09/2023		13:09	3-4	.750	0-0	.000	0-0	.000	2	4	6	2.7	2	2	0	0	0	6	5.8	
Vermont	12/16/2023		10:36	2-3	.667	0-0	.000	0-0	.000	0	1	1	2.5	1	1	0	0	0	4	5.6	
American	12/21/2023		09:09	1-1	1.000	0-0	.000	3-5	.600	0	2	2	2.5	2	2	0	0	0	5	5.6	
at Wake Forest	12/30/2023		06:43	1-2	.500	0-0	.000	0-0	.000	0	1	1	2.4	1	0	0	0	0	2	5.3	
at Florida St.	01/06/2024		10:31	1-2	.500	0-0	.000	0-0	.000	1	5	6	2.6	5	0	0	0	0	2	5.1	
Clemson	01/10/2024		18:02	2-4	.500	0-0	.000	1-2	.500	1	2	3	2.7	2	0	1	0	0	5	5.1	
Miami (FL)	01/13/2024		15:03	1-2	.500	0-0	.000	0-0	.000	1	2	3	2.7	1	0	0	2	0	2	4.9	
at Virginia	01/17/2024		20:10	1-3	.333	0-0	.000	0-0	.000	3	2	5	2.8	2	1	1	0	0	2	4.7	
at NC State	01/20/2024		15:04	1-2	.500	0-0	.000	6-8	.750	1	1	2	2.8	2	0	0	0	1	8	4.9	
Boston College	01/23/2024		14:55	3-4	.750	0-0	.000	2-2	1.000	3	1	4	2.8	2	1	0	1	0	8	5.1	
Georgia Tech	01/27/2024		23:17	6-9	.667	0-0	.000	6-6	1.000	1	5	6	3.0	2	1	1	2	0	18	5.7	
Duke	01/29/2024		17:10	2-5	.400	0-0	.000	0-2	.000	3	3	6	3.1	2	1	2	0	0	4	5.6	
at Miami (FL)	02/03/2024		15:09	3-4	.750	0-0	.000	2-3	.667	0	1	1	3.0	4	0	1	0	2	8	5.7	
at Notre Dame	02/10/2024		18:32	6-8	.750	0-0	.000	2-3	.667	3	2	5	3.1	2	1	2	0	0	14	6.1	
Florida St.	02/13/2024		10:27	0-1	.000	0-0	.000	0-0	.000	0	0	0	3.0	0	0	0	0	0	1	0	5.8
at North Carolina	02/17/2024		21:26	5-8	.625	0-0	.000	5-5	1.000	2	6	8	3.2	3	0	1	0	0	15	6.2	
Virginia	02/19/2024		17:48	5-7	.714	0-0	.000	1-4	.250	1	1	2	3.2	1	2	0	0	1	11	6.4	
at Pittsburgh	02/24/2024		23:52	5-8	.625	0-0	.000	0-2	.000	3	4	7	3.3	3	0	4	0	0	10	6.5	
at Syracuse	02/27/2024		11:40	5-6	.833	0-0	.000	1-1	1.000	2	4	6	3.4	2	0	1	0	0	11	6.7	
Wake Forest	03/02/2024		14:03	2-4	.500	0-0	.000	2-3	.667	0	0	0	3.3	3	1	2	0	0	6	6.7	
at Louisville	03/05/2024		09:48	2-3	.667	0-0	.000	2-2	1.000	1	0	1	3.2	2	0	2	0	1	6	6.6	
<b>Totals</b>			<b>0 435:32</b>	<b>77-119</b>	<b>.647</b>	<b>0-0</b>	<b>.000</b>	<b>45-65</b>	<b>.692</b>	<b>39</b>	<b>57</b>	<b>96</b>	<b>3.2</b>	<b>57</b>	<b>20</b>	<b>23</b>	<b>7</b>	<b>9</b>	<b>199</b>	<b>6.6</b>	

## Player Averages

Games Played	Minutes/game	Points/game	FG Pct	3FG Pct	FT Pct	Rebounds/game	Assists/game	Turnovers/game	Assist/Turnover ratio	Steals/game	Blocks/game
30	14.5	6.6	64.7	0.0	69.2	3.2	0.7	0.8	0.9	0.3	0.2

## PRODUCTION TRACKER

	This Season	Career
Scored 10+ Points	6	23
Had 10+ Rebounds	-	2
Had Multiple Blocks	2	2
Led Tech in Blocks	4	5
Had Multiple Steals	1	2
Shot over 50% from the floor	25	68
Played 10+ Minutes	26	71
Shot 5+ Free Throws	4	15
Had Multiple Dunks	3	6



# 55 CONNER VENABLE

**FRESHMAN** Guard | 6-3 | 190 | Multimedia Journalism and Architecture  
Washington, D.C. | The Heights School



## SEASON/CAREER BESTS

### POINTS

Season -  
Career -

### REBOUNDS

Season 1 vs. Valparaiso (12/9/23)  
Career 1 vs. Valparaiso (12/9/23)

### ASSISTS

Season -  
Career -

### BLOCKS

Season -  
Career -

### STEALS

Season -  
Career -

### MINUTES

Season 2 vs. Vermont (12/16/23)  
Career 2 vs. Vermont (12/16/23)

### FIELD GOALS MADE

Season -  
Career -

### FIELD GOALS ATTEMPTED

Season 1 (2x), last vs. Virginia (2/19/24)  
Career 1 (2x), last vs. Virginia (2/19/24)

### 3-PT. FIELD GOALS MADE

Season -  
Career -

### 3-PT. FIELD GOALS ATTEMPTED

Season 1 vs. Virginia (2/19/24)  
Career 1 vs. Virginia (2/19/24)

### FREE THROWS MADE

Season -  
Career -

### FREE THROWS ATTEMPTED

Season 3 vs. Vermont (12/16/23)  
Career 3 vs. Vermont (12/16/23)

- Recruited as a preferred walk-on.
- Two-time WCAC All-Conference Honorable Mention in 2021-22 and 2022-2023 at The Heights School in Potomac, Md.
- As the Cavaliers' leading scorer, averaged 25.5 points, 7.2 rebounds, 6.5 assists, 4.1 steals per game across a three-year career at The Heights School.
- Led the Cavaliers' to their first WCAC win in two years.
- Brother Ra'Mond Hines played at Georgetown (2014-18) and competed in the 2015 NCAA tournament.

## 2023-24 GAME-BY-GAME STATS

Opponent	Date	GS	MIN	Total		3-Pointers		Free throws		Rebounds				PF	A	TO	BLK	STL	PTS	AVG
				FG-FGA	PCT	3FG-3FGA	PCT	FT-FTA	PCT	OFF	DEF	TOT	AVG							
Valparaiso	12/09/2023		00:52	0-1	.000	0-0	.000	0-0	.000	1	0	1	1.0	0	0	0	0	0	0	0.0
Vermont	12/16/2023		01:32	0-0	.000	0-0	.000	0-3	.000	0	0	0	0.5	0	0	0	0	0	0.0	
American	12/21/2023		00:13	0-0	.000	0-0	.000	0-0	.000	0	0	0	0.3	0	0	0	0	0	0.0	
Virginia	02/19/2024		01:19	0-1	.000	0-1	.000	0-0	.000	0	0	0	0.3	0	0	0	0	0	0.0	
<b>Totals</b>		<b>0</b>	<b>03:56</b>	<b>0-2</b>	<b>.000</b>	<b>0-1</b>	<b>.000</b>	<b>0-3</b>	<b>.000</b>	<b>1</b>	<b>0</b>	<b>1</b>	<b>0.3</b>	<b>0</b>	<b>0</b>	<b>0</b>	<b>0</b>	<b>0</b>	<b>0.0</b>	

## Player Averages

Games Played	Minutes/game	Points/game	FG Pct	3FG Pct	FT Pct	Rebounds/game	Assists/game	Turnovers/game	Assist/Turnover ratio	Steals/game	Blocks/game
4	1.0	0.0	0.0	0.0	0.0	0.3	0.0	0.0	0.0	0.0	0.0

## PRODUCTION TRACKER

	This Season
Scored 5+ Points	-
Scored 10+ Points	-
Made Multiple 3FGs	-
Made 3+ 3FGs	-
Led Tech in 3FGM	-
Shot over 40% from 3	-
Played 5+ Minutes	-
Had Multiple Assists	-
Had Multiple Steals	-



## CAREER STATS

SEASON	TEAM	GP-GS	MIN/AVG	FG-FGA	FG%	3FG-3FGA	3FG%	FT-FTA	FT%	OFF	DEF	TOT	AVG	PF-FO	A	TO	BLK	STL	PTS	AVG
2023-24	VT	4-0	4/1.0	0-2	.000	0-1	.000	0-3	.000	1	0	1	0.3	0-0	0	0	0	0	0	0.0
<b>TOTAL</b>		<b>4-0</b>	<b>4/1.0</b>	<b>0-2</b>	<b>.000</b>	<b>0-1</b>	<b>.000</b>	<b>0-3</b>	<b>.000</b>	<b>1</b>	<b>0</b>	<b>1</b>	<b>0.3</b>	<b>0-0</b>	<b>0</b>	<b>0</b>	<b>0</b>	<b>0</b>	<b>0</b>	<b>0.0</b>

# VIRGINIA TECH MEN'S BASKETBALL

## COMBINED TEAM STATS

### Game Records

Record	Overall	Home	Away	Neutral
ALL GAMES	17-13	13-2	2-9	2-2
CONFERENCE	9-10	7-2	2-8	0-0
NON-CONFERENCE	8-3	6-0	0-1	2-2

### Score by Periods

Team	1st	2nd	OT	TOT
Virginia Tech	1059	1183	0	2242
Opponents	963	1149	0	2112

### Team Box Score

No.	Player				Total		3-Point		F-Throw		Rebounds											
		GP-GS	MIN	AVG	FG-FGA	FG%	3FG-3FGA	3FG%	FT-FTA	FT%	OFF	DEF	TOT	AVG	PF	DQ	A	TO	BLK	STL	PTS	AVG
3	PEDULLA, Sean	28-28	883:22	31.5	141-341	.413	50-142	.352	107-133	.805	17	103	120	4.3	60	1	128	92	1	31	439	15.7
0	CATTOOR, Hunter	29-29	949:09	32.7	122-256	.477	75-177	.424	83-93	.892	5	74	79	2.7	61	2	54	30	5	29	402	13.9
15	KIDD, Lynn	30-30	694:53	23.2	158-239	.661	0-0	.000	77-91	.846	47	152	199	6.6	59	0	36	38	13	16	393	13.1
23	NICKEL, Tyler	29-7	711:39	24.5	82-190	.432	52-132	.394	34-43	.791	13	48	61	2.1	41	0	42	21	8	16	250	8.6
2	COLLINS, MJ	28-24	805:60	28.8	70-211	.332	23-89	.258	25-28	.893	12	59	71	2.5	33	0	75	34	4	24	188	6.7
34	POTEAT, Mylyjael	30-0	435:32	14.5	77-119	.647	0-0	.000	45-65	.692	39	57	96	3.2	57	1	20	23	7	9	199	6.6
31	BERAN, Robbie	30-25	683:45	22.8	68-144	.472	25-72	.347	28-35	.800	24	93	117	3.9	83	2	33	32	26	17	189	6.3
4	LONG, Mekhi	18-5	332:34	18.5	26-62	.419	0-12	.000	15-30	.500	22	66	88	4.9	41	2	18	20	6	8	67	3.7
11	CAMDEN, John	12-0	59:59	5.0	7-19	.368	7-15	.467	5-7	.714	4	10	14	1.2	5	0	2	6	0	1	26	2.2
10	RECHSTEINER, Brandon	24-2	234:40	9.8	15-41	.366	8-31	.258	6-8	.750	2	15	17	0.7	16	0	33	18	0	4	44	1.8
13	YOUNG, Jaydon	22-0	169:15	7.7	11-35	.314	11-27	.407	4-4	1.000	1	13	14	0.6	9	0	15	5	0	5	37	1.7
5	WESSLER, Patrick	10-0	32:52	3.3	3-11	.273	0-1	.000	2-4	.500	4	8	12	1.2	5	0	1	0	4	0	8	0.8
33	WARD, Michael	3-0	02:24	0.8	0-1	.000	0-1	.000	0-0	.000	0	0	0	0.0	0	0	0	0	0	0	0	0.0
55	VENABLE, Conner	4-0	03:56	1.0	0-2	.000	0-1	.000	0-3	.000	1	0	1	0.3	0	0	0	0	0	0	0	0.0
Team											37	36	73				13					
<b>Total</b>		<b>30</b>	<b>6000</b>		<b>780-1671</b>	<b>.467</b>	<b>251-700</b>	<b>.359</b>	<b>431-544</b>	<b>.792</b>	<b>228</b>	<b>734</b>	<b>962</b>	<b>32.1</b>	<b>470</b>	<b>8</b>	<b>457</b>	<b>332</b>	<b>74</b>	<b>160</b>	<b>2242</b>	<b>74.7</b>
<b>Opponents</b>		<b>30</b>	<b>6000</b>		<b>775-1713</b>	<b>.452</b>	<b>203-589</b>	<b>.345</b>	<b>359-497</b>	<b>.722</b>	<b>266</b>	<b>688</b>	<b>954</b>	<b>31.8</b>	<b>500</b>	<b>7</b>	<b>383</b>	<b>351</b>	<b>91</b>	<b>190</b>	<b>2112</b>	<b>70.4</b>

### Team Statistics

	VT	OPP
<b>Scoring</b>	<b>2242</b>	<b>2112</b>
Points per game	74.7	70.4
Scoring margin	+4.3	-
<b>Field goals-att</b>	<b>780-1671</b>	<b>775-1713</b>
Field goal pct	.467	.452
<b>3 point fg-att</b>	<b>251-700</b>	<b>203-589</b>
3-point FG pct	.359	.345
3-pt FG made per game	8.4	6.8
<b>Free throws-att</b>	<b>431-544</b>	<b>359-497</b>
Free throw pct	.792	.722
F-Throws made per game	14.4	12.0
<b>Rebounds</b>	<b>962</b>	<b>954</b>
Rebounds per game	32.1	31.8
Rebounding margin	+0.3	-
<b>Assists</b>	<b>457</b>	<b>383</b>
Assists per game	15.2	12.8
<b>Turnovers</b>	<b>332</b>	<b>351</b>
Turnovers per game	11.1	11.7
Turnover margin	+0.6	-
Assist/turnover ratio	1.4	1.1
<b>Steals</b>	<b>160</b>	<b>190</b>
Steals per game	5.3	6.3
<b>Blocks</b>	<b>74</b>	<b>91</b>
Blocks per game	2.5	3.0
<b>Winning streak</b>	<b>2</b>	<b>-</b>
Home win streak	3	-
<b>Attendance</b>	<b>115642</b>	<b>133858</b>
Home games-Avg/Game	15-7709	11-12169
Neutral site-Avg/Game	-	4-3587

### Team Results

Date	Opponent		Score	Att.
11/06/2023	Coppin St.	W	100-55	8925
11/10/2023	vs South Carolina	L	77-79	6783
11/15/2023	Campbell	W	60-44	5899
11/19/2023	Wofford	W	98-76	4582
11/23/2023	vs Boise St.	W	82-75	2458
11/24/2023	vs Iowa St.	W	71-62	2579
11/26/2023	vs Fla. Atlantic	L	50-84	2528
11/29/2023	at Auburn	L	57-74	9121
12/03/2023	Louisville	W	75-68	8925
12/09/2023	Valparaiso	W	71-50	6107
12/16/2023	Vermont	W	73-51	4918
12/21/2023	American	W	77-55	4886
12/30/2023	at Wake Forest	L	63-86	10055
01/06/2024	at Florida St.	L	74-77	5025
01/10/2024	Clemson	W	87-72	8925
01/13/2024	Miami (FL)	L	71-75	8925
01/17/2024	at Virginia	L	57-65	14547
01/20/2024	at NC State	W	84-78	15850
01/23/2024	Boston College	W	76-71	8925
01/27/2024	Georgia Tech	W	91-67	8925
01/29/2024	Duke	L	67-77	8925
02/03/2024	at Miami (FL)	L	74-82	7234
02/10/2024	at Notre Dame	L	66-74	7394
02/13/2024	Florida St.	W	83-75	8925
02/17/2024	at North Carolina	L	81-96	21750
02/19/2024	Virginia	W	75-41	8925
02/24/2024	at Pittsburgh	L	64-79	12094
02/27/2024	at Syracuse	L	71-84	20244
03/02/2024	Wake Forest	W	87-76	8925
03/05/2024	at Louisville	W	80-64	10544

# VIRGINIA TECH MEN'S BASKETBALL

## COMBINED TEAM STATS (ACC ONLY)

### Game Records

Record	Overall	Home	Away	Neutral
ALL GAMES	9-10	7-2	2-8	0-0
CONFERENCE	9-10	7-2	2-8	0-0
NON-CONFERENCE	0-0	0-0	0-0	0-0

### Score by Periods

Team	1st	2nd	OT	TOT
Virginia Tech	672	754	0	1426
Opponents	652	755	0	1407

### Team Box Score

No.	Player				Total		3-Point		F-Throw		Rebounds											
		GP-GS	MIN	AVG	FG-FGA	FG%	3FG-3FGA	3FG%	FT-FTA	FT%	OFF	DEF	TOT	AVG	PF	DQ	A	TO	BLK	STL	PTS	AVG
3	PEDULLA, Sean	19-19	629:37	33.1	101-237	.426	37-106	.349	78-97	.804	13	72	85	4.5	44	1	90	69	1	22	317	16.7
0	CATTOOR, Hunter	18-18	611:02	33.9	78-153	.510	45-99	.455	44-49	.898	4	46	50	2.8	35	1	38	16	2	20	245	13.6
15	KIDD, Lynn	19-19	420:29	22.1	93-149	.624	0-0	.000	28-35	.800	24	84	108	5.7	45	0	23	19	8	9	214	11.3
23	NICKEL, Tyler	19-3	459:55	24.2	56-128	.438	36-89	.404	18-22	.818	5	35	40	2.1	28	0	29	13	6	12	166	8.7
2	COLLINS, MJ	19-17	612:47	32.3	57-156	.365	22-73	.301	16-19	.842	9	45	54	2.8	24	0	58	26	3	12	152	8.0
31	BERAN, Robbie	19-17	467:56	24.6	52-104	.500	20-53	.377	18-23	.783	17	66	83	4.4	56	1	21	20	13	7	142	7.5
34	POTEAT, Mylyjael	19-0	298:54	15.7	54-86	.628	0-0	.000	31-44	.705	26	42	68	3.6	41	1	9	18	5	6	139	7.3
4	LONG, Mekhi	7-2	123:09	17.6	9-23	.391	0-6	.000	5-12	.417	7	25	32	4.6	10	0	4	7	6	2	23	3.3
13	YOUNG, Jaydon	13-0	71:12	5.5	4-12	.333	4-11	.364	2-2	1.000	1	5	6	0.5	5	0	4	1	0	1	14	1.1
11	CAMDEN, John	5-0	09:43	1.9	1-3	.333	1-3	.333	2-2	1.000	0	1	1	0.2	2	0	1	1	0	0	5	1.0
10	RECHSTEINER, Brandon	13-0	77:36	6.0	4-12	.333	1-9	.111	0-0	.000	0	9	9	0.7	6	0	5	11	0	1	9	0.7
33	WARD, Michael	1-0	01:19	1.3	0-1	.000	0-1	.000	0-0	.000	0	0	0	0.0	0	0	0	0	0	0	0	0.0
55	VENABLE, Conner	1-0	01:19	1.3	0-1	.000	0-1	.000	0-0	.000	0	0	0	0.0	0	0	0	0	0	0	0	0.0
5	WESSLER, Patrick	5-0	15:01	3.0	0-4	.000	0-1	.000	0-0	.000	2	2	4	0.8	4	0	0	0	2	0	0	0.0
Team											19	18	37				9					
<b>Total</b>		<b>19</b>	<b>3800</b>		<b>509-1069</b>	<b>.476</b>	<b>166-452</b>	<b>.367</b>	<b>242-305</b>	<b>.793</b>	<b>127</b>	<b>450</b>	<b>577</b>	<b>30.4</b>	<b>300</b>	<b>4</b>	<b>282</b>	<b>210</b>	<b>46</b>	<b>92</b>	<b>1426</b>	<b>75.1</b>
<b>Opponents</b>		<b>19</b>	<b>3800</b>		<b>517-1105</b>	<b>.468</b>	<b>131-362</b>	<b>.362</b>	<b>242-322</b>	<b>.752</b>	<b>173</b>	<b>447</b>	<b>620</b>	<b>32.6</b>	<b>307</b>	<b>5</b>	<b>259</b>	<b>207</b>	<b>58</b>	<b>125</b>	<b>1407</b>	<b>74.1</b>

### Team Statistics

	VT	OPP
<b>Scoring</b>	<b>1426</b>	<b>1407</b>
Points per game	75.1	74.1
Scoring margin	+1.0	-
<b>Field goals-att</b>	<b>509-1069</b>	<b>517-1105</b>
Field goal pct	.476	.468
<b>3 point fg-att</b>	<b>166-452</b>	<b>131-362</b>
3-point FG pct	.367	.362
3-pt FG made per game	8.7	6.9
<b>Free throws-att</b>	<b>242-305</b>	<b>242-322</b>
Free throw pct	.793	.752
F-Throws made per game	12.7	12.7
<b>Rebounds</b>	<b>577</b>	<b>620</b>
Rebounds per game	30.4	32.6
Rebounding margin	-2.3	-
<b>Assists</b>	<b>282</b>	<b>259</b>
Assists per game	14.8	13.6
<b>Turnovers</b>	<b>210</b>	<b>207</b>
Turnovers per game	11.1	10.9
Turnover margin	-0.2	-
Assist/turnover ratio	1.3	1.3
<b>Steals</b>	<b>92</b>	<b>125</b>
Steals per game	4.8	6.6
<b>Blocks</b>	<b>46</b>	<b>58</b>
Blocks per game	2.4	3.1
<b>Winning streak</b>	<b>2</b>	<b>-</b>
Home win streak	3	-
<b>Attendance</b>	<b>80325</b>	<b>124737</b>
Home games-Avg/Game	9-8925	10-12474
Neutral site-Avg/Game	-	0-0

### Team Results

Date	Opponent		Score	Att.
12/03/2023	Louisville	W	75-68	8925
12/30/2023	at Wake Forest	L	63-86	10055
01/06/2024	at Florida St.	L	74-77	5025
01/10/2024	Clemson	W	87-72	8925
01/13/2024	Miami (FL)	L	71-75	8925
01/17/2024	at Virginia	L	57-65	14547
01/20/2024	at NC State	W	84-78	15850
01/23/2024	Boston College	W	76-71	8925
01/27/2024	Georgia Tech	W	91-67	8925
01/29/2024	Duke	L	67-77	8925
02/03/2024	at Miami (FL)	L	74-82	7234
02/10/2024	at Notre Dame	L	66-74	7394
02/13/2024	Florida St.	W	83-75	8925
02/17/2024	at North Carolina	L	81-96	21750
02/19/2024	Virginia	W	75-41	8925
02/24/2024	at Pittsburgh	L	64-79	12094
02/27/2024	at Syracuse	L	71-84	20244
03/02/2024	Wake Forest	W	87-76	8925
03/05/2024	at Louisville	W	80-64	10544

# VIRGINIA TECH MEN'S BASKETBALL

## TEAM GAME-BY-GAME

Opponent	Date	Score	W	Total		3-Pointers		Free throws		Rebounds				PF	A	TO	BLK	STL	PTS	AVG
				FG-FGA	PCT	3FG-3FGA	PCT	FT-FTA	PCT	OFF	DEF	TOT	AVG							
Coppin St.	11/06/2023	100-55	W	32-62	.516	13-31	.419	23-29	.793	14	29	43	43.0	16	29	11	4	9	100	100.0
vs South Carolina	11/10/2023	77-79	L	26-52	.500	7-22	.318	18-22	.818	6	17	23	33.0	12	13	5	1	8	77	88.5
Campbell	11/15/2023	60-44	W	22-58	.379	4-19	.211	12-15	.800	9	25	34	33.3	11	14	7	3	6	60	79.0
Wofford	11/19/2023	98-76	W	33-58	.569	10-20	.500	22-26	.846	9	27	36	34.0	20	20	11	4	6	98	83.8
vs Boise St.	11/23/2023	82-75	W	26-55	.473	7-18	.389	23-27	.852	4	24	28	32.8	19	14	9	4	6	82	83.4
vs Iowa St.	11/24/2023	71-62	W	20-49	.408	11-28	.393	20-23	.870	8	27	35	33.2	18	16	15	1	7	71	81.3
vs Fla. Atlantic	11/26/2023	50-84	L	20-60	.333	2-17	.118	8-13	.615	9	20	29	32.6	10	8	14	0	6	50	76.9
at Auburn	11/29/2023	57-74	L	14-51	.275	6-20	.300	23-31	.742	17	27	44	34.0	25	7	21	2	5	57	74.4
Louisville	12/03/2023	75-68	W	24-55	.436	5-20	.250	22-27	.815	8	24	32	33.8	17	16	10	2	6	75	74.4
Valparaiso	12/09/2023	71-50	W	23-53	.434	10-27	.370	15-18	.833	13	28	41	34.5	10	18	15	1	5	71	74.1
Vermont	12/16/2023	73-51	W	23-54	.426	10-29	.345	17-23	.739	7	35	42	35.2	15	13	7	3	6	73	74.0
American	12/21/2023	77-55	W	32-50	.640	5-17	.294	8-12	.667	5	25	30	34.8	14	23	7	5	4	77	74.3
at Wake Forest	12/30/2023	63-86	L	24-52	.462	5-16	.313	10-14	.714	4	28	32	34.5	18	12	19	4	1	63	73.4
at Florida St.	01/06/2024	74-77	L	25-51	.490	11-23	.478	13-20	.650	7	28	35	34.6	24	9	16	4	2	74	73.4
Clemson	01/10/2024	87-72	W	31-57	.544	13-24	.542	12-14	.857	9	26	35	34.6	10	17	11	5	7	87	74.3
Miami (FL)	01/13/2024	71-75	L	28-58	.483	10-33	.303	5-6	.833	8	26	34	34.6	18	12	15	3	4	71	74.1
at Virginia	01/17/2024	57-65	L	21-54	.389	11-30	.367	4-4	1.000	4	28	32	34.4	14	14	15	1	3	57	73.1
at NC State	01/20/2024	84-78	W	26-49	.531	9-19	.474	23-28	.821	5	23	28	34.1	16	16	20	1	7	84	73.7
Boston College	01/23/2024	76-71	W	26-53	.491	8-22	.364	16-16	1.000	5	17	22	33.4	14	16	11	4	8	76	73.8
Georgia Tech	01/27/2024	91-67	W	32-58	.552	12-27	.444	15-17	.882	8	29	37	33.6	17	23	7	3	2	91	74.7
Duke	01/29/2024	67-77	L	26-58	.448	6-22	.273	9-12	.750	4	16	20	33.0	10	15	4	3	4	67	74.3
at Miami (FL)	02/03/2024	74-82	L	28-58	.483	11-30	.367	7-14	.500	7	21	28	32.7	22	15	11	2	7	74	74.3
at Notre Dame	02/10/2024	66-74	L	25-57	.439	8-24	.333	8-11	.727	7	21	28	32.5	16	13	11	0	3	66	74.0
Florida St.	02/13/2024	83-75	W	22-54	.407	11-23	.478	28-32	.875	13	22	35	32.6	21	12	11	1	6	83	74.3
at North Carolina	02/17/2024	81-96	L	28-67	.418	7-26	.269	18-20	.900	8	23	31	32.6	19	13	6	3	5	81	74.6
Virginia	02/19/2024	75-41	W	27-53	.509	8-23	.348	13-17	.765	5	27	32	32.5	6	17	7	5	4	75	74.6
at Pittsburgh	02/24/2024	64-79	L	24-59	.407	3-20	.150	13-17	.765	6	22	28	32.4	20	13	8	2	3	64	74.2
at Syracuse	02/27/2024	71-84	L	31-63	.492	6-20	.300	3-3	1.000	7	20	27	32.2	11	14	10	1	4	71	74.1
Wake Forest	03/02/2024	87-76	W	34-57	.596	9-21	.429	10-14	.714	5	22	27	32.0	14	20	10	1	6	87	74.6
at Louisville	03/05/2024	80-64	W	27-56	.482	13-29	.448	13-19	.684	7	27	34	32.1	13	15	8	1	10	80	74.7
<b>Total</b>		<b>2242</b>		<b>780-1671</b>	<b>.467</b>	<b>251-700</b>	<b>.359</b>	<b>431-544</b>	<b>.792</b>	<b>228</b>	<b>734</b>	<b>962</b>	<b>32.1</b>	<b>470</b>	<b>457</b>	<b>332</b>	<b>74</b>	<b>160</b>	<b>2242</b>	<b>74.7</b>
Opponents		2112		775-1713	.452	203-589	.345	359-497	.722	266	688	954	31.8	500	383	351	91	190	2112	70.4

### Virginia Tech Averages

Games Played	Points/game	FG Pct	3FG Pct	FT Pct	Rebounds/game	Assists/game	Turnovers/game	Assist/Turnover ratio	Steals/game	Blocks/game
30	74.7	46.7	35.9	79.2	32.1	15.2	11.1	1.4	5.3	2.5

# VIRGINIA TECH MEN'S BASKETBALL

## OPPONENTS GAME-BY-GAME

Opponent	Date	Score	W	Total		3-Pointers		Free throws		Rebounds										
				FG-FGA	PCT	3FG-3FGA	PCT	FT-FTA	PCT	OFF	DEF	TOT	AVG	PF	A	TO	BLK	STL	PTS	AVG
Coppin St.	11/06/2023	100-55	W	19-51	.373	5-17	.294	12-18	.667	4	18	22	22.0	21	5	19	4	6	55	55.0
vs South Carolina	11/10/2023	77-79	L	31-55	.564	10-21	.476	7-8	.875	8	22	30	26.0	16	16	10	2	2	79	67.0
Campbell	11/15/2023	60-44	W	14-51	.275	5-19	.263	11-16	.688	14	24	38	30.0	13	10	16	3	4	44	59.3
Wofford	11/19/2023	98-76	W	26-61	.426	13-31	.419	11-16	.688	10	18	28	29.5	20	13	15	4	3	76	63.5
vs Boise St.	11/23/2023	82-75	W	27-57	.474	8-21	.381	13-16	.813	8	27	35	30.6	20	10	16	3	3	75	65.8
vs Iowa St.	11/24/2023	71-62	W	21-50	.420	5-21	.238	15-26	.577	9	21	30	30.5	19	12	13	1	9	62	65.2
vs Fla. Atlantic	11/26/2023	50-84	L	33-58	.569	9-22	.409	9-11	.818	6	34	40	31.9	15	16	15	5	10	84	67.9
at Auburn	11/29/2023	57-74	L	24-62	.387	2-16	.125	24-36	.667	17	23	40	32.9	22	12	8	7	11	74	68.6
Louisville	12/03/2023	75-68	W	23-57	.404	6-19	.316	16-18	.889	9	24	33	32.9	21	11	14	4	6	68	68.6
Valparaiso	12/09/2023	71-50	W	21-52	.404	3-24	.125	5-8	.625	5	17	22	31.8	15	10	14	2	9	50	66.7
Vermont	12/16/2023	73-51	W	21-57	.368	4-20	.200	5-9	.556	4	22	26	31.3	19	7	9	2	2	51	65.3
American	12/21/2023	77-55	W	21-54	.389	8-15	.533	5-11	.455	8	15	23	30.6	13	13	9	0	6	55	64.4
at Wake Forest	12/30/2023	63-86	L	30-68	.441	7-19	.368	19-21	.905	11	26	37	31.1	15	9	7	3	9	86	66.1
at Florida St.	01/06/2024	74-77	L	28-61	.459	3-15	.200	18-29	.621	11	21	32	31.1	19	15	10	1	8	77	66.9
Clemson	01/10/2024	87-72	W	28-63	.444	9-26	.346	7-8	.875	10	18	28	30.9	14	13	11	3	4	72	67.2
Miami (FL)	01/13/2024	71-75	L	27-57	.474	9-25	.360	12-16	.750	4	20	24	30.5	12	13	11	2	9	75	67.7
at Virginia	01/17/2024	57-65	L	25-54	.463	4-14	.286	11-16	.688	5	28	33	30.6	11	18	7	2	10	65	67.5
at NC State	01/20/2024	84-78	W	26-60	.433	6-18	.333	20-24	.833	13	19	32	30.7	22	15	18	4	14	78	68.1
Boston College	01/23/2024	76-71	W	30-60	.500	6-18	.333	5-9	.556	13	22	35	30.9	13	14	15	2	7	71	68.3
Georgia Tech	01/27/2024	91-67	W	25-66	.379	8-22	.364	9-14	.643	13	18	31	31.0	16	14	5	5	2	67	68.2
Duke	01/29/2024	67-77	L	31-56	.554	9-17	.529	6-10	.600	10	28	38	31.3	18	19	14	3	1	77	68.6
at Miami (FL)	02/03/2024	74-82	L	24-53	.453	7-16	.438	27-29	.931	10	26	36	31.5	14	8	11	3	7	82	69.2
at Notre Dame	02/10/2024	66-74	L	27-55	.491	7-20	.350	13-17	.765	8	26	34	31.6	14	14	8	0	8	74	69.4
Florida St.	02/13/2024	83-75	W	24-45	.533	8-18	.444	19-29	.655	6	17	23	31.3	26	13	13	4	10	75	69.7
at North Carolina	02/17/2024	81-96	L	35-68	.515	7-21	.333	19-23	.826	14	29	43	31.7	18	18	9	5	4	96	70.7
Virginia	02/19/2024	75-41	W	17-52	.327	2-12	.167	5-7	.714	7	21	28	31.6	16	7	12	3	4	41	69.6
at Pittsburgh	02/24/2024	64-79	L	29-57	.509	9-21	.429	12-18	.667	9	33	42	32.0	21	13	10	7	4	79	69.9
at Syracuse	02/27/2024	71-84	L	34-60	.567	4-13	.308	12-12	1.000	6	25	31	31.9	8	18	7	3	8	84	70.4
Wake Forest	03/02/2024	87-76	W	29-58	.500	11-25	.440	7-11	.636	7	22	29	31.8	14	16	11	4	6	76	70.6
at Louisville	03/05/2024	80-64	W	25-55	.455	9-23	.391	5-11	.455	7	24	31	31.8	15	11	14	0	4	64	70.4
<b>Total</b>		<b>2112</b>		<b>775-1713</b>	<b>.452</b>	<b>203-589</b>	<b>.345</b>	<b>359-497</b>	<b>.722</b>	<b>266</b>	<b>688</b>	<b>954</b>	<b>31.8</b>	<b>500</b>	<b>383</b>	<b>351</b>	<b>91</b>	<b>190</b>	<b>2112</b>	<b>70.4</b>
Virginia Tech		2242		780-1671	.467	251-700	.359	431-544	.792	228	734	962	32.1	470	457	332	74	160	2242	74.7

### Opponents Averages

Games Played	Points/game	FG Pct	3FG Pct	FT Pct	Rebounds/game	Assists/game	Turnovers/game	Assist/Turnover ratio	Steals/game	Blocks/game
30	70.4	45.2	34.5	72.2	31.8	12.8	11.7	1.1	6.3	3.0

TEAM CATEGORY LEADERS

Points

##	Player	G	Pts	Pts/G
3	Pedulla, Sean	28	439	15.7
0	Cattoor, Hunter	29	402	13.9
15	Kidd, Lynn	30	393	13.1
23	Nickel, Tyler	29	250	8.6
34	Poteat, Mylyjael	30	199	6.6
31	Beran, Robbie	30	189	6.3
2	Collins, MJ	28	188	6.7
4	Long, Mekhi	18	67	3.7
10	Rechsteiner, Brandon	24	44	1.8
13	Young, Jaydon	22	37	1.7
11	Camden, John	12	26	2.2
5	Wessler, Patrick	10	8	0.8

Scoring Average

##	Player	G	Pts	Pts/G
3	Pedulla, Sean	28	439	15.7
0	Cattoor, Hunter	29	402	13.9
15	Kidd, Lynn	30	393	13.1
23	Nickel, Tyler	29	250	8.6
2	Collins, MJ	28	188	6.7
34	Poteat, Mylyjael	30	199	6.6
31	Beran, Robbie	30	189	6.3
4	Long, Mekhi	18	67	3.7
11	Camden, John	12	26	2.2
10	Rechsteiner, Brandon	24	44	1.8
13	Young, Jaydon	22	37	1.7
5	Wessler, Patrick	10	8	0.8

Field Goal Percentage

##	Player	FG	Att	Pct
15	Kidd, Lynn	158	239	.661
34	Poteat, Mylyjael	77	119	.647
0	Cattoor, Hunter	122	256	.477
31	Beran, Robbie	68	144	.472
23	Nickel, Tyler	82	190	.432
4	Long, Mekhi	26	62	.419
3	Pedulla, Sean	141	341	.413
11	Camden, John	7	19	.368
10	Rechsteiner, Brandon	15	41	.366
2	Collins, MJ	70	211	.332
13	Young, Jaydon	11	35	.314
5	Wessler, Patrick	3	11	.273

Field Goal Attempts

##	Player	G	Att	Att/G
3	Pedulla, Sean	28	341	12.2
0	Cattoor, Hunter	29	256	8.8
15	Kidd, Lynn	30	239	8.0
2	Collins, MJ	28	211	7.5
23	Nickel, Tyler	29	190	6.6

Field Goals Made

##	Player	G	Made	Made/G
15	Kidd, Lynn	30	158	5.3
3	Pedulla, Sean	28	141	5.0
0	Cattoor, Hunter	29	122	4.2
23	Nickel, Tyler	29	82	2.8
34	Poteat, Mylyjael	30	77	2.6

3-Point FG Percentage

##	Player	3FG	Att	Pct
11	Camden, John	7	15	.467
0	Cattoor, Hunter	75	177	.424
13	Young, Jaydon	11	27	.407
23	Nickel, Tyler	52	132	.394
3	Pedulla, Sean	50	142	.352
31	Beran, Robbie	25	72	.347
2	Collins, MJ	23	89	.258
10	Rechsteiner, Brandon	8	31	.258

3-Point FG Attempts

##	Player	G	Att	Att/G
0	Cattoor, Hunter	29	177	6.1
3	Pedulla, Sean	28	142	5.1
23	Nickel, Tyler	29	132	4.6
2	Collins, MJ	28	89	3.2
31	Beran, Robbie	30	72	2.4

3-Point FG Made

##	Player	G	Made	Made/G
0	Cattoor, Hunter	29	75	2.6
23	Nickel, Tyler	29	52	1.8
3	Pedulla, Sean	28	50	1.8
31	Beran, Robbie	30	25	0.8
2	Collins, MJ	28	23	0.8

TEAM CATEGORY LEADERS

Free Throw Percentage

##	Player	Made	Att	Pct
13	Young, Jaydon	4	4	1.000
2	Collins, MJ	25	28	.893
0	Cattoor, Hunter	83	93	.892
15	Kidd, Lynn	77	91	.846
3	Pedulla, Sean	107	133	.805
31	Beran, Robbie	28	35	.800
23	Nickel, Tyler	34	43	.791
10	Rechsteiner, Brandon	6	8	.750
11	Camden, John	5	7	.714
34	Poteat, Mylyjael	45	65	.692
4	Long, Mekhi	15	30	.500
5	Wessler, Patrick	2	4	.500

Free Throw Attempts

##	Player	G	Att	Att/G
3	Pedulla, Sean	28	133	4.8
0	Cattoor, Hunter	29	93	3.2
15	Kidd, Lynn	30	91	3.0
34	Poteat, Mylyjael	30	65	2.2
23	Nickel, Tyler	29	43	1.5

Free Throws Made

##	Player	G	Made	Made/G
3	Pedulla, Sean	28	107	3.8
0	Cattoor, Hunter	29	83	2.9
15	Kidd, Lynn	30	77	2.6
34	Poteat, Mylyjael	30	45	1.5
23	Nickel, Tyler	29	34	1.2

Rebounds

##	Player	G	Reb	Reb/G
15	Kidd, Lynn	30	199	6.6
3	Pedulla, Sean	28	120	4.3
31	Beran, Robbie	30	117	3.9
34	Poteat, Mylyjael	30	96	3.2
4	Long, Mekhi	18	88	4.9

Assists

##	Player	G	Ast	Ast/G
3	Pedulla, Sean	28	128	4.6
2	Collins, MJ	28	75	2.7
0	Cattoor, Hunter	29	54	1.9
23	Nickel, Tyler	29	42	1.4
15	Kidd, Lynn	30	36	1.2

Rebounds Average

##	Player	G	Reb	Reb/G
15	Kidd, Lynn	30	199	6.6
4	Long, Mekhi	18	88	4.9
3	Pedulla, Sean	28	120	4.3
31	Beran, Robbie	30	117	3.9
34	Poteat, Mylyjael	30	96	3.2

Steals

##	Player	G	Stl	Stl/G
3	Pedulla, Sean	28	31	1.1
0	Cattoor, Hunter	29	29	1.0
2	Collins, MJ	28	24	0.9
31	Beran, Robbie	30	17	0.6
15	Kidd, Lynn	30	16	0.5

Offensive Rebounds

##	Player	G	OReb	OReb/G
15	Kidd, Lynn	30	47	1.6
34	Poteat, Mylyjael	30	39	1.3
31	Beran, Robbie	30	24	0.8
4	Long, Mekhi	18	22	1.2
3	Pedulla, Sean	28	17	0.6

Blocked Shots

##	Player	G	Blk	Blk/G
31	Beran, Robbie	30	26	0.9
15	Kidd, Lynn	30	13	0.4
23	Nickel, Tyler	29	8	0.3
34	Poteat, Mylyjael	30	7	0.2
4	Long, Mekhi	18	6	0.3

Defensive Rebounds

##	Player	G	DReb	DReb/G
15	Kidd, Lynn	30	152	5.1
3	Pedulla, Sean	28	103	3.7
31	Beran, Robbie	30	93	3.1
0	Cattoor, Hunter	29	74	2.6
4	Long, Mekhi	18	66	3.7

Minutes

##	Player	G	Min	Min/G
0	Cattoor, Hunter	29	949	32:44
3	Pedulla, Sean	28	883	31:33
2	Collins, MJ	28	806	28:47
23	Nickel, Tyler	29	712	24:32
15	Kidd, Lynn	30	695	23:10



TEAM CATEGORY LEADERS

Fouls

##	Player	G	PF	PF/G
31	Beran, Robbie	30	83	2.8
0	Cattoor, Hunter	29	61	2.1
3	Pedulla, Sean	28	60	2.1
15	Kidd, Lynn	30	59	2.0
34	Poteat, Mylyjael	30	57	1.9

Turnovers

##	Player	G	TO	TO/G
3	Pedulla, Sean	28	92	3.3
15	Kidd, Lynn	30	38	1.3
2	Collins, Mj	28	34	1.2
31	Beran, Robbie	30	32	1.1
0	Cattoor, Hunter	29	30	1.0

Foul Outs

##	Player	G	FO
0	Cattoor, Hunter	29	2
31	Beran, Robbie	30	2
4	Long, Mekhi	18	2
3	Pedulla, Sean	28	1
34	Poteat, Mylyjael	30	1

TEAM GAME HIGHS

Virginia Tech - Game Highs

<b>POINTS</b>	100		Coppin St. (11/06/2023)
	98		Wofford (11/19/2023)
	91		Georgia Tech (01/27/2024)
	87		Wake Forest (03/02/2024)
	87		Clemson (01/10/2024)
<b>FIELD GOALS MADE</b>	34		Wake Forest (03/02/2024)
	33		Wofford (11/19/2023)
<b>FIELD GOAL ATTEMPTS</b>	67		at North Carolina (02/17/2024)
	63		at Syracuse (02/27/2024)
<b>FIELD GOAL PERCENTAGE</b>	.640	(32-50)	American (12/21/2023)
	.596	(34-57)	Wake Forest (03/02/2024)
<b>3 PT FG MADE</b>	13		at Louisville (03/05/2024)
	13		Clemson (01/10/2024)
	13		Coppin St. (11/06/2023)
<b>3 PT FG ATTEMPTS</b>	33		Miami (FL) (01/13/2024)
	31		Coppin St. (11/06/2023)
<b>3 PT FG PERCENTAGE</b>	.542	(13-24)	Clemson (01/10/2024)
	.500	(10-20)	Wofford (11/19/2023)
<b>FREE THROWS MADE</b>	28		Florida St. (02/13/2024)
	23		at NC State (01/20/2024)
	23		at Auburn (11/29/2023)
	23		vs Boise St. (N) (11/23/2023)
	23		Coppin St. (11/06/2023)
<b>FREE THROW ATTEMPTS</b>	32		Florida St. (02/13/2024)
	31		at Auburn (11/29/2023)
<b>FREE THROW PERCENTAGE</b>	1.000	(16-16)	Boston College (01/23/2024)
	1.000	(4-4)	at Virginia (01/17/2024)
	1.000	(3-3)	at Syracuse (02/27/2024)
<b>REBOUNDS</b>	44		at Auburn (11/29/2023)
	43		Coppin St. (11/06/2023)
<b>ASSISTS</b>	29		Coppin St. (11/06/2023)
	23		Georgia Tech (01/27/2024)
	23		American (12/21/2023)
<b>STEALS</b>	10		at Louisville (03/05/2024)
	9		Coppin St. (11/06/2023)
<b>BLOCKED SHOTS</b>	5		Virginia (02/19/2024)
	5		Clemson (01/10/2024)
	5		American (12/21/2023)
<b>TURNOVERS</b>	21		at Auburn (11/29/2023)
	20		at NC State (01/20/2024)
<b>FOULS</b>	25		at Auburn (11/29/2023)
	24		at Florida St. (01/06/2024)

OPPONENT GAME HIGHS

Opponent - Game Highs

<b>POINTS</b>	96		at North Carolina (02/17/2024)
	86		at Wake Forest (12/30/2023)
	84		at Syracuse (02/27/2024)
	84		vs Fla. Atlantic (N) (11/26/2023)
	82		at Miami (FL) (02/03/2024)
<b>FIELD GOALS MADE</b>	35		at North Carolina (02/17/2024)
	34		at Syracuse (02/27/2024)
<b>FIELD GOAL ATTEMPTS</b>	68		at North Carolina (02/17/2024)
	68		at Wake Forest (12/30/2023)
<b>FIELD GOAL PERCENTAGE</b>	.569	(33-58)	vs Fla. Atlantic (N) (11/26/2023)
	.567	(34-60)	at Syracuse (02/27/2024)
<b>3 PT FG MADE</b>	13		Wofford (11/19/2023)
	11		Wake Forest (03/02/2024)
<b>3 PT FG ATTEMPTS</b>	31		Wofford (11/19/2023)
	26		Clemson (01/10/2024)
<b>3 PT FG PERCENTAGE</b>	.533	(8-15)	American (12/21/2023)
	.529	(9-17)	Duke (01/29/2024)
<b>FREE THROWS MADE</b>	27		at Miami (FL) (02/03/2024)
	24		at Auburn (11/29/2023)
<b>FREE THROW ATTEMPTS</b>	36		at Auburn (11/29/2023)
	29		Florida St. (02/13/2024)
	29		at Miami (FL) (02/03/2024)
	29		at Florida St. (01/06/2024)
<b>FREE THROW PERCENTAGE</b>	1.000	(12-12)	at Syracuse (02/27/2024)
	.931	(27-29)	at Miami (FL) (02/03/2024)
<b>REBOUNDS</b>	43		at North Carolina (02/17/2024)
	42		at Pittsburgh (02/24/2024)
<b>ASSISTS</b>	19		Duke (01/29/2024)
	18		at Syracuse (02/27/2024)
	18		at North Carolina (02/17/2024)
	18		at Virginia (01/17/2024)
<b>STEALS</b>	14		at NC State (01/20/2024)
	11		at Auburn (11/29/2023)
<b>BLOCKED SHOTS</b>	7		at Pittsburgh (02/24/2024)
	7		at Auburn (11/29/2023)
<b>TURNOVERS</b>	19		Coppin St. (11/06/2023)
	18		at NC State (01/20/2024)
<b>FOULS</b>	26		Florida St. (02/13/2024)
	22		at NC State (01/20/2024)
	22		at Auburn (11/29/2023)

TEAM GAME LOWS

Virginia Tech - Game Lows

<b>POINTS</b>	50		vs Fla. Atlantic (N) (11/26/2023)
	57		at Virginia (01/17/2024)
	57		at Auburn (11/29/2023)
	60		Campbell (11/15/2023)
	63		at Wake Forest (12/30/2023)
<b>FIELD GOALS MADE</b>	14		at Auburn (11/29/2023)
	20		vs Fla. Atlantic (N) (11/26/2023)
	20		vs Iowa St. (N) (11/24/2023)
<b>FIELD GOAL ATTEMPTS</b>	49		at NC State (01/20/2024)
	49		vs Iowa St. (N) (11/24/2023)
<b>FIELD GOAL PERCENTAGE</b>	.275	(14-51)	at Auburn (11/29/2023)
	.333	(20-60)	vs Fla. Atlantic (N) (11/26/2023)
<b>3 PT FG MADE</b>	2		vs Fla. Atlantic (N) (11/26/2023)
	3		at Pittsburgh (02/24/2024)
<b>3 PT FG ATTEMPTS</b>	16		at Wake Forest (12/30/2023)
	17		American (12/21/2023)
	17		vs Fla. Atlantic (N) (11/26/2023)
<b>3 PT FG PERCENTAGE</b>	.118	(2-17)	vs Fla. Atlantic (N) (11/26/2023)
	.150	(3-20)	at Pittsburgh (02/24/2024)
<b>FREE THROWS MADE</b>	3		at Syracuse (02/27/2024)
	4		at Virginia (01/17/2024)
<b>FREE THROW ATTEMPTS</b>	3		at Syracuse (02/27/2024)
	4		at Virginia (01/17/2024)
<b>FREE THROW PERCENTAGE</b>	.500	(7-14)	at Miami (FL) (02/03/2024)
	.615	(8-13)	vs Fla. Atlantic (N) (11/26/2023)
<b>REBOUNDS</b>	20		Duke (01/29/2024)
	22		Boston College (01/23/2024)
<b>ASSISTS</b>	7		at Auburn (11/29/2023)
	8		vs Fla. Atlantic (N) (11/26/2023)
<b>STEALS</b>	1		at Wake Forest (12/30/2023)
	2		Georgia Tech (01/27/2024)
	2		at Florida St. (01/06/2024)
<b>BLOCKED SHOTS</b>	0		at Notre Dame (02/10/2024)
	0		vs Fla. Atlantic (N) (11/26/2023)
<b>TURNOVERS</b>	4		Duke (01/29/2024)
	5		vs South Carolina (N) (11/10/2023)
<b>FOULS</b>	6		Virginia (02/19/2024)
	10		Duke (01/29/2024)
	10		Clemson (01/10/2024)
	10		Valparaiso (12/09/2023)
	10		vs Fla. Atlantic (N) (11/26/2023)

OPPONENT GAME LOWS

Opponent - Game Lows

<b>POINTS</b>	41		Virginia (02/19/2024)
	44		Campbell (11/15/2023)
	50		Valparaiso (12/09/2023)
	51		Vermont (12/16/2023)
	55		American (12/21/2023)
	55		Coppin St. (11/06/2023)
<b>FIELD GOALS MADE</b>	14		Campbell (11/15/2023)
	17		Virginia (02/19/2024)
<b>FIELD GOAL ATTEMPTS</b>	45		Florida St. (02/13/2024)
	50		vs Iowa St. (N) (11/24/2023)
<b>FIELD GOAL PERCENTAGE</b>	.275	(14-51)	Campbell (11/15/2023)
	.327	(17-52)	Virginia (02/19/2024)
<b>3 PT FG MADE</b>	2		Virginia (02/19/2024)
	2		at Auburn (11/29/2023)
<b>3 PT FG ATTEMPTS</b>	12		Virginia (02/19/2024)
	13		at Syracuse (02/27/2024)
<b>3 PT FG PERCENTAGE</b>	.125	(3-24)	Valparaiso (12/09/2023)
	.125	(2-16)	at Auburn (11/29/2023)
<b>FREE THROWS MADE</b>	5		at Louisville (03/05/2024)
	5		Virginia (02/19/2024)
	5		Boston College (01/23/2024)
	5		American (12/21/2023)
	5		Vermont (12/16/2023)
	5		Valparaiso (12/09/2023)
<b>FREE THROW ATTEMPTS</b>	7		Virginia (02/19/2024)
	8		Clemson (01/10/2024)
	8		Valparaiso (12/09/2023)
	8		vs South Carolina (N) (11/10/2023)
<b>FREE THROW PERCENTAGE</b>	.455	(5-11)	at Louisville (03/05/2024)
	.455	(5-11)	American (12/21/2023)
<b>REBOUNDS</b>	22		Valparaiso (12/09/2023)
	22		Coppin St. (11/06/2023)
<b>ASSISTS</b>	5		Coppin St. (11/06/2023)
	7		Virginia (02/19/2024)
	7		Vermont (12/16/2023)
<b>STEALS</b>	1		Duke (01/29/2024)
	2		Georgia Tech (01/27/2024)
	2		Vermont (12/16/2023)
	2		vs South Carolina (N) (11/10/2023)
<b>BLOCKED SHOTS</b>	0		at Louisville (03/05/2024)
	0		at Notre Dame (02/10/2024)
	0		American (12/21/2023)
<b>TURNOVERS</b>	5		Georgia Tech (01/27/2024)
	7		at Syracuse (02/27/2024)
	7		at Virginia (01/17/2024)
	7		at Wake Forest (12/30/2023)
<b>FOULS</b>	8		at Syracuse (02/27/2024)
	11		at Virginia (01/17/2024)

VIRGINIA TECH MEN'S BASKETBALL

BOX SCORES

GAME 1: COPPIN STATE

Official Basketball Box Score - Final
Coppin St. at Virginia Tech
11/06/23 Cassell Coliseum, Blacksburg, Va.
2023-24 Men's Basketball
Record: 0-1

Shooting By Period
1st FG% 7-27 25.9%
3PT% 2-9 22.2%
FT% 3-6 50.0%
2nd FG% 12-24 50.0%
3PT% 3-8 37.5%
FT% 9-12 75%
GM FG% 19-51 37.3%
3PT% 5-17 29.4%
FT% 12-18 66.7%
Dead Ball Rebounds: 4, 0

Virginia Tech - 100
Record: 1-0
NO. Name Min FG 3P FT Rebounds Fouls TP AS TO ST Blocks BS BA +/-
1 Robbie Beran F 14:47 1-4 0-2 0-0 1 1 2 4 0 2 0 3 0 1 0 8 -3

Shooting By Period
1st FG% 13-30 43.3%
3PT% 4-13 30.8%
FT% 15-19 78.9%
2nd FG% 19-32 59.4%
3PT% 8-18 50.0%
FT% 9-10 90%
GM FG% 32-62 51.6%
3PT% 13-31 41.9%
FT% 23-29 79.3%
Dead Ball Rebounds: 4, 1

Biggest lead 1 (1st 17:03)
Best Scoring Run 5 (2nd 6:26)
Lead Changes 2
Times Tied 0
Time with Lead 00:27

Points from Turnovers
Paint 18 36
Second Chance 2 8
Fast Breaks 2 10
Bench 22 50
Period by Period Scoring
Eagles 19 36 55
Hokies 45 55 100

GAME 3: CAMPBELL

Official Basketball Box Score - Final
Campbell at Virginia Tech
11/15/23 Cassell Coliseum, Blacksburg, Va.
2023-24 Men's Basketball
Record: 1-2

Shooting By Period
1st FG% 4-21 19.0%
3PT% 1-8 12.5%
FT% 7-8 87.5%
2nd FG% 10-30 33.3%
3PT% 4-11 36.4%
FT% 4-8 50%
GM FG% 14-51 27.5%
3PT% 5-19 26.3%
FT% 11-16 68.8%
Dead Ball Rebounds: 3, 0

Virginia Tech - 60
Record: 2-1
NO. Name Min FG 3P FT Rebounds Fouls TP AS TO ST Blocks BS BA +/-
1 Robbie Beran F 27:49 2-5 0-2 2-2 0 3 3 1 1 6 2 0 2 2 1 15

Shooting By Period
1st FG% 10-28 35.7%
3PT% 1-11 9.1%
FT% 5-6 83.3%
2nd FG% 12-30 40.0%
3PT% 3-8 37.5%
FT% 7-9 77.8%
GM FG% 22-58 37.9%
3PT% 4-19 21.1%
FT% 12-15 80.0%
Dead Ball Rebounds: 5, 0

Biggest lead 0 (1st 20:00)
Best Scoring Run 7 (2nd 13:10)
Lead Changes 0
Times Tied 1
Time with Lead 00:00

Points from Turnovers
Paint 18 30
Second Chance 14 11
Fast Breaks 4 6
Bench 27 9
Period by Period Scoring
CU 16 28 44
Hokies 26 34 60

GAME 2: SOUTH CAROLINA

Official Basketball Box Score - Final
Virginia Tech at South Carolina
11/10/23 Spectrum Center, Charlotte, N.C.
2023-24 Men's Basketball
Record: 1-1

South Carolina - 79
Record: 2-0
NO. Name Min FG 3P FT Rebounds Fouls TP AS TO ST Blocks BS BA +/-
2 B.J. Mack F 25:46 9-16 1-4 0-1 1 5 6 3 3 19 1 1 0 0 0 -3

Biggest lead 5 (1st 16:13)
Best Scoring Run 5 (1st 16:13)
Lead Changes 3
Times Tied 6
Time with Lead 06:16

GAME 4: WOFFORD

Official Basketball Box Score - Final
Wofford at Virginia Tech
11/19/23 Cassell Coliseum, Blacksburg, Va.
2023-24 Men's Basketball
Record: 2-2

Virginia Tech - 98
Record: 3-1
NO. Name Min FG 3P FT Rebounds Fouls TP AS TO ST Blocks BS BA +/-
1 Robbie Beran F 23:25 1-3 0-1 1-2 0 4 4 4 1 3 1 3 1 3 0 19

Biggest lead 0 (1st 20:00)
Best Scoring Run 9 (2nd 0:29)
Lead Changes 0
Times Tied 0
Time with Lead 00:00







# VIRGINIA TECH MEN'S BASKETBALL

## BOX SCORES

### GAME 13: WAKE FOREST

NCAA Official Basketball Box Score - Final Virginia Tech at Wake Forest 12/30/23 LVM Coliseum, Winston-Salem 2023-24 Men's Basketball														
Game Time: 2:00 PM Game Duration: 1:53 Attendance: 10,055														
Officials: Roger Ayers, Tony Henderson, Brent Hampton														
Virginia Tech - 63      Record: 9-4 (1-1)														
NO.	Name	Min	FG	3P	FT	Rebounds	Fouls	TP	AS	TO	ST	Blocks	+	-
			M-A	M-A	M-A	OR DR TOT	PF	FD				BS	BA	
15	Lynn Kidd	C 29:20	7-15	0-0	0-0	1 4 5	3 4	14	3	3	0	0	0	-11
0	Hunter Cattoor	G 32:36	5-7	1-3	3-3	0 6 6	3 2	14	2	1	0	0	0	-19
2	MJ Collins	G 19:33	0-3	0-0	0-0	0 2 2	0 0	0	0	1	0	0	0	-13
3	Sean Pedulla	G 19:26	2-8	1-4	0-0	0 2 2	2 1	5	2	2	6	0	0	-2
4	Mekhi Long	G 18:58	2-3	0-1	1-4	2 3 5	2 2	5	0	2	0	0	1	-23
10	Brandon Rechsteiner	20:34	2-3	0-1	0-0	0 4 4	1 0	4	1	3	0	0	0	-10
31	Robbie Beran	18:42	3-6	2-4	0-0	0 2 2	4 1	8	2	2	0	0	0	-11
34	Mylyjael Poteat	06:43	1-2	0-0	0-0	0 1 1	0 0	2	0	0	0	0	0	-11
23	Tyler Nickel	28:31	2-4	1-2	6-7	0 2 2	1 5	11	1	0	1	0	0	-14
5	Patrick Wessler	03:57	0-1	0-0	0-0	0 0 0	0 0	0	0	0	0	0	0	-1
13	Jaydon Young	03:40	0-0	0-0	0-0	0 1 1	0 0	0	1	0	0	0	0	-2
Team						1 1 2								
<b>Totals</b>			24-52	5-16	10-14	4 28 32	18 15	63	12	19	1	4	3	-23

NCAA Official Basketball Box Score - Final Wake Forest - 86														
Game Time: 2:00 PM Game Duration: 1:53 Attendance: 10,055														
Officials: Roger Ayers, Tony Henderson, Brent Hampton														
Wake Forest - 86      Record: 9-3 (1-0)														
NO.	Name	Min	FG	3P	FT	Rebounds	Fouls	TP	AS	TO	ST	Blocks	+	-
			M-A	M-A	M-A	OR DR TOT	PF	FD				BS	BA	
11	Andrew Carr	F 28:48	4-9	0-3	7-7	2 6 8	0 5	15	0	2	2	1	0	21
4	Elton Reid	C 19:49	5-9	1-1	2-2	2 6 8	4 1	13	2	1	2	0	1	10
0	Kevin Miller	G 31:16	4-14	0-1	6-6	0 2 2	2 5	14	2	3	1	0	1	18
2	Cameron Hildreth	G 30:06	5-12	2-2	2-2	0 2 2	4 2	14	1	0	1	0	0	-4
23	Hunter Salis	G 33:57	8-14	2-6	2-4	4 5 9	1 4	20	1	0	1	2	1	20
25	Zach Keller	20:11	1-3	0-1	0-0	0 1 1	1 1	2	2	0	2	0	0	13
20	Parker Friedrichsen	20:29	1-3	1-3	0-0	0 0 0	0 0	0	0	0	0	0	0	11
1	Marqus Marion	11:12	1-2	0-0	0-0	3 1 4	1 0	2	0	0	0	0	0	2
10	Abramo Carka	01:28	0-0	0-0	0-0	0 1 1	0 0	0	0	0	0	0	0	2
45	Vincent Rocchiuti	01:22	1-2	1-2	0-0	0 0 0	0 0	0	0	0	0	0	0	0
52	Will Underwood	01:22	0-0	0-0	0-0	0 0 0	0 0	0	0	0	0	0	0	0
Team						0 2 2								
<b>Totals</b>			30-68	7-19	19-21	11 26 37	15 18	86	9	7	9	3	4	23

VT		WAKE		Points from		VT/ WAKE		Period by Period Scoring	
Biggest lead	0 (1 <sup>st</sup> 20:00)	28 (2 <sup>nd</sup> 15:01)	Turnovers	7	23	1st	2nd	TOT	
Best Scoring Run	5 (2 <sup>nd</sup> 5:53)	11 (2 <sup>nd</sup> 19:46)	Paint	30	36	VT	24	39	63
Lead Changes	0	0	Second Chance	0	18	WAKE	44	42	86
Times Tied	0	0	Fast Breaks	5	0				
Time with Lead	00:00	38:21	Bench	25	10				

### GAME 15: CLEMSON

NCAA Official Basketball Box Score - Final Clemson at Virginia Tech														
Game Time: 7:01 PM Game Duration: 1:53 Attendance: 8,925														
Officials: Ted Valentin, Tim Cloughery, Tommy Morrissey														
Clemson - 72      Record: 11-4 (3-3)														
NO.	Name	Min	FG	3P	FT	Rebounds	Fouls	TP	AS	TO	ST	Blocks	+	-
			M-A	M-A	M-A	OR DR TOT	PF	FD				BS	BA	
4	Ian Schiefelin	F 24:12	7-10	1-1	0-1	5 3 8	3 2	15	2	0	0	0	1	-11
21	Chauncey Wiggins	F 22:02	5-7	2-4	0-0	1 2 3	0 0	12	0	0	0	0	1	-9
24	PJ Hall	F 30:00	4-13	3-8	0-0	1 3 4	3 3	11	0	1	0	1	1	-11
1	Chase Hunter	G 36:54	3-13	1-5	2-2	3 1 4	2 1	9	2	1	0	0	1	-10
11	Joseph Girard III	G 33:29	3-10	1-5	0-0	2 2 1	3 3	12	4	6	2	0	0	-14
2	Dillon Hunter	G 20:40	2-4	1-3	0-0	0 0 0	0 0	5	2	0	1	0	0	-10
10	RJ Godfrey	13:45	3-3	0-0	0-0	1 1 2	1 1	2	1	2	1	0	0	-5
33	Bas Layle	03:45	0-0	0-0	0-0	0 0 0	0 0	0	0	0	0	0	0	-1
0	Josh Beadle	15:13	1-3	0-0	0-0	0 3 3	0 0	2	2	1	0	0	1	-4
Team						0 3 3								
<b>Totals</b>			28-63	9-26	7-8	10 18 28	14 10	72	13	11	4	3	5	-15

NCAA Official Basketball Box Score - Final Virginia Tech - 87														
Game Time: 7:01 PM Game Duration: 1:53 Attendance: 8,925														
Officials: Ted Valentin, Tim Cloughery, Tommy Morrissey														
Virginia Tech - 87      Record: 10-5 (2-2)														
NO.	Name	Min	FG	3P	FT	Rebounds	Fouls	TP	AS	TO	ST	Blocks	+	-
			M-A	M-A	M-A	OR DR TOT	PF	FD				BS	BA	
31	Robbie Beran	F 18:06	3-4	2-3	0-0	2 6 8	2 1	8	0	2	0	0	0	14
15	Lynn Kidd	C 23:23	3-6	0-0	0-0	0 2 2	0 2	6	1	0	1	0	1	-1
0	Hunter Cattoor	G 13:52	0-0	0-0	0-0	0 0 0	0 0	0	0	1	1	0	0	8
2	MJ Collins	G 32:39	1-5	0-2	0-0	1 1 2	1 1	2	7	2	0	0	0	12
3	Sean Pedulla	G 34:33	9-16	6-10	8-8	0 4 4	0 6	32	7	2	4	0	1	12
4	Mekhi Long	20:29	4-9	0-1	0-0	3 4 7	1 0	8	0	2	0	2	1	5
34	Mylyjael Poteat	18:02	2-4	0-0	1-2	1 2 3	2 3	5	0	1	0	0	0	10
23	Tyler Nickel	27:59	8-11	5-7	3-4	0 4 4	1 3	24	1	1	1	0	0	12
10	Brandon Rechsteiner	05:27	1-2	0-1	0-0	0 1 1	0 0	2	0	0	0	0	0	3
13	Jaydon Young	05:30	0-0	0-0	0-0	0 1 1	0 0	0	0	0	0	0	0	-2
Team						2 1 3								
<b>Totals</b>			31-57	13-24	12-14	9 28 35	10 14	87	17	11	7	5	3	15

Tigers		Hokies		Points from		Tigers/Hokies		Period by Period Scoring	
Biggest lead	4 (1 <sup>st</sup> 19:00)	15 (2 <sup>nd</sup> 0:42)	Turnovers	13	19	1st	2nd	TOT	
Best Scoring Run	7 (2 <sup>nd</sup> 17:39)	8 (1 <sup>st</sup> 14:48)	Paint	28	34	Tigers	44	28	72
Lead Changes	1	0	Second Chance	12	8	Hokies	53	34	87
Times Tied	1	0	Fast Breaks	2	6				
Time with Lead	02:06	36:57	Bench	13	39				

### GAME 14: FLORIDA STATE

NCAA Official Basketball Box Score - Final Virginia Tech at Florida State														
Game Time: 4:00 PM Game Duration: 2:21 Attendance: 5,025														
Officials: Jamie Luckie, AJ Desai, Michael Roberts														
Virginia Tech - 74      Record: 9-5 (1-2)														
NO.	Name	Min	FG	3P	FT	Rebounds	Fouls	TP	AS	TO	ST	Blocks	+	-
			M-A	M-A	M-A	OR DR TOT	PF	FD				BS	BA	
23	Tyler Nickel	F 20:14	2-4	1-2	4-5	1 0 1	1 3	9	1	2	0	0	0	6
15	Lynn Kidd	C 25:17	1-5	0-0	0-0	3 5 8	4 1	2	3	3	0	1	1	-6
0	Hunter Cattoor	G 37:42	6-8	5-6	2-2	1 4 5	1 3	19	1	2	1	0	0	-1
3	Sean Pedulla	G 33:42	9-17	3-6	5-8	0 2 2	4 4	7	26	2	4	0	0	6
4	Mekhi Long	G 18:58	1-3	0-1	2-4	0 4 4	3 2	4	1	1	0	2	0	9
31	Robbie Beran	25:14	1-3	0-2	0-0	0 3 3	4 2	2	0	2	0	1	0	-11
2	MJ Collins	22:04	4-8	2-5	0-1	1 3 4	1 1	10	1	1	0	0	0	-11
10	Brandon Rechsteiner	06:38	0-1	0-0	0-0	0 0 0	0 0	0	0	0	0	0	0	-9
34	Mylyjael Poteat	10:31	1-2	0-0	0-0	1 5 6	5 0	2	0	0	0	0	0	2
Team						0 2 2								
<b>Totals</b>			25-51	11-23	13-20	7 28 35	24 19	74	9	16	2	4	1	-3

NCAA Official Basketball Box Score - Final Florida State - 77														
Game Time: 4:00 PM Game Duration: 2:21 Attendance: 5,025														
Officials: Jamie Luckie, AJ Desai, Michael Roberts														
Florida State - 77      Record: 8-6 (2-1)														
NO.	Name	Min	FG	3P	FT	Rebounds	Fouls	TP	AS	TO	ST	Blocks	+	-
			M-A	M-A	M-A	OR DR TOT	PF	FD				BS	BA	
2	Jamin Watkins	F 27:43	3-14	0-4	4-5	2 6 8	1 3	10	4	1	0	0	0	3
5	De'Ante Green	F 10:11	1-2	0-0	3-3	0 0 0	0 2	5	0	0	0	0	0	-5
11	Baba Miller	F 26:21	3-5	1-2	1-3	3 7 10	5 5	8	5	1	3	0	0	5
1	Jalen Warley	G 16:41	2-5	0-0</										

## BOX SCORES

### GAME 17: VIRGINIA

Official Basketball Box Score - Final															Game Time: 7:00 PM	
Virginia Tech at Virginia															Game Duration: 1:55	
01/17/24 John Paul Jones Arena, Charlottesville															Attendance: 14,547	
Virginia vs Virginia Tech Men's Basketball Commonwealth Clash															Officials: Bill Covington Jr., Brian O'Connell, Tony Henderson	
Virginia Tech - 57															Record: 10-7 (2-4)	
NO. Name	Min	FG M-A	3P M-A	FT M-A	Rebounds OR DR TOT	Fouls PF FD	TP	AS	TO	ST	Blocks BS BA	+	-	+		
31 Robbie Beran	F 18:39	4-7	2-4	0-0	0 6 6	4 1 10	0	2	0	1	0	0	-3			
15 Lynn Kidd	C 16:13	1-3	0-0	0-0	0 2 2	0 0 2	2	1	0	0	0	0	-8			
0 Hunter Cattoor	G 38:23	5-10	2-5	0-0	0 4 4	4 3 12	3	1	2	0	0	0	-6			
2 MJ Collins	G 33:59	1-3	1-3	0-0	0 1 1	2 0 3	2	0	1	0	0	0	-3			
3 Sean Pedulla	G 32:47	6-16	4-9	2-2	1 5 6	2 2 18	5	7	0	0	0	0	-4			
4 Mekhi Long	08:39	1-3	0-1	0-0	0 2 2	0 0 2	0	0	0	0	0	0	-3			
23 Tyler Nickel	23:57	2-8	2-7	2-2	0 4 4	0 2 8	1	3	0	0	0	0	-6			
34 Mylajael Poteat	20:10	1-3	0-0	0-0	0 2 2	5 2 3	2	1	1	0	0	0	-3			
10 Brandon Rechsteiner	07:13	0-1	0-1	0-0	0 2 2	0 0 0	0	0	0	0	0	0	-4			
Team					0 0 0	0 0 0	0	0	0	0	0	0				
<b>Totals</b>		21-54	11-30	4-4	4 28 32	14 11 57	14	15	3	1	2	0	-8			
Technical Fouls: NONE																

Shooting By Period	
1 <sup>st</sup> FG%	6-22 27.3%
3PT%	4-12 33.3%
FT%	2-2 100%
2 <sup>nd</sup> FG%	15-32 46.9%
3PT%	7-18 38.9%
FT%	2-2 100%
GM FG%	21-54 38.9%
3PT%	11-30 36.7%
FT%	4-4 100.0%

Dead Ball Rebounds: 0

Official Basketball Box Score - Final															Game Time: 7:00 PM	
Virginia Tech at Virginia															Game Duration: 1:55	
01/17/24 John Paul Jones Arena, Charlottesville															Attendance: 14,547	
Virginia vs Virginia Tech Men's Basketball Commonwealth Clash															Officials: Bill Covington Jr., Brian O'Connell, Tony Henderson	
Virginia - 65															Record: 12-5 (3-3)	
NO. Name	Min	FG M-A	3P M-A	FT M-A	Rebounds OR DR TOT	Fouls PF FD	TP	AS	TO	ST	Blocks BS BA	+	-	+		
22 Jordan Minor	F 26:29	5-8	0-0	6-8	2 3 5	3 4 16	2	1	2	0	1	4				
2 Reece Beekman	G 37:48	6-13	2-3	2-3	0 4 4	0 3 16	4	4	0	0	0	3				
4 Andrew Rohde	G 24:59	0-4	0-3	0-0	0 2 2	1 1 0	3	0	1	0	0	6				
11 Isaac McKneely	G 34:21	3-8	0-2	2-2	0 2 2	1 1 8	3	1	1	0	0	7				
13 Ryan Dunn	G 25:46	3-4	0-0	0-0	1 6 7	2 2 6	0	1	1	1	0	3				
1 Dante Harris	16:57	2-5	0-2	1-3	0 2 2	3 2 5	5	0	1	1	0	5				
0 Blake Buchanan	11:22	4-5	0-0	0-0	1 2 3	0 1 8	1	0	0	0	0	7				
34 Jacob Groves	14:49	2-5	2-4	0-0	1 2 3	1 0 6	0	0	0	0	0	2				
35 Leon Bond III	04:54	0-1	0-0	0-0	1 1 0	0 0 0	0	0	0	0	0	6				
10 Taine Murray	02:34	0-1	0-0	0-0	0 0 0	0 0 0	0	0	0	0	0	-3				
Team					0 4 4	0 0 0	0	0	0	0	0					
<b>Totals</b>		25-54	4-14	11-16	5 28 33	11 14 65	18	7	10	2	1	8				
Technical Fouls: NONE																

Shooting By Period	
1 <sup>st</sup> FG%	10-30 33.3%
3PT%	4-10 40.0%
FT%	1-2 50%
2 <sup>nd</sup> FG%	15-24 62.5%
3PT%	0-4 0.0%
FT%	10-14 71.4%
GM FG%	25-54 46.3%
3PT%	4-14 28.6%
FT%	11-16 68.8%

Dead Ball Rebounds: 1

Biggest lead		Points from Turnovers		Period by Period Scoring	
VAT	4 (1 <sup>st</sup> 18:34)	UVA	13 (2 <sup>nd</sup> 16:25)	1st	2nd
Best Scoring Run	8 (2 <sup>nd</sup> 13:34)	9 (2 <sup>nd</sup> 16:25)	Paint	20	36
Lead Changes	3	3	Second Chance	6	8
Times Tied	3	3	Fast Breaks	17	4
Time with Lead	05:48	31:41	Bench	12	19

### GAME 19: BOSTON COLLEGE

Official Basketball Box Score - Final															Game Time: 9:05 PM	
Boston College at Virginia Tech															Game Duration: 1:59	
01/23/24 Cassell Coliseum, Blacksburg, Va.															Attendance: 8,925	
Boston College vs Virginia Tech Men's Basketball															Officials: Pat Driscoll, John Gainey, Brent Hampton	
Boston College - 71															Record: 11-8 (2-6)	
NO. Name	Min	FG M-A	3P M-A	FT M-A	Rebounds OR DR TOT	Fouls PF FD	TP	AS	TO	ST	Blocks BS BA	+	-	+		
10 Prince Aigbe	F 22:40	4-4	1-1	0-0	0 2 2	0 0 9	2	0	0	0	0	0	-7			
12 Quinten Post	F 27:19	7-10	1-2	0-1	1 6 7	3 2 15	0	4	3	2	1	3				
21 Devin McGlockton	F 34:56	9-13	1-1	0-1	5 5 10	3 3 19	0	2	1	0	0	0				
00 Chas Kelley III	G 22:19	0-1	0-1	2-2	0 1 1	0 1 2	2	3	0	0	0	0	-4			
3 Jaxson Zackery	G 36:01	3-8	0-1	0-0	2 2 4	3 3 6	7	3	1	0	1	-1				
15 Claudel Harris Jr.	25:29	5-16	3-9	1-2	0 4 1	1 2 14	2	2	1	0	0	-5				
45 Mason Madsen	13:05	0-2	0-1	0-0	0 1 1	0 0 0	0	0	0	0	0	-6				
2 Armani Mighty	10:21	2-3	0-0	2-3	2 0 2	2 2 6	1	1	1	0	0	-3				
13 Donald Hand Jr.	07:50	0-3	0-2	0-0	0 1 1	1 1 0	0	0	0	0	0	-2				
Team					3 0 3	0 0 0	0	0	0	0	0					
<b>Totals</b>		30-60	6-18	5-9	13 22 35	13 14 71	14	15	7	2	4	-5				
Technical Fouls: NONE																

Shooting By Period	
1 <sup>st</sup> FG%	14-31 45.2%
3PT%	3-9 33.3%
FT%	2-3 66.7%
2 <sup>nd</sup> FG%	16-29 55.2%
3PT%	3-9 33.3%
FT%	3-6 50%
GM FG%	30-60 50.0%
3PT%	6-18 33.3%
FT%	5-9 55.6%

Dead Ball Rebounds: 3

Official Basketball Box Score - Final															Game Time: 9:05 PM	
Boston College at Virginia Tech															Game Duration: 1:59	
01/23/24 Cassell Coliseum, Blacksburg, Va.															Attendance: 8,925	
Boston College vs Virginia Tech Men's Basketball															Officials: Pat Driscoll, John Gainey, Brent Hampton	
Virginia Tech - 76															Record: 12-7 (4-4)	
NO. Name	Min	FG M-A	3P M-A	FT M-A	Rebounds OR DR TOT	Fouls PF FD	TP	AS	TO	ST	Blocks BS BA	+	-	+		
31 Robbie Beran	F 34:28	3-5	1-2	2-2	1 1 2	3 1 10	2	1	1	0	0	0	3			
15 Lynn Kidd	C 24:59	4-9	0-0	2-2	0 5 5	2 2 10	0	1	2	1	0	0	1			
0 Hunter Cattoor	G 35:32	4-6	3-5	6-6	0 3 3	1 5 17	3	2	3	0	0	0	1			
2 MJ Collins	G 33:10	5-12	1-6	0-0	0 1 1	1 0 11	3	1	1	0	0	0	1			
3 Sean Pedulla	G 36:48	5-13	2-7	4-4	0 6 6	5 3 16	4	6	1	1	1	4				
34 Mylajael Poteat	14:55	3-4	0-0	2-2	3 1 4	2 1 8	1	0	0	1	0	0	4			
23 Tyler Nickel	20:08	2-4	1-2	0-0	0 0 0	1 0 5	3	0	0	0	0	1	6			
Team					1 0 1	0 0 0	0	0	0	0	0					
<b>Totals</b>		26-53	8-22	16-16	5 17 22	14 13 78	16	11	8	4	2	5				
Technical Fouls: NONE																

Shooting By Period	
1 <sup>st</sup> FG%	6-12 50.0%
3PT%	4-4 100%
2 <sup>nd</sup> FG%	9-25 36.0%
3PT%	2-10 20.0%
FT%	12-12 100%
GM FG%	26-53 49.1%
3PT%	8-22 36.4%
FT%	16-16 100.0%

Dead Ball Rebounds: 0

Biggest lead		Points from Turnovers		Period by Period Scoring	
Eagles	3 (1 <sup>st</sup> 17:30)	Hokies	13 (1 <sup>st</sup> 3:25)	1st	2nd
Best Scoring Run	5 (1 <sup>st</sup> 17:30)	8 (1 <sup>st</sup> 3:25)	Paint	44	28
Lead Changes	2	2	Second Chance	11	4
Times Tied	3	3	Fast Breaks	4	6
Time with Lead	01:53	35:37	Bench	20	13

### GAME 18: NC STATE

Official Basketball Box Score - Final															Game Time: 7:00 PM	
Virginia Tech at NC State															Game Duration: 2:08	
01/20/24 PNC Arena, Raleigh															Attendance: 15,650	
Virginia Tech vs NC State Men's Basketball															Officials: Roger Ayers, Tommy Morrissey, Sean Huff	
Virginia Tech - 84															Record: 11-7 (3-4)	
NO. Name	Min	FG M-A	3P M-A	FT M-A	Rebounds OR DR TOT	Fouls PF FD	TP	AS	TO	ST	Blocks BS BA	+	-	+		
31 Robbie Beran	F 24:44	3-4	1-1	4-4	0 3 3	3 2 11	0	1	2	1	0	0	7			
15 Lynn Kidd	C 23:57	6-8	0-0	2-2	0 6 6	1 2 14	3	1	2	0	1	-2				
0 Hunter Cattoor	G 33:22	4-8	3-6	8-10	0 4 4	1 6 19	2	1	1	0	1	5				
2 MJ Collins	G 29:24	3-9	1-3	0-0	1 2 3	1 1 7	1	3	1	0	0	8				
3 Sean Pedulla	G 36:11	5-10	1-3	2-3	0 2 2	3 5 13	9	7	0	0	1	8				
4 Mekhi Long	13:42	0-2	0-1	0-0	0 3 3	0 0 0	1	0	0	0	0	-2				
34 Mylajael Poteat	15:04	1-2	0-0	6-8	1 1 2	2 4 8	0	1	0	0	0	8				
10 Brandon Rechsteiner	02:24	0-0	0-0	0-0	1 1 0	0 0 0	0	0	0	0	0	-1				
23 Tyler Nickel	21:12	4-6	3-5	1-1	0 0 0	2 2 12	0	0	0	0	0	-1				
Team					3 1 4	0 0 0	0	0	0	0	0					
<b>Totals</b>		26-49	9-19	23-28	5 23 28	16 22 84	16	20	7	1	4	6				
Technical Fouls: NONE																

Shooting By Period	
1 <sup>st</sup> FG%	11-25 44.0%
3PT%	3-7 42.9%
FT%	8-9 88.9%
2 <sup>nd</sup> FG%	15-24 62.5%
3PT%	6-12 50.0%
FT%	15-19 78.9%
GM FG%	26-49 53.1%
3PT%	9-19 47.4%
FT%	23-28 82.1%

Dead Ball Rebounds: 4

Official Basketball Box Score - Final															Game Time: 12:00 PM	
Virginia Tech at NC State															Game Duration: 2:08	
01/20/24 PNC Arena, Raleigh															Attendance: 15,650	
Virginia Tech vs NC State Men's Basketball															Officials: Roger Ayers, Tommy Morrissey, Sean Huff	
NC State - 78															Record: 13-5 (5-2)	
NO. Name	Min	FG M-A	3P M-A	FT M-A	Rebounds OR DR TOT	Fouls PF FD	TP	AS	TO	ST	Blocks BS BA	+	-	+		
30 D.J. Burns Jr.	F 17:24	3-8	0-0	2-2	1 3 4											

# VIRGINIA TECH MEN'S BASKETBALL

## BOX SCORES

### GAME 21: DUKE



Official Basketball Box Score - Final  
**Duke at Virginia Tech**  
01/20/24 Cassell Coliseum, Blacksburg, Va.  
2023-24 Men's Basketball

Game Time: 7:01 PM  
Game Duration: 1:52  
Attendance: 8,925

Officials: Ted Valentine, Lee Cassell, Doug Shows

NO. Name	Min	FG		3P		FT		Rebounds		Fouls		TP	AS	TO	ST	Blocks		+/-
		M/A	M/A	M/A	M/A	OR	DR	PF	FD	BS	BA							
25 Mark Mitchell	F	31:07	4-6	0-0	0-0	2	6	8	2	1	8	1	6	0	2	1	7	
30 Kyle Filipowski	C	30:38	6-9	0-1	2-5	1	7	8	4	4	14	2	3	1	0	0	3	
0 Jared McCain	G	38:28	3-10	1-6	2-2	1	9	10	2	1	9	3	0	0	0	1	7	
1 Caleb Foster	G	14:50	3-6	2-2	0-0	0	3	0	2	1	8	2	1	0	0	0	3	
5 Tyrese Proctor	G	37:37	5-8	2-3	0-0	0	3	1	0	12	5	2	0	0	0	0	8	
3 Jeremy Roach	G	29:05	5-11	4-5	2-2	0	0	0	3	1	16	4	2	0	0	1	12	
15 Ryan Young	G	14:30	5-6	0-0	1-1	3	2	5	4	2	10	2	0	0	1	0	9	
13 Sean Stewart	G	03:45	0-0	0-0	0-0	1	0	1	0	0	0	0	0	0	0	0	1	
<b>Team</b>																		
<b>Totals</b>		31:56	9-17	6-10	10	28	38	18	10	77	19	14	1	3	3	10		

Record: 16-4 (7-2)  
Shooting By Period  
1st FG% 15-29 51.7%  
3PT% 5-9 55.6%  
FT% 0-0 0%  
2nd FG% 16-27 59.3%  
3PT% 4-8 50.0%  
FT% 6-10 60%  
GM FG% 31-56 55.4%  
3PT% 9-17 52.9%  
FT% 6-10 60.0%  
Dead Ball Rebounds: 3, 2  
Technical Fouls: NONE

NO. Name	Min	FG		3P		FT		Rebounds		Fouls		TP	AS	TO	ST	Blocks		+/-
		M/A	M/A	M/A	M/A	OR	DR	PF	FD	BS	BA							
31 Robbie Beran	F	31:34	3-7	1-5	0-0	0	2	3	1	7	3	0	1	1	1	1	-8	
15 Lynn Kidd	C	22:50	5-9	0-0	2-2	0	4	2	2	12	1	0	0	0	1	0	1	-3
0 Hunter Cattoor	G	39:28	5-8	2-4	3-3	0	0	1	4	15	0	0	1	0	0	-11		
2 MJ Collins	G	33:57	7-13	3-6	0-0	2	2	0	1	17	3	1	0	1	0	0	-3	
3 Sean Pedulla	G	38:28	4-15	0-6	4-5	0	3	2	7	12	6	1	1	0	0	-10		
23 Tyler Nickel	G	16:33	0-1	0-1	0-0	0	2	0	0	0	1	0	1	0	0	-8		
34 Mylajael Poteat	G	17:10	2-5	0-0	0-2	3	3	6	2	3	4	1	2	0	0	-11		
<b>Team</b>																		
<b>Totals</b>		26:58	6-22	9-12	4	16	20	10	18	67	15	4	4	3	3	10		

Record: 13-8 (5-5)  
Shooting By Period  
1st FG% 11-26 42.3%  
3PT% 9-11 27.3%  
FT% 4-4 100%  
2nd FG% 15-32 46.9%  
3PT% 3-11 27.3%  
FT% 5-8 62.5%  
GM FG% 26-58 44.8%  
3PT% 6-22 27.3%  
FT% 9-12 75.0%  
Dead Ball Rebounds: 1, 0  
Technical Fouls: NONE

Biggest lead	Devs		Hokies		Points from Turnovers	Devs	Hokies	Period by Period Scoring
	14 (2nd 1:21)	5 (1st 15:17)						
Best Scoring Run	12 (1st 9:42)	8 (1st 0:58)	42	36	35	42	TOT	
Lead Changes	1	0	15	8				
Times Tied	0	2	5	2				
Time with Lead	32:58	06:05	26	4				

### GAME 22: MIAMI



Official Basketball Box Score - Final  
**Virginia Tech at Miami (FL)**  
02/03/24 Wassco Center, Coral Gables, Fla.  
2023-24 Men's Basketball

Game Time: 12:00 PM  
Game Duration: 2:04  
Attendance: 7,234

Officials: Rayme Syms, A.J. Desai, Sean Huff

NO. Name	Min	FG		3P		FT		Rebounds		Fouls		TP	AS	TO	ST	Blocks		+/-
		M/A	M/A	M/A	M/A	OR	DR	PF	FD	BS	BA							
31 Robbie Beran	F	29:33	4-5	1-2	1-2	2	1	3	2	2	10	3	0	0	1	0	-8	
15 Lynn Kidd	C	23:36	3-5	0-0	0-0	1	10	11	3	0	6	1	2	1	1	1	1	
0 Hunter Cattoor	G	37:21	6-13	5-11	2-3	1	0	1	4	5	19	3	0	0	0	-7		
2 MJ Collins	G	33:24	0-5	0-3	0-0	0	3	3	1	0	0	3	0	1	0	-4		
3 Sean Pedulla	G	35:41	8-18	3-10	2-6	2	3	5	4	4	21	5	7	1	0	-6		
34 Mylajael Poteat	G	15:09	3-4	0-0	2-3	0	1	1	4	2	8	0	1	2	0	-7		
23 Tyler Nickel	G	23:16	4-8	2-4	0-0	1	1	2	4	1	10	0	1	2	0	-6		
13 Jaydon Young	G	01:58	0-0	0-0	0-0	0	0	0	0	0	0	0	0	0	-3			
<b>Team</b>																		
<b>Totals</b>		28:58	11-30	7-14	7	21	28	22	14	74	15	11	7	2	3	-8		

Record: 13-9 (5-6)  
Shooting By Period  
1st FG% 14-30 46.7%  
3PT% 5-14 35.7%  
FT% 2-4 50%  
2nd FG% 14-28 50.0%  
3PT% 5-16 37.5%  
FT% 5-10 50%  
GM FG% 28-58 48.3%  
3PT% 11-30 36.7%  
FT% 7-14 50.0%  
Dead Ball Rebounds: 3, 0  
Technical Fouls: NONE

NO. Name	Min	FG		3P		FT		Rebounds		Fouls		TP	AS	TO	ST	Blocks		+/-
		M/A	M/A	M/A	M/A	OR	DR	PF	FD	BS	BA							
15 Norchad Omier	F	26:17	5-7	0-0	6-6	0	7	7	5	4	16	1	3	1	1	0	17	
0 Matthew Cleveland	G	32:44	4-9	1-2	6-6	5	8	13	3	4	15	0	0	0	0	3		
5 Wooga Poplar	G	34:05	1-5	1-2	4-4	1	3	4	1	2	7	2	0	1	0	10		
7 Kyshawn George	G	34:03	5-8	2-2	4-5	2	3	5	1	3	16	2	2	4	1	1		
4 Nijel Pack	G	35:08	4-15	1-5	5-6	0	1	1	1	5	14	2	2	1	0	-2		
24 Bensley Joseph	G	21:31	5-7	2-4	2-2	1	2	2	2	14	1	0	0	0	0	8		
10 Paul Jobot	G	03:44	0-2	0-1	0-0	0	0	0	0	1	0	0	0	0	0	2		
1 Michael Nwoko	G	05:10	0-0	0-0	0-0	0	0	0	0	1	1	0	0	0	0	-2		
23 AJ Casey	G	07:18	0-0	0-0	0-0	0	1	1	0	0	0	0	0	0	0	-9		
<b>Team</b>																		
<b>Totals</b>		24:53	7-16	27-29	10	26	36	14	22	82	8	11	7	3	2	8		

Record: 15-7 (6-5)  
Shooting By Period  
1st FG% 9-26 34.6%  
3PT% 3-7 42.9%  
FT% 5-8 63.3%  
2nd FG% 15-27 55.6%  
3PT% 4-9 44.4%  
FT% 22-23 95.7%  
GM FG% 24-53 45.3%  
3PT% 7-16 43.8%  
FT% 27-29 93.1%  
Dead Ball Rebounds: 0, 1  
Technical Fouls: NONE

Biggest lead	VaT		MIA		Points from Turnovers	VaT	MIA	Period by Period Scoring
	10	10	9 (2nd 0:49)	13				
Best Scoring Run	11 (1st 0:37)	9 (2nd 6:47)	32	26				
Lead Changes	8	10	16	16				
Times Tied	5	3	9	9				
Time with Lead	21:09	16:17	18	14				

### GAME 23: NOTRE DAME



Official Basketball Box Score - Final  
**Virginia Tech at Notre Dame**  
02/10/24 Purcell Pavilion at the Joyce Center, Notre Dame  
2023-24 Men's Basketball

Game Time: 6:00 PM  
Game Duration: 2:07  
Attendance: 7,394

Officials: Ted Valentine, Clarence Armstrong, Jeff Pon

NO. Name	Min	FG		3P		FT		Rebounds		Fouls		TP	AS	TO	ST	Blocks		+/-
		M/A	M/A	M/A	M/A	OR	DR	PF	FD	BS	BA							
31 Robbie Beran	F	32:21	3-6	1-2	1-2	1	12	13	4	3	8	1	1	0	0	0	-7	
15 Lynn Kidd	C	15:32	1-3	0-0	0-0	1	0	1	3	1	2	0	0	0	0	0	-6	
0 Hunter Cattoor	G	35:07	7-16	4-11	0-0	0	2	2	1	2	18	2	1	1	0	-7		
2 MJ Collins	G	35:34	1-6	0-4	0-0	1	2	3	2	1	5	1	0	0	0	-13		
3 Sean Pedulla	G	33:47	4-12	1-2	4-5	0	2	2	2	4	13	3	6	2	0	0	-3	
34 Mylajael Poteat	G	18:32	6-8	0-0	2-3	3	2	5	2	14	1	2	0	0	0	-8		
23 Tyler Nickel	G	20:46	3-5	2-4	1-1	1	1	2	1	9	1	0	0	0	0	-4		
13 Jaydon Young	G	02:08	0-0	0-0	0-0	0	0	0	0	0	0	0	0	0	0	-1		
10 Brandon Rechsteiner	G	06:13	0-1	0-0	0-0	0	0	0	0	0	0	0	0	0	0	-5		
<b>Team</b>																		
<b>Totals</b>		25:57	8-24	8-11	7	21	28	16	14	66	13	11	3	0	0	-8		

Record: 13-10 (5-7)  
Shooting By Period  
1st FG% 15-26 57.7%  
3PT% 6-11 54.5%  
FT% 3-5 60%  
2nd FG% 10-31 32.3%  
3PT% 2-13 15.4%  
FT% 5-6 83.3%  
GM FG% 25-57 43.9%  
3PT% 8-24 33.3%  
FT% 8-11 72.7%  
Dead Ball Rebounds: 2, 0  
Technical Fouls: NONE

NO. Name	Min	FG		3P		FT		Rebounds		Fouls		TP	AS	TO	ST	Blocks		+/-
		M/A	M/A	M/A	M/A	OR	DR	PF	FD	BS	BA							
0 Carey Booth	F	24:26	3-5	0-2	2-2	0	2	2	0	1	8	1	0	0	0	0	14	
13 Tae Davis	F	25:04	1-4	0-0	1-2	1	2	3	3	1	1	1	1	0	0	0	-6	
14 Kebba Njie	F	25:19	4-7	0-0	3-3	3	3	6	3									

# VIRGINIA TECH MEN'S BASKETBALL

## BOX SCORES

### GAME 25: NORTH CAROLINA



Official Basketball Box Score - Final  
**Virginia Tech at North Carolina**  
 02/19/24 Dean Smith Center, Chapel Hill  
 2023-24 Men's Basketball

Game Time: 2:00 PM  
 Game Duration: 2:52  
 Attendance: 21,750

Officials: Pat Driscoll, Raymie Snyons, Greg Evans

Virginia Tech - 81													Record: 14-11 (6-8)																	
NO.	Name	Min	FG	3P	FT	Rebounds	Fouls	TP	AS	TO	ST	Blocks	+	-	Shooting By Period															
			M-A	M-A	M-A	OR DR TOT	PF	FF				BS BA	+	-	1 <sup>st</sup>	2 <sup>nd</sup>	3 <sup>rd</sup>													
31	Robbie Beran	F	17:04	0-2	0-1	0-0	0	1	1	4	2	0	1	0	1	0	0	-10												
15	Lynn Kidd	C	15:21	5-7	0-0	1-1	1	1	2	4	2	11	0	0	0	0	0	2												
0	Hunter Cattoor	G	34:07	3-10	1-6	4-4	0	4	4	2	4	11	3	2	0	0	0	-6												
2	MJ Collins	G	39:01	7-15	2-6	2-2	0	3	3	2	1	18	3	1	1	0	1	-13												
3	Sean Pedulla	G	28:47	3-13	0-4	4-6	2	4	6	1	4	10	5	1	2	0	2	-5												
34	Myjiael Poteat	G	21:26	5-8	0-0	5-5	2	6	8	3	15	0	1	0	0	1	0	-8												
23	Tyler Nickel	G	27:40	5-8	4-6	0-0	0	1	1	1	0	14	1	1	1	3	0	-12												
13	Jaydon Young	G	11:21	0-2	0-2	1-1	2	1	2	1	2	0	0	0	0	0	0	-8												
5	Patrick Wessler	G	03:13	0-1	0-0	0-0	0	0	0	0	0	0	0	0	0	0	0	-11												
10	Brandon Rechsteiner	G	02:00	0-1	0-0	0-0	0	0	0	0	0	0	0	0	0	0	0	-6												
<b>Team</b>																														
<b>Totals</b>													28-67	7-26	18-20	8	23	31	19	18	81	13	6	5	3	5	-15			

North Carolina - 96													Record: 20-6 (12-3)																	
NO.	Name	Min	FG	3P	FT	Rebounds	Fouls	TP	AS	TO	ST	Blocks	+	-	Shooting By Period															
			M-A	M-A	M-A	OR DR TOT	PF	FF				BS BA	+	-	1 <sup>st</sup>	2 <sup>nd</sup>	3 <sup>rd</sup>													
5	Armando Bacot	F	30:24	11-16	0-0	3-3	4	8	12	3	4	25	1	1	1	1	0	13												
55	Harrison Ingram	F	36:07	4-11	0-4	4-5	5	12	17	1	3	12	2	1	0	0	1	14												
2	Elliot Cadeau	G	23:04	4-7	0-2	0-0	2	2	3	1	8	4	5	0	0	0	0	19												
3	Cormac Ryan	G	31:50	4-11	4-7	4-4	1	1	2	3	2	16	2	0	0	1	1	0												
4	RJ Davis	G	35:35	6-13	3-8	5-6	1	1	2	3	6	20	5	2	0	1	1	5												
7	Seth Trimble	G	21:16	1-2	0-0	2-2	0	1	1	2	1	4	4	0	0	0	1	12												
24	Jae'Lyn Withers	G	08:44	2-4	0-0	0-1	1	1	2	1	1	4	0	0	2	1	0	-1												
13	Jalen Washington	G	09:36	3-4	0-0	1-2	1	1	2	2	1	7	0	0	0	1	0	2												
8	Paxson Wojcik	G	03:24	0-0	0-0	0-0	0	0	0	0	0	0	0	0	0	0	0	-4												
<b>Team</b>																														
<b>Totals</b>													35-68	7-21	19-23	14	29	43	18	19	96	18	9	4	5	3	15			

VT		UNC		Points from Turnovers		VT		UNC		Period by Period Scoring		
Biggest lead		5 (1 <sup>st</sup> 18:25)		16 (2 <sup>nd</sup> 18:26)		20		13				
Best Scoring Run		6 (1 <sup>st</sup> 6:17)		11 (2 <sup>nd</sup> 18:26)		Paint		36		54		
Lead Changes		1		Second Chance		9		17		VT 39 42 81		
Times Tied		1		Fast Breaks		2		8		UNC 50 46 96		
Time with Lead		02:07		36:25		Bench		31		15		

### GAME 27: PITT



Official Basketball Box Score - Final  
**Virginia Tech at Pitt**  
 02/24/24 Petersen Events Center, Pittsburgh  
 2023-24 Men's Basketball

Game Time: 5:30 PM  
 Game Duration: 1:54  
 Attendance: 12,994

Officials: Bill Covington, Jr., Clarence Armstrong, Jerry Heaster

Virginia Tech - 64													Record: 15-12 (7-9)																	
NO.	Name	Min	FG	3P	FT	Rebounds	Fouls	TP	AS	TO	ST	Blocks	+	-	Shooting By Period															
			M-A	M-A	M-A	OR DR TOT	PF	FF				BS BA	+	-	1 <sup>st</sup>	2 <sup>nd</sup>	3 <sup>rd</sup>													
31	Robbie Beran	F	25:03	2-6	0-2	0-0	1	3	4	4	0	4	0	1	0	0	0	-14												
15	Lynn Kidd	C	15:35	4-8	0-0	0-0	0	2	2	1	1	8	0	0	0	0	2	-7												
0	Hunter Cattoor	G	25:22	2-6	1-4	2-2	0	1	1	5	7	1	1	0	0	0	0	-5												
2	MJ Collins	G	35:51	4-10	1-5	0-0	0	2	2	1	1	9	4	0	1	2	0	-11												
3	Sean Pedulla	G	33:53	7-14	1-4	11-13	0	8	8	3	11	26	7	1	1	0	2	-7												
34	Myjiael Poteat	G	23:52	5-8	0-0	0-2	3	4	7	3	3	10	0	4	0	0	0	-7												
23	Tyler Nickel	G	31:14	0-6	0-4	0-0	0	1	1	0	0	1	0	1	0	2	0	-12												
13	Jaydon Young	G	08:55	0-1	0-1	0-0	0	0	0	0	0	2	0	0	0	0	0	-12												
11	John Camden	G	00:15	0-0	0-0	0-0	0	0	0	0	0	0	0	0	0	0	0	-12												
<b>Team</b>																														
<b>Totals</b>													24-59	3-20	13-17	6	22	28	20	21	64	13	8	3	2	7	-15			

Pitt - 79													Record: 18-9 (9-7)																	
NO.	Name	Min	FG	3P	FT	Rebounds	Fouls	TP	AS	TO	ST	Blocks	+	-	Shooting By Period															
			M-A	M-A	M-A	OR DR TOT	PF	FF				BS BA	+	-	1 <sup>st</sup>	2 <sup>nd</sup>	3 <sup>rd</sup>													
2	Blake Hinson	F	40:00	6-15	3-8	7-10	0	3	3	3	6	22	2	2	0	0	1	15												
55	Zack Austin	F	29:59	4-8	1-2	0-2	4	10	14	0	2	9	0	1	1	5	0	0												
33	Federiko Federico	C	20:34	1-1	0-0	0-0	3	3	6	3	0	2	2	2	0	0	0	7												
7	Carlton Carrington	G	20:12	3-4	1-2	0-0	0	4	4	4	4	4	7	1	2	0	0	0												
15	Jaland Lowe	G	36:45	6-13	1-3	5-6	0	4	4	4	6	18	6	2	2	1	1	15												
5	Ishmael Leggett	G	32:10	6-12	1-3	0-0	2	4	6	3	4	13	2	1	1	0	0	11												
25	Guillermo Diaz Graham	G	19:26	3-4	2-3	0-0	0	3	3	4	2	8	0	0	0	1	0	8												
24	William Jeffress	G	00:54	0-0	0-0	0-0	0	0	0	0	0	0	0	0	0	0	0	-1												
<b>Team</b>																														
<b>Totals</b>													29-57	9-21	12-18	9	33	42	21	20	79	13	10	4	7	2	15			

VT		Pitt		Points from Turnovers		VT		Pitt		Period by Period Scoring		
Biggest lead		2 (1 <sup>st</sup> 10:36)		20 (2 <sup>nd</sup> 3:30)		11		10				
Best Scoring Run		8 (1 <sup>st</sup> 13:33)		18 (2 <sup>nd</sup> 11:51)		Paint		32		32		
Lead Changes		10		Second Chance		6		4		VT 36 28 64		
Times Tied		6		Fast Breaks		11		6		Pitt 36 43 79		
Time with Lead		02:10		33:20		Bench		10		21		

### GAME 26: VIRGINIA



Official Basketball Box Score - Final  
**Virginia at Virginia Tech**  
 02/19/24 Cassell Coliseum, Blacksburg, Va.  
 2023-24 Men's Basketball

Game Time: 7:01 PM  
 Game Duration: 1:51  
 Attendance: 8,925

Officials: Roger Ayers, Lee Cassell, Doug Shaws

Virginia - 41													Record: 20-7 (11-5)																	
NO.	Name	Min	FG	3P	FT	Rebounds	Fouls	TP	AS	TO	ST	Blocks	+	-	Shooting By Period															
			M-A	M-A	M-A	OR DR TOT	PF	FF				BS BA	+	-	1 <sup>st</sup>	2 <sup>nd</sup>	3 <sup>rd</sup>													
22	Jordan Minor	F	13:47	1-4	0-0	3-5	1	0	1	2	3	5	0	1	0	0	2	-8												
2	Reece Beekman	G	30:15	3-10	1-3	0-0	0	3	3	2	1	7	2	3	0	0	1	-30												
4	Andrew Rohde	G	15:56	0-2	0-2	0-0	0	1	1	1	0	0	1	2	0	0	0	-18												
11	Isaac McKeenly	G	29:08	4-8	1-4	2-2	0	2	2	2	1	11	1	0	0	0	0	-25												
13	Ryan Dunn	G	21:54	1-2	0-0	0-0	1	4	5	3	0	2	0	1	0	1	0	-18												
9	Patrick Buchanan	G	17:19	0-5	0-0	0-0	0	1	4	5	3	0	0	0	0	2	0	-19												
1	Dante Harris	G	24:04	3-8	0-2	0-0	0	3	3	0	1	6	2	1	2	0	0	-16												
10	Taine Murray	G	13:05	1-3	0-0	0-0	0	1	0	0	0	2	0	0	0	0	0	-19												
34	Jacob Groves	G	17:14	1-1	0-0	0-0	1	3	4	1	0	2	0	1	1	0	0	-16												
35	Leon Bond III	G	09:46	1-4	0-0	0-0	1	2	2	0	0	2	0	1	0	0	0	-7												
12	Elijah Gertrude	G	07:32	2-5	0-1	0-0	0	0	0	0	0	4	1	0	1	0	1	-4												
<b>Team</b>																														
<b>Totals</b>													17-52	2-12	5-7	7	21	28	16	6	41	7	12	4	3	5	-34			

Virginia Tech - 75													Record: 15-11 (7-9)		
NO.	Name	Min	FG	3P											

# VIRGINIA TECH MEN'S BASKETBALL

## BOX SCORES

### GAME 29: WAKE FOREST



Official Basketball Box Score - Final  
**Wake Forest at Virginia Tech**  
03/05/24 Cassell Coliseum, Blacksburg, Va.  
2023-24 Men's Basketball

Game Time: 5:36 PM  
Game Duration: 1:48  
Attendance: 8,925

Officials: Bert Smith, Tony Chiazza, Jemel Spearman

Wake Forest - 76

Record: 18-11 (8-10)

NO.	Name	Min	FG		3P		FT		Rebounds		Fouls		TP	AS	TO	ST	Blocks		+/-				
			M-A	M-A	M-A	M-A	OR	DR	TOT	PF	FD	BS					BA						
11	Andrew Carr	F 28:44	2-7	1-3	2-2	0	3	3	4	3	7	1	3	0	2	0	2	0	-2				
4	Elton Reid	C 37:28	6-9	1-1	0-0	2	7	9	1	1	13	2	2	2	2	0	2	0	-13				
0	Kevin Miller	G 35:03	8-15	2-5	3-4	0	5	5	2	3	21	6	2	1	0	1	0	-5					
2	Cameron Hildreth	G 31:18	4-7	2-5	2-3	0	3	3	1	5	12	4	2	0	0	0	0	-6					
23	Hunter Sallis	G 29:58	5-12	1-4	0-0	2	3	5	3	1	11	2	1	2	0	0	0	-19					
20	Parker Friedrichsen	28:18	4-8	4-7	0-0	1	0	1	1	0	12	1	0	1	0	0	0	-7					
33	Matthew Marsh	02:32	0-0	0-0	0-0	0	0	0	1	0	0	0	1	0	0	0	0	2					
1	Marqus Marion	08:39	0-0	0-0	0-2	0	1	1	1	1	0	0	0	0	0	0	0	-5					
Team									2	0	2			0									
<b>Totals</b>									29-58	11-25	7-11	7	22	29	14	14	76	16	11	6	4	1	-11

Technical Fouls: Reid 2<sup>nd</sup> 8:21

Shooting By Period		
1 <sup>st</sup> FG%	16-28	57.1%
3PT%	9-14	64.3%
FT%	5-7	71.4%
2 <sup>nd</sup> FG%	13-30	43.3%
3PT%	2-11	18.2%
FT%	2-4	50%
GM FG%	29-58	50.0%
3PT%	11-25	44.0%
FT%	7-11	63.6%

Dead Ball Rebounds: 2, 0

Virginia Tech - 87

Record: 16-13 (8-10)

NO.	Name	Min	FG		3P		FT		Rebounds		Fouls		TP	AS	TO	ST	Blocks		+/-				
			M-A	M-A	M-A	M-A	OR	DR	TOT	PF	FD	BS					BA						
31	Robbie Beran	F 38:04	3-4	0-1	2-2	1	4	5	3	2	8	1	3	0	0	0	0	0	5				
15	Lynn Kidd	C 25:57	9-11	0-0	3-4	1	8	9	3	4	21	3	1	0	1	0	0	17					
0	Hunter Cattoor	G 37:28	9-15	5-10	3-4	0	3	3	0	1	26	2	0	1	0	0	0	13					
2	MJ Collins	G 33:44	5-7	1-1	0-1	0	1	1	2	2	11	5	2	1	0	0	0	8					
3	Sean Pedulla	G 35:29	6-12	3-5	0-0	2	2	4	2	15	6	1	3	0	2	13							
34	Mylyjael Poteat	14:03	2-4	0-0	2-3	0	0	0	3	2	6	1	2	0	0	2	-6						
23	Tyler Nickel	15:15	0-4	0-4	0-0	1	3	4	1	0	0	2	1	1	0	0	5						
Team									0	1	1			0									
<b>Totals</b>									34-57	9-21	10-14	5	22	27	14	13	87	20	10	6	1	4	11

Technical Fouls: NONE

Shooting By Period		
1 <sup>st</sup> FG%	15-27	55.6%
3PT%	4-10	40.0%
FT%	3-5	60%
2 <sup>nd</sup> FG%	19-30	63.3%
3PT%	5-11	45.5%
FT%	7-9	77.8%
GM FG%	34-57	59.6%
3PT%	9-21	42.9%
FT%	10-14	71.4%

Dead Ball Rebounds: 0, 2

Wake		Hokies		Points from		Turnovers		Period by Period Scoring				
Biggest lead	15 (1 <sup>st</sup> 6:22)	16 (2 <sup>nd</sup> 4:30)	13	16	1st	2nd	TOT	Wake	46	30	76	
Best Scoring Run	8 (1 <sup>st</sup> 15:45)	8 (1 <sup>st</sup> 1:52)	Paint	34	42	Second Chance	5	7	Fast Breaks	2	4	
Lead Changes	7	Second Chance	5	7	Fast Breaks	2	4	Times Tied	1	Bench	12	6
Times Tied	1	Fast Breaks	2	4	Times with Lead	23:50	15:18	Hokies	37	50	87	
Time with Lead	23:50	15:18	Bench	12	6							

Game Notes: 3:21 (2nd) Class A Technical - Wake Forest #4

### GAME 31: NOTRE DAME

### GAME 30: LOUISVILLE



Official Basketball Box Score - Final  
**Virginia Tech at Louisville**  
03/05/24 KF Center, Louisville  
2023-24 Men's Basketball

Game Time: 7:01 PM  
Game Duration: 1:52  
Attendance: 10,544

Officials: Lee Cassel, Tony Henderson, Jeb Hartness

Virginia Tech - 80

Record: 17-13 (9-10)

NO.	Name	Min	FG		3P		FT		Rebounds		Fouls		TP	AS	TO	ST	Blocks		+/-			
			M-A	M-A	M-A	M-A	OR	DR	TOT	PF	FD	BS					BA					
31	Robbie Beran	F 31:26	4-8	4-7	0-2	2	4	6	3	2	12	3	1	1	1	0	0	22				
15	Lynn Kidd	C 18:23	4-7	0-0	3-6	2	7	9	3	4	11	0	1	1	0	0	9					
0	Hunter Cattoor	G 32:08	2-5	1-3	2-2	0	3	3	0	2	7	0	1	2	0	0	21					
2	MJ Collins	G 38:12	5-11	3-6	0-0	1	4	5	1	0	13	4	1	2	0	0	18					
3	Sean Pedulla	G 34:06	4-6	1-3	6-7	0	5	5	0	6	15	7	2	2	0	0	20					
34	Mylyjael Poteat	09:48	2-3	0-0	2-2	1	0	1	2	1	6	0	2	1	0	0	0					
23	Tyler Nickel	18:43	5-11	3-8	0-0	0	2	2	3	0	13	0	0	0	0	0	1					
13	Jaydon Young	07:52	1-3	1-2	0-0	0	0	0	0	0	3	1	0	1	0	0	-5					
10	Brandon Rechsteiner	05:54	0-0	0-0	0-0	0	0	0	0	0	0	0	0	0	0	0	-4					
5	Patrick Wessler	02:53	0-2	0-0	0-0	1	1	2	1	0	0	0	0	0	0	0	-3					
11	John Camden	00:35	0-0	0-0	0-0	0	0	0	0	0	0	0	0	0	0	0	1					
Team									0	1	1			0								
<b>Totals</b>									27-56	13-29	13-19	7	27	34	13	15	80	15	8	10	1	16

Technical Fouls: NONE

Shooting By Period		
1 <sup>st</sup> FG%	17-32	53.1%
3PT%	8-16	50.0%
FT%	7-9	77.8%
2 <sup>nd</sup> FG%	10-24	41.7%
3PT%	5-13	38.5%
FT%	6-10	60%
GM FG%	27-56	48.2%
3PT%	13-29	44.8%
FT%	13-19	68.4%

Dead Ball Rebounds: 4, 0

Louisville - 64

Record: 8-22 (3-16)

NO.	Name	Min	FG		3P		FT		Rebounds		Fouls		TP	AS	TO	ST	Blocks		+/-				
			M-A	M-A	M-A	M-A	OR	DR	TOT	PF	FD	BS					BA						
0	Mike James	F 34:09	6-13	3-7	1-1	1	3	4	3	1	16	1	1	1	1	0	0	-18					
5	Brandon Huntley-Hatfield	F 30:08	8-13	1-1	2-5	3	2	5	1	5	19	1	3	0	0	0	-5						
10	Kaleb Glenn	F 26:24	2-4	0-1	1-2	0	8	8	3	3	5	0	2	1	0	0	-22						
22	Tre White	G 28:19	1-6	0-2	0-0	1	4	5	3	1	2	1	2	0	0	0	-13						
55	Sky Clark	G 12:24	0-2	0-1	0-0	0	0	0	3	0	0	2	2	1	0	1	-5						
4	Ty-Laur Johnson	27:01	4-7	2-4	0-1	0	1	1	2	1	10	4	3	1	0	0	-11						
1	Curtis Williams	07:48	1-6	1-4	0-0	0	0	0	0	3	0	0	0	0	0	0	-5						
23	Alexander Payne	18:47	2-3	2-3	0-0	2	4	6	0	1	6	0	1	0	0	0	1						
34	Emmanuel Okorofor	04:41	0-0	0-0	1-2	0	0	0	1	1	0	0	0	0	0	0	-6						
13	Danilo Jovanovich	09:44	1-1	0-0	0-0	2	2	2	0	0	2	2	0	0	0	0	4						
33	Aidan McCool	00:35	0-0	0-0	0-0	0	0	0	0	0	0	0	0	0	0	0	0						
Team									0	0	0			0									
<b>Totals</b>									25-55	9-23	5-11	7	24	31	15	13	64	11	14	4	0	1	-18

Technical Fouls: NONE

Shooting By Period		
1 <sup>st</sup> FG%	12-26	46.2%
3PT%	4-12	33.3%
FT%	3-5	60%
2 <sup>nd</sup> FG%	13-29	44.8%
3PT%	5-11	45.5%
FT%	2-6	33.3%
GM FG%	25-55	45.5%
3PT%	9-23	39.1%
FT%	5-11	45.5%

Dead Ball Rebounds: 2, 0

VT		LOU		Points from		Turnovers		Period by Period Scoring				
Biggest lead	23 (1 <sup>st</sup> 1:50)	0 (1 <sup>st</sup> 20:00)	15	14	1st	2nd	TOT	VT	49	31	80	
Best Scoring Run	8 (1 <sup>st</sup> 4:05)	7 (1 <sup>st</sup> 12:51)	Paint	18	28	Second Chance	5	6	Fast Breaks	4	0	
Lead Changes	0	Second Chance	5	6	Fast Breaks	4	0	Times Tied	0	Bench	22	22
Times Tied	0	Fast Breaks	4	0	Times with Lead	39:09	00:00	Hokies	31	33	64	
Time with Lead	39:09	00:00	Bench	22	22							

### GAME 32: ACC TOURNAMENT



**0**  
**HUNTER CATTOOR**  
 GR. • G • 6-3 • 200  
 ORLANDO, FLA.  
 BISHOP MOORE



**2**  
**MJ COLLINS**  
 SO. • G • 6-4 • 195  
 CLOVER, S.C.  
 COMBINE ACADEMY



**3**  
**SEAN PEDULLA**  
 JR. • G • 6-1 • 195  
 EDMOND, OKLA.  
 EDMOND MEMORIAL



**4**  
**MEKHI LONG**  
 GR. • F • 6-7 • 200  
 BRYANS ROAD, MD.  
 OLD DOMINION



**5**  
**PATRICK WESSLER**  
 R-FR. • C • 7-0 • 255  
 MATTHEWS, N.C.  
 COMBINE ACADEMY



**10**  
**BRANDON RECHSTEINER**  
 FR. • G • 6-1 • 185  
 ACWORTH, GA.  
 ETOWAH



**11**  
**JOHN CAMDEN**  
 R-SO. • F • 6-8 • 220  
 DOWNINGTOWN, PA.  
 BREWSTER ACADEMY



**13**  
**JAYDON YOUNG**  
 FR. • G • 6-4 • 205  
 GOLDSBORO, N.C.  
 GREENSBORO DAY SCHOOL



**15**  
**LYNN KIDD**  
 SR. • C • 6-10 • 235  
 GAINESVILLE, FLA.  
 CLEMSON



**23**  
**TYLER NICKEL**  
 SO. • G/F • 6-7 • 220  
 HARRISONBURG, VA.  
 NORTH CAROLINA



**31**  
**ROBBIE BERAN**  
 GR. • F • 6-9 • 215  
 RICHMOND, VA.  
 NORTHWESTERN



**33**  
**MICHAEL WARD**  
 SO. • G • 6-2 • 175  
 BETHESDA, MD.  
 WALT WHITMAN



**34**  
**MYLYJAEEL POTEAT**  
 SR. • F • 6-9 • 265  
 REIDSVILLE, N.C.  
 RICE



**55**  
**CONNER VENABLE**  
 FR. • G • 6-3 • 190  
 WASHINGTON, D.C.  
 THE HEIGHTS SCHOOL



**MIKE YOUNG**  
 HEAD COACH  
 5TH SEASON



**J.D. BYERS**  
 ASSISTANT COACH  
 1ST SEASON



**KEVIN GILTNER**  
 ASSISTANT COACH  
 5TH SEASON



**CHRISTIAN WEBSTER**  
 ASSISTANT COACH  
 8TH SEASON