



# MEN'S BASKETBALL

2023-24 Season | ACC Tournament

**FIGHTING IRISH MEDIA**  
PRIMARY MEN'S BASKETBALL CONTACT

**Josh Bates**  
jbates2@nd.edu  
574-310-9954

SECONDARY CONTACT

**Aly Prigge**  
aprigge@nd.edu  
419-591-9329



**#12 NOTRE DAME 13-19 (7-13 ACC)**

vs.

**#5 WAKE FOREST 19-12 (11-9 ACC)**

**WEDNESDAY, MARCH 13**

Washington D.C. | 2:30 pm ET

Capital One Arena (20,356)

**TV Broadcast** ESPN

**TV Crew** Dan Shulman  
Jay Bilas  
Jess Sims

**Radio** 960 WSBT-AM

**Radio Crew** Tony Simeone

**Live Stats** StatBroadcast

**Social** @ndmbb

## Head Coaches

**NOTRE DAME**  
**MICAH SHREWSBERRY**

Record at School:  
13-19 (1st Year)

Overall Record:  
50-50 (3rd Year)

**WAKE FOREST**  
**STEVE FORBES**

Record at School:  
69-52 (4th year)

Overall Record:  
199-95 (9th year)

## The Series

### OVERALL

Record: ND leads, 9-7

Streak: W1

Last Meeting: W, 70-65, on  
2/27/24 in South Bend

### ACC TOURNAMENT

Record: Tied, 1-1

Streak: W1

Last: W, 80-77 on 3/9/21 in  
Greensboro

## 2023-24 Schedule

**Overall: 13-19 (7-13 ACC)**

Home: 9-8; Away 2-10; Neutral 2-1

Date	Opponent	TV	Time/Result
11/6	Niagara	ACCNX	W, 70-63
11/11	Western Carolina	ACCNX	L, 71-61
11/16	vs. Auburn#	ESPN2	L, 83-59
11/17	vs. Oklahoma St#	ESPNU	W, 66-64 (OT)
11/22	Maryland Eastern Shore	ACCNX	W, 75-55
11/28	at South Carolina%	SECN	L, 65-53
12/2	at #8/8 Miami*	The CW	L, 62-49
12/5	Western Michigan	ACCNX	W, 86-65
12/9	at #8/7 Marquette	FOX	L, 78-59
12/16	Georgetown	The CW	L, 72-68 (OT)
12/19	Citadel	ACCN	L, 65-45
12/22	Marist	ACCN	W, 60-56
12/30	(RV/RV) Virginia*	ACCN	W, 76-54
1/3	NC State*	ACCN	L, 54-52
1/6	#14/13 Duke*	ACCN	L, 67-59
1/9	at Georgia Tech*	ACCN	W, 75-68 (OT)
1/13	Florida State*	The CW	L, 67-58
1/15	at Boston College*	ESPNU	L, 63-59
1/24	Miami*	ESPN2	L, 73-61
1/27	Boston College*	ESPNU	L, 61-58
1/31	at Virginia*	ESPN2	L, 65-53
2/3	at Pitt*	ACCN	L, 70-60
2/7	at #9/10 Duke*	ACCN	L, 71-53
2/10	Virginia Tech*	The CW	W, 74-66
2/14	Georgia Tech*	ACCN	W, 58-55
2/21	at Louisville*	ESPNU	W, 72-50
2/24	at Syracuse*	ESPN	L, 88-85
2/27	Wake Forest	ACCN	W, 70-65
3/2	Clemson*	The CW	W, 69-62
3/5	at #7/7 UNC*	ACCN	L, 84-51
3/9	at Virginia Tech*	ESPNU	L, 82-76
3/12	vs. Georgia Tech^	ACCN	W, 84-80
3/13	vs. Wake Forest^	ESPN	2:30 pm

\* - Atlantic Coast Conference game

# - Legend's Classic (Barclays Center in Brooklyn)

% - ACC/SEC Challenge

^ - ACC Tournament

## TEAMS BY THE NUMBERS (2023-24)

NOTRE DAME		WAKE FOREST
64.2	Scoring Offense	78.7
67.0	Scoring Defense	70.5
-2.8	Scoring Margin	+8.2
.410	FG%	.478
.421	FG% Defense	.434
.319	3FG%	.376
.325	3FG% Defense	.326
7.7	3FG Made/Game	8.3
.735	FT%	.802
35.9	Rebounds	34.1
+1.8	Rebound Margin	+1.7
10.3	Assists	12.6
12.6	Turnovers	10.8
-2.6	Turnover Margin	+0.5
5.7	Steals	5.8
2.4	Blocks	4.0



# 2024 ACC MEN'S BASKETBALL TOURNAMENT

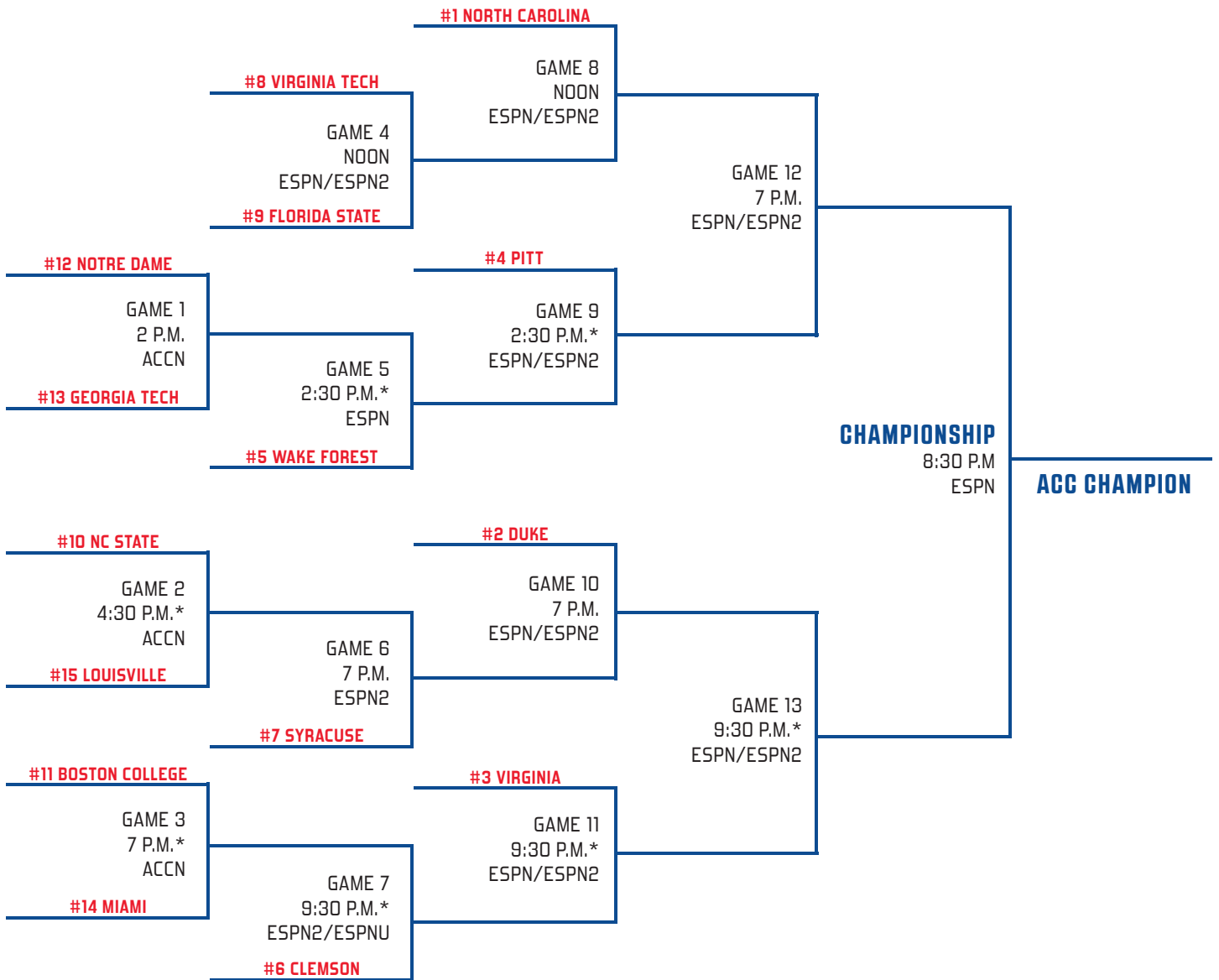
**FIRST ROUND**  
TUESDAY, MARCH 12

**SECOND ROUND**  
WEDNESDAY, MARCH 13

**QUARTERFINALS**  
THURSDAY, MARCH 14

**SEMIFINALS**  
FRIDAY, MARCH 15

**CHAMPIONSHIP**  
SATURDAY, MARCH 16



All ACC Tournament games also will be available via the ESPN app.

\*Denotes approximate time



2023-24 Notre Dame Men's Basketball  
**TEAM INFORMATION**

**NOTRE DAME ROSTER**

No.	Name	Pos.	Height	Year	Eligibility	Hometown	Previous School
0	Carey Booth	F	6-10	Fr.	Fr.	Englewood, CO	Brewster Academy
1	Julian Roper II	G	6-4	Jr.	Jr.	Detroit, MI	St. Mary's / Northwestern
2	Logan Imes	G	6-4	Fr.	Fr.	Zionsville, IN	Zionsville
3	Markus Burton	G	5-11	Fr.	Fr.	Mishawaka, IN	Penn
4	Alex Wade	G	6-0	Jr.	So.	San Diego, CA	Cathedral Catholic
5	Raheem Braiton	G	6-0	Sr.	Sr.	South Bend, IN	Mishawaka
10	JT Kelly	G	6-2	So.	So.	Ponte Vedra Beach, FL	Ponte Vedra
11	Braeden Shrewsberry	G	6-3	Fr.	Fr.	State College, PA	State College Area
12	Tony Sanders Jr.	G	6-7	Sr.	Sr.	Miami, FL	Gulliver Prep
13	Tae Davis	F	6-9	So.	So.	Indianapolis, IN	Warren Central / Seton Hall
14	Kebba Njie	F	6-10	So.	So.	Centerville, OH	La Lumiere / Penn State
15	Thomas Hattan	G	6-2	So.	So.	San Clemente, CA	San Juan Hills
20	J.R. Konieczny	G	6-7	Jr.	So.	South Bend, IN	St. Joseph
22	Thomas Crowe	F	6-7	Jr.	Jr.	Macedonia, OH	Archbishop Hoban
23	Zane Harbaugh	F	6-5	So.	So.	Owasso, OK	Owasso
25	Matt Zona	F	6-9	Sr.	Sr.	Blauvelt, NY	Bergen Catholic (NJ)

**COACHING STAFF**

Glenn & Stacey Murphy Men's Basketball Head Coach	Micah Shrewsberry	Hanover '99	1st Season
Associate Head Coach	Kyle Getter	Hanover '01	1st Season
Assistant Coach	Mike Farrelly	St. Joseph's '03	1st Season
Assistant Coach	Ryan Owens	Southern Indiana '00	1st Season
Director of Operations	Pat Rogers	Notre Dame '10	6th Season
Tre Whitted	Assistant to the Head Coach	Marshall '07	1st Season
Grady Eifert	Development & Recruiting Coord.	Purdue '19	1st Season
Brian Snow	Director of Recruiting	Ohio State '07	1st Season

**PRONUNCIATION**

Kebba Njie	Jai (think hi but with a J)
J.R. Konieczny	Ko-nezz-knee
Logan Imes	Think Dimes without D
Mike Farrelly	Fair-uh-lee

**CURRENT TEAM**

Conference	Atlantic Coast
Home Arena (Capacity)	Purcell Pavilion (9,149)
Starters Returning/Lost	0/5
Total Returning/Lost	4/9
Newcomers	7

**ND MEN'S BASKETBALL**

First Season	1897
Full Seasons	120
All-Time Record	1962-1108-2 (.635)
NCAA Appearances/Record	37 / 41-42
First/Last NCAA Appearance	1953 / 2022
ACC Member	2013-14 - present
ACC Regular Season	95-110 (.458)
ACC Tournament	12-8 (.600)
ACC Tournament Championships	1 (2015)



# 2023-24 Notre Dame Men's Basketball TEAM RANKINGS & NUMBERS

AP Top 25 Week 18		USA Today Coaches Week 18	
#	Team	#	Team
1.	Houston	1.	Houston
2.	UConn	2.	UConn
3.	Purdue	3.	Purdue
4.	Tennessee	4.	Tennessee
5.	Arizona	5.	Arizona
6.	Iowa St	6.	Iowa St
7.	UNC	7.	UNC
8.	Marquette	8.	Duke
9.	Duke	9.	Marquette
10.	Creighton	10.	Creighton
11.	Baylor	11.	Baylor
12.	Illinois	12.	Illinois
13.	Auburn	13.	Kentucky
14.	Kansas	14.	Auburn
15.	Kentucky	15.	Kansas
16.	Alabama	16.	South Carolina
17.	South Carolina	17.	Alabama
18.	Wash St	18.	Gonzaga
19.	Gonzaga	19.	San Diego St
20.	BYU	20.	Wash St
21.	San Diego St	21.	Saint Mary's
22.	Utah St	22.	Utah St
23.	Saint Mary's	23.	BYU
24.	USF	24.	USF
25.	Dayton	25.	Florida

**Others receiving votes:**  
Nevada 42, Florida 39, Boise State 26, Texas Tech 10, Texas 10, Indiana State 9, Appalachian State 6, New Mexico 5, Florida Atlantic 4, James Madison 4, Princeton 3, McNeese 2, Villanova 2, Michigan State 2, Colorado State 2, Richmond 1

**Others receiving votes:**  
Dayton 31, Texas Tech 24, Nevada 24, Boise State 16, Appalachian State 13, James Madison 10, Oklahoma 8, Northwestern 7, Indiana State 5, Clemson 5, TCU 4, Wake Forest 3, Nebraska 1

## By the Numbers

**37**

NCAA  
Tournament bids

**1,961**

Total Program Wins

**3rd**

most 1,000-point  
scorers amongst  
all Division I  
programs

**63**

Irish have gone on to play  
in the NBA

<b>556</b>	points. Burton set a new ND freshman scoring record
<b>112</b>	spots the Irish have climbed in the NET this season (238 down to 126)
<b>77</b>	threes on the year for Shrewsberry -3rd most by a freshman this season
<b>67.0</b>	Scoring defense ranks 43rd in the country and 2nd in the ACC. KenPom defensive efficiency ranking of 27th
<b>55</b>	made threes in ACC play for Shrewsberry - set a new program ACC play record
<b>22.3</b>	ppg for Burton since Feb. 24 - 2nd highest in ACC in that span
<b>Top-20</b>	Shrewsberry signed a top-20 nationally ranked recruiting class on Nov. 6 adding Cole Certa, Sir Mohammed and Garrett Sundra
<b>17 for 20</b>	in holding ACC opponents to below their season average
<b>17+4+2</b>	Burton could become the first player in program history to finish a season averaging at least 17.0 points, 4.0 assists and 2.0 steals. He's the only rookie on the country doing so
<b>17.3</b>	ppg for Burton - leads all ACC rookies and ranks 3rd nationally
<b>12-8</b>	all-time in the ACC Tournament. ND's .600 winning percentage ranks as the 3rd highest
<b>7</b>	made three-pointers for Shrewsberry in win at Louisville - tied the ND freshman single-game record
<b>6-0</b>	when limiting their turnover total to single digits
<b>6-2</b>	Coach Shrewsberry is 6-2 in league tournament action as a head coach
<b>6</b>	straight games in double figures for Tae Davis - career best
<b>1.9</b>	steals per game for Burton - would be just the 4th Irish player to finish a season averaging at least 2.0 spg.
<b>1st</b>	Markus Burton going for the program's first ACC Rookie of the Year Award. He would be the program's 3rd ever Rookie of the Year award winner of any conference.

## National Rankings

2023-24 Notre Dame Team Rankings					
Statistic	Nat'l Rank	Conf Rank	Value	Nat'l Leader	Value
FG% Defense	71	4	.419	McNeese	.382
Fouls/Game	36	3	15.0	Creighton	11.3
Scoring Defense	43	2	66.6	Houston	56.9

2023-24 Notre Dame Player Rankings					
Statistic	Player	Nat'l Rank	Conf Rank	Value	
FG Made	Markus Burton	55	4	198	
FG Attempts	Markus Burton	23	2	468	
Steals	Markus Burton	44	4	61	
Steals/Game	Markus Burton	48	4	2.0	



2023-24 Notre Dame Men's Basketball  
**NOTRE DAME IN THE ACC**

**ACC Standings**

Predicted Order	Final Standings
1. Duke	1. UNC, 17-3
2. Miami	2. Duke, 15-5
3. North Carolina	3. Virginia, 13-7
4. Virginia	4. Pitt, 12-8
5. Clemson	5. Wake Forest, 11-9
6. Wake Forest	Clemson, 11-9
7. NC State	Syracuse, 11-9
8. Virginia Tech	8. Virginia Tech, 10-10
9. Pitt	Florida St, 10-10
10. Syracuse	10. NC State, 9-11
11. Florida St	11. Boston College, 8-12
12. Boston College	12. Notre Dame, 7-13
13. Georgia Tech	Georgia Tech, 7-13
14. Louisville	14. Miami, 6-14
15. Notre Dame	15. Louisville, 3-17

**Preseason All-ACC**

First Team	Second Team
Kyle Filipowski, DU	Judah Mintz, SU
Armando Bacot, UNC	Nijel Pack, MIA
PJ Hall, CU	Blake Hinson, PITT
Reece Beekman, UVA	Tyrese Proctor, DU
Norchad Omier, MIA	Quinten Post, BC

Player of the Year	Rookie of the Year
Kyle Filipowski, DU	Elliot Cadeau, UNC
Armando Bacot, UNC	Jared McCain, DU
PJ Hall, CU	Caleb Foster, DU
Tyrese Proctor, DU	Donald Hand Jr., BC
	Carlton Carrington, PITT

**ACC Stat Rankings**

2023-24 Team ACC Rankings		
Team Stats	ACC Games	All Games
Scoring Offense	63.4 (14)	63.6 (14)
Scoring Defense	66.4 (2)	66.6 (2)
Scoring Margin	-3.0 (11)	-3.0 (13)
FT Percentage	.733 (8)	.731 (8)
FG Percentage	.407 (15)	.406 (15)
FG Pct. Defense	.417 (2)	.419 (4)
3-FG Percentage	.334 (12)	.313 (14)
3-FG Pct. Defense	.323 (4)	.326 (6)
Rebounding Offense	36.4 (3)	36.1 (7)
Rebounding Defense	34.7 (10)	34.5 (9)
Rebounding Margin	+1.7 (5)	+1.6 (7)
Blocked Shots	2.4 (14)	2.5 (15)
Assists	10.1 (15)	10.1 (15)
Steals	5.8 (8)	5.8 (10)
Turnover Margin	-2.6 (14)	-2.4 (14)
Assist/TO Ratio	0.83 (15)	0.80 (15)
Offensive Rebounds	9.7 (7)	9.8 (9)
Defensive Rebounds	26.7 (2)	26.3 (5)
3-FG Made	7.9 (9)	7.5 (10)

2023-24 Individual ACC Rankings			
Indiv. Leaders	Stat	ACC	All
<b>Burton</b>	Scoring	17.5 (6)	17.3 (6)
	Assists	4.8 (3)	4.3 (6)
	<b>Steals</b>	<b>2.2 (1)</b>	2.0 (4)
	FT%		.802 (13)
<b>Shrewsberry</b>	3PT	2.8 (4)	2.3 (9)
	3PT FG%	.414 (6)	

**23-24 ACC Player of the Week**

Nov. 13	Armando Bacot, UNC
Nov. 20	Quinten Post, BC
Nov. 27	Jamir Watkins, FSU // RJ Davis, UNC
Dec. 4	PJ Hall, Clemson
Dec. 11	Blake Hinson, Pitt
Dec. 18	Kyle Filipowski, Duke
Dec. 26	RJ Davis, UNC // Lynn Kidd, VT
Jan. 2	Quadir Copeland, Syracuse
Jan. 8	Armando Bacot, UNC // Kevin Miller, WF
Jan. 15	Sean Pedulla, VT
Jan. 22	Reece Beekman, UVA
Jan. 29	RJ Davis, UNC
Feb. 5	Harrison Ingram, UNC // DJ Horne, NCST
Feb. 12	Joseph Girard III, Clemson
Feb. 19	Blake Hinson, Pitt
Feb. 26	Hunter Sallis, Wake
March 4	RJ Davis, UNC

**23-24 ACC Rookie of the Week**

Nov. 13	Carlton Carrington, Pitt
Nov. 20	Carlton Carrington, Pitt
Nov. 27	Dennis Parker Jr., NC State
Dec. 4	Baye Ndongo, GT
Dec. 11	Carlton Carrington, Pitt
Dec. 18	Baye Ndongo, GT
Dec. 26	Baye Ndongo, GT
<b>Jan. 2</b>	<b>Markus Burton, ND</b>
Jan. 8	Carlton Carrington, Pitt
<b>Jan. 15</b>	<b>Braeden Shrewsberry, ND</b>
Jan. 22	Jaland Lowe, Pitt
Jan. 29	Jared McCain, Duke
Feb. 5	Ty-Laur Johnson, UL
<b>Feb. 12</b>	<b>Markus Burton, ND</b>
Feb. 19	Jared McCain, Duke
<b>Feb. 26</b>	<b>Markus Burton, ND</b>
<b>March 4</b>	<b>Markus Burton, ND</b>



# LINEUPS AND STATISTICAL RANKINGS

## Starting Lineups By Game

### 11.6 NIAGARA

Burton  
Shrewsberry  
Roper II  
Davis  
Zona

### 12.19 CITADEL

Burton  
Konieczny  
Shrewsberry  
Davis  
Njie

### 1.31 VIRGINIA

Imes  
Burton  
Konieczny  
Davis  
Njie

### 3.9 VIRGINIA TECH

Burton  
Shrewsberry  
Davis  
Booth  
Njie

### 11.11 W. CAROLINA

Burton  
Shrewsberry  
Roper II  
Davis  
Zona

### 12.22 MARIST

Burton  
Konieczny  
Booth  
Davis  
Njie

### 2.3 PITT

Imes  
Burton  
Konieczny  
Davis  
Njie

### 3.12 ACC TOURNAMENT - GEORGIA TECH

Burton  
Shrewsberry  
Davis  
Booth  
Njie

### 11.16 AUBURN

Burton  
Shrewsberry  
Roper II  
Davis  
Zona

### 12.30 VIRGINIA

Burton  
Konieczny  
Booth  
Davis  
Njie

### 2.7 DUKE

Imes  
Burton  
Shrewsberry  
Davis  
Njie

### 3.13 ACC TOURNAMENT - WAKE FOREST

-  
-  
-  
-

### 11.17 OKLAHOMA ST

Burton  
Konieczny  
Roper II  
Davis  
Zona

### 1.3 NC STATE

Burton  
Konieczny  
Booth  
Davis  
Njie

### 2.10 VIRGINIA TECH

Burton  
Shrewsberry  
Davis  
Booth  
Njie

### 11.22 UMES

Burton  
Konieczny  
Roper II  
Davis  
Zona

### 1.6 DUKE

Burton  
Konieczny  
Booth  
Davis  
Njie

### 2.14 GEORGIA TECH

Burton  
Shrewsberry  
Davis  
Booth  
Njie

## Starting Lineup by Player

Player	Games Started	
	This Season	Career
Markus Burton	32	32
Tae Davis	30	32
Kebba Njie	26	52
J.R. Konieczny	19	19
Carey Booth	18	18
Braeden Shrewsberry	14	14
Julian Roper II	12	27
Matt Zona	6	7
Logan Imes	3	3

### 11.28 SOUTH CAROLINA

Burton  
Konieczny  
Roper II  
Davis  
Njie

### 1.9 GEORGIA TECH

Burton  
Konieczny  
Booth  
Davis  
Njie

### 2.21 LOUISVILLE

Burton  
Shrewsberry  
Davis  
Booth  
Njie

### 12.2 MIAMI

Burton  
Konieczny  
Roper II  
Davis  
Njie

### 1.13 FLORIDA ST

Burton  
Konieczny  
Booth  
Roper II  
Njie

### 2.24 SYRACUSE

Burton  
Shrewsberry  
Davis  
Booth  
Njie

### 12.5 W. MICHIGAN

Burton  
Konieczny  
Roper II  
Davis  
Njie

### 1.15 BOSTON COLLEGE

Burton  
Konieczny  
Booth  
Roper II  
Njie

### 2.27 WAKE FOREST

Burton  
Shrewsberry  
Davis  
Booth  
Njie

### 12.9 MARQUETTE

Burton  
Konieczny  
Roper II  
Davis  
Njie

### 1.24 MIAMI

Burton  
Konieczny  
Booth  
Davis  
Njie

### 3.2 CLEMSON

Burton  
Shrewsberry  
Davis  
Booth  
Njie

### 12.16 GEORGETOWN

Burton  
Konieczny  
Roper II  
Davis  
Zona

### 1.27 BOSTON COLLEGE

Burton  
Konieczny  
Booth  
Davis  
Njie

### 3.5 NORTH CAROLINA

Burton  
Shrewsberry  
Davis  
Booth  
Njie

## Record When Starting

Player	2023-24	Irish Career
Burton	13-19	13-19
Davis	13-17	13-17
Njie	10-16	10-16
Booth	9-9	9-9
Shrewsberry	7-7	7-7
Konieczny	6-13	6-13
Roper II	4-8	4-8
Zona	3-3	4-3
Imes	0-3	0-3



# 2023-24 Notre Dame Men's Basketball

## NOTRE DAME'S RECORD WHEN

### DAY OF THE WEEK

Sunday	
Monday	1-1
Tuesday	4-3
Wednesday	3-4
Thursday	0-1
Friday	2-0
Saturday	3-10

### TIME OF GAME

Day Games (before 6pm local time)	3-7
Night Games (6pm or later local time)	10-12

### LOCATION

Home Games	9-8
Road Games	2-10
Neutral Site	2-1

### HALFTIME SCORE

Leading at the half	8-3
Tied at the half	0-1
Trailing at the half	5-15

### INDIVIDUAL SCORING

Two or fewer double-figure scorers	4-11
Three double-figure scorers	4-5
Four double-figure scorers	5-3
Five or more double-figure scorers	

### REBOUNDING MARGIN

More rebounds than opponent	10-7
Same number of rebounds	1-3
Fewer rebounds than opponent	2-9

### FIELD GOAL SHOOTING

Shot higher percentage than opponent	10-7
Shot same percentage as opponent	
Shot lower percentage than opponent	3-12
Shot 45% or better	6-3
Shot less than 45%	7-16
Hold opponent under 40%	6-6

### FREE-THROW MARGIN

Make more free-throws than opponent	7-4
Make same number of free-throws	1-2
Make fewer free-throws than opponent	5-13

### TURNOVERS

Commit fewer turnovers	4-2
Commit same number of turnovers	2-3
Commit more turnovers	7-14
Single-digit turnovers	6-0

### UNIFORM COMBINATIONS

White jerseys with gold	6-4
White jerseys with navy	5-4
Navy jerseys	2-10
Green jerseys	0-1

### MISCELLANEOUS

vs top-25	0-5
vs top-10	0-4
When ranked higher	
When ranked lower	
Both ranked	
Both unranked	13-14
In overtime games	2-1

### MARGIN OF VICTORY

1-5 points	5-5
6-10 points	4-5
11-15 points	0-4
16-20 points	1-2
21+ points	3-2

### MONTH

November	3-3
December	3-4
January	1-7
February	4-3
March	2-2

### Largest Halftime Lead

17 | Virginia (41-24), 12/30/23

### Largest Halftime Deficit

28 | #8/7 Marquette (52-24), 12/9/23

### Largest Lead

28, 2x | last, Virginia (76-48, 1:43, 2H), 12/30/23

### Largest Deficit

38 | #7/7 North Carolina (84-46, 3:14, 2H), 3/5/24

### Largest Deficit Overcome to Win

12 | Niagara (18-6, 11:20, 1H), 11/6/23

### Largest Lead Given Out in Loss

12, 2x | last at Boston College (31-19, 3:34, 1H), 1/15/24

### Most Consecutive Points

13 | Virginia (12/30/23)

### Most Consecutive Points (Opponent)

19 | at #7/7 North Carolina, 3/5/24

### Lowest Scoring Half

16 | Citadel, 2H, 12/19/23

### Highest Scoring Half

56 | at Syracuse, 2H, 2/24/24





## 2023-24 Notre Dame Men's Basketball

# LEADING THE IRISH

### LEADING SCORERS

Burton	19
Konieczny	5
Shrewsberry	4
Davis	3
Booth	2

### LEADING REBOUNDERS

Davis	8
Konieczny	8
Njie	8
Booth	5
Roper	2
Burton	2
Imes	1
Zona	1

### LEADERS IN ASSISTS

Burton	30
Imes	4
Zona	2
Shrewsberry	1

### LEADERS IN DOUBLE-FIGURE POINTS

Player	2023-24	Career
Markus Burton	29	29
Braeden Shrewsberry	17	17
Tae Davis	14	16
JR Konieczny	11	11
Carey Booth	6	6
Julian Roper II	6	7
Kebba Njie	3	4
Matt Zona		1

### LEADERS IN DOUBLE-FIGURE REBOUNDS

Player	2023-24	Career
Konieczny	4	4
Davis	3	3
Njie	3	3
Booth	1	1
Roper II	1	1

### 5-5-5 GAMES (AKA "STAT SHEET STUFFERS")

Player	2023-24	Career
Burton	5	5
Davis	1	1

### DOUBLE-DOUBLES

Player	2023-24	Career
Konieczny	4	4
Davis	3	3

### RUNS OF 10 OR BETTER

Opponents	18
Notre Dame	12

### POINTS OFF TURNOVERS

	Total	Average
Notre Dame	331	10.3
Opponents	469	14.7

### POINTS IN THE PAINT

	Total	Average
Notre Dame	812	25.4
Opponents	896	28.0

### SECOND CHANCE POINTS

	Total	Average
Notre Dame	280	8.8
Opponents	269	8.4

### FAST BREAK POINTS

	Total	Average
Notre Dame	171	5.3
Opponents	245	7.7

### BENCH SCORING

	Total	Average
Notre Dame	528	16.5
Opponents	469	14.7



**SEASON POINT TOTALS [ND/OPP]**

Date	Opponent	Off TO	Paint	2nd Ch	FBreak	Bench
11/6	Niagara	6 / 2	48 / 28	3 / 4	2 / 4	18 / 9
11/11	Western Carolina	8 / 10	28 / 26	13 / 6	0 / 4	22 / 10
11/16	vs. Auburn	8 / 24	36 / 38	16 / 13	2 / 7	21 / 30
11/17	vs. Oklahoma St	6 / 12	28 / 26	8 / 13	2 / 1	14 / 4
11/22	Maryland Eastern Shore	20 / 19	22 / 18	8 / 4	12 / 3	36 / 18
11/28	at South Carolina	5 / 11	18 / 14	8 / 9	8 / 4	7 / 9
12/2	at Miami	13 / 16	22 / 24	11 / 9	0 / 16	10 / 10
12/5	Western Michigan	21 / 9	36 / 32	8 / 9	12 / 8	21 / 17
12/9	at Marquette	14 / 30	18 / 42	8 / 7	7 / 26	20 / 14
12/16	Georgetown	18 / 14	30 / 14	10 / 9	11 / 4	18 / 18
12/19	Citadel	6 / 20	24 / 32	8 / 2	6 / 9	5 / 0
12/22	Marist	11 / 18	18 / 30	10 / 4	2 / 5	9 / 14
12/30	Virginia	10 / 12	22 / 30	5 / 8	3 / 6	15 / 10
1/3	NC State	5 / 13	20 / 24	3 / 8	5 / 6	13 / 10
1/6	Duke	5 / 18	28 / 22	14 / 5	3 / 4	18 / 5
1/9	at Georgia Tech	10 / 26	24 / 22	10 / 5	3 / 4	33 / 7
1/13	Florida State	10 / 13	22 / 32	7 / 16	2 / 10	14 / 25
1/15	at Boston College	3 / 22	20 / 20	13 / 4	2 / 6	21 / 14
1/24	Miami	11 / 20	22 / 30	9 / 6	6 / 11	19 / 10
1/27	Boston College	13 / 15	14 / 26	13 / 7	2 / 11	23 / 16
1/31	at Virginia	13 / 20	18 / 16	7 / 9	7 / 4	28 / 28
2/3	at Pitt	14 / 10	28 / 22	5 / 4	4 / 11	14 / 19
2/7	at Duke	12 / 9	20 / 38	2 / 21	5 / 16	9 / 23
2/10	Virginia Tech	12 / 5	32 / 32	7 / 10	11 / 8	24 / 23
2/14	Georgia Tech	7 / 6	20 / 28	20 / 9	2 / 0	14 / 20
2/21	at Louisville	11 / 1	30 / 22	10 / 5	5 / 2	18 / 3
2/24	at Syracuse	13 / 31	38 / 50	7 / 11	8 / 13	10 / 11
2/27	Wake Forest	13 / 7	26 / 26	6 / 7	10 / 6	0 / 3
3/2	Clemson	7 / 9	18 / 32	0 / 3	8 / 6	11 / 4
3/5	at North Carolina	3 / 18	22 / 30	13 / 11	6 / 11	14 / 48
3/9	at Virginia Tech	12 / 10	42 / 38	8 / 17	6 / 12	17 / 20
3/12	vs. Georgia Tech	11 / 19	18 / 32	10 / 14	9 / 7	12 / 17



41.6620° N, 86.1586° W MARKUS BURTON  
NOTRE DAME MEN'S BASKETBALL



# THE ONLY ROOKIE

IN THE COUNTRY  
AVERAGING AT LEAST

<b>17</b>	<b>4</b>	<b>2</b>
<b>POINTS</b>	<b>ASSISTS</b>	<b>STEALS</b>
PER-GAME	PER-GAME	PER-GAME

*Markus #3*

MARKUS  
BURTON





# 2023-24 Notre Dame Men's Basketball ARTICLES & STORIES



## COACH SHREWS - MARCH RUNNER

Coach Shrewsberry made plenty of noise in the 2023 Big Ten Tournament in Chicago, defeating No. 7 Illinois, No. 2 Northwestern and No. 3 Indiana to reach the championship game as a No. 10 seed. It marked Penn State's second-ever Big Ten title game appearance. In addition, Penn State was just the third double-digit seed to reach the Big Ten Tournament championship game and the first since 2008.

In a rebuilding year one, Coach Shrews advanced the Nittany Lions to the quarterfinal round of the 2022 Big Ten Tournament after winning two postseason games.

Thus, Shrewsberry is 6-2 in league tournament action as a head coach.

## BUBBLE BURSTER

The Irish are looking to become just that to Wake Forest. Notre Dame wants to extend its season and make some noise in the nation's capital while the Demon Deacons need to make an NCAA Tournament case.

Back on Feb. 28 in South Bend, Notre Dame earned a 70-65 victory over Wake Forest. The Fighting Irish outscored the Demon Deacons 32-22 in the second half, limiting them to 8-of-30 shooting in the half.

Markus Burton dropped a career high 31 points, becoming the fourth Irish freshman to record a 30+ point performance, joining the likes of Adrian Dantley, Troy Murphy and Chris Thomas. Burton's stat line: 31 points, three assists, four steals, three rebounds. The freshman shot 9-of-15 from the field, 2-of-6 from three and a career best 11-for-11

from the free-throw line.

Carey Booth recorded 15 points, which included draining three from deep. Braeden Shrewsberry notched 11 points as the freshmen balled out.

The Irish not only prioritized their defensive play, but were sure to take care of the ball on the offensive end as they tied their season low of just six turnovers.

## IRISH ACC TOURNNEY HISTORY

The Fighting Irish are 12-8 all-time in the ACC Tournament. They have reached the title game twice and even took home the tournament crown back in 2015. Notre Dame's .600 ACC Tournament winning percentage ranks as the third highest behind Duke and North Carolina.

Round-by-Round Record Breakdown:

- 1st Round: 4-2
- 2nd Round: 2-2
- Quarterfinals: 3-2
- Semifinals: 2-1
- Title game: 1-1

The 2024 edition of the ACC Tournament will mark the first time Notre Dame has been the No. 12 seed. The farthest a 12-seed has gotten at ACCs is the semifinal round - it happened twice back in 2006 and 2010.

## ND'S END OF SEASON SURGE

From Feb. 1 to March 1, Notre Dame was the biggest mover in kenpom AdjEM across the Power-Five conferences. The full chart can be seen below.

Another fun stat: when the first NET rankings came on Dec. 4, the Irish were 238. As of March 10, the Irish are up to 126.

The culture has set in and the guys don't want the season to end. Notre Dame is playing its best basketball of the season and that includes freshman sensation Markus Burton, along with sophomore forward Tae Davis.

Burton is averaging the 2nd most points in the ACC since Feb. 24 aka over the last 5 games. He's averaged 22.6 ppg in that span,

## February to March 2024 Movers in kenpom AdjEM across 'power' conferences

Best and worst adjusted efficiency margin changes from February 1 to March 1 using Ken Pomeroy's rankings. Only teams in ACC, Big Ten, Big 12, Big East, Pac-12, and SEC shown.

	Teams with best month				Teams with worst month				
	RANK +/-	FEBRUARY 1	MARCH 1	ADJEM +/-	RANK +/-	FEBRUARY 1	MARCH 1	ADJEM +/-	
Notre Dame	+37	-0.19	+3.94	+4.13	Butler	-17	+13.79	+11.77	-2.02
Wake Forest	+19	+15.84	+19.51	+3.67	Texas A&M	-12	+14.89	+12.85	-2.04
Nebraska	+17	+13.7	+16.8	+3.1	Mississippi	-14	+12.78	+10.73	-2.05
Rutgers	+17	+6.46	+9.49	+3.03	Oklahoma	-18	+19.24	+16.55	-2.69
Oklahoma St.	+24	+4.09	+6.93	+2.84	Stanford	-24	+8.44	+5.67	-2.77
Duke	+4	+22.47	+24.9	+2.43	Miami FL	-26	+11.94	+9.07	-2.87
Minnesota	+18	+9.81	+12.24	+2.43	Missouri	-31	+5.07	+2.05	-3.02
Villanova	+13	+15.47	+17.89	+2.42	BYU	-6	+24.06	+21.01	-3.05
Penn St.	+10	+6.8	+9.07	+2.27	Michigan	-28	+8.44	+4.98	-3.46
Clemson	+8	+16.95	+19.2	+2.25	Wisconsin	-12	+23.52	+19.29	-4.23

@trillydonovan • Bless your chart | March 1, 2024 | data via kenpom, hoopR, and cbbdata from @andrewweatherman



2023-24 Notre Dame Men's Basketball

PREVIOUSLY AGAINST WAKE FOREST



Official Basketball Box Score - Final  
**Wake Forest at Notre Dame**  
 02/27/24 Purcell Pavilion at the Joyce Center, Notre Dame  
 2023-24 Men's Basketball

Game Time: 9:00 PM  
 Game Duration: 2:08  
 Attendance: 4,698

Officials: Roger Ayers, Bill Covington Jr, Justin Porterfield

Wake Forest - 65

Record: 18-10 (10-7)

NO.	Name	F/C	Min	FG			Rebounds			Fouls		TP	AS	TO	ST	Blocks		+/-
				M-A	M-A	M-A	OR	DR	TOT	PF	FD					BS	BA	
11	Andrew Carr	F	35:07	5-9	2-3	0-0	1	3	4	3	1	12	1	2	0	2	0	-1
4	Efton Reid	C	30:07	4-5	0-0	4-5	3	7	10	3	3	12	1	2	1	1	0	3
0	Kevin Miller	G	39:20	7-16	1-5	1-2	1	2	3	0	4	16	5	4	1	0	2	-7
2	Cameron Hildreth	G	33:00	6-12	2-5	1-1	0	8	8	5	4	15	0	0	1	0	1	9
23	Hunter Sallis	G	37:33	2-11	1-5	2-2	0	5	5	1	1	7	4	4	0	1	1	-2
20	Parker Friedrichsen		10:07	0-2	0-2	0-0	0	1	1	1	0	0	0	0	0	1	0	-15
30	Damari Monsanto		04:53	1-3	1-3	0-0	0	1	1	4	1	3	0	0	0	0	0	-4
33	Matthew Marsh		09:53	0-1	0-0	0-0	3	1	4	1	1	0	0	0	0	0	0	-8
Team							2	0	2			0		0				
<b>Totals</b>				25-59	7-23	8-10	10	28	38	18	15	65	11	12	3	5	4	-5

Shooting By Period		
1 <sup>st</sup>	FG%	17-29 58.6%
	3PT%	5-13 38.5%
	FT%	4-5 80%
2 <sup>nd</sup>	FG%	8-30 26.7%
	3PT%	2-10 20.0%
	FT%	4-5 80%
GM	FG%	25-59 42.4%
	3PT%	7-23 30.4%
	FT%	8-10 80.0%

Dead Ball Rebounds: 1, 0

Technical Fouls: Carr 1<sup>st</sup>0:06

Notre Dame - 70

Record: 11-17 (6-11)

NO.	Name	F/C	Min	FG			Rebounds			Fouls		TP	AS	TO	ST	Blocks		+/-
				M-A	M-A	M-A	OR	DR	TOT	PF	FD					BS	BA	
0	Carey Booth	F	34:14	4-13	3-9	4-5	1	4	5	1	3	15	2	0	0	2	0	-4
13	Tae Davis	F	22:55	5-10	0-2	1-2	3	3	6	4	3	11	0	0	0	0	2	7
14	Kebba Njie	F	24:56	1-3	0-0	0-0	1	2	3	2	0	2	1	1	1	1	1	1
3	Markus Burton	G	35:36	9-15	2-6	11-11	0	3	3	4	8	31	3	1	4	1	0	10
11	Braeden Shrewsbury	G	35:19	3-13	2-9	3-4	1	3	4	1	2	11	1	1	1	0	1	0
1	Julian Roper II		13:10	0-1	0-0	0-0	2	2	4	4	1	0	1	2	1	0	0	6
25	Matt Zona		13:27	0-1	0-1	0-0	1	5	6	0	0	0	0	0	0	0	0	4
2	Logan Imes		20:22	0-2	0-1	0-0	0	0	0	0	0	0	0	1	0	0	1	1
Team							0	2	2			0		0				
<b>Totals</b>				22-58	7-28	19-22	9	24	33	16	17	70	8	6	7	4	5	5

Shooting By Period		
1 <sup>st</sup>	FG%	13-28 46.4%
	3PT%	5-14 35.7%
	FT%	7-9 77.8%
2 <sup>nd</sup>	FG%	9-30 30.0%
	3PT%	2-14 14.3%
	FT%	12-13 92.3%
GM	FG%	22-58 37.9%
	3PT%	7-28 25.0%
	FT%	19-22 86.4%

Dead Ball Rebounds: 2, 1

Technical Fouls: Davis 1<sup>st</sup>0:06

	WAKE	ND
Biggest lead	9 (2 <sup>nd</sup> 18:01)	6 (2 <sup>nd</sup> 0:11)
Best Scoring Run	8 (1 <sup>st</sup> 6:15)	7 (1 <sup>st</sup> 11:14)
Lead Changes	9	
Times Tied	2	
Time with Lead	24:44	13:56

Points from	WAKE	ND
Turnovers	7	13
Paint	26	26
Second Chance	7	6
Fast Breaks	6	10
Bench	3	0

	Period by Period Scoring		
	1st	2nd	TOT
WAKE	43	22	65
ND	38	32	70



## 2023-24 Notre Dame Men's Basketball ARTICLES & STORIES

second to just Syracuse's Judah Mintz and his 22.3 ppg. Burton has produced 5 20+ point games in that span, with one of 30+. Shooting 48.8 percent from field.

Meanwhile, Davis is enjoying the best stretch of his career with 6 straight double-digit scoring performances. He's averaged 13.0 points (2nd most to Burton in that span) on 52.3 percent shooting, plus 6.0 rebounds as well.

### FRESHMAN SCORING RECORD

In the final game of the regular season, Markus Burton etched his name in the Notre Dame record book once more, breaking the program's freshman scoring record. Burton surpassed ND great Troy Murphy and his 519 points for the No. 1 spot. Burton enters the ACC Tournament with 535 points on the season.

From a scoring average perspective, Burton's 17.3 ppg ranks 3rd all-time behind Troy Murphy (19.2) and Adrian Dantley (18.3).

### BURTON LEAVING A FRESHMAN YEAR LEGACY

Freshman guard Markus Burton is grabbing the attention of Irish fans, ACC opponents and the national media, but what's crazy about it all is that he's doing something that has never been done before in the history of the program.

Burton is currently averaging over 17.0 points, 4.0 assists and 2.0 steals. If that stat line holds up upon season's end, he'll be the first player to put up those numbers in Notre Dame history (aka at least 17 points, 4 assists and 2 steals). ND great Chris Thomas would be the closest one to that with his 15.6 points, 7.6 assists and 2.2 steals for the 2001-02 season.

Burton is the only rookie in the country and just 1-of-3 Power-Five players overall (Syracuse's Judah Mintz and Texas A&M's Wade Taylor IV) averaging at least 17p-4a-2s. In fact, Burton and Mintz are just 2 of 4 total ACC players to produce that **stat line since 1996** (Duke's Jason Williams & Maryland's Steve Francis).

### ACC ROOKIE OF THE YEAR

Notre Dame has never taken home an ACC Rookie of the Year award and Markus Burton is looking to change that on Monday, March 11. He has proven himself to be one of the most dynamic freshman guards not just in the ACC, but in the entire country. If

Burton wins the award he would become the program's third ever Rookie of the Year joining Chris Thomas (2002) and Troy Murphy (1999) who each won it in the Big East.

With that said, here are some quick hitters on Burton's stellar rookie year with the Irish:

- His 17.0 ppg leads all ACC freshmen, with the next highest being Pitt's Carlton Carrington at 13.6. He also ranks 3rd nationally amongst DI freshmen.
- His 535 points broke the ND freshman scoring record.
- Looking to become first player in ND history to average at least 17 points, 4 assists and 2 steals in a season. 1-of-3 P5 players this season to do so (only rookie).
- ACC freshman rankings: 1st in scoring, 2nd in assists/game, 1st in steals/game
- Double-digit points in all but 3 games. 9 games with 20+ points.
- ACC play only rankings: 17.5 points (6th), 2.2 steals (1st), 4.8 assists (3rd).
- Overall rankings: 6th in the ACC in scoring, 6th in Assists (4.3), 4th in Steals (2.0), 13th in FT% (.802).
- Produced two games with 15+ point, 5+ assists, 5+ steals. Since 1996, only one other Irish player (Chris Thomas) had produced two games in the same regular season with at least 15 points, 5 assists and 5 steals.
- Averaging 8.9 points in the 2nd half - has scored double-digit points 13 times in the 2nd half alone this season, including a season high of 20.
- 61 steals (tied for 5th most in a ND season).
- 2.0 spg -- would become just the 4th player in program history to average 2 spg in a season (Chris Thomas, David Rivers, Jerian Grant).
- Four-time ACC Rookie of the Week - set a new ND record.

### 1ST YEAR STAMP ON THE PROGRAM - DEFENSE

The year one Coach Shrewsberry stamp on the program has been the defensive intensity. 20 ACC games and 14 different ACC opponents - all but three (Virginia Tech on March 9, UNC on March 5 & Syracuse on Feb. 24) were held under their season average, with Miami, Duke and Louisville each held to season low point totals.

Of the 20 ACC matchups that have already happened, only 6 opponents have reached the 70-point park against the Irish defense.

Notre Dame's scoring defense of 66.6 ranks 43rd in the country, plus 2nd in the ACC. According to KenPom, Notre Dame's defensive efficiency ranks 27th nationally.

In ACC play, Notre Dame ranked 2nd in scoring defense (66.4) and 2nd in field goal percentage defense (.417).

### BURTON WINS 4 ACC ROOKIE OF THE WEEK AWARDS

Burton set a new program record with four ACC Rookie of the Week awards, topping the previous record holder in Blake Wesley. Burton earned the award three times over the final five weeks of the regular season.

The fourth one came on March 4 after a week in which the rookie averaged 26.0 points on 54.8 percent shooting, plus 4.5 rebounds, 3.5 assists and 2.5 steals. Burton's play inspired a 2-0 week in which the Irish knocked off both Wake Forest and Clemson at home. Burton dropped a career high 31 points against the Demon Deacons before following that up with 21 against the Tigers.

Burton's third honor came on Feb. 26. After scoring 16 points in the win at Louisville, Burton was a man possessed in the 2nd half at Syracuse, where he scored 20 points on 8-of-13 shooting from the field. Burton finished with 28 points plus a career-high tying 8 assists.

Markus Burton won his second ACC Rookie of the Week award on Feb. 12 after pouring in a team best 19 points then posting an incredible stat line in the win over Virginia Tech. Burton balled out with 16 points, a season high tying eight assists and a season best six steals - as the latter tied for the third most steals in a single game in program history. Since 1996, only two other Irish have finished with at least 16 points, eight assists and six steals in a game - Chris Thomas in 2001 and Jerian Grant in 2013.

### SHARPSHOOTER SHREWS

Markus Burton won't be the only freshman leaving his name in the ND record book this season after Braeden Shrewsberry continues to light it up from three.

Shrewsberry has knocked down 55 three-pointers in ACC play, breaking the Notre Dame ACC record. The previous record was 51 held by Prentiss Hubb, Matt Farrell and V.J. Beachem.



## 2023-24 Notre Dame Men's Basketball ARTICLES & STORIES

FYI - those 55 threes in ACC play tied for the fourth most amongst league players.

Shrews' 72 made threes on the year are the 3rd most nationally by a freshman. His 2.3 made threes/game are 4th nationally by a freshman.

As far as individual games - Shrewsberry tied the program record for made three-pointers by a freshman after draining seven against the Louisville Cardinals. He tied the likes of Pat Connaughton, Chris Thomas and Ryan Hoover. Shrews' 23 points marked his second highest points total on the season.

Lastly, Shrewsberry shot 41.4 percent from deep in ACC play - that number ranked 6th amongst ACC players and ranked 7th all-time in Notre Dame ACC program history.

### YOUNG BUT NOT AFRAID

Two young freshman guards in Burton and Shrewsberry have proven they aren't afraid of a hostile environment. In true road games, Burton and Shrewsberry averaged 16.3 points and 12.8 points, respectively.

Road games since February 3 for Burton - 24 points at Virginia Tech, 9 points at UNC, 28 points at Syracuse, 16 points at Louisville, 17 points at Pitt, 19 points at Duke.

For Shrewsberry, we've already mentioned his 18 points in the 2nd half at Syracuse and his 23-point showing at Louisville with seven made threes. Both of those were outdone by his season high 25-point effort in the OT win at Georgia Tech. Shrewsberry has shot 48.2 percent from the field and 42.2 percent from three, averaging 2.9 made threes/game.

### #TRENDING

Here are some other under-the-radar stats to keep an eye out for:

We've already mentioned how Tae Davis is on the best stretch of his career with five straight double-digit scoring performances. In correlation, he's been getting it done from the free throw line as well. Davis has made 36 of his last 42 from the free-throw line, raising his percentage from .618 to its current .722.

Next, Carey Booth's production has ramped

up down the final stretch. Over the last 6 games, he's averaged 9.5 points and 5.2 rebounds on 40.8 percent shooting. He's 11-of-30 (.367) from three. Thus, 11 of his 31 made threes on the year have come during this time-frame.

Julian Roper II had 11 points at Virginia Tech (3/9) in the ACC regular season finale. It was his first double-digit scoring performance since Dec. 16 vs. Georgetown. Roper went 4-for-6 from the field, which included two threes.

Team wise, Notre Dame is 6-0 this year when limiting their turnover total to single digits. They have produced single-digit turnovers five times over the last eight games.

### IN YOUR BAG

Speaking of trending, Markus Burton has ratcheted up his defensive intensity down the final stretch. The starting point guard is now up to 61 steals (tied for 5th most in a single season at ND). Christ Thomas holds the record at 72.

He's averaging 2.0 spg. If that holds, he would become just the 4th player in program history to average 2.0 spg in a season (Chris Thomas, David Rivers, Jerian Grant).

His 2.0 steals per game ranks 4th in the ACC. Furthermore, his 2.1 steals/game in league play leads all ACC players.

### TALE OF 2 HALVES AT SYRACUSE

It would have been the greatest comeback in not just school history but by an ACC member institution as well, but Notre Dame fell a possession short at Syracuse on Feb. 24. Syracuse forced 11 early turnovers and shot 61 percent from the field to go up 29 points late in the first half. Notre Dame then closed the half on a 9-0 run to make it a 20-point game. Then magic happened in the second half.

The Irish scored a season-high 56 points in the second half. That's the most points the program has ever scored in a half of any ACC game. Notre Dame shot 68.8 percent from the field and 66.7 percent (10-of-15) from three. The Irish made five straight shots

to slice into a deficit that was 10 (82-72) with 4:12 remaining to get within three, 86-83, with 1:07 left. Both Shrewsberry and Burton had cracks at a three-point attempt to tie but both fell short.

Burton and Shrewsberry scored 20 and 18 points respectively in the second half, thus 38 of the team's 56 points. Shrewsberry hit all six of his three-pointers in the second half.

### WIN STREAK

The Irish held the Cardinals to a season low 50 points - it marked the third ACC opponent this season in which they've held to a season low. The Irish showed growth in the second half when Louisville cut the lead to eight points but they responded with a game-ending 16-2 run.

Then there was the 'gritty not pretty' 58-55 victory over Georgia Tech. The Irish shot just 31.6 percent from the field but got it done where it counted: tied season high in offensive rebounds (16), season high in second chance points (20), season high in free-throw attempts (22) and a season low in turnovers (6).

Against the Hokies, the Irish rallied down four at the half to outscore VT 39-27 in the second half. Notre Dame shot 54.2 percent in the second half and finished with their second highest assist total on the year with 14.

### THIS CLOSE

Because of the defensive effort of this young team, Notre Dame has been in just about every single league contest and their 7-13 ACC record unfortunately doesn't reflect it.

Before the Duke loss on Feb. 7 - Notre Dame had been in eight straight tight battles (Pitt, Virginia, BC x2, Miami, FSU, Duke and NC State) with the average margin of defeat in those losses being 7.5.

In both Boston College games, the Irish had a three-point attempt to either tie or win the game in the closing seconds. Same goes for the recent 88-85 loss at Syracuse. The NC State loss came down to the final possession.

Overall on the season, Notre Dame has



## 2023-24 Notre Dame Men's Basketball

played in **18 games** in which the margin of victory was **10 points or less** and have gone 8-10. Diving deeper, the Irish are 4-5 in games decided by five points or less.

Lastly, in three of those losses (Boston College, Duke and Virginia), the Irish finished the game with both a higher shooting percentage and rebounding total.

### FIRST SIGNATURE WIN

It took just the second ACC game of his career but Coach Shrewsberry delivered that first signature win in Notre Dame's 76-54 victory over Virginia. What Shrews' crew accomplished had never been done by an Irish crew against Virginia .. ever. It was the largest margin of victory against the Cavaliers in the all-time series. In addition, the 76 points were the most scored by an Irish squad against the Cavaliers in regulation in program history. Furthermore, the Irish handed Virginia its biggest loss to an ACC opponent since 2017 (65-41 loss to No. 10 UNC on Feb. 18, 2017).

J.R. Konieczny posted 17 points and eight rebounds, shooting 6-of-8 including a 4-for-5 mark from three. Konieczny made his first six shots from the field and scored all his points in the first half. Then there was Markus Burton, who earned 15 points on 6-of-10 shooting, plus a career high eight assists. Burton is the first player to dish out 8 assists against Virginia since Virginia Tech's Justyn Mutts on Feb. 4, 2023.

### LEGENDS CLASSIC TAKEAWAYS

A couple of Irish standouts from two games in Brooklyn during the Legends Classic. First, let's look at All-Tournament Team selection Markus Burton. The freshman took over the end of the Oklahoma State game scoring 16 of his team-high 20 points in the second half plus overtime (10 in 2H + 6 in OT). He averaged 16.0 points over the two games.

Next, it was a breakout week for Konieczny, as he produced back-to-back double-doubles, averaging 14.5 points and 10.5 rebounds. He also earned his first career start in the win over Oklahoma State (11/17). J.R. entered the Legends Classic week with 15 points and 3 rebounds to his name thru 8 career ND games. Then over those 2 games, he produced a total of 29 points and 21 rebounds. J.R. constantly

attacked the offensive glass, grabbing 8 O-Boards over the 2 games.

Last but not least, there was Tae Davis who averaged 10.0 points on 57.1 percent shooting (8-14 FG), along with 5.0 rebounds per game. Davis recorded a career high 13 points against the Auburn Tigers.

### HISTORIC DEBUT FOR BURTON

Not only did freshman point guard Markus Burton ball out in a historic debut in the season opener, but he got to do it in front of his hometown crowd and family. Burton poured in 29 points to lift the Irish to a 70-63 win over Niagara, marking the most points in program history in a freshman debut. The previous record was 27 points from Laphonso Ellis back in 1988. Now a few other notes on Burton's performance.

- 1-of-5 freshmen in the history of the program to score 29 points or more, joining David Graves, Troy Murphy, Chris Thomas and Adrian Dantley.
- Burton absolutely took over the end of the game. From 8:38-2:20 in the second half, Burton recorded 16 points on 6-for-6 shooting.

### CLEAN SLATE

Notre Dame only returned 35 points from a season ago, which equated to 1.6% of scoring returning. The table on the bottom of this page displays the Division I schools returning the least amount of points ahead of the 2023-24 season.

### MR INDIANA BASKETBALL

On April 20, 2023, now freshman point guard Markus Burton, was named Mr. Indiana Basketball. It marked the third time in program history in which a future Notre Dame player took home the honor. The two former winners were Chris Thomas in 2001 and Luke Zeller in 2005.

Burton averaged a state-best 30.3 points per game, along with 5.7 rebounds, 5.1 assists and 3.6 steals. Burton also secured the school single season scoring record by pouring in 909 points as a senior.

### THE FOUNDATION GROWS

Coach Shrewsberry continued to build the foundation of Irish hoops by announcing three Class of 2024 signees. Cole Certa, Sir Muhammed and Garrett Sundra all signed their National Letters of Intent and officially became Irish on Nov. 6.

Shrewsberry, who started this current season with a talented four-member freshman class that was ranked in the top-30, has now built upon that with a 2024 class that is ranked as high as No. 19 by 247Sports. The trio of Cole Certa (6-5 guard from Le Roy, Illinois), Sir Muhammed (6-6 guard from Charlotte, North Carolina) and Garrett Sundra (6-11 forward from Ashburn, Virginia) also rank as the fifth best class in the ACC by 247Sports.

"We are thrilled to welcome three tremendous young men into the Notre Dame family. I am very proud of the job we were able to do on the recruiting trail in this class by landing Cole Certa, Sir Mohammed and Garrett Sundra. When we got the job here, we put a premium on bringing in players who fit our team on the court as well as off the court. All three of these young men are not only tremendous basketball players, as evidenced by the fact that this is ranked as one of the top recruiting classes not only in the ACC, but in the country as well, but they are also excellent students who fit the mission and the culture of Notre Dame."

### RETURNING NUMBERS

SCHOOL	PTS Returning	REB Returning	AST Returning
New Mexico State	0%	0%	0%
Utah State	0%	0.004%	0.003%
Northwestern State	0%	0.080%	0.020%
Notre Dame	1.57%	2.92%	0.003%
Penn State	5%	3.70%	0.003%







# 2023-24 Notre Dame Men's Basketball SEASON STATS



## 2023-24 Notre Dame Men's Basketball Combined Team Statistics All games

Page 1/1  
as of Mar 12, 2024

### Game Records

Record	Overall	Home	Away	Neutral
ALL GAMES	13-19	9-8	2-10	2-1
CONFERENCE	7-13	5-5	2-8	0-0
NON-CONFERENCE	6-6	4-3	0-2	2-1

### Score by Periods

Team	1st	2nd	OT	TOT
Notre Dame	991	1037	26	2054
Opponents	1064	1059	21	2144

### Team Box Score

No.	Player	Total			3-Point			F-Throw		Rebounds				PF	DQ	A	TO	BLK	STL	PTS	AVG	
		GP-GS	MIN	AVG	FG-FGA	FG%	3FG-3FGA	3FG%	FT-FTA	FT%	OFF	DEF	TOT									AVG
3	BURTON, Markus	32-32	1074:12	33.6	206-483	.427	41-134	.306	103-128	.805	20	87	107	3.3	91	0	140	119	7	62	556	17.4
11	SHREWSBERRY, Braeden	32-14	901:43	28.2	114-280	.407	77-204	.377	26-32	.813	4	75	79	2.5	27	0	28	37	1	16	331	10.3
13	DAVIS, Tae	31-30	806:37	26.0	99-207	.478	7-38	.184	73-102	.716	54	106	160	5.2	75	2	32	47	11	18	278	9.0
20	KONIECZNY, J.R.	31-19	709:06	22.9	85-210	.405	34-102	.333	41-49	.837	43	98	141	4.5	44	0	17	33	7	22	245	7.9
0	BOOTH, Carey	32-18	627:58	19.6	72-182	.396	32-110	.291	24-39	.615	21	115	136	4.3	42	0	15	24	20	7	200	6.3
1	ROPER II, Julian	30-12	690:05	23.0	61-162	.377	27-82	.329	14-29	.483	31	93	124	4.1	60	0	19	28	5	28	163	5.4
14	NJIE, Kebba	28-26	672:60	24.0	37-96	.385	1-8	.125	50-65	.769	56	95	151	5.4	67	1	20	40	20	8	125	4.5
25	ZONA, Matt	32-6	368:39	11.5	29-66	.439	13-40	.325	6-17	.353	29	47	76	2.4	32	0	17	8	4	9	77	2.4
2	IMES, Logan	30-3	536:13	17.9	20-66	.303	8-36	.222	14-17	.824	5	70	75	2.5	35	0	34	24	3	11	62	2.1
12	SANDERS JR., Tony	7-0	15:28	2.2	2-6	.333	2-6	.333	0-0	.000	0	1	1	0.1	1	0	0	0	0	0	6	0.9
15	HATTAN, Thomas	4-0	05:60	1.5	1-3	.333	1-2	.500	0-0	.000	1	1	2	0.5	0	0	0	1	0	0	3	0.8
22	CROWE, Thomas	6-0	10:60	1.8	1-3	.333	1-1	1.000	0-0	.000	0	1	1	0.2	1	0	0	0	0	0	3	0.5
10	KELLY, JT	6-0	06:42	1.1	1-2	.500	1-2	.500	0-0	.000	1	1	2	0.3	1	0	0	0	0	0	3	0.5
4	WADE, Alex	8-0	26:52	3.4	0-3	.000	0-0	.000	2-2	1.000	0	1	1	0.1	2	0	3	2	0	2	2	0.3
5	BRAITON, Raheem	6-0	16:46	2.8	0-5	.000	0-1	.000	0-0	.000	1	1	2	0.3	3	0	2	2	0	0	0	0.0
23	HARBAUGH, Zane	2-0	04:43	2.4	0-1	.000	0-1	.000	0-0	.000	1	1	2	1.0	0	0	1	0	0	0	0	0.0
Team											45	45	90							38		
<b>Total</b>		<b>32</b>	<b>6475</b>		<b>728-1775</b>	<b>.410</b>	<b>245-767</b>	<b>.319</b>	<b>353-480</b>	<b>.735</b>	<b>312</b>	<b>838</b>	<b>1150</b>	<b>35.9</b>	<b>481</b>	<b>3</b>	<b>328</b>	<b>403</b>	<b>78</b>	<b>183</b>	<b>2054</b>	<b>64.2</b>
<b>Opponents</b>		<b>32</b>	<b>6475</b>		<b>779-1851</b>	<b>.421</b>	<b>223-686</b>	<b>.325</b>	<b>363-504</b>	<b>.720</b>	<b>300</b>	<b>792</b>	<b>1092</b>	<b>34.1</b>	<b>465</b>	<b>7</b>	<b>396</b>	<b>321</b>	<b>113</b>	<b>206</b>	<b>2144</b>	<b>67.0</b>

### Team Statistics

	ND	OPP
<b>Scoring</b>	<b>2054</b>	<b>2144</b>
Points per game	64.2	67.0
Scoring margin	-2.8	-
<b>Field goals-att</b>	<b>728-1775</b>	<b>779-1851</b>
Field goal pct	.410	.421
<b>3 point fg-att</b>	<b>245-767</b>	<b>223-686</b>
3-point FG pct	.319	.325
3-pt FG made per game	7.7	7.0
<b>Free throws-att</b>	<b>353-480</b>	<b>363-504</b>
Free throw pct	.735	.720
F-Throws made per game	11.0	11.3
<b>Rebounds</b>	<b>1150</b>	<b>1092</b>
Rebounds per game	35.9	34.1
Rebounding margin	+1.8	-
<b>Assists</b>	<b>328</b>	<b>396</b>
Assists per game	10.3	12.4
<b>Turnovers</b>	<b>403</b>	<b>321</b>
Turnovers per game	12.6	10.0
Turnover margin	-2.6	-
Assist/turnover ratio	0.8	1.2
<b>Steals</b>	<b>183</b>	<b>206</b>
Steals per game	5.7	6.4
<b>Blocks</b>	<b>78</b>	<b>113</b>
Blocks per game	2.4	3.5
<b>Winning streak</b>	<b>1</b>	<b>-</b>
Home win streak	4	-
<b>Attendance</b>	<b>103638</b>	<b>152119</b>
Home games-Avg/Game	17-6096	12-12677
Neutral site-Avg/Game	-	3-3458

### Team Results

Date	Opponent	Score	Att.
11/06/2023	Niagara	W 70-63	7338
11/11/2023	Western Caro.	L 61-71	5742
11/16/2023	vs Auburn	L 59-83	5524
11/17/2023	vs Oklahoma St.	Wot 66-64	4849
11/22/2023	UMES	W 75-55	5179
11/28/2023	at South Carolina	L 53-65	15215
12/02/2023	at Miami (FL)	L 49-62	7972
12/05/2023	Western Mich.	W 86-65	4883
12/09/2023	at Marquette	L 59-78	17519
12/16/2023	Georgetown	Lot 68-72	7140
12/19/2023	The Citadel	L 45-65	4377
12/22/2023	Marist	W 60-56	5440
12/30/2023	Virginia	W 76-54	7784
01/03/2024	NC State	L 52-54	4727
01/06/2024	Duke	L 59-67	8066
01/09/2024	at Georgia Tech	Wot 75-68	3729
01/13/2024	Florida St.	L 58-67	6427
01/15/2024	at Boston College	L 59-63	6348
01/24/2024	Miami (FL)	L 61-73	5948
01/27/2024	Boston College	L 58-61	6593
01/31/2024	at Virginia	L 53-65	13947
02/03/2024	at Pittsburgh	L 60-70	10864
02/07/2024	at Duke	L 53-71	9314
02/10/2024	Virginia Tech	W 74-66	7394
02/14/2024	Georgia Tech	W 58-55	4589
02/21/2024	at Louisville	W 72-50	11342
02/24/2024	at Syracuse	L 85-88	25194
02/27/2024	Wake Forest	W 70-65	4698
03/02/2024	Clemson	W 69-62	7313
03/05/2024	at North Carolina	L 51-84	21750
03/09/2024	at Virginia Tech	L 76-82	8925
03/12/2024	vs Georgia Tech	W 84-80	0



## 2023-24 Notre Dame Men's Basketball ACC ONLY STATS



### 2023-24 Notre Dame Men's Basketball Combined Team Statistics In Conference games

Page 1/1  
as of Mar 09, 2024

#### Game Records

Record	Overall	Home	Away	Neutral
ALL GAMES	7-13	5-5	2-8	0-0
CONFERENCE	7-13	5-5	2-8	0-0
NON-CONFERENCE	0-0	0-0	0-0	0-0

#### Score by Periods

Team	1st	2nd	OT	TOT
Notre Dame	604	655	9	1268
Opponents	664	661	2	1327

#### Team Box Score

No.	Player	Total			3-Point			F-Throw		Rebounds				PF		DQ		A		TO		BLK		STL		PTS		AVG
		GP-GS	MIN	AVG	FG-FGA	FG%	3FG-3FGA	3FG%	FT-FTA	FT%	OFF	DEF	TOT	AVG	PF	DQ	A	TO	BLK	STL	PTS	AVG						
3	BURTON, Markus	20-20	684:17	34.2	130-303	.429	27-84	.321	62-78	.795	10	53	63	3.2	55	0	95	72	4	44	349	17.5						
11	SHREWSBERRY, Braeden	20-9	561:04	28.1	77-182	.423	55-133	.414	17-22	.773	3	51	54	2.7	18	0	16	23	1	12	226	11.3						
13	DAVIS, Tae	19-18	489:34	25.8	62-131	.473	4-20	.200	46-62	.742	36	62	98	5.2	43	1	20	23	6	12	174	9.2						
20	KONIECZNY, J.R.	19-11	419:06	22.1	49-124	.395	26-64	.406	16-20	.800	20	56	76	4.0	28	0	8	24	4	12	140	7.4						
0	BOOTH, Carey	20-16	409:17	20.5	46-117	.393	17-68	.250	13-20	.650	15	74	89	4.5	26	0	6	16	13	6	122	6.1						
14	NJIE, Kebba	20-20	477:21	23.9	28-68	.412	0-4	.000	33-41	.805	38	72	110	5.5	47	1	15	32	13	4	89	4.5						
1	ROPER II, Julian	20-3	391:24	19.6	27-87	.310	12-43	.279	7-17	.412	19	55	74	3.7	38	0	10	12	5	15	73	3.7						
2	IMES, Logan	20-3	348:49	17.4	14-45	.311	5-22	.227	10-12	.833	3	48	51	2.6	22	0	24	19	0	6	43	2.2						
25	ZONA, Matt	20-0	210:10	10.5	16-40	.400	9-27	.333	2-9	.222	17	30	47	2.4	16	0	5	5	1	4	43	2.2						
22	CROWE, Thomas	4-0	06:18	1.6	1-2	.500	1-1	1.000	0-0	.000	0	0	0	0.0	1	0	0	0	0	0	3	0.8						
12	SANDERS JR., Tony	4-0	05:09	1.3	1-4	.250	1-4	.250	0-0	.000	0	1	1	0.3	0	0	0	0	0	0	3	0.8						
10	KELLY, JT	4-0	04:27	1.1	1-1	1.000	1-1	1.000	0-0	.000	1	1	2	0.5	0	0	0	0	0	0	3	0.8						
5	BRAITON, Raheem	3-0	05:51	2.0	0-3	.000	0-1	.000	0-0	.000	0	0	0	0.0	0	1	0	0	0	0	0	0.0						
15	HATTAN, Thomas	2-0	01:18	0.7	0-1	.000	0-0	.000	0-0	.000	1	0	1	0.5	0	0	0	0	0	0	0	0.0						
23	HARBAUGH, Zane	1-0	01:51	1.9	0-1	.000	0-1	.000	0-0	.000	0	1	1	1.0	0	0	0	0	0	0	0	0.0						
4	WADE, Alex	4-0	09:02	2.3	0-2	.000	0-0	.000	0-0	.000	0	0	0	0.0	0	0	2	1	0	0	0	0.0						
Team											30	30	60				15											
<b>Total</b>		<b>20</b>	<b>4025</b>		<b>452-1111</b>	<b>.407</b>	<b>158-473</b>	<b>.334</b>	<b>206-281</b>	<b>.733</b>	<b>193</b>	<b>534</b>	<b>727</b>	<b>36.4</b>	<b>294</b>	<b>2</b>	<b>202</b>	<b>242</b>	<b>47</b>	<b>115</b>	<b>1268</b>	<b>63.4</b>						
<b>Opponents</b>		<b>20</b>	<b>4025</b>		<b>487-1168</b>	<b>.417</b>	<b>139-431</b>	<b>.323</b>	<b>214-306</b>	<b>.699</b>	<b>192</b>	<b>502</b>	<b>694</b>	<b>34.7</b>	<b>276</b>	<b>3</b>	<b>247</b>	<b>190</b>	<b>78</b>	<b>127</b>	<b>1327</b>	<b>66.4</b>						

#### Team Statistics

	ND	OPP
<b>Scoring</b>	<b>1268</b>	<b>1327</b>
Points per game	63.4	66.4
Scoring margin	-3.0	-
<b>Field goals-att</b>	<b>452-1111</b>	<b>487-1168</b>
Field goal pct	.407	.417
<b>3 point fg-att</b>	<b>158-473</b>	<b>139-431</b>
3-point FG pct	.334	.323
3-pt FG made per game	7.9	7.0
<b>Free throws-att</b>	<b>206-281</b>	<b>214-306</b>
Free throw pct	.733	.699
F-Throws made per game	10.3	10.7
<b>Rebounds</b>	<b>727</b>	<b>694</b>
Rebounds per game	36.4	34.7
Rebounding margin	+1.7	-
<b>Assists</b>	<b>202</b>	<b>247</b>
Assists per game	10.1	12.4
<b>Turnovers</b>	<b>242</b>	<b>190</b>
Turnovers per game	12.1	9.5
Turnover margin	-2.6	-
Assist/turnover ratio	0.8	1.3
<b>Steals</b>	<b>115</b>	<b>127</b>
Steals per game	5.8	6.4
<b>Blocks</b>	<b>47</b>	<b>78</b>
Blocks per game	2.4	3.9
<b>Winning streak</b>	<b>0</b>	<b>-</b>
Home win streak	4	-
<b>Attendance</b>	<b>63539</b>	<b>119385</b>
Home games-Avg/Game	10-6354	10-11939
Neutral site-Avg/Game	-	0-0

#### Team Results

Date	Opponent	Score	Att.
12/02/2023	at Miami (FL)	L 49-62	7972
12/30/2023	Virginia	W 76-54	7784
01/03/2024	NC State	L 52-54	4727
01/06/2024	Duke	L 59-67	8066
01/09/2024	at Georgia Tech	Wot 75-68	3729
01/13/2024	Florida St.	L 58-67	6427
01/15/2024	at Boston College	L 59-63	6348
01/24/2024	Miami (FL)	L 61-73	5948
01/27/2024	Boston College	L 58-61	6593
01/31/2024	at Virginia	L 53-65	13947
02/03/2024	at Pittsburgh	L 60-70	10864
02/07/2024	at Duke	L 53-71	9314
02/10/2024	Virginia Tech	W 74-66	7394
02/14/2024	Georgia Tech	W 58-55	4589
02/21/2024	at Louisville	W 72-50	11342
02/24/2024	at Syracuse	L 85-88	25194
02/27/2024	Wake Forest	W 70-65	4698
03/02/2024	Clemson	W 69-62	7313
03/05/2024	at North Carolina	L 51-84	21750
03/09/2024	at Virginia Tech	L 76-82	8925



## 2023-24 Notre Dame Men's Basketball NOTRE DAME HIGHS & LOWS

### Notre Dame - Game Highs

POINTS	86	Western Mich. (12/05/2023)
	85	at Syracuse (02/24/2024)
	84	vs Georgia Tech (N) (03/12/2024)
	76	at Virginia Tech (03/09/2024)
	76	Virginia (12/30/2023)
FIELD GOALS MADE	32	at Syracuse (02/24/2024)
	29	Western Mich. (12/05/2023)
FIELD GOAL ATTEMPTS	66	Georgetown (12/16/2023)
	65	at Louisville (02/21/2024)
FIELD GOAL PERCENTAGE	.615 (32-52)	at Syracuse (02/24/2024)
	.592 (29-49)	Western Mich. (12/05/2023)
3 PT FG MADE	13	UMES (11/22/2023)
	12	vs Georgia Tech (N) (03/12/2024)
	12	at Syracuse (02/24/2024)
	12	at Louisville (02/21/2024)
3 PT FG ATTEMPTS	35	at Marquette (12/09/2023)
	34	Miami (FL) (01/24/2024)
3 PT FG PERCENTAGE	.571 (12-21)	at Syracuse (02/24/2024)
	.522 (12-23)	vs Georgia Tech (N) (03/12/2024)
FREE THROWS MADE	19	Wake Forest (02/27/2024)
	19	at Georgia Tech (01/09/2024)
	19	Western Mich. (12/05/2023)
FREE THROW ATTEMPTS	25	Western Mich. (12/05/2023)
	22	Wake Forest (02/27/2024)
	22	Georgia Tech (02/14/2024)
FREE THROW PERCENTAGE	.905 (19-21)	at Georgia Tech (01/09/2024)
	.900 (18-20)	Marist (12/22/2023)
REBOUNDS	48	at Georgia Tech (01/09/2024)
	44	at Boston College (01/15/2024)
ASSISTS	18	UMES (11/22/2023)
	16	vs Georgia Tech (N) (03/12/2024)
	16	at Syracuse (02/24/2024)
STEALS	12	at Marquette (12/09/2023)
	9	Miami (FL) (01/24/2024)
	9	vs Auburn (N) (11/16/2023)
BLOCKED SHOTS	6	at Duke (02/07/2024)
	5	Duke (01/06/2024)
	5	The Citadel (12/19/2023)
TURNOVERS	19	at Marquette (12/09/2023)
	18	at Virginia (01/31/2024)
FOULS	22	at Virginia Tech (03/09/2024)
	22	Duke (01/06/2024)

### Notre Dame - Game Lows

POINTS	45	The Citadel (12/19/2023)
	49	at Miami (FL) (12/02/2023)
	51	at North Carolina (03/05/2024)
	52	NC State (01/03/2024)
	53	at Duke (02/07/2024)
	53	at Virginia (01/31/2024)
	53	at South Carolina (11/28/2023)
FIELD GOALS MADE	17	The Citadel (12/19/2023)
	17	at South Carolina (11/28/2023)
FIELD GOAL ATTEMPTS	43	at Virginia (01/31/2024)
	44	Marist (12/22/2023)
FIELD GOAL PERCENTAGE	.266 (17-64)	The Citadel (12/19/2023)
	.286 (18-63)	at Miami (FL) (12/02/2023)
3 PT FG MADE	2	vs Auburn (N) (11/16/2023)
	3	The Citadel (12/19/2023)
	3	Niagara (11/06/2023)
3 PT FG ATTEMPTS	16	Marist (12/22/2023)
	17	at Virginia Tech (03/09/2024)
	17	Niagara (11/06/2023)
3 PT FG PERCENTAGE	.077 (2-26)	vs Auburn (N) (11/16/2023)
	.125 (3-24)	The Citadel (12/19/2023)
FREE THROWS MADE	3	Florida St. (01/13/2024)
	4	at Virginia (01/31/2024)
FREE THROW ATTEMPTS	6	at Virginia (01/31/2024)
	6	Miami (FL) (01/24/2024)
FREE THROW PERCENTAGE	.273 (3-11)	Florida St. (01/13/2024)
	.500 (8-16)	Duke (01/06/2024)
REBOUNDS	28	at Virginia Tech (03/09/2024)
	28	at Pittsburgh (02/03/2024)
	28	at Virginia (01/31/2024)
ASSISTS	5	Duke (01/06/2024)
	6	The Citadel (12/19/2023)
STEALS	1	at Boston College (01/15/2024)
	2	at North Carolina (03/05/2024)
	2	at Duke (02/07/2024)
	2	NC State (01/03/2024)
	2	at South Carolina (11/28/2023)
	2	Western Caro. (11/11/2023)
BLOCKED SHOTS	0	vs Georgia Tech (N) (03/12/2024)
	0	Clemson (03/02/2024)
	0	at Syracuse (02/24/2024)
	0	Virginia Tech (02/10/2024)
	0	at Virginia (01/31/2024)
TURNOVERS	6	Wake Forest (02/27/2024)
	6	Georgia Tech (02/14/2024)



## 2023-24 Notre Dame Men's Basketball OPPONENT HIGHS & LOWS

### Opponent - Game Highs

<b>POINTS</b>	88	at Syracuse (02/24/2024)
	84	at North Carolina (03/05/2024)
	83	vs Auburn (N) (11/16/2023)
	82	at Virginia Tech (03/09/2024)
	80	vs Georgia Tech (N) (03/12/2024)
<b>FIELD GOALS MADE</b>	34	at Syracuse (02/24/2024)
	32	at North Carolina (03/05/2024)
<b>FIELD GOAL ATTEMPTS</b>	72	at Georgia Tech (01/09/2024)
	71	at North Carolina (03/05/2024)
<b>FIELD GOAL PERCENTAGE</b>	.534 (31-58)	vs Auburn (N) (11/16/2023)
	.531 (34-64)	at Syracuse (02/24/2024)
<b>3 PT FG MADE</b>	13	at Virginia (01/31/2024)
	11	at North Carolina (03/05/2024)
	11	at Georgia Tech (01/09/2024)
<b>3 PT FG ATTEMPTS</b>	35	at Georgia Tech (01/09/2024)
	29	at Virginia Tech (03/09/2024)
	29	at North Carolina (03/05/2024)
<b>3 PT FG PERCENTAGE</b>	.520 (13-25)	at Virginia (01/31/2024)
	.455 (10-22)	Georgetown (12/16/2023)
<b>FREE THROWS MADE</b>	20	at South Carolina (11/28/2023)
	19	at Virginia Tech (03/09/2024)
<b>FREE THROW ATTEMPTS</b>	26	at South Carolina (11/28/2023)
	25	at Duke (02/07/2024)
<b>FREE THROW PERCENTAGE</b>	.923 (12-13)	at Marquette (12/09/2023)
	.867 (13-15)	Florida St. (01/13/2024)
<b>REBOUNDS</b>	47	at North Carolina (03/05/2024)
	43	at Duke (02/07/2024)
	43	Western Caro. (11/11/2023)
<b>ASSISTS</b>	22	vs Auburn (N) (11/16/2023)
	21	at Virginia (01/31/2024)
<b>STEALS</b>	11	UMES (11/22/2023)
	10	at Syracuse (02/24/2024)
	10	at Duke (02/07/2024)
	10	at Georgia Tech (01/09/2024)
	10	Marist (12/22/2023)
<b>BLOCKED SHOTS</b>	7	Florida St. (01/13/2024)
	6	at Virginia Tech (03/09/2024)
	6	at North Carolina (03/05/2024)
	6	at Louisville (02/21/2024)
	6	at Duke (02/07/2024)
<b>TURNOVERS</b>	16	UMES (11/22/2023)
	15	Miami (FL) (01/24/2024)
	15	Georgetown (12/16/2023)
<b>FOULS</b>	18	Wake Forest (02/27/2024)
	18	Western Mich. (12/05/2023)
	18	at South Carolina (11/28/2023)

### Opponent - Game Lows

<b>POINTS</b>	50	at Louisville (02/21/2024)
	54	NC State (01/03/2024)
	54	Virginia (12/30/2023)
	55	Georgia Tech (02/14/2024)
	55	UMES (11/22/2023)
<b>FIELD GOALS MADE</b>	19	at Louisville (02/21/2024)
	19	NC State (01/03/2024)
<b>FIELD GOAL ATTEMPTS</b>	48	Georgia Tech (02/14/2024)
	49	at Pittsburgh (02/03/2024)
<b>FIELD GOAL PERCENTAGE</b>	.288 (19-66)	NC State (01/03/2024)
	.339 (19-56)	at Louisville (02/21/2024)
<b>3 PT FG MADE</b>	2	Virginia (12/30/2023)
	3	NC State (01/03/2024)
<b>3 PT FG ATTEMPTS</b>	11	Virginia (12/30/2023)
	14	Florida St. (01/13/2024)
<b>3 PT FG PERCENTAGE</b>	.176 (3-17)	NC State (01/03/2024)
	.179 (5-28)	Clemson (03/02/2024)
<b>FREE THROWS MADE</b>	3	at Georgia Tech (01/09/2024)
	4	at Virginia (01/31/2024)
<b>FREE THROW ATTEMPTS</b>	6	at Virginia (01/31/2024)
	7	at Georgia Tech (01/09/2024)
<b>FREE THROW PERCENTAGE</b>	.429 (3-7)	at Georgia Tech (01/09/2024)
	.500 (8-16)	at Louisville (02/21/2024)
<b>REBOUNDS</b>	23	vs Georgia Tech (N) (03/12/2024)
	25	at Syracuse (02/24/2024)
	25	at Virginia (01/31/2024)
	25	Marist (12/22/2023)
<b>ASSISTS</b>	5	NC State (01/03/2024)
	7	Marist (12/22/2023)
<b>STEALS</b>	2	Clemson (03/02/2024)
	2	at Louisville (02/21/2024)
	2	at Pittsburgh (02/03/2024)
<b>BLOCKED SHOTS</b>	0	Virginia Tech (02/10/2024)
	0	at Marquette (12/09/2023)
<b>TURNOVERS</b>	3	at Boston College (01/15/2024)
	4	NC State (01/03/2024)
<b>FOULS</b>	7	at Louisville (02/21/2024)
	8	Miami (FL) (01/24/2024)



# 2023-24 Notre Dame Men's Basketball

## INDIVIDUAL HIGHS

### Notre Dame - Individual Game Highs

<b>POINTS</b>	31	Markus Burton vs Wake Forest (02/27/2024)
	29	Markus Burton vs Niagara (11/06/2023)
	28	Markus Burton at Syracuse (02/24/2024)
	25	Braeden Shrewsberry at Georgia Tech (01/09/2024)
	24	Markus Burton at Virginia Tech (03/09/2024)
<b>FIELD GOALS MADE</b>	11	Markus Burton vs Niagara (11/06/2023)
	10	Markus Burton at Syracuse (02/24/2024)
<b>FIELD GOAL ATTEMPTS</b>	21	Markus Burton vs Duke (01/06/2024)
	20	Markus Burton at Virginia Tech (03/09/2024)
	20	Markus Burton at Syracuse (02/24/2024)
	20	Markus Burton vs Georgetown (11/16/2023)
	20	Markus Burton vs Auburn (11/16/2023)
	20	Markus Burton vs Niagara (11/06/2023)
<b>FIELD GOAL PERCENTAGE (min 5 made)</b>	.833 (5-6)	Markus Burton vs Western Mich. (12/05/2023)
	.750 (6-8)	Tae Davis at Pittsburgh (02/03/2024)
	.750 (6-8)	J.R. Koniczny vs Virginia (12/30/2023)
	.750 (6-8)	Julian Roper II vs Western Mich. (12/05/2023)
<b>3 PT FG MADE</b>	7	Braeden Shrewsberry at Louisville (02/21/2024)
	6	Braeden Shrewsberry at Syracuse (02/24/2024)
<b>3 PT FG ATTEMPTS</b>	11	Braeden Shrewsberry at Louisville (02/21/2024)
	10	Braeden Shrewsberry at Miami (FL) (12/02/2023)
<b>3 PT FG PERCENTAGE (min 2 made)</b>	1.000 (2-2)	Julian Roper II at Virginia Tech (03/09/2024)
	1.000 (2-2)	Julian Roper II at Syracuse (02/24/2024)
	1.000 (2-2)	Matt Zona vs NC State (01/03/2024)
<b>FREE THROWS MADE</b>	11	Markus Burton vs Wake Forest (02/27/2024)
	9	Kebba Njie vs Georgia Tech (NI) (03/12/2024)
<b>FREE THROW ATTEMPTS</b>	11	Markus Burton vs Wake Forest (02/27/2024)
	10	Kebba Njie vs Georgia Tech (NI) (03/12/2024)
<b>FREE THROW PERCENTAGE (min 3 made)</b>	1.000 (11-11)	Markus Burton vs Wake Forest (02/27/2024)
	1.000 (8-8)	Tae Davis vs Clemson (03/02/2024)
	1.000 (7-7)	J.R. Koniczny vs Western Mich. (12/05/2023)
	1.000 (6-6)	Tae Davis vs Boston College (01/27/2024)
	1.000 (6-6)	Braeden Shrewsberry at Georgia Tech (01/09/2024)
	1.000 (6-6)	Tae Davis vs Marist (12/22/2023)
	1.000 (6-6)	Markus Burton vs Niagara (11/06/2023)
	1.000 (5-5)	Tae Davis at Virginia Tech (03/09/2024)
	1.000 (4-4)	Tae Davis vs Georgia Tech (02/14/2024)
	1.000 (4-4)	Markus Burton vs Virginia Tech (02/10/2024)
	1.000 (4-4)	Tae Davis at Duke (02/07/2024)
	1.000 (4-4)	Tae Davis at Pittsburgh (02/03/2024)
	1.000 (4-4)	Kebba Njie at Georgia Tech (01/09/2024)
	1.000 (4-4)	Kebba Njie vs NC State (01/03/2024)
	1.000 (4-4)	Kebba Njie vs Virginia Tech (02/10/2024)
	1.000 (4-4)	Braeden Shrewsberry vs Marist (12/22/2023)
	1.000 (4-4)	Markus Burton vs Western Caro. (11/11/2023)
	1.000 (3-3)	Kebba Njie vs Virginia Tech (02/10/2024)

### Notre Dame - Individual Game Highs

<b>ASSISTS</b>	8	Markus Burton vs Georgia Tech (NI) (03/12/2024)
	8	Markus Burton at Syracuse (02/24/2024)
	8	Markus Burton vs Virginia Tech (02/10/2024)
	8	Markus Burton vs Virginia (12/30/2023)
<b>STEALS</b>	6	Markus Burton vs Virginia Tech (02/10/2024)
	5	Markus Burton vs Georgia Tech (02/14/2024)
<b>BLOCKED SHOTS</b>	3	Kebba Njie at Louisville (02/21/2024)
	3	Carey Booth at Duke (02/07/2024)
	3	Kebba Njie at South Carolina (11/29/2023)
<b>TURNOVERS</b>	8	Markus Burton vs Miami (FL) (01/24/2024)
	7	Markus Burton at Boston College (01/15/2024)
<b>FOULS</b>	5	Kebba Njie vs Clemson (03/02/2024)
	5	Tae Davis at Duke (02/07/2024)
	5	Tae Davis vs Oklahoma St. (NI) (11/17/2023)

### Opponent - Individual Game Highs

<b>POINTS</b>	33	Norchad Omier vs Miami (FL) (01/24/2024)
	29	Meechie Johnson at South Carolina (11/28/2023)
	29	Javon Small vs Oklahoma St. (NI) (11/17/2023)
	28	Sean Pedulla at Virginia Tech (03/09/2024)
	25	Miles Kelly at Georgia Tech (01/09/2024)
<b>FIELD GOALS MADE</b>	12	Sean Pedulla at Virginia Tech (03/09/2024)
	11	Norchad Omier vs Miami (FL) (01/24/2024)
<b>FIELD GOAL ATTEMPTS</b>	21	Sean Pedulla at Virginia Tech (03/09/2024)
	21	Miles Kelly at Georgia Tech (01/09/2024)
<b>FIELD GOAL PERCENTAGE (min 5 made)</b>	.875 (7-8)	Sky Clark at Louisville (02/21/2024)
	.857 (12-14)	Norchad Omier vs Miami (FL) (01/24/2024)
	.857 (6-7)	Quentin Millora-Brown vs The Citadel (12/19/2023)
<b>3 PT FG MADE</b>	7	Miles Kelly at Georgia Tech (01/09/2024)
	6	Jacob Groves at Virginia (01/31/2024)
<b>3 PT FG ATTEMPTS</b>	15	Miles Kelly at Georgia Tech (01/09/2024)
	11	Hunter Cattoor vs Virginia Tech (02/10/2024)
<b>3 PT FG PERCENTAGE (min 2 made)</b>	1.000 (4-4)	Sky Clark at Louisville (02/21/2024)
	1.000 (2-2)	Armando Bacot at North Carolina (03/05/2024)
	1.000 (2-2)	Jalen Washington at North Carolina (03/05/2024)
	1.000 (2-2)	Mark Mitchell vs Duke (01/06/2024)
	1.000 (2-2)	Yaw Obeng-Mensah vs Niagara (11/06/2023)
<b>FREE THROWS MADE</b>	11	Vontarius Woolbright vs Western Caro. (11/11/2023)
	9	Jeremy Roach vs Duke (01/06/2024)
	9	Javon Small vs Oklahoma St. (NI) (11/17/2023)
<b>FREE THROW ATTEMPTS</b>	12	Vontarius Woolbright vs Western Caro. (11/11/2023)
	9	Mark Mitchell at Duke (02/07/2024)
	9	Norchad Omier vs Miami (FL) (01/24/2024)
	9	Jeremy Roach vs Duke (01/06/2024)
	9	Javon Small vs Oklahoma St. (NI) (11/17/2023)
<b>FREE THROW PERCENTAGE (min 3 made)</b>	1.000 (9-9)	Jeremy Roach vs Duke (01/06/2024)
	1.000 (9-9)	Javon Small vs Oklahoma St. (NI) (11/17/2023)
	1.000 (8-8)	Oso Ighodaro at Marquette (12/09/2023)
	1.000 (6-6)	Rowan Brumbaugh vs Georgetown (12/16/2023)
	1.000 (5-5)	Tyler Nickel at Virginia Tech (03/09/2024)
	1.000 (5-5)	Mark Mitchell vs Duke (01/06/2024)
	1.000 (4-4)	Hunter Cattoor at Virginia Tech (03/09/2024)
	1.000 (4-4)	Caleb Foster at Duke (02/07/2024)
	1.000 (4-4)	Jaeden Zackery vs Boston College (01/27/2024)
	1.000 (4-4)	Mohamed Diarra vs NC State (01/03/2024)
	1.000 (4-4)	Jaden Daughtry vs Marist (12/22/2023)
	1.000 (4-4)	Madison Durr vs The Citadel (12/19/2023)
	1.000 (4-4)	Tyler Kolek at Marquette (12/09/2023)
	1.000 (4-4)	Jacobi Wright at South Carolina (11/28/2023)
	1.000 (3-3)	Miles Kelly vs Georgia Tech (NI) (03/12/2024)
	1.000 (3-3)	Nathan George vs Georgia Tech (NI) (03/12/2024)
	1.000 (3-3)	Joseph Girard III vs Clemson (03/02/2024)
	1.000 (3-3)	Jaeden Zackery at Boston College (01/15/2024)
	1.000 (3-3)	Baba Miller vs Florida St. (01/13/2024)
<b>REBOUNDS</b>	14	Harrison Ingram at North Carolina (03/05/2024)
	14	Ian Scheffelin vs Clemson (03/03/2024)
	14	Mark Mitchell vs Duke (01/06/2024)
<b>ASSISTS</b>	11	Nathan George at Georgia Tech (01/09/2024)
	7	Nathan George vs Georgia Tech (NI) (03/12/2024)
	7	Tyler Kolek at Marquette (12/09/2023)
	7	Nigel Park at Miami (FL) (12/02/2023)

### Opponent - Individual Game Highs

<b>STEALS</b>	4	Reece Beekman at Virginia (01/31/2024)
	4	Jamir Watkins vs Florida St. (01/13/2024)
	4	Jeremy Roach vs Duke (01/06/2024)
	4	Elijah Morgan vs The Citadel (12/19/2023)
	4	Matthew Cleveland at Miami (FL) (12/02/2023)
<b>BLOCKED SHOTS</b>	4	Charles Lampien vs Western Caro. (11/11/2022)
	3	Robbie Beran at Virginia Tech (03/09/2024)
	3	Federiko Federiko at Pittsburgh (02/03/2024)
	3	Baba Miller vs Florida St. (01/13/2024)
	3	Kyle Filipowski vs Duke (01/06/2024)
<b>TURNOVERS</b>	6	Sean Pedulla vs Virginia Tech (02/10/2024)
	5	Reece Beekman at Virginia (01/31/2024)
	5	Norchad Omier vs Miami (FL) (01/24/2024)
	5	Reece Beekman vs Virginia (12/30/2023)
	5	Dontrez Styles vs Georgetown (12/16/2023)
	5	Norchad Omier at Miami (FL) (12/02/2023)
	5	Javon Small vs Oklahoma St. (NI) (11/17/2023)
<b>FOULS</b>	5	Cameron Hildreth vs Wake Forest (02/27/2024)
	5	Carlton Carrington at Pittsburgh (02/03/2024)
	5	Quinten Post vs Boston College (01/27/2024)
	5	B. Artis White vs Western Mich. (12/05/2023)
	5	Brandon Garrison vs Oklahoma St. (NI) (11/17/2023)
	5	Chaney Johnson vs Auburn (NI) (11/16/2023)
	5	Harlan Obihola vs Niagara (11/06/2023)



## 2023-24 Notre Dame Men's Basketball LAST TIME NOTRE DAME...

### NOTRE DAME RECORDED A ...

	Score	Opponent	Date
1-Point win	73-72	vs Georgia Tech (OT)	1/10/23
20-Point win	72-50	at Louisville	2/21/24
Consecutive 20-Point wins	79-58	Wake Forest	2/2/21
	84-58	at Pittsburgh	1/30/21
30-Point win	90-56	Georgia Tech	2/26/22
30-Point ACC win	90-56	Georgia Tech	2/26/22
40-Point win	92-49	Seattle	11/16/16
50-Point win	107-53	North Carolina A&T	12/4/16
30-Point loss	51-84	vs. #7 North Carolina	3/5/24
15-Point rally	93-89	at Duke	2/9/21
20-Point rally	71-65	vs. Virginia Tech (2nd half)	3/17/18
last-second shot win	89-87	vs. Rutgers (Atkinson Jr. lay up, 1.4)	3/16/22
last-10-second win	79-76	vs Radford (Ryan layup 9.5 sec)	11/10/22
overtime game	75-68	at Georgia Tech	1/9/24
multi-overtime game	89-87	vs. Rutgers (2OT)	3/16/22
overtime victory	75-68	at Georgia Tech	1/9/24
5-game win streak	5 games	11/10/22 to 11/22/22	
10-game win streak	11 games	11/26/14 through 1/5/15	
15-game win streak	18 games	12/31/53 through 3/9/54	
5-game loss streak	7	1/13/24 through 2/7/24	

### NOTRE DAME SHOT ...

	% see 60	FGM-FGA	Opponent	Date
55% on FGs				
55% on FGs, consecutive games	.552	32-58	at Duke	2/9/21
	.593	32-64	at Georgia Tech	2/6/21
60% on FGs	.615	32-52	at Syracuse	2/24/24
65% on FGs	.660	35-53	at Boston College	2/21/15
65% on FGs, first half	.696	16-23	Virginia	12/30/23
55% on 3FGs (10+ att)	.571	12-21	at Syracuse	2/24/24
60% on 3FGs (10+ att)	.625	10-16	vs. Alabama	3/18/22
70% on 3FGs (10+ att)	.714	15-21	at Florida State	1/18/17
90% on FTs (10+ att)	.905	19-21	at Georgia Tech	1/9/24
100% on FTs (10+ att)	1.000	14-14	North Carolina A&T	12/4/16

### NOTRE DAME ...

	Pts	ND-Opp	Opponent	Date
Scored 100 points	110	110-71	Detroit Mercy	12/10/19
Scored 110 points	110	110-71	Detroit Mercy	12/10/19
Scored 100 points on the road	103	103-84	at Providence	2/21/09
Scored 100 points at a neutral site	100	100-77	vs. Houston	3/12/78
Scored 100 points and lost	106	106-119	vs. Houston	3/20/71
Allowed 100 points	101	59-101	vs. North Carolina	3/10/21
Scored less than 50 points	45	17-64	Citadel	12/19/23
Allowed less than 40 points	39	82-39	Binghamton	11/14/14

	Stat	59-43	Opponent	Date
Allowed less than 50 points	43	59-43	Jacksonville	12/27/22
Made 40 FGs	41	41-59	Detroit Mercy	12/10/19
Made 10 or more 3FGs	10	10-28	Clemson	3/2/24
Made 15 or more 3FGs	15-37	15-37	at Syracuse	1/14/23
Made 15 or more 3FGs in consecutive games	20-39	20-39	Detroit Mercy	12/10/19
	15-39	15-39	UCLA	12/14/19
Made 10 3FGs in a half	.667	10-15	at Syracuse (2nd Half)	2/24/24
Made 20 3FGs	.513	20-39	Detroit Mercy	12/10/19
Made 30 free throws	94.7%	36-38	UIC	11/6/18
Had 15 or more assists in 1st half	15		at Syracuse	2/20/21
Had 15 or more assists in 2nd half	16		Detroit Mercy	12/10/19
Had 20 or more assists	21		at Syracuse	1/14/23
Had 25 or more assists	26		at Syracuse	1/4/20
Had 30 or more assists	33		Detroit Mercy	12/10/19
Had 15 offensive rebounds	16		Georgia Tech	2/14/24
Had 20 offensive rebounds	22		Marshall	11/15/19
Had 25 offensive rebounds	26		Louisville (2 OT)	1/16/18
Had 45 total rebounds	48		at Georgia Tech	1/9/24
Had 50 total rebounds	54		High Point	11/16/21
Doubled opponent rebound total	34/15		Bellarmine	12/23/20
Allowed zero offensive rebounds	0		Bellarmine	12/23/20
Committed 5 turnovers or less	4		Wake Forest	2/4/23
Committed 25 turnovers	26		at Villanova	2/8/00
Forced 15 turnovers	15		Miami	1/24/24
Forced 20 turnovers	21		Toledo (OT)	
Forced 25 turnovers	30		New Hampshire	11/16/01

### NOTRE DAME ...

	Opponent	Date	Player	Stat
5 double-figure scorers	vs Pitt	3/1/23	Trey Wertz	14
			Nate Laszewski	14
			Cormac Ryan	20
			Marcus Hammond	20
			Dane Goodwin	12
6 double-figure scorers	Boston College (OT)	2/16/22	Dane Goodwin	23
			Blake Wesley	18
			Nate Laszewski	16
			Paul Atkinson Jr.	13
7 double-figure scorers	North Carolina A&T	12/4/16	Prentiss Hubb	13
			Cormac Ryan	12
			V.J. Beachem	19
			Matt Ryan	17
			Matt Farrell	15
			Steve Vasturia	13
			T.J. Gibbs	12
4 players score 15 points	Ohio State	12/8/20	Rex Pflueger	10
			Bonzie Colson	10
			Prentiss Hubb	26
			Nate Laszewski	17
2 double-figure rebounders	See 3		Dane Goodwin	16
			Cormac Ryan	15



## 2023-24 Notre Dame Men's Basketball

# LAST TIME NOTRE DAME...

3 double-figure rebounders	at Boston College	1/15/24	Carey Booth	13
			Kebba Njie	10
			Julian Roper II	10
2 players with 10 or more assists	Chicago State	11/26/12	Eric Atkins	11
			Jerian Grant	10
3 players with 5 or more assists	Fairleigh Dickinson	11/26/29	T.J. Gibbs	5
			Rex Pflueger	5
			Prentiss Hubb	5
2 players with double-doubles	at Georgia Tech	1/9/24	J.R. Konieczny	10 pts, 11 reb
			Tae Davis	10 pts, 10 reb
3 players with double-doubles	High Point	11/16/21	Paul Atkinson Jr.	19 pts, 11 reb
			Nate Laszewski	10 pts, 16 reb
			Dane Goodwin	12 pts, 11 reb
2 players with 5 or more 3FGM	at Syracuse	1/30/21	Prentiss Hubb	5-7
			Cormac Ryan	5-6
3 players with 3 or more 3FGM	at Louisville	1/22/22	Blake Wesley	3-4
			Prentiss Hubb	3-5
			Dane Goodwin	3-5
			Trey Wertz	3-3
2 30-point scorers	Villanova	2/28/11	Ben Hansbrough	30
			Tim Abromaitis	30
2 20-point scorers	vs. Georgia Tech	3/12/24	Braeden Shrewsberry	23
			Markus Burton	21
3 20-point scorers	at Syracuse	1/4/20	John Mooney	28
			Prentiss Hubb	22
			T.J. Gibbs	21
A player ejected	St. Francis Brooklyn	12/3/17	Bonzie Colson	Flagrant 2
A coach ejected	St. Francis Brooklyn	12/3/17	Mike Brey	elbow
9 different players with a three-pointer	Maryland Eastern Shore	11/22/23		

40-49 points	40	Luke Harangody	at Louisville	2/28/08
50+ points	52	Austin Carr	vs. TCU	3/13/71
15-19 rebounds	17	Paul Atkinson Jr.	Syracuse	2/23/22
20+ rebounds	20	John Mooney	Clemson	3/6/19
a double-double off the bench	18 pts, 11 reb	J.R. Konieczny	vs Auburn	11/16/23
consecutive double-doubles	12 pts, 10 reb	J.R. Konieczny	at Miami	12/2/23
	19 pts, 10 reb		Western Michigan	12/5/23
12 consecutive double-doubles	12	John Mooney	FDU, MD, BC, Det Mercy, UCLA, Indiana, AA&M, Syracuse, NC State, Lville, at GT, Syracuse	11/26/19 - 1/22/20
a triple-double	24 pts, 11 ast, 11 stls	Chris Thomas &	New Hampshire	11/16/01
15+ point, 5+ assists, 5+ steals	18 pts, 5 ast, 5 stl	Markus Burton	Georgia Tech	2/14/24
20+ points, 5+ rebounds, 5+ assists	21 pts, 5 reb, 8 ast	Markus Burton	vs. Georgia Tech	3/12/24
20 pts, 10 reb	28 pts, 12 reb	Nate Laszewski	Radford	11/10/22
25 pts, 15 reb	28 pts, 16 reb	John Mooney	Marshall	11/15/19
20 pts, 20 reb	25 pts, 20 reb	Troy Murphy	at Seton Hall	1/8/01
20 pts, 10 ast	22 pts, 10 ast	Matt Farrell	vs. Purdue	12/17/16
10+ assists	10	Prentiss Hubb	Syracuse	2/23/22
5-9 blocks	5	Juwon Durham	Alabama A&M	12/29/19
10+ blocks	11	Jordan Cornette	Belmont	11/17/02
5-9 steals	5	Markus Burton	Georgia Tech	2/14/24
10+ steals	11	Chris Thomas	New Hampshire	11/16/01
10+ offensive rebounds	11	Martinas Geben #	Louisville (20T)	1/13/16
6 3FGs	6-9	Braeden Shrewsberry	at Syracuse	2/24/24
7 3FGs	7-11	Braeden Shrewsberry	at Louisville	2/21/24
8 3FGs	8-15	Colin Falls	vs. Syracuse	3/8/07
9 3FGs	9-13	Tim Abromaitis	Villanova	2/28/11
10 3FGs	10-12	Matt Farrell	at Boston College	2/17/18
5 consecutive 3FGs without a miss	6 (went 6-6)	Cormac Ryan	#20 Michigan St	11/30/22
9 consecutive 3FGs without a miss	9-9	Matt Farrell	at Boston College	2/17/18
2 consecutive 20-pt games		See 3		
3 consecutive 20-pt games	28	Markus Burton	at Syracuse	2/24/24
	31		Wake Forest	2/27/24
	21		Clemson	3/2/24
5 consecutive 20-pt games	32	Ben Hansbrough (5)	Providence	2/23/11
	21		Seton Hall	2/26/11
	30		Villanova	2/28/11
	21		Connecticut	3/5/11
	23		Cincinnati	3/10/11
fouled out	5	Dom Campbell	at North Carolina	1/7/23
Scored 15 or more consecutive points	17	Dane Goodwin	at Duke	2/14/23

### AN OPPOSING PLAYER HAD ...

Stat	Player	Opponent	Date
25+ points	Sean Pedulla	Virginia Tech	3/9/24
30+ points	Norchad Omier	Miami	1/24/24
35+ points	Jerome Robinson	Boston College	2/6/18
40+ points	Jerome Robinson	Boston College	2/6/18
45+ points	Jerome Robinson	Boston College	2/6/18
50+ points	Marshon Brooks	Providence	2/23/11
16 rebounds	Matthew Cleveland	Florida State	1/17/23
20 rebounds	DeJuan Blair	Pittsburgh	1/31/09
2 players w/ double-double	Armando Bacot	North Carolina	2/22/23
a triple-double	Pete Nance	Connecticut	2/21/06
18 pts, 10 reb, 13 ast	Marcus Williams	Miami	1/24/24
20 pts, 10 reb	Norchad Omier	Pittsburgh	1/31/09
20 pts, 20 reb	DeJuan Blair	Virginia	1/31/24
6 3FGs	Jacob Groves	Georgia Tech	1/9/24
10 assists	Naithan George	Connecticut	1/5/08
10 blocks	Hasheem Thabeet	Temple	1/29/89
10 steals	Mark Macon		
	Armando Bacot		
3 players w/ double-digit reb.	Pete Nance	North Carolina	2/22/23
	Leaky Black		
	Ismael Massoud		
5 players with double-digit points	Dontrez Styles	Georgetown	12/16/23
	Rowan Brumbaugh		
	Jay Heath		
	Drew Fielder		

### AN IRISH PLAYER HAD ...

Stat	Player	Opponent	Date
20 or more pts in a half	Markus Burton	at Syracuse	2/24/24
20 or more pts in 1st half	Nate Laszewski	Virginia Tech	2/11/23
20 or more pts in 2nd half	Markus Burton	at Syracuse	2/24/24
25-29 points	See 30		
30-39 points	Markus Burton	Wake Forest	2/27/24



## 2023-24 Notre Dame Men's Basketball HEAD COACH



### MICAH SHREWSBERRY GLENN & STACEY MURPHY HEAD COACH

@Coach\_Shrews

1st Season at Notre Dame  
3rd as a Head Coach at DI Level

An Indiana native has come home to kick start a new era of Notre Dame men's basketball. Vice President and James E. Rohr Notre Dame Director of Athletics Jack Swarbrick announced Micah Shrewsberry as the 18th head coach in Fighting Irish men's basketball history on March 23, 2023.

"We are so excited to have Coach (Shrewsberry) join the Notre Dame family," Swarbrick said. "Throughout this process, it reaffirmed for me that this job was among the best in the country as we had many great candidates express interest."

"During our two month process, we weekly reviewed our candidate pool and each week he (Micah) stayed at the top of our list due to his fit at the University and his commitment to the student-athlete experience. Not only do his personal & family values align with the University, but his dedication to the development of each member of his program as well."

Shrewsberry is fresh off a historic turnaround as the head coach at Penn State. After a 14-17 first season, Shrewsberry produced a 23-14 mark in 2022-23, just the 12th 20-win season in the 127-year history of Penn State basketball. Furthermore, he collected more Big Ten wins (17) in his first two seasons than any other Penn State head coach.

Shrewsberry brings a wealth of experience and success to the helm of the Notre Dame program. All-in-all he's coached in six NCAA Tournaments, two NCAA Final Fours, five NBA Playoffs and two NBA Conference Finals – in addition to coaching all-NBA honorees Jayson Tatum and Jaylen Brown.

"I'm very excited to be joining the University of Notre Dame family," Shrewsberry said. "The combination of top notch academics, plus a long storied history of success on the basketball court, made this a very attractive job for me. The power of the Notre Dame brand, and the passionate alumni family, will allow us to recruit the brightest student-athletes from coast to coast. I can't wait to get to campus and begin connecting with the students, faculty and staff which make this place special."

Shrewsberry and Penn State captured the nation's attention in late February and into March, going 9-3 over their last 12 games, which included six Quad 1 wins. Shrewsberry then made plenty of noise in the 2023 Big Ten Tournament in Chicago, defeating No. 7 Illinois, No. 2 Northwestern and No. 3 Indiana to reach the championship game as the No. 10 seed.

It marked the program's second-ever Big Ten title game appearance. Penn State was just the third double-digit seed to reach the Big Ten Tournament championship game and the first since 2008.

The Nittany Lions then made their first appearance in the NCAA Tournament since 2011. In the first round, Shrewsberry and the Nittany Lions knocked off No. 7 seed and SEC Tournament runner-up Texas A&M, winning the program's first NCAA Tournament game since 2001.

In year one at Penn State, Shrewsberry engineered the Big Ten's best scoring defense and guided the squad to their best defensive season (65.0 points allowed per game) in 11 years. The Nittany Lions advanced to the quarterfinal round of the Big Ten Tournament after winning two postseason games, making Shrewsberry one of just two first-year Big Ten coaches since 2008 to win two Big Ten Tournament games.

Recruiting-wise, Shrewsberry made an instant splash in Happy Valley. In his first year, Shrewsberry signed the highest-ranked recruiting class in program history, a consensus top-30 class. A year later, he signed his second-straight top-30 recruiting class, marking the first time in program history that the Nittany Lions had signed back-to-back top-30 recruiting classes.

Statistically speaking, the 2022-23 squad set the B1G and Penn State single-season team record for three-pointers made in a season with 385. The Nittany Lions compiled a total of five top-15 national

statistical rankings. In addition, Shrewsberry tutored an Associated Press All-American in Jalen Pickett and a total of three All-Big Ten players during the 2022-23 season.

Prior to his time with Penn State, Shrewsberry experienced two separate stints at Purdue – one as assistant coach from 2011-13 and another as associate head coach from 2019-21. Highlights include the 2020-21 season, in which Shrewsberry helped lead the Boilermakers to a 13-6 fourth-place finish in the Big Ten and an 18-10 overall mark, culminating in an NCAA Tournament at-large bid. Trevion Williams claimed first-team All-Big Ten honors, while Zach Edey and Jaden Ivey were All-Freshman Team selections. Shrewsberry played a major role in recruiting Ivey, who grew up in South Bend and is the son of Karen and Kevin Keyes Family Head Women's Basketball Coach Niele Ivey.

Another highlight from his time in West Lafayette includes the 2011-12 squad that produced a 22-13 record and reached the second round of the NCAA Tournament. Under Shrewsberry, Terone Johnson was one of the most improved players in the B1G, netting accolades from conference and national entities.

In-between his Purdue stints, Shrewsberry spent six seasons (2013-19) with the NBA's Boston Celtics as an assistant coach under Brad Stevens. During his tenure, the Celtics reached the playoffs in five consecutive seasons, including back-to-back appearances in the Eastern Conference Finals in 2017 and 2018.

Shrewsberry played a key role in the development of current NBA stars Brown and Tatum, who were the No. 3 picks in the 2016 and 2017 NBA Drafts, respectively. Tatum was an NBA All-Rookie Team first-team selection, while Brown earned second-team All-Rookie honors.

The Brad Stevens connection was previously made at Butler University, where Shrewsberry spent one year as the director of operations then three as an assistant coach. With Shrewsberry on the sidelines, the Bulldogs compiled an 87-21 record, won two Horizon League regular-season championships and two Horizon League Tournament titles and made three NCAA Tournament appearances – which included back-to-back runs to the national championship game in 2010 and 2011.

Also at Butler, he aided in the development of Gordon Hayward, who was the 2009 Horizon League Newcomer of the Year, the 2010 Horizon League Player of the Year and a 2010 Final Four All-Tournament Team selection. Hayward was the ninth overall pick in the 2010 NBA Draft by the Utah Jazz.

Continuing on Shrewsberry's basketball journey, he spent time as the director of basketball operations at Marshall University (2003-05) and an assistant coach at DePauw University (2001-03) and Wabash College (2000-01). At DePauw, Shrewsberry led the Tigers to a 42-12 record with a pair of conference championships.

Shrewsberry was also the first men's basketball head coach at Indiana University South Bend. Shrewsberry started his coaching career as a graduate assistant at the University of Indianapolis in 1999-2000.

An Indianapolis area native, Shrewsberry earned his bachelor's degree from Hanover College in 1999 and a master's degree from Indiana State in 2003. As a player at Hanover, Shrewsberry was a three-year starting guard and team tri-captain.

He and his wife, Molly, have four children, Braeden, Nicholas, Caitlin and Grace.







1

JULIAN ROPER II JUNIOR || GUARD

Table with social media handles (@juoperii, @JuRoper) and stats (Height: 5-10, Eligibility: Junior, Hometown: Detroit, MI)

Season Highs

Table of Season Highs: Pts (14 vs Western Michigan), Rebs (10 at Boston College), FGM (6 vs Western Michigan), FGA (12 vs Western Carolina), 3FGM (3 at Marquette), 3FGA (6, 3x last vs Florida St), FTM (3, 2x last at Georgia Tech), FTA (4, 2x last vs. Georgetown), Ast (3, 2x last vs Maryland Eastern Shore), Blk (1, 5x last at North Carolina), Stl (3 vs Georgetown)

Career Highs

Table of Career Highs: Pts (14 vs Western Michigan), Rebs (10 at Boston College), FGM (6 vs Western Michigan), FGA (12 vs. Western Carolina), 3FGM (3 at Marquette), 3FGA (6, 3x last vs Florida St), FTM (4, 2x last vs Quinnipiac), FTA (5, 2x last vs Quinnipiac), Ast (3, 2x last vs Maryland Eastern Shore), Blk (4 vs Quinnipiac), Stl (3 vs Georgetown)

Summary table for Double Figure Scoring, 20+ Point Games, Double-Figure Rebounds, and Double-Doubles.

2023-24 GAME-BY-GAME

Large table with columns for Opponent, Date, GS, MIN, FG-FGA, PCT, 3FG-3FGA, PCT, FT-FTA, PCT, Rebounds (OFF, DEF, TOT, AVG), PF, A, TO, BLK, STL, PTS, AVG.

Player Averages

Table with columns: Games Played, Minutes/game, Points/game, FG Pct, 3FG Pct, FT Pct, Rebounds/game, Assists/game, Turnovers/game, Assist/Turnover ratio, Steals/game, Blocks/game.

CAREER STATS

Table with columns: SEASON, TEAM, GP-GS, MIN/AVG, Field Goals (FG-FGA, FG%), 3-Point (3FG-3FGA, 3FG%), F-Throws (FT-FTA, FT%), Rebounds (OFF, DEF, TOT, AVG), Scoring (PF-FO, A, TO, BLK, STL, PTS, AVG).

Junior Season (2023-24)

- Played in 30 games with 12 starts, averaging 23.0 min.
- Energy guy on the court. Happy to see his teammates succeed - first to cheer for them.
- 11 points at Virginia Tech (3/9) in ACC reg. season finale.
- Perfect 3-for-3 from the field which included 2 treys at Syracuse (2/24), good for 8 points.
- 7 points on 3-of-4 shooting, plus 5 boards in win over Virginia Tech on Feb. 10.
- Within a 2-minute span vs. Miami on Jan. 24, Roper II drained a three, took a charge and recorded a block to spark the Irish.
- Career high 10 rebounds at Boston College (1/15).
- Missed the Citadel and Marist games due to left-foot soreness.
- Only Irish player with positive +/- after the game at Miami (12/2) and against Florida State (1/13).
- Had an absolute circus layup in the Georgetown game on his way to 13 points.
- Knocked down a career high three triples at Marquette (12/9).
- Career high 14 points against Western Michigan (12/5), converting a career best six made field goals (6-8)
- 12 points in the win over Oklahoma State (11/17). Roper also tied his season high of 8 rebounds.

Northwestern

Sophomore Season (2022-23)

- Scored a season-high 12 points against UIC (12/20)
Grabbed a season high seven rebounds against Illinois (1/4).
Freshman Season (2021-22)
Played in 29 games and made 15 starts, averaging 4.0 points, 1.0 assist and 3.4 rebounds per game
Ranked fourth on the team in starts, starting each of the final 15 games of the season

- Hauled in 32 offensive rebounds, fourth-most among Big Ten freshmen
Tallied 25 steals, second-most on the team, and tied for third-most in the Big Ten among freshmen

Prep & Personal

- Ranked as the No. 4 prospect in Michigan and No. 32 shooting guard in the nation by 247sports.com
Named one of five finalists for Michigan's Mr. Basketball award following his senior season in which he averaged 20.2 points per game and 10.3 rebounds, also earned 2021 Associated Press Division I First-Team All-State honors
Averaged 18.3 points, 7.6 rebounds, 5.0 assists and 2.6 steals as a junior and earned second team All-State honors in Michigan's Division I while being named second team All-Metro by MLive.com.
Parents are Kelli and Julian Roper Sr. Father played football at Grand Valley State University. Mom played basketball at Central State University





3

MARKUS BURTON FRESHMAN || GUARD

@markusburtonn @markussburton

Table with 2 columns: Attribute (Height, Eligibility, Hometown) and Value (5-11, Freshman, Mishawaka, IN)

Season Highs

Table listing season highs for Pts, Rebs, FGM, FGA, 3FGM, 3FGA, FTM, FTA, Ast, Blk, Stl.

Career Highs

Table listing career highs for Pts, Rebs, FGM, FGA, 3FGM, 3FGA, FTM, FTA, Ast, Blk, Stl.

Table listing Double Figure Scoring, 20+ Point Games, 30+ Point Games, Double-Figure Rebounds, Double-Doubles.

2023-24 GAME-BY-GAME

Large table with columns for Opponent, Date, GS, MIN, FG-FGA, PCT, 3FG-3FGA, PCT, FT-FTA, PCT, Rebounds (OFF, DEF, TOT, AVG), PF, A, TO, BLK, STL, PTS, AVG.

Player Averages

Table with 12 columns: Games Played, Minutes/game, Points/game, FG Pct, 3FG Pct, FT Pct, Rebounds/game, Assists/game, Turnovers/game, Assist/Turnover ratio, Steals/game, Blocks/game.

CAREER STATS

Table with columns for SEASON TEAM, GP-GS, MIN/AVG, FG-FGA, FG%, 3FG-3FGA, 3FG%, FT-FTA, FT%, OFF DEF TOT AVG, PF-FO, A, TO, BLK STL, PTS, AVG.

Awards

- 2024 ACC Rookie of the Year - Program's 3rd Rookie of the Year and 1st from the ACC
- 2023 Legends Classic All-Tournament Team
- 4-time ACC Rookie of the Week - ND record (Jan. 2, Feb. 12, Feb. 26, March 4)

Freshman Season [2023-24]

- His 17.4 ppg leads all ACC freshmen with the next highest being Pitt's Carlton Carrington at 13.6. Ranks 3rd nationally amongst DI freshmen.

- Burton's 556 points set a new Notre Dame freshman scoring record, surpassing the previous holder Troy Murphy and his 519 points (1998-99). Burton's 17.4 ppg ranks 3rd all-time for a freshman behind Troy Murphy (19.2) and Adrian Dantley (18.3).

- Looking to become the first player in program history to average at least 17.0 points, 4.0 assists and 2.0 steals in a single season.

- Only rookie in the country averaging at least 17 points, 4 assists and 1.9 steals. In fact, he's just 1-of-2 P5 players (other is Syracuse's Judah Mintz). Going deeper, Burton and Mintz are just 2 of 4 total ACC players to produce that stat line since 1996 (Duke's Jason Williams & Maryland's Steve Francis).

- ACC freshman rankings: 1st in points/game, 2nd in assists/game, 1st in steals/game, 6th in rebounds/game.

- ACC play rankings: 17.5 points (6th), 2.2 steals (1st), 4.8 assists (3rd).

- 62 steals (tied for 4th most in a ND season, any class); If he can get back to 2.0 spg -- would become just the 4th player in program history to average 2.0 spg in a season (Chris Thomas, David Rivers, Jerian Grant).

- Overall rankings: 6th in the ACC in scoring (17.4), 6th in Assists (4.4), 4th in Steals (1.9), 13th in FT% (.805).

- Burton is averaging the 2nd most points in the ACC since Feb. 24 aka over the last 5 games. He's averaged 22.3 ppg in that span, second to just Syracuse's Judah Mintz and his 22.8 ppg. Burton has produced 5 20+ point games in that span, with one of 30+.

- Career high 31 points in the win over Wake Forest on Feb. 27. Dropped 19 in the first half. Career high 11-for-11 from the free-throw line. Now 1-of-4 freshmen in program history to record a 30-point game: Troy Murphy, Chris Thomas and Adrian Dantley.

- Double-digit points in all but 3 games.

- 2nd half surge - 13 times this season Burton has scored double-digit points in the second half alone, including a high of 20 at Syracuse (2/24). Burton is averaging a team best 8.8 points in the 2nd half.

- Stat line vs. Virginia Tech (2/10) - 16 points, eight assists and six steals, as the latter tied for the 3rd most steals in a single game in program history.

- Since 1996, only one other Irish player had produced two games in the same regular season with at least 15 points, 5 assists and 5 steals. His name was Chris Thomas back in the 2001-02 season. Burton has not only achieved this feat but did it in back-to-back games.

- Averaged 18.1 points at home, shooting 44.5 percent.

- First visit to Cameron Indoor - team best 19 points on 8-of-17 shooting, plus 4 assists.

- Set the program record for most points in a freshman debut, pouring in 29 to lift the Irish to a 70-63 win over Niagara. Laphonso Ellis previously held the record with 27 set back in 1988. Burton took over the end of the Niagara game - from 8:38-2:20 in the second half, Burton recorded 16 points on 6-for-6 shooting.

- Took over the end of the Oklahoma State win scoring 16 of his team-high 20 points in the second half plus overtime (10 in 2H + 6 in OT). Was later named to the Legends Classic All-Tournament Team after averaging 16.0 points over the two games.



# 4

## ALEX WADE JUNIOR || GUARD

Instagram: @alexwade20    Twitter: @Alex\_wade20

Height	6-0
Eligibility	Sophomore
Hometown	San Diego, CA

### Season Highs

Pts	2	at Marquette, 12/9/23
Rebs	1	vs. Maryland Eastern Shore, 11/22/23
FGM	-	vs. -
FGA	1, 3x	last at North Carolina, 3/5/24
3FGM	-	vs. -
3FGA	-	vs. -
FTM	2	at Marquette, 12/9/23
FTA	2	at Marquette, 12/9/23
Ast	1, 2x	last at North Carolina, 3/5/24
Blk	1	vs. Virginia, 12/30/23
Stl	1, 2x	last vs Citadel, 12/19/23

Double Figure Scoring	0
20+ Point Games	0
Double-Figure Rebounds	0
Double-Doubles	0

### Career Highs

Pts	2	at Marquette, 12/9/23
Rebs	1	vs. Maryland Eastern Shore, 11/22/23
FGM	-	vs. -
FGA	1, 5x	last at North Carolina, 3/5/24
3FGM	-	vs. -
3FGA	-	vs. -
FTM	2	at Marquette, 12/9/23
FTA	3	vs Southern Indiana, 11/16/22
Ast	1, 3x	last at North Carolina, 3/5/24
Blk	1	vs. Virginia, 12/30/23
Stl	1, 2x	last vs Citadel, 12/19/23

Double Figure Scoring	0
20+ Point Games	0
Double-Figure Rebounds	0
Double-Doubles	0

### Junior Season (2023-24)

- Received a scholarship ahead of the 2023-24 season
- Saw his first action in the final three minutes of the Auburn game on Nov. 16, earning an assist.
- Collected his first career rebound in the win over UMES on Nov. 22.

### Sophomore Season (2022-23)

Saw action in five games this season. Played in the final minute of the Southern Indiana win on Nov. 16 and registered his first collegiate point via the free-throw line.

### Prep & Personal

The 2021 Western League Player of the Year, competing in a truncated senior season due to the COVID-19 pandemic. Previous winners of the award include Norman Powell, Bookie Ellis and Chibuzo Agbo.

Finished his career as the all-time leader in assists in Cathedral Catholic history and top-five all-time in San Diego County, eventually scoring over 1,000 points in his career.

Helped lead Central Catholic to a 68-59 victory over St. Augustine to claim the team's third consecutive Western League Championship (2019, 2020, 2021).

Scored 12 points with 15 assists in his final game for Cathedral Catholic.

Served as a four-year varsity captain and started all four seasons at Cathedral Catholic.

Played for Dream Vision on the AAU circuit, helping the team claim an AAU Division I National Championship.

Also helped Dream Vision finish in the top gold division at the 17-under Adidas Gauntlet.

A member of the San Diego Select, which captured the 2016 AAU Division I National Championship.

### 2023-24 GAME-BY-GAME

Opponent	Date	GS	MIN	Total		3-Pointers		Free throws		Rebounds				PF	A	TO	BLK	STL	PTS	AVG
				FG-FGA	PCT	3FG-3FGA	PCT	FT-FTA	PCT	OFF	DEF	TOT	AVG							
vs Auburn	11/16/2023		03:01	0-0	.000	0-0	.000	0-0	.000	0	0	0	0.0	0	1	0	0	0	0	0.0
UMES	11/22/2023		03:58	0-0	.000	0-0	.000	0-0	.000	0	1	1	0.5	1	0	1	0	0	0	0.0
at Marquette	12/09/2023		01:54	0-0	.000	0-0	.000	2-2	1.000	0	0	0	0.3	0	0	0	0	1	2	0.7
The Citadel	12/19/2023		08:57	0-1	.000	0-0	.000	0-0	.000	0	0	0	0.3	1	0	0	0	1	0	0.5
Virginia	12/30/2023		02:42	0-0	.000	0-0	.000	0-0	.000	0	0	0	0.2	0	1	1	0	0	0	0.4
at Duke	02/07/2024		00:27	0-0	.000	0-0	.000	0-0	.000	0	0	0	0.2	0	0	0	0	0	0	0.3
at Louisville	02/21/2024		02:37	0-1	.000	0-0	.000	0-0	.000	0	0	0	0.1	0	0	0	0	0	0	0.3
at North Carolina	03/05/2024		03:15	0-1	.000	0-0	.000	0-0	.000	0	0	0	0.1	0	1	0	0	0	0	0.3
<b>Totals</b>		<b>0</b>	<b>26:52</b>	<b>0-3</b>	<b>.000</b>	<b>0-0</b>	<b>.000</b>	<b>2-2</b>	<b>1.000</b>	<b>0</b>	<b>1</b>	<b>1</b>	<b>0.1</b>	<b>2</b>	<b>3</b>	<b>2</b>	<b>0</b>	<b>2</b>	<b>2</b>	<b>0.3</b>

### Player Averages

Games Played	Minutes/game	Points/game	FG Pct	3FG Pct	FT Pct	Rebounds/game	Assists/game	Turnovers/game	Assist/Turnover ratio	Steals/game	Blocks/game
8	3.4	0.3	0.0	0.0	100.0	0.1	0.4	0.3	1.5	0.3	0.0

### CAREER STATS

SEASON	TEAM	GP-GS	MIN/AVG	Field Goals		3-Point		F-Throws		Rebounds				Scoring						
				FG-FGA	FG%	3FG-3FGA	3FG%	FT-FTA	FT%	OFF	DEF	TOT	AVG	PF-FO	A	TO	BLK	STL	PTS	AVG
2022-23	ND	5-0	7/1.3	0-2	.000	0-0	.000	1-3	.333	0	0	0	0.0	1-0	1	2	0	0	1	0.2
2023-24	ND	8-0	27/3.4	0-3	.000	0-0	.000	2-2	1.000	0	1	1	0.1	2-0	3	2	0	2	2	0.3
<b>TOTAL</b>		<b>13-0</b>	<b>34/2.6</b>	<b>0-5</b>	<b>.000</b>	<b>0-0</b>	<b>.000</b>	<b>3-5</b>	<b>.600</b>	<b>0</b>	<b>1</b>	<b>1</b>	<b>0.1</b>	<b>3-0</b>	<b>4</b>	<b>4</b>	<b>0</b>	<b>2</b>	<b>3</b>	<b>0.2</b>





# 12 TONY SANDERS JR.

SENIOR || GUARD

@tony_lk	@TonySandersjr_
Height	6-7
Eligibility	Senior
Hometown	Miami, FL

### Season Highs

Pts	3, 2x last vs. Virginia, 12/30/23
Rebs	1 vs. Virginia, 12/30/23
FGM	1, 2x last vs Virginia 12/30/23
FGA	2 vs Virginia, 12/30/23
3FGM	1, 2x last vs. Virginia 12/30/23
3FGA	2 vs. Virginia, 12/30/23
FTM	- vs. -
FTA	- vs. -
Ast	- vs. -
Blk	- vs. -
Stl	- vs. -

### Career Highs

Pts	6 vs North Carolina, 3/10/21
Rebs	4 vs North Carolina, 3/10/21
FGM	2, 2x last vs North Carolina, 3/10/21
FGA	4 vs North Carolina, 3/10/21
3FGM	2 vs North Carolina, 3/10/21
3FGA	3 vs North Carolina, 3/10/21
FTM	3 vs Pittsburgh, 3/5/22
FTA	4 vs Pittsburgh, 3/5/22
Ast	2, 2x last vs Canisius, 12/18/22
Blk	1 vs North Carolina, 3/10/21
Stl	1, 2x last at Clemson, 3/4/23

Double Figure Scoring	0	Double Figure Scoring	0
20+ Point Games	0	20+ Point Games	0
Double-Figure Rebounds	0	Double-Figure Rebounds	0
Double-Doubles	0	Double-Doubles	0

### Senior Season (2023-24)

- Made his senior year debut at the end of the UMES (11/22) game where he hit his first three-pointer since Duke on Jan. 31, 2022.

### Junior Season (2022-23)

Suffered an ankle injury and missed the first couple weeks of the season. Returned to full practices before the Marquette game.

Saw his first action of the season in the final two minutes of the Jacksonville win on Dec. 27.

Registered minutes in five games this season.

### Sophomore Season (2021-22)

Played six games averaging 2.7 minutes off the bench

Connected on a career high three free-throws against Pittsburgh on March 5

Also tallied three points via a trey in the Duke matchup on Jan. 31.

### Freshman Season (2020-21)

Gave the Irish a spark off the bench against No. 20/19 Virginia Tech, getting a put-back score, grabbing two rebounds and getting his first career steal in 11 minutes of action.

After a focused effort in practice leading up to his first game back in his hometown of Miami, earned a start against the Hurricanes (1/24/21), playing the first 4:03 of the game and grabbing a rebound.

Played a key role off of Notre Dame's limited bench in the 2020 home opener with Detroit Mercy (12/6/20), connecting on his first two career field goals, a three pointer in the first half and a baseline jumper in the second half.

Made his Notre Dame debut at No. 13/12 Michigan State (11/28/20), logging six minutes of action.

2023-24 GAME-BY-GAME																				
Opponent	Date	GS	MIN	Total		3-Pointers		Free throws		Rebounds				PF	A	TO	BLK	STL	PTS	AVG
				FG-FGA	PCT	3FG-3FGA	PCT	FT-FTA	PCT	OFF	DEF	TOT	AVG							
UMES	11/22/2023		04:53	1-1	1.000	1-1	1.000	0-0	.000	0	0	0	0.0	1	0	0	0	0	3	3.0
at Marquette	12/09/2023		01:54	0-0	.000	0-0	.000	0-0	.000	0	0	0	0.0	0	0	0	0	0	0	1.5
The Citadel	12/19/2023		03:32	0-1	.000	0-1	.000	0-0	.000	0	0	0	0.0	0	0	0	0	0	0	1.0
Virginia	12/30/2023		01:51	1-2	.500	1-2	.500	0-0	.000	0	1	1	0.3	0	0	0	0	0	3	1.5
at Duke	02/07/2024		00:27	0-1	.000	0-1	.000	0-0	.000	0	0	0	0.2	0	0	0	0	0	0	1.2
at Louisville	02/21/2024		02:37	0-1	.000	0-1	.000	0-0	.000	0	0	0	0.2	0	0	0	0	0	0	1.0
Clemson	03/02/2024		00:14	0-0	.000	0-0	.000	0-0	.000	0	0	0	0.1	0	0	0	0	0	0	0.9
<b>Totals</b>			<b>0 15:28</b>	<b>2-6</b>	<b>.333</b>	<b>2-6</b>	<b>.333</b>	<b>0-0</b>	<b>.000</b>	<b>0</b>	<b>1</b>	<b>1</b>	<b>0.1</b>	<b>1</b>	<b>0</b>	<b>0</b>	<b>0</b>	<b>0</b>	<b>6</b>	<b>0.9</b>

### Player Averages

Games Played	Minutes/game	Points/game	FG Pct	3FG Pct	FT Pct	Rebounds/game	Assists/game	Turnovers/game	Assist/Turnover ratio	Steals/game	Blocks/game
7	2.2	0.9	33.3	33.3	0.0	0.1	0.0	0.0	0.0	0.0	0.0

### Prep & Personal

The No. 198 ranked prospect by 247Sports in the class of 2020.

Averaged 20.6 points and 7.2 rebounds per game as a senior at Gulliver Prep and finished his career with 1,966 points and over 500 rebounds.

Helped lead Gulliver Prep to three Class 4A District 16 championships.

Competed for Game Elite on the AAU circuit.

Earned a nomination for the McDonald's All-America game during his senior season.

Son of Antonio and Carol Sanders, along with his brother Amare.

CAREER STATS																				
SEASON	TEAM	GP-GS	MIN/AVG	Field Goals		3-Point		F-Throws		Rebounds				Scoring						
				FG-FGA	FG%	3FG-3FGA	3FG%	FT-FTA	FT%	OFF	DEF	TOT	AVG	PF-FO	A	TO	BLK	STL	PTS	AVG
2020-21	ND	15-1	80/5.3	6-16	.375	3-6	.500	0-0	.000	5	4	9	0.6	9-0	0	7	1	1	15	1.0
2021-22	ND	6-0	16/2.7	1-3	.333	1-3	.333	3-4	.750	0	1	1	0.2	0-0	0	0	0	0	6	1.0
2022-23	ND	5-0	7/1.4	0-0	.000	0-0	.000	0-2	.000	1	0	1	0.2	0-0	0	1	0	1	0	0.0
2023-24	ND	7-0	15/2.2	2-6	.333	2-6	.333	0-0	.000	0	1	1	0.1	1-0	0	0	0	0	6	0.9
<b>TOTAL</b>		<b>33-1</b>	<b>118/3.6</b>	<b>9-25</b>	<b>.360</b>	<b>6-15</b>	<b>.400</b>	<b>3-6</b>	<b>.500</b>	<b>6</b>	<b>6</b>	<b>12</b>	<b>0.4</b>	<b>10-0</b>	<b>0</b>	<b>8</b>	<b>1</b>	<b>2</b>	<b>27</b>	<b>0.8</b>











# TV / RADIO ROSTER



**#0 Carey Booth**  
Fr. // F // 6-10  
Englewood, CO  
Brewster Academy



**#1 Julian Roper II**  
Jr. // G // 6-4  
Detroit, MI  
St. Mary's / Northwestern



**#2 Logan Imes**  
Fr. // G // 6-4  
Zionsville, IN  
Zionsville



**#3 Markus Burton**  
Fr. // G // 5-11  
Mishawaka, IN  
Penn



**#4 Alex Wade**  
Jr. // G // 6-0  
San Diego, CA  
Cathedral Catholic



**#5 Raheem Braiton**  
Sr. // G // 6-0  
South Bend, IN  
Mishawaka



**#10 JT Kelly**  
So. // G // 6-2  
Ponte Vedra Beach, FL  
Ponte Vedra



**#11 Braeden Shrewsbury**  
Fr. // G // 6-3  
State College, PA  
State College Area



**#12 Tony Sanders Jr.**  
Sr. // G // 6-7  
Miami, FL  
Gulliver Prep



**#13 Tae Davis**  
So. // F // 6-9  
Indianapolis, IN  
Warren Central / Seton Hall



**#14 Kebba Njie**  
So. // F // 6-10  
Centerville, OH  
La Lumiere / Penn St



**#15 Thomas Hattan**  
So. // G // 6-2  
San Clemente, CA  
San Juan Hills



**#20 J.R. Konieczny**  
Jr. // G // 6-7  
South Bend, IN  
St. Joseph



**#22 Thomas Crowe Jr.**  
Jr. // F // 6-7  
Macedonia, OH  
Archbishop Hoban



**#23 Zane Harbaugh**  
So. // F // 6-5  
Owasso, OK  
Owasso



**#25 Matt Zona**  
Sr. // F // 6-9  
Blauvelt, NY  
Bergen Catholic



**Micah Shrewsbury**  
Glenn & Stacey Murphy Head Coach  
1st Season at ND  
3rd overall as Head Coach



**Kyle Getter**  
Associate Head Coach  
1st Season at ND




**Mike Farrelly**  
Assistant Coach  
1st Season at ND



**Ryan Owen**  
Assistant Coach  
1st Season at ND




**Tre Whitted**  
Assistant to the Head Coach  
1st Season at ND



**Grady Eifert**  
Development & Recruiting Coord.  
1st Season at ND



**Pat Rogers**  
Director of Ops  
6th Season



**Brian Snow**  
Director of Recruiting  
1st Season at ND