

CAROLINA

MEN'S BASKETBALL

2023-24 SCHEDULE

23-6, 15-3 ACC

(13-1 Home, 7-2 Away, 3-3 Neutral)

NOVEMBER (AP rankings)

6	Radford (19/-)	W, 86-70	ACCN
12	Lehigh (19/-)	W, 90-68	ACCN
17	UC Riverside (20/-)	W, 77-52	ACCN
22	% vs. Northern Iowa (14/-)	W, 91-69	ESPN
23	% vs. Villanova (14/-)	L, 81-83 (ot)	ESPN
24	% vs. Arkansas (14/20)	W, 87-72	ESPN2
29	# Tennessee (17/10)	W, 100-92	ESPN

DECEMBER

2	Florida State (17/-)	W, 78-70	ACCN
5	@ vs. Connecticut (10/5)	L, 76-87	ESPN
16	! vs. Kentucky (9/14)	L, 83-87	CBS
20	& vs. Oklahoma (11/7)	W, 81-69	ESPN
29	Charleston Southern (9/-)	W, 105-60	ACCN

JANUARY

2	at Pittsburgh (8/-)	W, 70-57	ESPN
6	at Clemson (8/16)	W, 65-55	ESPN2
10	at NC State (7/-)	W, 67-54	ESPN
13	Syracuse (7/-)	W, 103-67	ESPN
17	Louisville (4/-)	W, 86-70	ACCN
20	at Boston College (4/-)	W, 76-66	The CW
22	Wake Forest (3/-)	W, 85-64	ESPN
27	at Florida State (3/-)	W, 75-68	ESPN
30	at Georgia Tech (3/-)	L, 73-74	ESPN

FEBRUARY

3	Duke (3/7)	W, 93-84	ESPN
6	Clemson (3/-)	L, 76-80	ESPN
10	at Miami (3/-)	W, 75-72	ESPN
13	at Syracuse (7/-)	L, 79-86	ESPN
17	Virginia Tech (7/-)	W, 96-81	ACCN
24	at Virginia (10/-)	W, 54-44	ESPN
26	Miami (9/-)	W, 75-71	ESPN

MARCH

2	NC State (9/-)	W, 79-70	ESPN
5	Notre Dame (7/-)	7 p.m. ACCN	
9	at Duke (7/9)	6:30 p.m. ESPN	
14-16	* ACC Tournament		

SITE/SPECIAL EVENT KEY

% Battle 4 Atlantis, Paradise Island, Bahamas
 % ACC-SEC Challenge, Chapel Hill
 @ Jimmy V Classic, New York, N.Y.
 ! CBS Sports Classic, Atlanta, Ga.
 & Jumpman Invitational, Charlotte, N.C.
 * ACC Tournament, Washington, D.C.

All Times Eastern

UNC SPORTS INFORMATION/MEDIA RELATIONS

Senior Associate AD for Sports Information and Media Relations (contact for Hubert Davis)

Steve Kirschner
 Direct Office Phone: (919) 962-7258
 Cell Phone: (919) 475-2695
 Email: stevekirschner@unc.edu

Director of Website Management/Media Relations (contact for player interviews) Matt Bowers

Cell Phone: (919) 619-7021
 Email: mattbowers@unc.edu

Office Location

Woody Durham Media & Communications Center
 2nd Floor, 380 Skipper Bowles Drive

Web Site: GoHeels.com

Carolina Basketball X (Twitter): @UNC_Basketball

Stats and Notes X (Twitter): @UNCMBBStats

Instagram: UNC_Basketball

YouTube: @GoHeels

7 NATIONAL CHAMPIONSHIPS: NCAA 1957, 1982, 1993, 2005, 2009, 2017; Helms 1924
 21 FINAL FOURS



52 NCAA TOURNAMENT APPEARANCES
 32 ACC REGULAR-SEASON CHAMPIONSHIPS
 18 ACC TOURNAMENT CHAMPIONSHIPS
 38 ASSOCIATED PRESS FINAL TOP-10 RANKINGS



GAME 30 vs. Notre Dame, Tuesday, March 5
Roy Williams Court at the Dean E. Smith Center, Chapel Hill
7 p.m.

TV: ACC Network (Wes Durham, Jim Boeheim, Cory Alexander)

- Carolina hosts Notre Dame on Tuesday, March 5, at 7 p.m., in the final game in the Smith Center this season.
- UNC and Notre Dame are playing for the first time since 2/22/2023, a 63-59 Tar Heel road win.
- **UNC-Notre Dame all-time results, box score and series notes on pages 7-8.**
- The Tar Heels are 23-6, including 15-3 in the ACC. Carolina is ranked No. 7 in the country in the Associated Press poll, UNC's 11th straight top-10 ranking and 702nd all-time.
- Carolina leads the ACC, one game ahead of Duke. UNC has secured a top-2 seed in the ACC Tournament. The Tar Heels will begin play in Washington, D.C., in the quarterfinal round on Thursday, March 14 (time TBA).
- With a win over Notre Dame Carolina would clinch at least a tie for the ACC regular-season championship, which would be the Tar Heels' 33rd. UNC has won the regular-season title outright 21 previous times and shared the title 11 times.
- UNC last won the ACC regular-season title in 2018-19, when it went 16-2 and shared the crown with Virginia.
- Armando Bacot will be playing in his 162nd game, which sets the all-time ACC record. Virginia's Kihei Clark played in 161 from 2018-23.
- Seven Tar Heels will be participating in Senior Night ceremonies, which begin at 6:42 p.m. Those players include Bacot, RJ Davis, Duwe Farris, Rob Landry, Creighton Lebo, Cormac Ryan and Paxson Wojcik.
- The Tar Heels are playing at home for the third straight game. UNC is 13-1 in the Smith Center

this season, including 8-1 in ACC games. A win would mark the 14th time UNC has won 14 or more games in a season in the Smith Center in its 39th year as UNC's home arena.

- Carolina defeated NC State, 79-70, on March 2 behind a season-high 22 points by Harrison Ingram and Elliot Cadeau's 15 points and seven assists. The Tar Heels trailed by eight at the half and by 10 early in the second half before making a 26-6 run to take its own 10-point lead.
- Ingram has scored 20 or more points five times this season – 22 vs. NC State, 21 vs. Duke and 20 vs. Villanova, Tennessee and UConn.
- RJ Davis had five assists vs. NC State. He leads the ACC in scoring at 21.7 points per game and has 100 assists this season. Charlie Scott (1967-68), Phil Ford (1977-78), Joseph Forte (2000-01) and Davis are the only Tar Heels to average 20 points and have 100 assists in the same season.
- **Check page 46 for more notes from the UNC-NC State game.**
- Davis earned his fourth ACC Player of the Week and National Player of the Week awards for his play last week vs. Miami and NC State. He joins Tyler Hansbrough, Antawn Jamison, Forte, Marcus Paige, Brice Johnson and Joel Berry II as the only Tar Heels to win ACC Player-of-the-Week honors at least four times in a season. No other player in the league has won ACC Player of the Week more than twice this season.
- Davis broke the Smith Center scoring record with a career-high 42 points last Monday and added 14 points, seven rebounds and five assists vs. the Wolfpack.

PROJECTED/LAST GAME STARTERS



Elliot Cadeau
No. 2
Freshman/Guard
W. Orange, N.J.

7.9 ppg
4.2 apg
122 A/51 TO



Cormac Ryan
No. 3
Grad/Guard
New York, N.Y.

10.7 ppg
53 3FGs,
second most
on the team



RJ Davis
No. 4
Senior/Guard
White Plains, N.Y.

leads ACC
21.4 ppg,
averaging
3.2 3FGs



Armando Bacot
No. 5
Grad/F/C
Richmond, Va.

14.0 ppg, 10.3 rpg
leads ACC in
rebouncing,
82 career
double-doubles



Harrison Ingram
No. 55
Junior/Forward
Dallas, Texas

12.5 ppg
9.1 rpg
leading
rebounder in
ACC play (10.7)



MEDIA INFORMATION



CREDENTIALS: Media seating in the Smith Center is located in section 212. Seats will be prioritized for media who regularly cover Carolina Basketball, the visiting team and national media.

Please make credential requests online at <https://bit.ly/453I90V> or click on the QR code on this page.

Single-game requests should be made at least 14 days prior to a scheduled game, especially if you want a parking pass mailed to you.

All photo/TV passes will be issued on a game-by-game basis. There are no season photo/TV passes.

Approved credentials may be picked up at media will call at Smith Center Entrance D, which will open 90 minutes before the scheduled starting time. Entrance D is closest to the reserved parking lot behind the natatorium and the Smith Center/basketball offices.

All briefcases, computer bags and photo equipment are subject to search.

MEDIA WORK ROOM: The media work room is located on the ground floor adjacent to the visiting team's locker room. Seats are assigned. Overflow seats are available in the hall outside the media room. Media may also choose to work from their seat in section 212.

MEALS: Meals are provided at most games. Check with Steve Kirschner in advance if you have questions. Soft drinks and water are available while supplies last. There is a beverage cooler located just outside the media workroom.

PHOTO SPOTS/PHOTO WORKSPACE: Photo spots are assigned by half. Note your assigned seat may change by half. Credentials for photographers and videographers will be issued on a game-by-game basis and will be numbered to match the space on the baseline where they are assigned to shoot.

Workspace for photographers and videographers will be available in or just outside the media work room on the ground floor adjacent to the visiting team's locker room.

ARENA WiFi: Wireless Internet access is available in the arena. Instructions for logging on is posted in the press room. Please do not publicize the network or password for WiFi access. Live stats are available at UNC.statbroadcast.com.

MEDIA PARKING: Media parking is located in the Bowles Lot on Skipper Bowles Drive. Parking, if requested and approved at least 14 days before the game, will either be mailed to you or you may pick up at the Athletic Communications office in advance. If you make your request fewer than 14 days before a scheduled game, we are unable to mail you the parking. To get a parking pass you would need to either pick up in person in advance or provide us your Fed Ex number. Please note, you must have a parking pass to enter the media lot on the day of a game. You can't park first and then get your parking pass at our office.

GPS Directions: Skipper Bowles Lot, S-11, UNC campus (there is no street address number for this lot).

POSTGAME INTERVIEWS: Following games at the Smith Center, Carolina head coach Hubert Davis will conduct a postgame press conference in the media workroom. UNC players will be available for interviews in the team dining room just off the home tunnel. Typically, the players will be available first followed by Davis beginning approximately 20-25 minutes after the game.

Interviews with the visiting team at the Smith Center will be handled on a per-game basis. The visiting team may use the press room for an interview with the head coach, but it may choose to do so via Zoom or make its coach and players available for questions outside their locker room.

Postgame interviews at road games will be coordinated on a game-by-game basis.

NON-GAMEDAY INTERVIEWS: Throughout the season, Davis and players will be available a day or two before select games. The schedule of these sessions will be updated throughout the season in UNC's media game notes.

Interview requests should be made through the athletic communications office. Contact Kirschner with interview requests for Coach Davis. Due to contractual obligations, Davis is unable to participate in live radio call-in shows.

Media should direct player interview requests to Matt Bowers (mattbowers@unc.edu, 919-619-7021). Player interviews typically occur before practice. Players are not available for interviews on game day or on non-practice days.

ACC COACHES ZOOM: Beginning January 8, Coach Davis will be available most Mondays for 10 minutes on the ACC media Zoom. Coaches do not participate if their teams play that evening.

2023-24 PRESS CONFERENCE SCHEDULE (subject to change)

DAY	DATE	GAME/EVENT	TIME	PLACE
Thu	Mar 7	two days before at Duke	1:15 p.m.	press room



To access credential application



To access the media central landing page on GoHeels.com

ONLINE & SOCIAL MEDIA: Carolina's official website is GoHeels.com, which features the media guide, record book, statistics, game notes, roster, schedule, archives and other information. Archived recordings of the weekly and postgame press conferences will be posted to the site. Follow the Tar Heels on Twitter and Instagram at @UNC_Basketball. A stats and notes Twitter feed is available at @UNCMBBStats.

TAR HEEL SPORTS PROPERTIES: Jones Angell is in his 13th season as the play-by-play voice on Learfield Sports' radio broadcasts.

This season the analyst duties will rotate among several former Tar Heel players. Upcoming schedule of analysts includes: Notre Dame (Pete Chilcutt) and Duke (Tyler Zeller).

The broadcasts are engineered by Ben Alexander. Adam Lucas and Dave Nathan also serve as hosts and analysts.

WEEKLY RADIO SHOW: Jones Angell hosts Coach Davis' weekly radio show at Top of the Hill restaurant on the following dates: March 4 and 11.

VISITING & NATIONAL RADIO LOCATIONS: Radio rights-holders for opposing teams and national radio will broadcast from booth 110 at the back of the lower grandstand in the Smith Center. UNC provides an Ethernet line and one analog phone line for your use.



2023-24 ROSTERS



ALPHABETICAL

No.	Player	Yr.	Pos.	Ht.	Wt.	Hometown	Previous College/High School
5	Armando Bacot	Gr.	F/C	6-11	240	Richmond, Va.	IMG Academy (Bradenton, Fla.)
2	Elliot Cadeau	Fr.	G	6-1	180	West Orange, N.J.	Link Academy (Branson, Mo.)
4	RJ Davis	Sr.	G	6-0	180	White Plains, N.Y.	Archbishop Stepinac
34	Duwe Farris	Gr.	F	6-7	210	Charlotte, N.C.	Myers Park
1	Zayden High	Fr.	F	6-9	225	San Antonio, Texas	AZ Compass Prep (Chandler, Ariz.)
55	Harrison Ingram	Jr.	F	6-7	225	Dallas, Texas	Stanford/St. Mark's School
22	Rob Landry	Sr.	G	6-4	190	Greensboro, N.C.	North Carolina School of Science & Math (Durham, N.C.)
14	Creighton Lebo	Sr.	G	6-1	180	Greenville, N.C.	Greenfield School (Wilson, N.C.)
32	James Okonkwo	Jr.	F	6-8	240	Maidenhead, England	West Virginia/Furze Platt Senior School
3	Cormac Ryan	Gr.	G	6-5	195	New York, N.Y.	Notre Dame/Milton Academy (Milton, Mass.)
7	Seth Trimble	So.	G	6-3	195	Menomonee Falls, Wis.	Menomonee Falls
13	Jalen Washington	So.	F	6-10	230	Gary, Ind.	West Side Leadership Academy
24	Jae'Lyn Withers	Gr.	F	6-9	215	Charlotte, N.C.	Louisville/North Mecklenburg (Huntersville, N.C.)
8	Paxson Wojcik	Gr.	G	6-5	195	Charleston, S.C.	Brown/La Lumiere School (La Porte, Ind.)

Head Coach: Hubert Davis (12th year at UNC, 3rd year as head coach)

Assistant Coaches: Brad Frederick (11th year at UNC, 7th year as assistant coach); Jeff Lebo (3rd year at UNC); Sean May (9th year at UNC, 3rd year as assistant coach, 1st year as JV coach)

Director of Recruiting: Pat Sullivan (7th season at UNC), **Director of Team and Player Development:** Marcus Paige (1st season at UNC), **Director of Operations:** Eric Hoots (20th year), **Director of Strength and Conditioning:** Jonas Sahratian (20th year), **Athletics Trainer:** Doug Halverson (11th year), **Assistant to the Director of Operations:** Kiersten Steinbacher, **Student Managers:** Ragan Copeland (head manager), Sam Combs, James Rolf Blizzard, Jordan Carrier, Will Gurganious, GW Roehner, Avery Wilkerson

NUMERICAL

No.	Player	Yr.	Pos.	Ht.	Wt.	Hometown	Previous College/High School
1	Zayden High	Fr.	F	6-9	225	San Antonio, Texas	AZ Compass Prep (Chandler, Ariz.)
2	Elliot Cadeau	Fr.	G	6-1	180	West Orange, N.J.	Link Academy (Branson, Mo.)
3	Cormac Ryan	Gr.	G	6-5	195	New York, N.Y.	Notre Dame/Milton Academy (Milton, Mass.)
4	RJ Davis	Sr.	G	6-0	180	White Plains, N.Y.	Archbishop Stepinac
5	Armando Bacot	Gr.	F/C	6-11	240	Richmond, Va.	IMG Academy (Bradenton, Fla.)
7	Seth Trimble	So.	G	6-3	195	Menomonee Falls, Wis.	Menomonee Falls
8	Paxson Wojcik	Gr.	G	6-5	195	Charleston, S.C.	Brown/La Lumiere School (La Porte, Ind.)
13	Jalen Washington	So.	F	6-10	230	Gary, Ind.	West Side Leadership Academy
14	Creighton Lebo	Sr.	G	6-1	180	Greenville, N.C.	Greenfield School (Wilson, N.C.)
22	Rob Landry	Sr.	G	6-4	190	Greensboro, N.C.	North Carolina School of Science & Math (Durham, N.C.)
24	Jae'Lyn Withers	Gr.	F	6-9	215	Charlotte, N.C.	Louisville/North Mecklenburg (Huntersville, N.C.)
32	James Okonkwo	Jr.	F	6-8	240	Maidenhead, England	West Virginia/Furze Platt Senior School
34	Duwe Farris	Gr.	F	6-7	210	Charlotte, N.C.	Myers Park
55	Harrison Ingram	Jr.	F	6-7	225	Dallas, Texas	Stanford/St. Mark's School

PRONUNCIATIONS

Armando Bacot (are-MAHN-doe BAY-cot), **Elliot Cadeau** (kuh-DOE), **Duwe Farris** (Dewey FAIR-us), **Zayden High** (ZAY-din), **Creighton Lebo** (KRAY-ton LEE-boe), **Jeff Lebo** (LEE-boe), **James Okonkwo** (oh-CON-kwo), **Cormac Ryan** (CORE-mack), **Jonas Sahratian** (JOE-nus suh-RAY-shun), **Jalen Washington** (JAY-linn), **Jae'Lyn Withers** (JAY-linn), **Paxson Wojcik** (WO-jick); **Hometown:** Seth Trimble– Menomonee Falls, Wis. (muh-NAH-muh-nee)

	DATES OF BIRTH	AGE
Jalen Washington	February 21, 2004	19
Armando Bacot	March 6, 2000	23
Zayden High	March 26, 2004	19
Rob Landry	August 4, 2000	23
Paxson Wojcik	August 8, 2000	23
Seth Trimble	August 9, 2004	19
Duwe Farris	September 1, 2000	23
Elliot Cadeau	September 4, 2004	19
Creighton Lebo	September 8, 2001	22
James Okonkwo	October 1, 2003	20
RJ Davis	October 21, 2001	22
Cormac Ryan	October 26, 1998	25
Harrison Ingram	November 27, 2002	21
Jae'Lyn Withers	December 20, 2000	23

SOCIAL MEDIA

	X (TWITTER)	INSTAGRAM
Armando Bacot	@iget_buckets35	armando
Elliot Cadeau	@ElliotCadeau	ellio
RJ Davis	@ariidavis_	ariidavis_
Duwe Farris	@Duwefarris	duwefarris
Zayden High	@zaydenh1gh	zaydenhigh
Harrison Ingram	@Harrisoniingram	harrison.ingram
Rob Landry		roblandry15
Creighton Lebo	@LeboCreighton	creighton_lebo
James Okonkwo	@kingjimo_32	kingjimo_32
Cormac Ryan		cormac_ryan5
Seth Trimble	@sethtrimble1	sethtrim
Jalen Washington	@jalen_w13	w._jalen
Jae'Lyn Withers	@jaelynwithers	jaelynwithers
Paxson Wojcik	@paxsonwojcik	paxsonwojcik



2023-24 SCHEDULE



DAY	DATE	OPPONENT	SITE	TIME/RESULT	TV/Streaming
Fri	Oct 27	Saint Augustine's (exhibition)	Chapel Hill	W, 117-53	ACCNX
Mon	Nov 6	Radford	Chapel Hill	W, 86-70 (1-0)	ACC Network
Sun	Nov 12	Lehigh	Chapel Hill	W, 90-68 (2-0)	ACC Network
Fri	Nov 17	UC Riverside	Chapel Hill	W, 77-52 (3-0)	ACC Network
Bad Boy Mowers Battle 4 Atlantis (Imperial Arena)					
Wed	Nov 22	vs. Northern Iowa	Paradise Island, Bahamas	W, 91-69 (4-0)	ESPN
Thu	Nov 23	vs. Villanova	Paradise Island, Bahamas	L, 81-83, OT (4-1)	ESPN
Fri	Nov 24	vs. Arkansas	Paradise Island, Bahamas	W, 87-72 (5-1)	ESPN2
ACC-SEC Challenge					
Wed	Nov 29	Tennessee	Chapel Hill	W, 100-92 (6-1)	ESPN
Sat	Dec 2	Florida State	Chapel Hill	W, 78-70 (7-1, 1-0)	ACC Network
Jimmy V Classic (Madison Square Garden)					
Tue	Dec 5	vs. Connecticut	New York, N.Y.	L, 76-87 (7-2, 1-0)	ESPN
CBS Sports Classic (State Farm Arena)					
Sat	Dec 16	vs. Kentucky	Atlanta, Ga.	L, 83-87 (7-3, 1-0)	CBS
Jumpman Invitational (Spectrum Center)					
Wed	Dec 20	vs. Oklahoma	Charlotte, N.C.	W, 81-69 (8-3, 1-0)	ESPN
Fri	Dec 29	Charleston Southern	Chapel Hill	W, 105-60 (9-3, 1-0)	ACC Network
Tue	Jan 2	at Pittsburgh (Petersen Events Center)	Pittsburgh, Pa.	W, 70-57 (10-3, 2-0)	ESPN
Sat	Jan 6	at Clemson (Littlejohn Coliseum)	Clemson, S.C.	W, 65-55 (11-3, 3-0)	ESPN2
Wed	Jan 10	at NC State (PNC Arena)	Raleigh, N.C.	W, 67-54 (12-3, 4-0)	ESPN
Sat	Jan 13	Syracuse	Chapel Hill	W, 103-67 (13-3, 5-0)	ESPN
Wed	Jan 17	Louisville	Chapel Hill	W, 86-70 (14-3, 6-0)	ACC Network
Sat	Jan 20	at Boston College (Conte Forum)	Chestnut Hill, Mass.	W, 76-66 (15-3, 7-0)	The CW
Mon	Jan 22	Wake Forest	Chapel Hill	W, 85-64 (16-3, 8-0)	ESPN
Sat	Jan 27	at Florida State (Donald L. Tucker Center)	Tallahassee, Fla.	W, 75-68 (17-3, 9-0)	ESPN
Tue	Jan 30	at Georgia Tech (McCamish Pavilion)	Atlanta, Ga.	L, 73-74 (17-4, 9-1)	ESPN
Sat	Feb 3	Duke	Chapel Hill	W, 93-84 (18-4, 10-1)	ESPN
Tue	Feb 6	Clemson	Chapel Hill	L, 76-80 (18-5, 10-2)	ESPN
Sat	Feb 10	at Miami (Watsco Center)	Coral Gables, Fla.	W, 75-72 (19-5, 11-2)	ESPN
Tue	Feb 13	at Syracuse (JMA Wireless Dome)	Syracuse, N.Y.	L, 79-86 (19-6, 11-3)	ESPN
Sat	Feb 17	Virginia Tech	Chapel Hill	W, 96-81 (20-6, 12-3)	ACC Network
Sat	Feb 24	at Virginia (John Paul Jones Arena)	Charlottesville, Va.	W, 54-44 (21-6, 13-3)	ESPN
Mon	Feb 26	Miami	Chapel Hill	W, 75-71 (22-6, 14-3)	ESPN
Sat	Mar 2	NC State	Chapel Hill	W, 79-70 (23-6, 15-3)	ESPN
Tue	Mar 5	Notre Dame	Chapel Hill	7 p.m.	ACC Network
Sat	Mar 9	at Duke (Cameron Indoor Stadium)	Durham, N.C.	6:30 p.m.	ESPN
Atlantic Coast Conference Championship (Capital One Arena)					
Thu	Mar 14	Quarterfinals	Washington, DC	Noon, 2:30, 7 and 9:30 p.m.	ESPN/2
Fri	Mar 15	Semifinals	Washington, DC	7 and 9:30 p.m.	ESPN/2
Sat	Mar 16	Championship	Washington, DC	8:30 p.m.	ESPN/2

NCAA Tournament

First Four: March 19&20– Dayton, Ohio

First & Second Rounds: March 21&23– Charlotte, N.C.; Omaha, Neb.; Pittsburgh, Pa.; Spokane, Wash.; March 22&24– Brooklyn, N.Y.; Indianapolis, Ind.; Memphis, Tenn.; Salt Lake City, Utah

Regionals: March 28&30– East: Boston, Mass.; Los Angeles, Calif.; March 29&31– Midwest: Detroit, Mich.; Dallas, Texas

Final Four: April 6&8– Glendale, Ariz.

Home games at the Dean E. Smith Center

All times are Eastern

UNC'S RECORD WHEN ... UNDER HUBERT DAVIS

	2023-24	Total
Home	13-1	40-6
Away	7-2	19-12
Neutral	3-3	13-11
Overtime	0-1	4-2
Leads at Half	15-1	52-5
Trails at Half	7-3	16-22
Tied at Half	1-2	4-2
UNC shoots 50% or better FG	5-0	20-0
UNC shoots 40-49.9% FG	15-4	42-16
UNC shoots under 40% FG	3-2	10-13
Opponents shoot 50% or better FG	2-2	4-10
Opponents shoot 40-49.9% FG	10-2	37-15
Opponents shoot under 40% FG	11-2	31-4
UNC has more rebounds	21-4	66-18
Opponents have more rebounds	2-2	6-10
Teams have same rebounds	0-0	0-1
UNC has more offensive rebounds	18-3	51-20
Opponents have more offensive rebounds	4-3	17-8
Teams have same offensive rebounds	1-0	4-1
UNC has more turnovers	11-4	34-20
Opponents have more turnovers	12-2	29-8
Teams have same number of turnovers	0-0	9-1
UNC scores 80 or more points	12-2	39-5
UNC scores less than 80 points	11-4	33-24
UNC scores 90 or more points	7-0	19-1
UNC scores 100 or more points	3-0	6-1
Opponents score 80 or more points	3-5	12-15
Opponents score less than 80 points	20-1	60-14
Opponents score 90 or more points	1-0	1-5
Opponents score 100 or more points	0-0	0-1
OVERALL RECORD	23-6	72-29

CURRENT STREAKS

Overall	Won 4
Home	Won 3
Road	Won 1
Neutral Site	Won 1
vs. ACC Opponents (all games)	Won 4
vs. Home Non-ACC	Won 17
vs. Home ACC	Won 3
vs. Road Non-ACC	Lost 1
vs. Road ACC	Won 1
AP-ranked opponents	Won 3
Overtime	Lost 1
UNC Scores 100 Points	Won 4
UNC Scores 90 Points	Won 9
UNC Scores 80 Points	Won 7
UNC Scores Fewer than 80 Points	Won 3
UNC Scores Fewer than 70 Points	Won 3
UNC Scores Fewer than 60 Points	Won 1
Opponents Score 80 or More Points	Won 1
Opponents Score Fewer Than 80 Points	Won 4
Opponents Score Fewer Than 70 Points	Won 13
Opponents Score Fewer Than 60 Points	Won 21
UNC Leads at the Half	Won 12
Tied at the Half	Lost 2
UNC Trails at the Half	Won 2
UNC Shoots 50% Field Goals	Won 28
UNC Shoots Under 40% Field Goals	Won 1
Opponents Shoot 50% Field Goals	Lost 1
Opponents Shoot Under 40% Field Goals	Won 2
UNC Makes 7 or More 3FGs	Won 3
UNC Makes 10 or More 3FGs	Lost 1
Opponents Make 10 or More 3FGs	Won 1
UNC Makes More 3FGs	Won 1
Opponents Makes More 3FGs	Won 2
UNC Makes 20 Free Throws	Won 4
UNC Makes More Free Throws	Won 5
Opponents Make More Free Throws	Lost 1
UNC Has More Rebounds	Won 4
Opponents Have More Rebounds	Won 1
UNC Has More Turnovers	Won 2
Opponents Have More Turnovers	Won 3

STATISTICAL COMPARISON

	UNC	Notre Dame
Record	23-6, 15-3	12-17, 7-11
Points/Game	81.4	63.6
Scoring Defense	70.4	65.4
Scoring Margin	+11.0	-1.8
FG%	.448	.406
3FG%	.355	.312
3FGs/Game	7.9	7.6
FT%	.753	.737
FG% Defense	.406	.417
3FG% Defense	.312	.328
Oppt 3FGs/Game	7.1	6.8
Rebounds/Game	40.8	36.3
Offensive Rebs/Game	11.9	9.9
Rebound Margin	+6.7	+2.4
Assists/Game	14.4	10.1
Turnovers/Game	10.4	12.7
Assists/Turnovers	1.4	0.8
Turnovers Forced/Game	10.9	10.3

KenPom.com (as of 3-4-24)

	9	122
Overall Ranking	9	122
Offensive Efficiency	118.0 (26)	102.4 (262)
Defensive Efficiency	94.0 (6)	97.6 (25)
Effective FG Pct.	51.2 (152)	47.5 (296)
Turnover Pct.	14.5 (33)	19.3 (314)
Offensive Rebound Pct.	32.2 (81)	28.5 (195)
FTA/FGA	38.2 (50)	26.5 (336)
Strength of Schedule	17	73

ACC & NCAA TEAM STAT RANKINGS

Category	Value	NCAA	ACC
Scoring	81.4	28	1
Scoring Defense	70.4	125	6
Scoring Margin	+11.0	25	2
FG%	.448	162	9
3FG%	.355	98	7
3FGs/Game	7.9	131	9
FT%	.753	53	5
Free Throws Made/Game	17.9	10	1
FG% Defense	.406	30	2
3FG% Defense	.312	44	3
Rebounds/Game	40.8	8	1
Offensive Reb/Game	11.9	70	1
Rebound Margin	+6.7	23	1
Assists/Game	14.4	107	6
Turnovers/Game	10.4	60	6
Assist/Turnovers	1.4	61	5
Turnovers Forced/Game	10.9	266	12

CAROLINA STATS IN WINS vs. LOSSES

	23 Wins	6 Losses
Points Per Game	82.3	78.0
Oppt. Points Per Game	67.2	82.8
FG%	.455	.423
Oppt. FG%	.395	.451
3FG%	.355	.353
Oppt. 3FG%	.300	.354
3FGs Per Game	7.7	8.8
Oppt. 3FGs Per Game	6.7	8.5
FT%	.766	.696
Oppt. FT%	.734	.771
Rebound Margin	+8.3	+0.2
Assists/Turnovers	324/237 (1.4)	93/65 (1.4)
Opponent A/T0	216/259 (0.8)	80/58 (1.4)

Carolina's Top 5 Scorers 23 Wins

RJ Davis	20.7
Armando Bacot	14.3
Harrison Ingram	12.2
Cormac Ryan	10.3
Elliot Cadeau	8.7

Carolina's Top 5 Scorers 6 Losses

RJ Davis	24.2
Harrison Ingram	13.8
Armando Bacot	12.8
Cormac Ryan	12.2
Elliot Cadeau	4.5

UNC'S RECORD THIS SEASON WHEN...

	2023-24	Career
Six players score in double figures	2-0	
Five players score in double figures	2-0	
Four players score in double figures	12-1	
Three players score in double figures	5-4	
Two players score in double figures	1-0	
One player scores in double figures	1-1	
Bacot scores in double figures	18-3	85-35
Davis scores in double figures	22-6	69-30
Ingram scores in double figures	18-5	-
Ryan scores in double figures	12-3	-
Cadeau scores in double figures	7-0	-
Trimble scores in double figures	5-0	6-0
Washington scores in double figures	3-0	3-1
Withers scores in double figures	3-0	-
Bacot leads UNC in scoring	7-1	30-13
Davis leads UNC in scoring	15-5	26-13
Ingram leads UNC in scoring	2-0	-
Ryan leads UNC in scoring	1-0	-
Bacot w/10 or more rebounds	12-4	62-29
Bacot w/5 or more offensive rebounds	3-2	33-15
Ingram w/10 or more rebounds	12-2	-
Ingram w/15 or more rebounds	4-0	-
Ingram w/5 or more offensive rebounds	4-2	-
Withers w/10 or more rebounds	1-0	-
Bacot has a double-double	11-3	59-23
Davis has a double-double	1-0	4-1
Ingram has a double-double	8-1	-
Withers has a double-double	1-0	-
Two Tar Heels have double-doubles	3-1	-
Three players score 20 points	1-0	-
Two or more players score 20 points	4-4	-
Bacot scores 20 or more points	6-1	27-6
Davis scores 20 or more points	13-5	23-7
Ingram scores 20 or more points	3-2	-
Bacot, Davis and Ingram score 20 points	1-0	-
Bacot and Davis score 20 points	3-1	10-1
Davis and Ingram score 20 points	0-2	-
Bacot and Ingram score 20 points	1-0	-
Davis scores 30 points	3-0	4-0
Davis scores 40 points	1-0	1-0
Davis w/more assists than turnovers	17-4	64-20
Davis w/more turnovers than assists	5-1	16-12
Davis w/five or more assists	8-1	27-5
Cadeau w/more assists than turnovers	18-5	-
Cadeau w/more turnovers than assists	6-1	-
Cadeau w/five or more assists	7-4	-
Cadeau makes multiple 3FG	1-0	1-0
Davis makes multiple 3FGs	20-6	55-18
Ingram makes multiple 3FGs	10-5	-
Ryan makes multiple 3FGs	12-4	-
Trimble makes multiple 3FGs	1-0	1-0
Washington makes multiple 3FGs	2-0	2-0
Davis, Ingram & Ryan make 3FGs	11-3	-
Davis, Ingram & Ryan make multiple 3FGs	7-3	-

2023-24

UNC scores more 2nd chance points	15-2
Oppt scores more 2nd chance points	4-4
2nd chance points equal	4-0
UNC scores more points off turnovers	12-1
Oppt scores more points off turnovers	11-4
Points off turnovers equal	0-1
UNC scores more fastbreak points	20-5
Oppt scores more fastbreak points	2-1
Fastbreak points equal	1-0
UNC scores more points in the paint	16-2
Oppt scores more points in the paint	7-1
Points in the paint equal	0-3
UNC scores more bench points	13-2
Oppt scores more bench points	9-4
Bench points equal	1-0

CAROLINA BASKETBALL HISTORICAL FACTS & FIGURES

ACC Regular-Season Titles (32)

1956, 1957, 1959, 1960, 1961, 1967, 1968, 1969, 1971, 1972, 1976, 1977, 1978, 1979, 1982, 1983, 1984, 1985, 1987, 1988, 1993, 1995, 2001, 2005, 2007, 2008, 2009, 2011, 2012, 2016, 2017, 2019

ACC Tournament Record: 106-51 (.675)

ACC Tournament Titles (18)

1957, 1967, 1968, 1969, 1972, 1975, 1977, 1979, 1981, 1982, 1989, 1991, 1994, 1997, 1998, 2007, 2008, 2016

NCAA Tournament Record: 131-49 (.728)

NCAA Tournament Appearances (52)

1941, 1946, 1957, 1959, 1967, 1968, 1969, 1972, 1975, 1976, 1977, 1978, 1979, 1980, 1981, 1982, 1983, 1984, 1985, 1986, 1987, 1988, 1989, 1990, 1991, 1992, 1993, 1994, 1995, 1996, 1997, 1998, 1999, 2000, 2001, 2004, 2005, 2006, 2007, 2008, 2009, 2011, 2012, 2013, 2014, 2015, 2016, 2017, 2018, 2019, 2021, 2022

NCAA Championships (6)

1957, 1982, 1993, 2005, 2009, 2017

NCAA Championship Game Appearances (12)

1946, 1957, 1968, 1977, 1981, 1982, 1993, 2005, 2009, 2016, 2017, 2022

NCAA Final Fours (21)

1946, 1957, 1967, 1968, 1969, 1972, 1977, 1981, 1982, 1991, 1993, 1995, 1997, 1998, 2000, 2005, 2008, 2009, 2016, 2017, 2022

NCAA Regional Final or Elite Eights (29)

1941, 1946, 1957, 1967, 1968, 1969, 1972, 1977, 1981, 1982, 1983, 1985, 1987, 1988, 1991, 1993, 1995, 1997, 1998, 2000, 2005, 2007, 2008, 2009, 2011, 2012, 2016, 2017, 2022

NCAA Regional Semifinals or Sweet 16s (37)

1941, 1946, 1957, 1967, 1968, 1969, 1972, 1975, 1977, 1981, 1982, 1983, 1984, 1985, 1986, 1987, 1988, 1989, 1990, 1991, 1992, 1993, 1995, 1997, 1998, 2000, 2005, 2007, 2008, 2009, 2011, 2012, 2015, 2016, 2017, 2019, 2022

Helms Foundation National Champions: 1924

NIT Champions: 1971

National Players of the Year (11 players, 13 seasons)

Jack Cobb 1924, George Glamack 1940-41, Lennie Rosenbluth 1957, Phil Ford 1978, James Worthy 1982, Michael Jordan 1983-84, Kenny Smith 1987, Jerry Stackhouse 1995, Antawn Jamison 1998, Sean May 2005, Tyler Hansbrough 2009

Naismith Hall of Fame (12)

Ben Carnevale 1970, Frank McGuire 1977, Dean Smith 1983, Billy Cunningham 1986, Bob McAdoo 2000, Larry Brown 2002, James Worthy 2003, Roy Williams 2007, Michael Jordan 2009, Charlie Scott 2018, Bobby Jones 2019, George Karl 2022

First-Team All-Americans 39 players, 63 times Most Recent: Justin Jackson, 2017

Consensus First-Team All-Americans (18 players, 27 times)

Cartwright Carmichael 1923-24, Jack Cobb 1924-25-26, George Glamack 1940-41, Lennie Rosenbluth 1957, Larry Miller 1968, Robert McAdoo 1972, Phil Ford 1977-78, James Worthy 1982, Sam Perkins 1983-84, Michael Jordan 1983-84, Kenny Smith 1987, J.R. Reid 1988, Jerry Stackhouse 1995, Antawn Jamison 1998, Joseph Forte 2001, Tyler Hansbrough 2007-08-09, Brice Johnson 2016, Justin Jackson 2017

Final Four MVPs (5)

James Worthy 1982, Donald Williams 1993, Sean May 2005, Wayne Ellington 2009, Joel Berry II 2017

National Coaches of the Year (13 times)

Frank McGuire 1957, Dean Smith 1977-79-82-83, Bill Guthridge 1998, Matt Doherty 2001, Roy Williams 2005-06-09-17-19, Hubert Davis 2022

First-Team All-ACC (52 players, 80 times) Most Recent: Armando Bacot 2022 and 2023

ACC Players of the Year (15 times)

Lennie Rosenbluth 1957, Pete Brennan 1958, Lee Shaffer 1960, Billy Cunningham 1965, Larry Miller 1967-68, Mitch Kupchak 1976, Phil Ford 1978, Michael Jordan 1984, Antawn Jamison 1998, Joseph Forte co-winner 2001, Tyler Hansbrough 2008, Ty Lawson 2009, Tyler Zeller 2012, Justin Jackson 2017

ACC Rookies of the Year (9)

Sam Perkins 1981, Michael Jordan 1982, J.R. Reid 1987, Ed Cota 1997, Joseph Forte 2000, Marvin Williams 2005, Tyler Hansbrough 2006, Brandan Wright 2007, Harrison Barnes 2011

ACC Tournament MVPs (19 times)

Lennie Rosenbluth 1957, Larry Miller 1967-68, Charles Scott 1969, Lee Dedmon 1971, Robert McAdoo 1972, Phil Ford 1975, John Kuester 1977, Dudley Bradley 1979, Sam Perkins 1981, James Worthy 1982, J.R. Reid 1989, Rick Fox 1991, Jerry Stackhouse 1994, Shammond Williams 1997, Antawn Jamison 1998, Brandan Wright 2007, Tyler Hansbrough 2008, Joel Berry II 2016

MOST POINTS — UNC, CAREER (top 70 listed)

Rank	Pts	Player
1.	2,872	Tyler Hansbrough, 2005-09 <i>(ACC record)</i>
2.	2,290	Phil Ford, 1974-78
3.	2,216	Armando Bacot, 2019-
4.	2,145	Sam Perkins, 1980-84
5.	2,047	Lennie Rosenbluth, 1954-57
6.	2,015	Al Wood, 1977-81
7.	2,007	Charlie Scott, 1967-70
8.	1,982	Larry Miller, 1965-68
9.	1,974	Antawn Jamison, 1995-98
10.	1,926	RJ Davis, 2020-
11.	1,912	Brad Daugherty, 1982-86
12.	1,863	Walter Davis, 1973-77
13.	1,844	Marcus Paige, 2012-16
14.	1,836	Bobby Lewis, 1964-67
15.	1,813	Joel Berry II, 2014-18
16.	1,788	Michael Jordan, 1981-84
17.	1,765	Mike O'Koren, 1976-80
18.	1,747	George Lynch, 1989-93
19.	1,721	Rashad McCants, 2002-05
20.	1,716	Brice Johnson, 2012-16
21.	1,709	Billy Cunningham, 1962-65
22.	1,703	Rick Fox, 1987-91
23.	1,694	Wayne Ellington, 2006-09
24.	1,636	Kenny Smith, 1983-87
25.	1,627	Eric Montross, 1990-94
26.	1,626	Justin Jackson, 2014-17
	1,626	Jawad Williams, 2001-05
28.	1,615	Hubert Davis, 1988-92
29.	1,611	Mitch Kupchak, 1972-76
30.	1,567	Jeff Lebo, 1985-89
31.	1,552	J.R. Reid, 1986-89
32.	1,508	Scott Williams, 1986-90
33.	1,501	Tyler Zeller, 2008-12
34.	1,492	Donald Williams, 1991-95
35.	1,482	Kennedy Meeks, 2013-17
36.	1,476	Caleb Love, 2020-23
37.	1,469	Dennis Wuycik, 1969-72
38.	1,447	Jason Capel, 1998-2002
39.	1,444	Shammond Williams, 1994-98
40.	1,414	Deon Thompson, 2006-10
41.	1,411	Brendan Haywood, 1998-01
42.	1,392	Luke Maye, 2015-19
	1,392	Kris Lang, 1998-02
44.	1,375	Ty Lawson, 2006-09
45.	1,368	Danny Green, 2005-09
46.	1,339	Rusty Clark, 1966-69
47.	1,334	Pete Brennan, 1955-58
48.	1,316	Al Lifson, 1952-55
49.	1,296	Kevin Madden, 1985-90
50.	1,293	George Karl, 1970-73
51.	1,290	Joseph Forte, 1999-01
52.	1,287	York Larese, 1958-61
53.	1,276	Garrison Brooks, 2017-21
54.	1,267	Vince Carter, 1995-98
55.	1,264	Bobby Jones, 1971-74
56.	1,262	Ed Cota, 1996-2000
57.	1,260	Raymond Felton, 2002-05
58.	1,254	Ademola Okulaja, 1995-99
59.	1,232	James M McAdoo, 2011-14
60.	1,231	Joe Wolf, 1983-87
61.	1,228	Harrison Barnes, 2010-12
62.	1,219	James Worthy, 1979-82
63.	1,213	Sean May, 2002-05
64.	1,191	George Glamack, 1938-41
65.	1,187	Jerry Vayda, 1952-56
66.	1,165	Matt Doherty, 1980-84
67.	1,150	Pete Chilcutt, 1987-91
68.	1,128	Jeff McInnis, 1993-96
69.	1,124	John Henson, 2009-12
70.	1,113	Brian Reese, 1990-94



GAME 30 NOTEBOOK



- Carolina is 15-3 in the ACC, its best 18-game league record since finishing 16-2 in 2018-19.
- Carolina's best 20-game ACC record is 15-5 in 2021-22, Hubert Davis' first season as head coach.
- This is the third time UNC has won at least 15 regular-season ACC games.
- The Tar Heels have won 23 games, the program's 64th season with 20 or more wins.
- Hubert Davis and Bill Guthridge (1997-2000) are the only Tar Heel head coaches to win 20 or more games in each of their first three seasons. Davis led Carolina to 29 wins and a berth in the national championship game in 2022 and 20 wins last season.
- The Tar Heels are 5-2 against AP-ranked opponents this season with wins over No. 20 Arkansas, No. 10 Tennessee, No. 7 Oklahoma, No. 16 Clemson and No. 7 Duke (rankings when UNC played those teams).
- ESPN ranks UNC's strength of record No. 6 in the country behind Purdue, Houston, UConn, Tennessee and Iowa State.
- Carolina's schedule is ranked 17th in the country by KenPom and 20th by ESPN.
- Among the 26 teams in the country with 23 or more wins, only Purdue and Tennessee have stronger strength of schedules than UNC per ESPN.
- The Tar Heels are No. 6 in the country in defensive efficiency (94.0 points allowed per 100 possessions) and No. 26 in offensive efficiency (118.0 points scored per 100 possessions).
- Overall, KenPom ranks UNC No. 9 in the country.
- Carolina is 7-2 this season on the road (all in ACC play).
- The Tar Heels are one of five teams in the ACC, Big East, Big Ten, Big 12, Pac 12 and SEC with seven road wins.
- From January 6-22, Carolina won seven straight ACC games by double digits, most since winning 10 straight in 1992-93. UNC has nine double-digit nine wins in its 15 ACC wins and has a scoring margin of 9.6 in league play.
- Carolina leads the ACC in scoring and rebounding, is second in scoring margin and field goal defense and third in three-point defense.
- Carolina's defense has held ACC opponents to 39.8% from the floor and 30.4% from three-point range.
- The Tar Heels have held ACC opponents to 70 points or below in 26 of the last 36 games dating back to last season.
- Carolina has out-rebounded its opponents in 18 straight games and is plus 166 on the boards in those games, 15 of which were victories.
- Carolina's 75-68 win at Florida State on January 27 was UNC's 750th regular-season ACC win, becoming the first program to win 750.
- Carolina has six players who have started 50 or more college games (160 by Armando Bacot, 114 by Cormac Ryan, 110 by RJ Davis, 91 by Harrison Ingram, 67 by Jae'Lyn Withers and 58 by Paxson Wojcik).
- The lineup UNC started against NC State has started the last 22 games. Elliott Cadeau, Ryan, Davis, Ingram and Bacot has a combined 499 career starts.
- The Tar Heels went 6-1 in November, 3-2



ARMANDO BACOT is playing in his 162nd game, breaking the all-time ACC record set by Virginia's Kihei Clark from 2018-23. Bacot is UNC's all-time leading rebounder and No. 3 scorer.

in December, 8-1 in January and the win over Miami capped a 5-2 record in February.

- Hubert Davis is one of 15 candidates on the Atlanta Tipoff Club/Naismith Award's late-season watch list for National Coach-of-the-Year honors.

UNC-NOTRE DAME

- Carolina is 29-9 against the Irish, including 13-5 since Notre Dame joined the ACC in 2013-14.
- The Tar Heels are 9-1 in Chapel Hill, including 8-1 in the Smith Center.
- Carolina won both games last year. The Tar Heels have won two in a row, four out of five and 11 of the last 13.
- The last time these teams played was 2/22/2023 at Notre Dame, a 63-59 UNC victory. The Irish led, 27-19, at the half as the Tar Heels made just 5 of 27 shots from the floor in the opening 20 minutes. That was Carolina's lowest percentage in a half since going 0 for 2 in the first half at Duke in 1979.
- Armando Bacot and Caleb Love led UNC with 16 points. Love hit both of the Tar Heels' three-pointers (UNC was 2 for 23).
- Carolina pounded the Irish on the glass with a rebound margin of 52-33. Bacot (11), Leaky Black (10) and Pete Nance (10) had double-figure rebounds.
- UNC had a season-high 23 offensive rebounds which led to a season-best 23 second-chance points.
- Last year in Chapel Hill (1/7/2023), Bacot had 21 points and 13 rebounds and Love made three first-half 3FGs and scored 18.
- UNC led by 13 at the half but the Irish pulled within seven at 61-54 before RJ Davis scored four of the next seven points to double the lead.
- UNC graduate student Cormac Ryan played the previous three seasons for Notre Dame. He was team captain each of the last three seasons for the Irish and scored 964 points in 92 games at Notre Dame. Ryan played in five games for Notre

RECORDS VS. 2023-24 OPPONENTS

Arkansas	8-3
Boston College	23-6
UC Riverside	1-0
Charleston Southern	1-0
Clemson	136-24
Connecticut	5-2
Duke	144-117
Florida State	55-16
Georgia Tech	72-28
Kentucky	25-18
Lehigh	2-0
Louisville	20-7
Miami	28-10
NC State	166-80
Northern Iowa	3-1
Notre Dame	29-9
Oklahoma	4-0
Pittsburgh	16-8
Radford	3-0
Syracuse	17-7
Tennessee	11-2
Villanova	11-6
Virginia	135-62
Virginia Tech	73-17
Wake Forest	165-69

ALL-TIME RECORDS/RANKINGS

Seasons: 114
All-Time: 2366-858 (.734)
ACC Regular-Season: 756-313 (.707)
All-Time Home: 1,050-198 (.841)
Dean E. Smith Center: 476-87 (.845)
Smith Center ACC: 248-69 (.782)
Smith Center Non-Conference: 228-18 (.927)

	National Rank	Total
Wins	3rd	2,366
Winning Percentage	2nd	.734
NCAA Tournament Titles	3rd	6
Final Fours	1st	21
NCAA Tournaments	2nd	52
NCAA Tournament Games	2nd	180
NCAA Tournament Wins	2nd	131
NCAA Tournament Win Pct.	2nd	.728
ACC Regular-Season Titles	1st	32
ACC Regular-Season Wins	1st	756
ACC Tournament Titles	2nd	18
ACC Tournament Finals	1st	35
ACC Tournament Wins	2nd	106
NBA First-Round Draft Picks	3rd	54
NBA Draft Picks	3rd	118
1,000-Point Scorers	1st	81
Olympic Gold Medalists	1st	10

Dame against UNC (and one game for Stanford vs. UNC in 2018-19), including twice for the Irish in the Smith Center.

MILESTONE WATCH

- Armando Bacot has scored 2,216 points, third most all-time by a Tar Heel ... needs 75 to pass Phil Ford (2,290) for second.
- Bacot passed Wake Forest's Randolph Childress for 18th in ACC career scoring in the NC State game ... he needs 10 to pass Georgia Tech's Matt Harpring (2,225) for 17th, 13 to pass Virginia's Ralph Sampson (2,228) for 16th and 18 to pass UVA's Buzzy Wilkinson (2,233) for 15th.
- Bacot has 1,635 rebounds, most ever by a Tar Heel and second most in ACC history ... Bacot is 12th in rebounds in NCAA history ... he needs 39 to pass Morehead State's Kenneth Faried (1,673) for 11th.
- Bacot is seventh in NCAA history with 82 double-doubles ... Syracuse's Derrick Coleman and La Salle's Lionel Simmons (83) are tied for fifth.
- Bacot passed Al Wood in career field goals by a Tar Heel in the NC State game ... Bacot is third in with 827 ... needs 39 field goals to pass Phil Ford (865) for third.
- RJ Davis has scored 1,926 points, which is 10th in UNC history ... needs 49 to pass Antawn Jamison (1,974) for ninth.
- Davis needs 74 points to become the eighth Tar Heel to score 2,000 (Bacot did that earlier this season).
- Davis has the third-most points by a Tar Heel guard ... he needs 82 to pass Charlie Scott (2,007).
- Davis has made 253 three-pointers, the third most all-time by a Tar Heel ... Marcus Paige is first (299) and Joel Berry II is second (266).
- Davis has 404 assists ... needs six to pass Walter Davis (409) for 17th in UNC history.
- Harrison Ingram needs one steal for 100 career steals.
- Cormac Ryan needs 27 points for 1,500 career points.

AP POLL NOTES

- Carolina is No. 7 in week 18 in the Associated Press poll (released on March 4).
- It is the 954th time the Tar Heels are ranked in the AP poll, the second most in college basketball history.
- It was the 13th time this season and 702nd time (third most) the AP ranked the Tar Heels in the top 10.
- Carolina has played the No. 2 (UConn), 4 (Tennessee), 9 (Duke) and 15 (Kentucky) teams in this week's AP poll.
- From November 24-December 20, 2023, UNC played five consecutive non-conference games against ranked opponents for the first time in UNC history. The Tar Heels played Arkansas (20th), Tennessee (10th), UConn (5th), Kentucky (14th) and Oklahoma (7th).

RJ DAVIS' PLAYER-OF-THE-YEAR SEASON

- RJ Davis is a leading candidate for National and ACC Player-of-the-Year, first-team All-America and Jerry West Shooting Guard Award honors.
- The senior from White Plains, N.Y., leads the ACC in scoring at 21.4 points per game.
- Davis is 10th in the country in scoring, 15th in three-pointers per game, 15th in free throw percentage and 27th in 3FG percentage.
- He has third-highest scoring average among

players in the ACC, Big East, Big Ten, Big 12, Pac 12 and SEC.

- He has the most 30-point games in a season by a Tar Heel since Coby White had three in 2018-19.
- He has scored 20 or more points 18 times, 25 or more nine times, 30 or more three times and a career-high 42 on Feb. 26 vs. Miami.
- He has scored in double figures in all but one game (UC Riverside) and in each of the last 26 games.
- He is on pace to become the first Tar Heel to lead the ACC in scoring since Tyler Hansbrough in 2007-08, when Hansbrough was the unanimous National Player of the Year.
- Davis is on pace for the highest scoring average by a Tar Heel since Hansbrough averaged 22.6 in 2007-08. Davis' 21.4 points per game are on pace to be the highest average by a guard since Hubert Davis averaged 22.4 in 1991-92. The last 10 seasons in which a Tar Heel averaged 20 or more points include:

Year	Player	PPG
2023-24	RJ Davis	21.7
2008-09	Tyler Hansbrough	20.7
2007-08	Tyler Hansbrough	22.6
2003-04	Rashad McCants	20.0
2000-01	Joseph Forte	20.9
1997-98	Antawn Jamison	22.2
1991-92	Hubert Davis	21.4
1985-86	Brad Daugherty	20.2
1982-83	Michael Jordan	20.0
1977-78	Phil Ford	20.8
1969-70	Charlie Scott	27.1

- Davis is averaging 21.7 points in ACC games, the highest average since Duke's RJ Barrett averaged 22.6 in 2018-19.
- Davis is averaging 3.4 assists per game and has an assist/turnover ratio of 2.2 to 1. He is on pace to finish a season with the highest scoring average of any ACC player in history to average three or more assists per game and have an assist/ratio of at least 2 to 1. Those numbers would exceed Georgia Tech's Kenny Anderson, who averaged 20.6 points in 1990, and Travis Best, who averaged 20.2 in 1995.
- Davis has 100 assists this season. Charlie Scott (1967-68), Phil Ford (1977-78), Joseph Forte (2000-01) and Davis are the only Tar Heels to average 20 points and have 100 assists in the same season.
- Davis has made 92 three-pointers, an average of 3.17 per game, second most in the ACC to Pittsburgh's Blake Hinson (3.38 per game). The Tar Heel record is 2.71 per game by Shammond Williams in 1996-97 (95 in 35 games).

MOST THREE-POINTERS PER GAME — SEASON

3.17	RJ Davis, 2023-24 (92 in 29 games)
2.71	Shammond Williams, 1996-97 (95 in 35 games)
2.67	Cameron Johnson, 2018-19 (96 in 36 games)
2.63	Justin Jackson, 2016-17 (105 in 40 games)
2.62	P.J. Hairston, 2012-13 (89 in 34 games)

- Davis made a career-high seven three-pointers vs. Miami and has made the eighth most in a season by a Tar Heel.

MOST THREE-POINTERS — SEASON

105	Justin Jackson, 2016-17
98	Brady Manek, 2021-22
96	Cameron Johnson, 2018-19
95	Shammond Williams, 1996-97
94	Marcus Paige, 2014-15
93	Caleb Love, 2021-22



RJ DAVIS won his fourth ACC Player-of-the-Week award for his play vs. Miami and NC State. No other player in the league has won the award more than twice this season.

93	Joel Berry II, 2017-18
92	RJ Davis, 2023-24
89	P.J. Hairston, 2012-13
88	Joel Berry II, 2016-17
88	Reggie Bullock, 2012-13

- Davis has scored 20 or more 18 times this season, including eight straight games from Villanova through Charleston Southern, the first Tar Heel to accomplish that since Hansbrough had a streak of nine consecutive games in 2008-09.
- Davis' 18 20-point games are the most in a season by a Tar Heel since Justin Jackson had 19 in 40 games during Carolina's national championship winning season in 2016-17.
- Davis has nine 25-point games this season. Hansbrough had 10 25-point games in 2008-09 and 16 in 2007-08, when he was the National Player of the Year.
- Davis scored at least 26 points in five straight games (Arkansas through Kentucky), the first Tar Heel to do that since Charlie Scott in 1969-70.
- Davis is the third-highest scoring Tar Heel guard all-time behind Phil Ford and Scott (who also played small forward).
- Davis' career scoring average is 14.8, the eighth-highest by a Tar Heel guard.

CAREER SCORING AVERAGE — UNC GUARDS

Player	Years	PPG
Charlie Scott	1967-70	22.1
Bobby Lewis	1964-67	22.1
Joseph Forte	1999-2001	18.7
Phil Ford	1974-78	18.6
York Larese	1958-61	17.9
Michael Jordan	1981-84	17.7
Coby White	2018-19	16.1
RJ Davis	2020-	14.8
Wayne Ellington	2006-09	14.7
Caleb Love	2020-23	14.6
Al Lifson	1951-55	14.6

- Davis is shooting 41.1% from three and 89.2% from the line. Shammond Williams is the only Tar Heel to shoot 40% from three and 90% from the free throw line (in 1997-98).
- His free throw percentage (.892) is the third highest in UNC single-season history (Williams made 91.1% in 1997-98 and Joel Berry II shot



HARRISON INGRAM has scored 20 or more points five times this season – against Villanova, Tennessee, UConn, Duke and NC State. Ingram had a game-high 22 against NC State and is the ACC's leading rebounder in league games.

89.3% in 2017-18). Davis shot 88.1% last season, which was the third highest entering the season.

- He has made a three-pointer in all 29 games (34 straight) and made two or more three-pointers in 23 consecutive games, the longest streak in UNC history, until the Virginia game.

CONSECUTIVE GAMES W/MULTIPLE 3FGS — UNC

Name	Games
RJ Davis, 2023-24	23
Justin Jackson, 2016-17	15
Marcus Paige, 2014-15/2015-16	13
Marcus Paige 2014-15	13
Shammond Williams, 1996-97	13
Donald Williams, 1992-93/1993-94	13

- Davis has tied the third-longest streak by a Tar Heel making at least one 3FG in a game.

MOST CONSECUTIVE GAMES WITH A THREE-POINTER

45	Caleb Love
41	Marcus Paige
34	RJ Davis, current
34	Rashad McCants
34	Shammond Williams
34	Hubert Davis

- Davis began his fourth season as UNC's 48th-leading scorer and has moved up 38 spots to 10th with 1,926 points. Antawn Jamison is ninth with 1,974.

- This season Davis has passed Danny Green, Ty Lawson, Kris Lang, Luke Maye, Brendan Haywood, Deon Thompson, Jason Capel, Shammond Williams, Dennis Wuycik, Caleb Love, Kennedy Meeks, Tyler Zeller, Scott Williams, J.R. Reid, Jeff Lebo, Mitch Kupchak, Hubert Davis, Jawad Williams, Justin Jackson, Eric Montross, Kenny Smith, Wayne Ellington, Rick Fox, Billy Cunningham, Brice Johnson, Rashad McCants, George Lynch, Mike O'Koren, Michael Jordan, Joel Berry II, Bobby Lewis, Marcus Paige, Walter Davis and Brad Daugherty.

CAREER POINTS – UNC GUARDS

Player	Years	Points
Phil Ford	1974-78	2,290
Charlie Scott	1967-70	2,007
RJ Davis	2020-	1,926
Marcus Paige	2012-16	1,844
Bobby Lewis	1964-67	1,836

- Davis had 20 points, 10 assists, five steals and no turnovers in the win over Charleston Southern, becoming the first Tar Heel ever with 20/10/5/0 in a game.
- He was the first Tar Heel with a double-double in points and assists since Theo Pinson in 2018 and the first with 20 points/10 assists since Kendall Marshall at Duke in 2012.

42 ... 36

- On Jan. 22 RJ Davis scored a career-high 36 points vs. Wake Forest. Four home games later on Feb. 26, he not only established a new career high, he also broke the all-time Smith Center scoring record with 42 points against Miami.

- Davis is the first Tar Heel to score 36 or more points twice since Tyler Hansbrough and the first to accomplish that twice in the same season since Joseph Forte in 2000-01.

- Four Tar Heels have scored 36 or more points twice in the Smith Center – Davis, Hansbrough, Forte and Antawn Jamison.

- Davis made 14 field goals against both Wake Forest and Miami. Those were the most by a Tar Heel guard since Joseph Forte made 15 against Florida State on 2/22/2001.

- Davis' 42 points against the Hurricanes: — broke Tyler Hansbrough's Smith Center record for a college game (40 vs. Georgia Tech in 2006);

- were the most by a Tar Heel since Shammond Williams scored 42 at Georgia Tech in a 2OT win in 1998;

- were the most by a Tar Heel in a regulation-length game since Charlie Scott's 43 vs. Wake Forest in 1970;

- were the most points by a Tar Heel against Miami.

- were the most points in an ACC game since Boston College's Jerome Robinson scored 46 in a loss against Notre Dame in 2018.

- It was the first time a Tar Heel outscored the rest of his team since Michael Jordan had a career-high 39 in UNC's 72-65 win over Georgia Tech in Greensboro in 1983.

- Davis scored 56% of UNC's points. It was the highest percentage of UNC's points by one player since 1941, when George Glamack scored 45 points vs. Clemson, which was 59.2% of UNC's 76 points vs. the Tigers.

- It was the first time Carolina won when only player scored in double figures since a 2011 win over Virginia.

- It was the first time a Tar Heel ever made seven two-point field goals, seven threes and seven free throws in one game. Harrison Barnes made six 2FGs, 6 3FGs and 10 FTs when he scored 40 points vs. Clemson in 2011 and Kenny Smith made eight 2FGs, six 3FGs and seven FTs when he scored 41 at Clemson in 1987.

- Davis was 14 for 22 from the floor, 7 for 11 from three and 7 for 9 from the line. It was the first time a Tar Heel ever made at least seven 2FGs, 3FGs and free throws in a game.

KNOCKING THEM DOWN

- Davis began the season with the 19th-highest career free throw percentage in ACC history and has climbed to a tie for ninth at 86.2%.

HIGHEST FT PERCENTAGE — UNC, CAREER

Name (Years Played)	Made	Att.	Pct.
RJ Davis (2020-)	395	458	.862
Shammond Williams (1994-98)	291	343	.848
Marvin Williams (2004-05)	138	163	.847
Danny Green (2005-09)	202	239	.845
Marcus Paige (2012-16)	347	411	.844

HIGHEST FT PERCENTAGE — ACC, CAREER

Name (Years Played)	Made	Att.	Pct.
J.J. Redick, Duke, 2003-06	662	726	.912
Jack McClinton, Miami, 2007-09	332	369	.900
Scott Wood, NC State, 2010-13	233	263	.886
J. Girard III, Syr/Clemson, 2020-	387	438	.884
Malcolm Brogdon, UVA, 2013-16	422	482	.876
Charlie Davis, WF, 1969-71	578	662	.873
Roger Mason, UVA, 2000-02	318	366	.869
Luke Kennard, Duke, 2015-17	248	286	.867
RJ Davis, 2020-	395	458	.862
Trajan Langdon, Duke, 1995-99	386	448	.862

- Davis made 41 straight free throws from the Villanova game on November 23 to the Kentucky game. That tied Jeff Lebo's school record for consecutive makes. Davis also had a streak of 39, which he set over the last five games in the 2022 NCAA Tournament to the first four games last season. That is now tied for the fourth-longest streak by a Tar Heel.

CONSECUTIVE FREE THROWS MADE — UNC

41	RJ Davis (11/23/23-12/16/23)
41	Jeff Lebo (1/3/89-3/12/89)
40	Caleb Love (2/16/22-3/11/22)
39	RJ Davis (3/19/22-11/20/22)
39	Bobby Lewis (2/12/66-2/22/66)
34	Shammond Williams (12/16/97-1/24/98)

BACOT'S HISTORIC CAREER

- Fifth-year grad student Armando Bacot is Carolina's all-time leader in rebounds (1,635), offensive rebounds (561), double-doubles (82) and games with 10 or more rebounds (91).
- Bacot had 10 or more rebounds in each of the seven games prior to NC State, his longest streak since the eight post-season games in 2022.
- The Feb. 3 Duke and Feb. 6 Clemson games were his 24th and 25th with at least 20 points and 10 rebounds, the win at Miami was his 26th with 15 or more rebounds and his 25-point, 12-rebound game vs. Virginia Tech was the seventh career 25/10 game.
- The Tar Heels are 5-1 this season and 21-5 in the last five seasons when Bacot has 20 and 10.
- Bacot has passed Joel Berry II, Bobby Lewis, Marcus Paige, Walter Davis, Brad Daugherty, Antawn Jamison, Larry Miller, Charlie Scott, Al Wood, Lennie Rosenbluth and Sam Perkins this season to move up to third in UNC career scoring with 2,216 points. Tyler Hansbrough (2,872) and Phil Ford (2,220) are the only two Tar Heels with more.
- Bacot has 14 double-doubles this season and 82 in his career. He is third in ACC history behind only Tim Duncan (87) and Ralph Sampson (84).
- Bacot is second in ACC rebounds behind only Wake Forest's Dickie Hemric (1,802).
- Bacot has 82 double-doubles in 161 games (double-doubles in 50.9% of his games). That equals the third-highest percentage by a Tar Heel behind Billy Cunningham (87.0%) and Lennie Rosenbluth (51.3%).

- Bacot set UNC single-season records in 2021-22 with 511 rebounds, 31 double-doubles, five 20-rebound games (tied), 32 games with 10 or more rebounds, rebounds in an NCAA Tournament and rebounds by a Tar Heel in the Elite 8, national semifinal and championship games.
- Bacot became the first player in NCAA Tournament history with six double-doubles in one season and tied the NCAA single-season record for double-doubles with 31 (Navy's David Robinson also had 31 in 1985-86).

DOUBLE-DOUBLES – ACC, CAREER

87	Tim Duncan, Wake Forest, 1994-97
84	Ralph Sampson, Virginia, 1980-84
82	Armando Bacot, 2019-
68	Ronnie Shavlik, NC State, 1954-56
67	Tom Burleson, NC State, 1972-74

REBOUNDS – ACC, CAREER

1,802	Dickie Hemric, Wake Forest, 1952-55
1,635	Armando Bacot, 2019-
1,598	Ronnie Shavlik, NC State, 1954-56
1,570	Tim Duncan, Wake Forest, 1994-97
1,511	Ralph Sampson, Virginia, 1980-83

MORE ACCOLADES FOR ARMANDO

- Armando Bacot, the most prolific rebounder in Carolina basketball history, has won ACC Player-of-the-Week and National Player-of-the-Week honors twice this season.
- Bacot has won the ACC Player of the Week award eight times in his career, third most by a Tar Heel.
- Florida State's Leonard Hamilton said: "We had to fight so hard to defend Bacot that now you opened up opportunities for (Harrison) Ingram to get 15 rebounds and those other guys to drive the basket because we're giving him so much attention, but that's what great teams do."

ACC PLAYER OF THE WEEK – ALL-TIME, UNC

12	Antawn Jamison, 1995-98
10	Tyler Hansbrough, 2005-09
8	Armando Bacot, 2019-
6	Phil Ford, 1974-78
5	Luke Maye, 2015-19
5	Joel Berry II, 2014-18
5	Marcus Paige, 2012-16
5	Michael Jordan, 1981-84
5	Mike O'Koren, 1976-80

THREE ACC PLAYERS OF THE WEEK

- RJ Davis, Armando Bacot and Harrison Ingram have won ACC Player-of-the-Week honors this season.
- Davis has won the award four times and Bacot has won twice.
- Davis is the only player to win ACC Player of the Week more than twice this season (Bacot and Pitt's Blake Hinson won two times apiece).
- This is the first time three Tar Heels won the award in the same season since 2018-19 (Luke Maye, Cameron Johnson and Coby White).
- Davis also has won National Player-of-the-Week honors four times this season, including last week for the Miami and NC State games. Bacot also has won NPOW honors twice this season.

ACC PLAYERS OF THE WEEK – SINGLE SEASON

Tyler Hansbrough	8 in 2008
Antawn Jamison	7 in 1998
RJ Davis	4 in 2023-24
Joel Berry II	4 in 2017
Brice Johnson	4 in 2016
Marcus Paige	4 in 2014
Joseph Forte	4 in 2001
Antawn Jamison	4 in 1997

BACOT, INGRAM CLEANING THE GLASS

- Armando Bacot leads the ACC in rebound average in all games at 10.3 per game and is second in ACC games behind his teammate, Harrison Ingram, with 10.2 per game in league play.
- Bacot also led the ACC in rebound average in 2021-22 and 2022-23. The only Tar Heel to lead the ACC three times is Billy Cunningham from 1962-65.
- Ingram leads the ACC in rebounding in league games, where he is averaging 10.7 per game, and is fourth in all games with a career-high 9.1 per game.
- This would be the first time two Tar Heels averaged 9.0 or more rebounds since 2011-12, when John Henson and Tyler Zeller averaged 9.9 and 9.6, respectively, in all games.
- Bacot and Ingram have 47.6% of Carolina's rebounds, the highest percentage of UNC's total by two players since 1975-76, when Mitch Kupchak and Tom LaGarde combined for 49.4% of the team's rebounds.
- Bacot has 300 rebounds this season. He joins Antawn Jamison and Billy Cunningham as the only Tar Heels with three seasons of 300 rebounds.
- Ingram has 10 or more rebounds 14 times this season, including 12 of UNC's last 17 games. He had six double-figure rebounding games in 65 games at Stanford. He has 13 or more rebounds eight times this season.
- He set a career high with 15 at Pittsburgh on January 2, then broke that mark eight nights later with 19 at NC State. He also had 17 at Florida State and 17 vs. Virginia Tech.
- Ingram's 19 rebounds at NC State were the most ever by a Tar Heel in 245 games against the Wolfpack. Billy Cunningham had 18 in 1965 and Armando Bacot pulled down 18 twice.
- Ingram has 17 offensive rebounds in the last five games (3.4 per game).

TAR HEELS NO. 1 ON THE BOARDS

- Carolina leads the ACC in rebounding (40.8 per game), offensive rebounds (11.9 per game) and rebound margin (+6.7 per game).
- Nationally, the Tar Heels are eighth in rebounds, 23rd in rebound margin and 70th in offensive rebounds.
- Carolina has averaged 40 or more rebounds in 14 of the previous 17 seasons.
- UNC has outrebounded its opponent in each of the last 18 games by a combined 166, an average of 9.2 per game. The Tar Heels are 15-3 in those games.
- Beginning in Dean Smith's first season as head coach, the Tar Heels have won 83.7% (1196-233) of their games when they have more rebounds.
- The Tar Heels are 52-20 in three seasons under Hubert Davis when they have more rebounds.

INGRAM'S ALL-AROUND IMPACT

- Harrison Ingram leads Carolina in steals (44), is second in three-point percentage (.395), offensive rebounds (76), rebounds (263) and rebound average (9.1) and is third in scoring (12.5), three-pointers (51) and assists (61).
- Ingram's 22-point outing vs. NC State was the second game he led UNC in scoring, and both were comeback wins by the Tar Heels. UNC trailed NC State by eight at the half and won by nine. In November, Ingram led UNC with 20 points as the Tar Heels came back from a six-point halftime deficit to Northern Iowa to win,



ELLIOT CADEAU had 15 points and seven assists against NC State. It was his second-highest offensive rating (145) of the season and highest in an ACC game.

- 91-69, in the Bahamas.
- Ingram has five 20-point games. The five teams have a combined record of 106-39 (through March 3) and include three 20-win teams – UConn, Duke and Tennessee.
- Ingram's rebounding average (9.1) is the highest by a Tar Heel not taller than 6-7 since Larry Miller in 1967 (Miller was 6-3 and averaged 9.3)
- He was sensational on both ends of the court in the Feb. 3 win over Duke, for which he was named ACC Player of the Week. He scored a season-high 21 points, made a career-high five threes, tied his career high with eight field goals, grabbed a game-high 13 rebounds and tied his career high with four steals.
- Ingram joined George Lynch (1993 NCAA East Region final vs. Cincinnati) as the only Tar Heels ever to have at least 20 points, 13 rebounds and four steals in a game (and Lynch did not attempt a three-pointer in that game).
- Ingram joined Reggie Bullock as the only Tar Heels with five 3FGs and 13 rebounds in a game (Bullock vs. NC State in 2013). Ingram, Bullock, Brady Manek, Joseph Forte and Cole Anthony are the only Tar Heels to make five threes and have 10 or more rebounds in a game.
- He hit two early threes at Florida State; banked in a two-pointer and drained a three from the wing that helped preserve UNC's lead down the stretch at Boston College; made key threes early in the win over Tennessee; hit a late-clock shot to help beat Oklahoma; and sank a clutch three late in the win at Clemson.
- Ingram made a career-high three 3FGs seven times during his two seasons at Stanford. He made a career-high five vs. Duke and four vs. UNI, Villanova and Tennessee.

ELLIOT ON POINT

- Freshman guard Elliot Cadeau has a team-high 122 assists, including 39 in the last six games (6.5 per game).
- Cadeau is the 11th Tar Heel freshman with 100 or more assists in a season and has the

fourth-highest assist/turnover ration (2.39) among those 11 players.

- Saturday, in the win over NC State, Cadeau had 15 points and seven assists and finished with plus 15. He scored eight points and had five of his assists in the second half as UNC outscored the Pack, 42-25.
- He scored a season-high 19 points and had eight assists in the win at Miami on Feb 10.
- The West Orange, N.J., native had a season-best 10 assists and no turnovers in the win over Tennessee.

ASSIST/TURNOVER RATIO

UNC FRESHMAN WITH 100 OR MORE ASSISTS

Player	Year	Assists	TOb	A/TO
Jeff Lebo	1985-86	137	46	2.98
Ty Lawson	2006-07	213	83	2.56
Kendall Marshall	2010-11	230	92	2.50
Elliot Cadeau	2023-24	122	51	2.39
Ed Cota	1996-97	234	124	1.89

SEVEN ROAD WINS

- Carolina is 7-2 on the road this season, all in ACC play. The Tar Heels held the home teams under 70 points in six of the seven wins. That included the first five ACC road games, which was Carolina's longest streak holding teams to below 70 points in consecutive ACC road games since 1982. From 2/11/1980 to 1/23/1982 the Tar Heels allowed fewer than 70 points in 13 consecutive ACC road games (10-3 in those games).
- The win at Virginia marked the eighth time Carolina has won seven or more ACC road games, and the second in Hubert Davis' tenure as head coach. In all seven previous seasons when the Tar Heels won seven or more road games, they finished either first or second in the ACC standings, including first place in five of those seasons.
- The Tar Heels are one of five teams in the ACC, Big East, Big Ten, Big 12, Pac 12 and SEC with seven road wins.
- The Tar Heels are 18-11 on the road in the ACC under Hubert Davis.

MAKING IT COUNT AT THE STRIPE

- The Tar Heels lead the ACC and are 10th in the country with 17.9 free throws made per game.
- Carolina made 23 of 27 free throws in the home win over NC State. It was the ninth win in 10 games this season when the Tar Heels make at least 20 free throws in a game (only loss to Kentucky).
- UNC converted 85.2% from the line vs. NC State. The Tar Heels are 10-1 when they make at least 80% from the free throw line this season (only loss was at Syracuse, when UNC made nine of 11 but the 11 attempts were a season low).
- RJ Davis (89.2%), Cormac Ryan (87.7%) and Armando Bacot (78.2%) are all shooting career-high percentages from the line this season.
- Davis led the ACC in free throw percentage in 2022-23 and is second this year.
- Bacot leads UNC in attempts with 142; Davis leads in made free throws with 124. The last time a guard led UNC in made free throws was 2018-19, when Coby White made 104 of 130.
- Davis is third in the ACC in free throws made. Syracuse's Judah Mintz (195) and Florida State's Jamir Watkins (131) are the only ACC players to make more.

ACC LEADERS

- Carolina leads the ACC in scoring and is 28th in the country at 81.4 points per game. The Tar Heels are second in the ACC and 25th nationally in scoring margin at 11.0 per game.
- UNC has led the ACC in scoring 20 times, most recently in 2018-19.
- Carolina is 12-2 this season and 39-5 in Hubert Davis' three seasons as head coach when it scores 80 or more points.
- RJ Davis and Armando Bacot lead the ACC in scoring and rebounding, respectively. The last time two different Tar Heels led the ACC in those categories was 2003-04 (Rashad McCants in scoring, Sean May in rebounding).
- The last time one Tar Heel averaged 20 points and another 10 rebounds was 1967-68, when Larry Miller averaged 22.4 points and Rusty Clark averaged 11.1 rebounds in leading Carolina to an ACC title and the Final Four.

WINS/LOSSES

- The Tar Heels allow 67.2 points in their 23 wins, while the opponents are scoring 82.8 per game in the six losses.
- UNC has held the opponents to 70 or fewer points in 17 of the 23 wins, while the opponents have scored 80 or more points in five of the six losses.
- Carolina is shooting 45.5% from the floor in the wins and 42.3% in the losses.
- The opponents are making 6.7 threes per game and shooting only 30% from three in UNC's wins. In the losses, the opponents are averaging 8.5 threes per game at 35.4%. That includes Georgia Tech (45.0%), Clemson (35.5%) and Syracuse (47.1%) in the last three losses.
- The Tar Heels are shooting 76.6% from the free throw line in the wins and 69.6% in the losses.
- The Tar Heels make 7.2 more free throws per game in their wins, while the opponents have made 3.5 more per game in the losses.
- UNC has a positive rebound margin of 8.3 per game in the wins and a margin of 0.2 per game in its six losses.
- Carolina has shot a higher three-point percentage than its opponents in 13 of its last 20 games. It won all 13 games in which the Tar Heels shot a higher percentage from three and lost four of the seven games (Kentucky, Georgia Tech, Clemson and Syracuse) in which the opponents shot a better percentage from three.

DEFENSE THE KEY

- Carolina is sixth in the nation in KenPom's defensive efficiency at 94.0 points per 100 possessions. That is UNC's best defensive efficiency since 2020-21 (91.7) and fourth best in the last 10 seasons.
- Carolina finished fourth in the country in defensive efficiency in 2010-11. This season could be the only other time the Tar Heels finish in the top 10 in defensive efficiency.
- Carolina is 1-4 when the opponents have an offensive efficiency of 105 or higher.
- Carolina is second in the ACC in both field goal and third in three-point percentage defense.
- Carolina is holding its opponents to 40.6% shooting from the floor, lowest by the opponents since 2014-15 (39.8%).
- Carolina is holding its opponents to 31.2% shooting from three-point range. That is the second-lowest percentage by the opponents in a season and lowest since the opponents made

30.0% in 2014-15.

- ACC opponents are shooting 30.4% from three-point range. Opponents have shot under 30% in 10 of the 18 conference games (UNC 10-0) and better than 40% seven times (UNC 5-2 with wins over Florida State twice, Louisville, Miami and NC State in Chapel Hill and losses at Georgia Tech and at Syracuse).
- Miami (46.7% on 14 of 30) and NC State (season-high 47.4% on 9 of 19) have made 23 three-pointers in the last two games.
- In seven of the 10 games when the opponents shot under 30% from three-point range, Carolina held those teams below 25% – 5.6% at Clemson, 10.0% at NC State, 15.0% by Wake Forest, 17.2% at Pittsburgh, 17.6% at Boston College, 21.1% by Syracuse in Chapel Hill and 14.3% at Virginia.
- The Tar Heels are 15-2 this season (losses to Villanova and Syracuse) when they make more three-pointers.
- Carolina has held the opponents below 40% from the floor in 31 of 58 halves and 13 of 29 games this season.
- Carolina is 11-2 this season and 31-4 under Hubert Davis when it holds the opponents below 40% from the floor.
- Carolina has held ACC opponents under 30% shooting in a half seven times.
- Carolina held Pittsburgh, Clemson and NC State under 60 points on their home courts in early January, the first time UNC did that in three straight road wins since 1998-99.
- On the road, UNC has held teams to 37.8% from the floor, including 25.3% from three-point range. Carolina is averaging 7.9 threes, while the home teams are making 5.0 per game.
- UNC has held six teams without a fastbreak point and eight others have scored three or fewer fastbreak points, including three by Virginia.

TAKING CARE OF THE BALL

- Carolina has more assists than turnovers in 21 of 29 games (72.4% of the games). Last year, UNC had more assists than turnovers in 15 of 33 games (45.5%).
- The Tar Heels are committing 10.4 turnovers per game. UNC's record low average for a season is 10.8 in 2015-16 and 2022-23.
- Carolina has committed fewer than 10 turnovers 12 times this year and is 10-2 in those games (losses to UConn and Clemson).

NOVEMBER SIGNEEES

- Carolina signed three players in the November high school signing period: **James Brown** of Aurora, Ill. (Link Prep in Branson, Mo.), **Ian Jackson** of Bronx, N.Y. (Our Saviour Lutheran) and **Drake Powell** of Pittsboro, N.C. (Northwood).
- Jackson and Powell were named to the McDonald's All-America game.

ACC ANNOUNCES 2024-25 MATCHUPS

- On Feb. 29, the ACC announced the slate of opponents for next season (2024-25).
- With the addition of Cal, SMU and Stanford, the league will maintain a 20-game conference schedule.
- The Tar Heels will play **home-and-home series** with Duke, Pittsburgh and NC State; **home** games vs. Boston College, Cal, Georgia Tech, Miami, SMU, Stanford and Virginia; and **away** games at Clemson, FSU, Louisville, Notre Dame, Syracuse, Virginia Tech and Wake Forest.



HEAD COACH HUBERT DAVIS



• Hubert Davis is in his third season as head coach at his alma mater and his 12th season on the Tar Heel coaching staff.

• Davis, 53 (turns 54 on May 17, 2024), led the Tar Heels to the 2022 NCAA East Regional championship, a win over Duke in a historic Final Four matchup and a berth in the national championship game in his first season as a head coach. The 1992 graduate of the University of North Carolina received two National Coach-of-the-Year awards as UNC won 17 of its last 21 games and came within a few possessions of securing the program's seventh NCAA Tournament title.

• In 2022-23, Davis joined Ben Carnevale and Bill Guthridge as the only Tar Heel head coaches to win 20 or more games in each of their first two seasons. He has compiled a 72-29 record in three seasons, including 41-17 in regular-season ACC play.

• Davis was named the 20th head coach of the UNC men's basketball program on April 5, 2021. He became the fourth former Tar Heel player to become UNC's head coach and the first Black head coach in Carolina men's basketball history.

• Davis played for Dean Smith at Carolina from 1988-92 and was an assistant coach on Roy Williams' staff from 2012-21. He played a key role coaching, recruiting and scouting and was the head coach of the UNC junior varsity program for six seasons from 2013-19.

• Davis led the Tar Heels to a 29-10 record in his rookie season as head coach. UNC went 15-5 in the ACC to tie Notre Dame for second place, just a game out of first. The Tar Heels went 7-3 on the road in league play, including five straight victories at Clemson, Louisville, Virginia Tech, NC State and fourth-ranked Duke when UNC won 11 of 13 games to conclude the regular season.

• The 29 wins were the second most by an individual in his first season as Carolina's head coach and equaled the 10th most in NCAA history for a first-year head coach.

• The Tar Heels closed the regular season scoring 55 second-half points in a 94-81 win at Duke in Mike Krzyzewski's final game at Cameron Indoor Stadium.

• Carolina trailed UCLA with two minutes left in the Sweet 16 but went on an 8-0 run to beat the Bruins and overpowered Saint Peter's, 69-49, in the regional final to send the Tar Heels to a 21st Final Four.

• Davis became just the second individual to play for and serve as head coach of the same school in Final Four history; the fourth to take his team to the national championship game in his first season as a head coach; the seventh to play in and be a head coach in the Final Four; and the 10th to lead his team to the Final Four in his first season as a head coach.

• The Tar Heels defeated Duke, 81-77, in the national semifinals, the first time the two great rivals ever played in the NCAA Tournament. The game featured a dozen ties and 18 lead changes, 13 of which came in the second half.

• Davis led Carolina to wins in March and April over the No. 4 (twice), No. 9 and No. 11-ranked teams in the AP poll. He won the Big House Gaines Award (National Sports Media Association) and John McLendon Award (CollegeInsider.com) as National Coach of the Year.

• In nine seasons on the bench with Williams, the Tar Heels played in eight NCAA Tournaments, advanced to the Final Four and national

championship games in 2016 and 2017 and won the NCAA title in 2017. The Tar Heels went 228-95, including 107-60 in Atlantic Coast Conference regular-season play, winning the regular-season ACC title in 2016, 2017 and 2019 and the ACC Tournament title in 2016.

• Davis coached 15 players who have played in the NBA, including 11 first-round draft picks – Cole Anthony, Tony Bradley, Reggie Bullock, P.J. Hairston, Justin Jackson, Bryce Johnson, Cameron Johnson, Walker Kessler, Nassir Little, Day'Ron Sharpe and Coby White.

• Prior to beginning his coaching career, Davis worked for seven years with ESPN as an analyst and co-host of the College GameDay program.

• Born in Winston-Salem, N.C., Davis grew up in Burke, Va., where he attended Lake Braddock High School, the same high school UNC and US Soccer star Mia Hamm attended. Davis was a high school football teammate of future Olympic hurdles gold medalist Allen Johnson.

• Davis played in 137 games as a Tar Heel from 1988-92, during which time UNC went 102-37, won the 1989 and 1991 ACC Tournaments and played in the 1991 Final Four. He scored 1,615 points, an average of 11.8 per game. He still holds the UNC record for career three-point percentage at .435 (197 of 453). He scored in double figures 80 times with 23 games scoring 20 or more points.

• Davis averaged 21.4 points and earned second-team All-ACC honors as a senior. He scored in double figures in 32 of 33 games that season, including 20 games with 20 or more points and 30 or more in four games. He netted a career-high 35 points at Duke on March 8, 1992.

• The New York Knicks selected Davis with the 20th pick in the first round of the 1992 NBA Draft. He played 12 seasons in the NBA, scoring 5,583 points, an average of 8.2 per contest. He made 728 three-point field goals and enters the 2023-24 season second in NBA history in career three-point percentage at .441.

• Davis averaged double-figure scoring in four different seasons – a career-high 11.1 with Dallas in 1997-98 and with the Knicks in 1993-94 (11.0), 1994-95 (10.0) and 1995-96 (10.7).

• He shot 40 percent or better from three-point range in eight seasons, including 1999-2000, when he led the NBA with a career-best 49.1 percent as a Maverick.

• Davis played for NBA head coaches Pat Riley, Don Nelson, Jim Clemons, Leonard Hamilton, Doug Collins, Rick Carlisle and Larry Brown. His NBA teammates included Anthony, Chauncey Billups, Ewing, Michael Finley, Richard Hamilton, Michael Jordan, Jason Kidd, Steve Nash, Dirk Nowitzki and Rivers.

• Hubert's uncle, Walter, starred at UNC from 1973-77 and was a five-time NBA All-Star. He was the NBA Rookie of the Year in 1978 with the Phoenix Suns, who retired his jersey number.

• Davis graduated from UNC in 1992 with a degree in criminal justice. He and his wife, Leslie, have three children – Elijah, Gracie and Micah.



HUBERT DAVIS' YEAR-BY-YEAR COACHING SUMMARY

as Head Coach		Overall			ACC		ACC	ACC	NCAA	AP	Coaches
Year	School	W	L	Pct.	W	L	Finish	Tournament	Tournament	Poll	Poll
2021-22	UNC	29	10	.744	15	5	T-2nd	1-1, Semifinals	5-1, Finals	—	2
2022-23	UNC	20	13	.606	11	9	7th	1-1, Quarterfinals	—	—	—
2023-24	UNC	23	6	.793	15	3	—	—	—	7	7
Head Coach Totals		72	29	.713	41	17		2-2	5-1		
as Assistant Coach		Overall			ACC		ACC	ACC	NCAA	AP	Coaches
Year	School	W	L	Pct.	W	L	Finish	Tournament	Tournament	Poll	Poll
2012-13	UNC	25	11	.694	12	6	3rd	2-1, Finals	1-1, 2nd Round	—	—
2013-14	UNC	24	10	.706	13	5	T-3rd	0-1, Quarterfinals	1-1, 2nd Round	19	21
2014-15	UNC	26	12	.684	11	7	5th	3-1, Finals	2-1, Sweet 16	15	12
2015-16	UNC	33	7	.825	14	4	1st	3-0, Champions	5-1, Final Four, 2nd	3	2
2016-17	UNC	33	7	.825	14	4	1st	1-1, Semifinals	6-0, Champions	5	1
2017-18	UNC	26	11	.703	11	7	T-3rd	3-1, Finals	1-1, 2nd Round	10	14
2018-19	UNC	29	7	.806	16	2	T-1st	1-1, Semifinals	2-1, Sweet 16	3	9
2019-20	UNC	14	19	.424	6	14	T-13th	1-1, Second Round	—	—	—
2020-21	UNC	18	11	.621	10	6	T-5th	2-1, Semifinals	0-1, 1st Round	—	—
Assistant Coach Totals		228	95	.706	107	55		16-8	18-7		



1 – ZAYDEN HIGH
6-9, 225, Freshman, Forward, San Antonio, Texas



X: @zaydenh1gh
 Instagram: zaydenhigh

2023-24: Played in 19 games • Season-high three points at home vs. Clemson • Season-high 12 minutes vs. Lehigh and Oklahoma, 11 vs. UC Riverside and 10 vs. Charleston Southern • Grabbed three rebounds and was a plus 5 in 12 minutes vs. Oklahoma • First field goal vs. UC Riverside • Five rebounds and scored his first collegiate points against Lehigh.

2023-24	FG	3FG	FT	REB	PF	PTS	A	TO	B	S	MP
Radford	0-0	0-0	0-0	0-1-1	2	0	0	1	0	0	8
Lehigh	0-0	0-0	2-2	2-3-5	0	2	1	0	0	1	12
UC Riverside	1-1	0-0	0-1	1-0-1	3	2	0	2	0	2	11
vs. Northern Iowa	0-1	0-0	2-2	0-1-1	3	2	0	0	0	0	4
vs. Villanova	0-0	0-0	0-0	0-0-0	0	0	0	0	1	0	2
vs. Arkansas											DNP
Tennessee	0-0	0-0	0-0	0-0-0	0	0	1	0	0	0	2
Florida State	0-0	0-0	0-0	1-0-1	0	0	0	1	0	0	2
vs. UConn											DNP
vs. Kentucky	0-0	0-0	0-0	0-1-1	1	0	0	0	0	0	2
vs. Oklahoma	0-1	0-0	0-0	0-3-3	2	0	0	1	0	0	12
Charleston Southern	0-1	0-1	0-0	1-1-2	2	0	0	1	0	0	10
at Pittsburgh											DNP
at Clemson	1-2	0-1	0-0	0-0-0	3	2	0	0	0	0	3
at NC State	1-1	0-0	0-0	0-0-0	1	2	0	0	1	0	2
Syracuse	0-4	0-3	0-0	0-3-3	2	0	1	1	0	0	8
Louisville	0-0	0-0	0-0	0-0-0	0	0	0	0	0	0	2
at Boston College	0-0	0-0	0-0	0-0-0	2	0	0	0	0	0	2
Wake Forest											DNP
at Florida State	0-0	0-0	0-0	0-1-1	0	0	0	2	0	0	2
at Georgia Tech	0-0	0-0	0-0	0-0-0	0	0	0	0	0	0	1
Duke											DNP
Clemson	1-2	0-1	1-2	1-1-2	0	3	0	0	0	1	5
at Miami	0-2	0-1	1-2	2-0-2	2	1	0	0	0	1	3
at Syracuse											DNP
Virginia Tech											DNP
at Virginia											DNP
Miami											DNP
NC State											DNP (illness)
Notre Dame											
at Duke											

Year	GP-GS	Min.	Ave.	FGM-A	Pct.	3FGM-A	HIGH'S STATS				Off	Def	Reb	Ave.	A	TO	B	S	Pts	Ave.
							Pct.	FTM-A	Pct.											
2023-24	19-0	92	4.9	4-15	.267	0-7	.000	6-9	.667	8	15	21	1.2	3	9	2	5	14	0.7	



2 – ELLIOT CADEAU

6-1, 180, Freshman, Guard, West Orange, N.J.



X: @ElliotCadeau
Instagram: elllio
pronunciation: kuh-DOE

2023-24: Averaging 7.9 points and 4.2 assists • Leads UNC with 122 assists • Has a 2.39 to 1 assist/turnover ratio • Is the 11th UNC freshman with 100 assists in a season and has the fourth-best assist/turnover ratio among those players (behind Jeff Lebo, Ty Lawson and Kendall Marshall) • In ACC games is fifth in assist/TO and sixth in assists • More assists than turnovers 23 times (14 of the last 16 games) • Season-high 10 assists vs. Tennessee and ACC-best nine at Syracuse •

Scoring high of 19 points at Miami • Has 39 assists in the last six games (6.5 per game) • Started the last 24 games • Averages 8.7 points in the 23 wins and 4.5 points in the losses • Has one or fewer turnovers 12 times • Scored in double figures seven times (UNC 7-0) • Has a positive plus/minus 25 times, second most on the team • Made four three-pointers in the first 23 games and four in the last six • Made 23 of his last 29 free throws (79.3%) over the last 10 games.

2023-24 Game Highlights: Second-highest offensive rating (145) of the season and highest in an ACC game in the home win over NC State as he scored 15 points and had seven assists (fourth time with seven or more assists) • Game-high six assists, one more than Virginia's entire team, in the win in Charlottesville • Was a plus 20 in the first half as UNC built an 11-point lead over Virginia Tech • ACC-best nine assists against just one turnover at Syracuse • Season highs in points (19), 3FGs (2) turnovers (5) and steals (4), tied season high with seven field goals and eight assists in the win at Miami • Made his first three since December and first in ACC play • Scored 11 of UNC's first 26 points as the Tar Heels jumped out to a 26-18 lead • Played 35 minutes at Miami, most this season (third time 30 or more) • Had four assists and only one turnover and was a plus nine, second best in the game, in the win over Duke, leading the Tar Heels to 93 points • Five assists and was a game-best plus 12 at Georgia Tech but fouled out with 5:49 to play • Game-high plus 16, game-high six assists and season-high 16 points in the win at Florida State • Season-best 8 for 9 from the line as he drew nine fouls • Was the first time since Villanova he led UNC in plus/minus • Made seven of 12 field goal attempts and totaled 14 points and had a game-high three assists vs. Wake Forest • Played 16 second-half minutes and directed an offense that shot 61.3% from the floor and scored 52 points vs. the Deacs • Season-high three steals, all in the first half, vs. Louisville • Scored seven of his 11 points at NC State in the second half and finished with six assists, the most since he had 10 against Tennessee • Scored in double figures (13) for the second time vs. Charleston Southern • Driving layup gave UNC its first lead of the second half in the home win over Florida State • Had 10 assists and zero turnovers in the win over No. 10 Tennessee • First Tar Heel with 10 or more assists and no turnovers since Marcus Paige in 2015 and first UNC freshman with double-digit assists since Paige in 2013 • Six first-half assists (UT had four) in helping the Tar Heels build a 61-39 lead • Joined Ed Cota (twice) and Ty Lawson as Tar Heels with 10 or more assists without a field goal • Went 5 for 8 from the line vs. the Vols (made two with 1:31 to play after UT cut the lead to six) • Averaged 8.3 points and totaled 11 assists and one turnover in the three games in the Bahamas • Made his first start against Arkansas in the final game at Atlantis • Three-pointer late in the first half ended a 12-1 Razorback run • Made 5 of 9 field goals and scored in double figures for the first time with 15 points vs. Northern Iowa • Five points and six assists in his debut vs. Radford • The six assists were the most by a freshman in the season opener since 2006 • Voted ACC Preseason Rookie of the Year by the ACC media.

2023-24	FG	3FG	FT	REB	PF	PTS	A	TO	B	S	MP
Radford	2-6	0-1	1-3	1-1-2	2	5	6	2	0	0	20
Lehigh	3-8	0-3	1-2	0-2-2	0	7	0	2	0	1	21
UC Riverside	3-4	0-0	2-3	0-0-0	1	8	2	4	0	0	23
vs. Northern Iowa	5-9	1-4	4-5	0-2-2	0	15	3	0	1	0	23
vs. Villanova	1-4	1-1	0-2	0-0-0	5	3	5	0	0	0	17
vs. Arkansas	2-4	1-1	2-4	1-1-2	5	7	3	1	0	0	26
Tennessee	0-5	0-1	5-8	1-1-2	3	5	10	0	0	1	31
Florida State	3-5	0-1	1-2	1-2-3	3	7	3	1	0	1	27
vs. UConn	3-4	0-0	1-2	0-1-1	0	7	5	2	0	1	27
vs. Kentucky	1-2	0-0	1-2	0-1-1	4	3	3	2	0	0	18
vs. Oklahoma	2-7	0-1	3-4	1-1-2	3	7	1	2	0	1	20
Charleston Southern	5-9	1-2	2-2	2-2-4	0	13	3	1	0	1	21
at Pittsburgh	2-2	0-0	0-1	0-0-0	4	4	2	2	0	0	15
at Clemson	1-4	0-2	2-2	1-0-1	3	4	1	0	0	0	18
at NC State	4-8	0-0	3-4	0-1-1	1	11	6	2	0	1	33
Syracuse	3-7	0-2	0-1	1-1-2	0	6	3	2	1	0	23
Louisville	2-4	0-1	1-2	1-1-2	1	5	3	2	0	3	25
at Boston College	3-7	0-0	2-4	0-2-2	3	8	5	2	0	0	28
Wake Forest	7-12	0-0	0-1	0-3-3	1	14	3	1	0	1	28
at Florida State	4-12	0-1	8-9	1-1-2	3	16	6	3	0	0	28
at Georgia Tech	2-7	0-1	1-1	0-2-2	5	5	5	1	0	1	21
Duke	1-9	0-4	5-7	2-0-2	3	7	4	1	0	0	23
Clemson	2-6	0-0	1-1	0-4-4	3	5	1	2	0	1	20
at Miami	7-14	2-6	3-4	1-2-3	1	19	8	5	0	4	35
at Syracuse	1-4	1-1	1-2	1-0-1	4	4	9	1	0	0	31
Virginia Tech	4-7	0-2	0-0	0-2-2	3	8	4	5	0	0	23
at Virginia	2-8	0-2	0-0	0-2-2	3	6	6	1	0	0	27
Miami	3-5	0-0	0-0	0-1-1	2	6	5	2	0	1	27
NC State	5-7	1-1	4-5	1-3-4	1	15	7	2	0	1	31
Notre Dame											
at Duke											

TOP 5 OFFENSIVE GAME RATINGS

148	vs. UNI
145	NC State
145	Charleston Southern
128	Syracuse
123	vs. Arkansas


CADEAU'S STATS

Year	GP-GS	Min.	Ave.	FGM-A	Pct.	3FGM-A	Pct.	FTM-A	Pct.	Off	Def	Reb	Ave.	A	TO	B	S	Pts	Ave.
2023-24	29-24	707	24.4	83-190	.437	8-37	.216	54-83	.651	16	39	55	1.9	122	51	2	19	228	7.9



3 - CORMAC RYAN

6-5, 195, Grad Student, Guard, New York, N.Y.



Instagram: cormac_ryan5

Career: Team captain at Notre Dame in each of the previous three seasons • One of three Irish players to serve as captain in three seasons • Has scored 1,473 points and made 265 three-pointers in 144 games over five seasons • Made 114 career starts • Played three years at the Milton Academy in Massachusetts before beginning his collegiate career at Stanford in 2018-19 (scored 14 points at UNC that season) • Transferred to Notre Dame, where he red-shirted in 2019-20 and then scored 964 points (10.5 per game) for the Irish from 2020-23 • Scored his 1,000th collegiate point on

1/21/23 against Boston College • Has scored in double figures 72 times with 20 or more points seven times • Career-high 29 points vs. Alabama in the first round of the 2022 NCAA Tournament • Scored 28 points in a 2021 win at Duke • An 82.1% shooter from the free throw line and made 34.5% from three • Made a three in 116 games, multiple threes 74 times and five or more 10 times • Two-time Academic All-ACC honoree • First name pronounced CORE-mack.

2023-24: Second on the team in three-pointers (53) and free throw shooting (career-high 87.7%) and fourth in scoring (10.7) • Led UNC in plus/minus eight times, tied for the team lead with RJ Davis • Made a three in 21 games and multiple 3FGs 16 times (UNC 12-4) • Season-high six 3FGs in the win at Virginia and four vs. Kentucky, Louisville, at Syracuse and Virginia Tech • Scored in double figures 15 times (UNC 12-3) with a high of 20 against Kentucky • Hit 26 threes over the last 10 games (2.6 per game) • Twenty-six of his last 31 field goals are three-pointers.

2023-24 Game Highlights: Sensational defensive effort in the second half in the home win over NC State, helping to limit DJ Horne to one field goal • Co-led UNC in plus/minus at +17 • Three-pointer ignited comeback from 10-point deficit • Season-high six threes and led all scorers with 18 points in the win at Virginia • First time he led UNC in scoring • Made five 3FGs in the first half, most by a Tar Heel in a half since Caleb Love made five in the second half vs. UCLA in the 2022 NCAA Sweet 16 • Scored nine straight UNC points to give Carolina an 18-6 lead • Made four 3FGs for the second game in a row and added 4 for 4 FTs for 16 points vs. Virginia Tech • Tied his season high with four threes and scored an ACC-season-high 18 points at Syracuse • Scored 13 first-half points vs. the Orange, which tied his second-half performance vs. UNI for his most points in a half this season • Raced back on defense after a turnover to breakup a Miami layup attempt that would have tied the game with 30 seconds to play • Hit a pair of threes and had two big steals vs. Duke • Made all three of his 3FGs early in the second half at Florida State, the first two helped erase an eight-point deficit (FSU's largest lead of the game) and the third gave UNC a 10-point lead • Was the fifth time this year he made three or more • Tied his season-high with four 3FGs, all in the first half, against Louisville • Scored all 10 of his points in the first half, led UNC with four assists and played outstanding defense in the win at No. 16 Clemson • Season-high seven

2023-24	FG	3FG	FT	REB	PF	PTS	A	TO	B	S	MP
Radford	3-8	3-7	4-4	0-3-3	0	13	3	0	0	1	31
Lehigh	2-7	0-3	2-2	0-2-2	1	6	3	1	0	1	25
UC Riverside	1-6	0-4	0-0	0-3-3	2	2	3	1	1	2	22
vs. Northern Iowa	3-12	3-8	6-6	0-4-4	1	15	2	1	3	1	28
vs. Villanova	7-12	2-6	2-3	1-2-3	3	18	1	3	0	1	38
vs. Arkansas	DNP right ankle										
Tennessee	3-9	2-6	7-7	1-1-2	5	15	1	1	0	0	24
Florida State	2-9	2-7	2-3	0-6-6	1	8	1	3	0	2	32
vs. UConn	3-10	0-6	0-0	0-0-0	2	6	0	1	0	0	24
vs. Kentucky	8-12	4-7	0-0	0-4-4	1	20	0	2	0	1	33
vs. Oklahoma	4-10	1-5	4-5	0-7-7	1	13	0	1	0	2	36
Charleston Southern	3-7	1-3	0-0	0-3-3	2	7	1	0	2	1	23
at Pittsburgh	3-9	0-2	4-4	1-6-7	4	10	0	0	0	2	32
at Clemson	4-8	2-6	0-0	1-1-2	0	10	4	3	0	1	29
at NC State	3-9	2-6	0-0	1-2-3	1	8	0	1	0	0	30
Syracuse	2-5	0-3	5-6	1-1-2	1	9	2	1	0	1	24
Louisville	5-10	4-7	0-0	0-2-2	4	14	0	0	0	0	28
at Boston College	4-11	0-4	6-6	2-1-3	4	14	1	1	1	1	33
Wake Forest	3-8	1-2	4-4	1-2-3	2	11	1	0	2	0	29
at Florida State	3-9	3-9	1-2	3-2-5	4	10	0	1	0	0	31
at Georgia Tech	3-14	3-10	0-0	1-1-2	1	9	1	2	0	1	34
Duke	3-7	2-5	1-3	0-3-3	3	9	2	1	1	2	32
Clemson	1-10	0-6	0-0	0-2-2	2	2	4	0	0	0	30
at Miami	2-6	2-5	1-2	0-0-0	4	7	1	3	0	0	24
at Syracuse	6-14	4-9	2-2	0-2-2	4	18	3	5	0	0	40
Virginia Tech	4-11	4-7	4-4	1-1-2	3	16	2	0	1	1	32
at Virginia	6-12	6-11	0-0	0-1-1	4	18	0	1	1	0	34
Miami	3-13	1-9	0-0	1-1-2	2	7	2	2	0	0	28
NC State	1-3	1-3	2-2	0-2-2	5	5	0	1	1	0	30
Notre Dame											
at Duke											

rebounds vs. Oklahoma and Pittsburgh • Season highs against Kentucky with four 3FGs, eight field goals and 20 points • Scored 15 points vs. Tennessee (two 3FGs and 7 for 7 FTs) • Did not play vs. Arkansas after spraining his right ankle in the final seconds against Villanova • Was his first missed game since the 2020-21 season at Notre Dame • Scored 33 points (16.5

ppg) in two games in the Bahamas • Made three 3FGs in opening minutes of the second half in the win over Northern Iowa • Scored 18 points vs. Villanova, including a three-pointer with 33 seconds to play that tied the game, which went to overtime • Hit three 3FGs and scored 13 points in his Tar Heel debut vs. Radford.

TOP 5 OFFENSIVE GAME RATINGS

2023-24

153	Radford
149	Virginia Tech
144	Louisville
133	vs. Kentucky
128	Tennessee

Career

189	Notre Dame at NC State (1/24/2023)
188	Notre Dame vs. Boston University (12/7/2022)
180	Notre Dame vs. Western Michigan (12/20/21)
175	Stanford vs. Seattle (11/6/2018)
172	Notre Dame vs. Alabama (3/18/2022)

RYAN'S STATS AT STANFORD																			
Year	GP-GS	Min.	Ave.	FGM-A	Pct.	3FGM-A	Pct.	FTM-A	Pct.	Off	Def	Reb	Ave.	A	TO	B	S	Pts	Ave.
2018-19	24-17	685	28.5	66-198	.333	49-155	.316	28-38	.737	8	75	83	3.5	45	38	4	24	209	8.7
RYAN'S STATS AT NOTRE DAME																			
Years	GP-GS	Min.	Ave.	FGM-A	Pct.	3FGM-A	Pct.	FTM-A	Pct.	Off	Def	Reb	Ave.	A	TO	B	S	Pts	Ave.
2020-21	25-16	737	29.5	84-217	.387	43-125	.344	37-45	.822	22	89	111	4.4	63	42	9	26	248	9.9
2021-22	35-22	1048	30.0	108-238	.454	57-140	.407	50-62	.806	24	143	167	4.8	65	38	7	31	323	9.2
2022-23	32-32	1084	33.9	134-328	.409	63-183	.344	62-75	.827	22	106	128	4.0	79	48	13	41	393	12.3
Totals	92-70	2870	31.2	326-783	.416	163-448	.364	149-182	.819	68	338	406	4.4	207	128	29	98	964	10.5
RYAN'S STATS AT CAROLINA																			
Years	GP-GS	Min.	Ave.	FGM-A	Pct.	3FGM-A	Pct.	FTM-A	Pct.	Off	Def	Reb	Ave.	A	TO	B	S	Pts	Ave.
2023-24	28-27	835	29.8	95-261	.364	53-165	.321	57-65	.877	15	65	80	2.9	38	36	13	21	300	10.7
RYAN'S FIVE-YEAR COLLEGE STATS																			
Totals	GP-GS	Min.	Ave.	FGM-A	Pct.	3FGM-A	Pct.	FTM-A	Pct.	Off	Def	Reb	Ave.	A	TO	B	S	Pts	Ave.
	144-114	4390	30.5	487-1242	.392	265-768	.345	234-285	.821	91	478	569	4.0	290	202	46	143	1473	10.2



4 – RJ DAVIS

6-0, 180, Senior, Guard, White Plains, N.Y.



X: @ariidavis_ Instagram: ariidavis_

2023-24 Honors

- Mid-season first-team All-America (The Athletic)
- Three-time ACC Player of the Week
- Three-time National Player of the Week

2022-23 Honors

- UNC's Co-Most Valuable Player
- Honorable mention All-ACC, Academic All-ACC

Career: The only Tar Heel ever with 1,900 points, 500 rebounds, 400 assists, 250 three-pointers and 100 steals • UNC's all-time leader in free

throw percentage (86.2%) and is third in three-pointers (253), 10th in scoring (1,926) and 18th in assists (404) • Third in career points among Tar Heel guards behind Phil Ford and Charlie Scott • Has the eighth-highest scoring average among Tar Heel guards • Set the all-time Smith Center scoring record with a career-high 42 vs. Miami on 2/26/24 • Scored in double figures 99 times (UNC 69-30), with 20 or more 30 times (UNC 23-7) and 30 or more four times (UNC 4-0) • Made multiple three-pointers 73 times (UNC 55-18) with a high of seven vs. Miami in his 42-point effort • Made four or more 3FGs 25 times, five or more eight times and six or more twice • Set the UNC record with 23 consecutive games with multiple 3FGs, eight more games than the previous record by Justin Jackson in 2017 • Made at least one three in his last 34 games, which equals the third-longest in UNC history • Led UNC in scoring 39 times and assists 54 times • Has two of the five-longest consecutive made free throw streaks in UNC history – tied Jeff Lebo's record of 41 in the Kentucky game on 12/16/23 and also had a streak of 39 over the last five games in 2021-22 and first four games in 2022-23 • Ninth in ACC history in free throw percentage • Only Tar Heel with at least 10 assists in one NCAA Tournament game and 30 points in the next (12 assists vs. Marquette and 30 points vs. Baylor in the 2022 first and second round games) • Career highs include 12 rebounds vs. Kansas in the 2022 NCAA championship game, 12 assists vs. Marquette (3/17/22), 14 for 14 free throws vs. NC State (1/21/23) and five steals twice • One of four Tar Heels with career highs of at least 30 points, 10 rebounds and 10 assists (with Larry Miller, Walter Davis and Steve Bucknall) • Has the second-highest free throw percentage in UNC history in NCAA Tournament play (93.5%) • Five career doubles-doubles (four in points/rebounds and one in points/assists).

2023-24: Candidate for National Player-of-the-Year, first-team All-America and the Jerry West Award (top shooting guard) • Recipient of an ACC Post-Graduate Scholarship and UNC's Scholar-Athlete award winner for men's basketball • Mid-season first-team All-America by The Athletic • ACC Player of the Week four times, most by a Tar Heel since Joel Berry II won four times in 2016-17 • Joins Berry, Tyler Hansbrough, Antawn Jamison, Joseph Forte, Marcus Paige and Brice Johnson as Tar Heels with four or more ACC weekly honors in one season • No other player in the league has won ACC Player of the Week more than twice this season • Has won National Player-of-the-Week honors from various organizations four times (Oklahoma, Charleston Southern, Wake Forest/Florida State and Miami/NC State).

Leads the ACC in scoring in all games (career-high 21.4) and conference games (21.7) • Has the highest scoring in ACC games since Duke's RJ Barrett averaged 23.6 in 2019 • Tenth in the nation in scoring and has the third-highest average among players in the ACC, Big East, Big Ten, Big 12, Pac 12 and SEC • Second in the ACC in 3FGs per game (3.2) and free throw percentage (89.2%) • Made 41 straight free throws from 11/23-

2023-24	FG	3FG	FT	REB	PF	PTS	A	TO	B	S	MP
Radford•	6-14	1-5	0-0	0-3-3	1	13	2	2	0	1	28
Lehigh•	8-14	3-6	3-3	1-3-4	0	22	1	3	0	3	29
UC Riverside•	3-11	1-7	1-1	0-3-3	1	8	4	0	0	0	28
vs. Northern Iowa•	4-11	3-7	2-3	1-0-1	1	13	4	3	0	0	31
vs. Villanova•	8-22	2-8	5-6	0-5-5	2	23	3	2	0	0	41
vs. Arkansas•	9-18	2-5	10-10	0-2-2	3	30	2	1	0	1	35
Tennessee•	8-17	5-11	6-6	0-4-4	0	27	2	0	0	0	38
Florida State•	8-17	3-9	8-8	0-3-3	1	27	5	2	0	2	38
vs. UConn•	8-17	4-8	6-6	0-4-4	2	26	1	1	0	1	38
vs. Kentucky•	8-18	3-9	8-9	2-5-7	3	27	4	5	0	0	38
vs. Oklahoma•	7-18	5-9	4-4	1-3-4	3	23	5	0	0	3	35
Charleston Southern•	7-13	3-6	3-3	0-1-1	0	20	10	0	0	5	26
at Pittsburgh•	6-16	3-6	0-0	0-3-3	1	15	4	3	0	1	37
at Clemson•	5-13	2-5	2-2	0-4-4	0	14	3	1	0	1	35
at NC State•	6-19	4-10	0-0	0-4-4	1	16	1	2	0	1	35
Syracuse•	7-12	4-6	4-4	1-1-2	2	22	2	1	0	5	27
Louisville•	6-12	4-7	5-5	1-5-6	2	21	6	1	0	2	36
at Boston College•	5-14	2-7	4-5	2-4-6	2	16	4	1	0	0	35
Wake Forest•	14-23	4-8	4-5	0-4-4	2	36	2	0	0	0	37
at Florida State•	9-18	2-8	4-5	0-3-3	3	24	1	4	0	1	35
at Georgia Tech•	11-24	3-8	3-4	2-3-5	2	28	4	2	0	1	36
Duke•	5-14	2-3	5-6	0-2-2	1	17	5	0	0	1	38
Clemson•	7-22	5-12	3-5	0-4-4	3	22	5	0	1	0	38
at Miami•	6-19	5-11	8-8	0-7-7	2	25	5	3	1	2	39
at Syracuse•	7-17	4-11	1-1	0-0-0	3	19	3	1	0	1	37
Virginia Tech•	6-13	3-8	5-6	1-1-2	3	20	5	2	1	0	36
at Virginia•	1-14	1-8	9-10	1-3-4	2	12	1	3	2	1	37
Miami•	14-22	7-11	7-9	1-5-6	2	42	1	2	0	4	34
NC State•	4-11	2-5	4-5	0-7-7	1	14	5	1	1	0	36
Notre Dame											
at Duke											

12/16, which tied the UNC record (ended on his ninth and final attempt vs. Kentucky) • One of four Tar Heels to average 20 points and have 100 assists in a season (Charlie Scott in 1968, Phil Ford in 1978 and Joseph Forte in 2001) • Also leads UNC in three-pointers (92), three-point percentage (.411) and plus/minus (+295) and is second in assists

(100) and steals (37) • On pace to set the UNC single-season record for threes per game • Made a three in all 29 games, including multiple threes 26 times • Career-high seven threes vs. Miami, which was the fifth time he made five or more this season • Has led (or co-led) UNC in scoring 20 times and led (or co-led) both teams 13 times • Has seven games with at least 20 points and five assists, most since Ty Lawson had eight in 2008-09 • Scored 25 or more points nine times, most since Tyler Hansbrough's 10 in 2008-09 • Scored 20 or more points 18 times, most by a Tar Heel in a season since Jackson's 19 (in 40 games) in 2016-17 • Became the first Tar Heel to score 20 or more in eight straight games (Villanova through Charleston Southern) since Hansbrough in 2008-09 and the first to lead UNC in eight straight since Hansbrough (13 games in a row in 2007-08) • Also led in scoring in eight straight games from Clemson through Georgia Tech • Became the first Tar Heel since Charlie Scott in 1970 and fourth all-time to score 26 or more points in five straight games (30 vs. Arkansas,

TOP 5 OFFENSIVE GAME RATINGS

2023-24

- 174 Charleston Southern
- 165 Syracuse
- 156 Louisville
- 148 Tennessee
- 147 Wake Forest

Career

- 178 Wake Forest (1/4/2023)
- 178 vs. Notre Dame (3/10/2021)
- 174 Charleston Southern (12/29/2023)
- 173 at Boston College (1/2/2022)
- 169 vs. Boston College (3/8/2023)

Year	GP-GS	Min.	Ave.	FGM-A		Pct.	3FGM-A		Pct.	FTM-A	Pct.	Off	Def	Reb	Ave.	A	TO	B	S	Pts	Ave.
2020-21	29-10	644	22.2	79-226	.350	32-99	.323	55-67	.821	12	54	66	2.3	56	54	2	19	245	8.4		
2021-22	39-39	1321	33.9	178-419	.425	66-180	.367	105-126	.833	22	144	166	4.3	142	74	8	40	527	13.5		
2022-23	33-32	1153	35.0	179-409	.438	63-174	.362	111-126	.881	20	147	167	5.1	106	62	2	36	532	16.1		
2023-24	29-29	1012	34.9	203-473	.429	92-224	.411	124-139	.892	14	96	110	3.8	100	46	6	37	622	21.4		
Totals	130-110	4130	34.9	203-473	.429	253-677	.374	395-458	.862	68	441	509	3.9	404	236	18	132	1926	14.8		

27 vs. Tennessee, 27 vs. FSU, 26 vs. UConn and 27 vs. Kentucky) • Has five or more assists nine times (UNC 8-1), including five of the last eight games.

2023-24 Game Highlights: Historic performance Feb. 26 in the win over Miami, breaking the Smith Center record with a career-high 42 points (21 in each half), six rebounds and four steals • Made a career-high seven three-pointers (7 for 11), including four in a row over a span of 3:12 that gave UNC a 13-point lead late in the second half • Broke Tyler Hansbrough's Smith Center record • Equaled the third-most points by a Tar Heel in an ACC regular-season game, the most points by a Tar Heel in any game since 1998 and the most by a Tar Heel vs. the Canes • Became the 10th Tar Heel to score 40 or more • They were the third and fourth times he scored 20 or more in a half this season • He outscored the rest of UNC in each half and became the first individual to outscore the rest of UNC's team in a game since Michael Jordan vs. Georgia Tech in 1983 • The 42 points were the most in an ACC game since Boston College's Jerome Robinson scored 46 vs. Notre Dame in 2018.

Scored 12 of UNC's 28 second-half points at Virginia, despite making only one field goal, his fewest since the first round of the 2022 NCAA Tournament • Virginia Tech game was his seventh this season with at least 20 points and five assists • Hit five three-pointers, was 8 for 8 from the line and had 25 points, seven rebounds, five assists, two steals and a block in the win at Miami • Loss to Clemson was the third time this season he scored at least 20 points (22), had five assists and no turnovers, but the first time in a loss • Scored 13 of his 17 points in the second half vs. Duke and had five assists and no turnovers • Career-high 24 field goal attempts and had 28 points and four assists in the loss at Georgia Tech • Was his 14th 20-point game (UNC 10-4) • Scored 14 of his game-high 24 points in the second half at Florida State, including a twisting shot in the lane with 44 seconds to play to give UNC a four-point lead • Career-high 36 points (14-23 FG, 4-8 3FG, 4-5 FT) vs. Wake Forest • Most points by a Tar Heel since Brice Johnson's 39 at FSU in 2016, by a Tar Heel guard since Wayne Ellington at Clemson in 2008, by a Tar Heel in the Smith Center since Tyler Hansbrough vs. Clemson in 2008 and by an ACC player since Miami's Isaiah Wong in 2022 • Career-high 14 field goals, most by a Tar Heel since Luke Maye made 15 at Duke in 2019, and most by a Tar Heel guard since Joseph Forte made 14 vs. FSU in 2001 • Scored 23 of his 36 in the second half as Carolina went from trailing by one at the half to winning by 21 • Game-high 21 points, six rebounds and six assists vs. Louisville, his first career game with 20/6/6 and third straight making four 3FGs • Game-high 22 points vs. Syracuse • Made four 3FGs and scored a game-high 16 points at NC State • Historic performance vs. Charleston Southern, becoming the first Tar Heel ever with 20 points, 10 assists, five steals and no turnovers in a game • First career points/assists double-double and set a career high with five steals • Was named National Player of the Week by Dick Vitale for his play vs. CSU • Second consecutive game with at least 20 points, five assists and no turnovers • Seventh career 20-point, 5-assist game when he had 23 and five vs. Oklahoma • Made one of the key baskets vs. the Sooners, a three with 2:46 to play that snapped a 17-7 Sooner run • Scored 18 second-half points against Kentucky and led UNC in scoring (27), rebounding (7) and assists (4) for the first time as a Tar Heel • Scored 19 of UNC's 37 second-half points against UConn, including 10 straight to pull the Tar Heels within five in the second half • Made four threes and finished with a game-high 26 points vs. the Huskies • Scored 17 of his game-high 27 points vs. Florida State in the second half • Hit five threes (fourth career game with five or more) and scored a game-high 27 points in the win over No. 10 Tennessee • Drove for a layup after UT cut a 24-point lead to eight, then nailed a three after the Vols had pulled within seven • Became the fifth Tar Heel guard since 2000 to score 25 or more in consecutive games (with Joseph Forte, Marcus Paige, Coby White and Cole Anthony) • Co-ACC Player of the Week and earned all-tournament honors in the Battle 4 Atlantis averaging 22.0 points in the three games • Was his first career ACC Player-of-the-Week honor and second in-season all-tournament honor (Basketball Hall of Fame Tipoff as a sophomore) • Had 23 points in the overtime loss to Villanova and tied his career high with 30 (21 in the second half) vs. Arkansas • Went 10 for 10 from the line vs. the Razorbacks • Was a plus-18 in the second half when he played all 20 minutes.

2022-23: Carolina's Co-Most Valuable Player with Armando Bacot • Honorable mention All-ACC and second-team All-ACC Tournament • Academic All-ACC team • Led the ACC in free throw shooting (.881) and was 10th in scoring (career-high 16.1) • Was 23rd nationally in free throw percentage

- Shot the third-highest free throw percentage in a season by a Tar Heel
- Also led UNC in assists (106), three-point percentage (.362) and plus/minus (+190), was second in scoring, three-pointers (63) and steals (36)
- Scored in double figures 29 times • UNC was 5-2 when he scored 20 or more • Season-high 27 points and five threes in home win vs. Wake Forest
- Made multiple threes 18 times (UNC 13-5) • UNC went 6-3 when he made three or more 3FGs • Season-high five assists nine times (UNC 7-2)
- Had more assists than turnovers in 18 of the last 23 games • Career-best 5.1 rebounds (eight or more seven times, including 10 vs. Gardner-Webb, Georgia Tech and Virginia) • Made 38 for 72 (.528) from the floor in his last six games and 16 of 31 (.516) from three over his last five games
- Averaged 21.0 points, made 15 of 26 FGs (.577) and 8 of 14 threes (.571) in two ACC Tournament games.

2022-23 Game Highlights: Game-high 24 points (8-14 FG, 4-8 3FG) in the ACC quarterfinal loss to Virginia • Hit three 3FGs and scored 17 at home vs. Duke • Tied the game at 43 with a three, gave UNC a 46-45 lead with another three and a 55-54 lead with a 17-foot jumper • Game-high 19 points and four assists at Florida State • Ended FSU's 9-0 run with a floater in the lane with 2:21 to play that gave UNC a six-point lead and hit a jumper with 51 seconds left to up the lead to eight • Sparked the early second-half comeback at Notre Dame with two quick steals, a driving layup and assist and made the shot of the game with 49 seconds to play to give UNC a 59-56 lead • Took a charge, which was ruled a flagrant foul, with 10 seconds to play to secure the win at Syracuse • Became first Tar Heel ever to score 24 or more points on fewer than nine field goal attempts when he went 14 for 14 from the free throw line and scored a game-high 26 points vs. NC State • Tied the third-best free throw performance in UNC history • Scored 22 of his season-high 27 points in the second half vs. Wake Forest, including nine of UNC's first 13 points to begin the half • On three straight possessions after the Deacs took their final lead of the game, Davis had a steal that led to UNC's go-ahead basket, an assist on a Bacot basket and a three-pointer to give the Tar Heels a six-point lead • Made four threes, tied his season high with five assists and scored 19 points vs. Michigan • Had 21 points, eight boards and four assists vs. Ohio State.

2021-22: UNC's Co-Most Improved Player with Caleb Love • Named to CoSIDA Academic All-District 3 team • Started every game and averaged 13.5 points and 3.6 assists • Led the team with 142 assists and 40 steals, was second free throw percentage (.833) and three-point percentage (.367), third in three-pointers (66) and fourth in scoring • Averaged 14.7 points over a team-high 37.7 minutes per game, had 30 assists/12 turnovers and made 29 for 31 from the free throw line in the NCAA Tournament • The 30 assists and 5.0 assists per game are the second most by a Tar Heel in a six-game NCAA Tournament series • UNC was 15-4 when he scored 15 or more points • Scored in double figures 28 times • Shot 44.8% from the floor, 40.3% from three and had 116 assists/50 turnovers in UNC's wins • Led UNC in scoring four times, assists 16 times and plus/minus 10 times • Made multiple threes 19 times (UNC 15-4), including six vs. Brown and five vs. Syracuse and Baylor.

2021-22 Game Highlights: Career-high 12 rebounds (six offensive) and first career double-double with 15 points to share team scoring honors with Armando Bacot in the national championship game vs. Kansas • Scored 11 first-half points as UNC built a 40-25 halftime lead over the Jayhawks • Scored 14 of his 18 points in the first half and had four assists and just one turnover in 36 minutes in the national semifinal win over Duke • Career-high 30 points, six assists and five rebounds vs. Baylor • The 13th Tar Heel to score 30 points in an NCAA game • Hit four threes and scored 17 points in the first half to help UNC build a 13-point halftime lead • Three-point play with 1:18 left in overtime gave UNC a 91-85 lead • First Tar Heel to play all 45 minutes of an overtime game in at least 50 years • Career-high 12 assists and only one turnover in first round win over Marquette • Most assists by a Tar Heel all season, most since Kendall Marshall had 12 vs. Maryland in the 2012 ACC Tournament and equaled the second-most by a Tar Heel in an NCAA Tournament game.

Played all 40 minutes in the win at No. 4 Duke, directing an offense that scored 94 points (55 in the second half) • Scored 21 points on 9 of 16 from the floor and had four assists and two steals • Became one of three Tar Heels ever to play 40 or more minutes at Duke, score 20 points and have two or fewer turnovers (with Donald Williams in 1995 and Brady Manek) • Led UNC with 11 points in the first half, including a three at the buzzer which cut Duke's lead to two • Coast-to-coast drive and layup tied the game for the final time at 61 • Scored five straight points to stretch the



5 – ARMANDO BACOT

6-11, 240, Grad Student, Forward/Center, Richmond, Va.



X: @iget_buckets35
Instagram: armando

2023-24 Honors

- Two-time ACC Player of the Week
- Two-time National Player of the Week

2022-23 Honors

- First-Team All-ACC, NABC & USBWA All-District
- UNC's Co-MVP (Dean Smith Award)
- ACC Post-Graduate Scholarship Recipient

2021-22 Honors

- NCAA All-Final Four, All-East Regional

- NCAA East Regional Most Outstanding Player
- Lute Olson NPOY Award Finalist
- USA Today, CBS Sports Third-Team All-America
- UNC's Most Valuable Player (Dean Smith Award)
- First-Team All-ACC, NABC & USBWA All-District
- Academic All-ACC, Athletic Director's Scholar-Athlete Award

2020-21 Honors

- UNC's Most Valuable Player (Dean Smith Award)
- Third-Team All-ACC, All-ACC Tournament

Career: The Notre Dame game will be his 162nd, the all-time ACC record • Has the most rebounds (1,635), offensive rebounds (561) and double-doubles (82) in UNC history • Scored 2,216 points, third most by a Tar Heel behind Tyler Hansbrough and Phil Ford • Graduated May 2023 with a degree in exercise and sports science with a minor in business administration • Enrolled in UNC's MBA certificate program • Set the career rebounding and double-double records on 1/21/23 vs. NC State, breaking Hansbrough's rebounding record and Billy Cunningham's standard for double-doubles • Second in ACC history in rebounds and third in double-doubles • Is seventh in NCAA history with 82 double-doubles (UNC 59-23) and is 12th in rebounds • Is 18th in scoring in ACC history • One of two Tar Heels in the last 50 seasons (with Sean May) and eight all-time to average a double-double in points (13.8) and rebounds (10.2) • Started his last 104 games • Is fourth in blocks (207), fifth in made free throws (559) and sixth in rebound average by a Tar Heel • Highest rebound average by a Tar Heel since Rusty Clark's 10.3 from 1966-69 • Has 26 games with at least 20 points and 10 rebounds and three with 25 and 15 • Grabbed 15 or more rebounds 26 times, 18 or more 12 times and 20 or more seven times • Second in offensive rebounds per game by a Tar Heel behind Antawn Jamison and has the third-highest percentage of double-doubles in UNC history.

One of four Tar Heels – with Lennie Rosenbluth (1955-57), Cunningham (1963-65) and Hansbrough (2006-08) – selected UNC's Most Valuable Player three times • Scored in double figures 120 times (UNC 85-35) with a career-high 29 twice • Scored 20 or more 33 times (UNC 27-6) • Career-high 23 rebounds vs. JMU on 11/20/22 • Holds UNC record for rebounds in Elite 8, national semifinal and national championship games • Five or more offensive rebounds 48 times (UNC 33-15) • Broke Luke Maye's school record for most rebounds in consecutive seasons by 95 rebounds (845 in the previous two seasons) • Eight-time ACC Player-of-the-Week honoree, the third most by a Tar Heel (only Jamison and Hansbrough have more) • First player to lead UNC in field goal percentage three times since Sam Perkins in 1981, 1983 and 1984.

2023-24	FG	3FG	FT	REB	PF	PTS	A	TO	B	S	MP
Radford•	10-16	0-1	5-6	5-8-13	1	25	1	1	2	0	29
Lehigh•	8-14	0-0	6-6	6-14-20	1	22	1	1	1	1	26
UC Riverside•	7-11	1-2	6-8	2-5-7	1	21	1	1	2	1	25
vs. Northern Iowa•	3-8	0-0	4-5	4-4-8	4	10	0	0	3	1	22
vs. Villanova•	4-10	0-0	0-0	6-12-18	4	8	2	1	1	0	34
vs. Arkansas•	3-9	0-0	3-3	1-3-4	3	9	0	1	0	0	28
Tennessee•	6-8	0-0	10-13	2-9-11	3	22	3	0	1	0	31
Florida State•	4-8	0-0	5-5	2-11-13	2	13	0	3	6	0	33
vs. UConn•	4-12	0-0	5-10	5-8-13	1	13	5	1	1	0	34
vs. Kentucky•	3-4	0-0	3-4	2-4-6	4	9	0	6	1	1	31
vs. Oklahoma•	4-9	1-1	5-7	2-6-8	1	14	1	3	3	0	33
Charleston Southern•	5-6	0-1	2-2	2-7-9	0	12	1	1	1	1	20
at Pittsburgh•	5-10	0-1	6-6	3-7-10	1	16	1	1	3	1	35
at Clemson•	6-11	0-0	2-4	4-12-16	4	14	3	1	2	0	34
at NC State•	3-7	0-0	3-4	0-5-5	3	9	1	1	1	1	23
Syracuse•	6-8	0-0	4-4	4-7-11	3	16	1	2	1	1	17
Louisville•	7-11	0-0	5-6	2-5-7	3	19	5	2	3	1	33
at Boston College•	3-6	0-0	4-4	1-8-9	4	10	1	1	2	1	26
Wake Forest•	2-6	0-1	1-2	3-4-7	4	5	0	3	4	1	35
at Florida State•	2-4	0-0	1-2	1-3-4	2	5	2	2	1	1	34
at Georgia Tech•	4-8	0-0	1-2	1-8-9	3	9	2	1	0	1	29
Duke•	10-13	0-0	5-7	4-6-10	2	25	5	2	0	0	36
Clemson•	7-13	0-0	10-11	4-9-13	4	24	1	2	0	0	33
at Miami•	5-8	0-1	0-1	4-11-15	5	10	0	1	2	1	37
at Syracuse•	5-9	0-0	4-4	2-8-10	4	14	2	1	1	0	31
Virginia Tech•	11-16	0-0	3-3	4-8-12	3	25	1	1	1	1	30
at Virginia•	4-7	0-0	2-2	5-8-13	3	10	2	1	2	0	27
Miami•	2-4	0-0	1-6	4-8-12	5	5	3	1	2	0	33
NC State•	4-12	0-0	5-5	0-7-7	2	13	0	2	0	0	34
Notre Dame											
at Duke											

2023-24: Candidate for the Naismith and Wooden NPOY awards and the Kareem Abdul-Jabbar Award (top center in the nation) • Two-time ACC Player of the Week (for Radford/Lehigh and Pittsburgh/Clemson games) • USBWA and Lute Olson Award National Player of the Week and ACC Player of the Week for his play vs. Radford and Lehigh • Andy Katz's National Player of the Week for his play in the wins at Pittsburgh and Clemson in early January.

TOP 5 OFFENSIVE GAME RATINGS

2023-24

- 166 Tennessee
- 159 Charleston Southern
- 148 Virginia Tech
- 147 Duke
- 144 Syracuse
- 144 Lehigh

Career

- 183 Louisville (2/20/2021)
- 182 vs. Oregon (11/29/2019)
- 170 Brown (11/12/2021)
- 166 Tennessee (11/29/2023)
- 163 vs. Notre Dame (3/10/2021)

Has 10 or more rebounds in seven of the last eight games • Leads the ACC in rebounding (10.3), is second in offensive rebounding (2.9), third in field goal percentage (.549) and fourth in blocks (1.6) • Leads the team in rebounding and blocks and is second in scoring (14.0) • Shooting a career-best 78.2% from the line • Scored 20 or more points seven times • Has 14 double-doubles (UNC 11-3) • Carolina is 18-3 when he scores in double figures and 7-1 when he is UNC's leading scorer • **Is 10th nationally in rebounding and 12th in double-doubles.**

2023-24 Game Highlights: Had 10 of his game-high 13 rebounds in the second half at Virginia • Was the fifth time this season he had five or more offensive rebounds • His 26th career 20/10 game with game-high 25

Year	GP-GS	Min.	Ave.	BACOT'S STATS										Pts	Ave.				
				FGM-A	Pct.	3FGM-A	Pct.	FTM-A	Pct.	Off	Def	Reb	Ave.			A	TO	B	S
2019-20	32-32	780	24.4	114-243	.469	0-0	-	80-124	.645	87	176	263	8.2	39	55	36	16	308	9.6
2020-21	29-28	660	22.8	137-218	.628	0-1	.000	83-125	.664	92	135	227	7.8	23	41	26	19	357	12.3
2021-22	39-39	1237	31.7	244-429	.569	1-8	.125	146-218	.670	163	348	511	13.1	59	77	65	33	635	16.3
2022-23	32-32	970	30.3	185-334	.554	0-6	.000	139-209	.665	134	200	334	10.4	45	71	33	19	509	15.9
2023-24	29-29	874	30.1	147-268	.549	2-8	.250	111-142	.782	85	215	300	10.3	45	44	47	16	407	14.0
Totals	161-160	4521	28.1	827-1492	.554	3-23	.130	559-8187	.683	561	1074	1635	10.2	211	288	207	103	2216	13.8

points and 12 boards vs. Virginia Tech, his fifth consecutive double-double (longest streak since November-December 2022 • Game-high 15 rebounds (fourth time w/15 or more this season) and eight of his 10 points in the second half at Miami • Tied his career high with 10 free throw (10 for 11) and led UNC in scoring (24) and rebounds (13) in the loss to Clemson • Was just the second time this season UNC lost when he has a double-double (also UConn) • Was the first time he scored 20 in consecutive games since November • Led UNC with 25 points • Became second Tar Heel ever and first since Charlie Scott in 1970 to total at least 25 points, 10 rebounds and five assists vs. Duke • His fourth consecutive double-double (and fifth overall) vs. Duke • Scored game-high 25 points vs. the Blue Devils, which matched his season high (season opener vs. Radford) and was his eight career game with 25 or more points • Was 10 for 13 from the floor vs. Duke, his 11th career game making 10 or more field goals • Was his third career double-double with at least five assists (Miami in 2020 and UConn this season).

- Scored all 10 of his points in the second half at Boston College, including a clutch 15-footer with 4:20 to play and a three-point play with 3:13 remaining that secured the win • Scored 19 points vs. Louisville, most since he had 29 vs. Tennessee on November 29, and had five assists and three blocks • Had 16 points and 11 rebounds in just 16:35 against Syracuse, his fourth double-double in his last five games vs. the Orange • Game-high 16 rebounds and shared UNC scoring honors with 14 points in the win at Clemson (helped limit PJ Hall to 4 of 13 from the floor and a season-low 10 points, 10.0 below his average) • Led UNC with 16 points and added 10 rebounds and three blocks in the win at Pittsburgh • Had 14 points, eight boards and three blocks in win over No. 7 Oklahoma • Tied his career high with six blocks in home win vs. Florida State • Made a career-high 10 free throws, was 6 for 8 from the floor, had three assists and no turnovers and a game-high 11 rebounds vs. 10th-ranked Tennessee • Grabbed 18 boards in the OT loss to Villanova • Game-high 21 points vs. UC Riverside, the third stretch in his career when he scored 20 or more points in at least three consecutive games • Game-high 22 points and 20 rebounds vs. Lehigh, his third career 20-point/20-rebound game (also Virginia and Saint Peters in 2021-22) • Game-high 25 points and 13 rebounds vs. Radford.

2022-23: Earned third-team All-America honors by the Associated Press, USBWA, Sporting News and College Hoops Today • Finished in the top three in voting for ACC Player of the Year for the second year in a row and became the 19th Tar Heel to earn multiple first-team All-ACC honors • First Tar Heel to repeat as first-team All-ACC since Hansbrough (2006-09) • NABC and USBWA All-District honoree • Won ACC Player-of-the-Week honors a league-leading three times • Led the ACC in rebounding (10.4), offensive boards (4.2) and double-doubles (19), was fifth in field goal percentage (.554) and 11th in scoring (15.9) • Nationally, was fourth in offensive rebounding, fifth in double-doubles and ninth in rebounding • Set the UNC single-season record for offensive rebounds per game for the second year in a row • Season-high 28 points vs. Charleston and Ohio State and season/career best 23 rebounds vs. James Madison.

2021-22: Won Carolina's Dean Smith Award as the MVP for the second straight season • Led Carolina in scoring (16.3), rebounding (13.1), field goal percentage (.569) and blocks (65), becoming the first Tar Heel to ever lead the team in those categories in consecutive seasons • Earned All-NCAA Tournament honors in both the Final Four and East Regional, where he was also the Most Outstanding Player • Third-team CBS Sports and USA Today All-America, leading vote getter on the ACC first team, second in ACC Player-of-the-Year voting • One of three players to make the Academic All-ACC team and first-team All-ACC.

Became the first player with six double-doubles in one NCAA Tournament • Tied the all-time NCAA single-season record with 31 double-doubles (with Navy's David Robinson in 1985-86) • Second-most rebounds (99) in NCAA Tournament history and the most since LaSalle's Tom Gola had 102 in 1954 • Third-most rebounds in the Final Four (36) since 1973 • Fourth-most rebounds in a season in ACC history and the first player with at least 500 since 1956 • Shattered the single-season Tar Heel record with 511 rebounds, 95 more than the previous record set in 2015-16 by Brice Johnson • Tied the UNC record for 20-rebound games in a season with five and set the school record with 32 games in double figures • Rebounding average (13.1) was the fifth highest in a season by a Tar Heel and the highest since Cunningham in 1964-65 • Led the ACC in all games by 4.94 rebounds per game • Averaged 14.1 rebounds in league play, the

most since Wake Forest's Tim Duncan averaged 14.9 in 1996-97 • Broke Duncan's previous ACC double-double record (29 in 1996-97) and Johnson's UNC record (23 in 2015-16) • Led the nation in double-doubles, was second in offensive rebounding (4.2), third in rebounding and 23rd in field goal percentage (.569) • Led the ACC in rebounding, offensive rebounds and double-doubles, was second in field goal percentage, fifth in blocks and seventh in scoring • Also led UNC in plus/minus at +336 • Scored in double figures 34 times with 20 or more points 11 times • Led Carolina in scoring a team-high 14 times. Averaged 15.3 points and 16.5 rebounds in six NCAA Tournament games • Set UNC single-game rebound records for regional final, national semifinal and national championship games • Shattered UNC's single-Tournament record for rebounds with 99 (previous was 69 in six games by Kennedy Meeks in 2017) • Had 38 offensive rebounds (6.3 per game) • Grabbed 15 or more rebounds in the last five games • Tied the UNC record for rebounds in an NCAA Tourney game with 22 vs. Saint Peter's and became the only Tar Heel with two 20-rebound NCAA games when he had 21 vs. Duke in the national semifinals • His 21 rebounds vs. Duke were the most by any player in the Final Four since 2003 and were the most ever by a Tar Heel in 21 national semifinal games • Became the 12th player in NCAA history with 21 or more rebounds in a Final Four game – the list includes Bill Russell (twice), Elvin Hayes, Lew Alcindor, Bill Walton, Elgin Baylor and Artis Gilmore • Had 10 straight double-doubles from Furman through Virginia Tech, the most by a Tar Heel since Cunningham had 10 in a row in 1964-65 • Thirteen-straight games with 10 or more rebounds was the third-longest in UNC history • The only three-time ACC Player of the Week (all three awards won during conference play) • USBWA National Player of the Week for Jan. 10-16 • Joined Charlie Scott, Cunningham and Rosenbluth as the only Tar Heels ever with at least 29 and 12 in consecutive games (vs. Virginia and Georgia Tech).

2020-21: Recipient of the Dean Smith Most Valuable Player and Danny Green Most Improved Player team awards • Third-team All-ACC • First-team All-ACC Tournament • Led the team in scoring (12.3), field goal percentage (.628), rebounding (7.8) and blocks (26) • First Tar Heel to lead in those four categories since Brice Johnson in 2015-16 • Improved his field goal percentage 15.9 percent, the largest single-season increase in UNC history (broke Sean May's record of 10.4 percent increase from 2004 to 2005) • Was third in the ACC in offensive rebounding and sixth in rebounding • Had the eighth-highest single-season field goal percentage in UNC history • Led UNC in scoring a team-high 10 times • Scored in double figures a team-high 20 times with a high of 21 at Pittsburgh on 1/26 • Seven double-doubles and double-figure rebounds in 10 games • Five or more offensive boards eight times with a high of eight twice • His 5.58 offensive rebounds per 40 minutes were the most in a season on record by any Tar Heel • Led UNC in plus/minus at plus 121 and second in most games with a positive plus/minus (18).

2019-20: Averaged 9.6 points and 8.2 rebounds in 32 games (all starts) • Had the most rebounds by a Tar Heel freshman since Antawn Jamison in 1995-96 • Had 11 double-doubles, second most by a Tar Heel freshman and the most since Jamison's 13 • Led the team in blocks (36), was second in FG percentage (.469) and rebounding and fourth in scoring • Scored in double figures 16 times with a high of 23 vs. Oregon • Scored 20 or more three times (23 vs. Oregon, 22 vs. Elon and 21 vs. Clemson) • Grabbed 10 or more rebounds 14 times with highs of 16 at home vs. Virginia and 15 vs. Alabama • Became the third freshman in Carolina history to have three straight double-doubles in points and rebounds, joining Mike O'Koren in 1976-77 and Jamison in 1995-96 (Bacot accomplished that two different times).



ARMANDO BACOT IN THE RECORD BOOKS



UNC's MOST VALUABLE PLAYER

3 times	Armando Bacot (2021-22-23)
3 times	Tyler Hansbrough (2007-08-09)
3 times	Billy Cunningham (1963-64-65)
3 times	Lennie Rosenbluth (1955-56-57)
2 times	14 players

MOST POINTS — UNC, CAREER

2,872	Tyler Hansbrough, 2005-2009
2,290	Phil Ford, 1974-78
2,216	Armando Bacot, 2019-
2,145	Sam Perkins, 1980-84
2,047	Lennie Rosenbluth, 1954-57
2,015	Al Wood, 1977-81
2,007	Charlie Scott, 1967-70
1,982	Larry Miller, 1965-68
1,974	Antawn Jamison, 1995-98
1,912	Brad Daugherty, 1982-86

REBOUNDS — UNC, CAREER

1,635	Armando Bacot, 2019-
1,219	Tyler Hansbrough, 2005-09
1,168	Sam Perkins, 1980-84
1,097	George Lynch, 1989-93
1,062	Billy Cunningham, 1962-65

REBOUNDS — ACC, CAREER

1,802	Dickie Hemric, Wake Forest, 1951-55
1,635	Armando Bacot, 2019-
1,598	Ronnie Shavlik, NC State, 1953-56
1,570	Tim Duncan, Wake Forest, 1993-97
1,511	Ralph Sampson, Virginia, 1980-83

REBOUNDING AVERAGE — UNC, CAREER

15.4	Billy Cunningham, 1962-65
10.6	Doug Moe, 1958-61
10.5	Pete Brennan, 1955-58
10.4	Lennie Rosenbluth, 1954-57
10.3	Rusty Clark, 1966-69
10.2	Armando Bacot, 2019-
10.0	Sean May, 2002-05
10.0	Bud Maddie, 1953-54
.9	Antawn Jamison, 1995-98
.9	Larry Miller, 1965-68

REBOUNDS — UNC, SEASON

511	Armando Bacot, 2021-22
416	Brice Johnson, 2015-16
399	Tyler Hansbrough, 2007-08
397	Sean May, 2004-05
389	Antawn Jamison, 1997-98

REBOUNDS — ACC, SEASON

581	Ronnie Shavlik, NC State, 1954-55
545	Ronnie Shavlik, NC State, 1956-57
515	Dickie Hemric, Wake Forest, 1954-55
511	Armando Bacot, 2021-22
470	Len Chappell, Wake Forest, 1961-62

REBOUNDING AVERAGE — UNC, SEASON

16.1	Billy Cunningham, 1962-63
15.8	Billy Cunningham, 1963-64
14.3	Billy Cunningham, 1964-65
14.0	Doug Moe, 1960-61
13.1	Armando Bacot, 2021-22

OFFENSIVE REBOUNDS PER GAME — UNC, CAREER

3.62	Antawn Jamison, 1995-98 (376 in 104 games)
3.48	Armando Bacot (561 in 161 games)
3.47	Sean May, 2002-05
3.39	Tyler Hansbrough, 2005-09
3.06	George Lynch, 1989-93

OFFENSIVE REBOUNDS PER GAME — UNC, SEASON

4.19	Armando Bacot, 2022-23 (134 in 32 games)
4.18	Armando Bacot, 2021-22 (163 in 39 games)
3.87	Tyler Hansbrough, 2007-08
3.84	Tyler Zeller, 2011-12
3.84	Sean May, 2004-05

OFFENSIVE REBOUNDS — UNC, CAREER

561	Armando Bacot, 2019-
482	Tyler Hansbrough, 2005-09
431	George Lynch, 1989-93
407	Kennedy Meeks, 2013-17
381	Eric Montross, 1990-94

OFFENSIVE REBOUNDS — UNC, SEASON

163	Armando Bacot, 2021-22
152	Kennedy Meeks, 2016-17
151	Tyler Hansbrough, 2007-08
146	Tyler Zeller, 2011-12
142	Sean May, 2004-05
138	George Lynch, 1992-93
134	Armando Bacot, 2022-23
131	Antawn Jamison, 1996-97
126	Antawn Jamison, 1997-98
126	Eric Montross, 1992-93

DOUBLE-DOUBLES (POINTS & REBOUNDS) — UNC, CAREER

82	Armando Bacot, 2019-
60	Billy Cunningham, 1962-65
51	Antawn Jamison, 1995-98
47	Tyler Hansbrough, 2005-09
47	Sam Perkins, 1980-84

DOUBLE-DOUBLES (POINTS & REBOUNDS) — ACC, CAREER

87	Tim Duncan, Wake Forest, 1993-97
84	Ralph Sampson, Virginia, 1980-84
82	Armando Bacot, 2019-
68	Ronnie Shavlik, NC State, 1953-56
67	Tom Burleson, NC State, 1971-74

DOUBLE-DOUBLES (POINTS & REBOUNDS) — NCAA, CAREER

96	Tom Gola, LaSalle, 1951-55
87	Tim Duncan, Wake Forest, 1993-97
86	Kenneth Faried, Morehead State, 2007-11
84	Ralph Sampson, Virginia, 1980-84
83	Derrick Coleman, Syracuse, 1986-90
83	Lionel Simmons, La Salle, 1986-90
82	Armando Bacot, 2019-
80	Malik Rose, Drexel, 1992-96
79	Oscar Robertson, Cincinnati, 1957-60
79	Michael Brooks, La Salle, 1976-80

GAMES W/10 OR MORE REBOUNDS — UNC, CAREER

91	Armando Bacot, 2019-
61	Billy Cunningham, 1962-65
53	Antawn Jamison, 1995-98
52	Sam Perkins, 1980-84
49	Tyler Hansbrough, 2005-09

GAMES W/10 OR MORE REBOUNDS — UNC, SEASON

32	Armando Bacot, 2021-22
23	Brice Johnson, 2015-16
22	Billy Cunningham, 1963-64
21	John Henson, 2011-12
21	John Henson, 2010-11
21	Antawn Jamison, 1997-98
21	Billy Cunningham, 1962-63

GAMES W/15 OR MORE REBOUNDS — UNC, CAREER

38	Billy Cunningham 1962-65
26	Armando Bacot, 2019-
15	Rusty Clark, 1966-69
14	Doug Moe, 1958-61
12	Lennie Rosenbluth, 1954-57

GAMES W/20 OR MORE REBOUNDS — UNC, CAREER

12	Billy Cunningham 1962-65
7	Armando Bacot, 2019-
5	Lennie Rosenbluth, 1954-57
3	Sean May, 2002-05
3	Paul Likins, 1951-55

AVERAGE A DOUBLE-DOUBLE — UNC, CAREER

Armando Bacot: 13.8 ppg, 10.2 rpg, 2019-
Sean May: 15.8 ppg & 10.0 rpg, 2002-05
Robert McAdoo: 19.5 ppg & 10.1 rpg, 1971-72
Rusty Clark: 14.7 ppg & 10.2 rpg, 1966-69
Billy Cunningham: 24.8 ppg & 15.4 rpg, 1962-65
Doug Moe: 16.5 ppg & 10.6 rpg, 1958-61
Pete Brennan: 16.4 ppg & 10.5 rpg, 1955-58
Lennie Rosenbluth: 26.9 ppg & 10.4 rpg, 1954-57

PCT. OF DOUBLE-DOUBLE GAMES — UNC CAREER

Name	Double-Doubles	Games	Pct.
Billy Cunningham, 1962-65	60	69	.870
Lennie Rosenbluth, 1954-57	39	76	.513
Armando Bacot, 2019-	82	161	.509
Antawn Jamison, 1995-98	51	104	.490
Doug Moe, 1958-61	29	60	.483

FREE THROWS MADE — UNC, CAREER

982	Tyler Hansbrough, 2005-09 (<i>NCAA record</i>)
603	Lennie Rosenbluth, 1954-57
561	Sam Perkins, 1980-84
560	Phil Ford, 1974-78
559	Armando Bacot, 2019-
512	Bobby Lewis, 1964-67
506	Pete Brennan, 1955-58
479	Mike O'Koren, 1976-80
452	Larry Miller, 1965-68
431	Dennis Wuycik, 1969-72

MOST FREE THROWS ATTEMPTED — UNC, CAREER

1,241	Tyler Hansbrough, 2005-09 (<i>ACC record</i>)
818	Armando Bacot, 2019-
815	Lennie Rosenbluth, 1954-57
719	Pete Brennan, 1955-58
705	Sam Perkins, 1980-84

BLOCKS — UNC, CAREER

304	Brendan Haywood, 1997-01
279	John Henson, 2009-12
245	Sam Perkins, 1980-84
207	Armando Bacot, 2019-
190	Warren Martin, 1981-86

GAMES PLAYED — UNC, CAREER

161	Armando Bacot, 2019- (ties ACC record)
155	Leaky Black, 2018-23
152	Deon Thompson, 2006-10
151	Nate Britt, 2013-17
151	Isaiah Hicks, 2013-17

MISCELLANEOUS RECORDS

Most Double-Doubles in a Season, NCAA

31 by Bacot in 2021-22

Most Double-Doubles in one NCAA Tournament

6 by Bacot, 2021-22

Most Rebounds by a Tar Heel in an NCAA Tournament

99 by Bacot in six games in 2021-22

Most Rebounds by a Tar Heel in NCAA Tournament Game

22 by Bacot vs. St. Peter's, 2022 NCAA Regional Final
22 by Tyler Zeller vs. Ohio, 2012 Sweet 16

Most Rebounds by a Tar Heel in an NCAA Finals Game

15 by Bacot vs. Kansas, 2022

Most Rebounds by a Tar Heel in a Game vs. Louisville (22 on 2/1/22) and Syracuse (18 on 2/28/22)



7 – SETH TRIMBLE

6-3, 195, Sophomore, Guard, Menomonee Falls, Wis.



X: @sethtrimble1
Instagram: sethtrim

2023-24: Averaging 5.0 points in 17.2 minutes per game • Carolina's best on-ball defender • Has come off the bench to provide a spark in numerous games • Scored in double figures five times (once last season) and had nine points in two other games • Carolina is 5-0 when he scores in double figures • Shooting 45.1% from the floor and 40.9% from three (made 9 of 22, last year 1 of 6) • Last three-pointer was at Boston College on Jan. 20.

2023-24 Game Highlights: Led Carolina in plus/minus (+12) in the home win over Miami • Was the second time this season he led UNC in plus/minus (home win over FSU) • A plus 10 in 14 minutes in the win at Virginia • Season-high four assists and 173 offensive rating in the win over Virginia Tech (was his season-best and the second-highest offensive rating in his career) • Returned to action at Syracuse sitting out the Clemson and Miami games after suffering an upper-body injury in practice on February 5 • Made 5 of 9 from the floor and had 10 points and two assists in the win over Duke (had four field goals in the previous five games) • Six points, two assists and a career-high three steals at Georgia Tech • First-half three-pointer cut Boston College's biggest lead of the game in half • Scored all six of his points at NC State in the second half • Only three points at Clemson came on a 3FG with 8:02 to play that gave Carolina a 51-47 lead • Scored 10 points and tied his career high with six rebounds at Pittsburgh, the first time in his career he scored in double figures in back-to-back games • Led UNC with nine first-half points, the first time he led UNC outright in scoring in a half • Career-high six field goals and six rebounds and his tied career high with 12 points vs. Charleston Southern • Career-high and game-high plus 24 in just under 14 minutes vs. Florida State • No other Tar Heel was better than plus 16 and no Seminole better than plus 9 • Subbed into the game with FSU leading by eight and left the game 8:09 later with UNC ahead by 11 • Scored seven points, had an assist, tied the game with a fastbreak layup and was part of Carolina's fullcourt press that flipped the game • Career-high 12 points and made two threes for the first time (both in UNC's 52-point second half) as a Tar Heel in the win over Arkansas • Made his third career start against Northern Iowa • Tied his then-career high with 11 points, including his second career three-pointer and a spectacular dunk in the win over UC Riverside • Made a career-best five field goals vs. UCR • Carolina's co-leader in assists with three against Lehigh • Sparked first-half run against Radford with his defensive effort.

2022-23: Averaged 1.8 points and 0.6 assists in 9.8 minutes per game • Played in all 33 games • Season-highs included 11 points in the home win over Wake Forest and five assists vs. The Citadel • Scored 50 of his 58 points in the first 17 games • Made two field goals and scored four points vs. Boston College in the ACC Tournament • Scored four points at Wake Forest, his first points since January 10 at Virginia and his first field goals since January 7 vs. Notre Dame • Played 12 minutes in Winston-Salem on February 7, his longest stint since he played 16 at Virginia • Made his first college start vs. Notre Dame • Played the second-most minutes among the non-starters • Played 20 or more minutes four times with highs of 23 vs.

Notre Dame and 22 vs. Wake Forest.

TOP 5 OFFENSIVE GAME RATINGS

career (min. 20 minutes played)

201	at Virginia Tech (12/4/2022)
173	Virginia Tech (2/17/2024)
155	Wake Forest (1/4/2023)
145	Arkansas (11/24/2023)
145	Charleston Southern (12/29/2023)

2023-24	FG	3FG	FT	REB	PF	PTS	A	TO	B	S	MP
Radford	0-1	0-0	1-2	0-1-1	1	1	0	1	1	0	11
Lehigh	0-1	0-0	3-5	1-0-1	0	3	3	0	1	0	19
UC Riverside	5-7	1-1	0-0	0-2-2	2	11	1	0	0	0	15
vs. Northern Iowa	0-0	0-0	0-0	0-1-1	1	0	0	2	0	1	13
vs. Villanova	1-4	0-1	3-3	0-1-1	3	5	0	0	0	0	14
vs. Arkansas	4-5	2-2	2-4	1-3-4	4	12	0	1	0	0	25
Tennessee	2-5	0-1	0-0	2-0-2	3	4	0	1	0	1	13
Florida State	3-3	0-0	3-4	0-0-0	1	9	1	0	0	0	14
vs. UConn	1-2	0-1	0-0	1-3-4	3	2	1	0	0	0	16
vs. Kentucky	1-4	1-2	3-4	0-3-3	0	6	0	0	0	0	16
vs. Oklahoma	2-4	1-2	0-2	0-1-1	0	5	0	0	1	0	22
Charleston Southern	6-10	0-0	0-0	2-4-6	1	12	1	0	0	0	20
at Pittsburgh	3-7	1-1	3-4	2-4-6	3	10	1	1	0	1	23
at Clemson	1-3	1-1	0-0	2-2-4	1	3	0	0	0	0	21
at NC State	2-4	0-0	2-3	1-1-2	0	6	1	1	0	0	15
Syracuse	3-8	1-2	2-3	0-1-1	1	9	0	3	1	1	21
Louisville	0-3	0-1	0-0	1-1-2	0	0	0	2	1	0	16
at Boston College	2-3	1-2	1-2	0-4-4	2	6	1	0	0	0	15
Wake Forest	0-1	0-0	0-0	0-0-0	3	0	0	0	0	0	15
at Florida State	0-3	0-0	3-4	1-1-2	0	3	1	1	0	0	16
at Georgia Tech	2-7	0-2	2-5	0-1-1	2	6	2	2	0	3	22
Duke	5-9	0-2	0-0	0-2-2	0	10	2	0	0	0	19
Clemson				DNP (upper body)							
at Miami				DNP (upper body)							
at Syracuse	0-2	0-0	1-2	1-1-2	1	1	0	0	0	0	11
Virginia Tech	1-2	0-0	2-2	0-1-1	2	4	4	0	0	0	21
at Virginia	0-1	0-0	0-0	0-2-2	1	0	1	0	0	0	14
Miami	1-1	0-0	1-3	0-3-3	2	3	0	1	0	0	22
NC State	1-2	0-1	2-4	0-0-0	0	4	1	0	0	1	15
Notre Dame											
at Duke											
2022-23	FG	3FG	FT	REB	PF	PTS	A	TO	B	S	MP
UNCW	1-3	0-0	2-3	0-0-0	3	4	0	0	1	0	15
Charleston	2-2	0-0	0-0	0-0-0	3	4	0	0	0	0	11
Gardner-Webb	1-3	0-0	1-2	0-1-1	1	3	0	0	0	0	15
James Madison	2-4	1-1	0-1	0-1-1	3	5	0	1	0	1	12
vs. Portland	0-0	0-0	0-0	0-0-0	1	0	1	1	0	0	5
vs. Iowa State	0-1	0-0	2-2	0-1-1	1	2	0	1	0	0	13
vs. Alabama	0-0	0-0	0-1	0-1-1	0	0	0	0	0	0	7
at Indiana	1-1	0-0	1-2	0-1-1	1	3	0	1	0	0	9
at Virginia Tech	3-3	0-0	0-0	1-2-3	1	6	1	0	1	1	23
Georgia Tech	1-5	0-1	2-2	0-2-2	1	4	3	0	0	1	15
The Citadel	0-5	0-1	2-2	0-3-3	1	2	5	1	1	2	21
vs. Ohio State	0-0	0-0	0-0	0-0-0	0	0	1	2	0	0	11
vs. Michigan	0-1	0-1	1-2	0-0-0	2	1	0	1	0	0	18
at Pittsburgh	0-0	0-0	0-0	0-0-0	0	0	1	0	0	0	5
Wake Forest	4-4	0-0	3-4	1-1-2	3	11	0	1	2	0	22
Notre Dame	1-2	0-1	1-4	0-3-3	2	3	4	2	2	0	23
at Virginia	0-2	0-0	2-2	1-0-1	3	2	1	0	0	0	16
at Louisville	0-0	0-0	0-0	0-0-0	3	0	1	1	0	0	11
Boston College	0-0	0-0	0-0	0-0-0	0	0	0	1	0	0	3
NC State	0-0	0-0	0-0	0-0-0	1	0	0	1	0	0	4
at Syracuse	0-0	0-0	0-2	0-1-1	0	0	0	0	0	0	4
Pittsburgh	0-0	0-0	0-0	0-0-0	1	0	0	0	0	1	5
at Duke	0-0	0-0	0-0	0-2-2	0	0	0	1	0	0	4
at Wake Forest	2-3	0-0	0-0	0-1-1	5	4	0	0	1	0	12
Clemson	0-0	0-0	0-0	0-0-0	0	0	1	0	0	0	6
Miami	0-1	0-0	0-0	0-1-1	0	0	0	1	0	0	4
at NC State	0-1	0-1	0-0	0-1-1	0	0	0	1	0	0	6
at Notre Dame	0-0	0-0	0-0	0-0-0	2	0	0	0	0	0	4
Virginia	0-1	0-0	0-0	0-1-1	1	0	0	0	0	0	3
at Florida State	0-0	0-0	0-2	0-0-0	1	0	1	2	0	1	9
Duke	0-0	0-0	0-0	0-0-0	0	0	1	0	0	0	1
vs. BC (ACC)	2-2	0-0	0-0	0-1-1	1	4	1	0	0	0	5
vs. Virginia	0-0	0-0	0-0	0-0-0	0	0	0	0	0	0	0+

TRIMBLE'S STATS

Year	GP-GS	Min.	Ave.	FGM-A	Pct.	3FGM-A	Pct.	FTM-A	Pct.	Off	Def	Reb	Ave.	A	TO	B	S	Pts	Ave.
2022-23	33-2	322	9.8	20-44	.455	1-6	.167	17-31	.548	3	24	27	0.8	21	20	9	6	58	1.8
2023-24	27-1	464	17.2	46-102	.451	9-22	.409	34-56	.607	15	43	58	2.1	21	16	5	10	135	5.0
Totals	60-3	787	13.1	66-146	.452	10-28	.357	51-87	.586	18	67	85	1.4	42	36	14	16	193	3.2



8 – PAXSON WOJCIK

6-5, 195, Grad Student, Guard, Charleston, S.C.



X: @paxsonwojcik
Instagram: paxsonwojcik

Career: Played two seasons at Loyola Chicago (2019-21) and two at Brown (2021-23) • Has totaled 801 points, 349 rebounds and 155 assists and made 111 three-pointers in 125 college games • Scored in double figures 38 times (24 times last season) with five 20-point games • Career-high five three-pointers vs. UMass-Lowell and 13 rebounds at Michigan State • Scored 14 points with six rebounds, three assists and two steals in the Smith Center vs. the Tar Heels on 11/12/2021

• Started all 54 games the previous two seasons at Brown • Earned second-team All-Ivy League honors, Academic All-Ivy honors and was a team captain in 2022-23 • Originally from Chapel Hill, where his dad, Doug, was an assistant coach for the Tar Heels from 2000-03 • Last name pronounced WO-jick.

2023-24 at Carolina: Season highs in scoring (7) and rebounds (6) in 22 minutes in the home loss against Clemson • Made his first three since the win at Clemson on January 6 • Was the fourth time he played 20 or more minutes • Broke a 45-all tie with a three from the left wing with 8:44 to play in the win at Clemson • The three gave UNC the lead for good and was his first three since November 24 vs. Arkansas • Scored five second-half points in the win over Arkansas • Made two threes, one in the opener and the second vs. the Razorbacks • Started the first three games, including the season opener vs. Radford despite taking an errant elbow to the forehead during shootaround the day of the game, which led to 10 stitches • Scored or assisted on eight of UNC's first 13 points vs. Radford.

2022-23 at Brown: Earned second-team All-Ivy and Academic All-Ivy honors • Made 57 of 150 three-pointers (.380) and was fourth in the Ivy League in assists per game, tied for fourth in rebounds per game and fifth in scoring • Led the Bears with 87 assists, was the co-leader with 35 steals and was second in scoring (14.9 ppg), three-pointers (57) and rebounding (7.2 rpg) • Started all 27 games and averaged 34.6 minutes • Averaged 19.9 points and 3.6 assists over the last eight games • One of eight Division I players to average at least 14.5 points, seven rebounds and three assists • Scored in double figures 24 times with a career-best 25 against Yale in the season finale • Scored 20-plus points five times, all in the last eight games, including 24 at Penn, 20 at Columbia and 25 vs. Yale in his final three games for Brown • Had four double-doubles against Vermont, Loyola Maryland, Michigan State and Cornell • Career-high 13 rebounds at Michigan State • Made a three-pointer in 23 games with multiple threes 16 times • Career-high five 3FGs against UMass-Lowell and four in four other games.

2021-22 at Brown: Started all 27 games in which he played (missed the last two games due to injury) • Second on the team with 38 three-pointers and third in scoring with 9.6 points per game • Scored a season-high

2023-24	FG	3FG	FT	REB	PF	PTS	A	TO	B	S	MP
Radford•	2-2	1-1	0-0	2-1-3	1	5	3	1	0	0	20
Lehigh•	0-2	0-1	2-2	1-1-2	3	2	0	1	0	0	12
UC Riverside•	0-2	0-1	2-2	0-2-2	0	2	2	1	0	2	19
vs. Northern Iowa	1-2	0-0	4-4	0-0-0	0	6	0	0	0	0	13
vs. Villanova	1-3	0-2	0-0	0-0-0	3	2	0	0	0	0	20
vs. Arkansas	2-5	1-3	0-0	0-0-0	2	5	0	2	0	0	20
Tennessee	0-0	0-0	0-0	0-0-0	0	0	0	0	0	0	3
Florida State	0-2	0-1	0-0	0-0-0	0	0	1	0	0	0	4
vs. UConn	1-1	0-0	0-1	1-0-1	1	2	0	0	0	0	7
vs. Kentucky	1-1	0-0	0-0	0-0-0	2	2	0	0	0	0	2
vs. Oklahoma	0-1	0-1	0-0	0-0-0	0	0	0	0	0	0	2
Charleston Southern	1-4	0-3	0-0	0-1-1	1	2	0	1	0	0	11
at Pittsburgh	0-0	0-0	0-0	0-0-0	1	0	0	0	0	0	3
at Clemson	1-2	1-1	0-0	1-1-2	1	3	0	2	0	0	10
at NC State	0-0	0-0	0-0	0-0-0	1	0	0	0	0	0	3
Syracuse	0-2	0-2	0-0	0-1-1	2	0	1	0	0	0	10
Louisville	0-2	0-2	2-2	0-0-0	0	2	0	0	0	0	3
at Boston College	0-0	0-0	0-0	0-0-0	0	0	0	0	0	0	3
Wake Forest	0-1	0-0	0-0	0-1-1	2	0	0	0	0	0	4
at Florida State	1-1	0-0	0-0	1-0-1	0	2	0	1	0	0	5
at Georgia Tech	0-0	0-0	0-0	0-0-0	1	0	0	1	0	0	3
Duke	DNP										
Clemson	2-4	1-2	2-4	1-5-6	2	7	1	0	0	1	22
at Miami	0-2	0-2	0-0	1-2-3	0	0	0	0	0	0	18
at Syracuse	DNP										
Virginia Tech	0-0	0-0	0-0	0-0-0	0	0	0	0	0	0	3
at Virginia	0-0	0-0	0-0	0-0-0	0	0	0	0	0	0	2
Miami	DNP										
NC State	0-1	0-1	0-0	0-0-0	0	0	0	0	0	0	2
Notre Dame	DNP										
at Duke	DNP										

17 points in wins over Sacred Heart and Harvard • Totaled 14 points, six rebounds, three assists and two steals in UNC's 94-87 win over Brown in the Smith Center.

2019-21 at Loyola Chicago: Played in 45 games in two seasons for the Ramblers • Scored 61 points with 37 rebounds and 18 assists in 30 games as a freshman and 37 points, 14 rebounds and six assists in 15 games as a sophomore.

WOJCIK'S STATS AT LOYOLA CHICAGO																			
Years	GP-GS	Min.	Ave.	FGM-A	Pct.	3FGM-A	Pct.	FTM-A	Pct.	Off	Def	Reb	Ave.	A	TO	B	S	Pts	Ave.
2018-19	30-1	327	10.9	25-48	.521	8-19	.421	3-7	.429	2	35	37	1.2	18	14	0	14	61	2.0
2019-20	15-0	93	6.2	13-26	.500	4-10	.400	7-9	.778	2	12	14	0.9	6	5	1	2	37	2.5
Totals	45-1	420	9.3	38-74	.514	12-29	.414	10-16	.625	4	47	51	1.1	24	19	1	16	98	2.2

WOJCIK'S STATS AT BROWN																			
Years	GP-GS	Min.	Ave.	FGM-A	Pct.	3FGM-A	Pct.	FTM-A	Pct.	Off	Def	Reb	Ave.	A	TO	B	S	Pts	Ave.
2021-22	27-27	746	27.6	93-221	.421	38-115	.330	35-53	.660	14	67	81	3.0	36	31	2	24	259	9.6
2022-23	27-27	933	34.6	137-297	.461	57-150	.380	71-103	.689	14	180	194	7.2	87	49	1	35	402	14.9
Totals	54-54	1679	31.1	230-518	.444	95-265	.358	106-156	.679	28	247	275	5.1	123	80	3	59	661	12.2

WOJCIK'S STATS AT CAROLINA																			
Years	GP-GS	Min.	Ave.	FGM-A	Pct.	3FGM-A	Pct.	FTM-A	Pct.	Off	Def	Reb	Ave.	A	TO	B	S	Pts	Ave.
2023-24	26-3	224	8.6	13-40	.325	4-23	.174	12-15	.800	8	15	23	0.9	8	10	0	3	42	1.6

WOJCIK'S FIVE-YEAR COLLEGE STATS																			
Totals	GP-GS	Min.	Ave.	FGM-A	Pct.	3FGM-A	Pct.	FTM-A	Pct.	Off	Def	Reb	Ave.	A	TO	B	S	Pts	Ave.
Totals	125-58	2322	18.6	281-632	.445	111-317	.350	128-187	.684	40	309	349	2.8	155	109	4	78	801	6.4



13 – JALEN WASHINGTON

6-10, 230, Sophomore, Forward, Gary, Ind.



X: @jalen_w13
Instagram: w._jalen

2023-24: Averaging 4.0 points and 2.7 rebounds • Made 42 of 62 shots from the floor (67.7%) • Is 6 for 12 from three-point range • Scored in double figures three times this season (each time in 16 or fewer minutes) and four times as a Tar Heel.

2023-24 Game Highlights: Six rebounds and a career-high four blocked shots, all in the first half, in the win at Virginia • Made 3 for 4 from the floor and scored seven points in the win over Virginia Tech, his top scoring outlet in five games • Hit

his first three since December 29 and totaled five points at Syracuse • Eight points and five rebounds (career-high four offensive) at Georgia Tech • Made 4 of 5 from the floor, scored 11 points and had six rebounds, two assists and two steals in 12 minutes vs. Syracuse • Grabbed a career-high eight rebounds and was plus 7 in the win at NC State (was his second-best plus/minus in a ACC game) • Career highs in scoring (17) and rebounding (7) in a season-long 16 minutes against Charleston Southern • Was 7 for 9 from the floor and made a pair of threes against CSU • Hit his third three-pointer and totaled seven points in the win over Tennessee • Scored six first-half points in the win over Arkansas • Hit his first two college three-pointers, also had career highs in offensive rebounds (3) and blocks (2) and scored in double figures for the second time (11) in the win over UC Riverside • Eight points and four rebounds vs. Radford (was his highest point total since 1/10/23 at Virginia).

2022-23: Averaged 2.2 points and 1.4 rebounds in 20 games • Grabbed three rebounds in the win over Virginia • Two field goals (first multi-FG game in seven games) vs. Clemson • Made all four of his free throws at Louisville and was a plus 18 in 19 minutes vs. the Cards • Break-out game at Virginia when he scored 13 points and grabbed six rebounds in 27 minutes • Pressed into extended minutes after Armando Bacot injured his ankle less than two minutes into the game with Pete Nance already out with a strained back • Scored 12 first-half points as Carolina built a 29-27 lead • Came into the game having played 19 minutes total in his previous six games • Three rebounds in home win over Notre Dame • Six points in six minutes vs. The Citadel • Made his collegiate debut and scored his first two points on 12/10 vs. Georgia Tech.

TOP 5 OFFENSIVE GAME RATINGS

179	Radford
176	UC Riverside
175	Charleston Southern
158	at Georgia Tech
146	Virginia Tech
min. 10 minutes played	

2023-24	FG	3FG	FT	REB	PF	PTS	A	TO	B	S	MP
Radford	3-3	0-0	2-3	2-2-4	0	8	0	0	0	0	10
Lehigh	1-1	0-0	3-3	0-1-1	0	5	0	1	0	0	9
UC Riverside	4-5	2-2	1-2	3-2-5	1	11	0	0	2	0	12
vs. Northern Iowa	1-1	0-0	1-2	1-0-1	4	2	0	1	1	0	12
vs. Villanova	0-0	0-0	0-1	1-0-1	0	0	0	1	2	0	6
vs. Arkansas	1-1	0-0	4-7	2-3-5	1	6	0	1	0	0	11
Tennessee	3-3	1-1	0-0	2-1-3	1	7	1	1	0	1	8
Florida State	1-2	0-0	0-0	1-2-3	3	2	0	0	1	0	7
vs. UConn	0-2	0-0	0-0	0-0-0	0	0	0	0	0	0	6
vs. Kentucky	0-2	0-1	2-2	0-1-1	3	2	0	0	0	0	8
vs. Oklahoma	2-2	0-0	0-0	1-1-2	1	4	0	0	0	0	5
Charleston Southern	7-9	2-3	1-2	2-5-7	0	17	0	0	2	0	16
at Pittsburgh	0-2	0-1	2-3	0-2-2	1	2	1	0	2	0	8
at Clemson	2-3	0-1	0-0	0-2-2	1	4	0	0	1	0	8
at NC State	1-4	0-1	0-0	2-6-8	5	2	0	0	0	0	12
Syracuse	4-5	0-0	3-5	2-4-6	2	11	2	1	0	2	12
Louisville	0-1	0-0	0-0	0-2-2	1	0	0	0	0	0	4
at Boston College	0-0	0-0	0-0	0-0-0	3	0	0	2	0	0	6
Wake Forest	2-2	0-0	0-0	0-1-1	1	4	0	1	1	0	5
at Florida State	1-1	0-0	0-0	0-1-1	0	2	0	0	0	0	6
at Georgia Tech	3-3	0-0	2-4	4-1-5	1	8	0	0	0	0	10
Duke	1-1	0-0	0-0	1-0-1	2	0	0	0	0	0	3
Clemson	0-1	0-1	2-2	2-2-4	3	2	1	1	0	0	13
at Miami	0-1	0-0	0-0	1-1-2	2	0	0	0	0	0	6
at Syracuse	2-2	1-1	0-0	1-0-1	0	5	0	0	0	0	9
Virginia Tech	3-4	0-0	1-2	1-1-2	2	7	0	0	1	0	10
at Virginia	0-1	0-0	1-2	0-6-6	1	1	0	2	4	0	12
Miami	0-0	0-0	0-0	0-0-0	1	0	0	0	0	0	7
NC State	0-0	0-0	2-2	0-2-2	2	2	0	0	0	0	6
Notre Dame											
at Duke											

2022-23	FG	3FG	FT	REB	PF	PTS	A	TO	B	S	MP
first 9 games											
	DNP (right knee)										
Georgia Tech	1-1	0-0	0-0	0-0-0	0	2	0	0	0	0	2
The Citadel	2-4	0-0	2-3	0-0-0	1	6	0	0	0	0	6
vs. Ohio State	0-0	0-0	0-0	0-0-0	0	0	0	0	0	0	0+
vs. Michigan	0-0	0-0	1-2	0-1-1	1	1	0	0	0	0	1
at Pittsburgh											
	DNP										
Wake Forest	1-3	0-1	0-0	1-1-2	3	2	0	0	0	0	4
Notre Dame	1-2	0-0	0-0	1-2-3	1	2	0	2	0	0	6
at Virginia	5-11	0-2	3-6	1-5-6	1	13	0	1	1	0	27
at Louisville	1-2	0-0	4-4	0-3-3	4	6	0	2	0	1	19
Boston College											
	DNP - sprained right ankle										
NC State	0-1	0-0	1-2	0-0-0	0	1	1	0	0	0	5
at Syracuse	1-1	0-0	0-0	0-2-2	0	2	0	0	0	0	5
Pittsburgh	0-0	0-0	0-0	0-0-0	0	0	0	0	0	0	3
at Duke	1-2	0-1	0-0	0-0-0	1	2	0	0	0	0	4
at Wake Forest	1-2	0-1	0-0	0-1-1	0	2	0	1	0	0	6
Clemson	2-4	0-1	0-0	0-1-1	1	4	0	0	0	0	8
Miami	0-0	0-0	0-0	0-1-1	0	0	0	0	0	0	2
at NC State											
	DNP										
at Notre Dame	0-1	0-0	0-0	0-0-0	0	0	0	0	0	0	1
Virginia	0-0	0-0	0-0	0-3-3	0	0	0	1	0	0	4
at Florida State	0-1	0-1	0-0	0-2-2	1	0	1	0	0	0	4
Duke	0-0	0-0	0-0	0-0-0	1	0	0	0	0	0	1
vs. BC (ACC)	0-0	0-0	0-0	0-2-2	1	0	0	0	0	0	4
vs. Virginia											
	DNP										

WASHINGTON'S STATS																			
Year	GP-GS	Min.	Ave.	FGM-A	Pct.	3FGM-A	Pct.	FTM-A	Pct.	Off	Def	Reb	Ave.	A	TO	B	S	Pts	Ave.
2022-23	20-0	113	5.7	16-35	.457	0-7	.000	11-17	.647	3	24	27	1.4	2	7	1	1	43	2.2
2023-24	29-0	249	8.6	42-62	.677	6-12	.500	27-42	.643	29	49	78	2.7	5	12	17	3	117	4.0
Totals	49-0	362	7.4	58-97	.598	6-19	.316	38-59	.644	32	73	105	2.1	7	19	18	4	160	3.3



24 - JAE'LYN WITHERS

6-9, 215, Grad Student, Forward, Charlotte, N.C.



X: @jaelynwitthers
Instagram: jaelynwitthers

Career: Earned his degree in 2023 in exercise science from the University of Louisville • Scored 766 points in 110 games at UL and UNC • Made 64 starts in 81 games over the previous three seasons for the Cardinals, averaging 8.1 points and 5.6 rebounds • Red-shirted in 2019-20 then earned All-ACC Freshman team honors the following season, when he averaged 10.1 points and 7.7 rebounds and led Louisville in field goal shooting at 55.1% • Has scored in double figures 33 times (three times as a Tar Heel) with

a career-best 20 points twice, grabbed a career-high 13 rebounds twice and has six double-doubles in points and rebounds • Made a career-best four three-pointers three times • Originally from Charlotte, where his father, Curtis, was a three-time all-conference standout for the 49ers • First name pronounced JAY-lynn.

2023-24 at Carolina: Averaging 3.9 points and 3.1 rebounds • Third on the team with 16 blocked shots • Four games with two or more blocks • Grabbed an offensive rebound, was fouled and made two free throws with 2.6 seconds to play to secure the Feb. 26 win over Miami • Five rebounds and was a plus 11 at Virginia • Seven rebounds and went 5 for 6 from the line vs. Wake Forest • Scored nine points in the win at Boston College, including his first 3FG in ACC play • First double-double as a Tar Heel with 15 points and 10 boards in the win over Louisville • Led UNC in second-half scoring with 10 of his 15 points (including eight after the Cards cut a 20-point deficit to five) • Was a game-high plus 24, his best of the season • Made 4 of 5 from the floor, scored 10 points and added six rebounds vs. Syracuse • Was his second double-figure scoring game as a Tar Heel (first since UNI on Nov. 22) • Blocked two shots and made 4 of 7 free throws in the win at NC State • Grabbed six rebounds, including three offensive, in the win at Clemson • Scored six points, including an offensive rebound/slam, at Pittsburgh • Was a plus 13 in 19 minutes (longest stint in five games) against Kentucky, contributing four points, three boards, two assists, two blocks and two steals • Season-high 11 points vs. Northern Iowa • Career-high three blocks vs. UC Riverside • Scored four points and had two steals against Radford.

2022-23 at Louisville: Averaged 8.9 points and 5.3 rebounds • Shot 43.3% from the floor, including a team-high 41.7% from three (40 of 96) • Team captain • Scored in double figures 13 times, 10 in ACC play, with a high of 19 against Georgia Tech • Also had a career-high 13 rebounds vs. the Yellow Jackets for one of his two double-doubles (also 15 and 11 and a career-high five steals vs. Wright State) • Made a career-best four three-pointers against Georgia Tech, Florida State and Miami • Made a three in 21 games with multiple threes 12 times • Made 17 threes over a six-game stretch midway through conference play • Made 7 of 10 field goals, including 4 of 6 from three, and had five rebounds at Miami • Eight points and eight rebounds at home against UNC.

2021-22 at Louisville: Averaged 5.8 points and 4.6 rebounds in 29 games • Made 15 starts • Second on the team in rebounding and third with 20 steals • Scored in double figures eight times with a season-high 20 on 9

2023-24	FG	3FG	FT	REB	PF	PTS	A	TO	B	S	MP
Radford	2-2	0-0	0-0	0-1-1	2	4	0	1	0	2	15
Lehigh	2-5	0-0	0-0	0-3-3	1	4	1	0	0	1	13
UC Riverside	0-1	0-0	2-2	0-3-3	1	2	0	0	3	1	16
vs. Northern Iowa	4-5	1-2	2-2	0-4-4	2	11	2	1	1	0	22
vs. Villanova	0-2	0-1	2-2	1-6-7	5	2	0	4	0	0	20
vs. Arkansas	2-5	0-1	1-2	2-3-5	3	5	0	0	0	0	16
Tennessee	0-2	0-0	0-0	1-1-2	2	0	1	3	0	0	12
Florida State	0-0	0-0	1-2	1-0-1	0	1	0	0	1	0	7
vs. UConn	0-2	0-1	0-0	0-2-2	1	0	1	0	0	0	9
vs. Kentucky	1-4	0-2	2-2	0-3-3	2	4	2	1	2	2	19
vs. Oklahoma	1-2	0-1	2-2	0-0-0	3	4	0	0	1	0	4
Charleston Southern	2-2	1-1	0-0	0-1-1	1	5	2	0	2	0	16
at Pittsburgh	2-3	0-1	2-2	2-1-3	3	6	0	2	0	0	12
at Clemson	1-4	0-1	0-0	3-3-6	1	2	0	0	0	0	11
at NC State	0-1	0-1	4-7	2-1-3	0	4	1	1	2	0	12
Syracuse	4-5	0-0	2-2	2-4-6	0	10	1	1	0	0	13
Louisville	5-6	0-0	5-7	2-8-10	0	15	0	1	0	1	24
at Boston College	3-4	1-1	2-2	2-1-3	3	9	1	0	0	1	14
Wake Forest	0-1	0-1	5-6	0-7-7	2	5	1	1	0	0	17
at Florida State	0-2	0-0	0-0	0-2-2	2	0	0	0	0	0	10
at Georgia Tech	0-0	0-0	0-0	1-1-2	0	0	0	0	0	0	7
Duke	0-1	0-1	2-2	0-1-1	1	2	0	0	1	1	10
Clemson	0-0	0-0	0-0	0-1-1	0	0	0	0	0	0	5
at Miami	0-0	0-0	0-0	0-0-0	0	0	1	1	0	0	5
at Syracuse	2-2	0-0	0-0	0-1-1	1	4	0	0	0	0	7
Virginia Tech	2-4	0-0	0-1	1-1-2	1	4	0	0	1	2	9
at Virginia	0-1	0-0	2-2	1-4-5	0	2	0	0	1	0	12
Miami	1-3	0-1	2-2	2-2-4	0	4	0	0	1	0	12
NC State	2-3	0-0	0-0	0-2-2	1	4	0	1	0	0	10
Notre Dame											
at Duke											

of 17 shooting from the floor at Notre Dame • Grabbed 11 rebounds vs. Maryland and had 10 vs. Clemson • Suffered a right knee contusion at Virginia Tech late in the season and did not play in the final three games • Averaged eight points and shot 45% from the floor in the 12 games prior to the injury • Also played limited minutes in two games in late February after taking an elbow in practice and needing stitches in his mouth.

2020-21 at Louisville: Earned ACC All-Freshman team honors after averaging 10.1 points and 7.7 rebounds and shooting 55.2% from the floor (79 of 143) • Red-shirted in 2019-20 • Third in the ACC in offensive rebound percentage and seventh in rebounds per game • First Cardinal to earn ACC freshman team honors since the Cardinals joined the league and Louisville's first freshman honoree since Chane Behanan made the Big East All-Rookie team in 2012 • Only Cardinal to start every game • Scored in double figures nine times with a season-high 20 in his third college game against Prairie View • Named ACC Co-Freshman of the Week after averaging 14 points and 11 rebounds and shooting 52.4 percent from the field in wins over Notre Dame and Duke • Scored a dozen points and grabbed a season-high 13 rebounds against the Irish and had 16 points, nine boards at Duke • Had three double-doubles (also 16 and 12 vs. Virginia Tech and 18 and 11 at Miami) • The 16 and 12 against the Hokies made him the first Louisville freshman to have at least 15 points and 12 rebounds in league play since Pervis Ellison had 21 and 13 vs. Memphis in 1986 • Scored 10 of his 13 points in the second half in the Cards' home win over the Blue Devils.

WITHERS' STATS AT LOUISVILLE																			
Year	GP-GS	Min.	Ave.	FGM-A	Pct.	3FGM-A	Pct.	FTM-A	Pct.	Off	Def	Reb	Ave.	A	TO	B	S	Pts	Ave.
2020-21	20-20	515	25.7	79-143	.552	8-21	.381	36-53	.679	51	102	153	7.7	9	24	7	18	202	10.1
2021-22	29-15	525	18.1	64-156	.410	15-64	.234	24-36	.667	30	102	132	4.6	16	44	12	20	167	5.8
2022-23	32-29	800	25.0	97-224	.433	40-96	.417	50-68	.735	24	146	170	5.3	25	71	13	22	284	8.9
Totals	81-64	1840	22.7	240-523	.459	63-181	.348	110-157	.701	105	350	455	5.6	50	139	32	60	653	8.1

WITHERS' STATS AT CAROLINA																			
Year	GP-GS	Min.	Ave.	FGM-A	Pct.	3FGM-A	Pct.	FTM-A	Pct.	Off	Def	Reb	Ave.	A	TO	B	S	Pts	Ave.
2023-24	29-3	359	12.4	36-72	.500	3-16	.188	38-47	.809	23	67	90	3.1	14	18	16	11	113	3.9

WITHERS' FOUR-YEAR COLLEGE STATS																			
Year	GP-GS	Min.	Ave.	FGM-A	Pct.	3FGM-A	Pct.	FTM-A	Pct.	Off	Def	Reb	Ave.	A	TO	B	S	Pts	Ave.
Totals	110-67	2198	20.0	276-595	.464	66-197	.335	148-204	.725	128	417	545	5.0	64	157	48	71	766	7.0

JAE'LYN WITHERS' GAME-BY-GAME LOGS

2020-21 (Louisville)	FG	3FG	FT	REB	PF	PTS	AST	TOV	BLK	STL	MP
Evansville•	3-6	1-2	1-2	1-4-5	4	8	0	1	0	0	17
Seton Hall•	3-6	0-1	5-6	0-6-6	3	11	1	2	0	0	31
Prairie View•	8-10	1-2	3-5	1-8-9	2	20	1	1	0	0	32
Western Kentucky•	3-9	0-2	2-2	2-7-9	5	8	2	1	1	3	27
at Wisconsin•	3-5	0-1	0-0	1-2-3	0	6	1	1	0	1	14
at Pitt•	3-7	0-0	0-1	5-2-7	2	6	1	1	1	1	23
Kentucky•	3-3	0-0	2-2	2-7-9	4	8	1	1	0	0	29
at Boston College•	2-3	0-0	1-1	1-6-7	5	5	0	3	0	0	22
Virginia Tech•	6-12	0-1	4-4	3-9-12	4	16	0	1	1	2	29
at Wake Forest•	2-2	0-0	0-0	0-1-1	5	4	0	0	0	0	9
at Miami•	8-9	1-1	1-3	3-8-11	4	18	0	2	1	2	28
Florida State•	6-9	0-0	2-3	3-6-9	1	14	0	0	0	0	36
Duke•	5-6	0-0	3-5	3-4-7	3	13	0	3	0	0	27
at Clemson•	2-7	0-1	3-5	4-8-12	1	7	0	0	0	3	32
Georgia Tech•	2-5	0-0	2-2	3-4-7	3	6	1	0	2	1	20
at North Carolina•	2-6	0-1	0-0	6-2-8	3	4	0	2	0	0	20
Notre Dame•	5-11	2-2	0-0	4-9-13	3	12	1	1	0	1	26
at Duke•	6-10	1-3	3-5	4-5-9	5	16	0	2	1	1	36
Virginia•	4-10	2-4	2-5	3-3-6	1	12	0	2	0	2	31
vs. Duke (ACC)•	2-6	0-0	2-2	2-1-3	4	6	0	0	0	1	25

2021-22 (Louisville)	FG	3FG	FT	REB	PF	PTS	AST	TOV	BLK	STL	MP
Southern•	1-2	1-2	0-0	2-6-8	4	3	0	3	1	1	13
Furman•	6-15	2-7	0-0	0-9-9	3	14	1	1	1	1	34
Navy•	4-4	1-1	2-2	1-2-3	1	11	0	2	0	3	26
Detroit Mercy•	1-4	0-2	0-0	1-2-3	3	2	1	2	0	0	21
vs. Mississippi State•	4-6	2-4	1-2	0-3-3	4	11	0	2	0	1	21
vs. Maryland•	1-3	0-2	3-4	4-7-11	1	5	0	3	2	1	18
at Michigan State•	3-6	0-3	1-3	0-2-2	3	7	1	1	0	2	19
at NC State•	1-6	0-2	1-1	2-3-5	2	3	0	1	0	0	17
DePaul	0-2	0-1	0-0	0-3-3	2	0	1	3	1	0	10
Southeastern Louisiana	1-3	0-0	1-2	1-5-6	0	3	3	3	0	0	23
at Western Kentucky•	0-4	0-1	1-2	0-6-6	2	1	2	0	0	0	20
Wake Forest	2-5	2-4	0-0	1-7-8	4	6	0	2	0	0	18
at Georgia Tech	0-2	0-1	1-2	0-2-2	2	1	1	2	0	0	10
Pittsburgh	0-1	0-1	0-0	0-1-1	0	0	0	1	0	0	5
at Florida State	1-3	0-0	2-2	1-3-4	2	4	0	0	0	0	14
NC State	0-0	0-0	0-0	0-0-0	0	0	0	1	0	0	3
at Pittsburgh	0-3	0-1	0-0	0-2-2	0	0	1	0	0	0	11
Boston College	4-6	0-1	2-3	1-4-5	1	10	1	3	0	1	22
Notre Dame	4-10	0-3	1-2	4-5-9	0	9	1	1	0	1	19
at Virginia	1-2	0-1	0-0	0-2-2	1	2	0	2	0	0	7
Duke	0-1	0-1	2-2	0-3-3	2	2	1	0	0	0	15
North Carolina	5-9	2-4	0-0	1-1-2	5	12	0	2	2	0	24
at Syracuse	4-9	0-3	5-6	4-1-5	2	13	2	2	1	1	26
at Notre Dame•	9-17	1-4	1-2	1-4-5	4	20	0	0	0	3	30
Miami•	4-11	1-3	0-1	2-4-6	4	9	0	2	1	3	25
Clemson•	3-8	1-4	0-0	2-8-10	1	7	0	1	2	1	30
at North Carolina•	4-9	2-6	0-0	0-7-7	1	10	0	2	0	1	33
at Wake Forest•	1-3	0-1	0-0	1-0-1	1	2	0	0	0	0	6
at Virginia Tech•	0-2	0-1	0-0	1-0-1	1	0	0	2	1	0	7
Virginia											DNP – right knee contusion
vs. Georgia Tech (ACC)											DNP – right knee contusion
vs. Virginia											DNP – right knee contusion

2022-23 (Louisville)	FG	3FG	FT	REB	PF	PTS	AST	TOV	BLK	STL	MP
Bellarmine•	5-9	2-3	5-5	0-2-2	5	17	0	3	0	2	25
Wright State•	7-11	1-5	0-0	0-11-11	0	15	0	2	0	5	34
Appalachian State•	0-1	0-0	0-0	0-0-0	5	0	0	3	0	0	10
vs. Arkansas•	1-4	0-2	5-6	0-5-5	4	7	1	3	0	1	25
vs. Texas Tech•	3-7	1-2	0-0	0-5-5	2	7	0	5	0	0	25
vs. Cincinnati•	2-7	1-5	1-3	2-5-7	4	6	2	0	0	0	30
Maryland•	2-7	0-2	1-2	0-2-2	3	5	0	2	0	0	17
Miami•	4-8	2-4	2-2	1-5-6	2	12	0	3	1	0	26
at Florida State•	3-10	2-5	0-0	2-5-7	2	8	3	1	1	1	25
Western Kentucky•	4-4	2-2	0-0	1-5-6	3	10	3	3	0	1	19
Florida A&M•	3-6	1-2	0-0	2-3-5	1	7	1	4	1	0	18
Lipscomb•	4-10	1-2	0-0	1-3-4	1	9	1	1	0	1	25
at NC State•	0-3	0-0	1-2	1-2-3	2	1	0	3	1	0	17
at Kentucky•	0-1	0-0	2-2	0-1-1	2	2	0	1	0	0	17
Syracuse	4-11	2-6	0-0	0-7-7	4	10	1	2	1	1	22
Wake Forest	3-7	2-4	3-4	2-3-5	1	11	0	1	1	0	27
at Clemson	4-6	3-3	0-0	0-1-1	2	11	0	3	1	1	21
North Carolina•	3-9	0-3	2-3	2-6-8	2	8	0	1	0	0	31
Pittsburgh•	2-6	1-3	3-4	1-6-7	2	8	0	1	1	1	26
at Boston College•	6-12	2-4	2-2	0-7-7	3	16	1	3	0	0	30
at Notre Dame•	4-10	2-5	0-0	2-2-4	4	10	0	4	1	0	16
Georgia Tech•	4-8	4-6	7-9	0-13-13	4	19	1	2	0	2	35
Florida State•	4-7	4-6	2-2	0-4-4	1	14	1	3	0	0	34
at Pittsburgh•	2-7	1-2	4-6	0-1-1	3	9	1	2	0	1	22
at Miami•	7-10	4-6	0-0	0-5-5	3	18	1	2	1	1	38
Virginia•	4-11	1-7	3-4	0-8-8	2	12	0	1	2	0	31
Clemson•	3-6	0-0	2-2	1-8-9	2	8	2	2	0	2	33
at Duke•	1-7	0-2	0-0	1-3-4	1	2	0	1	0	0	29
at Georgia Tech•	3-8	1-3	1-2	2-7-9	1	8	3	1	1	0	28
Virginia Tech•	1-1	0-0	0-2	2-2-4	2	2	1	3	0	0	21
at Virginia•	2-5	0-1	2-4	1-2-3	2	6	0	2	0	0	19
vs. BC (ACC)•	2-5	0-1	2-2	0-7-7	3	6	2	3	0	0	24



55 – HARRISON INGRAM

6-7, 225, Junior, Forward, Dallas, Texas



X: @Harrisoningram
Instagram: harrison.ingram

Career: Scored his 1,000th point in the win over Virginia Tech on 2/17/24 • Has scored 1,045 points, grabbed 668 rebounds, has 279 assists and 99 steals • Played the previous two seasons at Stanford, where he averaged 10.5 points, 6.2 rebounds and 3.4 assists in 65 games • Was the 2022 Pac-12 Freshman of the Year • Made 62 starts for former UNC assistant coach Jerod Haase • Has scored in double figures 60 times • Career-high 24 points against Ole Miss on 11/24/2022 • Seven 20-point games (five

this season) • Made a career-high five 3FGs vs. Duke on 2/3/24 • Has 20 games with 10 or more rebounds and 14 double-doubles • Had seven double-figure rebound games in two seasons at Stanford and has 13 in 29 games as a Tar Heel • Grabbed 15 or more rebounds four times with a career-best 19 rebounds at NC State on 1/10/24 • Five or more assists 25 times with a high of nine at Oregon State on 2/12/2022.

2023-24 at Carolina: Five 20-point games against Villanova, Tennessee, UConn, Duke and NC State • One of 10 players on the late-season watch list for the Julius Erving Award (top small forward) • ACC Player of the Week following the Georgia Tech and Duke games • Leads the ACC in rebounding in conference play with 10.7 per game and is fourth in all games with a career-best 9.1 per game • Highest rebounding average by a Tar Heel not taller than 6-7 since Larry Miller in 1967 (Miller was 6-3 and averaged 9.3) • Second on the team and fifth in the ACC in offensive rebounding (2.6) • Five or more offensive rebounds six times • Averaging a career-high 12.5 points, third highest on the team • Double-digit rebounds in 12 of the last 17 games, including 15 or more four times (career-high 19 at NC State, 17 at Florida State, 17 vs. Virginia Tech and 15 at Pittsburgh) • Scored in double figures 23 times with a season-high 22 vs. NC State and 21 vs. Duke • Third on the team with 51 three-pointers • Made 51 of 129 three-pointers for a career-best 39.5%, second-highest on the team • Made a three in 23 games, multiple 3FGs 15 times and three or more eight times • Leads UNC with 44 steals with a career-high five on Feb. 26 vs. Miami and four against Oklahoma and Duke • Already has the most steals since Joel Berry II had 53 in 2016-17 • Has 12 multi-steal games • Third in assists (6.1) with a high of six vs. Arkansas.

2023-24 Game Highlights: Tied his career high with eight field goals and scored game-high and season-high 22 points in home win over NC State • Fourth-straight game with 10 or more rebounds and had a key steal and dunk after Miami pulled with four in the Feb. 26 win over the Canes • Five offensive boards for the second straight game and had 17 total vs. Virginia Tech • Had a double-double (11 pts/12 reb) by halftime • Five offensive rebounds in his 14/11 double-double and added three steals and two assists at Syracuse, his eighth double-double this season • Dynamic all-around game in the win over No. 7 Duke – season-high 21 points, career-high five 3FGs, game-high 13 rebounds and career-high tying four steals • Made three first-half 3FGs as UNC built a 10-point lead • Joined George Lynch (1993 NCAA East Region final vs. Cincinnati) as the only Tar Heels ever with at least 20 points, 13 rebounds and four steals in a game (and Lynch did not attempt a three-pointer in that game) • Also joined Reggie Bullock as the only Tar Heels with five 3FGs and 13 rebounds in a game (Bullock

2023-24	FG	3FG	FT	REB	PF	PTS	A	TO	B	S	MP
Radford•	4-9	2-5	2-5	1-3-4	1	12	3	2	2	0	27
Lehigh•	6-11	1-3	1-3	2-5-7	2	14	1	1	1	0	27
UC Riverside•	4-11	1-4	1-2	3-6-9	1	10	1	0	0	1	26
vs. Northern Iowa•	5-12	4-6	2-2	4-6-10	2	16	3	1	0	1	31
vs. Villanova•	6-8	4-5	4-6	0-2-2	5	20	2	2	0	2	32
vs. Arkansas•	5-10	0-2	3-5	2-8-10	3	13	6	2	0	2	40
Tennessee•	6-12	4-8	4-4	2-4-6	1	20	0	2	0	3	38
Florida State•	3-11	0-4	5-7	3-3-6	2	11	2	1	0	2	37
vs. UConn•	8-13	3-4	1-3	1-3-4	3	20	5	2	0	1	38
vs. Kentucky•	4-10	0-3	2-4	1-3-4	2	10	3	1	2	3	34
vs. Oklahoma•	4-6	1-2	2-2	2-5-7	4	11	2	2	1	4	30
Charleston Southern•	3-9	3-5	1-2	3-4-7	0	10	2	1	0	1	21
at Pittsburgh•	2-14	1-5	2-2	5-10-15	1	7	3	0	2	0	35
at Clemson•	3-10	2-5	1-4	1-3-4	2	9	3	3	0	1	31
at NC State•	4-9	1-3	0-2	5-14-19	1	9	1	2	0	1	36
Syracuse•	5-13	1-5	0-0	3-7-10	1	11	3	1	0	2	25
Louisville•	4-11	2-4	0-2	3-1-4	2	10	5	0	0	0	29
at Boston College•	4-9	1-3	2-3	2-11-13	2	11	2	2	1	0	31
Wake Forest•	4-7	0-3	2-4	0-14-14	3	10	1	2	0	0	30
at Florida State•	4-8	3-4	2-2	7-10-17	2	13	1	3	1	3	33
at Georgia Tech•	3-14	2-7	0-1	5-8-13	1	8	3	2	0	1	36
Duke•	8-12	5-9	0-0	2-11-13	0	21	1	1	1	4	38
Clemson•	4-7	3-5	0-0	1-5-6	2	11	1	1	0	1	33
at Miami•	4-7	2-5	3-7	1-4-5	3	13	0	2	2	0	34
at Syracuse•	6-11	2-5	0-0	5-6-11	3	14	2	3	0	3	33
Virginia Tech•	4-11	0-4	4-5	5-12-17	1	12	2	1	0	0	36
at Virginia•	3-6	0-1	1-3	2-8-10	2	7	1	1	0	1	34
Miami•	3-13	1-5	1-1	2-8-10	3	8	2	3	0	5	37
NC State•	8-14	2-5	4-4	3-3-6	1	22	0	0	0	2	36
Notre Dame											
at Duke											

vs. NC State in 2013) • Ingram, Bullock, Brady Manek, Virphing and Cole Anthony are the only Tar Heels to make five threes and have 10 or more rebounds in a game • Game-high 17 rebounds plus 13 points, three steals and a key block late in the game in the win at Florida State • Made his first two three-point attempts and finished with three, most since he made three

vs. Charleston Southern on December 29 • Career-high seven offensive rebounds, most by a Tar Heel so far this season • Fourteen rebounds, all on the defensive end, and helped limit Wake Forest to 35.6% shooting • Fourth double-double as a Tar Heel and a game-high 13 rebounds at Boston College • Three-pointer with 3:49 to play was one of the key plays in the game, coming seconds after BC had pulled within four • Five assists without a turnovers vs. Louisville (fourth time in his career he had five assists and no turnovers) • Third double-double (11/10) and fifth game with 10-plus rebounds and added three assists and two steals vs. Syracuse • Set the all-time single-game record for rebounds by a Tar Heel vs. NC

TOP 5 OFFENSIVE GAME RATINGS

2023-24

157 Duke

149 vs. Villanova

144 NC State

139 vs. UNI

133 Clemson

133 vs. Oklahoma

Career

162 Stanford vs. Oregon State (2/12/2022)

157 UNC vs. Duke (2/3/2024)

156 Stanford vs. USC (1/11/2022)

152 Stanford vs. California (1/28/2023)

149 UNC vs. Villanova (11/23/2023)

INGRAM'S STATS AT STANFORD																			
Year	GP-GS	Min.	Ave.	FGM-A	Pct.	3FGM-A	Pct.	FTM-A	Pct.	Off	Def	Reb	Ave.	A	TO	B	S	Pts	Ave.
2021-22	32-30	995	31.1	119-307	.388	36-115	.313	63-95	.663	58	156	214	6.7	97	72	8	30	337	10.5
2022-23	33-32	920	27.9	124-304	.408	36-113	.319	61-102	.598	60	131	191	5.8	121	75	15	25	345	10.5
Totals	65-62	1915	29.5	243-611	.398	72-228	.316	124-197	.629	118	287	405	6.2	218	147	23	55	682	10.5
INGRAM'S STATS AT CAROLINA																			
Year	GP-GS	Min.	Ave.	FGM-A	Pct.	3FGM-A	Pct.	FTM-A	Pct.	Off	Def	Reb	Ave.	A	TO	B	S	Pts	Ave.
2023-24	29-29	947	32.7	131-298	.440	51-129	.395	50-85	.588	76	187	263	9.1	61	44	13	44	363	12.5
INGRAM'S THREE-YEAR COLLEGE STATS																			
Year	GP-GS	Min.	Ave.	FGM-A	Pct.	3FGM-A	Pct.	FTM-A	Pct.	Off	Def	Reb	Ave.	A	TO	B	S	Pts	Ave.
Totals	94-91	2863	30.5	374-909	.411	123-357	.345	174-282	.617	194	474	668	7.1	279	191	36	99	1045	11.1

HARRISON INGRAM'S GAME-BY-GAME LOGS

Stanford 2021-22	FG	3FG	FT	REB	PF	PTS	A	TO	B	S	MP
Tarleton State•	7-11	1-2	1-1	3-4-7	2	16	1	1	0	0	31
at Santa Clara•	5-13	3-7	6-7	3-3-6	1	19	2	2	1	0	29
San Jose State•	8-13	2-3	1-3	4-7-11	3	19	6	1	0	1	38
Valparaiso	0-3	0-2	4-4	0-2-2	1	4	5	0	0	2	19
at Baylor•	2-7	0-1	0-1	2-7-9	2	4	2	0	1	0	30
NC A&T•	4-9	0-1	6-7	5-5-10	0	14	3	2	1	2	27
at Colorado•	3-13	2-7	0-0	1-1-2	2	8	5	3	0	0	33
Oregon•	5-11	3-7	3-4	2-6-8	2	16	5	2	0	1	33
Dartmouth•	6-15	1-4	0-0	0-7-7	1	13	2	1	0	1	38
vs. Texas•	5-13	0-4	5-5	2-5-7	2	15	3	4	0	3	31
vs. Wyoming•	1-4	0-2	3-4	4-3-7	2	5	1	1	0	0	18
vs. Liberty•	4-8	1-2	4-7	2-5-7	3	13	2	5	0	1	32
USC•	6-11	3-5	6-7	5-5-10	2	21	2	0	0	1	33
at Washington State•	1-6	0-3	2-3	0-4-4	2	4	3	3	0	0	30
at Washington•	2-6	2-4	1-2	1-6-7	2	7	2	4	1	1	23
Arizona•	2-7	1-2	0-1	3-4-7	2	5	1	0	0	2	27
Arizona State•	3-7	2-3	5-10	6-4-10	1	13	3	4	0	0	34
at USC•	4-10	2-6	2-2	1-2-3	1	12	5	0	0	1	36
at UCLA•	2-7	1-3	0-0	0-5-5	1	5	0	4	0	0	29
California•	4-10	0-4	4-4	0-4-4	2	12	1	1	0	2	31
Washington State•	2-11	0-7	1-2	2-2-4	1	5	1	2	0	1	31
Washington•	7-13	2-5	1-1	1-9-10	2	17	2	2	0	0	29
UCLA•	7-13	1-3	2-6	3-5-8	1	17	2	4	2	1	35
at Oregon•	4-10	2-6	0-0	1-3-4	2	10	4	4	0	0	33
at Oregon State•	7-10	2-2	0-0	0-6-6	3	16	9	2	0	1	37
Utah•	2-5	1-3	0-0	0-7-7	0	5	6	3	0	1	33
Colorado	1-9	0-4	0-1	0-5-5	2	2	1	2	0	2	33
at California•	2-10	1-4	1-3	1-2-3	3	6	2	0	0	0	30
at Arizona•	2-12	0-3	0-2	1-8-9	3	4	5	2	0	0	31
at Arizona State•	2-10	1-2	3-4	4-5-9	2	8	4	7	1	3	33
vs. Ariz St• (Pac 12)	2-7	0-1	2-4	1-9-10	0	6	3	2	1	2	33
vs. Arizona•	7-13	2-3	0-0	0-6-6	1	16	4	4	0	1	35
Stanford 2022-23	FG	3FG	FT	REB	PF	PTS	A	TO	B	S	MP
Pacific•	2-6	1-4	2-4	2-4-6	2	7	6	4	1	0	31
vs. Wisconsin•	2-8	0-2	2-4	2-6-8	2	6	1	3	2	0	32
San Diego State•	4-9	1-3	2-2	0-4-4	2	11	2	3	0	0	32
Cal Poly•	2-6	1-2	0-0	1-3-4	3	5	8	1	0	1	20
vs. Ole Miss•	6-12	3-5	9-10	2-2-4	3	24	2	2	0	0	25
vs. Florida State•	3-11	0-4	4-7	1-5-6	2	10	0	4	1	0	25
vs. Memphis•	4-13	2-5	0-0	2-4-6	3	10	4	3	1	1	33
UCLA•	3-8	0-5	0-0	0-1-1	1	6	1	2	1	1	20
at Arizona State•	5-14	0-3	2-3	3-2-5	1	12	5	3	1	3	29
Green Bay•	3-6	1-2	0-0	0-1-1	2	7	0	1	1	0	18
vs. Texas•	2-6	1-2	0-1	2-4-6	2	5	4	2	1	0	29
vs. Loyola Chicago•	5-8	1-1	4-5	1-4-5	0	15	3	1	0	1	25
Colorado•	0-5	0-2	1-2	2-0-2	0	1	1	3	0	0	24
Utah•	4-11	1-3	0-3	2-5-7	2	9	5	0	0	1	30
at California	3-8	0-1	0-1	3-1-4	1	6	1	2	1	0	17
at Washington•	4-10	1-4	0-0	2-7-9	2	9	2	2	1	0	27
at Washington State•	6-13	2-6	0-0	3-6-9	1	14	6	2	0	1	35
Oregon State•	3-6	1-3	1-4	2-6-8	2	8	6	2	0	1	29
Oregon•	4-8	3-6	0-0	2-6-8	3	11	5	2	1	2	28
Chicago State•	4-5	1-2	6-10	1-6-7	3	15	3	2	0	1	26
California•	6-11	2-5	0-0	2-2-4	1	14	2	0	1	0	24
at Utah•	1-7	1-3	3-4	2-3-5	3	6	6	3	0	1	27
at Colorado•	2-9	0-4	3-6	0-5-5	2	7	4	2	1	0	29
Arizona State•	4-12	2-4	2-4	5-3-8	1	12	5	3	0	0	32
Arizona•	5-10	2-2	0-2	2-7-9	3	12	7	3	0	1	31
at UCLA•	6-12	0-2	1-2	1-6-7	3	13	5	2	0	0	28
at USC•	4-10	3-6	4-4	3-6-9	1	15	3	2	0	3	32
Washington State•	6-16	3-9	0-0	2-2-4	1	15	5	2	0	3	34
Washington•	3-7	1-4	4-8	2-4-6	2	11	6	3	1	1	29
at Oregon State•	4-8	1-3	2-3	3-5-8	1	11	3	1	0	1	24
at Oregon•	4-11	0-2	3-4	3-5-8	2	11	4	5	0	0	30
vs. Utah• (Pac 12)	6-10	0-1	3-5	0-6-6	3	15	1	1	0	1	30
vs. Arizona•	4-8	1-3	3-4	2-0-2	3	12	5	4	0	1	35



State when he grabbed 19 in the win at NC State • Broke the record (18) set by Billy Cunningham in 1965 and tied twice by Armando Bacot • Had five offensive rebounds in Raleigh, the second time in three games he had five (also at Pittsburgh) • Hit a three-pointer just 16 seconds after Clemson made a go-ahead 3FG, which proved to be the Tigers' final lead of the game • Made only 2 of 14 shots from the floor (missed his first 11 attempts) but was a key contributor in the win at Pittsburgh with a career-high 15 rebounds, three assists, two blocks and a three-pointer with 4:10 to play that gave UNC a nine-point lead • Hit a 12-foot bank shot with 1:14 to play that narrowly beat the shot clock to give UNC a 75-67 lead in the win over Oklahoma • Made a career-high four steals, which helped UNC limit the previously unbeaten Sooners to a season-low 69 points and led to 24 Tar Heel points off turnovers • Had three assists, three steals and two blocks (tied career highs in blocks and steals) to go with 10 points vs. Kentucky • Tied his career best with eight field goals, had 20 points and tied for the team lead with five assists in Madison Square Garden vs. UConn • Was the second time this year with five or more assists and fourth game making at least three 3FGs • Nine of his 11 points in the second half vs. FSU • Scored UNC's first six points and totaled 15 of his 20 in the first half in the win over Tennessee • Tied his career high with three steals vs. the Vols • Shot 53.3% from the floor, averaged 16.3 points and had two double-doubles in the three games in the Bahamas • Set a career-best with four 3FGs (three in the second half to help UNC overcome a six-point halftime deficit) in the win over UNI • Made four more 3FGs the next day vs. Villanova, but fouled out with 3:44 to play after scoring 20 points • Was the first time he fouled out in 70 college games • Season-high six assists and a 13/10 double-double in the win over Arkansas • Hit 6 of 11 from the floor and had 14 points and seven rebounds vs. Lehigh • Scored a dozen points, hit two threes, had three assists and tied his career-best with two blocks in UNC debut vs. Radford.

2022-23 at Stanford: Averaged 10.5 points and 5.8 rebounds and led the Cardinal and was eighth in the Pac-12 in assists with 3.7 per game • One of seven players in a major conference to average at least 10.5 points, 5.8 rebounds and 3.7 assists • One of only two players in the Pac-12 in the top 15 in rebounding and top 10 in assists • Was second on the team in scoring and rebounding • Scored in double figures 20 times, including 10 straight games in Pac-12 play to end the season • Had 76 assists and 39 turnovers in his last 17 games • Season-high and career-best 24 points vs. Ole Miss in Lake Buena Vista, Fla., when he was 6 for 12 from the floor, 3 for 5 from three and 9 for 10 from the free throw line • Totaled 12 points, nine rebounds and seven assists in the Cardinal's upset win over No. 4 Arizona.

2021-22 at Stanford: The Pac-12 Freshman of the Year • Six-time Pac-12 Freshman of the Week, the second-most in league history • Made honorable mention all-conference • Stanford Athletic Board Awards Conference Athlete of the Year • First Cardinal to win Pac-12 Freshman-of-the-Year honors since Casey Jacobsen in 1999-2000 • Averaged 10.5 points, 6.7 rebounds and 3.0 assists • His 6.7 rebounds were the second-most ever per game by a Stanford freshman • One of two Pac-12 freshman to average double figures in scoring • Ranked in the top 10 in several categories by a Stanford freshman – second in rebound average, sixth in assists, ninth in three-pointers and steals and 10th in scoring • Season-high 21 points, one of 17 games in double figures, in a win over No. 5 USC • Career-high nine assists in a win at Oregon State • Had five double-doubles, including three in league play vs. USC, Arizona State and Washington • Scored with 0.7 seconds to play against Dartmouth to send the game to overtime, where Stanford won.



PREP/PERSONAL INFO



ARMANDO BACOT: Played his freshman through junior seasons at Trinity Episcopal School in Richmond, Va., for Coach Richard Hamlin and his senior year at IMG Academy in Bradenton, Fla., for Coach Sean McAloon • Averaged 12.4 points, 7.7 rebounds and 1.8 blocks and shot 62 percent from the floor at IMG • Led IMG to the 2019 prep national championship • 2019 MaxPreps honorable mention All-America • Member of the U-18 USA Basketball National Team in 2018 with Coby White and Cole Anthony • Won the gold medal in the U-18 FIBA Americas Championship • Had 17 points against Panama in a preliminary round game and 13 points, eight rebounds and four blocks in gold medal game win over Canada • Played in the 2019 McDonald's All-American Game and the Jordan Brand Classic • Scored 14 points and had 10 rebounds in the Jordan Classic • Averaged 24.5 points and 12 rebounds his junior season • 2018 Richmond Times-Dispatch Player of the Year and was first-team all-metro and all-state • Was the VISAA League Co-Player of the Year, a USA Today All-Virginia first-team and Max Prep All-America selection • Career bests 47 points and 22 rebounds at Trinity Episcopal • Played for Team Takeover in the EYBL with former Tar Heel Anthony Harris • 2017 VISAA Division-I state champion at Trinity Episcopal School.

Born Armando Linwood Bacot on March 6, 2000, in Richmond, Va. • Son of Christie Lomax and Armando Bacot Sr. • Has a younger brother, King, two older sisters A'mari and Azhane, and a younger sister, Joi'L • Azhane played basketball for Virginia State University.

ELLIOT CADEAU: Came to UNC after his junior year of high school at the Link Academy in Branson, Mo., where he played for Coach Bill Armstrong • Link won the GEICO Nationals championship in Ft. Myers, Fla., behind his tournament-record 29 assists in three games • Played UNC teammate Zayden High's team in the finals • Second-team Max Preps All-America in 2023 after averaging 10.9 points and 7.6 assists in leading Link to a 27-1 record • Scored 16 points in the finals as Link won the Bass Pro Shops Tournament of Champions in Springfield, Mo. • Previously attended Bergen Catholic High School in Oradell, N.J., where he played for Coach Billy Armstrong • Did not play his sophomore year of high school due to an ankle injury • Played for New Heights (N.Y.) Lightning and averaged 15.7 points and 9.3 assists over the 17-game 2023 EYBL schedule • Was the offensive MVP in Dallas in the third EYBL session • Made the EYBL All-Underclassmen team in 2021, the EYBL third team in 2022 • 2020 Max Preps Freshman All-America • Plays for Sweden's national team • Was promoted to the senior team late in 2021 and made his debut vs. in 2023 vs. Germany in a World Cup qualifier • Won gold medals with the Swedish U-16 national team in the 2020 Baltic Sea Basketball Cup in Estonia, in 2021 at the U-18 Nordic Championship and in 2022 at the FIBA U-18 European Championship B Division in Romania, where he scored 36 points in the championship game • In 2022, he scored 40 points in a game and was the MVP at the U-18 Nordic Championship, where Sweden placed fourth.

Born Elliot Valentin Cadeau on Sept. 4, 2004, in Brooklyn • Son of James and Michelle Cadeau • Member of the academic honor roll • Speaks Swedish • His brother, Justin, plays tennis at Howard.

RJ DAVIS: The 2020 Gatorade High School Player of the Year in New York • Named New York's Mr. Basketball by the Basketball Coaches Association of New York, the first player in his school's history to win the award • Played for Coach Patrick Massaroni at Archbishop Stepinac High School in White Plains, N.Y. • Member of the National Honor Society • Selected to play in the McDonald's All-American Game, Jordan Brand Classic, Iverson Classic and BallisLife All-American Game • Set the all-time prep scoring record in Westchester County with 2,446 career points, topping the previous record set by Danya Abrams, who went on to play at Boston College • Fifth-most points ever in the Catholic High School Athletic Association, which is comprised of Catholic high schools in New York City, Long Island, Westchester and Buffalo (the largest Catholic high school athletic league in the United States) • Abrams' Westchester County scoring record stood for 27 seasons • Senior season ended early due to the coronavirus, just after Stepinac had won the CHSAA's Archdiocesan title and was preparing to play in the state quarterfinals • Had 18 points, 11 rebounds and eight assists in the Archdiocese championship game win over top-seeded St. Raymond's • Named The (Westchester) Journal News' Player of the Decade for the 2010s

• Was named the CHSAA's MVP in 2020 after being named first-team all-league as a sophomore and junior • As a senior, averaged 26.5 points, 8.0 rebounds, 5.3 assists and 2.1 steals while making 34 percent of his three-point attempts • Teamed with Duke signee A.J. Griffin at Archbishop Stepinac • Led Stepinac to Archdiocese, city and state (2017 and 2018) titles and won the Torrey Pines Classic • Averaged 25.4 points as a junior. Born RJ Davis on Oct. 21, 2001, in White Plains, N.Y.

Son of Robert and Venessa Davis • His dad scored 2,118 points (without a three-point shot) from 1982-86 at Mercy College in Dobbs Ferry, N.Y., and still holds the school's career scoring record • Majoring in exercise and sports science/sports administration with a minor in history • Wears No. 4 because his birthday (10/21) adds up to 4 (1-0-2-1) • Wore that number as a high school sophomore when Stepinac won city and state titles • Also played football and soccer.

DUWE FARRIS: Played for Coach Scott Taylor at Myers Park High School in Charlotte • Averaged 9.9 points and 4.5 rebounds as a senior • Led Myers Park to a 22-9 overall record and 11-3 mark in conference play • Three-year starter.

Born Duwe Gallagher Farris on Sept. 1, 2000 • Son of Rip and Blair Farris • Majoring in political science • Played on the UNC Junior Varsity team in 2019-20 • Is a fourth-generation Tar Heel student-athlete • His father, Ray III, known as Rip, ran track at UNC in the late 1980s • His grandfather, Ray Jr., was quarterback from 1959-61, and later served on UNC's Board of Governors • His great-grandfather, Ray, captained the football team in 1929 • His maternal grandfather, Doug Duwe, was an All-America swimmer at Texas in 1959 and 1961 • His sister, Sydney, graduated from UNC and is an artist living in Charlotte • His brother, Oliver, attends UNCW • His mother owns a women's lifestyles magazine.

ZAYDEN HIGH: Played his senior year of high school at Arizona Compass Prep in Chandler, Ariz., where he played for head coach Ed Gipson, and helped lead them to a 19-9 record • Compass advanced to the finals of the GEICO National Championships in Ft. Myers, Fla. • Most Valuable Player in the 2023 Hoop Hall Classic after Compass defeated Oak Hill Academy • Averaged 17.1 points and 9.2 rebounds over three seasons at Smithson Valley High School in Spring Beach, Texas • Averaged 21.0 points and 12.3 rebounds as a junior at Smithson Valley • Played for JL3 Elite in the Nike EYBL.

Born Michael Zayden High on 3/26/2004, in Amarillo, Texas • Son of Mike and Tawney High • His sister, Zailey, is an elite-level high school volleyball player.

HARRISON INGRAM: Played at St. Mark's High School in Dallas • A McDonald's All-America • Played for Team USA in the 2021 FIBA U-19 World Cup in Latvia, where the U.S. won the gold medal • Averaged 22 points, 13 rebounds and eight assists in a Covid-shortened senior season • Texas State Private School Player of the Year and MaxPreps second-team All-America as a junior when he averaged 20 points, 12 rebounds and seven assists • First-team all-area honoree after leading St. Mark's to state and conference championships • Played AAU basketball with Southern Assault.

Born Harrison Claiborne Ingram in Dallas, Texas, on Nov. 27, 2002 • Son of Vera and Tyrous Ingram • Majoring in economics • His brother, Will, played basketball at Middlebury from 2017-21 • His sister, Lauren, is a freshman on the Duke volleyball team • Enjoys playing ping pong, chess and poker.

ROB LANDRY: Robert Morris Landry is the son of Anne and Pearce Landry Born August 4, 2000, in Charlotte • Played on the UNC junior varsity team as a freshman in 2019-20 • His father played for the Tar Heels from 1993-95 and was captain of the team that won the NCAA South Regional and played in the Final Four in 1995.

Attended Greensboro Day School and the North Carolina School of Science and Math in Durham • Played for Coach Freddy Johnson at GDS and Levon Barnes at NCSSM • Played for club team the NC Spartans • Also competed

for four years on the high school golf teams • Led GDS to the North Carolina Independent Schools 3-A state championship in 2017 • Helped GDS upset IMG Academy in the Dick's Sporting Good national tournament • Averaged better than 16 points in each of his last three high school seasons • Scholarship recipient in the Kenan-Flagler Business School • Earned a perfect score on the ACT • National Merit Award finalist.

CREIGHTON LEBO: Graduated from the Greenfield School in Wilson, N.C., where he played two seasons for Coach Rob Salter • Same high school as former Tar Heel Coby White • Selected to play in the North Carolina Independent Schools All-Star Game • Averaged 17 points in leading Greenfield to the 2019 1-A NCISAA state championship • Also attended J.H. Rose High School in Greenville, N.C.

Born Brian C Lebo on Sept. 8, 2001, in Cookeville, Tenn. • Majoring in exercise and sports science/sports administration • Son of Jeff and Melissa Lebo • Jeff is in his third season as an assistant coach at UNC • He played for the Tar Heels from 1985-89 and was a head coach for 20 seasons at Tennessee Tech, Chattanooga, Auburn and East Carolina • Member of the National Honor Society.

JAMES OKONKWO: James Uchenna Okonkwo is the son of Cyril and Sharon Okonkwo • Born October 1, 2003 in the United Kingdom • Majoring in communication studies • Played for Great Britain's U20 team in the 2023 Division B European Championships in Macedonia • Led Great Britain in scoring (12.1 ppg), rebounding (9.9 rpg) and blocked shots (2.1 bpg) in seven games • Graduated from Furze Platt Senior School in Maidenhead, England • Played for Coach Justin Dempsey • Came to the U.S. in the summer of 2020 • Attended Beckley Prep IJN in Beckley, W.Va. • Outstanding tennis player as a youth • Played eight years of competitive tennis and three years of soccer • His older brother, Oliver, plays tennis at Illinois • His younger brother, Alexander, plays tennis at Tulsa.

CORMAC RYAN: Played his freshman year at Collegiate Prep in New York City and three seasons at Milton Academy in Milton, Mass. • Scored a school-record 1,423 points at Milton, where he was the New England Prep School Athletic Conference Class A Player of the Year in 2016-17 and 2017-18.

Born Cormac Joseph Ryan on Oct. 26, 1998, in New York City • Son of Michael and Rosemary Ryan • Has four siblings – Thomas (played at Yale), Owen, Summer (plays at Haverford) and Starling • At Notre Dame, he majored in management consulting in the Mendoza College of Business and finished his MBA in the spring of 2023 with a concentration in strategy and entrepreneurship • Is working toward a master's in applied professional studies.

SETH TRIMBLE: Played for Coach Brian Hallenbeck at Menomonee Falls High School • Scored more than 2,000 career points • Gatorade Player of the Year and Mr. Basketball in Wisconsin in 2022, when he led Menomonee Falls to a 25-4 record and the Division I sectional finals • Averaged 27.1 points, 7.4 rebounds, 4.4 assists and 2.3 steals as a senior • Greater Metro Conference Player of the Year in 2022 and was a two-time first-team All-Greater Metro Conference honoree • Averaged 23.3 points and 3.5 assists as a junior and 20 points and 3.2 assists as a sophomore • Scored a career high 45 points as a junior in a win over Whitnall • Competed in the 2022 National High School Slam Dunk Contest.

Born Seth Louis Trimble on Aug. 9, 2004, in Wauwatosa, Wis. • Son of Laurence and Trevor Trimble • His brother, J.P. Tokoto, played at Carolina from 2012-15 • Majoring in exercise and sports science/sports administration • Played soccer through eighth grade • Made the honor roll three times.

JALEN WASHINGTON: Played for coaches Chris Buggs and Sean Smith at Gary West Side Leadership Academy • Did not play his senior season due to a knee injury • 2022 Indiana All-Star • First-team all-state and all-conference as a junior when he averaged 12.5 points, seven rebounds, three assists and three blocks • Led Gary West Side to the state semifinals • NBPA Camp invitee • Trained with the 2022 USA Junior National Team.

Born Jalen Cantrell Washington on Feb. 21, 2004, in Hobart, Ind. • Son of Jada Sterling and Jimmy Washington Sr. • Majoring in exercise and sports science/sports administration • Has seven-foot, four-inch wingspan • Ranked No. 2 academically in his senior class and was a member of the

Indiana Academic All-State team • Member of the National Honor Society • Played AAU for Meanstreets • Played the cello and piano from second to seventh grade • His older brother, Jimmie, plays basketball at IU-Northwest.

JAE'LYN WITHERS: Played at North Mecklenberg High School in Huntersville, N.C., from 2015-18 and his senior year at Cleveland Heights High School in Cleveland, Ohio • Averaged 19.8 points, 9.7 rebounds and 2.2 blocked shots in 2018-19 at Cleveland Heights • Averaged 20 points, 10.1 rebounds and shot 43 percent from three-point range in leading North Mecklenberg to a 27-2 record and the 2018 regular-season and tournament conference championships • Earned first team all-state honors in North Carolina as a junior from the Associated Press, was the Charlotte Observer's 4A Metro Player of the Year and the conference player of the year • Played AAU for Team Loaded North Carolina • Played in the Roundball Classic in Pittsburgh.

Born Dec. 20, 2000, in Charlotte • Son of Sheena Carr and Curtis Withers • Curtis was a three-time All-Conference USA forward at Charlotte from 2002-06 and is second in 49er history in double-doubles (46), third in rebounding (1,042) and seventh in scoring (1,750) • Has four siblings – Jayla, Ja'Kayla and Jah'King Withers and Messiah Carr • His cousin, Jaire Alexander, played football at Louisville (2015-17) and is a cornerback for the Green Bay Packers, who selected him in the first round in 2018.

PAXSON WOJCIK: Attended the La Lumiere School in La Porte, Ind. • Helped lead them to an 83-6 overall record, the Dick's Sporting Goods National Championship as a sophomore and a 31-1 record and runner-up finish as a senior at the Geico National Championship • Two-time captain • Scholar-Athlete Award recipient • Played AAU for the Illinois Wolves • Member of the National Honor Society • Summa Cum Laude Latin Student.

Born Paxson Walter Wojcik on Aug. 8, 2000, in South Bend, Ind. • Son of Lael and Doug Wojcik • Working toward a master's in applied professional studies • His parents played basketball at Navy and his mother also competed in track • His brother, Denham, plays basketball for Harvard • His father is in his second stint as an assistant coach on Tom Izzo's staff at Michigan State • He was an assistant coach at UNC from 2000-03, when he helped recruit all five starters on the Tar Heels' 2005 NCAA championship team • Enjoys card games, puzzles and playing outside with friends.



CAREER HIGHS



1 – ZAYDEN HIGH

Points: 3 vs. Clemson (2/6/24)
Field Goals: 1 four times, latest: 2/6/24 vs. Clemson
Free Throws: 2 vs. Lehigh (11/12/23), UNI (11/22/23)
Offensive Rebounds: 2 vs. Lehigh (11/12/23)
Rebounds: 5 vs. Lehigh (11/12/23)
Assists: 1 vs. Lehigh (11/12/23), Tennessee (11/29/23), vs. Syracuse (1/13/24)
Turnovers: 2 vs. UC Riverside (11/17/23), at Florida State (1/27/24)
Blocks: 1 vs. Villanova (11/23/24), at NC State (1/10/24)
Steals: 2 vs. UC Riverside (11/17/23)

2 – ELLIOT CADEAU

Points: 19 at Miami (2/10/24)
Field Goals: 7 vs. Wake Forest (1/22/24), at Miami (2/10/24)
Three-Pointers: 2 at Miami (2/10/24)
Free Throws: 8 at Florida State (1/27/24)
Offensive Rebounds: 2 vs. Charleston Southern (12/29/23), Duke (2/3/24)
Rebounds: 4 vs. Charleston Southern (12/29/23), Clemson (2/6/24), NC State (3/2/24)
Assists: 10 vs. Tennessee (11/29/23)
Turnovers: 5 at Miami (2/10/24), vs. Virginia Tech (2/17/24)
Blocks: 1 vs. UNI (11/22/23), vs. Syracuse (1/13/24)
Steals: 4 at Miami (2/10/24)

3 – CORMAC RYAN (set playing for Notre Dame, Stanford or UNC)

Points: Notre Dame– 29 vs. Alabama (3/18/22)
Field Goals: ND– 10 at Duke (2/9/21), vs. Alabama (3/18/22)
Three-Pointers: ND– 7 vs. Alabama (3/18/22)
Free Throws: ND– 8 vs. Virginia Tech (3/10/22)
Offensive Rebounds: ND– 5 vs. NC State (3/3/21)
Rebounds: ND– 10 vs. Georgia Tech (2/26/22)
Assists: ND– 8 vs. Louisville (1/28/23)
Turnovers: Stanford– 6 vs. Washington (3/3/19)
Blocks: ND– 3 vs. Western Michigan (12/20/21); UNC– vs. UNI (11/22/23)
Steals: ND– 4 vs. Boston University (12/7/22), at Wake Forest (2/25/23)

4 – RJ DAVIS

Points: 42 vs. Miami (2/26/24)
Field Goals: 14 vs. Wake Forest (1/22/24), Miami (2/26/24)
Three-Pointers: 7 vs. Miami (2/26/24)
Free Throws: 14 vs. NC State (1/21/23)
Offensive Rebounds: 6 vs. Kansas (4/4/22)
Rebounds: 12 vs. Kansas (4/4/22)
Assists: 12 vs. Marquette (3/17/22)
Turnovers: 5 vs. Florida State (2/27/21), Kentucky (12/16/23)
Blocks: 2 vs. Florida State (2/12/22), at Virginia (2/24/24)
Steals: 5 vs. Charleston Southern (12/29/23), vs. Syracuse (1/13/24)

5 – ARMANDO BACOT

Points: 29 vs. Virginia (1/8/22), Georgia Tech (1/15/22)
Field Goals: 12 vs. Virginia (1/8/22)
Three-Pointers: 1 at Boston College (1/2/22), vs. UC Riverside (11/17/23), vs. Oklahoma (12/20/23)
Free Throws: 10 vs. Tennessee (11/29/23), Clemson (2/6/24)
Offensive Rebounds: 9 vs. Virginia (1/8/22), Syracuse (2/28/22)
Rebounds: 23 vs. James Madison (11/20/22)
Assists: 7 vs. Miami (1/25/20)
Turnovers: 6 vs. Alabama (11/27/22), Kentucky (12/16/23)
Blocks: 6 vs. Oregon (11/29/19), at Charleston (11/16/21), vs. NC State (1/29/22), Florida State (12/2/23)
Steals: 4 vs. Elon (12/11/21)

7 – SETH TRIMBLE

Points: 12 vs. Arkansas (11/24/23), Charleston Southern (12/29/23)
Field Goals: 6 vs. Charleston Southern (12/29/23)
Three-Pointers: 2 vs. Arkansas (11/24/23)
Free Throws: 3 seven times, latest: at Florida State (1/27/24)
Offensive Rebounds: 2 four times, latest: at Clemson (1/6/24)
Rebounds: 6 vs. Charleston Southern (12/29/23), at Pittsburgh (1/2/24)
Assists: 5 vs. The Citadel (12/13/22)
Turnovers: 3 vs. Syracuse (1/13/24)
Blocks: 2 vs. Wake Forest (1/4/23), Notre Dame (1/7/23)
Steals: 3 at Georgia Tech (1/30/24)

8 – PAXSON WOJCIK (set playing for Brown)

Points: 25 vs. Yale (3/4/23)
Field Goals: 9 vs. Yale (3/4/23)
Three-Pointers: 5 vs. UMass-Lowell (11/23/22)
Free Throws: 9 at Penn (2/18/23)
Offensive Rebounds: 3 at Michigan State (12/10/22)
Rebounds: 13 at Michigan State (12/10/22)
Assists: 6 four times, latest: 2/11/23 vs. Cornell
Turnovers: 4 four times, latest: 1/28/23 at Cornell
Blocks: 1 four times, latest: 1/28/23 at Cornell
Steals: 4 at UMass-Lowell (12/1/21)

13 – JALEN WASHINGTON

Points: 17 vs. Charleston Southern (12/29/23)
Field Goals: 7 vs. Charleston Southern (12/29/23)
Three-Pointers: 2 vs. UC Riverside (11/17/23), Charleston Southern (12/29/23)
Free Throws: 4 at Louisville (1/14/23), vs. Arkansas (1/24/23)
Offensive Rebounds: 4 at Georgia Tech (1/30/24)
Rebounds: 8 at NC State (1/10/24)
Assists: 2 vs. Syracuse (1/13/24)
Turnovers: 2 vs. Notre Dame (1/7/23), at Louisville (1/14/23), at Boston College (1/20/24)
Blocks: 4 at Virginia (2/24/24)
Steals: 2 vs. Syracuse (1/13/24)

14 – CREIGHTON LEBO

Points: 2 four times, latest: 2/13/21 at Virginia
Rebounds: 1 four times, latest: vs. Syracuse (1/13/24)
Assists: 1 vs. The Citadel (12/13/22)

22 – ROB LANDRY

Points: 3 vs. Lehigh (11/12/23), Syracuse (1/13/24)
Rebounds: 2 vs. Lehigh (11/12/23)

24 – JAE'LYN WITHERS (set playing for Louisville unless noted)

Points: 20 vs. Prairie View (11/29/20), at Notre Dame (2/9/22)
Field Goals: 9 at Notre Dame (2/9/22)
Three-Pointers: 4 at Miami (2/11/23), vs. Georgia Tech (2/1/23), vs. Florida State (2/4/23)
Free Throws: 7 vs. Georgia Tech (2/1/23)
Offensive Rebounds: 6 at UNC (2/20/21)
Rebounds: 13 vs. Notre Dame (2/23/21), vs. Georgia Tech (2/1/23)
Assists: 3 four times, latest: 2/25/23 at Georgia Tech
Turnovers: 5 vs. Texas Tech (11/22/22)
Blocks: UNC– 3 vs. UC Riverside (11/17/23)
Steals: 5 vs. Wright State (11/12/22)

32 – JAMES OKONKWO (set playing for West Virginia)

Points: 10 vs. Oklahoma (2/4/23)
Field Goals: 3 vs. Texas (1/21/23), Oklahoma (2/4/23)
Free Throws: 4 vs. Auburn (1/28/23), Oklahoma (2/4/23), Iowa State (2/28/23),
Offensive Rebounds: 6 vs. Oklahoma (2/4/23)
Rebounds: 10 at Texas Tech (1/25/23), vs. Oklahoma (2/4/23),
Assists: 2 vs. Maryland (3/16/23)
Turnovers: 2 vs. Oklahoma (2/4/23), at Baylor (2/13/23); UNC– 2 at Boston College (1/20/24)
Blocks: 3 vs. Iowa State (2/8/23)
Steals: 1 at Texas Tech (1/25/23), at TCU (1/31/23)

34 – DUWE FARRIS

Points: 2 vs. Elon (12/11/21), NC State (1/29/22), Syracuse (1/13/24)
Rebounds: 1 six times, latest: vs. Syracuse (1/13/24)

55 – HARRISON INGRAM

Points: Stanford– 24 vs. Ole Miss (11/24/22)
Field Goals: Stanford– 8 vs. San Jose State (11/15/21); UNC– vs. UConn (12/5/23), Duke (2/3/24), NC State (3/2/24)
Three-Pointers: UNC– 5 vs. Duke (2/3/24)
Free Throws: Stanford– 9 vs. Ole Miss (11/24/22)
Offensive Rebounds: UNC– 7 at Florida State (1/27/24)
Rebounds: UNC– 19 at NC State (1/10/24)
Assists: Stanford– 9 at Oregon State (2/12/22)
Turnovers: Stanford– 7 at Arizona State (3/5/22)
Blocks: 2 five times, latest: 2/10/24 at Miami
Steals: UNC– 5 vs. Miami (2/26/24)



2023-24 POSTGAME NOTES



ARMANDO BACOT scored 25, 22 and 21 points in Carolina's first three games, averaging 22.7 points and 13.3 rebounds in those victories.

GAME 1: @UNC 86, RADFORD 70

UNC	FG: 52.5%	3FG: 7-20	FT: 15-23
Radford	FG: 42.4%	3FG: 5-21	FT: 9-10
UNC	Rebounds: 12-25-37	A/TO: 18/11	
Radford	Rebounds: 11-23-34	A/TO: 5/12	

- Carolina improved to 102-12 overall in season openers.
- Carolina has won 19 straight season openers since losing to Santa Clara in Oakland (without starting point guard Raymond Felton) in 2004-05.
- The Tar Heels' five starters (Armando Bacot, Cormac Ryan, Harrison Ingram, RJ Davis and Paxson Wojcik) entered the game with 416 combined college starts.
- Bacot led Carolina with 25 points and 13 rebounds. It was his 100th double-digit scoring game and 69th double-double, extending his school record.
- Bacot made 10 of 16 field goals. It was the 10th time in his career he made 10 or more field goals in a game.
- Carolina's newcomers (five transfers and two freshmen) combined for 39 points, led by 13 by Cormac Ryan and 12 by Harrison Ingram.
- Elliot Cadeau led the Heels with six assists. It was the most assists by a freshman in a Carolina debut since Bobby Fraser recorded seven against Gardner-Webb in the 2005-06 season opener.
- The Tar Heels made their first five three-point attempts and finished the game 7 for 20. Four different starters made threes for UNC, led by Ryan's three.

GAME 2: @UNC 90, LEHIGH 68

UNC	FG: 46.3%	3FG: 5-17	FT: 23-28
Lehigh	FG: 36.6%	3FG: 13-33	FT: 3-4
UNC	Rebounds: 15-37-52	A/TO: 11/10	
Lehigh	Rebounds: 8-23-31	A/TO: 15/11	

- It was the eighth time Davis (22) and Bacot (22) both scored at least 20 points in the same game.

- Bacot grabbed six offensive rebounds to pass Tyler Hansbrough for the most in UNC history.
- It was Bacot's third career 20/20 game. In 2022, Bacot had 29 points/22 rebounds against Virginia and 20 points/22 rebounds vs. in the NCAA East Regional final Saint Peter's.
- Carolina improved to 2-0 against Lehigh. Their only other matchup was a 62-58 Carolina victory in Woollen Gym on 1/2/1941.

GAME 3: @UNC 77, UC RIVERSIDE

UNC	FG: 45.9%	3FG: 6-21	FT: 15-21
UCR	FG: 30.6%	3FG: 9-30	FT: 5-9
UNC	Rebounds: 10-27-37	A/TO: 14/9	
UCR	Rebounds: 14-24-38	A/TO: 15/17	

- Carolina allowed 52 points, the fewest since Saint Peter's scored 49 in 2022.
- Bacot scored a game-high 21 points. He made his second career three-pointer, his first since at Boston College on 1/2/22.
- Jalen Washington scored 11 points, his second career game in double figures (13 at Virginia on 1/10/23). He made his first two career three-pointers and set career highs in offensive rebounds (3) and blocks (2).
- Seth Trimble tied his career high with 11 points. It was the second time he scored in double figures as a Tar Heel.
- Withers had a career-high three blocks.
- Carolina began the second half on a 19-0 run (UC Riverside did not score in the half until there was 10:33 to play). Carolina also had a 17-0 run in the first half.
- It was the fourth time in the last 30-plus seasons UNC wore blue uniforms at home: vs. Duke on February 8, 2020; vs. UNCW on 12/31/2013; and vs. UConn on 12/6/1991, in the ACC/Big East Challenge.

GAME 4: UNC 91, NORTHERN IOWA 69 BATTLE 4 ATLANTIS FIRST ROUND

UNC	FG: 42.6%	3FG: 12-26	FT: 27-31
UNI	FG: 45.3%	3FG: 6-17	FT: 15-22
UNC	Rebounds: 12-24-36	A/TO: 14/9	
UNI	Rebounds: 7-26-33	A/TO: 12/17	

- Carolina trailed at the half for the first time this season but began the second half on a 32-6 run to take a 20-point lead with 11:24 to play.
- The Tar Heel scored 56 second-half points.
- UNI led 10-2 at the first TV timeout and 39-31 with 1:17 to play in the half.
- Carolina trailed 41-35 at halftime, the first time this season an opponent led at the half.
- The Tar Heels made 12 three-pointers, including a career-high four by Ingram and three by both Davis and Ryan.
- UNC made nine of 13 3FGs in the second half. It was UNC's best three-point percentage in a half (.692) since shooting 75% (9 of 12) in the first half at Florida State on 2/12/22.
- The Tar Heels made all nine of their second-half threes in the first 11:03 of the half.
- Carolina made its first change in the starting lineup this season as Trimble made his third career start. He previously started against Notre Dame and at Virginia last season. Wojcik had started the first three games.
- Six Tar Heels scored in double figures for the first time since 2/6/2021 at Duke.
- Ingram had game highs with 16 points and 10 rebounds for his first double-double as a Tar Heel.

POINTS PER 100 POSSESSIONS

Opponent	Offensive Rating	Defensive Rating	Net
Radford	120.5	98.1	22.4
Lehigh	119.0	90.0	29.0
UC Riverside	110.6	74.7	35.9
vs. UNI	124.5	94.4	30.1
vs. Villanova	107.3	109.9	-2.6
vs. Arkansas	123.3	102.0	21.3
Tennessee	131.9	121.3	10.6
Florida State	105.7	94.9	10.8
vs. UConn	107.8	123.4	-15.6
vs. Kentucky	103.0	108.0	-5.0
vs. Oklahoma	108.2	92.2	16.0
Charleston Southern	144.5	82.8	61.7
at Pittsburgh	103.3	84.1	19.2
at Clemson	105.4	89.2	16.2
at NC State	92.8	74.8	18.0
Syracuse	122.8	79.9	42.9
Louisville	123.2	100.3	22.9
at Boston College	110.8	96.3	14.5
Wake Forest	116.2	87.5	28.7
at Florida State	106.7	96.7	10.0
at Georgia Tech	99.2	100.6	-1.4
Duke	122.3	110.5	11.8
Clemson	104.6	110.1	-5.5
at Miami	103.0	98.9	4.1
at Syracuse	122.4	133.2	-10.8
Virginia Tech	129.4	109.2	20.2
at Virginia	89.9	73.2	16.8
Miami	101.2	95.8	5.4
NC State	116.0	103.0	13.0
Notre Dame			
at Duke			

TOP INDIVIDUAL OFFENSIVE RATINGS

Davis	174	Charleston Southern
Trimble	173	Virginia Tech
Wojcik	168	Radford
Bacot	166	Tennessee
Davis	165	Syracuse
Bacot	159	Charleston Southern
Withers	159	vs. Northern Iowa
Ingram	157	Duke
Davis	156	Louisville
Ryan	153	Radford
Ryan	149	Virginia Tech
Ingram	149	vs. Villanova
Bacot	148	Virginia Tech
Davis	148	Tennessee
Cadeau	148	vs. Northern Iowa
Bacot	147	Duke
Davis	147	Wake Forest
Davis	146	Miami
Cadeau	145	NC State
Cadeau	145	Charleston Southern
Trimble	145	Charleston Southern
Trimble	145	vs. Arkansas
Ingram	144	NC State
Bacot	144	Syracuse
Ryan	144	Louisville
Bacot	144	Lehigh
Withers	143	Louisville
Davis	143	vs. Arkansas
Bacot	141	at Syracuse
Ingram	139	vs. Northern Iowa
Bacot	139	Radford
Bacot	138	UC Riverside
Bacot	137	Louisville
Trimble	134	at Clemson
Davis	134	Florida State
Ingram	133	Clemson
Ingram	133	vs. Oklahoma
Ryan	133	vs. Kentucky
Bacot	132	at Pittsburgh

Courtesy KenPom.com (min. 20 minutes played)

- Ingram made a career-high four three-pointers. He made three seven times while at Stanford.
- Ryan hit his first three attempts in the first 3:53 of the second half to help give UNC a 51-42 lead. Ryan had missed 11 consecutive three-point attempts before making three straight to begin the second half.
- Ryan's 15 points were his season high to date as a Tar Heel. He also matched his previous career high with three blocked shots.
- Withers scored 11 points, his first game in double figures as a Tar Heel.
- Cadeau was 5 for 9 from the floor and scored 15 points, his first game in double figures.
- Carolina forced 17 turnovers for the second game in a row and scored 25 points off UNI's those turnovers. It was the most points off turnovers since scoring 32 at home vs. Wake Forest last season.
- Carolina made 27 free throws and shot 87.1% from the stripe.
- UNI shot 60% from the floor in the first half (15 of 25), the first time an opponent shot 60% in a half since NC State shot 64.5% in the second half on 2/19/23.
- The Tar Heels held UNI to 32.1% from the floor in the second half.

GAME 5: VILLANOVA 83, UNC 81 (OT)
BATTLE 4 ATLANTIS SEMIFINAL

UNC	FG: 43.1%	3FG: 9-24	FT: 16-23
Villanova	FG: 38.3%	3FG: 5-22	FT: 32-36
UNC	Rebounds: 13-30-43	A/TO: 13/13	
Villanova	Rebounds: 11-27-38	A/TO: 5/9	

- It was Carolina's first overtime game since beating Ohio State on 12/17/2022.
- Davis (23) and Ingram (20) led UNC in scoring. Ingram's previous two 20-point efforts came while playing for Stanford.
- Davis, Ingram and Ryan (18) combined to score 61 of UNC's 81 points.
- Ingram made a career-high four three-pointers for the second consecutive game.
- Ingram fouled out with 3:44 to play in regulation (the first time in 70 career games he fouled out). He was one of three Tar Heels to foul out (also Withers with 3:08 left in the second half and Cadeau with 4:08 to play in overtime).
- Carolina was whistled for a season-high 30 fouls, most since committing 33 at Louisville on 1/31/2015.
- Villanova was 32 for 36 from the free throw line, the most made and attempted free throws by an opponent since Wake Forest was 33 for 42 last season in Winston-Salem. The Wildcats were 11 for 13 from the line in the first half, 12 of 13 in the second and 9 of 10 in overtime.
- Villanova's free throw percentage (.889) was the third-highest ever by an opponent with 36 or more attempts and sixth-best for 30 or more attempts.
- Cadeau had a game-high five assists and led UNC in plus-minus for the first time season at +14.
- Bacot had a game-high 18 rebounds.
- Withers made his first start as a Tar Heel. He made 64 starts over the previous three seasons at Louisville, including 29 of 32 games in 2022-23.
- Eric Dixon led Villanova with 34 points and 10 boards. The 34 points were the most by an opponent since Wake Forest's Tyree Appleby scored 35 on 2/7/23.
- Carolina had nine-point leads in each half. The Tar Heels led, 34-32, at the half, the first time UNC lost when leading at the half since 1/10/23, when it led Virginia, 29-27, in Charlottesville.
- It was the first time the Tar Heels and Wildcats played since the 2016 NCAA championship game.



RJ DAVIS tied his then-career-high with 30 points in the win over Arkansas and was named to the Battle 4 Atlantis All-Tournament team. UNC went 2-1 in the Thanksgiving week tournament.

GAME 6: UNC 87, ARKANSAS 72
BATTLE 4 ATLANTIS THIRD PLACE GAME

UNC	FG: 49.1%	3FG: 6-14	FT: 25-35
ARK	FG: 47.3%	3FG: 5-17	FT: 15-20
UNC	Rebounds: 13-25-38	A/TO: 11/10	
ARK	Rebounds: 6-21-27	A/TO: 6/12	

- Davis scored 21 second-half points and tied his career high with 30.
- Davis led the Tar Heels with 66 points in the Battle 4 Atlantis and was named to the All-Tournament team.
- Davis was 9 for 18 from the floor. He tied his career best with nine field goals (fifth time).
- Trimble scored a career-high 12 points and made two three-pointers for the first time in a game.
- Ingram had a game-high six assists and his second double-double in three games. He totaled 49 points in the three games in the Bahamas (16.3 ppg).
- Ryan did not play due to a sprained right ankle.
- Cadeau made his first collegiate start and had seven points and three assists.
- Arkansas led, 38-35, at the half but the Tar Heels out-scored the Razorbacks by 18 in the second half (52-34).
- Carolina committed only three turnovers and shot 58.6% from the floor in the second half.
- Bacot had one offensive rebound, the 500th of his career. He is the only Tar Heel ever with 500 offensive rebounds. He also scored his 1,900th career point.
- Carolina improved to 6-3 in three appearances in the Battle 4 Atlantis. UNC went 2-1 in 2014, 2-1 in 2019 and 2-1 in 2023.
- Tramon Mark scored 34 of Arkansas's 72 points. It was the second consecutive game an opponent scored 34 points.
- Carolina improved to 8-3 vs. Arkansas.
- None of the 11 games have been played on either team's campus. This was the 10th different state or country in which the teams have played.
- Davis's 30 points were the most by a Tar Heel against Arkansas (Luke Maye had 28 in 2017).
- Mark's 34 were the most ever by a Razorback vs. UNC.
- It was the first time players on both teams scored

30 since Maye had 30 and RJ Barrett scored 33 at Duke on 2/20/19.

GAME 7: UNC 100, TENNESSEE 92
ACC-SEC CHALLENGE

UNC	FG: 45.9%	3FG: 12-28	FT: 32-38
TENN	FG: 55.6%	3FG: 9-28	FT: 13-16
UNC	Rebounds: 12-22-34	A/TO: 19/9	
TENN	Rebounds: 7-24-31	A/TO: 13/12	

- Tennessee entered play No. 1 in the country in defensive efficiency allowing 87.4 points per 100 possessions.
- Carolina's offensive efficiency was 131.5 (100 points on 76 possessions).
- Tennessee's opponents were averaging 61.5 points; the Tar Heels scored 61 in the first half.
- It was the first time Carolina scored 100 points since a 100-67 win over The Citadel on 12/13/2022.
- It was the second time an opponent scored 100 points vs. the Volunteers in Rick Barnes' nine seasons as head coach.
- Carolina improved to 42-27 against AP Top 10 opponents in the Smith Center.
- Carolina scored 100 points against an AP Top 10 opponent for the 12th time ever and first time since defeating Virginia Tech, 103-82, on 1/21/2019. Carolina is 11-1 in those 12 games.
- Carolina scored 61 points in the first half, the first time it scored more than 60 in a first half since scoring 62 against Florida State on 2/12/2022.
- It was the first time an opponent scored 60 points in a half vs. Tennessee since 2006.
- Carolina shot 57.6% in the first half.
- Carolina was 16 for 16 from the free throw line in the first half and made 32 of 38 for the game, the most the Tar Heels made and attempted since hitting 36 of 39 against NC State on 1/21/2023.
- UNC scored its final 13 points from the free throw line. Carolina's last field goal was a three by Davis with 6:56 to play to push the lead back to 10. It was the first time the Tar Heels didn't make a field goal in the last five minutes in a win since 3/9/2019 vs. Duke.



HARRISON INGRAM made four three-pointers and scored 20 points in Carolina's 100-92 win over 10th-ranked Tennessee in the first ACC-SEC Challenge.



RJ DAVIS scored 27 points as Carolina rallied from 14 down in the second half for a home win over Florida State. It was his third straight game with at least 27 points. He eventually stretched that streak to five straight with 26 or more.

- Davis was 5 for 11 from three and scored 27 points. It was the fifth time in his career he made five or more three-pointers. Carolina improved to 5-0 when Davis makes five or more three-pointers.
- Davis became the fifth Tar Heel guard since 2000 to score 25 or more in consecutive games (with Joseph Forte, Marcus Paige, Coby White and Cole Anthony).
- Bacot scored 22 points and grabbed 11 rebounds.
- Bacot made a career-high 10 free throws in 13 attempts.
- Carolina improved to 9-0 when Bacot and Davis both score 20 or more points.
- Ingram tied his season high with 20 points, his second 20-point game of the season and fourth of his career.
- Ingram again tied his career high with four threes, the third time in the last four games he made four three-pointers.
- It was the first time three Tar Heels scored 20 points since the overtime win over Ohio State on 12/17/2022.
- Cadeau had a season-high 10 assists, the first Tar Heel freshman to record double-digit assists since Marcus Paige had 10 against Florida State on 3/15/2013.
- Cadeau was the first Tar Heel to have 10 assists and zero turnovers since Paige on 2/21/2015 against Georgia Tech.
- Cadeau was the first Tar Heel to have double-digit assists since Davis had 12 against Marquette in the 2022 NCAA Tournament.
- Cadeau became the third Tar Heel with 10 assists and no field goals in a game (Ed Cota twice and Ty Lawson).
- Carolina matched its season high with 12 three-pointers.
- Hubert Davis improved to 5-3 against AP Top 10 opponents.
- Tennessee's Dalton Knecht tied the most points by an opponent in the Smith Center with 37. Knecht shares the record with Lionel Simmons of LaSalle, who scored 37 on 1/9/1988.
- Knecht's 37 were the most by an opponent since Kentucky's Malik Monk scored 47 against UNC in Las Vegas on 12/17/2016.

- Tennessee shot 55.6% from the floor, the highest percentage by an opponent in a UNC win since Pitt shot 55.6% on 1/31/2017.
- Carolina improved to 11-2 all-time against the Volunteers.

GAME 8: UNC 78, FLORIDA STATE 70

UNC	FG: 42.1%	3FG: 5-22	FT: 25-31
FSU	FG: 40.3%	3FG: 12-28	FT: 4-8
UNC	Rebounds: 11-28-39	A/TO: 13/13	
FSU	Rebounds: 9-21-30	A/TO: 12/12	

- Carolina overcame a 14-point deficit, its largest in a win since trailing Ohio State by 14 last season.
- Carolina went on a 22-0 run in the second half, the first time the Tar Heels scored more than 20 straight points since scoring 22 in a row against Notre Dame in the 2021 ACC Tournament.
- Carolina's largest lead of the game was 14 points (70-56) with 4:35 to play in the second half, completing a 28-point swing after trailing 45-31 with 17:11 to play. UNC took its first lead of the second half on a layup by Cadeau with 7:20 remaining.
- Carolina trailed by six at halftime, the third time the Tar Heels trailed at the half and won this season.
- Davis scored 27 points, his third straight with 27 or more points. He became the first Tar Heel score 27 or more points in three straight games since Joseph Forte in 2001.
- Davis became the 10th Tar Heel to score 27 or more points in three straight games, and the fifth to do so since 1970. Other Tar Heels with 27 or more points in three straight games were Brad Daugherty (1986), Phil Ford (1978), Charlie Scott (1970), Bobby Lewis (1965-66), Billy Cunningham (three separate times in 1964 and once in 1963), Pete Brennan (1958), Lenny Rosenbluth (three separate times in 1957, once in 1956 and once in 1955) and George Glamack (1941).
- Bacot had 13 points and 13 rebounds for his 72nd career double-double.
- Bacot blocked four shots in the first half and tied his single-game career high with six.
- Trimble scored nine points and was a game-high plus 24 in just under 14 minutes. His previous career best was plus 16 in the home win over Wake Forest in January 2023.
- Florida State's 13-point run to end the first half and begin the second was the largest against the Tar Heels to date this season.

GAME 9: UCONN 87, UNC 76 JIMMY V CLASSIC, NEW YORK, N.Y.

UNC	FG: 44.4%	3FG: 7-20	FT: 13-22
UCONN	FG: 51.5%	3FG: 10-31	FT: 9-16
UNC	Rebounds: 10-23-33	A/TO: 18/7	
UCONN	Rebounds: 11-32-43	A/TO: 25/8	

- UNC dropped to 1-2 in the Jimmy V Classic, 30-12 in the current Madison Square Garden and 44-26 all-time in New York City.
- Davis scored a game-high 26 points. He became the fifth Tar Heel ever to score 26 or more points in four straight games and the first to do so in 53 years since Charlie Scott did it in 12 straight games in 1970.
- Davis became the first Tar Heel to score 25 or more in four consecutive games since Garrison Brooks in 2019-20.
- Davis' 133 points in the last five games (23-30-27-27-26) were the most by a Tar Heel over five games since Tyler Hansbrough scored 146 in 2008 (39-23-23-32-29).
- Ingram scored 20 points and had five assists. It was his third 20-point game as a Tar Heel.
- Ingram tied his career high with eight field goals.
- Bacot had 13 points, 13 rebounds and a sea-

son-high five assists.

- Carolina shot 59.1% from the free throw line, making only 13 of 22.
- UConn out-rebounded the Tar Heels, 43-33. The margin was the largest by an opponent this season and first time UNC was out-rebounded by double figures since Virginia Tech beat the Tar Heels on the boards, 39-25, in Blacksburg on 12/4/2022.
- The Huskies had 25 assists on 34 field goals. The 25 assists were the most by an opponent since Baylor had 27 in Carolina's NCAA Tournament second-round win in 2022.
- The Huskies scored 14 points off UNC's seven turnovers; the Tar Heels scored seven points off eight UConn miscues.
- Carolina scored season lows (to date) with six second-chance points, seven points off turnovers and four bench points and tied its previous low with six fastbreak points (in the loss to Villanova).

GAME 10: KENTUCKY 87, UNC 83 CBS SPORTS CLASSIC, ATLANTA, GA.

UNC	FG: 47.4%	3FG: 8-24	FT: 21-27
UK	FG: 41.7%	3FG: 8-23	FT: 19-26
UNC	Rebounds: 6-26-32	A/TO: 12/17	
UK	Rebounds: 18-24-42	A/TO: 15/14	

- Carolina lost for the second game in a row for the first time this season.
- Carolina dropped to 6-4 in the CBS Sports Classic.
- Carolina entered the game averaging 10.1 turnovers per game. The Tar Heels committed 17 turnovers, their most since committing 18 against Alabama in November 2022.
- Davis led Carolina with 27 points. He made his first eight free throws, which extended his streak to 41 in a row, which tied the all-time UNC record (he missed his ninth attempt which ended the streak at 41). Jeff Lebo made 41 in a row in 1989.
- Davis became the fourth Tar Heel to score 26 or more points in five or more consecutive games. He joined Scott, Bobby Lewis and Lennie Rosenbluth.
- Ryan scored a season-best 20 points. It was his seventh career 20-point game.
- Ryan made a season-high four three-pointers. It was the 19th time in his career he made four or more.
- Kentucky had 18 offensive rebounds, 12 more than UNC, and outrebounded the Tar Heels, 42-32. It was the second straight game Carolina was out-rebounded by 10, the first time opponents accomplished that in consecutive games since the 2003 NIT (in wins vs. DePaul and Wyoming).
- Kentucky's bench outscored Carolina's, 36-14, the most UNC's bench was outscored since Florida State (35-8) on 2/27/23.
- Withers came off the bench to play 19 minutes and was plus 13. He had four points, three rebounds, two assists, two blocks and two steals.
- Carolina shot 53.8% from the floor in the second half.
- Carolina dropped to 25-18 all-time against Kentucky, including 1-4 in the CBS Sports Classic.

GAME 11: UNC 81, OKLAHOMA 69 JUMPMAN INVITATIONAL, CHARLOTTE, N.C.

UNC	FG: 43.3%	3FG: 9-22	FT: 20-26
OKLA	FG: 40.4%	3FG: 7-23	FT: 16-24
UNC	Rebounds: 7-27-34	A/TO: 9/9	
OKLA	Rebounds: 11-30-41	A/TO: 6/18	

- Carolina improved to 2-0 in the Jumpman Invitational (defeated Michigan last season).
- UNC did not trail for the second time this season. Both games were against AP Top-10 opponents (No. 10 Tennessee and No. 7 Oklahoma).
- Carolina improved to 166-27 overall in Charlotte,



JALEN WASHINGTON set career highs in points (17) and rebounds (7) and was 7 for 9 from the floor as Carolina beat Charleston Southern, 105-60, in the final non-conference game of the regular season in late December.

including a 16-2 record in the Spectrum Center.

- Davis (23 points) became the first Tar Heel to score 20 or more points in seven straight games since Garrison Brooks (seven straight) in 2019-20.
- Davis scored 183 points in the past seven games, the most by a Tar Heel since Hansbrough scored 191 points in seven consecutive games during the 2007-08 season.
- Davis made five three-pointers. Carolina improved to 6-0 when Davis makes five or more 3FGs.
- It was Davis' seventh career game with 20 points and five assists and the first time Davis had 20/5 with zero turnovers.
- Carolina improved to 7-0 when Davis has at least 20 points and five assists.
- Bacot was 5 for 7 from the free throw line. His fifth make was the 500th of his career. He became one of seven Tar Heels to make 500 or more free throws. He also made his third career 3FG.
- Ingram made a career-high four steals, the most by a Tar Heel since Leaky Black had four against Boston College on 1/17/23.
- Oklahoma did not make a field goal until the 14:11 mark in the first half. It was the longest UNC held an opponent without its first field goal in a game this season.
- Carolina made 10 steals, its most to date this season.
- Oklahoma's 18 turnovers were the most by a Carolina opponent to date this season and the most by the Sooners this season.
- UNC scored 24 points off turnovers, its most since scoring 25 against UNI.
- Carolina held Oklahoma to 69 points, 15 below OU's average, and the fewest by the Sooners this season.
- OU shot 32.3% from the floor in the first half, the lowest percentage in the first 20 minutes by an opponent to date this season.
- Carolina was 20 for 26 from the free throw line. It was the seventh time in the first 11 games UNC made at least 20 free throws.
- The Sooners out-rebounded UNC, 41-34. It was the first time UNC was out-rebounded in three straight games since the Tar Heels lost to Alabama, Indiana and Virginia Tech last season.

- Hubert Davis improved to 6-4 against AP Top-10 opponents in his three seasons.
- Carolina improved to 4-0 all-time against Oklahoma, including wins against top-10 ranked teams in three of the four games.

GAME 12: @UNC 105, CHARLESTON SOUTHERN 60

UNC	FG: 56.2%	3FG: 11-26	FT: 12-14
CSU	FG: 33.3%	3FG: 10-25	FT: 8-9
UNC	Rebounds: 13-33-46	A/TO: 20/5	
CSU	Rebounds: 6-19-25	A/TO: 12/12	

- The 105 points were a season high to date for UNC and the most in Hubert Davis' three seasons as head coach (previous 102 vs. College of Charleston on 11/11/2022).
- UNC scored 51 and 54 points by half. It was the first time UNC scored 50 in both halves since scoring 50 and 51 against Notre Dame on 3/10/21 in the ACC Tournament.
- The 45-point win was the largest margin of the season and the largest in Davis' three seasons. It was UNC's largest margin of victory since defeating Louisville, 99-54, on 2/20/2021.
- Carolina shot a season-high 56.2% from the floor.
- UNC turned the ball over five times, which matched the fewest by a Davis team (five at Duke in 2022).
- Carolina out-rebounded CSU, 46-25. The margin tied UNC's largest of the season (also vs. Lehigh).
- The Tar Heels led by 23 at the half (51-28), their largest halftime lead of the season.
- It was the second game this season six Tar Heels scored in double figures (also vs. UNI).
- Carolina's 41 field goals were its most since making 42 against Louisville in 2021.
- RJ Davis had 20 points, 10 assists, five steals and no turnovers. It was the first time in UNC history a player had at least 20 points, 10 assists, five steals and no turnovers.
- It was Davis' fifth career double-double but his first in points and assists.
- Davis became the 12th Tar Heel with 20 points and 10 assists and the first since Kendall Marshall 20 and 10 at Duke in 2012.
- It was the first double-double in points and assists by a Tar Heel since Theo Pinson had 12 points and 11 assists vs. Miami on 2/27/18.
- It was the second time in his career Davis had double-digit assists (12 vs. Marquette in 2022 NCAA Tournament first round). He is the first Tar Heel to have multiple games with 10 or more assists since Pinson.
- Davis set a career high with five steals. He tied his previous high with four in the first half.
- It was the second straight game Davis had at least 20 points, five assists and zero turnovers.
- Davis became the first Tar Heel to score 20 or more in eight straight games since Tyler Hansbrough in 2008-09.
- Davis had as many assists (7) in the first half as CSU had turnovers (7).
- Washington scored a career-high 17 points. It was his third time in double figures as a Tar Heel (13 last year at Virginia, 11 earlier this season vs. UC Riverside). It was also the second time this season Washington hit two three-pointers in a game (also vs. UC Riverside).
- Washington also had a career-best seven rebounds in just 16 minutes. He was 5 for 5 from the floor (2 for 2 3FGs) in the first half.
- Washington finished 7 for 9 from the floor. His previous high for field goals made was five at Virginia last season.
- Trimble tied his career high with 12 points (also vs. Arkansas in November). He was 6 for 10 from the floor (career high for both categories) and grabbed a career-high six rebounds.
- James Okonkwo scored seven points, his first

points as a Tar Heel (this was his sixth game this season).

- Cadeau scored 13 points, the second game this season he scored in double figures (15 vs. UNI).
- CSU scored 30 of its 60 points from three-point range, but the Tar Heels out-scored the Buccaneers, 52-12, in the paint.
- Carolina's bench scored a season-high 43 points.

GAME 13: UNC 70, @PITTSBURGH 57

UNC	FG: 36.5%	3FG: 5-17	FT: 19-22
PITT	FG: 30.9%	3FG: 5-29	FT: 10-15
UNC	Rebounds: 16-35-51	A/TO: 12/9	
PITT	Rebounds: 14-27-41	A/TO: 6/8	

- Bacot led UNC with 16 points, becoming the seventh Tar Heel to score 2,000 career points (2,003).
- It was the first time in nine games a player other than Davis led UNC in scoring.
- Ingram grabbed a game-high and career-best 15 rebounds (previous was 11 vs. San Jose State on 11/15/2021 while playing for Stanford).
- Ingram scored seven points, his fewest so far as a Tar Heel (2 for 14 FG), but had 15 rebounds, three assists, two blocks, no turnovers and hit a key three-pointer for a nine-point lead with 4:10 to play.
- Carolina out-rebounded Pitt by 10 (51-41).
- The Tar Heels had 16 offensive rebounds, their most to date this season.
- The Tar Heels out-scored the Panthers, 15-1, on second-chance points. The one point was the fewest by an opponent this season.
- Carolina shot a season-low 36.5% from the floor. It was the lowest percentage in a win since shooting 33.3% at Notre Dame late last season.
- Carolina scored 70 points, fewest in a win since beating Notre Dame, 63-59, on 2/22/2023.
- UNC missed its first 10 shots from the floor, the most to begin a game since going 0 for 15 in a home loss to Georgia Tech on 1/4/2020.
- The Tar Heels held the Panthers to 30.9% from the floor, including 26.5% (9 of 34) in the second half. Pitt's 30.9% for the game was the lowest percentage shot by the Panthers to date this season.
- Carolina was 19 for 22 from the free throw line. It was UNC's best percentage (.864) since UNI.



Carolina improved to 42-18 all-time at Clemson and 31-15 in Littlejohn Coliseum with a 65-55 win over the 16th-ranked Tigers. The Tar Heels won for the 17th time in 20 games all-time when both UNC and Clemson were ranked.



HARRISON INGRAM grabbed a career-high 19 rebounds at NC State as UNC improved to 19-6 vs. the Wolfpack at PNC Arena. The 19 rebounds were the most ever by a Tar Heel in 245 games against NC State.

- Bacot had 16 points and 10 rebounds for his 74th career double-double.
- Davis scored 15, ending his streak of 20-point games at eight, longest by a Tar Heel since 2008-09.
- Trimble scored 10 off the bench. It was his second consecutive game scoring in double figures.
- Trimble had six rebounds for the second consecutive game, which tied the career high he set vs. Charleston Southern.
- The Tar Heels snapped a three-game losing streak to Pittsburgh.
- UNC improved to 7-3 against the Panthers in Pittsburgh, including 4-3 in the Petersen Center.

GAME 14: UNC 65, @CLEMSON 55

UNC	FG: 41.7%	3FG: 8-23	FT: 7-12
CLEM	FG: 36.2%	3FG: 1-18	FT: 12-16
UNC	Rebounds: 14-30-44		A/T/O: 14/10
CLEM	Rebounds: 9-24-33		A/T/O: 6/5

- Carolina allowed fewer than 60 points in consecutive road games for the first time since beating UNCG, 79-56, and Clemson, 74-50, in the 2014-15 season.
- Carolina improved to 4-2 this season against AP-ranked teams.
- Carolina held Clemson to a season-low 55 points.
- The 55 points were the fewest by Clemson in the series since UNC beat the Tigers, 74-50, on 1/5/2015.
- Carolina allowed the fewest points to an AP-ranked opponent since Michigan scored 51 in Chapel Hill on 12/1/21.
- The Tar Heels scored a season low in points (65) for the second game in a row but won both games.
- Carolina held Clemson to 5.6% (1 for 18) from three-point range, the third-lowest three-point percentage by an opponent with a minimum of 10 attempts in UNC history. Arizona shot 4.3% on 1/27/2007, and Texas A&M shot 5.0% on 12/20/2001.
- Carolina made 7 of 12 free throws, the fewest in a road win since making seven at Georgia Tech in Hubert Davis' first ACC game in 2021-22.

- Carolina and Clemson combined for zero fastbreak points. It was the first time Carolina did not score a fastbreak point since defeating Virginia on 2/25/23.
- Carolina shot 58.3% from the free throw line, its lowest percentage since shooting 57.9% against Notre Dame on 1/7/23.
- Bacot's had 16 rebounds, the 25th time he had 15 or more rebounds.
- Wojcik gave Carolina the lead for good with a three-pointer from the left wing with 8:44 to play, which broke a 45-all tie. It was Wojcik's third 3FG of the season and first since the win over Arkansas on November 24.
- Carolina held the Tigers to 32.3% from the floor in the second half. It was the third straight game UNC held the opponents under 40% shooting in the second half.
- The Tar Heels are 42-18 in Clemson, including 31-15 in Littlejohn Coliseum.
- UNC improved to 17-3 vs. Clemson when both teams are ranked in the AP poll.

GAME 15: UNC 67, @NC STATE 54

UNC	FG: 38.7%	3FG: 7-21	FT: 12-20
NCSU	FG: 27.3%	3FG: 2-20	FT: 16-21
UNC	Rebounds: 13-36-49		A/T/O: 11/13
NCSU	Rebounds: 13-28-41		A/T/O: 9/10

- Carolina won its third straight road game holding the opponents under 60 points in all three, the first time it did that since 1998-99.
- Ingram grabbed a career-high 19 rebounds, most ever by a Tar Heel against NC State (in 245 games). Bacot had 18 twice and Billy Cunningham had 18 in 1965.
- Carolina held the Wolfpack to 54 points, lowest by NC State in the series since a 60-52 Tar Heel victory in Raleigh on 1/28/2001.
- Carolina held NC State to 26 second-half points, the third consecutive road game UNC held an opponent to fewer than 30 points in the second half (29 by Pittsburgh, 21 by Clemson and 26 by NC State).
- NC State shot 27.3% from the floor (18 of 66), lowest by the Pack against the Tar Heels since at least 1954. The previous low in that stretch was 28.3% in the 1998 ACC Tournament quarterfinals, a 73-46 UNC victory (our records don't include NC State's shooting percentages for several games from 1952-54).
- It equaled the sixth-lowest percentage allowed by the Tar Heels in any ACC regular-season or ACC Tournament game.
- It was the lowest field goal percentage by an opponent since UNCA shot 26.5% on 11/23/2021.
- NC State shot the lowest percentage in a first half (.281) and tied the lowest in a second half (.265, also UC Riverside) against UNC this season.
- Carolina shot 38.2% from the floor in the first half and 39.3% in the second. It was the first time since the 2022 ACC quarterfinal against Virginia the Tar Heels shot under 40% from the floor in both halves and won.
- Davis led UNC in scoring for the 11th time in 15 games this season.
- Cadeau had 11 points and six assists. It was his third game scoring in double figures and his most assists since he had 10 against Tennessee.
- Washington had a career-high eight rebounds and was a plus 7, his second-best plus/minus in an ACC game (plus 8 last year vs. Florida State).
- Carolina scored 70 (at Pittsburgh), 65 (at Clemson) and 67 (at NC State) in its last three wins. It is the first time since 2002-03 the Tar Heel scored 70 or fewer points in three consecutive wins.
- Carolina improved to 165-80 all-time against NC State, including 69-48 on the road (19-6 in PNC Arena).
- Including four NCAA Tournament games, UNC is 23-6 in PNC Arena.



ARMANDO BACOT had 16 points and 11 boards in the home win over Syracuse, his 76th career double-double. Bacot became the first Tar Heel ever with 1,500 rebounds.

- The Tar Heels have won 37 of the last 43 games vs. NC State.
- It was the first time in 50 years (since 1/22/1974) and third time ever the Tar Heels and Wolfpack played an ACC game when both teams were 3-0 or better in league play.

GAME 16: @UNC 103, SYRACUSE 67

UNC	FG: 48.1%	3FG: 7-26	FT: 22-27
SYR	FG: 36.5%	3FG: 4-19	FT: 17-21
UNC	Rebounds: 19-34-53		A/T/O: 16/14
SYR	Rebounds: 7-23-30		A/T/O: 8/17

- Carolina won its sixth in a row, which tied the longest streak under head coach Hubert Davis, longest since 2021-22.
- The 103 points were UNC's most in an ACC game since a 113-96 win over NC State on 2/5/2019.
- RJ Davis made four three-pointers, tied his career high with five steals and scored 22 points, his 10th 20-point game of the season.
- Bacot had 16 points and 11 rebounds, his eighth double-double of the season and 76th of his career. It was Bacot's fourth double-double in his last five games against the Orange.
- Bacot passed the 1,500-rebound mark.
- Ingram also had a double-double with 11 points and 10 rebounds. It was the first time this season two Tar Heels had double-doubles.
- Washington scored in double figures (11) for the third time this season and fourth overall.
- Withers scored 10 points and had six rebounds. It was his first double-figure scoring game since he had 11 vs. UNI.
- Carolina held the Orange to 29.0% from the floor in the first half. It was the third straight half the opponents shot under 30% for a half.
- Carolina led 52-30 at halftime. The 22-point margin was UNC's largest halftime lead in an ACC game since leading Florida State by 38 on 2/12/2022.
- Carolina outrebounded the Orange, 53-30. The margin (+23) was the largest of the season (previous +21 vs. Lehigh and CSU).
- Carolina's 53 rebounds were a season high.
- Carolina's 58 paint points were a season high (previous was 52 vs. Charleston Southern).



JAE'LYN WITHERS had a game-high plus 24 vs. Louisville. He set season highs with 15 points and 10 rebounds as he played for the first time against his former team.

- It was the sixth straight game UNC held its opponents under 70 points.
- Syracuse shot 36.5%, the fifth consecutive opponent to shoot below 40%. The last time Carolina held five consecutive opponents under 40% shooting was the first five games in 2019-20.
- Ryan was a game-high plus 35, the most by a Tar Heel in an ACC game this season.
- Carolina made a season-high 13 steals, most since making 13 in a 38-point win at Wake Forest 2/16/2019.
- Carolina's bench outscored the Syracuse bench, 39-19, UNC's largest margin in an ACC game this season.
- Carolina improved to 17-6 all-time against the Orange, including 7-0 in Chapel Hill (all in the Smith Center).
- The 103 points were the most UNC has scored against Syracuse (previous was 96 in an overtime win on 11/21/87).
- The 36-point margin was Carolina's largest win over the Orange. The previous was 23 twice (87-64 win in Charlotte on 1/8/83 and an 87-64 win in Syracuse on 12/10/83).
- It was the first time UNC played Syracuse without Jim Boeheim as the Orange's head coach since 3/20/1975, an NCAA Tournament game in Providence, R.I. That was the second of 23 times the Tar Heels have played the Orange.

GAME 17: @UNC 86, LOUISVILLE 70

UNC	FG: 48.3%	3FG: 10-22	FT: 18-24
LOU	FG: 49.1%	3FG: 8-18	FT: 6-13
UNC	Rebounds: 12-28-40	A/TO: 19/10	
LOU	Rebounds: 6-22-28	A/TO: 10/13	

- Carolina won its seventh in a row, longest stretch since winning eight straight in 2018-19.
- It was UNC's fifth consecutive ACC win by double digits for the first time since the 2007-08 season.
- Davis led UNC with 21 points and made four three-pointers. It was his third straight game with four. He became the first Tar Heel to make four in three straight games since Brady Manek in 2021-22.
- Davis also had six assists and six rebounds, the

first time in his career he totaled at least 20 points, six rebounds and six assists.

- Bacot passed Lennie Rosenbluth for fourth in UNC all-time scoring
- Bacot had five assists in the first half, which tied his previous season high (also vs. UConn).
- Bacot passed Virginia's Ralph Sampson for fourth all-time in ACC history in rebounds.
- Ryan tied his season high for three-pointers with four. His previous high was four against Kentucky.
- Cadeau made a season-high three steals (all in the first half).
- Ingram made his 100th career three-pointer.
- Withers had season highs in scoring (15) and rebounds (10). It was his first double-double as a Tar Heel and sixth of his career.
- It was UNC's first double-double by a non-starter since Manek against App State in 2021-22.
- Withers was a game-high plus 24. It was the first time he led UNC in plus/minus and was his best of the season.
- Louisville shot 64.0% in the second half, the highest in a half against UNC to date this season.
- Carolina improved to 20-7 vs. the Cardinals, including 11-4 since Louisville began competing in the ACC in 2014-15.
- Carolina has won the last five games in the series.

GAME 18: UNC 76, @BOSTON COLLEGE 66

UNC	FG: 44.6%	3FG: 5-17	FT: 21-26
BC	FG: 34.5%	3FG: 3-17	FT: 25-29
UNC	Rebounds: 10-33-43	A/TO: 15/11	
BC	Rebounds: 5-23-28	A/TO: 9/4	

- Carolina won its eight straight game at BC to improve to 10-1 in Conte Forum.
- It was the first time Carolina defeated an ACC opponent eight straight times on the road since beating Wake Forest in eight straight road games from 1980-87.
- UNC won its eighth straight game for the first time since winning eight straight in 2018-19.
- Carolina has won six consecutive ACC games by double-digits for the first time since doing that in 10 consecutive ACC games in 1992-93.
- It was the sixth time UNC has won six or more consecutive ACC games by double-digits.
- Davis led UNC with 16 points and made two three-pointers, tying the UNC record with his 15th consecutive game with multiple 3FGs. Justin Jackson made multiple threes in 15 straight games in 2016-17.
- Ingram had his fourth double-double as a Tar Heel with 11 points and 13 rebounds.
- Carolina made only four of its first eight free throws but converted 17 of its final 18.
- Boston College was 25 for 29 from the free throw line. It was the first time UNC won when an opponent made 25 free throws since Oregon was 25 for 28 in the 2017 national semifinals in Phoenix.
- Carolina out-rebounded the Eagles, 43-28. It was the seventh straight game UNC had more rebounds.
- Boston College shot 35.7% in the first half and 33.3% in the second. It was the 15th game the opponents shot under 40% in at least one half and the seventh time they shot under 40% in both halves.
- UNC improved to 28-3 in three seasons under Hubert Davis when the opponents shoot under 40%.
- The Tar Heels did not allow a fastbreak point for the second straight game.
- Carolina improved to 23-6 against the Eagles, including five straight wins and 17 wins in the last 18 games.



ELLIOTT CADEAU had back-to-back double scoring efforts for the first time as a Tar Heel when he scored 14 points against Wake Forest and had 16 points and six assists in the win at Florida State.

GAME 19: @UNC 85, WAKE FOREST 64

UNC	FG: 52.5%	3FG: 5-15	FT: 16-22
WF	FG: 35.6%	3FG: 3-20	FT: 19-25
UNC	Rebounds: 6-37-43	A/TO: 8/8	
WF	Rebounds: 4-26-30	A/TO: 3/6	

- Carolina won its ninth straight game, its longest win streak since winning 11 in a row (last six in 2016-17 and first five in 2017-18).
- Carolina improved to 8-0 in the ACC for the first time since 2015-16.
- It was Carolina's seventh straight ACC win by double digits, most since winning 10 straight ACC games by 10 or more points in 1992-93.
- It was the first time Carolina won nine straight games in the same season by 10 or more points since 2008-09, when it did so in the first 13 games.
- Carolina held Wake Forest to 26.7% shooting in the second half, the sixth time this season Carolina held an opponent below 30% shooting in a half.
- Wake Forest shot 35.6% from the floor, including 26.7% in the second half. (UNC improved to 9-1 when the opponents shoot under 40% in a game).
- Carolina trailed at halftime for the sixth time this season.
- It was the eighth straight game Carolina outrebounded the opponents. UNC is plus 113 on the boards in those eight games.
- Carolina scored 15 fastbreak points and held the Deacons to one. The opponents scored one fastbreak point in the last three games (0 by Louisville and Boston College).
- Davis scored a career-high 36 points, the most by a Tar Heel since Brice Johnson had 39 at Florida State on 1/4/2016.
- Davis' 36 points were the third-most ever by a Tar Heel against Wake Forest. Bobby Lewis scored 37 on 2/3/1966 and Charlie Scott scored 43 on 1/17/1970.
- Davis scored 23 points in the second half. Last year, he scored 22 of his season-high 27 points in the second half in the home win against Wake Forest.
- The 36 points were the most by an ACC player

since Miami's Isaiah Wong scored 26 vs. Cornell on 12/7/2022. They were the most in an ACC game since Syracuse's Cole Swider had 36 in the Smith Center vs. UNC on 2/28/2022.

- Davis scored the most points by a Tar Heel in the Smith Center since Tyler Hansbrough scored 39 against Clemson on 2/10/2008.
- Davis' 36 points were the most by a Tar Heel guard since Wayne Ellington scored 36 vs. Clemson on 1/6/2008.
- Davis became the first Tar Heel to score 30 or more points and have zero turnovers since Justin Jackson (34 pts) against Kentucky on 12/17/2016.
- Davis is the first Tar Heel to have at least three career 30-point games since Luke Maye had five and Coby White had three at the conclusion of the 2018-19 season.
- Davis became the first Tar Heel with multiple 30-point games in a season since Garrison Brooks had two in 2019-20.
- Davis made a career-high 14 field goals, the most by a Tar Heel since Luke Maye made 15 at Duke in 2019.
- The 14 field goals were the most by a Tar Heel guard since Joseph Forte made 15 against Florida State on 2/22/2001.
- Davis hit four three pointers to set the UNC record for consecutive games making multiple three pointers at 16. Justin Jackson held the record with 15 straight games in 2016-17.
- Ingram grabbed 14 rebounds, the fifth time in the last seven games he had 10 or more rebounds. Carolina improved to 7-0 when Ingram has 10 or more rebounds.
- Cadeau made a season-high seven field goals and scored 14 points, his ACC season high. It was the fourth game this season he scored in double figures.
- It was Carolina's ninth straight win in Chapel Hill over the Demon Deacons.

GAME 20: UNC 75, @FLORIDA STATE 68

UNC	FG: 41.4%	3FG: 8-21	FT: 19-24
FSU	FG: 43.5%	3FG: 9-20	FT: 5-11
UNC	Rebounds: 16-25-41	A/TO: 11/17	
FSU	Rebounds: 11-21-32	A/TO: 10/14	

- Carolina became the first team to win 750 regular-season ACC games.
- Carolina improved to 9-0 in the ACC for the ninth time, and the first time since starting 11-0 in league play in 2000-01.
- Carolina won its 10th straight game for the first time since winning 11 in a row in 2016-17 (the last six games) and 2017-18 (first five games).
- It was the fifth consecutive ACC road game this season the Tar Heels held the home team under 70 points. It was the longest-such streak since 1982. From 2/11/1980 to 1/23/1982 the Tar Heels allowed fewer than 70 points in 13 consecutive ACC road games.
- Carolina won despite tying its season high with 17 turnovers (in the loss to Kentucky). The Seminoles scored 26 points off those turnovers, the most by an opponent this season (Kentucky scored 19).
- The Tar Heels committed 12 first-half turnovers but only five in the second.
- FSU shot 50.0 from the floor in the first half and only 36.7% in the second. The second half was the 24th time in 40 halves UNC held the opponents under 40% from the floor.
- Carolina outrebounded FSU, 41-32, the ninth straight game UNC outrebounded the opponents (won all nine). The Tar Heels were plus 122 on the boards in those nine games.
- Carolina allowed 70 points or fewer in 10 straight games for the first time since 2006-07.
- Carolina trailed by five at the half (36-41). It was the second consecutive game the Tar Heels trailed after 20 minutes and won.



RJ DAVIS scored a career-high 36 points vs. Wake Forest, the third most ever by UNC vs. the Demon Deacons, and the most by a Tar Heel in the Smith Center in 24 seasons. Davis made a career-high 14 field goals.

- UNC improved to 5-2 this season when trailing at the half.
- Davis scored a game-high 24 points and passed Rick Fox, Billy Cunningham, Brice Johnson and Rashad McCants in career scoring.
- Cadeau scored a season-high 16 points. He had 14 in the previous game vs. Wake Forest, marking the first time he has scored in double figures in consecutive games as a Tar Heel.
- Cadeau made a season-high eight free throws (in nine attempts).
- Ingram had 13 points, 17 rebounds (career-high seven offensive), three steals and one blocked shot. It was the sixth time in the last eight games he had 10 or more rebounds.
- Ryan made three 3FGs, all in the second half. It was the fifth time he made at least three 3FGs this season.
- Bacot had four rebounds, including three defensive. He is the first Tar Heel with 1,000 career defensive rebounds.
- Carolina improved to 55-16 all-time against the Seminoles, including winning four straight and 13 of the last 17 games.
- UNC is 19-8 against FSU in Tallahassee, all at the Tucker Center.

GAME 21: @GEORGIA TECH 74, UNC 73

UNC	FG: 36.4%	3FG: 8-28	FT: 9-17
GT	FG: 41.0%	3FG: 9-20	FT: 15-17
UNC	Rebounds: 22-26-48	A/TO: 17/11	
GT	Rebounds: 10-31-41	A/TO: 10/14	

- Carolina lost for the first time in 11 games. It was also the first time in 11 games an opponent scored more than 70 points.
- It was the first road loss of the season (had won seven consecutive road games back to last year).
- It was the first time UNC lost to an unranked opponent when ranked in the top five (No. 3 in the AP poll) since 11/25/22, a 70-65 loss to Iowa State in Portland Ore.
- It was Carolina's first one-point loss since 2/2/2023, a 65-64 home loss to Pittsburgh.
- Carolina led by 11 points in the first half but the

game was tied at 37 at the break.

- The 11-point lead was UNC's largest in a loss this season (previous nine vs. Villanova).
- Carolina shot season lows from the floor (36.4%) and the free throw line (9 of 17, 52.9%).
- Davis scored a game-high 28 points, but it was the first time this season only one Tar Heel scored in double figures. The last time was against Miami on 1/15/2022.
- It was eighth straight time Davis led UNC in scoring. That matches an eight-game stretch from Villanova through Charleston Southern, which was the longest since Hansbrough led in 13 consecutive games in 2007-08.
- Ingram had 13 rebounds, his fourth consecutive game with 13 or more.
- Cadeau had five assists and was a game-high plus 12 but was whistled for five fouls in the second half and fouled out with 5:49 to play.
- Carolina had a season-high 22 offensive rebounds and converted them into 23 second-chance points. UNC dropped to 12-1 this season when it has more second-chance points.
- Carolina also lost for the first time in 12 games this season when scoring more points off turnovers, for the third time in 17 games when it scored more fastbreak points and the first time in 14 games when scoring more paint points..
- Carolina outrebounded Tech, 48-41. The Tar Heels had won the previous 12 times they outrebounded an opponent.
- The Yellow Jackets blocked eight shots, while UNC blocked none.
- Carolina ended the month of January 8-1.

GAME 22: @UNC 93, DUKE 84

UNC	FG: 50.0%	3FG: 9-24	FT: 18-27
DUKE	FG: 50.7%	3FG: 5-19	FT: 9-11
UNC	Rebounds: 9-26-35	A/TO: 19/5	
DUKE	Rebounds: 7-27-34	A/TO: 8/11	

- Bacot had 25 points, 10 rebounds and five assists, becoming the second Tar Heel and first since Charlie Scott to compile at least 25 points, 10 rebounds and five assists vs. Duke. Scott had 29-13-5 in 1970.
- Bacot recorded his fourth straight double-double against Duke and his fifth overall against the Blue Devils.
- Carolina improved to 25-24 against Duke when both teams are ranked in the AP Top 10. It is the most top-10 matchups between two teams in college basketball history (next most is UNC-NC State with 14).
- It was Carolina's first win as a top-10 team over another top-10 team since third-ranked UNC beat No. 4 Duke on 3/9/2019.
- UNC improved to 5-2 against AP-ranked opponents this season.
- Carolina committed five turnovers, which equaled the fewest in a game under Hubert Davis. UNC also had five against Charleston Southern this season and at Duke on 3/5/22.
- Carolina shot 50% in a game for the fourth time this season. Carolina won its 27th consecutive games when shooting 50% or better.
- Bacot passed Louisville's Wes Unseld and Detroit's Dave DeBusschere for the 20th-most rebounds in NCAA history.
- Bacot scored 20 or more points for the first time since scoring 22 against Tennessee on 11/30/23.
- Bacot was 10 for 13 from the floor. It was the 11th time Bacot has made 10 or more field goals.
- Ingram had a season-high 21 points, 13 rebounds, a career-high five threes and he tied his career high with four steals.
- Ingram joined George Lynch (1993 NCAA East Region final vs. Cincinnati) as the only Tar Heels ever to have at least 20 points, 13 rebounds and



HARRISON INGRAM earned co-ACC Player-of-the-Week honors after his 21-point, 13-rebound, 4-steal performance vs. Duke. He made a career-high five three-pointers.

four steals in a game (and Lynch did not attempt a three-pointer in that game).

- Ingram joined Reggie Bullock as the only Tar Heels with five 3FGs and 13 rebounds in a game (Bullock vs. NC State in 2013). Ingram, Bullock, Brady Manek, Joseph Forte and Cole Anthony are the only Tar Heels to make five threes and have 10 or more rebounds in a game.
- Bacot and Ingram are the first pair of Tar Heels to score 20 points and have 10 rebounds vs. the Blue Devils.
- Ingram scored 20 or more points for the fourth time this season, had at least 10 rebounds for the eighth time in the last 10 games and tied his season high with eight field goals (also vs. UConn).
- Davis had 17 points and five assists. UNC improved to 5-0 this season when Davis has five or more assists.
- Trimble (10 points) scored in double figures for the fifth time this season and sixth time in his career. UNC improved to 6-0 when Trimble scores in double figures.
- Carolina is 144-117 all-time against Duke. UNC has won five of the last eight games vs. the Blue Devils.
- That includes 66-39 in Chapel Hill, including 21-18 in the Smith Center.

GAME 23: CLEMSON 80, @UNC 76

UNC	FG: 36.9%	3FG: 9-27	FT: 19-25
CLEM	FG: 39.7%	3FG: 11-31	FT: 15-20
UNC	Rebounds: 9-34-43	A/TO: 14/6	
CLEM	Rebounds: 11-31-42	A/TO: 14/5	

- It was Carolina's first home loss in 11 games this season.
- It is the first time in a series history that dates back to 1926 that each team won on the other's home court in the same season.
- Carolina lost to Clemson as an AP top-10 team for the first time since 2/18/2001.
- Carolina is 60-2 vs. the Tigers in Chapel Hill, including 29-2 in the Smith Center. The Tigers have won two of the last three games in Chapel Hill (2020 and 2024).

- Carolina did not lead in a game for the first time since losing to Duke in Chapel Hill on 2/5/22.
- UNC shot 36.9% from the floor, its second-lowest shooting percentage of the season. Carolina shot 36.4% in the loss at Georgia Tech.
- Clemson had no second-chance points in the first half but 13 in the second.
- The Tigers shot 31.4% in the second half and 39.7% for the game. It was the first time since Villanova a team shot below 40% from the floor in beating the Tar Heels.
- Clemson made 11 three-pointers, most by an opponent since Florida State made 12 in a losing effort on December 2.
- Clemson went on a 13-0 run to lead 15-2. It equaled the largest run of the season by an opponent (also 13 by Florida State on 12/2/23).
- Clemson led by nine (43-34) at the half, Carolina's largest halftime deficit of the season.
- Carolina trailed by 16 in the first half, the second-largest deficit the Tar Heels have faced this season (UConn led by 17 on December 5).
- The Tar Heels shot 31.4% from the floor in the first half (11 for 35), which matched the second half at Pittsburgh for the lowest percentage in any half this season.
- Clemson's 43 points were the most in the first half since UConn scored 44 on December 5.
- Bacot led UNC with 24 points and 13 rebounds. He made 10 of 11 free throws, tying his career high for made free throws (Tennessee).
- Bacot scored 20 or more points in back-to-back games for the first time since the first three games this season.
- Davis scored 22 points and had five assists and no turnovers. He tied his season high with five 3FGs, the seventh time in his career he made five or more.
- Davis extended his UNC record with games with multiple 3FGs to 20 consecutive games.
- Davis attempted a career-high 12 three-pointers.
- Davis passed Michael Jordan for 15th in UNC scoring.
- It was the second game in a row and fifth time in his career Davis had at least five assists and zero turnovers.
- Bacot and Davis both scored 20 or more points for the third time this season and 10th time overall. It was the first time UNC lost when Bacot and Davis scored 20 or more points.
- Wojcik scored seven points, his most as a Tar Heel, and had a season-high six rebounds. He made his first 3FG since a go-ahead three at Clemson.
- Carolina is 136-24 all-time against the Tigers.

GAME 24: UNC 75, @MIAMI 72

UNC	FG: 40.7%	3FG: 11-31	FT: 16-24
MIAMI	FG: 42.4%	3FG: 6-23	FT: 10-13
UNC	Rebounds: 14-29-43	A/TO: 15/16	
MIAMI	Rebounds: 12-26-38	A/TO: 13/13	

- The win clinched Carolina's 44th winning record on the road in the ACC in 71 seasons.
- Carolina improved to 6-1 on the road this year, all in conference play.
- Carolina made 11 threes, most in ACC play this season and the most since the Tar Heels made 12 vs. Charleston Southern. The Tar Heels attempted a season-high 31 threes.
- The Tar Heels committed 16 turnovers that led to 22 Miami points. They were the second-most turnovers in a win this season (17 at Florida State).
- Bacot played in his 156th game, breaking Leaky Black's all-time UNC record. It was Bacot's 155th start, also a record.
- Bacot passed Lew Alcindor, Jerry Lucas and Mel Counts for eighth in NCAA history with 79 double-doubles.
- Bacot also passed Sam Perkins for third in UNC career scoring and Tim Duncan for third place in



ARMANDO BACOT became the second Tar Heel ever with 25 points, 10 rebounds and five assists in a game vs. Duke.

ACC history in rebounds.

- It was Bacot's 26th career game with 15 or more rebounds, second most by a Tar Heel (Cunningham).
- Bacot blocked two shots and became the first Tar Heel with 2,000 points, 1,500 rebounds, 200 blocks and 100 steals.
- Davis scored a game-high 25 points. It was his eighth 25-point game this season, his 16th 20-point game and the 18th time he led UNC in scoring this season.
- Davis made five three-pointers, the seventh time in his career he made five or more and extended his record for consecutive games making multiple threes to 21.
- Davis passed Joel Berry II for 14th in career scoring and Shammond Williams for third in UNC three-pointers.
- Cadeau scored a season-high 19 points (previous was 16 at Florida State).
- Cadeau hit two three-pointers for the first time this season. They were his first threes in ACC play (his last was on December 29 vs. Charleston Southern).
- Cadeau had eight assists, his most in ACC play and most since he had 10 against Tennessee.
- Cadeau had a season-high four steals.
- The Tar Heels scored a season-low one bench point (free throw by High).
- Carolina played its second straight game without Trimble (upper body injury).
- Carolina held Miami to 26.1% from three (6 of 23). It was the 12th time an opponent shot under 30% from three this season (UNC 11-1).
- The Tar Heels led for 32:30 after not leading at all against Clemson in the previous game.
- The Tar Heels are 27-10 against the Hurricanes, including 20-9 since Miami joined the ACC.
- Carolina is 11-4 at Miami, including 9-4 in the Watsco Center.



ELLIOT CADEAU scored a season-high 19 points and had eight assists in Carolina's 75-72 win at Miami.

GAME 25: @SYRACUSE 86, UNC 79

UNC	FG: 47.5%	3FG: 12-27	FT: 9-11
SYR	FG: 62.5%	3FG: 8-17	FT: 18-25
UNC	Rebounds: 13-18-31	A/TO: 19/11	
SYR	Rebounds: 3-20-23	A/TO: 11/8	

- Syracuse shot 63.0% from the floor in the first half, 61.9% in the second and 62.5% for the game.
- It was the highest percentage by an opponent since Pittsburgh shot 64.5% in an 89-76 Panthers win in Pittsburgh on 2/14/2015.
- It was the second-highest field goal percentage by an opponent since 1985.
- It was the first time an opponent shot 60% from the floor in both halves since Pittsburgh in 2015.
- It was the fifth time in six losses this season UNC allowed 80 or more points.
- The Tar Heels shot 47.5% from the floor, their highest percentage in a loss this season (previous was 47.4% vs. Kentucky).
- UNC had 19 assists on 29 field goals. The 19 assists were a season high in a loss and equaled the second most in any game this season.
- Four Tar Heels scored in double figures. It was the first time UNC lost this season when four or more Tar Heels scored in double figures (had been 14-0).
- Davis led UNC with 19 points and made four three-pointers, the third straight game he made four or more.
- Davis passed Bobby Lewis for 13th in UNC career scoring.
- Ryan made four threes and scored 18 points. He equaled his season high with four 3FGs. The 18 points were the most Ryan scored in an ACC game this season and tied the second most in any game. Ryan did have a season-high five turnovers.
- Ryan's 13 points in the first half equaled his top scoring half this season (also 13 in second half vs. Northern Iowa).
- Bacot had his 80th career double-double to move into a tie for seventh in NCAA history with Drexel's Malik Rose.
- Ingram had 14 points, a game-high 11 rebounds, two assists and three steals. It was the first time in eight games UNC lost this season when Ingram had a double-double.
- Cadeau had an ACC-best nine assists and only one turnover. He had 17 assists in UNC's two-game road


trip at Miami and Syracuse.

- Carolina made 12 of 27 three-pointers. It was only the second time in 16 games this season the Tar Heels lost when making more threes than the opponent (Villanova).
- It was the first time UNC made 10 or more threes and lost since 11/21/2021, when Carolina made 12 and lost to Tennessee.
- The Tar Heels were 9 for 11 from the free throw line. It was only the second time this season the Tar Heels lost when they shot 80% or better from the line, but the 11 attempts were a season low (previous was 12 attempts in the win at Clemson).
- The Tar Heels dropped to 17-7 vs. Syracuse, including 13-4 in ACC play (regular season and Tournament).
- Carolina fell to 12-4 all-time in the JMA Wireless Dome, including 5-3 against Syracuse in the Dome.

GAME 26: @UNC 96, VIRGINIA TECH 81

UNC	FG: 51.5%	3FG: 7-21	FT: 19-23
VT	FG: 41.8%	3FG: 7-26	FT: 18-20
UNC	Rebounds: 14-29-43	A/TO: 18/9	
VT	Rebounds: 8-23-31	A/TO: 13/6	

- UNC's win marked its 64th season with at least 20 wins. It is UNC's third consecutive season with 20 or more wins under head coach Hubert Davis.
- Davis and Bill Guthridge are the only Tar Heel head coaches to win 20 or more in each of their first three seasons.
- UNC scored 90 or more points for the seventh time this season and the 20th time under Hubert Davis. Carolina is 7-0 this season and 19-1 under Davis when scoring 90 or more points.
- UNC shot 51.5% from the floor, the fifth time this season it shot 50% or better. It was the 28th consecutive game UNC won when shooting 50% or higher.
- Carolina shot 56.7% from the floor in the second half, its best in a second half since shooting 61.3% vs. Wake Forest on January 22. Carolina improved to 7-1 this season (loss to Kentucky) when it shot 50% or better in the second half.
- Carolina scored 50 points in the first half. UNC improved to 9-1 when scoring at least 40 points in the first half.
- UNC led by 11 at the half, its largest halftime lead since leading Louisville by 17.
- Carolina outrebounded its opponent (43-31) for the 15th consecutive game. The 12-rebound margin (43-31) marked the 10th time the Tar Heels have outrebounded their opponent by 10 or more. UNC improved to 10-0 this season when outrebounding its opponent by at least 10.
- UNC scored 54 points in the paint, its second-highest total of the season and most since scoring 58 in a 36-point win over Syracuse.
- Carolina had an 11-0 run (6-0 to end the first half and 5-0 to begin the second). It was the 17th time this season UNC had at least one 10-0 run in a game (UNC 14-3 in those games).
- Carolina held Virginia Tech to 41.8% from the floor and 26.9% from three. It was the ninth time in 15 ACC games UNC held an opponent under 30% from three (UNC 9-0).
- Bacot scored a game-high 25 points and grabbed 12 rebounds (four offensive). It was Bacot's 81st career double-double, passing Malik Rose of Drexel for the seventh-most in NCAA history. It was his fifth straight double-double and 13th of the season.
- It Bacot's sixth double-double vs. the Hokies, most against any opponent.
- It was the third time this season and seventh career game (UNC 7-0) Bacot had at least 25 points and 10 rebounds.
- Bacot passed NC State's Ronnie Shavlik for second on the ACC's all-time rebounding list.
- Bacot passed Marvin Barnes (Providence), Shavlik



ARMANDO BACOT scored 25 points and had 12 rebounds, his seventh career 25/10 game and his sixth double-double against Virginia Tech, his most against any team.

and Houston's Elvin Hayes for 14th in NCAA history in rebounds.

- Bacot passed Wake Forest's Len Chappell and Maryland's Greivis Vasquez for 20th in ACC history in scoring.
- Bacot made a season-high 11 field goals, the most since he made 11 against Michigan last season. Bacot's 16 field goal attempts tied his season high and were the most since the season opener vs. Radford.
- Ingram scored 12 points and had 17 rebounds (five offensive). It was his ninth double-double of the season and third in the last five games. He had 11 points and 12 rebounds in the first half.
- It was the fourth time this season and fourth time in ACC play Ingram had 15 or more rebounds.
- Ingram scored his 1,000 career point in the first half. He scored 682 in two seasons at Stanford.
- Davis scored 20 points, hit three 3FGs and led UNC with five assists. It was the 17th time this season Davis scored 20 or more points.
- Davis extended his UNC record for games with multiple three-pointers to 23.
- Davis passed Marcus Paige for 12th in scoring at UNC.
- Davis had five assists for the fourth time in the last five games. Carolina improved to 7-1 this season when Davis has five or more assists.
- Ryan scored 16 points. He made four 3FGs for the second game in a row and fourth time this season.
- This was third straight game and the sixth time in the last seven games Ryan has made multiple threes. He made 18 threes in the last seven games.
- Cadeau was a plus 20 in the first half and finished the game a team-best plus 19.
- Trimble had a season-high four assists, one off his career high.
- UNC is 73-17 against Virginia Tech, including 20-7 since the Hokies joined the ACC.
- Tyler Nickel became the first individual to play against UNC after playing for the Tar Heels since Larry Davis, who played for UNC from 1992-94 before he transferred to South Carolina. Davis played against UNC in Charlotte in December 1996.

GAME 27: UNC 54, @VIRGINIA 44

UNC	FG: 37.0%	3FG: 7-22	FT: 15-19
UVA	FG: 27.6%	3FG: 2-14	FT: 10-15
UNC	Rebounds: 9-34-43	A/TO: 11/10	
UVA	Rebounds: 11-28-39	A/TO: 5/6	

- UNC's 54 points were the fewest in a win since a 54-51 win at Virginia on 2/25/2012.
- Carolina scored 26 points in the first half and 28 in the second. It was the first time UNC scored fewer than 30 points in both halves in a win since the 2012 win at Virginia. They were also the fewest first-half and second-half points UNC has scored this season.
- UNC had lost the previous five times it scored fewer than 60 points.
- Ryan led UNC with 18 points, the first time this season he led UNC in scoring.
- Ryan made a season-high six three-pointers, most by a Tar Heel since Caleb Love made six vs. Clemson last season.
- Ryan made five threes in the first half, the first Tar Heel to make five 3FGs in a half since Love made five in the second half vs. UCLA in the 2022 NCAA Sweet 16 in Philadelphia.
- Ryan scored 15 of UNC's 26 first-half points. It was the first time a Tar Heel outscored the rest of the UNC team in a half since 12/2/23 when RJ Davis did that in the second half vs. UConn.
- Ryan's 18 points matched his season high in an ACC game (two games ago at Syracuse).
- Bacot grabbed a game-high 13 rebounds. It was his sixth straight double-double, the 14th of the season and 82nd of his career.
- Bacot has 1,616 career rebounds. He passed San Francisco's Bill Russell for 13th in NCAA history.
- Ingram had 10 rebounds, the 11th time in 15 games he had double-figure rebounds.
- Davis made a season-low one field goal (a three in the second half). The first half was the first in which Davis didn't score in a half this season.
- Davis' UNC-record streak making multiple threes ended at 23 (eight more games than the previous record). He has made at least one three in each of the 27 games this season.
- Davis scored in double figures for the 24th straight game.
- Davis passed Walter Davis for 11th in UNC career scoring.
- Cadeau had a game-high six assists, one more than Virginia had as a team.
- Washington blocked a career-high four shots, all in the first half.
- Both teams made 16 field goals. It was the first time both teams made that few since Carolina's 51-40 win over The Citadel on 2/1/1980 (UNC made 16, The Citadel 15).
- The last time UNC played an ACC game when both teams made 16 or fewer field goals was 3/4/1966, when UNC and Duke both made seven field goals in a 21-20 Blue Devil win in the ACC Tournament.
- Carolina held the Cavaliers to 27.6% from the floor (16 of 58), the Cavaliers' lowest since 23.4% vs. Wisconsin on 12/4/2013.
- Carolina held UVA to 16.7% from the floor in the first half, lowest by an opponent since Boston College shot 16.7% in Chestnut Hill in the first half on 1/2/22.
- The 16.7% first-half shooting was UVA's lowest since it shot 3 for 22 vs. Florida State on 1/24/2009 (the lowest in the Coach Bennett Era at Virginia).



CORMAC RYAN scored 15 first-half points, just one fewer than the Tar Heels allowed in the period, in the 54-44 win at Virginia.

- After making two of its first three field goal attempt to begin the game, Virginia made one of its next 23 attempts from the floor over a span of 14:18.
- Carolina's 16 field goals were its fewest since it made 16 against Boston College on 1/26/2022 in a home win.
- Virginia's 16 first-half points were the fewest UNC has allowed in a half since the Cavaliers scored 13 in the first half in the 2022 ACC quarterfinal in Brooklyn.
- UNC's 54 points were the fewest in a game this season (previous low was 65 at Clemson) and the fewest under Hubert Davis (previous 57 at Miami in 2022 and at Duke in 2023).
- Virginia's 44 points were the fewest UNC has allowed since UVA's 43 on 3/10/2022 in Brooklyn.
- Carolina blocked a season-high 10 shots, the most since the Tar Heels had 10 in a four-OT loss to Alabama last season.
- Virginia's 16 field goals were the fewest by an opponent since UVA had 16 on 12/8/2019 in a Cavalier win in Charlottesville.
- Virginia missed 13 consecutive field goal attempts in the first half, the most since UC Riverside missed 13 in a row to begin the second half on 11/17/2023.
- Carolina shot 26.1% in the second half, lowest in a half this season and the lowest second-half percentage under Hubert Davis.
- Carolina improved to 45-38 in Charlottesville and 5-8 in John Paul Jones Arena.
- The win snapped an eight-game win streak by the Cavaliers in John Paul Jones Arena (from 2013-23).
- The eight straight games were the most consecutive losses for Carolina at any one arena or at any opponent's home court. The previous high was seven at Duke from 1951-56 (played twice at Duke in the 1951-52 season).

GAME 28: @UNC 75, MIAMI 71

UNC	FG: 44.3	3FG: 9-26	FT: 12-21
MIAMI	FG: 39.3%	3FG: 14-30	FT: 9-13
UNC	Rebounds: 10-28-38	A/TO: 13/12	
MIAMI	Rebounds: 6-29-35	A/TO: 11/14	

- Davis made a career-high seven three-pointers and scored a career-high 42 points. He was 14 for 22 from the floor, including 7 of 11 from three, was 7 for 9 from the free throw line, had six rebounds, four steals and one assist.
- Davis joined Bobby Lewis (twice), Billy Cunningham (twice), Lennie Rosenbluth (five times), George Glamack, Charlie Scott (three times), Shammond Williams, Kenny Smith, Harrison Barnes and Tyler Hansbrough as the only Tar Heels to score 40 or more in a game.
- The 42 points were the record for any college basketball game in Smith Center history (it was UNC's 562nd regular-season or post-season game in the Smith Center). The previous Smith Center record was 40 by Tyler Hansbrough vs. Georgia Tech on 2/15/2006.
- It equaled the third-most points by a Tar Heel in a regular-season ACC game (most since Shammond Williams had 42 in a double-OT win at Georgia Tech on 2/8/1998).
- It was the most points by a Tar Heel in any game since Williams' 42 at Georgia Tech in 1998.
- It was Davis' 18th 20-point game this season (30th career), his ninth this season with 25 or more (13th career), third this season with 30 or more (fourth career) and first with 40 or more.
- Davis became the first Tar Heel with three 30-point games in a season since Coby White in 2018-19.
- Davis scored 21 points in each half. It was the most first-half points by a Tar Heel since Caleb Love had 21 vs. Marquette in the 2022 NCAA first round and the most second-half points since Davis scored 23 vs. Wake Forest on 1/22/2024.
- It was the third and fourth times this season Davis scored 20 points in a half (23 in the second vs. Wake Forest and 21 in the second vs. Arkansas).
- Davis outscored the rest of the Tar Heels, 42-33. He outscored the rest of the team, 21-16, in the first half and 21-17 in the second.
- Davis grabbed his 500th career rebound. He became the first Tar Heel with at least 1,900 points, 500 rebounds, 300 assists, 200 three-pointers and 100 steals.
- Davis tied Brad Daugherty for 10th in UNC history with 1,912 points.
- Davis' seven three-pointers were the most by a Tar Heel since Cole Anthony made seven at Syracuse on 2/29/2020.
- It was the first time a Tar Heel outscored the rest of the team since 1/29/1983, when Michael Jordan scored a career-high 39 of UNC's 72 points over Georgia Tech in Greensboro. Carolina won that game, 72-65.
- Davis scored 56% of UNC's 75 points. It was the highest percentage of UNC points by one player since George Glamack scored 45 of UNC's 76 points against Clemson on 2/10/1941. Glamack scored 59.2% of UNC's points in that game.
- Davis scored 34 more points than any other Tar Heel, the largest margin from the top scorer to the next in UNC history. Lennie Rosenbluth (45) scored 33 more points than Pete Brennan (12) in UNC's ACC Tournament win over Clemson



RJ DAVIS scored 42 of Carolina's 75 points a four-point victory over Miami. It was the highest percentage of UNC's points since George Glamack vs. Clemson in 1941.

3/7/1957.

- It was the first time the Tar Heels won when only one player scored in double figures since 1/8/2011 when Tyler Zeller scored 12 points in a 62-56 win at Virginia.
- The 42 points were the most by an ACC player since Boston College's Ky Bowman scored 44 against Hartford on 12/31/2018.
- The 42 points were the most in an ACC game since BC's Jerome Robinson scored 46 in a loss at Notre Dame on 2/6/2018.
- The 42 points were the most by a Tar Heel vs. Miami (Hansbrough had 35 on 1/23/2008).
- Bacot had a game-high 12 rebounds. He passed Louisville's Charlie Tyra (1,617) for 11th in NCAA history.
- Bacot also topped the 2,200-point mark, the third Tar Heel to accomplish that.
- Ingram had 10 rebounds (the 12th time in double figures in the last 16 games) and made a career-high five steals.
- Cadeau had a game-high five assists. It was the fourth time in the last five games he had at least five assists.
- It was Hubert Davis' 71st win in his first 100 games as UNC's head coach, the fourth-most wins of any UNC coach in their first 100 games.
- Carolina improved to 14-3 in ACC play for the first time since the league went to 20 regular-season games in 2019-20.
- Carolina shot 57.1% from the free throw line (12 of 21), its second-worst performance from the stripe this season.
- Miami scored 21 points off turnovers, the third time in the last five games an opponent scored 20 or more points off UNC turnovers.
- Carolina outscored Miami, 16-3, in second-chance points, including two free throws by Withers with 2.6 seconds to play after he got an offensive rebound following a missed free throw. Withers' free throws made it a two-possession game.
- Miami made 14 of 30 three-pointers. The 14 threes were the most by an opponent this season

(the most since Alabama made 16 in a four-OT game last season).

- Miami's 14 threes were the most by an opponent in a UNC win since Louisville made 15 on 2/1/2022.
- Carolina held Miami to 39.3% from the floor (the Canes were 10 for 31 on two-point attempts). UNC improved to 11-2 this year when holding the opponents below 40%.

GAME 29: @UNC 79, NC STATE 70

UNC	FG: 47.2	3FG: 6-16	FT: 23-27
NCSU	FG: 41.7%	3FG: 9-19	FT: 11-16
UNC	Rebounds: 5-29-34	A/TO: 13/8	
NCSU	Rebounds: 9-22-31	A/TO: 9/9	

- The Tar Heels outscored the Wolfpack, 42-25 (+17) in the second half.
- It was UNC's largest second-half scoring margin since the Tar Heels outscored Wake Forest by 22 on Jan. 22.
- Carolina overcame an eight-point halftime deficit. It was the largest halftime deficit in a win this season (previous was six vs. Northern Iowa in November and Florida State on Dec. 2, and the largest since overcoming an eight-point halftime deficit at Notre Dame on 2/22/2023).
- Carolina trailed, 45-37, at the half. It was UNC's largest deficit at the half since Feb. 6 vs. Clemson, when the Tigers led by nine.
- Carolina overcame its largest halftime deficit to win in the Smith Center since beating Florida State, which led by 12 at half on 2/27/2021.
- UNC trailed at halftime for the 10th time this season. The Tar Heels improved to 7-3 when facing a halftime deficit.
- NC State shot 57.6% from the floor and made 7 of 11 3FGs in scoring 45 first-half points, the most in a first half by an opponent his season (UConn scored 44 on Dec. 5).
- In the second half, Carolina held the Pack to 22.2% from the floor (lowest by any opponent in the second half this season), including 2 of 8 from three.
- NC State missed 15 consecutive field goals in the second half. The Wolfpack was the first opponent to miss 15 consecutive field goals since Pittsburgh on 1/5/19.
- It was the seventh time the Tar Heels held an opponent below 30% in a half this season (three of the seven by NC State).
- In the first half, NC State scored 13 points off UNC turnovers. In the second half, the Tar Heels turned the ball over just three times that led to two points. Conversely, UNC scored 10 its 12 second-half points in the second half.
- UNC shot 47.2% from the floor. UNC is 12-2 when shooting better than 45% this season.
- Carolina made 23 free throws, its most since making 25 against Florida State on 12/2/23.
- UNC improved to 9-1 this season when it makes 20 or more free throws and 10-1 when it converts 80% or better from the line.
- Carolina shot 85.2% from the free throw line, its best percentage since shooting 86.4% at Pittsburgh on 1/2/24. It was the fourth time this season UNC has shot at least 85% from the free throw line.
- Carolina outrebounded NC State, 34-31. UNC has outrebounded 18 consecutive opponents, its longest streak since outrebounding 26 consecutive opponents in 2007-08. The Tar Heels are 15-3 in those 18 games.

- Cadeau (15 points) scored in double figures for the seventh time this season. UNC improved to 7-0 in those games.
- Cadeau had a game-high seven assists, the fifth time in the last six games he had five or more assists.
- Ingram tied his career high with eight field goals and scored a season-high 22 points (previous high was 21 vs. Duke). Ingram scored 20 or more points for the fifth time this season and seventh time in his career.
- Bacot (2,216 points) passed Wake Forest's Randolph Childress for 18th on the all-time ACC scoring list.
- Bacot reached 300 rebounds for the third straight season.
- Bacot made four field goals and passed Al Wood for the third-most field goals in UNC history.
- Bacot played in his 161st game, tying Virginia's Kihei Clark for most games played in ACC history.
- Davis scored 14 points, scoring in double figures for the 26th consecutive game, the longest streak by a Tar Heel since Bacot scored in double figures in 28 consecutive games.
- Davis passed Brad Daugherty (1,912) for 10th all-time in scoring at UNC.
- Davis had five assists, including the 400th of his career. UNC improved to 7-1 this year when he has five or more assists.
- Davis became the only Tar Heel with at least 1,900 career points, 500 rebounds, 400 assists, 250 three-pointers and 100 steals.
- Carolina is 82-23 vs. NC State in Chapel Hill, including 31-7 in the Smith Center.
- The Tar Heels have won six in a row in the Smith Center.
- UNC is 38-6 in the last 44 games vs. NC State and 55-13 over the last 32 seasons.



2023-24 GAME-BY-GAME TEAM STATS



	PTS	FG	FG%	1st	2nd	3FG	3FG%	FT	FT%	O-D-REB	PF	A	TO	B	ST	OT FG%
Carolina, W Radford	86 70	32-61 28-66	.525 .424	.552 .500	.500 .344	7-20 5-21	.350 .238	15-23 9-10	.652 .900	12-25-37 11-23-34	11 21	18 5	11 12	5 3	4 8	
Carolina, W Lehigh	90 68	31-67 26-71	.463 .366	.444 .343	.484 .389	5-17 13-33	.294 .394	23-28 3-4	.821 .750	15-37-52 8-23-31	8 22	11 15	10 11	3 3	9 7	
Carolina, W UC Riverside	77 52	28-61 19-62	.459 .306	.412 .333	.519 .281	6-21 9-30	.286 .300	15-21 5-9	.714 .556	10-27-37 14-24-38	13 20	14 15	9 17	8 1	9 7	
Carolina, W vs. Northern Iowa	91 69	26-61 24-53	.426 .453	.333 .600	.500 .321	12-26 6-17	.462 .353	27-31 15-22	.871 .682	12-24-36 7-26-33	18 22	14 12	9 17	9 1	4 6	
Carolina, L (OT) vs. Villanova	81 83	28-65 23-60	.431 .383	.444 .360	.355 .367	9-24 5-22	.375 .227	16-23 9-22	.696 .889	13-30-43 11-27-38	30 22	13 5	13 9	4 1	3 4	.714 .600
Carolina, W vs. Arkansas	87 72	28-57 26-55	.491 .473	.393 .538	.586 .414	6-14 5-17	.429 .294	25-35 15-20	.714 .750	13-25-38 6-21-27	24 27	11 6	10 12	0 6	3 4	
Carolina, W vs. Tennessee	100 92	28-61 35-63	.459 .556	.576 .533	.321 .576	12-28 9-28	.429 .321	32-38 13-16	.842 .813	12-22-34 7-24-31	18 24	19 13	9 12	1 7	6 5	
Carolina, W vs. Florida State	78 70	24-57 27-67	.421 .403	.367 .394	.481 .412	5-22 12-28	.227 .429	25-31 4-8	.806 .500	11-28-39 9-21-30	13 19	13 12	13 12	8 3	7 8	
Carolina, L vs. UConn	76 87	28-63 34-66	.444 .515	.519 .486	.389 .548	7-20 10-31	.350 .323	13-22 9-16	.591 .563	10-23-33 11-32-43	13 18	18 25	7 8	1 4	3 5	
Carolina, L vs. Kentucky	83 87	27-57 30-72	.474 .417	.419 .350	.538 .500	8-24 8-23	.333 .348	21-27 19-26	.778 .731	6-26-32 18-24-42	22 20	12 15	17 14	5 9	7 7	
Carolina, W vs. Oklahoma	81 69	26-60 23-57	.433 .404	.406 .323	.464 .500	9-22 7-23	.409 .304	20-26 16-24	.769 .667	7-27-34 11-30-41	18 20	9 6	9 18	6 2	10 3	
Carolina, W Charleston Southern	105 60	41-73 21-63	.562 .333	.513 .367	.618 .303	11-26 10-25	.423 .400	12-14 8-9	.857 .889	13-33-46 6-19-25	8 13	20 12	5 12	7 2	9 1	
Carolina, W at Pittsburgh	70 57	23-63 21-68	.365 .309	.314 .353	.429 .265	5-17 5-29	.294 .172	19-22 10-15	.864 .667	16-35-51 14-27-41	19 19	12 6	9 8	7 8	5 5	
Carolina, W at Clemson	65 55	25-60 21-58	.417 .362	.469 .407	.357 .323	8-23 1-18	.348 .056	7-12 12-16	.583 .750	14-30-44 9-24-33	16 14	14 6	10 5	3 9	3 7	
Carolina, W at NC State	67 54	24-62 18-66	.387 .273	.382 .281	.393 .265	7-21 2-20	.333 .100	12-20 16-21	.600 .762	13-36-49 13-28-41	15 18	11 9	13 10	4 5	5 7	
Carolina, W Syracuse	103 67	37-77 23-63	.481 .365	.514 .290	.450 .438	7-26 4-19	.269 .211	22-27 17-21	.815 .810	19-34-53 7-23-30	15 18	16 8	14 17	4 4	13 7	
Carolina, W Louisville	86 70	29-60 28-57	.483 .491	.500 .375	.462 .640	10-22 8-18	.455 .444	18-24 6-13	.750 .462	12-28-40 6-22-28	13 19	19 10	10 13	4 1	7 4	
Carolina, W at Boston College	76 66	25-56 19-55	.446 .345	.522 .357	.394 .333	5-17 3-17	.294 .176	21-26 25-29	.808 .862	10-33-43 5-23-28	26 20	15 9	11 4	5 1	3 4	
Carolina, W Wake Forest	85 64	32-61 21-59	.525 .356	.433 .448	.613 .267	5-15 3-20	.333 .150	16-22 19-25	.727 .760	6-37-43 4-26-30	20 16	8 3	8 6	7 3	2 3	
Carolina, W at Florida State	75 68	24-58 27-62	.414 .435	.393 .500	.433 .367	8-21 9-20	.381 .450	19-24 5-11	.792 .455	16-25-41 11-21-32	16 22	11 10	17 14	2 4	5 11	
Carolina, L at Georgia Tech	73 74	28-77 25-61	.364 .410	.400 .424	.333 .393	8-28 9-20	.286 .450	9-17 15-17	.529 .882	22-26-48 10-31-41	16 17	17 10	11 14	0 8	8 4	
Carolina, W Duke	93 84	33-66 35-69	.500 .507	.514 .471	.484 .543	9-24 5-19	.375 .263	18-27 9-11	.720 .818	9-26-35 7-27-34	12 18	19 8	5 11	3 3	9 4	
Carolina, L Clemson	76 80	24-65 27-68	.369 .397	.314 .485	.433 .314	9-27 11-31	.333 .355	19-25 15-20	.760 .750	9-34-43 11-31-42	20 20	14 14	6 5	1 1	4 3	
Carolina, W at Miami	75 72	24-59 28-66	.407 .424	.424 .484	.385 .371	11-31 6-23	.355 .261	16-24 10-13	.667 .769	14-29-43 12-26-38	19 17	15 13	16 13	5 5	8 10	
Carolina, L at Syracuse	79 86	29-61 30-48	.475 .625	.556 .630	.412 .619	12-27 8-17	.444 .471	9-11 18-25	.818 .720	13-18-31 3-20-23	20 11	19 11	11 8	1 1	4 10	
Carolina, W Virginia Tech	96 81	35-68 28-67	.515 .418	.474 .412	.567 .424	7-21 7-26	.333 .269	19-23 18-20	.826 .900	14-29-43 8-23-31	18 19	18 13	9 6	5 3	4 5	
Carolina, W at Virginia	54 44	16-50 16-58	.320 .276	.370 .167	.261 .393	7-22 2-14	.318 .143	15-19 10-15	.789 .667	9-34-43 11-28-39	18 17	11 5	10 6	10 7	2 5	
Carolina, W Miami	75 71	27-61 24-61	.443 .393	.469 .375	.414 .414	9-26 14-30	.346 .467	12-21 9-13	.571 .692	10-28-38 6-29-35	17 21	13 11	12 14	3 1	10 8	
Carolina, W NC State	79 70	25-53 25-60	.472 .417	.542 .576	.414 .222	6-16 9-19	.375 .474	23-27 11-16	.852 .688	5-29-34 9-22-31	13 21	13 9	8 9	2 3	4 3	
Carolina Notre Dame																
Carolina at Duke																



2023-24 SINGLE-GAME HIGHS/LOWS



CAROLINA	High	Low
Field Goals	41 vs. Charleston Southern	16 at Virginia
Field Goal Attempts	77 vs. Syracuse (H), at Georgia Tech	50 at Virginia
FG Percentage	.562 vs. Charleston Southern (41x73)	.320 at Virginia (16x50)
FG Percentage in First Half	.556 at Syracuse (15x27)	.314 at Pittsburgh (11x35), vs. Clemson (11x35)
FG Percentage in Second Half	.616 vs. Charleston Southern (21x34)	.261 at Virginia (6x23)
FG Percentage in Overtime	.714 vs. Villanova (5x7)	
3-Point Field Goals	12 vs. Northern Iowa, Tennessee, at Syracuse	5 five times, latest: vs. Wake Forest
3-Point Attempts	31 at Miami	14 vs. Arkansas
3-Point Percentage (min. 10 att.)	.462 vs. Northern Iowa (12x26)	.227 vs. Florida State (H) (5x22)
Free Throws Made	32 vs. Tennessee	7 at Clemson
Free Throw Attempts	38 vs. Tennessee	11 at Syracuse
FT Pct. (min. 10 att.)	.871 vs. Northern Iowa (27x31)	.529 at Georgia Tech (9x17)
Offensive Rebounds	22 at Georgia Tech	5 vs. NC State (H)
Defensive Rebounds	37 vs. Lehigh, Wake Forest	18 at Syracuse
Total Rebounds	53 vs. Syracuse (H)	31 at Syracuse
Rebound Margin	+23 vs. Syracuse (H) (53-30)	-10 vs. UConn (33-43), vs. Kentucky (32-42)
Assists	20 vs. Charleston Southern	8 vs. Wake Forest
Turnovers	17 vs. Kentucky, at Florida State	5 vs. Charleston Southern, Duke (H)
Blocked Shots	10 at Virginia	0 vs. Arkansas, at Georgia Tech
Steals	13 vs. Syracuse (H)	2 vs. Wake Forest, at Virginia
Points	105 vs. Charleston Southern	54 at Virginia
Points in a First Half	61 vs. Tennessee	26 at Virginia
Points in a Second Half	56 vs. Northern Iowa	28 at Virginia
Points in Overtime	13 vs. Villanova	
Scoring Margin	+45 vs. Charleston Southern	-11 vs. UConn (76-87)
OPPONENTS		
Field Goals	35 by Tennessee, Duke (H)	16 at Virginia
Field Goal Attempts	72 by Kentucky	48 at Syracuse
FG Percentage	.625 at Syracuse (30x48)	.273 at NC State (18x66)
FG Percentage in First Half	.630 at Syracuse (17x27)	.167 at Virginia (5x30)
FG Percentage in Second Half	.640 by Louisville (16x25)	.222 by NC State (H) (6x27)
FG Percentage in Overtime	.600 by Villanova (3x5)	
3-Point Field Goals	14 by Miami (H)	1 at Clemson
3-Point Attempts	33 by Lehigh	14 at Virginia
3-Point Percentage (min. 10 attempts)	.474 by NC State (H) (9x19)	.056 at Clemson (1x18)
Free Throws Made	32 by Villanova	3 by Lehigh
Free Throw Attempts	36 by Villanova	4 by Lehigh
FT Pct. (min. 10 att.)	.900 by Virginia Tech (18x20), Radford (9x10)	.455 at Florida State (5x11)
Offensive Rebounds	18 by Kentucky	3 at Syracuse
Defensive Rebounds	32 by UConn	19 by Charleston Southern
Total Rebounds	43 by UConn	23 at Syracuse
Assists	25 by UConn	3 by Wake Forest
Turnovers	18 by Oklahoma	4 at Boston College
Blocked Shots	9 by Kentucky, at Clemson	1 eight times, latest: by Miami (H)
Steals	11 at Florida State	1 by Charleston Southern
Points	92 by Tennessee	44 at Virginia
Points in a First Half	44 by UConn	16 at Virginia
Points in a Second Half	53 by Tennessee	21 at Clemson
Points in Overtime	15 by Villanova	
INDIVIDUAL BESTS		
Points	42 by RJ Davis vs. Miami (H)	37 by Dalton Knecht, Tennessee
Field Goals	14 by RJ Davis vs. Wake Forest, vs. Miami (H)	13 by Tramon Mark, Arkansas; Dalton Knecht, Tennessee
Field Goal Attempts	24 by RJ Davis at Georgia Tech	20 by PJ Hall, Clemson (H)
Field Goal Percentage (min. 10 att.)	.688 by Armando Bacot vs. Virginia Tech (11x16)	.765 by Tramon Mark, Arkansas (13x17); Dalton Knecht, Tennessee (13x17)
3-Point Field Goals	7 by RJ Davis vs. Miami (H)	5 by A'Iahn Sumner, Charleston Southern; Joseph Girard, Clemson (H); Bensley Joseph, Miami (H); Jayden Taylor, by NC State (H)
3-Field Goal Attempts	12 by RJ Davis vs. Clemson (H)	11 by Blake Hinson at Pittsburgh
3-Point Field Goal Pct (min. 5 made)	.636 by RJ Davis vs. Miami (H) (7x11)	.714 by Jayden Taylor, NC State (H) (5x7)
Free Throws Made	10 by RJ Davis vs. Arkansas	10 by Otega Owhe, Oklahoma
Free Throw Attempts	10 by Armando Bacot vs. Tennessee, Clemson (H)	
Free Throw Percentage (min. 5 made)	1.000 by Armando Bacot vs. Tennessee	11 by Eric Dixon, Villanova; Otega Owhe, Oklahoma; Judah Mintz at Syracuse
Offensive Rebounds	7 by Harrison Ingram at Florida State	1.000 by Justin Moore, Villanova (6x6), Casey Morsell at NC State (6x6)
Defensive Rebounds	14 by Armando Bacot vs. Lehigh	6 by Jordan Minor at Virginia
Total Rebounds	14 by Harrison Ingram at NC State, vs. Wake Forest	10 by Tytan Anderson, Northern Iowa
Assists	20 by Armando Bacot vs. Lehigh	11 by Ian Schieffelin, both games; Jared McCain, Duke (H) Norchad Omier at Miami; Matthew Cleveland, Miami (H)
Turnovers	10 by Elliot Cadeau vs. Tennessee	7 by Zakai Zeigler, Tennessee
Blocked Shots	10 by RJ Davis vs. Charleston Southern	
Steals	6 by Armando Bacot vs. Kentucky	6 by Isaiah Moses, by UC Riverside; Quadir Copeland, Syracuse (H); Jamir Watkins at Florida State
Minutes Played in 40-Minute Game	6 by Armando Bacot vs. Florida State (H)	4 by Adou Thiero, Kentucky; Guillermo Diaz Graham, at Pittsburgh; Ian Schieffelin at Clemson
Minutes Played in an Overtime Game	5 by RJ Davis vs. Char. Southern, Syracuse (H)	5 Ian Schieffelin at Clemson
	5 by Harrison Ingram vs. Miami (H)	
	40:00 by Harrison Ingram vs. Arkansas	40:00 by Judah Mintz & JJ Starling at Syracuse; Matthew Cleveland, Miami (H)
	40:00 by Cormac Ryan at Syracuse	36:47 by Eric Dixon, Villanova
	40:46 by RJ Davis vs. Villanova	



HUBERT DAVIS ERA HIGHS & LOWS



CAROLINA	High	Low
Field Goals	41 vs. Charleston Southern (12/29/23)	16 vs. Boston College (H) (1/26/22), at Virginia (2/24/24)
Field Goal Attempts	91 vs. Alabama (11/27/22, 4 OT)	48 vs. UNCW (11/7/22)
FG Percentage	.603 vs. Charleston (35x58) (11/11/22)	.291 vs. Boston College (H) (16x55) (1/26/22)
FG Percentage in First Half	.742 vs. Florida State (23x31) (2/12/22)	.185 at Notre Dame (5x27) (2/22/23)
FG Percentage in Second Half	.714 vs. Charleston (20x28) (11/11/22)	.261 at Virginia (2/24/24)
3-Point Field Goals	15 vs. NC State (1/29/22), vs. The Citadel (12/13/22) vs. Clemson (2/11/23)	1 vs. Kentucky (12/18/21)
3-Point Attempts	36 vs. Syracuse (UNC record) (2/28/22)	10 vs. UNCW (11/7/22)
3-Point Percentage (min. 10 att.)	.588 at Georgia Tech (10x17) (12/5/21)	.077 vs. Kentucky (1x13) (12/18/21)
Free Throws Made	36 vs. NC State (1/21/23)	2 vs. Michigan (12/1/21), at Duke (2/4/23)
Free Throw Attempts	39 vs. NC State (1/21/23)	3 vs. Michigan (12/1/21), at Duke (2/4/23)
FT Pct. (min. 10 att.)	.923 vs. NC State (36x39) (1/21/23)	.529 at Georgia Tech (9x17) (1/30/24)
Offensive Rebounds	24 vs. Kansas (4/4/22)	3 vs. Virginia (H) (2x25/23)
Defensive Rebounds	42 at Charleston (11/16/21)	18 vs. Duke (H) (2/5/22), Pitt (2/16/22), at Syracuse (2/13/24)
Total Rebounds	55 vs. Kansas (4/4/22)	24 vs. Duke (H) (2/5/22)
Rebound Margin	+24 vs. Elon (48-24) (12/11/21)	-18 vs. Kentucky (26-44) (12/18/21)
Assists	29 vs. Marquette (3/17/22)	4 vs. UNCW (11/7/22)
Turnovers	21 vs. Baylor (3/19/22)	5 at Duke (3/5/22), vs. Charleston Southern (12/29/23) vs. Duke (2/3/24)
Blocked Shots	10 vs. Alabama (11/27/22, 4 OT), at Virginia (2/24/24)	0 vs. Arkansas (11/24/23), at Georgia Tech (1/30/24)
Steals	13 vs. Syracuse (1/13/24)	1 four times, latest: vs. Virginia (H) (2/25/23)
Points	105 vs. Charleston Southern (12/29/23)	54 at Virginia (2/24/24)
Points in a First Half	62 vs. Florida State (2/12/22)	19 at Notre Dame (2/22/23)
Points in a Second Half	60 at Wake Forest (2/7/23)	25 vs. Boston College (1/26/22), at Duke (2/4/23)
Points in Overtime	24 vs. Alabama (11/27/22, 4 OT, 4-8-7-5)	10 vs. Ohio State (12/7/22)
Scoring Margin	+45 vs. Charleston Southern (105-60) (12/29/23)	-29 vs. Kentucky (69-98) (12/18/21)
OPPONENTS	High	Low
Field Goals	39 by Kentucky (12/18/21)	16 at Virginia (2/24/24)
Field Goal Attempts	90 by Alabama (11/27/22, 4 OT)	47 by Pittsburgh (2/16/22)
FG Percentage	.625 at Syracuse (2/13/24)	.265 by UNC Asheville (18x68) (11/23/21)
FG Percentage in First Half	.630 at Syracuse (2/13/24)	.167 at Boston College (6x36) (1/2/22) .167 at Virginia (5x30) (2/24/24)
FG Percentage in Second Half	.667 by Kentucky (24x36) (12/18/21)	.214 by Boston College (6x28) (H) (1/6/22)
3-Point Field Goals	16 by Alabama (11/27/22, 4 OT)	0 by Boston College (1/17/23)
3-Point Attempts	38 by Alabama (11/27/22, 4 OT)	6 by Boston College (1/17/23)
3-Point Percentage (min. 10 attempts)	.588 by Pittsburgh (10x17) (2/16/22)	.056 at Clemson (1x18) (1/6/24)
Free Throws Made	33 at Wake Forest (2/7/23)	1 by The Citadel (12/13/22)
Free Throw Attempts	42 at Wake Forest (2/7/23)	3 by Furman (12/14/21), at Syracuse (1/24/23)
FT Pct. (min. 10 att.)	1.000 by NC State (12x12) (1/21/23)	.455 at Florida State (5x11) (1/27/24)
Offensive Rebounds	21 by Alabama (11/27/22, 4 OT)	1 by Georgia Tech (12/10/22)
Defensive Rebounds	37 by Alabama (11/27/22, 4 OT)	14 by UNC Asheville (11/23/21)
Total Rebounds	58 by Alabama (11/27/22, 4 OT)	21 at Georgia Tech (12/5/21)
Assists	28 by Tennessee (11/21/21)	3 by UNCW (11/7/22), Wake Forest (1/22/24)
Turnovers	22 by Alabama (11/27/22, 4 OT)	2 at NC State (2/19/23)
Blocked Shots	11 at Duke (2/4/23)	0 three times
Steals	12 at Charleston (11/16/21)	1 by Charleston Southern (12/29/23)
Points	103 by Alabama (11/27/22, 4 OT)	43 by Virginia (ACC) (3/10/22)
Points in a First Half	50 by Brown (11/12/21), Charleston (11/11/22)	13 by Virginia (ACC) (3/10/22)
Points in a Second Half	58 by Kentucky (12/18/21)	16 by Boston College (H) (1/26/22)
Points in Overtime	26 by Alabama (11/27/22, 4 OT, 4-8-7-7)	5 by Ohio State (12/17/22)
INDIVIDUAL BESTS	NORTH CAROLINA	OPPONENTS
Points	42 by RJ Davis vs. Miami (2/26/24)	37 by Dalton Knecht, Tennessee (11/29/23)
Field Goals	14 by RJ Davis vs. Wake Forest (1/22/24), vs. Miami (2/26/24)	14 by Cole Swider, Syracuse (2/28/22)
Field Goal Attempts	36 by Caleb Love vs. Alabama (11/27/22, 4 OT)	14 by Jamarius Burton at Pittsburgh (12/30/22)
Field Goal Percentage (min. 10 att.)	.909 by Armando Bacot vs. Brown (10x11) (11/12/21) .909 by Bacot at Duke (10x11) (3/5/22)	26 by Paolo Banchoero at Duke (3/5/22) 26 by Jahvon Quinerly, Alabama (11/27/22, 4 OT)
3-Point Field Goals	7 by RJ Davis vs. Miami (2/26/24)	.824 by Jamarius Burton at Pittsburgh (12/30/22) (14x17)
3-Field Goal Attempts	13 by Caleb Love vs. Marquette (3/17/22), UCLA (3/25/22), Ohio State (12/17/22)	7 by Cole Swider, Syracuse (2/28/22) 7 by Caleb Grill, Iowa State (11/25/22) 7 by Mark Sears, Alabama (11/27/22, 4 OT)
3-Point Field Goal Pct (min. 5 made)	.750 by Caleb Love vs. Florida State (6x8) (2/12/22)	11 by 10 players
Free Throws Made	14 by RJ Davis vs. NC State (1/21/23)	1.000 by Ithiel Horton, Pittsburgh (5x5) (2/16/22)
Free Throw Attempts	15 by Armando Bacot vs. Baylor (3/19/22) 15 by Bacot vs. Pittsburgh (H) (2/1/23)	23 by Tyree Appleby at Wake Forest (2/7/23)
Free Throw Percentage (min. 5 made)	1.000 by RJ Davis vs. NC State (14x14) (1/21/23)	28 by Tyree Appleby at Wake Forest (2/7/23)
Offensive Rebounds	9 by Armando Bacot vs. Virginia (1/8/22), Syracuse (2/28/22)	1.000 by El Ellis at Louisville (9x9) (1/14/23)
Defensive Rebounds	16 by Armando Bacot at Louisville (2/1/22)	8 by Charles Bediako, Alabama, 4 OT
Total Rebounds	23 by Armando Bacot vs. James Madison (11/20/22)	14 by T.J. Bickerstaff, Boston College (H) (1/26/22)
Assists	12 by RJ Davis vs. Marquette (3/17/22)	17 by T.J. Bickerstaff, Boston College (H) (1/26/22)
Turnovers	7 by Caleb Love vs. Louisville (H) (2/21/22)	11 by Tyree Appleby at Wake Forest (2/7/23)
Blocked Shots	6 by Bacot at Charleston (11/16/21), vs. NC State (H) (1/29/22) vs. Florida State (12/2/23)	7 by Femi Odukale, Pittsburgh (2/16/22)
Steals	5 by Caleb Love at Louisville (1/14/23); RJ Davis vs. Charleston Southern (12/29/23) and Syracuse (1/13/24); Harrison Ingram vs. Miami (2/26/24)	8 by Dereck Lively II at Duke (2/4/23)
Minutes Played	57:24 by Caleb Love vs. Alabama (11/27/22, 4 OT)	5 by Reece Beekman at Virginia (1/10/23) 5 by Beekman, Virginia (ACC) (3/9/23) 5 by Ian Schieffelin at Clemson (1/6/24)



MISCELLANEOUS STATS



Games as UNC's Leading Scorer

	Season/Career
Armando Bacot	8/43
RJ Davis	20/39
Harrison Ingram	2/2
Cormac Ryan	1/1

Games as UNC's Leading Rebounder

	Season/Career
Armando Bacot	15/114
Harrison Ingram	12/12
RJ Davis	2/4
Jae'Lyn Withers	1/1
Jalen Washington	-1

Games as UNC's Leader in Assists

	Season/Career
RJ Davis	11/53
Elliot Cadeau	15/15
Armando Bacot	2/12
Harrison Ingram	3/3
Cormac Ryan	2/2
Seth Trimble	1/1
Jalen Washington	-1

Double-Figure Scoring Games

	Season/Career
Armando Bacot	21/120
RJ Davis	28/99
Cormac Ryan	15/72 (10 times at Stanford, 47 at Notre Dame)
Harrison Ingram	23/60 (37 times at Stanford)
Paxson Wojcik	-38 (1 time at Loyola Chicago, 27 times at Brown)
Jae'Lyn Withers	3/33 (30 times at Louisville)
Elliot Cadeau	7/7
Seth Trimble	5/6
Jalen Washington	3/4
James Okonkwo	-1 (1 time at West Virginia)

40-Point Games

	Season/Career
RJ Davis	1/1

30-Point Games

	Season/Career
RJ Davis	3/4

20-Point Games

	Season/Career
Armando Bacot	7/33
RJ Davis	18/30
Cormac Ryan	1/7 (6 times at Notre Dame)
Harrison Ingram	5/7 (2 times at Stanford)

Paxson Wojcik	-5 (5 times at Brown)
Jae'Lyn Withers	-2 (2 times at Louisville)

10-Rebound Games

	Season/Career
Armando Bacot	16/91 (UNC career record)
Harrison Ingram	13/19 (6 times at Stanford)
Jae'Lyn Withers	1/9 (8 times at Louisville)
Paxson Wojcik	-5 (5 times at Brown)
RJ Davis	-4
James Okonkwo	-1 (1 time at West Virginia)
Cormac Ryan	-1 (1 at Notre Dame)

15-Rebound Games

	Season/Career
Armando Bacot	4/26
Harrison Ingram	4/4

20-Rebound Games

	Season/Career
Armando Bacot	1/7

10-Assist Games

	Season/Career
RJ Davis	1/2
Elliot Cadeau	1/1

Double-Doubles (all points and rebounds except noted)

	Season/Career
Armando Bacot	14/82 (UNC career record)
Harrison Ingram	9/14 (5 times at Stanford)
Jae'Lyn Withers	1/6 (5 times at Louisville)
Paxson Wojcik	-4 (4 times at Brown)
RJ Davis	1/5 (four points/rebounds, 1 points/assists)
James Okonkwo	-1 (1 time at West Virginia)

CAROLINA'S...

Largest Win: 45 vs. Charleston Southern (105-60)
Largest Loss: 11 vs. UConn (76-87)
Largest Lead in a Win: 47 vs. Charleston Southern (led 105-58, won 105-60)
Largest Lead in a Loss: 11 at Georgia Tech (led 36-25, lost 73-74)
Largest Deficit: 17 vs. UConn (trailed 66-83, lost 76-87)
Largest Deficit Overcome to Win: 14 at home vs. Florida State (trailed 31-45 with 17:11 to play, won 78-70)
Largest Halftime Lead: 23 vs. Charleston Southern (led 51-28, won 105-60)
Largest Halftime Deficit: 9 vs. Clemson (trailed 34-43, lost 76-80)
Largest Halftime Deficit Overcome to Win: 8 vs. NC State (trailed 37-45, won 79-70)
Largest Halftime Lead in a Loss: 2 vs. Villanova (led 34-32, lost 81-83 in overtime)

Game	Largest UNC Lead	Largest UNC Deficit	Time Led	Time Trailed	Ties	Lead Changes	Largest UNC Run	Largest Opponent Run
Radford, W, 86-70	17	3	31:58	7:26	4	8	8	8
Lehigh, W, 90-68	25	2	35:50	1:45	3	6	10	7
UC Riverside, W, 77-52	32	2	36:16	1:01	1	2	19	8
vs. Northern Iowa, W, 91-69	24	8	21:01	16:29	3	4	10	10
vs. Villanova, L, 81-83 (OT)	9	5	22:52	13:08	19	23	13	10
vs. Arkansas, W, 87-82	15	3	33:44	4:09	7	7	9	8
Tennessee, W, 100-92	24	(0)	39:11	(0:00)	0	(0)	13	9
Florida State, W, 78-70	14	14	17:05	19:27	5	8	22	13
vs. UConn, L, 76-87	4	17	3:23	34:44	1	3	7	8
vs. Kentucky, L, 83-87	1	12	0:16	37:13	3	2	10	8
vs. Oklahoma, W, 81-69	15	(0)	37:22	(0:00)	(0)	(0)	7	5
Charleston Southern, W, 105-60	47	(0)	39:07	(0:00)	1	(0)	14	5
at Pittsburgh, W, 70-57	14	7	25:40	12:42	2	3	8	6
at Clemson, W, 65-55	10	4	24:57	10:24	7	11	7	8
at NC State, W, 67-54	17	4	28:55	7:17	4	3	11	6
Syracuse, W, 103-67	39	1	38:39	1:02	(0)	2	10	9
Louisville, W, 86-70	20	(0)	38:20	(0:00)	2	(0)	11	7
at Boston College, W, 76-66	10	6	28:25	10:25	1	7	10	6
Wake Forest, W, 85-64	24	3	26:25	5:38	8	11	10	6
at Florida State, W, 75-68	11	8	29:46	7:26	2	4	10	7
at Georgia Tech, L, 73-74	11	8	21:14	15:31	4	8	12	10
Duke, W, 93-84	15	2	38:04	0:16	3	1	7	5
Clemson, L, 76-80	(0)	16	(0:00)	38:22	2	(0)	8	13
at Miami, W, 75-72	12	4	32:30	5:34	1	5	10	8
at Syracuse, L, 79-86	4	10	4:00	32:21	4	5	6	10
Virginia Tech, W, 96-81	16	5	36:25	2:07	1	1	11	6
at Virginia, W, 54-44	13	2	38:31	0:13	1	1	7	6
Miami, W, 75-71	14	3	32:44	3:11	4	1	7	11
NC State, W, 79-70	13	10	25:11	11:42	5	13	9	8
Notre Dame at Duke								

season highs in bold; (season lows in parentheses)



PLUS/MINUS



Game	#1 High	#2 Cadeau	#3 Ryan	#4 Davis	#5 Bacot	#7 Trimble	#8 Wojcik
Radford	-2	+3	+11	+18	+18	-1	+17
Lehigh	+3	+8	+6	+18	+20	+14	+9
UC Riverside	-5	+19	+17	+25	+23	+13	+4
vs. Northern Iowa	+2	+14	+19	+21	+16	Even	+6
vs. Villanova	-3	+14	+7	+2	Even	-7	-10
vs. Arkansas	DNP	+13	DNP	+22	+16	+4	-5
Tennessee	+6	+10	+11	+2	+6	-1	+4
Florida State	-2	+16	-14	+4	+15	+24	+3
vs. UConn	DNP	-11	-18	-8	-17	-3	-1
vs. Kentucky	+3	-14	-2	-4	-2	+10	-4
vs. Oklahoma	+5	+11	+8	+13	+15	-4	Even
Charleston Southern	+15	+16	+34	+36	+14	+21	Even
at Pittsburgh	DNP	+7	+15	+10	+17	+5	-3
at Clemson	-2	+7	+12	+10	+6	+1	-2
at NC State	-2	+15	+11	+7	+16	+6	+4
Syracuse	-4	+27	+35	+28	+21	+14	-8
Louisville	-1	+12	+8	+20	+9	Even	-2
at Boston College	-4	+3	+12	+7	+7	+8	+1
Wake Forest	DNP	+19	+13	+19	+15	Even	+2
at Florida State	-6	+16	+14	+12	+11	-12	-8
at Georgia Tech	-2	+12	-8	+3	+9	-3	-4
Duke	DNP	+9	+10	+7	+3	+4	DNP
Clemson	Even	-6	-2	+4	-4	DNP	-3
at Miami	-8	+3	+2	+9 (8)	+3	DNP	Even
at Syracuse	DNP	+3	-7	-9	-12	-8	DNP
Virginia Tech	DNP	+19 (5)	+15	+5	+13	+12	-4
at Virginia	DNP	+6	+10	+7	+7	+10	-4
Miami	DNP	-4	-4	+3	Even	+12 (2)	DNP
NC State	DNP	+15	+17 (8)	+4	+17 (6)	-2	-6
Totals	-7	+262	+232	+295	+262	+117	-10
Notre Dame							
at Duke							

Game	#13 Washington	#14 Lebo	#22 Landry	#24 Withers	#32 Okonkwo	#34 Farris	#55 Ingram
Radford	-3	DNP	DNP	+5	+1	DNP	+13
Lehigh	+4	-3	-2	+12	-1	-2	+24
UC Riverside	+6	-3	DNP	+14	-4	-3	+19
vs. Northern Iowa	-4	DNP	DNP	+18	Even	DNP	+18
vs. Villanova	-2	DNP	DNP	-12	-1	DNP	+2
vs. Arkansas	Even	DNP	DNP	+10	DNP	DNP	+15
Tennessee	+6	DNP	DNP	-6	DNP	DNP	+2
Florida State	-7	DNP	DNP	-6	DNP	DNP	+7
vs. UConn	+6	DNP	DNP	+5	DNP	DNP	-8
vs. Kentucky	-5	DNP	DNP	+13	DNP	DNP	-15
vs. Oklahoma	-2	DNP	DNP	+3	DNP	DNP	+11
Charleston Southern	+21	+8	Even	+18	+13	Even	+29
at Pittsburgh	-1	DNP	DNP	+4	DNP	DNP	+11
at Clemson	+3	DNP	DNP	+4	DNP	DNP	+11
at NC State	+7	-2	DNP	-6	-2	DNP	+11
Syracuse	+16	+2	+7	+8	-2	+7	+29
Louisville	+2	DNP	DNP	+24 (1)	DNP	DNP	+8
at Boston College	+2	DNP	DNP	+7	+1	DNP	+6
Wake Forest	+5	DNP	DNP	+7	DNP	DNP	+25
at Florida State	-4	DNP	DNP	+2	DNP	DNP	+10
at Georgia Tech	-8	DNP	DNP	+2	DNP	DNP	-6
Duke	+6	DNP	DNP	-2	DNP	DNP	+8
Clemson	-8	DNP	DNP	Even	DNP	DNP	-5
at Miami	+2	DNP	DNP	-5	DNP	DNP	+9 (4)
at Syracuse	+5	DNP	DNP	-1	DNP	DNP	-6
Virginia Tech	+2	DNP	DNP	-1	DNP	DNP	+14
at Virginia	+7	DNP	DNP	+11	-4	DNP	Even
Miami	+3	DNP	DNP	+8	DNP	DNP	+2
NC State	-8	DNP	DNP	+9	DNP	DNP	-1
Totals	+51	+2	+5	+145	+1	+2	+243
Notre Dame							
at Duke							

plus/minus game leaders must have played at least half the game (times led UNC in plus/minus in parentheses)

+/- Cumulative Leaders

Davis	+295
Bacot	+262
Cadeau	+262
Ingram	+243
Ryan	+232

Games with UNC's Best +/-

Davis	8
Ryan	8
Bacot	6
Cadeau	5
Ingram	4
Trimble	2
Withers	1



SPECIALTY STATS/STARTERS



GAME	UNC Leading Scorer	UNC Leading Rebounder	UNC Leader in Assists	2nd Chance Points	Pts Off Turnovers	Fastbreak Points	Points in the Paint	Bench Points
Radford	Bacot 25	Bacot 13	Cadeau 6	14-14	14-11	10-3	48-34	18-13
Lehigh	Bacot, Davis 22	Bacot 20	Ryan, Trimble 3	14-2	15-17	17-3	38-16	24-30
UC Riverside	Bacot 21	Ingram 9	Davis 4	16-2	16-12	9-2	34-20	34-19
vs. Northern Iowa	Ingram 16	Ingram 10	Davis 4	9-7	25-9	8-(0)	(20)-28	37-22
vs. Villanova	Davis 23	Bacot 18	Cadeau 5	11-14	8-16	6-(0)	34-34	10-12
vs. Arkansas	Davis 30	Ingram 10	Ingram 6	10-7	17-11	15-17	38-24	23-22
Tennessee	Davis 27	Bacot 11	Cadeau 10	13-4	21-16	20-8	32-44	26-13
Florida State	Davis 27	Bacot 13	Davis 5	8-7	18-11	16-10	34-26	12-13
vs. UConn	Davis 26	Bacot 13	Bacot, Cadeau, Ingram 5	6-8	7-14	6-13	38-38	4-11
vs. Kentucky	Davis 27	Davis 7	Davis 4	6-15	13-19	15-10	32-34	14-36
vs. Oklahoma	Davis 23	Bacot 8	Davis 5	9-2	24-11	23-9	28-30	13-11
Charleston Southern	Davis 20	Bacot 9	Davis 10	11-7	17-7	15-(0)	52-(12)	43-6
at Pittsburgh	Bacot 16	Ingram 15	Davis 4	15-(1)	(2)-(5)	10-7	26-24	18-12
at Clemson	Bacot, Davis 14	Bacot 16	Ryan 4	8-8	5-9	(0)-(0)	26-32	14-(2)
at NC State	Davis 16	Ingram 19	Cadeau 6	6-7	7-8	18-9	34-24	14-15
Syracuse	Davis 22	Bacot 11	Cadeau, Ingram 3	22-6	23-18	20-9	58-32	39-19
Louisville	Davis 21	Withers 10	Davis 6	5-6	13-7	9-(0)	34-24	17-28
at Boston College	Davis 16	Ingram 13	Cadeau 5	11-6	4-7	8-(0)	24-22	17-14
Wake Forest	Davis 36	Ingram 14	Cadeau 3	(4)-6	10-7	15-1	48-30	9-9
at Florida State	Davis 24	Ingram 17	Cadeau 6	14-10	12-26	6-7	26-22	7-35
at Georgia Tech	Davis 28	Ingram 13	Cadeau 5	23-8	14-9	12-3	34-26	14-39
Duke	Bacot 25	Ingram 13	Bacot, Davis 5	14-16	19-7	16-12	36-54	14-6
Clemson	Bacot 24	Bacot 13	Davis 5	12-13	5-7	7-2	28-22	12-7
at Miami	Davis 25	Bacot 15	Cadeau 8	15-15	7-22	14-8	24-38	(1)-6
at Syracuse	Davis 19	Ingram 11	Cadeau 7	18-3	15-15	18-9	32-32	10-8
Virginia Tech	Bacot 25	Ingram 17	Davis 5	17-9	13-20	8-2	54-36	15-31
at Virginia	Ryan 18	Bacot 13	Cadeau 6	10-10	7-11	8-3	18-22	3-10
Miami	Davis 42	Bacot 12	Cadeau 5	16-3	13-21	8-7	36-18	7-2
NC State	Ingram 22	Bacot, Davis 7	Cadeau 7	9-8	12-15	6-4	32-20	10-24
Totals				346-224	376-368	343-158	998-818	479-475
Averages				11.9-7.7	13.0-12.7	11.8-5.4	34.4-28.2	16.5-16.4
Notre Dame								
at Duke								

GAME-BY-GAME STARTERS

Game	Guard	Guard	Guard	Forward	Forward	Record w/Lineup
Radford	Davis	Ryan	Wojcik	Ingram	Bacot	(a) 1-0
Lehigh	Davis	Ryan	Wojcik	Ingram	Bacot	(a) 2-0
UC Riverside	Davis	Ryan	Wojcik (3/58)	Ingram	Bacot	(a) 3-0
vs. Northern Iowa	Davis	Trimble (1/3)	Ryan	Ingram	Bacot	(b) 1-0
vs. Villanova	Davis	Ryan	Ingram	Withers	Bacot	(c) 0-1
vs. Arkansas	Davis	Cadeau	Ingram	Withers	Bacot	(d) 1-0
Tennessee	Davis	Cadeau	Ingram	Withers (3/67)	Bacot	(d) 2-0
Florida State	Davis	Cadeau	Ryan	Ingram	Bacot	(e) 1-0
vs. UConn	Davis	Cadeau	Ryan	Ingram	Bacot	(e) 1-1
vs. Kentucky	Davis	Cadeau	Ryan	Ingram	Bacot	(e) 1-2
vs. Oklahoma	Davis	Cadeau	Ryan	Ingram	Bacot	(e) 2-2
Charleston Southern	Davis	Cadeau	Ryan	Ingram	Bacot	(e) 3-2
at Pittsburgh	Davis	Cadeau	Ryan	Ingram	Bacot	(e) 4-2
at Clemson	Davis	Cadeau	Ryan	Ingram	Bacot	(e) 5-2
at NC State	Davis	Cadeau	Ryan	Ingram	Bacot	(e) 6-2
Syracuse	Davis	Cadeau	Ryan	Ingram	Bacot	(e) 7-2
Louisville	Davis	Cadeau	Ryan	Ingram	Bacot	(e) 8-2
at Boston College	Davis	Cadeau	Ryan	Ingram	Bacot	(e) 9-2
Wake Forest	Davis	Cadeau	Ryan	Ingram	Bacot	(e) 10-2
at Florida State	Davis	Cadeau	Ryan	Ingram	Bacot	(e) 11-2
at Georgia Tech	Davis	Cadeau	Ryan	Ingram	Bacot	(e) 11-3
Duke	Davis	Cadeau	Ryan	Ingram	Bacot	(e) 12-3
Clemson	Davis	Cadeau	Ryan	Ingram	Bacot	(e) 12-4
at Miami	Davis	Cadeau	Ryan	Ingram	Bacot	(e) 13-4
at Syracuse	Davis	Cadeau	Ryan	Ingram	Bacot	(e) 13-5
Virginia Tech	Davis	Cadeau	Ryan	Ingram	Bacot	(e) 14-5
at Virginia	Davis	Cadeau	Ryan	Ingram	Bacot	(e) 15-5
Miami	Davis	Cadeau	Ryan	Ingram	Bacot	(e) 16-5
NC State	Davis (29/110)	Cadeau (24/24)	Ryan (27/114)	Ingram (29/91)	Bacot (29/160)	(e) 17-5
Notre Dame						
at Duke						

number of season/career starts in parentheses

- Ingram started 62 games from 2021-23 at Stanford
- Ryan started 17 games at Stanford in 2018-19 and 70 games at Notre Dame from 2020-23
- Wojcik started one game at Loyola Chicago in 2018-19 and 54 games at Brown from 2021-23
- Withers started 64 games at Louisville from 2020-23



LAST TIME IT HAPPENED...UNC



Won by one point: 66-65 over Notre Dame, 1/2/21
Lost by one point: 73-74 at Georgia Tech, 1/30/24
Won consecutive games by two points or less: 66-65 vs. Notre Dame, 1/2/21; 67-65 at Miami, 1/5/21
Won by 20 on the road: 21- UNC 80, Louisville 59, 1/14/23
Won by 30 on the road: 38- UNC 95, Wake Forest 57, 2/16/19
Won by 30 at a neutral site: ^32- UNC 95, Marquette 63, 3/17/22 in Fort Worth, Texas
Won by 40: 45- UNC 105, Charleston Southern 60, 12/29/23
Won by 40 on the road: 49- UNC 116, Elon 67, 11/9/18
Won by 40 at a neutral site: *42- UNC 101, Notre Dame 59, 3/10/16 in Greensboro
Won by 50: 50- UNC 108, Tennessee Tech 58, 11/16/18
Won by more than 50: 51- UNC 107, NC State 56, 1/8/17
Won by 60: 68- UNC 116, UNC Asheville 48, 11/30/08
Lost consecutive games by 20 or more: 28- at Miami 85, UNC 57, 1/18/22; 22- at Wake Forest, 1/22/22
Lost by 25 or more: 28- at Miami 85, UNC 57, 1/18/22
Lost by 25 at home: 25- Ohio State, UNC 49, 12/4/19
Lost by more than 25 at home: 29- Duke 87, UNC 58, 1/31/02
Lost by 30 or more: 33- Florida State 90, UNC 57, 1/14/12
Lost by 30 or more at home: 35- Duke 104, UNC 69, 2/29/64
Never trailed: 1/17/24 vs. Louisville (led for 38:20, won 86-70)
Never led: 2/6/24 vs. Clemson (trailed for 38:22, lost 76-80)
Played a 1 OT game: lost to Villanova, 81-83, 11/23/23 in the Bahamas
Played a 2 OT game: lost at Virginia Tech, 77-79, 1/22/20
Played a 3 OT game: lost to Wake Forest, 114-119, 12/20/03
Played a 4 OT game: lost to Alabama, 101-103, 11/27/22 in Portland, Ore.
Won an OT game: beat Ohio State, 89-84, 12/17/22 in New York

CAROLINA SCORING

Led UNC in scoring in 8 straight games: RJ Davis, 2023-24 (Clemson-Georgia Tech)
Led UNC in scoring in 9, 10, 11, 12 or 13 straight games: 13 by Tyler Hansbrough, 2007-08 (Nicholls State-Florida State)
Led UNC in scoring in 14 straight games: Lennie Rosenbluth, 1955-56 into 1956-57
Led UNC in scoring in 15, 16 or 17 straight games: 17 by George Glamack, 1939-40 into 1940-41
Double figures in more than 25 consecutive games: 26 by RJ Davis, current
Double figures in more than 27 or 28 consecutive games: 28 by Armando Bacot, last 13 games in 2021-22 through first 15 games in 2022-23
Double figures in 30, 40 or 50 consecutive games: 55 by Tyler Hansbrough, final game in 2006-07 through his first 15 games in 2008-09
Double figures in 60 consecutive games: 64 by Larry Miller, all 32 games in 1966-67 and 1967-68 (UNC record)
20 in 8 consecutive games: RJ Davis, 2023-24 (23 vs. Villanova, 30 vs. Arkansas, 27 vs. Tennessee, 27 vs. Florida State, 26 vs. UConn, 27 vs. Kentucky, 23 vs. Oklahoma, 20 vs. Charleston Southern)
20 in 9 consecutive games: 9 by Tyler Hansbrough, 2008-09
20 in 10, 11, 12 or 13 consecutive games: 13 by Charlie Scott, 1969-70
Three scored 20: RJ Davis (27), Armando Bacot (22), Harrison Ingram (20) vs. Tennessee, 11/29/23
Four scored 20: Armando Bacot (23), Caleb Love (22), RJ Davis (21), Brady Manek (20) at Duke, 3/5/22 (first time in UNC history)
20/1st half: 21 by RJ Davis vs. Miami, 2/26/24
20/2nd half: 21 by RJ Davis vs. Miami, 2/26/24
20/both halves: 21 in 1st and 21 in 2nd by RJ Davis vs. Miami, 2/26/24
20 in first 10 minutes: Kenny Williams in first 9:03 at Stanford, 11/20/17
Non-starter scored 20: 24 by Brady Manek vs. Tennessee, 11/21/21 in Uncasville, Conn.
25/five straight games: RJ Davis, 2023-24 (30 vs. Arkansas, 27 vs. Tennessee, 27 vs. Florida State, 26 vs. UConn, 26 vs. Kentucky)
25/more than five straight games: 12 by Charlie Scott, 1970
25/three consecutive road games: Garrison Brooks (28 at Virginia Tech, 1/22/20; 27 at NC State, 1/27/20; 26 at Duke 3/7/20)
Two players scored 25: Armando Bacot (28), Caleb Love (25) vs. Charleston, 11/11/22
Two scored 25 in consecutive games: Garrison Brooks (26), Cole Anthony (25) at Syracuse, 2/29/20; Anthony (28), Brooks (25) vs. Wake Forest, 3/3/20
Scored 25 or more on fewer than 10 FG attempts: 26 points by RJ Davis vs. NC State, 1/21/23 (5x8 FG, 2x4 3FG, 14x14 FT)
More than 25/half: 27 in 2nd by Armando Bacot vs. Charleston, 11/11/22
Consecutive games w/30: Antawn Jamison (35 vs. Duke, 2/5/98; 31 at Georgia Tech, 2/8/98)
30/consecutive games by different players: ^30 by RJ Davis vs. Baylor, 3/19/22 in Fort Worth Texas; ^30 by Caleb Love vs. UCLA, 3/25/22 in Philadelphia
Two players scored 30: Brice Johnson (39), Marcus Paige (30) at Florida State, 1/4/16
Players on both teams scored 30: RJ Davis (30) and Tramon Mack of Arkansas (34), 11/24/23 in the Bahamas
30 after halftime: Marcus Paige (31- 21 in 2nd, 10 in OT) at NC State, 2/26/14
30 or 40 or more: 42 by by RJ Davis vs. Miami, 2/26/24
43: Charlie Scott vs. Wake Forest, 1/17/70
More than 43: 49 by Bobby Lewis vs. Florida State, 12/16/65 (UNC record)
10 or more in OT: 11 by Marcus Paige at NC State, 2/26/14
Non-starter led UNC in scoring: D'Marco Dunn (co-leader with Armando Bacot with 14 points) at Louisville, 1/14/23
Out-scored opponents/half: *Brady Manek (19-13) 1st vs. Virginia, 3/10/22 in Brooklyn
Out-scored rest of UNC/half and both halves: RJ Davis vs. Miami, 2/26/24 (21-16 in 1st

and 21-17 in 2nd)
Out-scored rest of UNC/game: RJ Davis vs. Miami, 2/26/24 (Davis 42, rest of UNC 33)
15 straight UNC points: RJ Davis vs. Miami, 2/26/24
UNC's first 14 points: Kenny Williams at Stanford, 11/20/17
No player in double figures: at Virginia, 2/13/21
One player in double figures/win: RJ Davis (42) vs. Miami, 2/26/24
50% of UNC's points: RJ Davis 42 of 75 (56%) vs. Miami, 2/26/24
Zero bench points: vs. Duke, 3/4/23
Six in double figures: vs. Charleston Southern, 12/29/23
Eight in double figures: vs. Saint Francis, 1/2/11
Nine in double figures: Kevin Madden (17), Ranzino Smith (17), Warren Martin (15), Steve Bucknall (12), Joe Wolf (10), Steve Hale (10), Brad Daugherty (10), Jeff Lebo (10) & Kenny Smith (10) vs. Manhattan, 12/27/85, in Miami (UNC record)
Bench outscored the starters (not including Senior Night): 37-33 vs. Marquette, 2/24/21
100/ACC game: 103 vs. Syracuse, 1/13/24
100/road game: 116 at Elon, 11/9/18
100/ACC road game: 106 at Florida State, 1/4/16
100/consecutive ACC: 114 vs. Wake Forest, 12/20/03; 103 vs. Georgia Tech, 1/11/04
100/3 consecutive games: 107 vs. Cleveland State, 12/30/04; 105 vs. William & Mary, 1/2/05; 109 vs. Maryland, 1/8/05
100/loss (40-minute game): 100 vs. Kentucky, 12/17/16 in Las Vegas
100/loss (OT game): 101 vs. Alabama, 101-103, 11/27/22 in Portland, Ore. (4 OT)
100 vs. top 5 AP-ranked team: 103 vs. No. 4 Gonzaga, 12/15/18
100 vs. top 10 AP-ranked team: 100 vs. No. 10 Tennessee, 11/29/23
Both scored 100 (40:00 game): Kentucky 103, UNC 100, 12/17/16 in Las Vegas
Both scored 100 (OT game): Alabama 103, UNC 101, 11/27/22, Portland, Ore. (4 OT)
50/both halves: vs. Syracuse, 1/13/24 (52 and 51)
60/half: 61, 1st half vs. Tennessee, 11/29/23
60/half in a loss: 60, 2nd half at Wake Forest, 2/7/23
65/half: 65, 2nd half at Florida State, 1/4/16
70/half: 77, 1st half vs. VMI, 12/17/94 (UNC record)
Fewer than 50/game: 48 at Virginia, 2/13/21
Fewer than 60/game: 54 at Virginia (2/24/24)
Fewer than 60/win: 54 at Virginia (2/24/24, won 54-44)
Fewer than 20/half: 19 (1st) at Notre Dame, 2/22/23
Fewer than 20/half in a win: 19 (1st) at Notre Dame, 2/22/23
Fewer than 25/each half: 23 & 22 vs. Michigan State, 11/26/17 in Portland, Ore.
Fewer than 30/half in a win: 26 and 28 at Virginia, 2/24/24
Fewer than 20 in one half, 40 in the other: 19 (1st), 44 (2nd) at Notre Dame, 2/22/23
Fewer than 20 in one half, 50 in the other: 18 (1st), 53 (2nd) vs. Butler, 11/20/12, in Maui
Fewer than 30 in one half, 60 in the other: 25 (1st), 60 (2nd) at Wake Forest, 2/7/23
25 straight: vs. NC State, 1/12/08
More than 20 straight: 22 vs. Florida State, 12/2/23
15 or more points to begin game: 18-0 vs. Florida State, 2/12/22
10 or more points to end the game: *13-0 vs. Miami in Brooklyn, 3/8/18
Two 17-point runs: 17-0 in first half, 19-0 in second vs. UC Riverside, 11/17/23
Went from trailing by 10 to leading by 10 in the same half: 3/2/24 vs. NC State
No field goals in last 5:00 in a win: none in the last 6:56 in a 100-92 win over Tennessee, 11/29/23

CAROLINA FIELD GOAL SHOOTING

Made every FG att. (min. 10): Jeff McInnis, 10x10 vs. Cincinnati, 12/3/94, in Charlotte
Missed every FG att. (min. 10): RJ Davis, 0x10 vs. Virginia, 1/8/22
Missed every FG att. (more than 10): Harrison Barnes, 0x12 vs. Minnesota, 11/19/10, in San Juan
Made 10 or more/consecutive games: Armando Bacot (11 vs. Ohio State, 12/17/22 in New York; 11 vs. Michigan, 12/21/22 in Charlotte)
Made 10, 11, 12, 13 or 14: 14 by RJ Davis vs. Miami, 2/26/24
Made 15: Luke Maye at NC State, 2/10/18
Made 16: Antawn Jamison vs. Maryland, Feb. 14, 1998
Made 17, 18 or 19: 19 by Charlie Scott vs. Wake Forest, Jan. 17, 1970
Made 20 or 21: 21 by Billy Cunningham vs. Tulane, Dec. 10, 1964 (UNC record)
Made 15 or more consecutive field goal attempts: 16 by Brice Johnson - 11 vs. UCLA, 12/19/15 in Brooklyn; 5 vs. Appalachian State, 12/21/15 (tied UNC record)
Attempted 25: Caleb Love at Wake Forest, 2/7/23
Attempted more than 25: 36 by Caleb Love vs. Alabama, 11/27/22 in Portland, Ore. (4 OT)
Two players attempted 20 or more: 36 by Caleb Love and 24 by RJ Davis, 11/27/22 in Portland, Ore. (4 OT)
Two players combined for 60 attempts: 36 by Caleb Love and 24 by RJ Davis, 11/27/22 in Portland, Ore. (4 OT)
Made 40: 41 vs. Charleston Southern, 12/29/23
Made fewer than 20: 16 at Virginia, 2/24/24
Attempted 90: 91 vs. Alabama, 101-103, 11/27/22 in Portland, Ore. (4 OT)
50 percent/game or better and lost: 50.0 (25x50) vs. Virginia, 2/15/20
50 percent/both halves and lost: 55.2 (16x29) & 53.6 (15x28) vs. Miami, 2/27/18
60 percent/half: 61.3 (19x31) vs. Wake Forest, 1/22/24
60 percent/both halves: 67.9 (19x28), 63.3 (19x30) vs. Tulane, 12/3/17
60 percent/game: 60.3 (35x58) vs. Charleston, 11/11/22
60 percent/game and lost: 64.2 at Duke, 3/2/86 (lost 74-82)
60 percent/consecutive games: ^60.6 (43x71) vs. Mount St. Mary's, 3/21/08, and 67.7 (44x65) vs. Arkansas, 3/23/08, both in Raleigh
70 percent/half: 71.4 (20x28), 2nd half vs. Charleston, 11/11/22

70 percent/both halves: ^78.1 (25x32) & 80.0 (24x30) vs. Loyola Marymount, 3/19/88 in Salt Lake City, Utah
70 percent/game: 70.9 (39x55) vs. ODU, 11/23/07 in Las Vegas
75 percent/half: 78.1 (25x32) 2nd half at NC State, 2/10/18
80 percent/half: 85.7 (24x28), 2nd half vs. Old Dominion, 12/1/92 (UNC record)
Under 20 percent/half: 18.5 (5x27) 1st half at Notre Dame, 2/22/23
Under 20 percent/half in a win: 18.5 (5x27) 1st half at Notre Dame, 2/22/23
Under 25 percent/game: 24.6 (15x61) vs. Michigan State, 11/26/17 in Portland, Ore.
Under 30 percent/half: 26.1% (6x23) at Virginia, 2/24/24
Under 30 percent/half in a win: 26.1% (6x23) at Virginia, 2/24/24
Under 30 percent/both halves: 28.6 (10x35) & 25.9 (7x27) vs. Ohio State, 12/4/19
Under 30 percent/game: 29.1 (16x55) vs. Boston College, 1/26/22
Under 30 percent/game and won: 29.1 (16x55) vs. Boston College, 1/26/22
Under 35 percent/game and won consecutive games: 34.8 (24x69) vs. Notre Dame, 1/2/21; 34.4 (21x61) at Miami, 1/5/21
Under 40 percent/both halves and won: 37.0 (10x27) and 26.1 6x23) at Virginia, 2/24/24
Made nine or more attempts to begin a half: 9 (2nd) at Portland, 11/23/17
Missed 10 attempts to begin a half: 1st half at Pittsburgh, 1/2/24
Missed more than 10 attempts to begin a half: 15 vs. Georgia Tech, 1/4/20 (first field goal by Garrison Brooks with 6:50 to play in 1st half)
Missed 10 or more consecutive attempts: 10 at Syracuse, 2/13/24
Missed 15 or more consecutive attempts: 17 at Florida State, 2/3/20
Both teams made fewer than 20 field goals: 16 by UNC, 16 by Virginia, 2/24/24
Both teams shot 60 percent in the second half: UNC (78.1, 25x32) and NC State (60.0, 21x35), 2/10/18 in Raleigh
Under 30 percent in the first half and over 60 in the second: at Clemson, 1/30/18 (29.4 in the 1st and 64.3 in the 2nd)

CAROLINA THREE-POINTERS

100 percent (min. 5 att.): Joel Berry II (5x5) vs. Duke, 3/4/17
Made 6 consecutive attempts: Cameron Johnson at Wake Forest, 2/16/19
Made 5/half: Cormac Ryan (1st half) at Virginia, 2/24/24
Made 6/half: ^Caleb Love (1st half) vs. Marquette, 3/17/22 in Fort Worth, Texas
Made 7/half: Wayne Ellington (2nd half) vs. Miami, 1/17/09 (UNC record)
Two players made 6/game: Cameron Johnson and Coby White at Clemson, 3/2/19
Made 5, 6 or 7/game: 7 by RJ Davis vs. Miami, 2/26/24
Made 8/game: Rashad McCants vs. Clemson, 3/2/04 (tied UNC record)
5 or more/consecutive games: RJ Davis-5 vs. Clemson, 2/6/24, and at Miami, 2/10/24
6 or more/consecutive games: Coby White-6 vs. Syracuse, 2/26/19; 6 at Clemson, 3/2/19
Four players made 3 or more: Leaky Black (3), RJ Davis (3), Caleb Love (3), Pete Nance (3) at Florida State, 2/27/23 (only time in UNC history)
Missed every attempt (5 or more): Cormac Ryan (0x6) vs. Clemson, 2/6/24
Multiple 3FGs/23 consecutive games: RJ Davis, Northern Iowa through Virginia Tech, 2023-24 (UNC record)
Eight players made a 3FG: at Wake Forest, 2/16/19
Made 10 or more in a half: 11 at Florida State (1st half), 2/27/23
Made 10, 11 or 12: 12 at Syracuse, 2/13/24
Made 13 or 14: 14 at Florida State, 2/27/23
Made 15: vs. Clemson, 2/11/23
Made 16: at Wake Forest, 2/16/19
Made 17: vs. Florida State, 1/25/95 (UNC record)
Made 10/consecutive games: 11 at Miami, 2/10/24, and 12 at Syracuse, 2/13/24
Made 10/3 consecutive games: ^13 vs. Marquette, 3/17/22 in Fort Worth, Texas; 11 vs. Baylor, 3/19/22 in Fort Worth, Texas; 10 vs. UCLA, 3/25/22 in Philadelphia
Missed 15 consecutive attempts: vs. Miami, 2/13/23
Attempted 30 or more: 31 at Miami, 2/10/24
Attempted 30 or more/consecutive games: 33 vs. Clemson, 2/11/23, and 31 vs. Miami, 2/13/23
Attempted 35 or more: ^35 vs. Marquette, 3/17/22 in Fort Worth, Texas
Did not make a three-pointer: 0 vs. Princeton, 12/13/97 (943 consecutive games with at least one three-pointer through NC State)
No starter made a 3FG: vs. Kentucky, 12/18/21 in Las Vegas (Brady Manek made one)
70 percent (min. 20 att.): 72.7 (16x22) vs. Western Carolina, 12/6/17
60 percent and lost: ^64.7 (11x17) vs. Villanova, 4/4/16 in Houston
Under 10 percent: 8.7 (2x23) at Notre Dame, 2/22/23
Made more 3FGs than 2FGs: at Florida State, 2/27/23 (made 14 3FG and nine 2FG)
Attempted more 3FGs than 2FGs: at Miami, 2/10/24 (28 2FGA, 31 3FGA)
Scored more points from 3FGs than 2FGs and FTs: at Florida State, 2/27/23 (42 points on 3FG, 18 points on 2FG and 17 FT)
Made less than five and won: 2 at Notre Dame, 2/22/23
Made 10 or more and lost: 12 at Syracuse, 2/13/24

CAROLINA FREE THROWS

Made 10 or more: 10 by Armando Bacot vs. Clemson, 2/6/24 (11 attempts)
Made 15 or more: 17 by Garrison Brooks vs. Georgia Tech, 1/4/20 (18 attempts)
Made 20 or more: 20 by Tyler Zeller vs. Maryland, 2/29/12 (23 attempts)
Made 21: York Larese vs. Duke, 12/29/59 in Raleigh (UNC record)
Attempted 20 or more: 23 by Tyler Zeller vs. Maryland, 2/29/12
10 for 10: RJ Davis vs. Arkansas, 11/24/23 in the Bahamas
12 for 12 on the road: Caleb Love at Duke, 3/5/22
14 for 14: RJ Davis vs. NC State, 1/21/23
Made 40 or more in a row: 41 by RJ Davis from 11/23/23-12/16/23 (tied UNC record)
Missed every attempt (more than 5): Garrison Brooks (0x7) vs. Boston College, 2/1/20
100 percent (min. 10 att.): vs. Wisconsin, 11/23/16 in Maui (12x12)
90 percent (min. 30 att.): 92.3 (36x39) vs. NC State, 1/21/23
Under 40 percent: 38.9 (7x18) vs. Louisville, 2/20/21

Under 30 percent: 27.3 (3x11) at Wake Forest, 2/16/19
Made 30 or more: 32 (attempted 38) vs. Tennessee, 11/29/23
Made 40 or more: 41 (attempted 59) vs. Clemson, 1/28/98
Made fewer than five: 2 at Duke, 2/4/23
Made 20 or more in a loss: 21 vs. Kentucky, 12/16/23 in Atlanta
Missed 20 or more: 23 (24x47) vs. Texas, 12/18/13
Missed 25 or more: 26 (22x48) vs. Belmont, 11/17/13
Attempted 50: 50 (made 36) vs. Maryland, 2/15/04
Attempted fewer than five: 3 at Duke, 2/4/23
Made more free throws than field goals: vs. Florida State, 12/2/23 (25 FTs, 24 FGs)
No starter made a free throw: at Wake Forest, 2/16/19
Only one player made a free throw: Armando Bacot at Duke, 2/4/23 (2x2)

CAROLINA REBOUNDS

10 by a guard: RJ Davis vs. Virginia, 2/25/23
More than 10 by a guard: ^12 by RJ Davis vs. Kansas, 4/4/22 in New Orleans
10 or more in consecutive games by a guard: Cole Anthony (11 vs. Notre Dame, 11/6/19; 10 at UNCW, 11/8/19)
10 by a non-starter: Jae'Lyn Withers vs. Louisville, 1/17/24
10 or more in 5 or more straight games: 7 by Armando Bacot, 2023-24
10 or more in 13 straight games: Armando Bacot, 2021-22
10 or more in 15 straight games: John Henson, 2010-11
15, 16 or 17: 17 by Harrison Ingram vs. Virginia Tech, 2/17/24
15 or more/consecutive games: 3 in a row by Armando Bacot (16 at Louisville, 16 vs. Boston College, 18 vs. NC State, 2022-23)
15 or more/5 consecutive games: Armando Bacot (^16 vs. Baylor, ^15 vs. UCLA, ^22 vs. Saint Peter's, ^21 vs. Duke, ^15 vs. Kansas, 2022 NCAA Tournament)
18 or 19: 19 by Harrison Ingram at NC State, 1/10/24
20: Armando Bacot vs. Lehigh, 11/12/23
20 or more/consecutive games: Armando Bacot (^22 vs. Saint Peter's, 3/27/22 in Philadelphia, ^21 vs. Duke, 4/2/22 in New Orleans)
21, 22 or 23: 23 by Armando Bacot vs. James Madison, 11/20/22
24: Sean May vs. Duke, 3/6/05
25 or more: 30 by Rusty Clark vs. Maryland, 2/21/68 (UNC record)
10 offensive: Kennedy Meeks at Clemson, 1/3/17
More than 10 offensive: 12 by Brice Johnson at Duke, March 5, 2016
10 or more in both halves: 11 and 12 by Armando Bacot vs. James Madison, 11/20/22
15 or more/half: ^15 in 1st by Bacot vs. Saint Peter's, 3/27/22 in Philadelphia
40 or more over 3 consecutive games: 43 by Harrison Ingram (17 at Florida State, 13 at Georgia Tech, 13 vs. Duke), 1/22-2/3/2024
50 or more over 3 consecutive games: 50 by Armando Bacot (16 at Louisville, 16 vs. Boston College, 18 vs. NC State) 1/14-21/2022
70 or more over 4 consecutive games: 73 by Armando Bacot (^15 vs. UCLA, ^22 vs. Saint Peter's, ^21 vs. Duke, ^15 vs. Kansas, 2022 NCAA Tournament)
85 or more over 5 consecutive games: 89 by Armando Bacot (^16 vs. Baylor, ^15 vs. UCLA, ^22 vs. Saint Peter's, ^21 vs. Duke, ^15 vs. Kansas, 2022 NCAA Tournament)
Three in double-figures: Armando Bacot (11), Leaky Black (11), Pete Nance (10) at Notre Dame, 2/22/23
Three w/5 or more offensive: Bacot (6), Black (6), Nance (5) at Notre Dame, 2/22/23
50 rebounds in a loss: 50 at Wake Forest, 2/7/23
60 rebounds: vs. Alabama, 11/27/19 in the Bahamas
70 rebounds: 72 vs. Nicholls, 12/19/11
30 offensive rebounds: 31 vs. Nicholls, 12/19/11
One offensive rebound: vs. Pitt, 2/14/16
Fewer than five offensive rebounds: 3 vs. Virginia, 2/25/23
30 second-chance points: vs. Charleston, 11/25/20
35 or more second-chance points: 36 vs. Nicholls, 12/19/11
One second-chance point: at Georgia Tech, 1/29/19
Two second-chance points: at Syracuse, 1/24/23
Rebound margin of 30 or more: +31, 56-25 vs. Elon, 11/20/19
Rebound margin of 35 or more: +35, 58-23 vs. Boston College, 1/9/18

CAROLINA DOUBLE-DOUBLES

In a Half: Harrison Ingram (11 pts/12 reb) 1st half vs. Virginia Tech, 2/17/24
In a Half/Consecutive Games: Armando Bacot (11 pts/10 reb) 1st half at Louisville, 1/14/23; (10 pts/12 reb) 1st half vs. Boston College, 1/17/23
Both halves: Brice Johnson at Florida State, 1/4/16 (11/11 in 1st, 28/12 in 2nd)
Three in a game (points/rebounds): ^Armando Bacot (15/15), Brady Manek (13/13), RJ Davis (15/12) vs. Kansas, 4/4/22 in New Orleans
Four in a game (points/rebounds): Larry Miller (29/10), Charlie Scott (18/14), Rusty Clark (13/13), Bill Bunting (10/11) vs. Clemson, 2/16/68 in Charlotte
Points & rebounds/10 consecutive games: Armando Bacot vs. Furman, Kentucky, App State, Boston College, Notre Dame, Virginia, Georgia Tech, Miami, Wake Forest, Virginia Tech, 12/14/21-1/24/22
40 points/20 rebounds: Billy Cunningham (48/25) vs. Tulane, 12/10/64
35 points/10 rebounds: Garrison Brooks (35/11) vs. Georgia Tech, 1/4/20
30 points/20 rebounds: Brice Johnson (39/23) at Florida State, 1/4/16
30 points/15 rebounds: Luke Maye (30/15) at Duke, 2/20/19
30 points/10 rebounds: Garrison Brooks (35/11) vs. Georgia Tech, 1/4/20
30 points/10 rebounds/5 assists: Cole Anthony (34/11/5) vs. Notre Dame, Nov. 6, 2019
25 points/20 rebounds: Armando Bacot (29/22) vs. Virginia, 1/8/22
25 points/15 rebounds/5 blocks: Armando Bacot at NC State, 2/26/22 (28/18/5)
25 points/10 rebounds/5 assists: Armando Bacot vs. Duke, 2/3/24 (25/10/5)
25 points/10 rebounds/5 3FG: ^Brady Manek vs. Marquette, 3/17/22 in Fort Worth, Texas (28/11/5)
20 points/20 rebounds: Armando Bacot (22/20) vs. Lehigh, 11/12/23

LAST TIME BY TAR HEEL FRESHMEN

Three starters: *Caleb Love, Day'Ron Sharpe and Kerwin Walton vs. Notre Dame, 3/10/21 in Greensboro
Four starters: *Raymond Felton, Rashad McCants, David Noel and Byron Sanders vs. Duke, 3/15/03 in Greensboro
20 Points/Half: 20 (2nd) by Cole Anthony vs. Boston College, 2/1/20
20 Points/Three Consecutive Games: Cole Anthony– 34 vs. Notre Dame, 11/6/19; 20 at UNCW, 11/8/19; 28 vs. Gardner-Webb, 11/15/19
20 Points/Non-Starter: 20 by Walker Kessler vs. Florida State, 2/27/21
More than 20 Points/Non-Starter: 21 by Day'Ron Sharpe vs. Louisville, 2/20/21
20 Points/Two Freshmen: Coby White (27), Nassir Little (23) vs. Virginia Tech, 1/21/19
25 Points: Caleb Love at Duke, 2/6/21
More Than 25 Points: 28 by Cole Anthony vs. Wake Forest, 3/3/20
25 Points/Consecutive Games: Cole Anthony– 25 at Syracuse, 2/29/20, and 28 vs. Wake Forest, 3/3/20
30 Points in College Debut: 34 by Cole Anthony vs. Notre Dame, 11/6/19 (*ACC record*)
30 Points: 34 by Cole Anthony vs. Notre Dame, 11/6/19
40 Points: *40 by Harrison Barnes vs. Clemson, 3/12/11 in Greensboro
70 Combined Points/All Freshmen: *70 by Walker Kessler (16), Caleb Love (15), RJ Davis (14), Day'Ron Sharpe (14), Anthony Harris (8) and Kerwin Walton (3) vs. Notre Dame, 3/10/21 in Greensboro
50 Combined Points/Two Freshmen: Coby White (27) and Nassir Little (23) vs. Virginia Tech, 1/21/19
Only Four Tar Heels in Double Figures: Walker Kessler (20), Kerwin Walton (13), RJ Davis (10), Caleb Love (10) vs. Florida State, 2/27/21
Four in Double Figures: *Walker Kessler (16), Caleb Love (15), RJ Davis (14) and Day'Ron Sharpe (14) vs. Notre Dame, 3/10/21 in Greensboro
Led UNC in Points, Rebounds, Assists: Cole Anthony (16/8/3) at FSU, 2/3/20
Led UNC in Points, Rebounds, Blocks: Walker Kessler (20/8/4) vs. FSU, 2/27/21
Led UNC in Points, Rebounds, Assists, Steals: Cole Anthony (34/11/5/1) vs. Notre Dame, 11/6/19
Led UNC in Points, Rebounds, Blocks, Steals: Armando Bacot vs. Elon (22/14/3/2), 11/20/19
12 Field Goals: Cole Anthony vs. Notre Dame, 11/6/19
13 Field Goals: Tyler Hansbrough vs. Georgia Tech, 2/15/06
14 Field Goals: Antawn Jamison at Maryland, 1/6/96
15 Field Goals: ^J.R. Reid vs. Notre Dame, 3/19/87 in East Rutherford, N.J.
Made 5 or More Three-Pointers in Consecutive Games: Coby White– 6 vs. Syracuse, 2/26/19; 6 at Clemson, 3/2/19
7 Three-Pointers: Cole Anthony at Syracuse, 2/29/20
8 Three-Pointers: Raymond Felton at NC State, 1/26/03
10 or More Free Throws: 14 by Cole Anthony vs. Boston College, 2/1/20
14 Free Throws: Cole Anthony vs. Boston College, 2/1/20
15 Free Throws: *Phil Ford vs. Clemson, 3/7/75 in Greensboro
100% Free Throws (more than 10 attempts): 14x14 by Cole Anthony vs. Boston College, 2/1/20
10 or More Rebounds by a Guard: 11 by Cole Anthony vs. Duke, 2/8/20
10 or More Rebounds by a Guard, Consecutive Games: Cole Anthony– 11 vs. Notre Dame, Nov. 6, 2019; 10 at UNCW, 11/8/19
10 or More Rebounds, Three Consecutive Games: Armando Bacot– 12 vs. Miami, 1/25/20; 11 at NC State, 1/27/20; 10 vs. Boston College, 2/1/20
More than 15 Rebounds: 16 by Day'Ron Sharpe at Miami, 1/5/21
20 Rebounds: by Antawn Jamison at Virginia, 1/17/96
10 Assists: Elliot Cadeau vs. Tennessee, 11/29/23
10 or More Assists/Zero Turnovers: Elliot Cadeau vs. Tennessee, 11/29/23 (10/0)
More Than 10 Assists: ^14 by Kendall Marshall vs. Washington, 3/20/11 in Charlotte
15 or More Assists: 16 by Kendall Marshall vs. Florida State, 2/6/11
Points/Rebounds Double-Double Three Consecutive Games: Armando Bacot – 19/12 vs. Miami, 1/25/20; 11/11 at NC State, 1/27/20; 11/10 vs. Boston College, 2/1/20
Points/Rebounds Double-Double in Consecutive Games by a Guard: Cole Anthony– 34/11 vs. Notre Dame, 11/6/19; 20/10 at UNCW, 11/8/19 (first time a UNC freshman had consecutive 20/10 games)
20 Points/10 Rebounds/5 Blocks: by Armando Bacot (23/12/5) vs. Oregon, 11/29/19 in The Bahamas
15 Points/10 Rebounds/8 Blocks: *Walker Kessler vs. Notre Dame, 3/10/21 in Greensboro (16/12/8)
25 Points/7 Assists: 25/7 by Caleb Love at Duke, 2/6/21
25 Points/10 Rebounds: 25/10 by Day'Ron Sharpe vs. Notre Dame, 1/2/21
30 Points/10 Rebounds: 34/11 by Cole Anthony vs. Notre Dame, 11/6/19
40 Points/10 Rebounds: 40/10 by Tyler Hansbrough vs. Georgia Tech, 2/15/06
Points/Assists Double-Double: ^13 points/14 assists by Kendall Marshall vs. Washington, 3/20/11 in Charlotte
Double-Double in Points & Rebounds with 7 or More Assists: Armando Bacot (19/12/7) vs. Miami, 1/25/20
5 or more Blocked Shots: *8 by Walker Kessler vs. Notre Dame, 3/10/21 in Greensboro
5 Steals: ^Marcus Paige vs. Kansas, 3/24/13 in Kansas City, Mo.
More than 5 Steals: 8 by Tyler Hansbrough vs. UNC Asheville, 12/28/05

* ACC Tournament, ^ NCAA Tournament, ~ NIT

20 points/10 assists/5 steals/0 turnovers: RJ Davis (20/10/5/0) vs. Char. Southern, 12/29/23
First game in career: Day'Ron Sharpe (13 pts/10 reb) vs. Charleston, 11/25/20
By a non-starter: Jae'Lyn Withers (15 pts/10 reb) vs. Louisville, 1/17/24
Points & rebounds by a guard: RJ Davis (16 pts/10 reb) vs. Virginia, 2/25/23
Points & rebounds/consecutive games by a point guard: Cole Anthony (34/11 vs. Notre Dame, 11/6/19; 20/10 at UNCW, 11/8/19)
Points & rebounds with 6 or more assists: Harrison Ingram vs. Arkansas, 11/24/23 in the Bahamas (13/10/6)
Points & rebounds with 7 or more assists: Armando Bacot vs. Miami, 1/25/20 (19/12/7)
Points & assists: RJ Davis (20/10) vs. Charleston Southern, 12/29/23
Points & assists/consecutive games: ^Kendall Marshall (11/10) vs. Vermont, 3/16/12, and (18/11) vs. Creighton, 3/18/12, in Greensboro
Points & assists/3 consecutive games: Kendall Marshall (20/10) at Duke, 3/3/12; (13/12) vs. Maryland, 3/9/12*; and (12/10) vs. NC State, 3/10/12* in Atlanta

CAROLINA TRIPLE-DOUBLES

Pts, rebs, assists: Jason Capel (16/11/10 assists) vs. Buffalo, 12/17/00
Pts, rebs, blocks: Brendan Haywood (18/14/10 blocks) vs. Miami, 12/4/00

CAROLINA ASSISTS

10: RJ Davis vs. Charleston Southern, 12/29/23
10 or more/consecutive games: ^Kendall Marshall– 10 vs. Vermont, 3/16/12; 11 vs. Creighton, 3/18/12 in Greensboro, N.C.
10 or more/three consecutive games: Kendall Marshall– 10 at Duke, 3/3/12; 12 vs. Maryland, 3/9/12* in Atlanta; 10 vs. NC State, 3/10/12* in Atlanta
10 or more assists & no turnovers: RJ Davis vs. Charleston Southern, 12/29/23 (10/0)
More than 10: ^12 by RJ Davis vs. Marquette, 3/17/22 in Fort Worth, Texas
13: Kendall Marshall at NC State, 2/22/2012
14, 15 or 16: 16 by Kendall Marshall at Maryland, 2/4/12
17 or 18: 18 by Raymond Felton vs. George Mason, 12/7/2003 (UNC record)
30 or more: 32 vs. Miami, 1/25/20
Assists on 80 percent of its field goals: 80.8% at Syracuse, 1/24/23 (21 on 26 FG)
Assists on 90 percent of its field goals: 96.8% vs. East Tennessee State, 12/8/12 (30 assists on 31 field goals)
20 or more assists & 5 or fewer turnovers: 20 and 5 vs. Charleston Southern, 12/29/23
Fewer than five: 4 vs. UNCW, 11/7/22
No Tar Heel with more than one assist: vs. NC State, 1/21/23 (five players had one)

CAROLINA TURNOVERS

6: Armando Bacot vs. Kentucky, 12/16/23 in Atlanta
7: Caleb Love vs. Louisville, 2/21/22
8: Marcus Paige at Maryland, 3/6/13
15 or more/half: 15 (1st) at Georgia Tech, 2/16/10
20 and won: ^21 vs. Baylor, 3/19/22 in Fort Worth, Texas
20 and won on the road: at Miami, 1/5/21
More than 20 and won on the road: 23 at NC State, 1/8/19
25 or more/game: 26 at Clemson, 1/13/10
Fewer than 5: 2 vs. Duke, 2/8/18 (tied school record)
Opponent scored 0 points off UNC turnovers: Fairfield, 11/15/15 (10 UNC turnovers)
Opponent scored 1 point off UNC turnovers: Duke, 2/8/18 (2 UNC turnovers)
Opponent scored fewer than five points off UNC turnovers: 4 by Gardner-Webb, 11/15/22 (10 UNC turnovers)
Opponent scored 30 points off UNC turnovers: 30 at Miami, 1/18/22 (14 UNC turnovers)
Opponent scored more than 30 points off UNC turnovers: 31 by Texas, 11/22/18 in Las Vegas (17 UNC turnovers)

CAROLINA BLOCKED SHOTS

Two Tar Heels w/4 or more: Leaky Black (4) and Pete Nance (4) vs. Virginia, 2/25/23
5 or 6: 6 by Armando Bacot vs. Florida State, 12/2/23
7 or 8: *8 by Walker Kessler vs. Notre Dame, 3/10/21 in Greensboro
9: John Henson vs. Michigan State, 11/11/2011 on USS Carl Vinson in San Diego
10: Brendan Haywood vs. Miami, 12/4/00 (UNC record)
UNC blocked 10: at Virginia, 2/24/24
More than 10: *12 vs. Notre Dame, 3/10/21 in Greensboro
15: vs. Northern Kentucky, 12/27/13

CAROLINA STEALS

5: RJ Davis vs. Syracuse, 1/13/24
6: Marcus Paige at Georgia Tech, 3/3/15
7 or 8: ^8 by Ty Lawson vs. Michigan State, 4/6/09 in Detroit
9: Derrick Phelps at Georgia Tech, 2/2/1992 (UNC record)
UNC made 10: vs. Miami, 2/26/24
UNC made more than 10: 13 vs. Syracuse, 1/13/24
UNC made 15 or more: 16 vs. Tennessee Tech, 11/16/18
UNC made 20: vs. UNC Asheville, 12/28/05

CAROLINA MISCELLANEOUS (UNC scores listed first)

Led UNC in points, rebounds and assists: RJ Davis vs. Kentucky, 12/16/23 in Atlanta (27 points, 7 rebounds, 4 assists)
Led UNC in points, rebounds, assists and blocks: Armando Bacot vs. Boston College, 1/17/23 (20 points, 16 rebounds, 3 assists, 1 blocks)
Led UNC in points, rebounds, assists and steals: ^Armando Bacot vs. Kansas, 4/4/22 in New Orleans (15 points, 15 rebounds, 2 assists, 1 steal)
Game-tying shot w/0.00 on the clock to force overtime: Pete Nance vs. Ohio State, 12/17/22 in New York, N.Y. (UNC won 89-84 in overtime)
Game-winning shot w/0.00 on the clock: *Tyler Zeller vs. Miami, 3/11/11 in Greensboro

Attempted 40 or more: 43 at Iowa, 12/8/20
60 percent (min. 10 att.): 62.5 (10x16) at Duke, 2/18/15
65 percent (min. 10 att.): 66.7 (8x12) at Illinois, 11/30/10
Less than 10 percent (min. 10 att.): 5.6 (1x18) at Clemson, 1/6/24
Made 14 and lost: Miami, 2/26/24
Made 15 or more and lost: 15 at Louisville, 2/1/22
Made less than five and won: *4 by Virginia, 3/9/23 in Greensboro
Made more 3FG than two-pointers: Miami, 2/26/24 (14 3FGs, 10 2FGs)
Made 40% 3FGs & Under 40% 2FGs: Miami, 2/26/24 (46.7% 3FGs, 32.3% 2FGs)
Attempted more 3FG than two-pointers: at Portland, 11/24/22 (32 3FGA, 26 2FGA)

OPPONENTS FREE THROWS

Made 10: Otega Oweh, Oklahoma, 12/20/23 in Charlotte
Made 20: 23 by Tyree Appleby at Wake Forest, 2/7/23 (ACC record)
Attempted 20: 28 by Tyree Appleby at Wake Forest, 2/7/23 (ACC record)
Made & Attempted 20/Half: 21x26 in 2nd by Tyree Appleby at Wake Forest, 2/7/23
10x10: Tre Jones at Duke, 3/7/20
Better than 10x10: ^12x12 by Tyler Dorsey, Oregon, 4/1/17 in Phoenix
100 percent (min. 10): 100.0 (12x12) by NC State, 1/21/23
100 percent (min. 30): 100.0 (32x32) at Wake Forest, 1/15/05
At least 95 percent, 20 or more attempts: 96.3 (26x27) at Florida State, 1/16/21
At least 85 percent, 30 or more attempts: 88.9 (32x36), Villanova, 11/23/23 in Bahamas
Under 30 percent: 27.3 (3x11) by NC State, 1/8/17
Under 40 percent: 30.8 (4x13) by Louisville, 2/22/17
Under 50 percent and won: ^47.1 (8x17) by Auburn, 3/29/19 in Kansas City, Mo.
Made 30 or more: 32 by Villanova, 11/23/23 in the Bahamas
Made 25 or more in a UNC win: 25 at Boston College, 1/20/24 (25x29)
Made one: The Citadel, 12/13/22
Made fewer than five: 4 by Florida State, 12/2/23
Made five or fewer and won: 4 by Tennessee, 11/21/21 in Uncasville, Conn.
Attempted 40 or more: 42 at Wake Forest, 2/7/23
Attempted fewer than five: 4 by Lehigh, 11/12/23
Missed 20 or more: *20 (21x41) by Pittsburgh, 3/14/14 in Greensboro
Only one player attempted: Jordan Taylor, Wisconsin (3x6), 11/30/11
Made more free throws than field goals: at Boston College, 1/20/24 (25 FTs, 19 FGs)

OPPONENTS REBOUNDS

10 by a guard: 11 by Matthew Cleveland, Miami, 2/26/24
16: Charles Bediako, Alabama, 11/27/22 in Portland, Ore. (4 OT)
17: T.J. Bickerstaff, Boston College, 1/26/22
18 or 19: 19 by John Mooney, Notre Dame, 1/15/19
20 or more: *21 by Talib Zanna, Pittsburgh, 3/14/14 in Greensboro
10 offensive: 10 by Kerry Blackshear, Virginia Tech, 1/21/19
Two players with 15 or more: 15 by Damion James and 15 by Dexter Pittman, Texas, 12/19/09 in Arlington, Texas
Three players in double-figures: ^Joey Lynch-Flohr (11), Artsiom Parakhouski (10) and Eric Hall (10), Radford, 3/19/09 in Greensboro
50 rebounds: 58 by Alabama, 11/27/22 in Portland, Ore. (4 OT)
50 rebounds in a 40-minute game: ^50 by Texas A&M, 3/18/18 in Charlotte
60 rebounds: 60 by Texas, 12/19/09 in Arlington, Texas
Fewer than 20 rebounds: ^15 by Notre Dame, 3/27/16 in Philadelphia
25 offensive rebounds: 29 by Butler, 11/26/14 in the Bahamas
20 second-chance points: 21 at Iowa, 12/8/20
One offensive rebound: Georgia Tech, 12/10/22
Zero second-chance points: Georgia Tech, 12/10/22
One second-chance point: at Pittsburgh, 1/2/24
Outrebounded UNC/3consecutive games: UConn (33-43), 12/5/23 in New York; Kentucky (32-42), 12/16/23 in Atlanta; Oklahoma (34-41), 12/20/23 in Charlotte
Outrebounded UNC by 10 or more/consecutive games: UConn (33-43), 12/5/23 in New York; Kentucky (32-42), 12/16/23 in Atlanta
Outrebounded UNC by 15 or more: 16 (24-40) by Duke, 2/5/22
More offensive rebounds than UNC had defensive: Butler in The Bahamas, 11/26/14 (Butler 29 offensive, UNC 26 defensive)

OPPONENTS DOUBLE-DOUBLES

20 points/15 rebounds: 21/15 by Marvin Bagley III at Duke, 3/3/18
30 points/10 rebounds: 34/10, Eric Dixon, Villanova, 11/23/23 in the Bahamas
Points & rebounds w/5 or more assists: 22/10/6 by Jaden Ivy, Purdue, 11/20/21 in Uncasville, Conn.
Points & rebounds w/7 or more assists: 17/10/7 by Dwayne Sutton, Louisville, 1/12/19
Points & rebounds w/5 or more blocks: 23/11/5 by Quincy Guerrier, Syracuse, 1/12/21
Points & rebounds w/5 or more steals: 16/11/5 by Ian Schieffelin at Clemson, 1/6/24
30 points/10 assists: Tyree Appleby at Wake Forest, 2/7/23 (33 points/11 assists)
Three players: Lorenzo Brown (12 pts/12 assists), Richard Howell (13 pts/17 reb) and TJ Warren (10 pts, 10 reb), NC State, 2/23/13
Player had three in one season: Marvin Bagley III, Duke, 2018

OPPONENTS TRIPLE DOUBLE

Greivis Vasquez at Maryland, 2/21/09 (35 pts/11 reb/10 assists) (first in ACC game)

OPPONENTS ASSISTS

11: Tyree Appleby at Wake Forest, 2/7/23
12: by Melo Trimble, Maryland, 12/1/15
13: *by Luke Loucks, Florida State, 3/11/12 in Atlanta
15 or more: 17 by Kenny Anderson at Georgia Tech, 2/1/90
10 or more assists and no turnovers: Cameron Wright (10 assists) at Pitt, 2/14/15

25 or more: 25 by UConn, 12/5/23 in New York
30 or more: 30 at Pittsburgh, 2/14/15
Fewer than 5: 3 by Wake Forest, 1/22/24
Assists on 80% of its field goals: 84.2% at Virginia, 2/13/21 (16 assists on 19 FGs)

OPPONENTS TURNOVERS

7: Femi Odukale, Pittsburgh, 2/16/22
8: Ky Bowman at Boston College, 1/21/17
10: Evan Turner, Ohio State, 11/19/09 in New York, N.Y.
20 or more and won: 22 by Alabama, 11/27/22 in Portland, Ore. (4 OT)
25: UNCW, 12/5/18
30 or more: 32 by South Carolina State, 11/20/07
2: at NC State, 2/19/23
5 or fewer in a UNC win: 4 at Boston College, 1/20/24 (UNC won, 76-66)
UNC scored 0 points off oppt. turnovers: 0 vs. Virginia, 2/25/23 (UNC won, 71-63)
UNC scored 25 or more points off oppt. turnovers: 25 vs. Northern Iowa, 11/22/23 in the Bahamas (17 turnovers)
UNC scored 30 or more points off oppt. turnovers: 32 vs. Wake Forest (1/4/23) (15 turnovers)
UNC scored 35 points off oppt. turnovers: 37 vs. NC State, 1/8/17 (off 26 turnovers)

OPPONENTS BLOCKS

5: *Kadin Shedrick, Virginia, 3/9/23 in Greensboro
6, 7 or 8: 8 by Dereck Lively II at Duke, 2/4/23
10 or more: 11 at Duke, 2/4/23

OPPONENTS STEALS

5: Ian Schieffelin at Clemson, 1/6/24
6: Scottie Barnes, Florida State, 2/27/21
7 or 8: 8 by Ashton Hagans, Kentucky, 12/22/18 in Chicago
15 or more: 15 at Syracuse, 3/1/21
20 or more: 20 at Clemson, 1/17/07

OPPONENTS MISCELLANEOUS (UNC scores listed first)

Led team in scoring, rebounds and assists: Tyree Appleby at Wake Forest, 2/7/23 (33 points/7 rebounds/11 assists)
Led team in scoring, rebounds, assists and blocks: Quinten Post, Boston College, 1/17/23 (17 points/5 rebounds/1 assist/1 block)
Led team in scoring, rebounds, assists and steals: Jake LaRivia at Wake Forest, 1/22/22 (31 points/10 rebounds/4 assists/3 steals)
Led team in scoring, rebounds, assists, blocks and steals: Amir Simms, Clemson, 1/11/20 (20 points, 8 rebounds, 6 assists, 4 blocks, 3 steals)
Four-point play: Eric Dixon, Villanova, 11/23/23 in the Bahamas
Game-winning shot with no time left: Wendell Moore, Duke, 2/8/20 (in OT)
Game-winning shot less than a second left: Matt Coleman III, Texas, 12/2/20 in Asheville (0.1 second to play)
Game-winning shot less than five seconds left: Nate Laszewski at Notre Dame, 2/17/20 (3FG with 2.4 seconds to play)
Game-winning shot less than 10 seconds left: Naithan George at Georgia Tech, 1/30/24 (7.7 seconds to play)
Game-tying shot w/0:00 on the clock to force overtime: Tre Jones, Duke, 2/8/20
Hit a shot from other side of halfcourt: Louis Dabney, Tulane, 12/16/15, to end first half
Winning free throws with less than 30 seconds to play: Pittsburgh's Jamarius Burton made two with 3.6 seconds to play, won 64-65, 2/1/23
Trailed at the half and won: Villanova, 11/23/23 in the Bahamas
Trailed by 10 or more with less than four minutes to play and won: Duke, 2/8/20 (Duke trailed 77-64 with 3:55 to play, won 96-98 in OT)
Trailed by 10 or more with less than two minutes to play and won: Clemson, 1/11/20 (Clemson trailed 68-58 with 1:56 to play, won 76-79 in overtime)
Trailed by more than 15 and won: ^16 by Kansas, 4/4/22 in New Orleans (KU trailed 38-22, won 69-72)
Trailed by 20 or more and won: 24 at Florida State, 1/22/04 (FSU trailed 42-18 in first half, won 81-90 in overtime)
Trailed by 20 and took the lead: at Virginia Tech, 1/24/16 (UNC led 36-16; VT took a 59-61 lead but UNC won 75-70)
Trailed by 25 and forced overtime: ^UNC led Baylor, 67-42, with 10:09 to play; game went to overtime tied at 80 and UNC won, 93-86, 3/19/22 in Fort Worth, Texas
Led Carolina by 20 or more at halftime: 22 at Wake Forest (25-47), 2/7/23
Led Carolina by 20 or more at halftime in Chapel Hill: 20 by Georgia Tech (27-47), 1/4/20
Led Carolina by 25 or more at halftime: 27 at Miami (22-49), 1/18/22
Led Carolina by 35: Kentucky (63-98), 12/18/21 in Las Vegas
Led Carolina by more than 35: 36 at Duke (37-73), 3/6/10
Scored more than 15 straight: 17-0 run at Louisville, 2/22/20
Scored 19 straight: 19-0 run by Michigan, 11/28/19 in The Bahamas
Scored first 10 points: UNLV led 0-13, 11/30/20 in Asheville (UNC won, 78-51)
Scored first 14 points: *Miami led 0-14 in Brooklyn, 3/8/18 (UNC won, 82-65)
Outscored UNC by more than 20 in a half: 22 at Wake Forest, 2/7/23 (25-47, 1st half)
Outscored UNC by more than 20 in a half in Chapel Hill: 23 by Ohio State, 12/4/19 (22-45, 2nd half)
Outscored UNC by more than 25 in a half: 27 at Miami, 1/18/22 (22-49, 1st half)
25 fastbreak points: at NC State, 2/19/23
30 fastbreak points: at Wake Forest, 1/22/22
Zero fastbreak points: Wake Forest, 1/22/24
Committed 30 fouls: Kentucky, 12/19/20 in Cleveland
Played 50 minutes: 55:03 by Mark Sears, Alabama, 11/27/22 in Portland, Ore. (4 OT)

* ACC Tournament, ^ NCAA Tournament



CAROLINA: BY THE NUMBERS



- 1 Carolina has been ranked **No. 1 in the final Associated Press poll** six times, the fourth most in college basketball history (1957, 1982, 1984, 1994, 1998 and 2008).
- 1 **First overall selection** in NBA Drafts (James Worthy 1982 and Brad Daugherty 1986).
- 1 Marvin Williams was the first player to leave college after one year, play in the NBA and **return to college to earn his degree**.
- 2 Hubert Davis is the second individual to **play in a Final Four and be the head coach of the same school in the Final Four** (Dick Harp of Kansas is the other; Harp was also an administrative assistant to Dean Smith when Davis was a freshman at UNC in 1988-89).
- 2 Danny Green and LeBron James are the only two players in NBA history to **start for three different teams that won NBA championships** (Green in 2014 San Antonio, 2019 Toronto and 2020 Los Angeles Lakers).
- 2.4 **Average ACC regular-season finish**, best all-time.
- 3 **Bob Cousy Award** winners (Raymond Felton 2005, Ty Lawson 2008, Kendall Marshall 2012). UNC is the only school with three.
- 3 & 5 Roy Williams won the **third-most games by a Division I coach** in NCAA history (903). Dean Smith is fifth (879).
- 4 Tar Heel players with **NCAA and NBA championships** (James Worthy, Michael Jordan, Danny Green, Justin Jackson).
- 4 **Hubert Davis** is the fourth former Carolina player to be head coach of the Tar Heels (Reynolds Cuthbertson, Monk McDonald, Matt Doherty and Davis).
- 4 Tyler Hansbrough is the only player in ACC history to earn **first-team All-America honors four times**.
- 4 **NBA Draft Lottery** picks in 2005. Carolina was the first school to have four Lottery picks in the same draft.
- 4 Luke Maye, Marcus Paige, Tyler Zeller and Henrik Rodl won **Academic All-ACC honors four times** among the 67 occasions Tar Heels have earned that distinction (**RJ Davis** in 2023).
- 5 **Most Outstanding Players in the Final Four** (James Worthy in 1982, Donald Williams in 1993, Sean May in 2005, Wayne Ellington in 2009, Joel Berry II in 2017).
- 5 **NBA Rookies of the Year** (Bob McAdoo, Walter Davis, Phil Ford, Michael Jordan, Vince Carter).
- 6 Tyler Zeller (2011, 2012), Marcus Paige (2015, 2016) and Luke Maye (2018, 2019) have won six **Skip Prosser Awards**, given to the ACC's top scholar-athlete.
- 6 **National Coaches of the Year** (Frank McGuire in 1957, Dean Smith four times, Bill Guthridge in 1998, Matt Doherty in 2001, Roy Williams five times, Hubert Davis 2022).
- 7 **National Championships** (NCAA Tournament titles won in 1957, 1982, 1993, 2005, 2009 and 2017 and the 1924 team that was selected by the Helms Foundation)
- 7 Carolina is 7-0 in games matching the **No. 1 vs. No. 2** teams in the Associated Press poll (most recent, 2005 NCAA final when No. 2 UNC beat No. 1 Illinois).
- 7 James Worthy is one of seven to win **Final Four & NBA Finals MVP honors** w/ Kareem Abdul-Jabbar, Wilt Chamberlain, Magic Johnson, Hakeem Olajuwon, Isiah Thomas and Bill Walton.
- 8 **Retired jerseys/number**: 10 Lennie Rosenbluth, 12 Phil Ford, 20 George Glamack, 23 Michael Jordan, 33 Antawn Jamison, 50 Tyler Hansbrough, 52 James Worthy and Jack Cobb (no number).
- 8 **ACC Player-of-the-Week** awards won by Tyler Hansbrough in 2007-08, most in a season in league history.
- 8 Ty Lawson set the **NCAA championship game record** with eight steals in 2009 vs. Michigan State.
- 9 **NCAA Tournament wins over No. 1 seeds** (including Baylor in 2022), which ties the all-time NCAA Tournament record.
- 9 **ACC Rookies of the Year** (Sam Perkins 1981, Michael Jordan 1982, J.R. Reid 1987, Ed Cota 1997, Joseph Forte 2000, Marvin Williams 2005, Tyler Hansbrough 2006, Brandan Wright 2007, Harrison Barnes 2011)
- 9 **Nine consecutive decades** with at least one appearance in the Final Four (1940s through 2020s) and championship game.
- 10 **Gold medals** won by Tar Heels in the Summer Olympics, more than any other school.
- 10 **First-team Academic All-Americans**, including Tyler Zeller in 2011 and 2012, when he was the National Academic All-America of the Year, and Marcus Paige in 2016. That's the sixth-most in college basketball history.
- 10 School records (assists, free throw shooting and three-point shooting) held by current assistant coach **Jeff Lebo** when he concluded his Tar Heel playing career in 1989.
- 11 **Final Fours** by Dean Smith, third most all-time.
- 12 **Naismith Basketball Hall of Famers** (Ben Carnevale, Frank McGuire, Larry Brown, Dean Smith, Billy Cunningham, Bob McAdoo, James Worthy, Roy Williams, Michael Jordan, Charlie Scott, Bobby Jones and George Karl).
- 12 **NCAA championship games**, second most all-time.
- 12 **ACC Player-of-the-Week** honors won by Antawn Jamison, which equals the ACC record.
- 13 **National Players of the Year** (Jack Cobb 1926, George Glamack 1940 and 1941, Lennie Rosenbluth 1957, Phil Ford 1978, James Worthy 1982, Michael Jordan 1983 and 1984, Kenny Smith 1987, Jerry Stackhouse 1995, Antawn Jamison 1998, Sean May 2005, Tyler Hansbrough 2008).
- 14 Tar Heels have played in the **Summer Olympics**, including Michael Jordan, who won gold medals in 1984 and 1992.
- 14 **Wins over the No. 1** team in the Associated Press poll, most in college basketball history.
- 15 **ACC Players of the Year** (Lennie Rosenbluth 1957, Pete Brennan 1958, Lee Shaffer 1960, Billy Cunningham 1965, Larry Miller 1967 and 1968, Mitch Kupchak 1976, Phil Ford 1978, Michael Jordan 1984, Antawn Jamison 1998, Joseph Forte 2001, Tyler Hansbrough 2008, Ty Lawson 2009, Tyler Zeller 2012, Justin Jackson 2017).
- 17 **NCAA Tournament No. 1 seeds**, more than any school in college basketball (1979, 1982, 1984, 1987, 1991, 1993, 1994, 1997, 1998, 2005, 2007, 2008, 2009, 2012, 2016, 2017, 2019).
- 17 **Record number of regular-season ACC titles** won by Dean Smith.
- 18 **ACC Tournament championships**, second most in ACC history.

- 19 Tar Heels have won **multiple first-team All-ACC** honors, including Armando Bacot in 2022 and 2023.
- 20 Joel Berry II became the first player since UCLA's Bill Walton (in 1972 and 1973) to **score 20 points in consecutive NCAA title games** (20 vs. Villanova in 2016 and 22 vs. Gonzaga in 2017).
- 21 **Final Fours**, most all-time (1946, 1957, 1967, 1968, 1969, 1972, 1977, 1981, 1982, 1991, 1993, 1995, 1997, 1998, 2000, 2005, 2008, 2009, 2016, 2017, 2022).
- 21 Carolina's halftime lead over Michigan State in the 2009 NCAA title game, the **largest halftime margin in NCAA finals** history.
- 22 **NBA-record seasons played** by Vince Carter.
- 23 **Michael Jordan**: six-time NBA champion and NBA Finals MVP, five-time MVP, ESPN's Greatest Athlete of the 20th Century
- 24 **AP poll finishes in the top five**, tied for the second most all-time.
- 25 Carolina has **won 25** or more games an NCAA-record 39 times.
- 25 Donald Williams is the last player in college basketball to score **25 points in the national semifinal (1993 vs. Kansas) and championship game** (vs. Michigan).
- 27 **Consensus first-team All-America** seasons, tied for the second most all-time (most recent Justin Jackson in 2017).
- 30 **Sweet 16s**, most in NCAA history (NCAA began calling the regional semifinals Sweet 16s in 1975; UNC has played in 37 regional semifinals, including 2022).
- 31 **Armando Bacot's double-doubles** in 2021-22, an ACC record which tied Navy's David Robinson NCAA single-season record.
- 32 **ACC regular-season championships**, 12 more than any other school.
- 32 The 1956-57 Tar Heels went 32-0 to win the first of UNC's six NCAA championships. The 32 wins ties the **NCAA record for wins in a perfect season** (with Indiana 1975-76).
- 34 Cole Anthony's points in his 2019-20 debut vs. Notre Dame, the **ACC scoring record for a player's first collegiate game**.
- 34 Bill Guthridge, in his first season as head coach after 30 as an assistant to Dean Smith, won 34 games in 1997-98, the **NCAA record for wins by a first-year head coach**.
- 35 **ACC Tournament championship game** appearances, tied for the most all-time (35 finals in 69 ACC Tournaments).
- 35 **Consecutive post-season appearances** from 1967-2001, most all-time.
- 36 **NBA championships** won by 18 former Tar Heel players (24 more than any other ACC school through the 2023 NBA Finals).
- 38 **AP poll finishes in the top 10**, third most all-time.
- 38 **Regular-season conference championships** (32 ACC, six Southern), tied for the third most all-time.
- 39 Tar Heels have earned **first-team All-America** honors 63 times.
- 39 Al Wood's points vs. Virginia in 1981 Final Four, the **NCAA record for the national semifinals**.
- 40 **Consecutive double-doubles** by Billy Cunningham, the ACC record and second-longest streak in college basketball history.
- 42 **Smith Center-record points by RJ Davis** vs. Miami on 2/26/2024.
- 51 **Seasons ranked in the final AP poll**, tied for the second most all-time.
- 52 **NCAA Tournament appearances**, second most all-time.
- 53 **Jerseys of former players that hang in the rafters** of the Dean E. Smith Center. Eight numbers are retired, 45 are honored.
- 54 **First-round NBA Draft picks**, second most all-time.
- 59 **Consecutive home wins** over Clemson before a loss, the longest streak in college basketball history.
- 63.7 Brendan Haywood's **career field goal percentage**, the ACC record.
- 72.8 **NCAA Tournament winning percentage**, second highest all-time.
- 73.4 **Winning percentage**, second highest all-time.
- 79 **NCAA Tournament wins for Roy Williams**, second-most in college basketball history. Dean Smith is third with 65.
- 80 **First-team All-ACC** selections by 52 Tar Heels. The 80 first-team honors are the most in ACC history.
- 81 **1,000-point scorers**, most in college basketball history.
- 82 UNC-record **double-doubles** by Armando Bacot, third most in ACC history and seventh-most in NCAA history.
- 84.1 **Home court winning percentage** (1,050-198 all-time home record).
- 106 **ACC Tournament wins**, second most all-time.
- 113 **Weeks ranked No. 1** in the AP poll, the fourth-most all-time.
- 123 **Wins in games played** by Danny Green from 2005-09, most by a Tar Heel.
- 131 **NCAA Tournament wins**, the most in college basketball history. Only four other programs have played in more NCAA Tournament games than UNC has won.
- 133 **Double-figure scoring games** by Tyler Hansbrough, the all-time ACC record.
- 161 UNC-record **games played** by Armando Bacot (ties ACC record).
- 178 **NCAA Tournament games**, second most all-time.
- 179 Tar Heel **players in the Final Four**, more than any other school in NCAA history.
- 511 Rebounds by **Armando Bacot** in 2021-22, the UNC single-season record and fourth-most in ACC history (most since 1956).
- 702 Weeks in **AP top 10**, third most in college basketball history
- 756 **ACC regular-season wins**, No. 1 all-time.
- 879 Wins by **Dean Smith**, which set the NCAA record in 1997 (since broken).
- 903 Wins by **Roy Williams**, third-most by a Division I coach in college basketball history.
- 954 **Weeks in the AP poll**, second most in college basketball history.
- 982 **NCAA record free throws made** by Tyler Hansbrough.
- 1,000 Ed Cota is the **only player in college basketball history** with 1,000 points, 1,000 assists and 500 rebounds.
- 1,635 UNC-record for **career rebounds** by Armando Bacot, the second-most in ACC history and 13th most in NCAA history.
- 2,366 **Wins**, ACC best and third most in college basketball history.
- 2,872 **ACC scoring record** by Tyler Hansbrough.



SINGLE-GAME UNC RECORDS



CATEGORY	ALL-TIME	ACC (REGULAR SEASON OR TOURNAMENT)	SMITH CENTER
Field Goals	57 vs. Manhattan 12/27/1985 in Miami	51 vs. Virginia 2/6/1968	53 vs. VMI 12/17/1994
Field Goal Attempts	102 vs. Clemson 12/4/1954	102 vs. Clemson 12/4/1954	90 vs. Wake Forest 12/20/2003 (3 OT)
FG Percentage	.790 vs. Loyola Marymount 3/19/1988 (49x62) in Salt Lake City	.767 at Virginia 1/7/1978 (33x43)	.754 vs. Old Dominion 12/1/1992 (43x57)
FG Pct. in a Half	.941 at Virginia, 2nd half 1/7/1978	.941 at Virginia, 2nd half 1/7/1978 (16x17)	.857 vs. Old Dominion, 2nd half 12/1/1992 (24x28)
3-Point Field Goals	17 vs. Florida State 1/25/1995	17 vs. Florida State 1/25/1995	17 vs. Florida State 1/25/1995
3-Point Attempts	36 vs. Syracuse 2/28/2022 (OT)	36 vs. Syracuse 2/28/22 (OT)	36 vs. Syracuse 2/28/22 (OT)
3-Point Pct. (min. 5 made)	.889 vs. Stetson 12/3/1986 (8x9)	.857 at Virginia 1/14/1987 (6x7)	.889 vs. Stetson 12/3/1986 (8x9)
3-Point Pct. (min. 10 made)	.800 at Duke 3/5/1983 (12x15)	.800 at Duke 3/5/1983 (12x15)	.733 vs. Wake Forest 2/22/2014 (11x15)
3-Point Pct. (min. 10 att.)	.800 at Duke 3/5/1983 (12x15)	.800 at Duke 3/5/1983 (12x15)	.733 vs. Wake Forest 2/22/2014 (11x15)
3-Point Pct. (min. 20 att.)	.727 vs. Western Carolina 12/6/2017 (16x22)	.680 vs. Florida State 1/25/1995 (17x25)	.727 vs. Western Carolina 12/6/2017 (16x22)
Free Throws Made	43 vs. South Carolina 12/5/1959 43 at NC State 1/15/1957	43 vs. South Carolina 12/5/1959 43 at NC State 1/15/1957	41 vs. Clemson 1/28/1998
Free Throw Attempts	59 vs. Clemson 1/28/1998 59 at Clemson 1/14/1956	59 vs. Clemson 1/28/1998 59 at Clemson 1/14/1956	59 vs. Clemson 1/28/1998
Free Throw Pct. (min. 10 att.)	1.000 vs. Duke 3/7/2015 (13x13) 1.000 vs. LSU 2/10/1985 (13x13)	1.000 vs. Duke 3/7/2015 (13x13)	1.000 vs. Duke 3/7/2015 (13x13)
Free Throw Pct. (min. 20 att.)	.964 vs. Niagara 12/30/78 (27x28) in Rochester	*.958 vs. NC State 3/11/2007 (23x24) in Tampa	.950 vs. Maryland 2/10/2001 (19x20)
Free Throw Pct. (min. 30 att.)	.923 vs. NC State 1/21/23 (36x39)	.923 vs. NC State 1/21/23 (36x39)	.923 vs. NC State 1/21/23 (36x39)
Offensive Rebs.(since 1986-87)	32 at Pittsburgh 12/20/1993	28 vs. Boston College 1/4/2009	28 vs. Boston College 1/4/2009
Defensive Rebs. (since 1986-87)	47 vs. Loyola Marymount ^3/19/1988 in Salt Lake City, Utah	41 vs. Virginia 1/21/1999	41 vs. Virginia 1/21/1999
Total Rebounds	78 vs. Furman 12/4/1956	74 vs. Clemson 2/16/1968 in Charlotte	72 vs. Nicholls 12/19/2011
Assists (since 1968-69)	41 vs. Manhattan 12/27/85 in Miami 41 vs. Rice 12/2/1971	33 vs. Virginia 2/23/1974	37 vs. VMI 12/17/1994
Turnovers	39 at Indiana 12/12/1964	34 at NC State 2/15/1966	29 vs. Miami 12/4/2000
Fewest Turnovers (since 1981-82)	2 vs. Duke 2/8/2018 ^2 vs. Fairfield 3/13/1997 in Winston-Salem	2 vs. Duke 2/8/2018	2 vs. Duke 2/8/2018
Blocked Shots (since 1975-76)	18 vs. Stanford 12/20/1985	15 at Duke 3/8/2008	15 vs. Northern Kentucky 12/27/2013
Steals	23 at Tulane 2/14/1976	21 vs. Clemson 1/5/1977 in Greensboro	21 vs. The Citadel 1/24/1991
Points	129 vs. VMI 12/17/1994 129 vs. Manhattan 12/27/1985 in Miami	115, three times last: at Clemson, 1/13/1968	129 vs. VMI 12/17/1994
Points in a Half	77 vs. VMI, 2nd half 12/17/1994	70 vs. Clemson, 2nd half 1/28/1987 70 vs. South Carolina, 2nd half 2/7/1966	77 vs. VMI, 2nd half 12/17/1994
Scoring Margin	84 vs. Manhattan (129-45) 12/27/1985 in Miami	51 vs. NC State (107-56) 1/8/2017	68 vs. The Citadel (118-50) 2/18/1991
Halftime Lead	47 vs. Florida Atlantic 12/19/2006 (65-18, UNC)		47 vs. Florida Atlantic 12/19/2006 (65-18, UNC)

^ NCAA Tournament

* ACC Tournament



SINGLE-GAME PLAYER RECORDS



CATEGORY	ALL-TIME	ACC (REGULAR SEASON OR TOURNAMENT)	SMITH CENTER
Field Goals	21 by Billy Cunningham vs. Tulane 12/10/1964	19 by Charlie Scott vs. Wake Forest 1/17/1970 *19 by Lennie Rosenbluth vs. Clemson 3/7/1957 in Raleigh	16 by Antawn Jamison vs. Maryland 2/14/1998
Field Goal Attempts	^43 by Lennie Rosenbluth vs. Michigan State, 3/22/1957 in Kansas City	34 by Billy Cunningham, at Wake Forest 1/6/65	24 three times last: Cole Anthony vs. Notre Dame, 11/6/19
FG Percentage (min. 10 att.)	1.000 by three players most attempts: 13x13 by Brad Daugherty vs. UCLA 11/24/1985	1.000 by two players most attempts: 12x12 by Scott Williams vs. Virginia 1/13/1990	1.000 by Scott Williams vs. Virginia 12x12, 1/13/1990
3-Point Field Goals	8 by six players last: Rashad McCants vs. Clemson 3/2/2004	8 by five players last: Rashad McCants vs. Clemson 3/2/2004	8 by Rashad McCants vs. Clemson 3/2/2004 8 by Dante Calabria vs. Florida State, 1/25/1995
3-Point Attempts	14 six times last: Rashad McCants at Florida State 1/22/2004	14 three times last: Rashad McCants at Florida State 1/22/2004	14 four times last: Shammond Williams vs. Maryland 1/8/1997
3-Point Pct. (min. 5 made)	1.000 five times most attempts: 6x6 *Jason Capel vs. Clemson 3/9/2001 in Atlanta	1.000 three times most attempts: 6x6 *Jason Capel vs. Clemson 3/9/2001 in Atlanta	1.000 by Joel Berry II vs. Duke 3/4/2017 (5x5)
Free Throws Made	21 by York Larese vs. Duke 12/29/1959 in Raleigh	20 by Tyler Zeller vs. Maryland 2/29/2012	20 by Tyler Zeller vs. Maryland 2/29/2012
Free Throw Attempts	24 by Billy Cunningham vs. Maryland 1/13/1964 24 by Lennie Rosenbluth at Clemson, 1/14/1965	24 by Billy Cunningham vs. Maryland 1/13/1964 24 by Lennie Rosenbluth at Clemson, 1/14/1965	23 by Tyler Zeller vs. Maryland 2/29/2012
Free Throw Pct. (min. 10 att.)	1.000 by York Larese vs. Duke (21x21) 12/29/1959 in Raleigh	1.000 by Phil Ford at NC State (16x16) 2/24/1976	1.000 by Cole Anthony vs. Boston College (14x14), 2/1/2020 1.000 by Tyler Hansbrough vs. NC State (14x14), 1/7/2006 1.000 by RJ Davis vs. NC State (14x14) 1/21/2023)
Offensive Rebs.(since 1986-87)	12 by Brice Johnson at Duke 3/5/2016 12 by Sean May vs. Duke 3/6/2005	12 by Brice Johnson at Duke 3/5/2016 12 by Sean May vs. Duke 3/6/2005	12 by Sean May vs. Duke 3/6/2005
Rebounds	30 by Rusty Clark vs. Maryland 2/21/1968	30 by Rusty Clark vs. Maryland 2/21/1968	24 by Sean May vs. Duke 3/6/2005
Assists	18 by Raymond Felton vs. George Mason 12/7/2003	16 by Kendall Marshall at Maryland 2/4/2012 16 by Kendall Marshall vs. Florida State 2/6/2011	18 by Raymond Felton vs. George Mason 12/7/2003
Blocked Shots	10 by Brendan Haywood vs. Miami 12/4/2000	*8 by Walker Kessler vs. Notre Dame 3/10/2021 in Greensboro	10 by Brendan Haywood vs. Miami 12/4/2000
Steals	9 by Derrick Phelps vs. Georgia Tech 2/2/1992	9 by Derrick Phelps vs. Georgia Tech 2/2/1992	9 by Derrick Phelps vs. Georgia Tech 2/2/1992
Points	49 by Bobby Lewis vs. Florida State 12/16/1965	*45 by Lennie Rosenbluth 3/7/1957 in Raleigh 45 by Lennie Rosenbluth at Clemson 1/14/1956	42 by RJ Davis vs. Miami, 2/26/24

^ NCAA Tournament

* ACC Tournament

note: York Larese made 21 of 21 free throws vs. Duke on 12/29/1959. The game was played in the Dixie Classic in Raleigh and was not an ACC regular-season game.



through the 3/4/24 poll

Total Polls Ranked	954 (of 1,277)
Current Streak of Weeks in AP Poll	18
Weeks at No. 1	113
Weeks at No. 2	81
Weeks at No. 3	87
Weeks at No. 4	88
Weeks at No. 5	71
Weeks at No. 6	58
Weeks at No. 7	55
Weeks at No. 8	55
Weeks at No. 9	58
Weeks at No. 10	36
Top 5 Rankings	440
Top 10 Rankings	702
Longest Streak of Weeks Ranked	172 from 1989-90 to 1999-2000
Most Consecutive Weeks No. 1	15 in 1983-84
Seasons Ranked	67 of 76
Seasons Ranked in the Top 10	58 of 75
Seasons in Final Top 10	38 of 75 through 2022-23

2023-24 WEEKLY POLLS

Preseason	19
November 13-20-27	20-14-17
December 4-11-18-25	9-9-11-9
January 1-8-15-22-29	8-7-4-3-3
February 5-12-19-26	3-7-10-9
March 4	7

FINAL ASSOCIATED PRESS POLLS (charts researched at collegepollarchive.com)

MOST TIMES RANKED NO. 1 IN THE FINAL AP POLL

- 10 – Kentucky
- 8 – Duke
- 8 – UCLA
- 6 – North Carolina**
- 4 – Kansas
- 4 – Ohio State

MOST TIMES RANKED IN THE TOP 5 IN THE FINAL AP POLL

- 30 – Kentucky
- 24 – North Carolina**
- 24 – Kansas
- 18 – UCLA
- 17 – Duke

MOST TIMES RANKED IN THE TOP 10 IN THE FINAL AP POLL

- 46 – Kentucky
- 39 – Duke
- 38 – North Carolina**
- 33 – Kansas
- 27 – UCLA

MOST TIMES RANKED IN THE FINAL AP POLL

- 54 – Kentucky
- 51 – North Carolina**
- 51 – Duke
- 48 – Kansas
- 43 – UCLA

ALL ASSOCIATED PRESS POLLS (through the 3/4/24 poll)

MOST WEEKS RANKED IN THE AP POLL (OUT OF 1,277 TOTAL POLLS)

- 967 – Kentucky
- 954 – North Carolina (74.7 percent)**
- 890 – Duke
- 856 – Kansas
- 737 – UCLA

MOST CONSECUTIVE WEEKS RANKED IN THE AP POLL

- 172 – 1989-90 to 1999-2000 (No. 4 in college basketball history)
- 171 – 1972-73 to 1982-83 (No. 5 all-time)
- 106 – 2013-14 to 2019-20 (No. 16 all-time)
- 87 – 1984-85 to 1989-90 (No. 25 all-time)
- 75 – 2005-06 to 2009-10 (No. 32 all-time)

MOST TIMES RANKED NO. 1 IN ALL AP POLLS

- 145 – Duke
- 134 – UCLA
- 125 – Kentucky
- 113 – North Carolina**
- 76 – Kansas

THE LAST TIME ... in the AP POLLS

Played as the No. 1 team: lost to Alabama, 101-103, 11/27/22 in Portland, Ore. (4 OT)
Beat No. 1: at Duke, 88-72, 2/20/19
Lost to No. 1: vs. Virginia, 63-71, 3/10/18* in Brooklyn
Won a top-10 matchup: 2/2/24, No. 3 UNC beat No. 7 Duke, 93-84
Unranked UNC beat Top-5: beat No. 4 Baylor, 93-86 (ot) in Fort Worth, 3/19/22^
Unranked UNC beat consecutive Top-5 opponents: beat No. 4 Duke, 94-81, in Durham, 3/5/22; beat No. 4 Baylor, 93-86 (ot) in Fort Worth, Texas, 3/19/22^
Unranked UNC beat Top-10 oppt: beat No. 6 Virginia, 71-63, 2/25/23
Beat Top-10 oppt by 20 points: beat No. 10 Virginia Tech, 103-82, 1/21/19
Beat Top-25 oppt by 20 points: beat No. 24 Michigan, 72-51, 12/1/21
Lost to unranked oppt as Top-5 team: No. 3 UNC lost to Clemson, 76-80, 2/6/24

* ACC Tournament, ^ NCAA Tournament

MOST CONSECUTIVE WEEKS RANKED NO. 1 IN THE AP POLL

- 15 – 1983-84 (No. 11 all-time)
- 13 – 1985-86 (No. 15 all-time)
- 11 – 2007-08 to 2008-09 (No. 18 all-time)
- 11 – 2007-08 (No. 18 all-time)
- 10 – 1956-67 to 1957-58 (No. 23 all-time)

MOST TIMES RANKED NO. 1 IN PRESEASON AP POLL

- 10 – North Carolina**
- 9 – Duke
- 8 – UCLA
- 6 – Kentucky
- 4 – Kansas

MOST TIMES RANKED IN THE TOP 5 IN ALL AP POLLS

- 469 – Kentucky
- 440 – North Carolina**
- 434 – Duke
- 408 – Kansas
- 327 – UCLA

MOST TIMES RANKED IN THE TOP 10 IN ALL AP POLLS

- 733 – Kentucky
- 730 – Duke
- 702 – North Carolina**
- 637 – Kansas
- 487 – UCLA

MOST CONSECUTIVE WEEKS RANKED IN THE TOP 10 IN THE AP POLL

- 62 – 2005-06 to 2009-10 (No. 11 all-time)
- 62 – 1984-85 to 1988-89 (No. 11 all-time)
- 57 – 1966-67 to 1969-70 (No. 13 all-time)
- 54 – 1992-93 to 1994-95 (No. 14 all-time)
- 25 – 1990-91 to 1991-92 (No. 87 all-time)

NUMBER 1 VERSUS NUMBER 2 (UNC is 7-0 in 1 vs. 2 games)

Date	Result
3/23/57	No. 1 UNC 54, No. 2 Kansas 53 (3 OT) – NCAA championship
12/26/81	No. 1 UNC 82, No. 2 Kentucky 69
1/9/82	No. 1 UNC 65, No. 2 Virginia 60
2/4/86	No. 1 UNC 78, No. 2 Georgia Tech 77 (OT)
2/3/94	No. 2 UNC 89, No. 1 Duke 78
2/5/98	No. 2 UNC 97, No. 1 Duke, 73
4/4/05	No. 2 UNC 75, No. 1 Illinois 70 – NCAA championship

MOST WINS OVER THE NO. 1 TEAM IN THE ASSOCIATED PRESS POLL

North Carolina	14
UCLA	12
Duke	10
Maryland	10
Ohio State	10
Kansas	9
Kentucky	9
Indiana	8
Georgia Tech	8
Notre Dame	8
Vanderbilt	8



2023-24 PHOTO ROSTER



1 - ZAYDEN HIGH
6-9, 225, Fr., F
San Antonio, Texas



2 - ELLIOT CADEAU
6-1, 180, Fr., G
West Orange, N.J.



3 - CORMAC RYAN
6-5, 195, Gr., G
New York, N.Y.



4 - RJ DAVIS
6-0, 180, Sr., G
White Plains, N.Y.



5 - ARMANDO BACOT
6-11, 240, Gr., F/C
Richmond, Va.




7 - SETH TRIMBLE
6-3, 195, So., G
Menomonee Falls, Wis.



8 - PAXSON WOJCIK
6-5, 195, Gr., G
Charleston, S.C.



13 - JALEN WASHINGTON
6-10, 230, So., F
Gary, Ind.




14 - CREIGHTON LEBO
6-1, 180, Sr., G
Greenville, N.C.



22 - ROB LANDRY
6-4, 190, Sr., G
Greensboro, N.C.



24 - JAE'LYN WITHERS
6-9, 215, Sr., F
Charlotte, N.C.




32 - JAMES OKONKWO
6-8, 240, Jr., F
Maidenhead, England



34 - DUWE FARRIS
6-7, 210, Sr., F
Charlotte, N.C.



55 - HARRISON INGRAM
6-7, 225, Jr., F
Dallas, Texas



HUBERT DAVIS
Head Coach



BRAD FREDERICK
Assistant Coach



JEFF LEBO
Assistant Coach



SEAN MAY
Assistant Coach



MARCUS PAIGE
Director of Team &
Player Development



PAT SULLIVAN
Director of Recruiting



ERIC HOOTS
Director of Operations



KIERSTEN STEINBACHER
Asst. to the Director
of Operations



JONAS SAHRATIAN
Director of Strength
& Conditioning



DOUG HALVERSON
Athletics Trainer



2023-24 North Carolina Men's Basketball

29 Games



Game Records

Record	Overall	Home	Away	Neutral
ALL GAMES	23-6	13-1	7-2	3-3
CONFERENCE	15-3	8-1	7-2	0-0
NON-CONFERENCE	8-3	5-0	0-0	3-3

Score by Periods

Team	1st	2nd	OT	TOT
North Carolina	1128	1221	13	2362
Opponents	1011	1016	15	2042

Team Box Score

No.	Player	GP-GS			Total		3-Point		F-Throw		Rebounds				PF DQ A TO BLK STL PTS AVG									
		GP	GS	MIN	AVG	FG-FGA	FG%	3FG-3FGA	3FG%	FT-FTA	FT%	OFF	DEF	TOT	AVG	PF	DQ	A	TO	BLK	STL	PTS	AVG	
4	DAVIS, RJ	29-29		1011:31	34.9	203-473	.429	92-224	.411	124-139	.892	14	96	110	3.8	49	0	100	46	6	37	622	21.4	
5	BACOT, Armando	29-29		873:46	30.1	147-268	.549	2-8	.250	111-142	.782	85	215	300	10.3	80	2	45	44	47	16	407	14.0	
55	INGRAM, Harrison	29-29		947:20	32.7	131-298	.440	51-129	.395	50-85	.588	76	187	263	9.1	56	1	61	44	13	44	363	12.5	
3	RYAN, Cormac	28-27		835:28	29.8	95-261	.364	53-165	.321	57-65	.877	15	65	80	2.9	67	2	38	36	13	21	300	10.7	
2	CADEAU, Elliot	29-24		706:42	24.4	83-190	.437	8-37	.216	54-83	.651	16	39	55	1.9	67	3	122	51	2	19	228	7.9	
7	TRIMBLE, Seth	27-1		464:40	17.2	46-102	.451	9-22	.409	34-56	.607	15	43	58	2.1	37	0	21	16	5	10	135	5.0	
13	WASHINGTON, Jalen	29-0		248:46	8.6	42-62	.677	6-12	.500	27-42	.643	29	49	78	2.7	42	1	5	12	17	3	117	4.0	
24	WITHERS, Jae'Lyn	29-3		358:48	12.4	36-72	.500	3-16	.188	38-47	.809	23	67	90	3.1	38	1	14	18	16	11	113	3.9	
22	LANDRY, Rob	3-0		05:60	2.0	2-3	.667	2-3	.667	0-0	.000	1	2	3	1.0	0	0	0	0	0	0	6	2.0	
8	WOJCIK, Paxson	26-3		223:45	8.6	13-40	.325	4-23	.174	12-15	.800	8	15	23	0.9	23	0	8	10	0	3	42	1.6	
32	OKONKWO, James	11-0		35:21	3.2	4-8	.500	0-0	.000	5-5	1.000	7	7	14	1.3	5	0	0	3	2	0	13	1.2	
1	HIGH, Zayden	19-0		92:14	4.9	4-15	.267	0-7	.000	6-9	.667	8	15	23	1.2	23	0	3	9	2	5	14	0.7	
34	FARRIS, Duwe	4-0		06:37	1.7	1-4	.250	0-0	.000	0-0	.000	1	0	1	0.3	0	0	0	0	0	0	2	0.5	
14	LEBO, Creighton	5-0		14:01	2.8	0-4	.000	0-2	.000	0-0	.000	0	2	2	0.4	2	0	0	0	0	1	0	0.0	
Team												47	36	83					13					
Total		29		5825		807-1800	.448	230-648	.355	518-688	.753	345	838	1183	40.8	489	10	417	302	123	170	2362	81.4	
Opponents		29		5825		732-1801	.406	205-658	.312	373-501	.745	265	725	990	34.1	554	13	296	317	109	163	2042	70.4	

Team Statistics

	UNC	OPP
Scoring	2362	2042
Points per game	81.4	70.4
Scoring margin	+11.0	-
Field goals-att	807-1800	732-1801
Field goal pct	.448	.406
3 point fg-att	230-648	205-658
3-point FG pct	.355	.312
3-pt FG made per game	7.9	7.1
Free throws-att	518-688	373-501
Free throw pct	.753	.745
F-Throws made per game	17.9	12.9
Rebounds	1183	990
Rebounds per game	40.8	34.1
Rebounding margin	+6.7	-
Assists	417	296
Assists per game	14.4	10.2
Turnovers	302	317
Turnovers per game	10.4	10.9
Turnover margin	+0.5	-
Assist/turnover ratio	1.4	0.9
Steals	170	163
Steals per game	5.9	5.6
Blocks	123	109
Blocks per game	4.2	3.8
Winning streak	4	-
Home win streak	3	-
Attendance	287145	109452
Home games-Avg/Game	14-20510	9-12161
Neutral site-Avg/Game	-	6-9262

Team Results

Date	Opponent		Score	Att.
11/06/2023	Radford	W	86-70	17331
11/12/2023	Lehigh	W	90-68	18608
11/17/2023	UC Riverside	W	77-52	18226
11/22/2023	vs UNI	W	91-69	1342
11/23/2023	vs Villanova	Lot	81-83	1500
11/24/2023	vs Arkansas	W	87-72	1456
11/29/2023	Tennessee	W	100-92	20756
12/02/2023	Florida St.	W	78-70	20285
12/05/2023	vs UConn	L	76-87	17873
12/16/2023	vs Kentucky	L	83-87	17058
12/20/2023	vs Oklahoma	W	81-69	16344
12/29/2023	Charleston So.	W	105-60	21750
01/02/2024	at Pittsburgh	W	70-57	9770
01/06/2024	at Clemson	W	65-55	9000
01/10/2024	at NC State	W	67-54	19500
01/13/2024	Syracuse	W	103-67	21750
01/17/2024	Louisville	W	86-70	20298
01/20/2024	at Boston College	W	76-66	8606
01/22/2024	Wake Forest	W	85-64	21175
01/27/2024	at Florida St.	W	75-68	10092
01/30/2024	at Georgia Tech	L	73-74	8600
02/03/2024	Duke	W	93-84	21750
02/06/2024	Clemson	L	76-80	20689
02/10/2024	at Miami (FL)	W	75-72	7972
02/13/2024	at Syracuse	L	79-86	21275
02/17/2024	Virginia Tech	W	96-81	21750
02/24/2024	at Virginia	W	54-44	14637
02/26/2024	Miami (FL)	W	75-71	21027
03/02/2024	NC State	W	79-70	21750



2023-24 North Carolina Men's Basketball ACC Games



Game Records

Record	Overall	Home	Away	Neutral
ALL GAMES	15-3	8-1	7-2	0-0
CONFERENCE	15-3	8-1	7-2	0-0
NON-CONFERENCE	0-0	0-0	0-0	0-0

Score by Periods

Team	1st	2nd	OT	TOT
North Carolina	673	732	0	1405
Opponents	620	613	0	1233

Team Box Score

No.	Player				Total		3-Point		F-Throw		Rebounds											
		GP-GS	MIN	AVG	FG-FGA	FG%	3FG-3FGA	3FG%	FT-FTA	FT%	OFF	DEF	TOT	AVG	PF	DQ	A	TO	BLK	STL	PTS	AVG
4	DAVIS, RJ	18-18	644:05	35.8	127-300	.423	60-143	.420	76-88	.864	9	63	72	4.0	33	0	62	29	6	23	390	21.7
5	BACOT, Armando	18-18	559:26	31.1	90-161	.559	0-3	.000	62-78	.795	48	135	183	10.2	57	2	30	28	31	10	242	13.4
55	INGRAM, Harrison	18-18	603:17	33.5	76-187	.406	28-82	.341	27-47	.574	55	138	193	10.7	32	0	33	28	7	26	207	11.5
3	RYAN, Cormac	18-18	552:24	30.7	58-168	.345	37-110	.336	32-38	.842	13	36	49	2.7	49	1	24	25	7	11	185	10.3
2	CADEAU, Elliot	18-18	460:58	25.6	56-128	.438	4-24	.167	32-46	.696	10	27	37	2.1	44	1	81	35	1	14	148	8.2
7	TRIMBLE, Seth	16-0	281:30	17.6	24-59	.407	4-12	.333	22-36	.611	8	24	32	2.0	19	0	15	11	2	8	74	4.6
24	WITHERS, Jae'Lyn	18-0	196:37	10.9	22-40	.550	1-7	.143	27-35	.771	19	40	59	3.3	15	0	5	8	7	5	72	4.0
22	LANDRY, Rob	1-0	02:53	2.9	1-2	.500	1-2	.500	0-0	.000	0	1	1	1.0	0	0	0	0	0	0	3	3.0
13	WASHINGTON, Jalen	18-0	146:19	8.1	20-33	.606	1-5	.200	13-20	.650	15	33	48	2.7	31	1	4	7	10	2	54	3.0
34	FARRIS, Duwe	1-0	02:53	2.9	1-3	.333	0-0	.000	0-0	.000	1	0	1	1.0	0	0	0	0	0	0	2	2.0
32	OKONKWO, James	5-0	17:58	3.6	2-4	.500	0-0	.000	2-2	1.000	4	3	7	1.4	5	0	0	3	2	0	6	1.2
8	WOJCIK, Paxson	15-0	94:12	6.3	4-17	.235	2-11	.182	4-6	.667	4	10	14	0.9	10	0	3	4	0	1	14	0.9
1	HIGH, Zayden	10-0	30:17	3.0	3-11	.273	0-6	.000	2-4	.500	4	5	9	0.9	10	0	1	4	1	2	8	0.8
14	LEBO, Creighton	2-0	07:10	3.6	0-1	.000	0-1	.000	0-0	.000	0	1	1	0.5	1	0	0	0	0	1	0	0.0
Team											32	23	55					11				
Total		18	3600		484-1114	.434	138-406	.340	299-400	.748	222	539	761	42.3	306	5	258	193	74	103	1405	78.1
Opponents		18	3600		443-1113	.398	118-388	.304	229-309	.741	155	452	607	33.7	326	7	167	175	70	106	1233	68.5

Team Statistics

	UNC	OPP
Scoring	1405	1233
Points per game	78.1	68.5
Scoring margin	+9.6	-
Field goals-att	484-1114	443-1113
Field goal pct	.434	.398
3 point fg-att	138-406	118-388
3-point FG pct	.340	.304
3-pt FG made per game	7.7	6.6
Free throws-att	299-400	229-309
Free throw pct	.748	.741
F-Throws made per game	16.6	12.7
Rebounds	761	607
Rebounds per game	42.3	33.7
Rebounding margin	+8.6	-
Assists	258	167
Assists per game	14.3	9.3
Turnovers	193	175
Turnovers per game	10.7	9.7
Turnover margin	-1.0	-
Assist/turnover ratio	1.3	1.0
Steals	103	106
Steals per game	5.7	5.9
Blocks	74	70
Blocks per game	4.1	3.9
Winning streak	4	-
Home win streak	3	-
Attendance	190474	109452
Home games-Avg/Game	9-21164	9-12161
Neutral site-Avg/Game	-	0-0

Team Results

Date	Opponent		Score	Att.
12/02/2023	Florida St.	W	78-70	20285
01/02/2024	at Pittsburgh	W	70-57	9770
01/06/2024	at Clemson	W	65-55	9000
01/10/2024	at NC State	W	67-54	19500
01/13/2024	Syracuse	W	103-67	21750
01/17/2024	Louisville	W	86-70	20298
01/20/2024	at Boston College	W	76-66	8606
01/22/2024	Wake Forest	W	85-64	21175
01/27/2024	at Florida St.	W	75-68	10092
01/30/2024	at Georgia Tech	L	73-74	8600
02/03/2024	Duke	W	93-84	21750
02/06/2024	Clemson	L	76-80	20689
02/10/2024	at Miami (FL)	W	75-72	7972
02/13/2024	at Syracuse	L	79-86	21275
02/17/2024	Virginia Tech	W	96-81	21750
02/24/2024	at Virginia	W	54-44	14637
02/26/2024	Miami (FL)	W	75-71	21027
03/02/2024	NC State	W	79-70	21750