



NEXT

OLE MISS WOMEN'S BASKETBALL POSTSEASON GUIDE

2024



Ole Miss

Ole Miss

2023-24 WOMEN'S BASKETBALL GAME NOTES

19 NCAA TOURNAMENTS • 11 SWEET SIXTEENS • FIVE ELITE EIGHTS



GAME 33 | MONDAY, MARCH 25 | NCAA TOURNAMENT SECOND ROUND VS. NOTRE DAME | 1:00 PM CT | PURCELL PAVILION | SOUTH BEND, INDIANA

OleMissSports.com | OleMissGameday.com | [@OleMissWBB](https://twitter.com/OleMissWBB) | [OleMissWBB](https://www.facebook.com/OleMissWBB) | [OleMissWBB](https://www.youtube.com/OleMissWBB)

2023-24 SCHEDULE

DATE	OPPONENT	TV	TIME/RESULT
November			
Nov. 6	QUEENS (NC)	SECN+	W, 91-44
Nov. 9	OKLAHOMA	SECN	L, 70-80
Nov. 15	TEMPLE	SECN+	W, 80-63
Nov. 18	vs. Howard!	FloHoops	W, 67-54
Nov. 19	vs. Arizona!	FloHoops	W, 56-47
Nov. 20	vs. Michigan!	ESPN2	W, 60-49
Nov. 25	LITTLE ROCK	SECN+	W, 58-45
Nov. 29	LOUISVILLE@	ESPNU	L, 58-64
December			
Dec. 2	at Southern Miss	ESPN+	L, 59-61
Dec. 12	MISS. VALLEY STATE	SECN+	W, 84-56
Dec. 18	at South Alabama	ESPN+	W, 64-41
Dec. 21	at Arkansas-Pine Bluff	ESPN+	W, 62-47
Dec. 30	ALCORN STATE	SECN+	W, 72-37
January			
Jan. 4	at Alabama*	SECN+	W, 55-45
Jan. 7	LSU*	ESPN	L, 73-84
Jan. 11	AUBURN*	SECN+	W, 58-55
Jan. 14	at Mississippi State*	SECN	L, 57-69
Jan. 21	at Georgia*	SECN	W, 69-59
Jan. 25	FLORIDA*	SECN	W, 81-70
Jan. 28	TENNESSEE*	ESPN	W, 80-75
February			
Feb. 1	at Vanderbilt*	SECN+	W, 67-61
Feb. 4	at South Carolina*	ESPN2	L, 56-85
Feb. 8	TEXAS A&M*	SECN+	L, 52-73
Feb. 15	at Florida*	SECN+	W, 77-67 (OT)
Feb. 18	MISSISSIPPI STATE*	SECN+	W, 75-71 (OT)
Feb. 22	GEORGIA*	SECN+	W, 73-51
Feb. 26	at Missouri*	SECN	W, 66-45
Feb. 29	at Kentucky*	SECN+	W, 75-45
March			
Mar. 3	ARKANSAS*	SECN	W, 87-43
Mar. 8	vs. Florida\$	SECN	W, 84-74
Mar. 9	vs. LSU\$	ESPNU	L, 75-67
Mar. 23	vs. Marquette%	ESPNU	W, 67-55
Mar. 25	vs. Notre Dame%	ESPN	1:00 PM. CT

ALL TIMES CENTRAL

* SEC contest

! - Battle4Atlantis - Nassau, Bahamas

@ - SEC/ACC Challenge

\$ - 2024 SEC Tournament

% - 2024 NCAA Tournament

ALBANY 1 REGION



#7 OLE MISS REBELS

24-8, 12-4 SEC

Head Coach: Yolett McPhee-McCuin

Career: 197-146 (11th Year)

at Ole Miss: 103-83 (6th Year)



#2 NOTRE DAME FIGHTING IRISH

27-6, 13-5 ACC

Head Coach: Niele Ivey

Career: 87-31 (4th Year)

at Notre Dame: Same

ON THE AIR

ESPN

Play-by-Play: Sam Gore

Color: Tamika Catchings




OLE MISS LEARFIELD NETWORK

Radio: 105.1 FM

Online: OleMissSports.com

Mobile: TuneIn

Play-by-Play: Graham Doty



LIVE STATS

StatBroadcast

OleMissStats.com



STARTING FIVE

- 1 Defeating Marquette 67-55 in the First Round, Ole Miss marches on to the Second Round of the NCAA Tournament for the 13th time and face No. 2 Notre Dame for the first meeting between the schools.
- 2 Scoring a personal best in an NCAA Tournament game, Madison Scott's 20 points carried the Rebels over Marquette on Saturday and held the Golden Eagles to 55 points to rank No. 4 in points allowed in the tournament.
- 3 In its largest SEC road victory since 2006 at Kentucky, head coach Yolett McPhee-McCuin accomplished a milestone of her own with her 100th win at the helm of the Rebels. She is the second coach in school history to accomplish this feat.
- 4 Ole Miss loves to defend as its defense is the engine to the entire Rebel team, and held its 32nd SEC opponent in school history to under the 50-point mark against Arkansas. 10 of those games have come under McPhee-McCuin.
- 5 The Ole Miss defense remains one of the best with the Rebels ranking fourth in the SEC overall in holding opponents to an average of 59.0 points per game. Around the rim, Ole Miss ranks third nationally in blocks per game at 5.9.

PROJECTED STARTERS



2 MARQUESHA DAVIS

Guard • 6-0 • Senior
McGehee, Ark. • Springdale • Arkansas

PTS	REB	AST	STL	FG%	FT%
14.3	4.8	1.2	1.4	.454	.692



3 KENNEDY TODD-WILLIAMS

Guard • 6-0 • Senior*
Jacksonville, N.C. • Jacksonville • North Carolina


PTS	REB	AST	STL	FG%	FT%
10.4	4.9	2.3	1.3	.384	.733



22 TYIA SINGLETON

Forward • 6-2 • Graduate
Winter Haven, Fla. • Winter Haven • Rutgers


PTS	REB	AST	STL	FG%	FT%
4.3	5.5	0.7	0.5	.454	.828



24 MADISON SCOTT

Guard/Forward • 6-3 • Senior*
Indian Head, Md. • Bishop McNamara

PTS	REB	AST	STL	FG%	FT%
12.7	6.5	3.4	0.8	.495	.706



32 RITA IGBOKWE

Center • 6-4 • Senior
Jonesboro, Ga. • Mundy's Mill • Pitt

PTS	REB	AST	STL	FG%	FT%
4.8	5.8	0.3	0.8	.488	.397

QUICK FACTS

Name Ole Miss (The University of Mississippi)
 Nickname Rebels
 Location Oxford, Mississippi
 Founded November 6, 1848
 Enrollment 22,951 (Fall 2023)
 School Colors Cardinal Red and Navy Blue
 Chancellor Dr. Glenn Boyce
 Faculty Representative Dr. Ron Rychlak
 Athletics Director Keith Carter
 Conference Southeastern (SEC)
 Stadium The Pavilion at Ole Miss
 Capacity 9,500
 Head Coach Yolett McPhee-McCuin
 Record at Ole Miss 103-83 (6th Season)
 Career Record 197-145 (11th season)
 2022-23 Record 25-9
 SEC Record/Finish 11-5/4th
 Postseason NCAA Sweet 16
 Letterwinners Returning/Lost 7/5
 Starters Returning/Lost 3/2
 All-Time Record 926-610 (.602)

MEDIA SERVICES

OLE MISS ATHLETIC COMMUNICATIONS

Women's Basketball Contact:
 Assistant Director, Athletics Communications - Madeline Marshall
 Email: mgmarsh1@olemiss.edu
 Cell: 662-832-3563

CREDENTIALS

Please contact the Athletics Communications office for game credentials. Requests for credentials should be emailed to mgmarsh1@olemiss.edu, and will be limited to working members of the media. Credentials will be held at Will Call located at the media entrance on the Hill Drive side of The Pavilion at Ole Miss. Seating priority will be given to the media that cover Ole Miss basketball on a regular basis. Credentials are non-transferable and unauthorized use is strictly prohibited.

INTERVIEW POLICY

All interview requests - coaches and players - MUST be coordinated through Madeline Marshall in the Athletics Communications office. During the week, head coach Yolett McPhee-McCuin and Rebel players will be available for interview before or after practice unless arranged otherwise. There will be no gameday player interviews until after the game.

POSTGAME INTERVIEWS

Coach McPhee-McCuin will address the media approximately 10 minutes after the game in the media room. Selected players will be brought into the interview room with the head coach. Visiting coach and player interviews will be coordinated through the visiting team's media relations contact.

MEDIA TIMEOUTS

Media timeouts (2:45 in length) will be taken in the following manner:

- One per quarter (First called timeout prior to the 5 min mark or the first deadball at or below the 5 min mark)
- Quarter breaks may be used as media timeout
- First called timeout in the second half becomes a media timeout.
- If it is a free throw situation, the shots will be taken following the timeout per NCAA regulations

NUMERICAL ROSTER

#	NAME	POS.	HT.	YR.-EXP.	HOMETOWN / PREVIOUS SCHOOL
1	KK Deans	G	5-8	Gr. / TR	Greensboro, N.C. / Florida
2	Marquesha Davis	G	6-0	Sr. / 1L	McGehee, Ark. / Arkansas
3	Kennedy Todd-Williams	G	6-0	Sr.* / TR	Jacksonville, N.C. / North Carolina
5	Snudda Collins	F	6-1	Sr.* / 3L	Brookhaven, Miss. / Brookhaven
10	J'Adore Young	C	6-4	Fr. / HS	Mauldin, S.C. / Greenville
12	Marija Avlijas	G	5-11	Fr. / HS	Belgrade, Serbia / Art Basket
13	Mariyah Noel	G	5-11	Fr. / HS	Kansas City, Kan. / Bonner Springs
20	Ayanna Thompson	G	6-1	So. / 1L	Desoto, Texas / Desoto
21	Zakiya Stephenson	G	5-4	Fr. / HS	Virginia Beach, Va. / Princess Anne
22	Tyia Singleton	F	6-2	Gr. / 1L	Winter Haven, Fla. / Rutgers
23	Elauna Eaton	G	6-0	Jr. / 1L	Helena, Ark. / Arkansas
24	Madison Scott	F	6-3	Sr.* / 3L	Indian Head, Md. / Bishop McNamara
32	Rita Igbokwe	C	6-4	Sr. / 1L	Jonesboro, Ga. / Pitt
33	Kharyssa Richardson	F	6-2	So. / TR	Douglasville, Ga. / Auburn
35	Rhema Collins	F	6-2	Fr. / HS	Nassau, Bahamas / The Webb School (Tenn.)

* - Has an additional year of eligibility due to the COVID-19 pandemic

ALPHABETICAL ROSTER

#	NAME	POS.	HT.	YR.-EXP.	HOMETOWN / PREVIOUS SCHOOL
12	Marija Avlijas	G	5-11	Fr. / HS	Belgrade, Serbia / Art Basket
35	Rhema Collins	F	6-2	Fr. / HS	Nassau, Bahamas / The Webb School (Tenn.)
5	Snudda Collins	F	6-1	Sr.* / 3L	Brookhaven, Miss. / Brookhaven
2	Marquesha Davis	G	6-0	Sr. / 1L	McGehee, Ark. / Arkansas
1	KK Deans	G	5-8	Gr. / TR	Greensboro, N.C. / Florida
23	Elauna Eaton	G	6-0	Jr. / 1L	Helena, Ark. / Arkansas
32	Rita Igbokwe	C	6-4	Sr. / 1L	Jonesboro, Ga. / Pitt
13	Mariyah Noel	G	5-11	Fr. / HS	Kansas City, Kan. / Bonner Springs
33	Kharyssa Richardson	F	6-2	So. / TR	Douglasville, Ga. / Auburn
24	Madison Scott	F	6-3	Sr.* / 3L	Indian Head, Md. / Bishop McNamara
22	Tyia Singleton	F	6-2	Gr. / 1L	Winter Haven, Fla. / Rutgers
21	Zakiya Stephenson	G	5-4	Fr. / HS	Virginia Beach, Va. / Princess Anne
20	Ayanna Thompson	G	6-1	So. / 1L	Desoto, Texas / Desoto
3	Kennedy Todd-Williams	G	6-0	Sr.* / TR	Jacksonville, N.C. / North Carolina
10	J'Adore Young	C	6-4	Fr. / HS	Mauldin, S.C. / Greenville

* - Has an additional year of eligibility due to the COVID-19 pandemic

HEAD COACH

Yolett McPhee-McCuin - Sixth Year (Rhode Island, 2004)
 Record at Ole Miss: 103-83
 Career Record: 197-146

ASSISTANT COACHES

Chris Ayers - Sixth Year (Florida A&M, 2008)
 Patrick Henry - Second Year (Ohio, 1998)
 Bojan Jankovic - Second Year (College of the Ozarks, 2006)
 Erika Sisk - Second Year (Ole Miss, 2016)
 Jaida Williams - Second Year (Cal Poly Pomona, 2005)

GRADUATE ASSISTANT MANAGERS

Grace Goodhart - Graduate Manager (North Texas, 2019)
 Ashton Hopp - Graduate Manager (Kansas, 2021)
 Brooke Moore - Graduate Manager (Purdue, 2022)

PRONUNCIATION GUIDE

MARIJA AVLIJAS MAR-e-UH AVE-lee-USH
RHEMA Collins re-MUH
SNUDDA Collins SNUH-duh
MARQUESHA Davis Mar-QWEE-Shuh
MARIYAH Noel MUH-rye-AH
RITA IGBOKWE Rita Ig-bock-way
BOJAN JANKOVIC BOY-jen YAHN-ko-vitch
ZAKIYA Stephenson ZUH-kye-YUH
YOLETT MCPHEE-MCCUIN yo-LETT mack-FEE mick-CUE-in
AYANNA Thompson EYE-Yanna

SUPPORT STAFF

Michonné Gamble-Rivers - Assistant AD for Player Engagement (Rhode Island, 2008)
 Chelsea Wolf - Coordinator of Basketball Operations (Ramapo Coll., 2009)
 Zachary Hopp - Coordinator of Scouting & Analytics (Kansas, 2021)
 Jake Whitehead - Coordinator of Video Services (SIU Edwardsville, 2020)
 Brianna Patton - Assistant Director of Recruiting Operations (Georgia, 2018)
 Tevin Shears - Manager of Creative Content (Limestone, 2017)
 Tim Boeni - Head Strength & Conditioning Coach (Temple, 2010)
 Meredith Pendergast - Associate Director of Health and Sports Performance (Troy, 2012)

BY LOCATION

Arkansas (2) Davis, Eaton
 Bahamas (1) R. Collins
 Florida (1) Singleton
 Georgia (2) Igbokwe, Richardson
 Kansas (1) Noel
 Maryland (1) Scott
 Mississippi (1) S. Collins
 North Carolina (2) Deans, Todd-Williams
 Serbia (1) Avlijas
 South Carolina (1) Young
 Texas (1) Thompson
 Virginia (1) Stephenson

BY CLASS

Graduates (2) Deans, Singleton
 Seniors (5) Collins, Davis, Igbokwe, Scott, Todd-Williams
 Juniors (1) Eaton
 Sophomores (2) Richardson, Thompson
 Freshmen (5) Avlijas, R. Collins, Noel, Stephenson, Young

BY HEIGHT

6-4 Igbokwe, Young
 6-3 Scott
 6-3 R. Collins, Richardson, Singleton
 6-1 S. Collins Thompson
 6-0 Davis, Eaton, Todd-Williams
 5-11 Avlijas, Noel
 5-8 Deans
 5-4 Stephenson

BROADCAST NOTES

1		KK DEANS 5-8 Gr. Greensboro, N.C. Florida	PTS	REB	AST	S	FG%	FT%	LAST GAME: -- NOTES: Out for the remainder of the season due to injury ... Graduate transfer from Florida ... Led the Gators last season in points (14.1 PPG) ... Spent three seasons at West Virginia, appearing in 74 games for the Mountaineers ... Two-Time All-Big 12 Honorable Mention selection.
G			9.3	3.8	3.8	1.3	.390	.762	
2		MARQUESHA DAVIS 6-0 Sr. McGehee, Ark. Arkansas	PTS	REB	AST	S	FG%	FT%	LAST GAME: 4 points, 2 rebounds, 2 assists NOTES: First Team All-SEC ... Dropped a career-high 33 points against Florida in the SEC Quarterfinal... Transferred to Ole Miss in January of 2022 from Arkansas ... Played in all 34 games for the Rebels last year, making 26 starts ... Averaged double-figures as a senior* (10.5 PPG).
G			14.3	4.8	1.2	1.4	.454	.692	
3		KENNEDY TODD-WILLIAMS 6-0 Sr.* Jacksonville, N.C. North Carolina	PTS	REB	AST	S	FG%	FT%	LAST GAME: 15 points, 7 rebounds, tied season-high with 2 made three's NOTES: Cheryl Miller Award Top-20 Watchlist ... Transferred to Ole Miss following three seasons at North Carolina ... Second Team All-ACC in 2022-23 ... Ranked second in scoring for the Tar Heels last season (13.4 PPG) ... Carried UNC from deep with 52 made three's ... Boasts 94 career starts.
G			10.4	4.9	2.3	1.3	.384	.733	
5		SNUDDA COLLINS 6-1 Sr.* Brookhaven, Miss. Brookhaven Pronunciation: SNUH-duh	PTS	REB	AST	S	FG%	FT%	LAST GAME: -- NOTES: Lone Mississippi native on the Rebel roster ... Appeared in all 34 games as a junior ... Drained a team-high 54 three's in 2022-23 ... Knocked down five triples in a game three times throughout last season ... Averaged 8.9 points per game last season.
G			9.6	1.8	0.9	0.6	.327	.821	
10		J'ADORE YOUNG 6-4 Fr. Greenville, S.C. Mauldin	PTS	REB	AST	S	FG%	FT%	LAST GAME: -- NOTES: Standout at Greenville High School, averaging 18.5 points, 13.9 rebounds and 6.7 blocks as a junior ... Ranked as the No. 3 player in south Carolina by Prep Girls Hoops ... Rated as a four-star prospect and the No. 99 player in the country by ESPN's HoopGurlz.
C			2.3	1.7	0.0	0.6	.429	.667	
12		MARIJA AVLIJAS 5-11 Fr. Belgrade, Serbia. Art Basket	PTS	REB	AST	S	FG%	FT%	LAST GAME: -- NOTES: Ranked as the third-best recruit in Europe by WorldWideHoops in the class of 2023 ... Participated in multiple Basketball Without Borders events ... Named the MVP at the 2021 European Challengers, scoring 25.1 PPG ... Represented Serbia at the 2023 FIBA European U18 Championships, averaging 20.6 points over seven games.
G			1.8	0.6	0.6	0.3	.444	.398	
13		MARIYAH NOEL 5-11 Fr. Kansas City, Kan. Bonner Springs	PTS	REB	AST	S	FG%	FT%	LAST GAME: -- NOTES: Three-sport athlete out of Bonner Springs, lettering in volleyball, basketball and track ... Averaged 23.0 PPG as a junior ... Two-time Kansas 5A State discus champion.
F			1.6	1.1	0.5	0.2	.414	.600	
20		AYANNA THOMPSON 6-1 So. Desoto, Texas Desoto	PTS	REB	AST	S	FG%	FT%	LAST GAME: 2 points, career-high 3 steals in 23 minutes off the bench NOTES: Appeared in 28 games for Ole Miss .. Came in off the bench in 30 games as a freshman ... Notched a career-high 12 points in the win against Kentucky .. Drained three triples in the NCAA Tournament win over No. 1 Stanford in 2023 ... Averaged 12.5 MPG as a freshman.
G			0.9	0.6	0.3	0.4	.214	.833	
21		ZAKIYA STEPHENSON 5-4 Fr. Virginia Beach, Va. Princess Anne	PTS	REB	AST	S	FG%	FT%	LAST GAME: 2 assists in eight minutes off the bench NOTES: Three games with a career-high six points ... Led Princess Anne to back-to-back 5A state championships in 2021 and 2022 ... Rated as the No. 29 player in Virginia by MaxPreps ... Ranked as a four-star prospect and the No. 88 player in the nation by ESPN's HoopGurlz.
G			2.7	1.5	1.7	0.9	.356	.704	
22		TYIA SINGLETON 6-2 Gr. Winter Haven, Fla. Rutgers	PTS	REB	AST	S	FG%	FT%	LAST GAME: Season-high 12 points, seven rebounds, 6-of-8 from the field NOTES: Sixth season of collegiate action, spending four years at Rutgers prior to Ole Miss ... Played in all 34 games last season for Ole Miss, starting in 26 ... Totaled a career-best season in blocks, with 46 rejections ... Averaged 5.7 points and 5.6 rebounds in 2022-23.
F			4.3	5.5	0.7	0.5	.454	.828	
23		ELAUNA EATON 6-0 Jr. Helena, Ark. Arkansas	PTS	REB	AST	S	FG%	FT%	LAST GAME: Saw 2 minutes of action off the bench NOTES: Came in off the bench in 29 games for the Rebels in 2022-23 ... Knocked down 22 triples as a sophomore ... Tallied a season-high 11 points twice last season ... teammate with Marquesha Davis at Arkansas.
G			1.3	0.6	0.3	0.1	.250	.800	
24		MADISON SCOTT 6-2 Sr.* Indian Head, Ind. Bishop McNamara	PTS	REB	AST	S	FG%	FT%	LAST GAME: NCAA Tournament best 20 points, tied career-high with 10 made field goals, 6 rebounds, 4 assists NOTES: Preseason First Team All-SEC (Coaches) ... Preseason Second Team All-SEC (Media) ... Cheryl Miller Award Top-20 Watchlist ... First Team All-SEC 2022-23 Second Team All-SEC, 2022-23 SEC All Defensive Team ... 2020-21 SEC Freshman of the Year ... 28 Career double-doubles, 7th All-Time at Ole Miss ... Boasts 116 career starts.
F			12.7	6.5	3.4	0.8	.495	.706	
32		RITA IGBOKWE 6-4 Sr. Jonesboro, Ga. Pitt	PTS	REB	AST	S	FG%	FT%	LAST GAME: 4 points, team-high 9 rebouds, 1 block NOTES: Transferred to Ole Miss following three seasons at Pitt ... Appeared in 33 games last season, with three starts ... Tallied a team-high 49 blocks ... Tied a career-best with six rejections against No. 1 South Carolina ... Top-Seven nationally in active career blocks.
C			4.8	5.8	0.3	0.8	.488	.397	
33		KHARYSSA RICHARDSON 6-2 So. Douglasville, Ga. Auburn	PTS	REB	AST	S	FG%	FT%	LAST GAME: Led the bench with 10 points, 2 rebounds, 1 block NOTES: Career-high 21 points against Tennessee ... Spent one season at Auburn prior to transferring to Ole Miss ... Played in 28 games for the Tigers, starting in all but one ... Led AU in rejections with 23 blocks ... AAU teammate of Rita Igbokwe.
F			6.0	3.1	0.5	0.5	.447	.672	
35		RHEMA COLLINS 6-2 Fr. Nassau, Bahamas The Webb School (Tenn.)	PTS	REB	AST	S	FG%	FT%	LAST GAME: -- NOTES: Second Bahamian to play under McPhee-McCuin at Ole Miss ... Integral part of The Webb School winning back-to-back Tennessee Division II-A state championships in 2021 and 2022 ... Represented the Bahamas at the 2019 Centrobasket U17 Women's Championship.
F			1.1	1.5	0.2	0.1	.250	.667	

yolett
MCPHEE-MCCUIN
Head Coach • 6th Season
X @YolettMcCuin @yoweezy15



THE MCPHEE-MCCUIN FILE	
HOMETOWN	FREEPORT, BAHAMAS
ALMA MATER	RHODE ISLAND (2004)
CAREER RECORD	197-146 (.574)

YEAR-BY-YEAR RECORD				
Year	School	W-L	Conf.	Postseason
2023-24	Ole Miss	24-8	12-4	--
2022-23	Ole Miss	25-9	11-5	NCAA Sweet 16
2021-22	Ole Miss	23-9	10-6	NCAA First Round
2020-21	Ole Miss	15-12	4-10	WNIT Runners-Up
2019-20	Ole Miss	7-23	0-16	--
2018-19	Ole Miss	9-22	3-13	--
2017-18	Jacksonville	24-9	12-2	WNIT
2016-17	Jacksonville	23-9	11-3	WNIT
2015-16	Jacksonville	22-11	11-3	NCAA First Round
2014-15	Jacksonville	12-17	6-8	--
2013-14	Jacksonville	13-17	10-8	--
TOTAL	11 Seasons	197-146	88-79	

COACHING CAREER		
Year	School	Position
2019-Pres.	Ole Miss	Head Coach
2014-18	Jacksonville	Head Coach
2011-13	Clemson	Asst. Coach/Recruiting Coord.
2009-10	Pittsburgh	Assistant Coach
2008	Portland	Asst. Coach/Recruiting Coord.
2006-07	Ark.-Pine Bluff	Asst. Coach/Recruiting Coord.
2005	Frank Phillips College (Texas)	Assistant Coach

Head coach Yolett McPhee-McCuin has elevated Ole Miss women's basketball back into the national spotlight throughout her five seasons in Oxford. The 2022-23 campaign generated plenty of noise in leading the Rebels to its 19th NCAA Tournament appearance and shook up the country in advancing to its 11th Sweet 16 in program history.

Cultivating a roster through the use of the transfer portal and with Rebel returners, McPhee-McCuin guided a team with seven newcomers to its second straight NCAA Tournament appearance for the first time since the 2004 & 2005 seasons. Reaching 20-wins also proved to hit another milestone for Ole Miss, reaching the 20-win mark in back-to-back seasons for the only time since 1993-94 & 1994-95.

After reaching an 11-2 mark through its non-conference slate, Ole Miss hit the ground running at the start of SEC play by rattling off five consecutive victories to begin 5-0. One of these first five wins included the Rebels' first win over Mississippi State in Starkville since 2004. The Rebels kept their momentum rolling against the Bulldogs in Oxford, completing the first regular season sweep over MSU since 2004.

This Rebel squad came together multiple ways in the face of adversity, including engineering the best comeback in program history after facing a 19-point deficit at halftime at Arkansas. Defensively, Ole Miss clamped down on the Razorbacks to erase the Arkansas lead and force overtime. From then on, it was all Ole Miss to complete the comeback and take down Arkansas, 76-73. Not only was it the largest comeback in program history, but the third biggest between two SEC teams and ranks ninth in the NCAA record book.

The wins continued to come, with Ole Miss earning 11 SEC victories to tie a program record and seal its second-straight fourth place finish. The 11 victories were the most for the Rebels since the conference went to the 16-game SEC schedule. Following an appearance in the SEC Tournament Semifinals, the Rebels heard their name called on Selection Sunday as an eight seed to reach the program's 19th NCAA Tournament appearance.

A First-Round dominant, 71-48 victory over No. 8 Gonzaga highlighted by its trademark defense kept the Bulldogs at bay with a program-lowest in points allowed in an NCAA Tournament game. Going up against No. 1 Stanford in the Second-Round, Ole Miss took control of the Cardinal in a game in which they never trailed to knock off the top-seeded host team, 54-49 to reach the Rebels' 11th Sweet 16. The Rebels became the first team since 2009 to halt a No. 1 seed from advancing to the third round.

Development has been a key theme for McPhee-McCuin, by molding transfer Angel Baker into a First Team All-SEC point guard and a WBCA Honorable Mention All-American. In her third year with Madison Scott, the 2021 SEC Freshman of the Year, elevated her game to earn Second Team All-SEC and All Defensive Team honors for 2023.

McPhee-McCuin wrapped up her fourth season in Oxford in 2021-22 with revitalized energy surrounding the Ole Miss women's basketball program, leading the Rebels to their 18th NCAA Tournament appearance and their first in 15 seasons with one of the most tenacious defenses in the country.

The 2021-22 campaign was one to be remembered, as McPhee-McCuin raised the bar with the expectation of the NCAA Tournament or bust from the get-go, Ole Miss rose to the occasion, accomplishing just that. Following a season-opening loss, the Rebels responded by rattling off 13 straight wins for the third-longest winning streak in program history on the way to a 23-win season.

Following its second-ranked win of the season at No. 23 Kentucky and fourth straight in SEC play, the Rebels saw themselves slotted in the AP Poll on Jan. 24 at No. 24 for the program's first ranking in 15 years. Defensively, Ole Miss shattered program records with a season-high 142 blocks and held a record 10 opponents under 50 points, for the most in a single season.

Once SEC play hit, the Rebels did not cool off, picking up 10 conference wins for the second time in Ole Miss history. A 10-6 conference record pushed the Rebels into a fourth-place SEC finish for its best since 1994. With a double bye secured for the SEC Tournament in Nashville, Ole Miss knocked off No. 23 Florida to advance to its ninth semifinal appearance and first since 1993 before ultimately falling to top-seeded South Carolina. Just a little over a week later, jubilation occurred with Ole Miss seeing its name called on Selection Sunday for the first time since 2007 as a seven seed.

Under her tutelage, Shakira Austin earned First Team All-SEC honors for the second straight season, and garnered national acclaim as one of the best centers throughout Division I hoops. Bringing in transfer guard Angel Baker from Wright State proved to be key, as she went on to be named the SEC's Sixth-Woman of the Year, for the first in Ole Miss history.

McPhee-McCuin made history of her own after the 2021-22 campaign, becoming the first woman in Bahamian history to coach at the men's national level serving as an assistant with the Bahamas Men's Senior National Team during World Cup qualifiers.

Ole Miss bounced back from an 0-16 SEC season in 2019-20 to a 15-12 (4-10 SEC) campaign in 2020-21 that saw the Rebels come dangerously close to crashing the Big Dance. The Rebels knocked off three top-25 teams in the span of a month -- including a season-sweep of nationally ranked Kentucky and a momentous upset of No. 13 Arkansas in the First Round of the SEC Tournament to mark the first SEC Quarterfinal appearance for Ole Miss since 2010. The Rebels nearly knocked off No. 14 Tennessee in that quarterfinal, which would have marked the first SEC Semifinal appearance since 1993 and likely would have pushed the Rebels into the NCAA Tournament.

The Rebels were on the outside looking in on the Big Dance despite ending the regular season with a NET of 43, five NET top-100 wins, four NET top-50 wins, and a brutal final stretch that included going 4-4 in their last eight games against an average NET of 16.8 (with only two games at home). But Coach Yo and Ole Miss took that chip on their shoulder into the WNIT with a fury, advancing all the way to the championship game after playing superb team basketball -- the furthest postseason run in program history regardless of tournament. Ole Miss fell to a dominant Rice squad in that title game, but that could do little to dampen the spirits of a program with its sights set on even higher bars in the years to come.

Much of the success for the Rebels in 2020-21 came in the form of Honorable Mention All-American and First-Team All-SEC member Shakira Austin, who immediately asserted herself as one of the most feared players in the SEC and the nation after transferring to Ole Miss from Maryland in the offseason. Austin was the first First-Team selection for Ole Miss since 2014-15 and ended up on the Lisa Leslie Top-10 list, but she wasn't alone. Ole Miss' highly-touted top-ranked recruiting class from 2019 lived up to the hype in their first season, with Madison Scott earning SEC Freshman of the Year honors and Snudda Collins being named alongside her on the SEC All-Freshman team.

The swift turnaround is even more impressive when taking stock of where the Rebels were when she took over. Coach Yo took the reigns of a Rebel program her first year in 2018-19 that had just four returners and willed it to outperform all the preseason polls that had picked Ole Miss unanimously to finish last. The Rebels improved their SEC win total by two games from the year before, winning three conference contests -- one of which was a thrilling 55-49 win at No. 16 Kentucky on Jan. 13, 2019. The win was the first over a ranked team on the road for Ole Miss since 2011 and the first win in general at UK since 2007.



McPhee-McCuin also mentored graduate transfer Crystal Allen, who in her lone season donning a Rebel jersey became one of the most electrifying players in the SEC. Allen finished the season third in the conference at 18.3 PPG and was named second-team All-SEC – the first Rebel to earn All-SEC honors since 2014-15.

She followed that up by signing the SEC's top-ranked recruiting class in 2019-20, which included two five-star signees and the first McDonald's All-American in Ole Miss women's basketball history in Madison Scott.

Coach Yo was named the Rebels' ninth head coach on April 4, 2018, the first black female head coach in Ole Miss women's basketball history.

"I am extremely humbled and grateful for the opportunity to be the women's basketball coach at the University of Mississippi," McPhee-McCuin said. "Once I stepped on campus, there was no doubt in my mind that Ole Miss had the potential to be a force to be reckoned with -- not only in the SEC but nationally as well."

McPhee-McCuin spent the previous five seasons transforming Jacksonville into a perennial power in the Atlantic Sun Conference. During her tenure as head coach, McPhee-McCuin led the Dolphins to a 94-63 record (50-24 in ASUN play) and postseason appearances in each of her last three seasons.

McPhee-McCuin, who has also served as the national team head coach for her native Bahamas, took over a program at Jacksonville that had only won 20 or more games in a season twice in its entire history and proceeded to march the Dolphins to three-straight 20-win campaigns in her final three years.

In 2015-16, McPhee-McCuin and the Dolphins made history, capturing the program's first ASUN Tournament title and NCAA Tournament berth with an upset in the conference championship game over two-time defending champion Florida Gulf Coast. The victory snapped FGCU's seven-year, 71-game home streak against ASUN opponents and boosted Jacksonville to a 22-11 record.

McPhee-McCuin's team followed that up with two more 20-win seasons and the first two WNIT appearances in JU history in

2016-17 (23-9, 11-3 ASUN) and 2017-18 (24-9, 12-2) with the final season seeing the Dolphins break the school record for single-season wins. In 2016-17, Jacksonville was the lone ASUN program to receive votes in the USA Today Coaches Poll and earned the first WNIT at-large ever given to an ASUN team.

Prior to her time at Jacksonville, McPhee-McCuin was an assistant at Clemson from 2011-13, where she was recognized as one of the top assistants in the nation by National Women's Basketball Insider. While with the Tigers, McPhee-McCuin solidified her reputation as one of the best recruiters in the country, spearheading the No. 16 class in the nation in her final year at Clemson, which included five McDonalds All-America nominees.

Before her stint at Clemson, McPhee-McCuin was on staff at Pittsburgh for two seasons in 2009 and 2010. She was part of a pair of postseason appearances with the Panthers, who rose to No. 14 in the national rankings and advanced to a Sweet 16.

Her coaching career also includes stops at Portland, Frank Phillips College, and Arkansas-Pine Bluff, where she earned her master's degree in physical education with a perfect 4.0 GPA.

McPhee-McCuin received her bachelor's in business management and administration from Rhode Island in 2004, playing in 56 games over her junior and senior years at URI and helping the Rams advance to the 2003 A-10 title game. She played her first two seasons at Miami-Dade Community College.

In addition to her collegiate coaching duties, McPhee-McCuin served as the head coach for the Bahamian national team from 2013-17. Her crowning achievement was the first Caribbean Basketball Confederation title for the Bahamas in 10 years after a 55-51 win over Jamaica to qualify for the 2016 CentroBasket Championship. The success capped a very successful tournament outing with a perfect 5-0 record, and McPhee-McCuin became the first female coach to win a CBC title.

McPhee-McCuin was the first Bahamian woman to sign a Division I letter of intent to play basketball, becoming a trailblazer in the process for other aspiring athletes from her

home country. She is the first Bahamian woman to coach at a Division I program and was the first black female head coach at Jacksonville.

McPhee-McCuin is also part of two Halls of Fame across both her playing and coaching career. In 2016, she was inducted into the Bahamian Athletic Hall of Fame alongside Buddy Hield (of the NBA's Sacramento Kings) and Jonquel Jones (of the WNBA's Connecticut Sun). In 2013, she was inducted into the New England Basketball Hall of Fame and was one of 10 recipients of the Pathfinder Award for their distinguished achievement outside of New England.

An active member of the coaching community, McPhee-McCuin is a member of the "So You Want to be a Coach" program through the WBCA, and she holds membership in the Women of Color Association. In 2013, McPhee-McCuin joined the Center of Coaching Excellence's yearly class.

Throughout her coaching career, McPhee-McCuin has had a large impact in every community in which she has coached. She developed a foundation in the Bahamas called the NoCeilings with Coach Yo, which helps the development of children through education and athletics. Additionally, she was involved in numerous community service projects at her other coaching stops.

In addition to the growth she has facilitated on the court throughout her career, McPhee-McCuin, and her staff have instilled importance in community engagement both through service and via dialogue with fans and supporters.

Coach Yo also emphasizes teaching, developing, and inspiring through character-building and leadership development, as best evidenced by her trademark motto #NoCeilings, which serves as a rallying cry both within the program and to those familiar with her in the basketball community. Her point of emphasis with #NoCeilings is to preach a way of life, especially to young women, about living without limits to what can be achieved both on the court and in life.

Born April 30, 1982, the former Yolett McPhee and her husband, Kelly McCuin, have two daughters: Yasmine and Yuri.

NCAA TOURNAMENT NOTES

REBELS IN THE NCAA TOURNAMENT

Appearing in its 20th NCAA Tournament appearance in program history, Ole Miss reaches the big dance for the third straight season for the first time since 1993 through 1996.

The Rebels have made it past the first weekend of the tournament in over half of their appearances, making 11 Sweet Sixteens before moving on to five Elite Eights.

The trek to South Bend is Ole Miss' second NCAA Tournament visit to Notre Dame, playing against Tennessee in the 1983 Sweet 16.

AS A NO. 7 SEED

The Rebels are seeded at No. 7 for the fourth time in school history and the second time in the past three seasons. As a seven, Ole Miss is 3-3 overall and had one of its most remarkable runs at the seed in reaching the 2007 Elite 8.

NCAA TOURNAMENT PLAYER STATS

MARQUESHA DAVIS

Date	Opp.	Pts.	Rbs.	Ast.
03/23/24	Marquette	4	2	2
3/24/23	Louisville	19	8	3
3/19/23	Stanford	12	4	0
3/17/23	Gonzaga	8	6	1
Average		10.8	5.0	1.5

MADISON SCOTT

Date	Opp.	Pts.	Rbs.	Ast.
03/23/24	Marquette	20	6	4
3/24/23	Louisville	4	5	0
3/19/23	Stanford	11	5	2
3/17/23	Gonzaga	11	10	1

FINAL 2022-23 REGULAR SEASON SEC STANDINGS

School	SEC	Pct.	All	Pct.
South Carolina	16-0	1.000	36-1	.973
LSU	15-1	.938	34-2	.944
Tennessee	13-3	.810	25-12	.676
Ole Miss	11-5	.688	25-9	.735
Mississippi State	9-7	.563	22-11	.667
Alabama	9-7	.563	20-11	.645
Georgia	9-7	.563	22-12	.647
Arkansas	7-9	.438	24-13	.649
Missouri	6-10	.375	18-14	.563
Auburn	5-11	.312	16-15	.516
Florida	5-11	.312	19-15	.559
Vanderbilt	3-13	.188	12-19	.387
Texas A&M	2-14	.125	9-20	.310
Kentucky	2-14	.125	12-19	.387

3/18/22	South Dak.	3	6	1
Average		9.8	6.4	1.6

AYANNA THOMPSON

Date	Opp.	Pts.	Rbs.	Ast.
03/23/24	Marquette	2	0	1
3/24/23	Louisville	0	1	1
3/19/23	Stanford	9	2	0
3/17/23	Gonzaga	8	2	1
Average		4.8	1.3	0.8

TYIA SINGLETON

Date	Opp.	Pts.	Rbs.	Ast.
03/23/23	Marquette	12	7	0
3/24/23	Louisville	3	4	0
3/19/23	Stanford	4	5	1
3/17/23	Gonzaga	3	4	0
Average		5.5	5.0	0.3

RITA IGBOKWE

Date	Opp.	Pts.	Rbs.	Ast.
03/23/24	Marquette	4	9	0
3/24/23	Louisville	0	3	0
3/19/23	Stanford	0	8	0
3/17/23	Gonzaga	4	5	1
Average		2.0	6.3	0.3

SERIES NOTES

OLE MISS VS. NOTRE DAME

Monday's meeting is the first between Ole Miss and Notre Dame in the history of both programs.

REBELS AGAINST THE ACC

Against schools from the ACC, Ole Miss is 13-17 all-time and has not defeated a team from the conference in its last seven tries.

The Rebels last picked up a win against the ACC in 2007, defeating Miami on its home court, 65-52.

SCOUTING THE FIGHTING IRISH

Riding a nine game winning streak, the ACC Tournament Champions in Notre Dame are led by All-American First Teamer in Hannah Hidalgo.

The freshman is touted as one of the best guards in the country, averaging 5.7 assists per game for 18th best nationally.

Under head coach Niele Ivey, the Irish boast one the nation's top scoring offenses with an average of 79.2 points per game and outscore their opponents by an average 18.3 points per game.

STATS STACK UP



68.9	POINTS PER GAME	79.2
41.7	FG%	45.8
26.6	3FG%	35.2
69.3	FT%	76.2
41.8	REBOUNDS PER GAME	40.6
12.6	ASSISTS PER GAME	16.4
5.9	BLOCKS PER GAME	4.8
7.8	STEALS PER GAME	11.1
59.0	SCORING DEFENSE	61.0
37.6	FG% DEFENSE	37.7
31.3	3FG% DEFENSE	27.6
+8.5	REBOUND MARGIN	+5.1
0.8	AST-TO RATIO	1.2

PRESEASON NODS AND SEASON HONORS

MADISON SCOTT

- Preseason First Team All-SEC (Coaches)
- Preseason Second Team All-SEC (Media)
- Cheryl Miller Award Preseason Watch List
- Naismith Award Preseason Watch List
- SEC Athlete of the Week - 11/21
- SEC Athlete of the Week - 2/20

KENNEDY TODD-WILLIAMS

- Cheryl Miller Award Preseason Watch List

RANKED WINS UNDER MCPHEE-MCCUIN (10)

Date	Opp.	Score
01-13-19	at No. 16 Kentucky	W, 55-49
02-04-21	No. 15 KENTUCKY	W, 72-60
02-28-21	at No. 19 Kentucky	W, 73-68
03-04-21	vs. No. 13 Arkansas	W, 69-60
12-21-21	vs. No. 18 South Florida	W, 61-53
01-23-22	at No. 23 Kentucky	W, 63-54
03-04-22	vs. No. 23 Florida	W, 70-60
01-29-23	at No. 24 Arkansas	W, 76-73 (OT)
03-17-23	vs. No. 19 Gonzaga	W, 71-48
03-19-23	vs. No. 5 Stanford	W, 54-49

GAMES HOLDING OPP. UNDER 50 POINTS

Season	Total Games	Opp. Under 50 Points
2023-24	32	11
2022-23	34	8
2021-22	32	10
2020-21	27	5
2019-20	30	1
2018-19	31	3
2017-18	31	4
2016-17	31	5
2015-16	30	4
2014-15	33	4
2013-14	32	0
2012-13	29	2
2011-12	30	3
2010-11	29	0
2009-10	32	4
2008-09	33	7
2007-08	29	2
2006-07	35	7
2005-06	31	2
2004-05	29	1
2003-04	31	1
2002-03	28	3
2001-02	28	2
2000-01	30	4
1999-00	28	2
1998-99	28	0
1997-98	31	2
1996-97	27	1
1995-96	29	2
1994-95	29	6
1993-94	33	6
1992-93	29	3
1991-92	23	3
1990-91	29	6
1989-90	32	5
1988-89	31	2
1987-88	31	3
1986-87	30	0
1985-86	31	5
1984-85	32	3
1983-84	30	3
1982-83	32	3
1981-82	32	3
1980-81	26	1
1979-80	37	0
1978-79	40	1
1977-78	40	2
1976-77	28	2
1975-76	26	5

HOME SWEET HOME (REGULAR SEASON)

Category	Home	Road	Neutral
Scoring	73.1	64.3	61.0
Scoring Defense	60.7	56.8	50.0
Scoring Margin	+12.5	+7.5	+11.0
FG%	44.0	38.9	39.3
3PT%	28.7	26.4	12.5
FT%	66.9	72.8	70.0
Opp. FG%	37.8	39.3	30.3
Opp. 3PT%	32.0	31.6	25.5
Rebounds	42.2	41.5	42.7
Reb. Margin	+8.7	+9.8	+5.7
Assists	15.5	10.4	8.7
Steals	9.1	6.9	4.7
Blocks	6.9	5.2	5.7
Turnovers	15.9	14.6	15.3
Turnovers Forced	17.8	16.4	15.7

TEAM NOTES

LAST TIME OUT

Locking it down on defense in the fourth quarter, Ole Miss pushed past No. 10 Marquette in the First Round of the NCAA Tournament, 67-55.

With a personal tournament best of 20 points, Madison Scott paced the Rebels and dished out a team-high four assists. Re-entering the starting lineup, Tyja Singleton added a season-best 12 points.

Limiting the Golden Eagles to 55 points ranked No. 4 at Ole Miss in fewest points allowed in an NCAA Tournament game.

THE ROAD TO 25 WINS

A win over Notre Dame on Monday would give Ole Miss its 25th win and back-to-back 25 victory seasons for the first time since 1981-83.

Ole Miss has seven 25 win seasons in program history, with five of those seasons coming under Van Chancellor.

HOW SWEET IT COULD BE

Not only would a win over the Fighting Irish push Ole Miss to 25 on the season, it would also propel the Rebels to their 12th Sweet 16 and a back-to-back appearance.

From 1983 to 1990, the Rebels made eight consecutive Sweet 16 appearances.

THIRTY-QUE

Dropping a career-high 33 points against Florida in the SEC Tournament Quarterfinals, Marquesha Davis became No. 2 at Ole Miss in an SEC Tournament game in scoring.

Davis is the first Rebel since Deja Cage in 2019 to score 30 points in a game for Ole Miss.

AGAINST RANKED OPPONENTS

When it comes to facing off against ranked opponents, Ole Miss owns 90 wins against ranked teams. The Rebels picked up three of those victories last season, including two in the NCAA Tournament. Under McPhee-McCuin, the Rebels have knocked off 10 ranked opponents.

This season, Ole Miss is 0-4 against ranked opponents, falling against No. 22 Louisville in the ACC/SEC Challenge at, No. 1 South Carolina and twice against a Top-10 LSU team.

Ole Miss has toppled 30 teams ranked the top-10, with 13 of those victories occurring while the Rebels

REBEL WINS VS. AP TOP-10 (30)

Date	Opp.	OM Rank	Score
03-19-23	#5 Stanford	NR	54-49
01-21-16	#9 Kentucky	NR	73-65
01-24-10	#8 Georgia	NR	66-65
03-25-07	#9 Oklahoma	NR	90-82
03-20-07	#6 Maryland	NR	89-78
01-11-07	#5 LSU	NR	77-74
02-14-05	#7 Rutgers	NR	67-57
02-04-96	#3 Tennessee	20	78-72
01-24-96	#5 Vanderbilt	23	72-53
03-06-93	#5 Auburn	NR	69-55
03-26-92	#9 Penn State	5	75-72
01-18-92	#2 Tennessee	10	80-78 (OT)
03-17-90	#5 UNLV	NR	66-62
01-20-90	#5 Georgia	NR	68-65
03-04-89	#8 Georgia	12	78-69
12-12-88	#10 Texas	6	88-67
02-04-87	#9 LSU	7	84-67
01-31-87	#3 Tennessee	8	69-65
03-20-86	#7 Auburn	11	56-55 (OT)
02-05-86	#10 Tennessee	8	68-54
02-13-85	#9 Auburn	8	66-65
02-15-84	#6 Tennessee	7	67-65
02-11-84	#9 LSU	8	79-65
01-14-84	#6 LSU	9	78-77
01-12-80	#2 Stephen F. Austin	NR	79-68
12-14-78	#5 Stephen F. Austin	18	71-66
02-25-78	#5 Delta State	NR	73-72
01-28-77	#1 Delta State	NR	73-72
01-18-77	#8 Mississippi College	NR	82-81

are unranked.

HISTORY RE-WRITTEN

A win in the regular season finale over Arkansas hit yet another historic marker for the Rebels, reaching a program best 12 wins in SEC play.

The Rebels passed the previous record of 11 set in 1991-92 and 2022-23.

OLE MISS IN WINS VS. LOSSES (REGULAR SEASON)

Category	Wins	Losses
Scoring	71.0	60.9
Scoring Defense	53.2	73.6
Scoring Margin	+17.8	-12.7
FG%	43.0	37.0
3PT%	25.7	27.0
FT%	70.2	65.8
Opp. FG%	34.8	46.2
Opp. 3PT%	29.5	36.5
Rebounds	43.9	37.9
Reb. Margin	+12.3	-2.0
Assists	13.5	10.9
Steals	8.0	7.4
Blocks	6.4	5.3
Turnovers	14.8	17.0
Turnovers Forced	17.3	16.1

GOING SEC STREAKING

Wrapping up the regular season on a six game winning streak, the Rebels tied the third-best mark in consecutive conference victories.

The 1991-92 Rebels own the longest streak, winning 11 games in-a-row to finish 11-0 in SEC play.

FINISHING TOWARD THE TOP

By locking up a third-place finish in the SEC, it is now the Rebels best finish in conference action since Ole Miss finished 1st in 1991-92.

12 wins for Ole Miss in conference play also set a new program best.

The past three seasons, Ole Miss has finished higher than its projection in the both the SEC Preseason Media and Coaches polls.

THE ROAD TO 100

Reaching 100 wins at the helm of the Rebels, head coach Yolett McPhee-McCuin hit another milestone this season in the victory over Kentucky.

McPhee-McCuin became the second coach in Ole Miss women's basketball history to reach the milestone, joining the legendary Van Chancellor who tallied 439 wins during his historic tenure in Oxford.

HARD WORK PAYING OFF

For the first time in both of their careers, Marquesha Davis and Madison Scott earned First Team All-SEC accolades to become the 16th and 17th Rebels to earn a spot on the first team and became the lone duo to do so since 1989.

Not only did Scott earn the First Team nod, she was also named to the All-Defensive team for the second season in a row.

DEFENSE GETS DUBS

Locking down Arkansas, Kentucky and Missouri and holding each to under 50 points, Ole Miss held even more opponents to under 50 points for the fourth time this season.

Ole Miss has now held 32 SEC opponents to under 50 points in a game throughout program history, with 10 of those games coming under head coach Yolett McPhee-McCuin.

NO THREE'S HERE

The motto of 'dictate and disrupt' from the Rebels causes havoc on other opponents offenses,

and Ole Miss once again proved its power over Missouri, holding the Tigers scoreless from beyond the arc.

Since the 2011-12 season, Ole Miss is the only team to hold Missouri scoreless from three. Not only did the Rebels accomplish the feat this season, but did the exact same thing against the Tigers in 2022, holding Missouri 0-for-7 from deep.

THREE TIMES AS NICE

Reaching 20 wins with its victory over Missouri, Ole Miss has hit the mark for the third straight season and for the 21st time in program history.

Not only did the Rebels reach 20 wins, they also hit 10 wins in SEC play for the third year in a row for the first time in program history.

REJECTIONS JUST MEAN MORE

Already touted as one of the best defensive teams in the SEC, Ole Miss has had a remarkable stretch around the rim the past few seasons as well as this year with a total of 190 blocks and counting.

The 190 rejections to break the single-season program record, make Ole Miss one of four programs in the SEC to have 150 blocks or more the past two seasons.

GOING MADI

When a shot from Madison Scott goes up in the air, there is a high probability that it's going in. The senior currently leads for the Rebels in field goal percentage with 150 or more attempts at 49.5%.

If the trend continues for Scott, she could become the second Rebel in Ole Miss women's basketball history to lead the team in field goal percentage for four seasons in a row.

HELP A FRIEND OUT

We all know that sharing is caring, and against Kentucky the Rebels dished out an SEC high 21 assists, with Madison Scott with a game-high six dimes.

The Rebels have dished out 10 or more assists in 11 SEC games to date this season.

STAYING ON BRAND

Holding Georgia to a mere three points in the second quarter in Oxford and 15 points in the half, the Rebels stuck to their roots as a defensive brand of basketball.

The 15 points in half tied the fewest allowed against an SEC team since 2015-16.

CARDIAC REBS

Forcing overtime for the second game in-a-row against Mississippi State, Ole Miss found itself playing in extra time in back-to-back games for the first time in program history.

Not only did the Rebels force extra time, but the two wins are Ole Miss first back-to-back overtime wins in school history.

Ole Miss is now 25-26 in overtime games and 15-7 against opponents when at home.

HOME IS WHERE THE HEART IS

A win against Georgia provided Ole Miss with its 10th victory of the season at home. The Rebels had not won 10 or more games at home for three seasons in a row since the 2006-09 campaigns.

Ole Miss now has 26 seasons with 10 or more wins at home.

WHEN IN DOUBT, MADI'S GOT IT COVERED

Down by eight with five minutes to play against Mississippi State, Madison Scott scored nine points in the fourth quarter and hit a last second layup for Ole Miss to send the game to overtime against the Bulldogs.

Scott's efforts against Mississippi State and Florida earned her SEC Co-Player of the Week honors for the second time this season and the second time in her career after averaging 23.5 points and 10.5 rebounds on the week.

With the honor, Scott is the first Rebel to earn multiple SEC Player of the Week honors since Armintie Price during the 2006-07 campaign.

THREE-HEADED MONSTER

The trio of Marquesha Davis, Madison Scott and Kennedy Todd-Williams, popped off against Florida and Mississippi State with the three combining for 60.0 points per game against the Gators and Bulldogs.

Through Ole Miss' seven game winning streak, the three are averaged 49.1 points per game for the Rebels, with Davis leading the way at 17.4 points per game.

DIRTY GLASS? WE'LL CLEAN IT

The Rebels could not be stopped off the boards against Arkansas, out-rebounding the Razorbacks,

AP TOP-25 • MARCH 11

Rank	Team (1st-Place)	W-L	Points	Last
1	South Carolina (35)	32-0	875	1
2	Iowa	29-4	821	3
3	USC	26-5	809	5
4	Stanford	28-5	750	2
5	Texas	28-4	740	6
6	UCLA	25-6	646	7
7	Ohio State	25-5	642	4
8	LSU	28-5	627	8
9	Notre Dame	26-6	613	14
10	UConn	28-5	612	9
11	NC State	27-6	513	10
12	Oregon State	24-7	465	13
13	Virginia Tech	24-7	437	11
14	Gonzaga	29-2	412	15
15	Indiana	24-5	399	12
16	Kansas State	25-6	365	16
17	Oklahoma	22-8	302	19
18	Colorado	22-9	262	18
19	Baylor	24-7	234	17
20	Utah	22-10	170	22
21	UNLV	27-2	156	23
22	Syracuse	23-7	129	20
23	Creighton	25-5	91	21
24	Louisville	24-9	90	24
24	Fairfield	28-1	88	25

Others receiving votes: Princeton 36, Nebraska 21, Ole Miss 20, West Virginia 16, Iowa St. 10, Columbia 6, Tennessee 4, Toledo 4, Florida St. 3, Duke 2, Richmond 2, Kansas 2, Jackson St 1

USA TODAY/WBCA COACHES TOP-25 • MARCH 12

Rank	Team (1st-Place)	W-L	Points	Last
1	South Carolina (32)	32-0	800	1
2	Iowa	29-4	763	3
3	USC	26-5	716	8
4	Texas	29-4	701	6
5	Stanford	28-5	665	2
6	LSU	28-5	601	5
7	UConn	29-5	591	9
8	UCLA	25-6	581	7
9	Ohio State	25-5	571	4
10	Notre Dame	26-6	544	14
11	NC State	27-6	469	10
12	Gonzaga	30-2	448	13
13	Virginia Tech	24-7	401	11
14	Oregon State	24-7	383	15
15	Indiana	24-5	362	12
16	Kansas State	25-7	325	16
17	Colorado	22-9	239	19
18	Baylor	24-7	224	17
19	UNLV	28-2	178	23
20	Oklahoma	22-9	158	21
21	Creighton	25-5	154	18
22	Utah	22-10	138	22
23	Syracuse	23-7	103	20
24	Princeton	23-4	82	25
25	Louisville	24-9	67	24

Others receiving votes: Iowa State 27; Fairfield 24; West Virginia 22; Richmond 20; Tennessee 14; Toledo 12; Ball State 9; Nebraska 5; Ole Miss 1; Marshall 1; Jackson State 1

58 to 28 for a total margin of +30.

The margin is the fifth time Ole Miss has out-rebounded an SEC opponent by 20 or more rebounds since 2000 and the highest mark in the 21st century.

WE LOVE FREE BASKETBALL

Forcing overtime on the road at Florida and going on a tear in the final five minutes to win by 10, Ole Miss picked up its largest overtime victory since taking down Central Michigan in Oxford in 2007. It was also Ole Miss' largest road overtime win since defeating Arkansas in Fayetteville in 2007.

KEEP THE GLASS CLEAN

Ranking in the top half of the SEC in rebounds per game at No. 5 with an average of 41.8 per game, Ole Miss is 24-1 this season when out-rebounding its opponents.

This year, Ole Miss has collected four games with 50 plus rebounds and 20 with 40 or more. The Rebels snagged a season-high 58 rebounds against Arkansas.

EIGHT IS THE MAGIC NUMBER

Finishing at 12-4 in conference play, Ole Miss has reached at least eight wins in SEC play for the third season in a row and hit 10 for the third consecutive season as well.

The 2021-22 Rebels won 10 and the 2022-23 team won 11 games in SEC play. Reaching the 10 win milestone is the first time in program history that Ole Miss has won 10 SEC games three years in a row for the first time in program history.

THRIVING AT THE LINE

As one of the nation's top teams at reaching the free throw line, the Rebels excelled from the charity stripe against Tennessee and Vanderbilt. Ole Miss currently ranks 11th nationally and second in the SEC, averaging 22.6 trips to the line per game.

Against Tennessee, at Vanderbilt and versus Arkansas, the Rebels shot a season-high 83.3% from the stripe. Against the Lady Vols, Ole Miss went 10-of-12, at Vanderbilt shot 20-of-24 and went 15-of-18 against Arkansas.

QUEEN QUE

For the first time in her career, Marquesha Davis tallied three straight 20-point outings with 23 points against Florida, another 23 against Tennessee and a season-high 25 points at

TIME LED-REGULAR SEASON (BY PERCENTAGE)

Opponent	Led	Trailed	Tied	% Led
Queens	37:01	1:58	1:01	.925
Oklahoma	14:24	22:52	2:44	.360
Temple	39:11	0:00	0:49	.980
vs. Howard	23:52	10:18	5:50	.597
vs. Arizona	16:56	22:19	0:45	.423
vs. Michigan	36:53	0:00	3:07	.922
Little Rock	37:09	0:00	2:51	.929
Louisville	4:56	28:26	6:38	.123
at Southern Miss	28:28	9:13	2:19	.712
MVSU	38:22	0:00	1:38	.959
at South Alabama	39:39	0:00	0:21	.991
at Ark.-Pine Bluff	21:21	8:25	10:14	.534
Alcorn St.	39:12	0:00	0:48	.980
at Alabama	32:59	6:08	0:53	.825
LSU	2:04	35:18	2:38	.052
Auburn	37:37	0:00	2:23	.940
at MSU	14:26	18:05	7:29	.361
at Georgia	31:56	5:15	2:49	.798
Florida	38:49	0:00	1:11	.962
Tennessee	20:06	15:30	4:24	.502
at Vanderbilt	26:06	11:15	2:39	.653
at South Carolina	4:25	33:28	2:07	.110
Texas A&M	8:12	29:00	2:48	.205
at Florida	4:14	38:17	2:29	.094
MSU	28:53	13:42	2:25	.642
Georgia	32:40	3:48	3:32	.817
at Missouri	36:21	3:18	0:21	.909
at Kentucky	39:20	0:00	0:33	.980
Arkansas	39:42	0:00	0:18	.993
TOTAL	774:24	316:35	77:43	.665

Vanderbilt.

She was first Rebel since Shakira Austin in 2021 to tally 20-point performances in three games in a row.

Davis has notched eight 20-point games this season and 11 total in her career, with all 11 coming during her time as a Rebel.

WE SEE YOU RICH

Coming off the bench against Tennessee, Kharyssa Richardson was a key component of Ole Miss' win with 21 points in her 18 minutes of action.

Shooting 9-of-10 from the floor, Richardson's 21 points set a new career-high and tied the best field goal percentage by a Rebel this season with 10 or more attempts.

In her first season as a Rebel, Richardson is averaging 5.9 points per outing along with 3.1 rebounds per game.

HEATING UP

For the first time in over two seasons, Ole Miss' offense hit a high stride in conference play in scoring 80 plus points in two consecutive games.

2023-24 SEC PRESEASON POLL

COACHES

Rank Team

1	LSU
2	South Carolina
3	Tennessee
4	Ole Miss
5	Mississippi State
6	Texas A&M
7	Arkansas
8	Alabama
9	Georgia
10	Florida
11	Missouri
12	Auburn
13	Vanderbilt
14	Kentucky

MEDIA

Rank Team

1	LSU
2	South Carolina
3	Tennessee
4	Ole Miss
5	Mississippi State
6	Arkansas
7	Georgia
8	Texas A&M
9	Alabama
10	Florida
11	Missouri
12	Auburn
13	Kentucky
14	Vanderbilt

2023-24 SEC PRESEASON TEAMS

COACHES

Player of the Year

Angel Reese, LSU

First Team All-SEC

Angel Reese, LSU
Hailey Van Lith, LSU
Madison Scott, Ole Miss
Jessika Carter, Mississippi State
Hayley Frank, Missouri
Kamilla Cardoso, South Carolina
Rickeya Jackson, Tennessee
Janiah Barker, Texas A&M

Second Team All-SEC

Makayla Daniels, Arkansas
Flau'jae Johnson, LSU
Aneasha Morrow, LSU
Erynn Barnum, Mississippi State
JerKaila Jordan, Mississippi State
Te-Hina Paopao, South Carolina
Tamari Key, Tennessee
Jewel Spear, Tennessee
Aicha Coulibaly, Texas A&M

MEDIA

Player of the Year

Angel Reese, LSU

Preseason All-SEC First Team

Flau'jae Johnson, LSU
Angel Reese, LSU
Hailey Van Lith, LSU
Kamila Cardoso, South Carolina
Rickeya Jackson, Tennessee

Preseason All-SEC Second Team

Aneasha Morrow, LSU
Madison Scott, Ole Miss
Jessika Carter, Mississippi State
Jewel Spear, Tennessee
Aicha Coulibaly, Texas A&M
Jordyn Cambridge, Vanderbilt

SEC STANDINGS

	CONFERENCE				OVERALL					Streak	vs. T10	vs. T25
	W-L	Pct.	H	A	W-L	Pct.	H	A	N			
^South Carolina	16-0	1.000	8-0	8-0	32-0	1.000	15-0	12-0	5-0	W32	5-0	7-0
LSU	13-3	.813	7-1	6-2	28-5	.848	16-1	8-2	4-2	L1	1-2	1-3
Ole Miss	12-4	.750	6-2	6-2	23-8	.742	11-4	8-3	4-1	L1	0-3	0-4
Alabama	10-6	.625	5-3	5-3	23-9	.719	15-3	6-4	2-2	L1	0-2	1-3
Tennessee	10-6	.625	6-3	4-3	19-12	.613	11-4	5-5	3-3	L1	0-4	1-8
Vanderbilt	9-7	.563	3-5	6-2	22-9	.710	12-5	8-3	2-1	L1	0-2	0-3
Auburn	8-8	.500	6-2	2-6	20-11	.645	14-3	5-7	1-1	L1	1-3	1-3
Mississippi State	8-8	.500	4-3	4-5	21-11	.656	11-5	7-5	3-1	L1	1-1	1-1
Texas A&M	6-10	.375	3-6	3-4	19-12	.613	12-5	5-6	2-1	L1	0-3	0-4
Arkansas	6-10	.375	4-4	2-6	18-14	.563	10-6	4-6	4-2	L5	0-3	1-3
Florida	5-11	.313	4-4	1-7	16-15	.516	8-5	3-9	5-1	L1	0-2	0-3
Kentucky	4-12	.250	3-5	1-7	12-20	.375	10-7	1-9	1-4	L1	0-5	0-8
Georgia	3-13	.188	3-5	0-8	12-19	.387	8-7	1-9	3-2	L3	0-2	0-2
Missouri	2-14	.125	1-7	1-7	11-19	.367	8-7	2-9	1-3	L12	0-3	1-4

^-SEC Champion; SEC Tournament Champion

SEC WEEKLY HONORS

ATHLETE OF THE WEEK

- 11/14 - Kamilla Cardoso - South Carolina
- 11/21 - Raven Johnson - South Carolina & **Madison Scott - Ole Miss**
- 11/28 - Aneasha Morrow - LSU
- 12/5 - Ajae Petty - Kentucky
- 12/12 - Te-Hina Paopao - South Carolina
- 12/19 - Angel Reese - LSU & Jessika Carter - MSU
- 12/26 - Lauren Park-Lane - Mississippi State
- 1/2 - Darrione Rogers - Mississippi State
- 1/9 - Rickea Jackson - Tennessee
- 1/16 - Honesty Scott-Grayson - Auburn & Jessika Carter - MSU
- 1/23 - Angel Reese - LSU
- 1/30 - Jerkaila Jordan - MSU & Kamilla Cardoso - South Carolina
- 2/6 - Sarah Ashlee Barker - Alabama & Jewel Spear - Tennessee
- 2/13 - Angel Reese - LSU
- 2/20 - **Madison Scott - UM** & Kamilla Cardoso - SC
- 2/27 - Angel Reese - LSU
- 3/4 - Ashlyn Watkins - South Carolina

FRESHMAN OF THE WEEK

- 11/14 - Savannah Scott - Auburn
- 11/21 - Taliah Scott - Arkansas
- 11/28 - Essence Cody - Alabama & Taliah Scott - Arkansas
- 12/5 - Taliah Scott - Arkansas
- 12/12 - Taliah Scott - Arkansas
- 12/19 - Mikaylah Williams - LSU
- 12/26 - Taliah Scott - Arkansas
- 1/2 - Quanirah Montague - MSU & Khamil Pierre -VU
- 1/9 - Mikaylah Williams - LSU
- 1/16 - Khamil Pierre - Vanderbilt
- 1/23 - Mikaylah Williams - LSU & MiLaysia Fulwiley - South Carolina
- 1/30 - Essence Cody - Alabama & Mirade Sheppard - MSU
- 2/6 - MiLaysia Fulwiley - South Carolina
- 2/13 - Khamil Pierre - Vanderbilt
- 2/20 - Khamil Pierre - Vanderbilt
- 2/27 - Khamil Pierre - Vanderbilt
- 3/4 - Essence Cody - Alabama & Khamil Pierre - Vanderbilt

Dropping 81 points against Florida and then 80 against Tennessee marked the first time Ole Miss achieved the feat since scoring 80 plus points from Jan. 13-20, 2022 against Alabama, Mississippi State and Texas A&M.

Scoring 87 points against Arkansas was the most against an SEC opponent since dropping 88 on Florida in 2013.

This season, Ole Miss has reached the 80-point mark in seven games.

SHOOTING IT LIGHTS OUT

For the first time since 2010, the Rebels shot over 50% in back-to-back SEC contests with a high clip against both Georgia and Florida in January.

Against the Bulldogs, Ole Miss shot 51.7% from the field and followed that up with a 50.8% performance against Florida.

HOTTY (KENNEDY) TODDY

Entering SEC play, Kennedy Todd-Williams picked it up in her first season with the Rebels, reaching double-figures in scoring in 11 out of 16 conference games.

BY THE NUMBERS

- Overall 24-8
- SEC Games 12-4
- SEC Tournament Games 1-1
- Streak (Last 10) 8-2

- Home Overall (SEC) 11-4 (6-2)
- Road Overall (SEC) 8-3 (6-2)
- Neutral Games (SEC) 5-1 (1-1)

- Day Games (SEC) 11-4 (4-3)
- Night Games (SEC) 12-4 (7-1)

- November Games 6-2
- December Games 4-1
- January Games 5-2
- February Games 6-2
- March Games 3-1

- Monday Games 4-0
- Tuesday Games 1-0
- Wednesday Games 1-1
- Thursday Games 8-2
- Friday Games 1-0
- Saturday Games 4-2
- Sunday Games 5-3

- Overtime Games 2-0
- Television Games 8-6
- SECN+ Games 12-1
- vs. Ranked Opponents 0-4

REBELS' RECORD WHEN...

- Leading at the half 17-3
- Tied at the half 3-0
- Behind at the half 4-5
- Scores 90 points or more 1-0
- Scores 80-89 points 7-0
- Scores 70-79 points 4-2
- Scores less than 70 points 12-5

- Out-rebounds opponent 24-1
- Out-rebounded by opponent 0-7
- Ties opponents in rebounds 0-0

- Shoots 50 percent or better 5-0
- Shoots between 40-49 percent 10-3
- Shoots under 40 percent 9-5

- Shoots 30 percent or better from 3-pt. 9-3
- Shoots under 30 percent from 3-pt. 15-5

- Shoots 70 percent or better from FT line 16-3
- Shoots 60-69 percent from FT line 7-3
- Shoots under 60 percent from FT line 1-2

- Opp. shoots 50 percent or better 0-1
- Opp. shoots 40-49 percent 4-7
- Opp. shoots under 40 percent 20-0

- Opp. shoots 30 percent or better from 3-pt. 8-5
- Opp. shoots under 30 percent from 3-pt. 16-2

- Commits 15 turnovers or more 14-6
- Commits less than 15 turnovers 10-2

- Forces 15 turnovers or more 19-6
- Forces less than 15 turnovers 5-2

- Has less (or same) turnovers than opp. 17-4
- Has more turnovers than opponent 7-4

Against Florida in Oxford, Todd-Williams notched her second-consecutive game with at least five points, five rebounds and five assists and boasts seven 5/5/5 games in her career.

EXPERIENCE THROUGH AND THROUGH

Seven Rebels boast over 100 games played throughout their collegiate careers, with experience running deep through the roster.

Ole Miss is the only school in the SEC to have seven players appear in 100 plus collegiate games.

IF YOU BUILD IT, THEY WILL COME

Smashing the previous Ole Miss women's basketball attendance record of 8,958 with 9,074 fans attended Ole Miss's match-up at the SJB Pavilion against LSU.

The rise has proven the growth of women's basketball in Oxford, with the crowd beating the previous attendance record against an SEC opponent as well of 6,563 against No. 1 South Carolina last season.

IT'S ALWAYS A PARTY

Dictating and disrupting opposing teams never stops for Ole Miss as the Rebels threw a block party at Coleman Coliseum against Alabama with 12 blocks as a team.

Six Rebels combined for 12 rejections, with Rita Igbokwe leading the way with five. The 12 blocks set an Ole Miss record for the most against a team on the road.

COME AT HER

At 6-4, Rita Igbokwe has remained one of the nation's best defenders throughout her five years of collegiate play. After setting block records at Pitt, Igbokwe remains just as record breaking as a Rebel.

At UAPB, Igbokwe swatted a career-high eight rejections against the Golden Lions.

The eight blocks are the second most by any SEC player this season, third most in a single-game this season in Division I women's basketball, and rank second all-time in a game at Ole Miss.

Igbokwe ranks seventh in the SEC averaging 1.7 rejections per game.

SHUTTING DOWN SHOOTERS

By dictating and disrupting, Ole Miss has held 20 of its opponents to under 40% shooting from the field.

SUPERLATIVES

- BIGGEST OLE MISS LEAD:**
47, vs. Queens (11-06-23)
- BIGGEST OLE MISS DEFICIT:**
29, 2x, last vs. Texas A&M (02-08-24)
- BIGGEST OLE MISS LEAD IN A LOSS:**
11, at Southern Miss (12-02-23)
- BIGGEST OLE MISS DEFICIT IN A WIN:**
16, at Florida (02-15-24)
- BIGGEST OLE MISS HALFTIME LEAD:**
20, vs. Florida (01-25-24)
- BIGGEST OLE MISS HALFTIME DEFICIT:**
13, vs. LSU (01-07-24)
- BEST OLE MISS 1ST HALF FG%:**
.568, vs. Florida (01-25-24)
- WORST OLE MISS 1ST HALF FG%:**
.273, at South Alabama (12-18-23)
- BEST OLE MISS 2ND HALF FG%:**
.600, vs. LSU (03-09-24)
- WORST OLE MISS 2ND HALF FG%:**
.259, at Alabama (01-05-23)
- MOST POINTS BY OLE MISS IN 1ST HALF:**
48, 2x, last vs. Arkansas (03-03-24)
- FEWEST POINTS BY OLE MISS IN 1ST HALF:**
16, vs. Arizona (11-19-23)
- MOST POINTS BY OPPONENT IN 1ST HALF:**
50, vs. LSU (01-07-24)
- FEWEST POINTS BY OPPONENT IN 1ST HALF:**
15, 2x, last vs. Georgia (02-22-24)
- MOST POINTS BY OLE MISS IN 2ND HALF:**
50, vs. Queens (11-06-23)
- FEWEST POINTS BY OLE MISS IN 2ND HALF:**
23, at Southern Miss (12-02-23)
- MOST POINTS BY OPPONENT IN 2ND HALF:**
45, at South Carolina (02-06-24)
- FEWEST POINTS BY OPPONENT IN 2ND HALF:**
11, vs. Arkansas (03-03-24)
- BIGGEST HALFTIME LEAD BLOWN:**
4, at Southern Miss (12-02-23)
- BIGGEST HALFTIME DEFICIT ERASED:**
8, at Florida (02-15-24)
- BIGGEST MARGIN OF VICTORY:**
47, vs. Queens (11-06-23)
- BIGGEST MARGIN OF DEFEAT:**
29, at South Carolina (02-06-24)

GAME-BY-GAME STARTING LINEUPS

Opponent	Date	Result	PG	G	G/F	G/F	F/C	Lineup	Record
Queens	Nov. 6	W, 91-41	Deans	Davis	Todd-Williams	Scott	Singleton	#1	1-0
Oklahoma	Nov. 9	L, 80-70	Deans	Davis	Todd-Williams	Scott	Singleton	#1	1-1
Temple	Nov. 15	W, 80-63	Deans	Davis	Todd-Williams	Avlijas	Richardson	#2	1-0
vs. Howard	Nov. 18	W, 67-54	Deans	Davis	Todd-Williams	Scott	Richardson	#3	1-0
vs. Arizona	Nov. 19	W, 56-47	Deans	Davis	Todd-Williams	Scott	Richardson	#3	2-0
vs. Michigan	Nov. 20	W, 60-49	Deans	Davis	Todd-Williams	Scott	Richardson	#3	3-0
Little Rock	Nov. 25	W, 58-45	Avlijas	Davis	Todd-Williams	Scott	Richardson	#4	1-0
Louisville	Nov. 29	L, 64-58	Todd-Williams	Davis	Collins	Scott	Richardson	#5	0-1
at Southern Miss.	Dec. 2	L, 61-59	Stephenson	Davis	Collins	Scott	Igbokwe	#6	0-1
MVSU	Dec. 12	W, 84-56	Stephenson	Davis	Collins	Thompson	Igbokwe	#7	1-0
at South Alabama	Dec. 18	W, 64-41	Scott	Davis	Collins	Singleton	Igbokwe	#8	1-0
at UAPB	Dec. 21	W, 62-47	Scott	Davis	Collins	Singleton	Igbokwe	#8	2-0
Alcorn State	Dec. 30	W, 76-37	Scott	Davis	Collins	Singleton	Igbokwe	#8	3-0
at Alabama	Jan. 4	W, 55-45	Scott	Davis	Collins	Singleton	Igbokwe	#8	4-0
LSU	Jan. 7	L, 84-73	Scott	Davis	Collins	Singleton	Igbokwe	#8	4-1
Auburn	Jan. 11	W, 58-55	Scott	Davis	Todd-Williams	Singleton	Igbokwe	#9	1-0
at Mississippi State	Jan. 14	L, 69-57	Scott	Davis	Collins	Singleton	Igbokwe	#8	4-2
at Georgia	Jan. 21	W, 69-59	Scott	Davis	Todd-Williams	Collins	Igbokwe	#10	1-0
Florida	Jan. 25	W, 81-70	Scott	Davis	Todd-Williams	Collins	Igbokwe	#10	2-0
Tennessee	Jan. 28	W, 80-75	Scott	Davis	Todd-Williams	Collins	Igbokwe	#10	3-0
at Vanderbilt	Feb. 1	W, 67-61	Scott	Davis	Todd-Williams	Collins	Igbokwe	#9	4-0
at South Carolina	Feb. 4	L, 85-56	Scott	Davis	Todd-Williams	Collins	Singleton	#11	0-1
Texas A&M	Feb. 8	L, 72-53	Scott	Davis	Todd-Williams	Collins	Singleton	#11	0-2
at Florida	Feb. 15	W, 77-67 (OT)	Scott	Davis	Todd-Williams	Collins	Igbokwe	#10	5-0
Mississippi State	Feb. 18	W, 75-71 (OT)	Scott	Davis	Todd-Williams	Stephenson	Igbokwe	#12	1-0
Georgia	Feb. 22	W, 73-51	Scott	Davis	Todd-Williams	Stephenson	Igbokwe	#12	2-0
at Missouri	Feb. 26	W, 66-45	Scott	Davis	Todd-Williams	Collins	Igbokwe	#10	6-0
at Kentucky	Feb. 29	W, 75-45	Scott	Davis	Todd-Williams	Collins	Igbokwe	#10	7-0
Arkansas	March 3	W, 87-43	Scott	Davis	Todd-Williams	Collins	Igbokwe	#10	8-0
Florida\$	March 8	W, 84-74	Scott	Davis	Todd-Williams	Collins	Igbokwe	#10	9-0
LSU\$	March 9	L, 75-67	Scott	Davis	Todd-Williams	Stephenson	Igbokwe	#12	2-1
Marquette%	March 23	W, 67-55	Scott	Davis	Todd-Williams	Singleton	Igbokwe	#9	5-0

REBEL STARTING/GAMES PLAYED HISTORY

CAREER STARTS			CAREER GAMES PLAYED		
Name	Season	Career	Name	Season	Career
Marija Avlijas	2	2	Marija Avlijas	17	17
Rhema Collins	--	--	Rhema Collins	11	11
Snudda Collins	20	73	Snudda Collins	28	121
Marquesha Davis	32	59	Marquesha Davis	32	117
KK Deans	6	81	KK Deans	6	114
Elauna Eaton	--	2	Elauna Eaton	20	77
Rita Igbokwe	22	24	Rita Igbokwe	32	145
Mariyah Noel	--	--	Mariyah Noel	20	20
Kharyssa Richardson	6	33	Kharyssa Richardson	32	60
Madison Scott	30	116	Madison Scott	31	121
Tyia Singleton	12	85	Tyia Singleton	31	151
Zakiya Stephenson	5	5	Zakiya Stephenson	29	29
Ayanna Thompson	1	1	Ayanna Thompson	29	58
Kennedy Todd-Williams	24	94	Kennedy Todd-Williams	32	121
J'Adore Young	--	--	J'Adore Young	8	8

GAME LEADERS

POINTS

- 1 - Avlijas
- 7 - Collins
- 13 - Davis
- 1 - Deans
- 1 - Richardson
- 10 - Scott
- 1 - Todd-Williams

REBOUNDS

- 2 - Davis
- 1 - Deans
- 10 - Igbokwe
- 1 - Richardson
- 13 - Scott
- 5 - Singleton
- 4 - Todd-Williams

ASSISTS

- 1 - Avlijas
- 1 - Davis
- 3 - Deans
- 1 - Noel
- 1 - Richardson
- 9 - Todd-Williams
- 16 - Scott
- 1 - Singleton
- 4 - Stephenson

20-PT GAMES

- 1 - Collins
- 8 - Davis
- 1 - Richardson
- 5 - Scott
- 1 - Todd-Williams

DOUBLE-DIGITS

- 1 - Avlijas
- 13 - Collins
- 24 - Davis
- 3 - Deans
- 3 - Igbokwe
- 6 - Richardson
- 20 - Scott
- 3 - Singleton
- 20 - Todd-Williams

DOUBLE-DIGIT REBOUNDS

- 1 - Davis
- 6 - Igbokwe
- 7 - Scott
- 2 - Singleton
- 1 - Todd-Williams

DOUBLE-DIGIT ASSISTS

DOUBLE-DOUBLES

- 1 - Davis
- 2 - Igbokwe
- 6 - Scott
- 1 - Todd-Williams

GAME-BY-GAME SPECIALTY STATS

Opponent	Date	Result	Paint	Off TO	2nd Chance	FB	Bench
Queens	Nov. 6	W, 91-44	50	28	20	15	46
Oklahoma	Nov. 9	L, 80-70	26	15	12	12	27
Temple	Nov. 15	W, 80-63	34	12	16	19	28
vs. Howard	Nov. 18	W, 67-54	34	14	19	10	13
vs. Arizona	Nov. 19	W, 56-47	32	17	12	12	4
vs. Michigan	Nov. 20	W, 60-49	36	12	9	9	27
Little Rock	Nov. 25	W, 58-45	28	23	5	3	29
Louisville	Nov. 29	L, 64-58	28	19	4	8	10
at Southern Miss	Dec. 2	L, 61-59	20	19	14	12	13
MVSU	Dec. 12	W, 84-56	50	23	20	16	44
at South Alabama	Dec. 18	W, 64-41	28	17	24	5	18
at UAPB	Dec. 21	W, 62-47	32	15	8	17	11
Alcorn State	Dec. 30	W, 76-37	30	22	11	8	41
at Alabama	Jan. 4	W, 55-45	30	24	12	12	18
LSU	Jan. 7	L, 84-73	36	18	10	19	14
Auburn	Jan. 11	W, 58-55	34	15	15	8	17
at Mississippi St.	Jan. 14	L, 69-57	18	13	16	8	9
at Georgia	Jan. 21	W, 69-59	36	14	10	4	11
Florida	Jan. 25	W, 81-70	40	27	5	14	16
Tennessee	Jan. 28	W, 80-75	44	15	11	18	27
at Vanderbilt	Feb. 1	W, 67-61	30	21	16	12	9
at South Carolina	Feb. 4	L, 65-56	26	2	6	9	16
Texas A&M	Feb. 8	L, 72-53	22	17	11	8	10
at Florida	Feb. 15	W, 77-67 (OT)	38	25	18	14	8
Mississippi St.	Feb. 18	W, 75-71 (OT)	26	11	18	11	6
Georgia	Feb. 22	W, 73-51	34	23	19	11	12
at Missouri	Feb. 26	W, 66-45	14	20	18	3	19
at Kentucky	Feb. 29	W, 75-45	32	23	14	8	32
Arkansas	March 3	W, 87-43	50	11	16	12	19
Florida\$	March 8	W, 84-74	38	15	22	11	15
LSU\$	March 9	L, 75-67	24	16	11	9	2
Marquette%	March 23	W, 67-55	24	13	14	7	12
AVERAGE			32.2	17.4	13.9	10.8	18.5

The Rebels have also held six of its opponents to its lowest single-game point total of the season.

DEFENSE TRAVELS

Once again, Ole Miss made sure to pack its defense for its trip to Mobile and held the Jaguars to a season-low 41 points and shortly followed up holding Alcorn State to 37 points. This is the sixth time under McPhee-McCuin that her team has kept its opponent under the 40-point threshold.

This season Ole Miss has held 28 out of its 32 opponents to under its scoring average when they have faced off against the Rebels.

BOXING OUT

So far this season, Ole Miss has outrebounded four opponents with a margin of 20 or more. In the McPhee-McCuin era, the Rebels have held a margin of 20+ against 14 opponents.

The six years prior to McPhee-McCuin arriving in Oxford, the Rebels only had a 20+ margin three times.

BLOCK TO THE TOP

Swatting 14 shots against MVSU, Ole Miss set a new single-game program record against the Devilletes.

The 14 blocks also marked a new SJB Pavilion record, shattering the previous of nine.

Ole Miss' massive performance with 14 rejections are the third most in women's basketball this year. The Rebels have had six games in the McPhee-McCuin era with double-figure blocks.

Nationally, Ole Miss ranks third overall with an average of 5.9 rejections per game and second in the SEC.

SEC INDIVIDUAL RANKINGS (TOP-10) • (MARCH 23)

Rita Igbokwe

7th. Blocks (1.69)

9th. Offensive Rebounds (2.75)

Madison Scott

10th. Assist/Turnover Ratio (1.45)

GAME-BY-GAME LEAD/DEFICIT

Opponent	Date	Result	Largest Lead	Largest Deficit	Time Led	Time Trailed	Time Tied
Queens	Nov. 6	W, 91-44	47 (4Q, 0:32)	3 (1Q, 9:32)	37:01	1:58	1:01
Oklahoma	Nov. 9	L, 80-70	5 (1Q, 3:24)	14 (4Q, 1:43)	14:24	22:52	2:44
Temple	Nov. 15	W, 80-63	24 (4Q, 2:28)	0 (1Q, 10:00)	39:11	0:00	0:49
vs. Howard	Nov. 18	W, 67-54	13 (4Q, 0:11)	7 (2Q, 5:57)	23:52	10:18	6:30
vs. Arizona	Nov. 19	W, 56-47	10 (4Q, 1:52)	11 (2Q, 4:13)	16:56	22:19	0:45
vs. Michigan	Nov. 20	W, 60-49	20 (4Q, 6:42)	0 (1Q, 10:00)	36:53	0:00	3:07
Little Rock	Nov. 25	W, 58-45	15 (2Q, 4:24)	0 (1Q, 10:00)	37:09	0:00	2:51
Louisville	Nov. 29	L, 64-58	4 (2Q, 1:10)	8 (4Q, 3:45)	4:56	28:26	6:38
at Southern Miss	Dec. 2	L, 61-59	11 (3Q, 4:34)	4 (2Q, 4:03)	28:28	9:13	2:19
MVSU	Dec. 12	W, 84-56	29 (4Q, 2:12)	0 (1Q, 10:00)	38:22	0:00	1:38
at South Alabama	Dec. 18	W, 64-41	23 (4Q, 1:31)	0 (1Q, 10:00)	39:39	0:00	0:21
at UAPB	Dec. 21	W, 62-47	15 (4Q, 0:55)	4 (1Q, 3:44)	21:21	8:25	10:14
Alcorn State	Dec. 30	W, 76-37	41 (4Q, 0:42)	0 (1Q, 10:00)	39:12	0:00	0:48
at Alabama	Jan. 4	W, 55-45	14 (4Q, 4:02)	5 (1Q, 7:02)	32:59	6:08	0:53
LSU	Jan. 7	L, 84-73	4 (1Q, 2:17)	15 (4Q, 6:02)	2:04	35:18	2:38
Auburn	Jan. 11	W, 58-55	18 (3Q, 3:50)	0 (1Q, 10:00)	37:37	0:00	2:23
at Mississippi St.	Jan. 14	L, 69-57	4 (2Q, 8:36)	12 (4Q, 0:32)	14:26	18:05	7:29
at Georgia	Jan. 21	W, 69-59	12 (2Q, 3:34)	3 (1Q, 2:19)	31:56	5:15	2:49
Florida	Jan. 25	W, 81-70	20 (2Q, 0:25)	0 (1Q, 10:00)	38:49	0:00	1:11
Tennessee	Jan. 28	W, 80-75	7 (4Q, 5:41)	7 (1Q, 4:04)	20:06	15:30	4:24
at Vanderbilt	Feb. 1	W, 67-61	9 (4Q, 8:20)	5 (1Q, 6:28)	26:06	11:15	2:39
at South Carolina	Feb. 4	L, 85-56	3 (1Q, 6:04)	29 (4Q, 0:26)	4:25	33:28	2:07
Texas A&M	Feb. 8	L, 72-53	7 (1Q, 3:23)	29 (4Q, 4:15)	8:12	29:00	2:48
at Florida	Feb. 15	W, 77-67(OT)	10 (1OT, 0:41)	16 (2Q, 8:51)	4:14	38:17	2:29
Mississippi St.	Feb. 18	W, 75-71(OT)	12 (1Q, 6:20)	8 (4Q, 6:38)	28:53	13:42	2:25
Georgia	Feb. 22	W, 73-51	26 (4Q, 4:43)	4 (1Q, 3:14)	32:40	3:48	3:32
at Missouri	Feb. 26	W, 66-45	25 (4Q, 2:16)	3 (1Q, 7:01)	36:21	3:18	0:21
at Kentucky	Feb. 29	W, 75-45	32 (4Q, 1:14)	0 (1Q, 10:00)	39:20	0:00	0:33
Arkansas	March 3	W, 87-43	46 (4Q, 1:37)	0 (1Q, 10:00)	39:42	0:00	0:18
Florida\$	March 8	W, 84-74	12 (4Q, 0:37)	8 (1Q, 0:55)	24:05	8:02	7:53
LSU\$	March 9	L, 67-75	0 (1Q, 10:00)	11 (2Q, 2:23)	0:00	39:30	0:30
Marquette%	March 23	W, 67-55	15 (4Q, 0:34)	6 (1Q, 2:20)	30:39	8:20	1:01

SEC TEAM RANKINGS • (MARCH 23)

CATEGORY	OLE MISS	RANK
Assist/Turnover Ratio	0.81	12
Assists	12.56	11
Blocked Shots	5.94	2
FG Percentage	.417	8
FG Percentage Defense	.376	4
Free Throw Percentage	.692	10
Rebounding Margin	+8.83	3
Defensive Rebounds	33.22	2
Defensive Rebounds PG	26.25	8
Offensive Rebounds	41.75	5
Offensive Rebounds PG	15.50	2
Scoring Defense	58.10	3
Scoring Margin	+8.53	3
Scoring Offense	68.52	11
Steals	7.81	8
3 Point FG Made	3.10	14
3 Point FG Percentage	.266	14
3 Point Percentage Def.	.313	9
Turnover Margin	+1.50	9

SHE'S A FRESHMAN!

Against Louisville, freshman Zakiya Stephenson sure made her presence known with a career-high six assists and three steals against the Cardinals.

Stephenson is the first Rebel since 2019-20 to dish out five or more assists in multiple games.

POINTS ARE HARD TO STEAL FROM US

Out of 31 games this season, Ole Miss has kept 11 of its opponents under the 50-point threshold for the single-season record.

Twice this season the Rebels have held three straight opponents under 50 points and done so for the third time under McPhee-McCuin. The 2021-22 Rebels and the 1990-91 teams are the only others that have held its opponents to the mark.

BATTLE. WON.

In her home country of the Bahamas, head coach Yolett McPhee-McCuin had herself quite the homecoming with Ole Miss defeating Howard,

Arizona and Michigan to claim the 2023 Bad Boy Mowers Battle4Atlantis Championship.

In the championship game against Michigan, Ole Miss shut down the Wolverine offense and came together as a team to win, 60-49.

Off the bench, Marija Avlijas led the Rebels in scoring with a career-high 11 points. Madison Scott joined her in double-figures with 10 points. 10 Rebels made their way into the scoring column, with 12 hitting the court for Ole Miss.

The title is the second tournament win under McPhee-McCuin after winning the 2021 Raising the B.A.R. Invitational Powered by Cal in Berkeley.

MVP! MVP! MVP!

Showing up and showing out in the Bahamas, Madison Scott was dominant throughout all three games at the Battle4Atlantis, averaging 13.7 points and 10.6 rebounds per game.

Her stellar performance earned the senior

the tournament's most valuable player and all tournament team honors. In the opener against Howard, Scott dropped a then career-high tying 21 points and was electric off the glass with a season-high 14 rebounds against the Bison.

The SEC recognized Scott's efforts as well, with her earning SEC Co-Athlete of the Week Honors. The accolade was the first SEC Athlete of the Week honors for Ole Miss since Angel Baker earned the award in December of 2021 and the first of Scott's career.

MILESTONE WATCH

SNUDDA COLLINS

- 175 career made three's - No. 5 all-time in Ole Miss history.
- 574 attempted three's - fourth all-time at Ole Miss.
- 938 - 62 points away from reaching 1,000 career.

MARQUESHA DAVIS

- 1018 career points - 36th Rebel to at Ole Miss to score 1,000 points

RITA IGBOKWE

- 260 career blocks.
- 103 blocks at Ole Miss - 13 from top-five in program history
- 54 blocks this season - six from top-four in a single-season at Ole Miss.

MADISON SCOTT

- 1322 career-points became the 29th player to score 1,000 points at Ole Miss, ranks No. 18 in points scored at Ole Miss.
- 76 career games in double-digit scoring - No. 8 at Ole Miss.
- 27 career double-doubles - currently sits tied for No. 7 at Ole Miss.
- 334 career free-throws made - 10 away from top-five at Ole Miss.
- 106 assists this season - first 100 assist season in career.
- 103 career blocks - 11 away from top-five at Ole Miss.

KENNEDY TODD-WILLIAMS

- 1261 career-points - 35th 1,000 career-point scorer at Ole Miss.
- 75 assists this season - personal single-season career best.

FLOAT LIKE A BUTTERFLY, STING LIKE QUE

Ever since cracking the starting lineup midway through last season, Marquesha Davis has blossomed as one of Ole Miss' stars.

Her calm demeanor has proven to be a key factor for

the Rebels, averaging 12.3 points and 4.8 rebounds per game in her Ole Miss career.

Against No. 7 LSU , Davis put on a then season-best performance with 24 points before surpassing it at Vanderbilt with 25 points and becoming the first Rebel since 2019 to score 33 points in a game. In 31 games this year, Davis is averaging 14.3 points per contest.

Her play in the Bahamas earned her Battle4Atlantis All-Tournament Team honors after averaging 12.7 points throughout the tournament.

SHOTS UP AND ON POINT

While the Rebels were smoothly spreading the ball around against Temple, Ole Miss was draining its shots at a high percentage. 51.8% on the game to be exact.

A big first quarter in which the Rebs shot 10-15 from the field for a clip of 66.7%, aided the team to record its highest field goal percentage against a non-conference opponent since Ole Miss shot 53.7% at Cincinnati in December of 2021.

In both the SEC Coaches and the Media Polls, Ole Miss was chosen to finish No. 4 in the conference for the third consecutive year in a row.

Yet another finish in the top-five of the SEC, would give the rebels its third straight finish as one of the best in the SEC for the first time since 1985-1988.

HOME SWEET HOME

Rebel nation has turned the SJB Pavilion into an intimidating environment for visiting teams, especially in the non-conference slate.

Ole Miss has won 24 of its last 27 games at home against non-conference visitors, dating back to the 2020 season.

DIME DROPPIN' AND NOT STOPPIN'

Sharing is truly caring and against Queens, Ole Miss dished out 24 assists on 34 made field goals. Within the first quarter alone, the Rebels issued an assist on each of their six made shots.

KK Deans led the Rebels with six helpers, followed by Zakiya Stephenson with five. Eight Rebels contributed total.

GOING DEEP

Running 11 players deep against Queens, proved that the Rebel bench will be a key factor throughout the year.

BY THE QUARTER

TEAM

SCORING

MOST

28 - 3x - last 4Q vs. Florida - 03/08/24

FEWEST

6 - 4Q at MSU - 01/14/24

FEWEST ALLOWED

3 - 2x - last 2Q vs. Georgia - 02/23/24

MOST ALLOWED

27 - 1Q vs. Tennessee - 01/28/24

FIELD GOALS

MADE

12 - 2x - last 1Q vs. Florida - 01/25/24

ATTEMPTS

21 - 4x - last 3Q at Kentucky - 02/29/24

REBOUNDING

TOTAL

18 - 3Q vs. Arkansas - 03/03/24

INDIVIDUAL

SCORING

12 points - 2x - last Marquesha Davis - 4Q vs. Florida - 03/08/24

REBOUNDING

7 - Madison Scott - 4Q vs. Arkansas - 03/03/24

ASSISTS

5 - Madison Scott - 3Q s. Auburn - 01/11/24

Boosted by Collins with 17 points, the Ole Miss bench accounted for 46 points against the Royals. Four Rebels added five or more points as well.

PAINT PARTY ANYONE?

The Rebels sure made themselves comfortable on the interior against Queens, racking up 50 points in the paint. Ole Miss followed up this performance as well against MVSU, dropping 50 points from the inside.

Anchored by the presence of Rita Igbokwe, Kharyssa Richardson and Madison Scott, the Rebels look to continue its damage in the paint as the season progresses.

DYNAMIC DUO

Now in year four together, Snudda Collins and Madison Scott feed off one another with the pair contributing to each other's success on the court.

When both Collins and Scott finish in double-figure scoring, the Rebels are bound to win at a record of 18-2.

STEADY GOING SLIM

After choosing to return to the Rebels this offseason and utilize her sixth season of eligibility, Tyia Singleton is now one of the most tenured players in Division I women's basketball.

Singleton has appeared in 151 games in her collegiate career, making 85 starts. She sits tied for 27th nationally in active games played.

ON TO THE NEXT

Following an electrifying NCAA Tournament run to the Sweet 16 which captivated the country with its upset of No. 1 seeded Stanford on its home court, head coach Yolett McPhee-McCuin and Co. are looking to what's next in the 2023-24 season.

The Rebels are primed and poised to compete to earn its third consecutive appearance to the NCAA Tournament and its 20th in program history.

GUESS WHO'S BACK?

In spite of the losses of leaders in Angel Baker and Myah Taylor, the Rebels bring back a strong core of starters in Marquesha Davis, Madison Scott and Tyia Singleton as well as extra depth coming off the bench with Elauna Eaton, Rita Igbokwe and Ayanna Thompson.

WHAT'S BACK FOR 2023-24?

- Points: 1,521 of 2,334 (65.1%)
- Rebounds: 1,091 of 1,421 (76.8%)

- Assists: 169 of 419 (40.3%)
- Blocks: 155 of 174 (89.0%)

MY OH MADI

The development of Madison Scott since her arrival on campus has been undeniable, with the McDonald's All-American out of Bishop McNamara proving her progress each season.

Year three proved to be the best yet, with the rising senior earning Second Team All-SEC and SEC All-Defensive accolades as a junior. Totalling a team leading 11 double-doubles in 2022-23, Scott was also the Rebels' most efficient shooter with a team leading .510 field goal percentage.

Scott enters year four in Oxford touted as one of the best in the conference, earning First Team All-SEC acclaim by the league's coaches and a spot on the Cheryl Miller Award Preseason Watch List as one of the nation's top forwards.

OFF THE LINE

Three-point defense has been a point of emphasis during the Coach Yo era, with 125 of 181 opponents being held to five or fewer.

1st Season (2018-19)

17-of-32 (53.1%)

2nd Season (2019-20)

21-of-30 (70.0%)

3rd Season (2020-21)

14-of-22 (63.6 %)

4th Season (2021-22)

22-of-31 (70.9%)

5th Season (2022-23)

29-34 (85.2%)

6th Season (2023-24)

22-32 (68.7%)

SEC ACTIVE CAREER POINTS LEADERS (MARCH 23)

1. 2228 - Rickea Jackson; Tennessee; 2019-24
2. 2015 - Hayley Frank; Missouri; 2019-24
3. 1859 - Makayla Daniels; Arkansas; 2019-24
4. 1712 - Jessica Carter; Mississippi St.; 2018-20,2022-24
5. 1600 - H. Scott -Grayson; Auburn; 2020-24
6. 1431 - Aicha Coulibaly; Texas A&M; 2022-24
7. 1390 - Angel Reese; LSU; 2022-24
8. 1368 - Samara Spencer; Arkansas; 2021-24
9. 1365 - Erynn Barnum; Mississippi State; 2022-24
10. 1312 - **Madison Scott ; Ole Miss; 2020-24**

SEC ACTIVE CAREER REBOUNDING LEADERS (MARCH 24)

1. 1103 - Jessica Carter; Mississippi St.; 2018-20,2022-24
2. 955 - Angel Reese; LSU; 2022-24
3. **861 - Madison Scott ; Ole Miss; 2020-24**
4. 839 - Javyn Nicholson; Georgia; 2019-24
5. 763 - Rickea Jackson; Tennessee; 2019-24
6. 760 - Erynn Barnum; Mississippi State; 2022-24
7. 737 - Kamilla Cardoso; South Carolina; 2021-24
8. 720 - Sacha Washington; Vanderbilt; 2021-24
9. 717 - Tamari Key; Tennessee; 2019-24
10. 687 - Hayley Frank; Missouri; 2019-24

SEC ACTIVE CAREER ASSIST LEADERS (MARCH 23)

1. 444 - Mama Dembele; Missouri; 2020-24
2. 438 - Jordyn Cambridge; Vanderbilt; 2018-19,21,23-24
3. 400 - Makayla Daniels; Arkansas; 2019-24
4. 365 - Samara Spencer; Arkansas; 2021-24
5. 321 - Janya Mingo-Young; Auburn; 2022-24
6. 301 - Chloe Chapman; Georgia; 2019-24
7. 280 - Raven Johnson; South Carolina; 2021-24
8. 268 - Sarah Ashlee Barker; Alabama; 2020-24
9. **248 - Madison Scott ; Ole Miss; 2020-24**
10. 245 - Jasmine Powell; Tennessee; 2022-24

SEC ACTIVE CAREER BLOCK LEADERS (MARCH 23)

1. 345 - Tamari Key; Tennessee; 2019-24
2. 236 - Jessica Carter; Mississippi St.; 2018-20,2022-24
3. 190 - Kamilla Cardoso; South Carolina; 2021-24
4. 119 - Erynn Barnum; Mississippi State; 2022-24
5. 108 - Sacha Washington; Vanderbilt; 2021-24
6. 106 - Ashlyn Watkins; South Carolina; 2022-24
7. **103 - Rita Igbokwe; Ole Miss; 2022-24**
8. **103 - Madison Scot ; Ole Miss; 2020-24**
9. 96 - Maryam Dauda; Arkansas; 2022-24
10. 95 - Faith Dut; Florida; 2019-24

2024 NCAA DIVISION I

WOMEN'S BASKETBALL CHAMPIONSHIP

FIRST ROUND
MARCH 22-23

SECOND ROUND
MARCH 24-25

SWEET SIXTEEN
MARCH 29-30

ELITE 8
MARCH 31-APRIL 1

NATIONAL SEMIFINALS
APRIL 5

NATIONAL SEMIFINALS
APRIL 5

ELITE 8
MARCH 31-APRIL 1

SWEET SIXTEEN
MARCH 29-30

SECOND ROUND
MARCH 24-25

FIRST ROUND
MARCH 22-23

COLUMBIA
March 20
7 p.m. ESPN
Presbyterian (20-14)

LOUISIANA
March 21
9 p.m. ESPN
UT Martin (16-16)

STORRS
March 21
7 p.m. ESPN
Arizona (17-15)

BLACKSBURG
March 20
9 p.m. ESPN
Columbia (23-6)

COLUMBIA
1. South Carolina (32-0)
3/22, 3 p.m. ESPN

COLUMBIA
1.6 Sacred Heart/Presbyterian
North Carolina (19-12)
3/22, 11:30 a.m. ESPN

BLOOMINGTON
5 Oklahoma (22-9)
3/23, 4 p.m. ESPN
1.2 FGCU (29-4)
Indiana (24-5)
3/23, 1:30 p.m. ESPN

CORVALLIS
6 Nebraska (22-11)
3/22, 10:30 p.m. ESPN
1.1 Texas A&M (19-12)
3 Oregon St. (24-7)
3/22, 8 p.m. ESPN

NOTRE DAME
7 Ole Miss (23-8)
3/23, 4:45 p.m. ESPN
1.0 Marquette (23-8)
2 Notre Dame (26-6)
3/23, 2:15 p.m. ESPN

AUSTIN
1. Texas (30-4)
3/22, 3 p.m. ESPN
1.6 Drexel (19-14)
3/22, 5:30 p.m. ESPN
5 Florida St. (23-10)

SPOKANE
5 Utah (22-10)
3/23, 10 p.m. ESPN
1.2 South Dakota St. (27-5)
4 Gonzaga (30-3)
3/23, 7:30 p.m. ESPN

RALEIGH
6 Tennessee (19-12)
3/23, 12 p.m. ESPN
1.1 Green Bay (27-6)
5 NC State (27-6)
3/23, 2:30 p.m. ESPN

STANFORD
1.4 Chattanooga (28-4)
3/23, 10 p.m. ESPN
7 Iowa St. (20-11)
3/22, 7:30 p.m. ESPN

STANFORD
1.0 Maryland (19-13)
2 Stanford (28-5)
3/22, 10 p.m. ESPN
1.5 Norfolk St. (27-5)

COLUMBIA
March 24

BLOOMINGTON
March 25

CORVALLIS
March 24

NOTRE DAME
March 25

AUSTIN
March 24

SPOKANE
March 25

RALEIGH
March 25

STANFORD
March 24

COLUMBIA
March 29

BLOOMINGTON
March 29

CORVALLIS
March 24

NOTRE DAME
March 25

AUSTIN
March 24

SPOKANE
March 25

RALEIGH
March 25

STANFORD
March 24

COLUMBIA
March 31

BLOOMINGTON
March 31

CORVALLIS
March 24

NOTRE DAME
March 25

AUSTIN
March 24

SPOKANE
March 25

RALEIGH
March 25

STANFORD
March 24

COLUMBIA
March 30

BLOOMINGTON
March 30

CORVALLIS
March 24

NOTRE DAME
March 25

AUSTIN
March 24

SPOKANE
March 25

RALEIGH
March 25

STANFORD
March 24

COLUMBIA
March 25

BLOOMINGTON
March 24

CORVALLIS
March 24

NOTRE DAME
March 25

AUSTIN
March 24

SPOKANE
March 25

RALEIGH
March 25

STANFORD
March 24

COLUMBIA
Iowa (29-4)
3/23, 3 p.m. ABC

BLOOMINGTON
Holy Cross/UT Martin
West Virginia (24-7)
3/23, 3:30 p.m. ESPN

CORVALLIS
Colorado (22-9)
3/22, 7 p.m. ESPN

NOTRE DAME
Drake (29-5)
3/22, 4:30 p.m. ESPN

AUSTIN
Portland (21-12)
3/22, 4 p.m. ESPN

SPOKANE
Louisville (24-9)
3/22, 1:30 p.m. ESPN

RALEIGH
Middle Tenn. (29-4)
LSU (29-5)
3/22, 4 p.m. ESPN

STANFORD
Rice (19-14)
Creighton (25-5)
3/23, 7 p.m. ESPN

STANFORD
UNLV (30-2)
UCLA (25-6)
3/23, 9:30 p.m. ESPN

STANFORD
Southern California (28-5)
3/23, 4:30 p.m. ESPN

STANFORD
ASU/Corpus Christi (23-8)
Kansas (19-12)
3/23, 2 p.m. ESPN

STANFORD
Michigan (20-13)
Baylor (24-7)
3/22, 6 p.m. ESPN

STANFORD
Vanderbilt/Columbia
Virginia Tech (24-7)
3/22, 3:30 p.m. ESPN

STANFORD
Marshall (26-6)
Syracuse (23-7)
3/23, 3:30 p.m. ESPN

STANFORD
Auburn/Arizona
UCConn (29-5)
3/23, 4 p.m. ABC

STANFORD
Jackson St. (26-6)
Duke (20-11)
3/23, 2:30 p.m. ESPN

STANFORD
Richmond (29-9)
Ohio St. (25-5)
3/22, 12 p.m. ESPN

STANFORD
Maine (24-9)



NATIONAL CHAMPIONSHIP

APRIL 7

SEMIFINALS

SEMIFINALS

HOSTED BY THE MID-AMERICAN CONFERENCE AND SPORTS COMMISSION... ALL TIMES EASTERN...



Complete bracket release during the NCAA Women's Basketball Selection Show Special on ESPN (March 17 at 8 p.m. ET).
© 2024 National Collegiate Athletic Association.
No commercial use without the NCAA's written permission.



The Rebels have had a storied history in their 49-year existence, and a part of that history has been Ole Miss' success in the NCAA Tournament.

Ole Miss has earned 20 NCAA Tournament bids. In their 19 previous tournament appearances, the Rebels have advanced to five regional championship games (Elite Eight) and 11 regional semifinals (Sweet Sixteen) and compiled a total of 20 NCAA Tournament victories.

The 2006-07 Rebels put together one of the most thrilling runs of the NCAA Tournament on their way to the 2007 Elite Eight. Along the way, Ole Miss upended TCU, defending NCAA Champion Maryland and Big 12 champion Oklahoma to claim its fifth berth in the Elite Eight. The Rebels would ultimately fall to eventual national champion Tennessee in the Dayton Region finals.

In addition, six Rebels have been named to All-NCAA Regional teams, including Jennifer Gillom, who was named the Midwest Regional MVP in 1986.


ALL-TIME NCAA APPEARANCES

- 42 Tennessee
- 37 Stanford
- 36 Texas
- Georgia
- 35 Connecticut
- 31 Maryland
- North Carolina
- Iowa
- 29 LSU
- NC State
- Notre Dame
- 28 Vanderbilt
- 27 Louisiana Tech
- Purdue
- Ohio State
- 26 Duke
- Louisville
- 25 DePaul
- Old Dominion
- Penn St.
- Rutgers
- Virginia
- 24 Oklahoma
- 22 Auburn
- Baylor
- Iowa State
- 21 Middle Tennessee
- Montana
- 20 Florida State
- Ole Miss
- Texas Tech
- Western Kentucky
- Utah


* through 2023-24 season



1982-83 • Sweet Sixteen



1988-89 • Elite Eight



1983-84 • Sweet Sixteen



1989-90 • Sweet Sixteen



1984-85 • Elite Eight



1990-91



1985-86 • Elite Eight



1991-92 • Elite Eight



1986-87 • Sweet Sixteen



1993-94




1981-82



1987-88 • Sweet Sixteen



1994-95



1995-96



2003-04



2004-05



2006-07 • Elite Eight



2021-22



2022-22 • Sweet Sixteen

NCAA TOURNAMENT RESULTS

2023 SEATTLE - 4 REGION

#8 Ole Miss 71, #9 Gonzaga, 48 First
(Stanford, Calif. • Stanford University)
#8 Ole Miss 54, #1 Stanford 49 Second
(Stanford, Calif. • Stanford University)
#5 Louisville 72, #8 Ole Miss 62 Sweet 16
(Seattle, Wash. • Seattle University)

2022 WICHITA REGION

#10 South Dakota 75, #7 Ole Miss 61 First
(Waco, Texas • Baylor University)

2007 DAYTON REGION

#7 Ole Miss 88, #10 TCU 74 First
(Hartford, Conn. • University of Connecticut)
#7 Ole Miss 89, #2 Maryland 78 Second
(Hartford, Conn. • University of Connecticut)
#7 Ole Miss 90, #3 Oklahoma 82 Sweet 16
(Dayton, Ohio • University of Dayton)
#1 Tennessee 98, #7 Ole Miss 62 Elite 8
(Dayton, Ohio • University of Dayton)

2005 TEMPE REGION

#9 George Washington 60, #8 Ole Miss 57 First
(Chapel Hill, N.C. • University of North Carolina)

2004 WEST REGION

#7 Villanova 66, #10 Ole Miss 63 First
(Ames, Iowa • Iowa State University)

1996 EAST REGION

#10 Toledo 65, #7 Ole Miss 53 First
(Norfolk, Va. • Old Dominion University)

1995 MIDWEST REGION

#5 Drake 87, #12 Ole Miss 81 (OT) First
(Washington, D.C. • George Washington University)

1994 MIDEAST REGION

#5 Ole Miss 83, #12 Indiana 61 First
(Oxford, Miss. • University of Mississippi)
#4 La. Tech 82, #5 Ole Miss 67 Second
(Ruston, La. • Louisiana Tech University)

1992 MIDWEST REGION

#2 Ole Miss 72, #10 So. Illinois 56 Second
(Oxford, Miss. • University of Mississippi)
#2 Ole Miss 75, #3 Penn St. 72 Sweet 16
(Boulder, Colo. • University of Colorado)
#8 SW Mo. St. 94, #2 Ole Miss 71 Elite 8
(Boulder, Colo. • University of Colorado)

1991 MIDWEST REGION

#8 Stephen F. Austin 73, #9 Ole Miss 62 First
(Nacogdoches, Texas • Stephen F. Austin University)

1990 WEST REGION

#5 Ole Miss 74, #12 Utah 51 First
(Oxford, Miss. • University of Mississippi)
#5 Ole Miss 66, #12 UNLV 62 Second
(Las Vegas, Nev. • UNLV)
#1 Stanford 78, #5 Ole Miss 65 Sweet 16
(Stanford, Calif. • Stanford University)

1989 MIDEAST REGION

#3 Ole Miss 74, #6 Old Dominion 58 Second
(Oxford, Miss. • University of Mississippi)
#3 Ole Miss 68, #2 N.C. State 63 Sweet 16
(Auburn, Ala. • Auburn University)
#1 Auburn 77, #3 Ole Miss 51 Elite 8
(Auburn, Ala. • Auburn University)

1988 MIDWEST REGION

#3 Ole Miss 74, #6 Houston 68 Second
(Oxford, Miss. • University of Mississippi)
#2 La. Tech 80, #3 Ole Miss 60 Sweet 16
(Austin, Texas • University of Texas)

1987 WEST REGION

#4 Ole Miss 80, #5 Penn St. 75 Second
(Oxford, Miss. • University of Mississippi)
#1 Long Beach 94, #4 Ole Miss 55 Sweet 16
(Long Beach, Calif. • Long Beach State University)

1986 MIDWEST REGION

#2 Ole Miss 84, #10 Drake 71 Second
(Oxford, Miss. • University of Mississippi)
#2 Ole Miss 56, #3 Auburn 55 Sweet 16
(Austin, Texas • University of Texas)
#1 Texas 66, #2 Ole Miss 63 Elite 8
(Austin, Texas • University of Texas)

1985 MIDEAST REGION

#2 Ole Miss 81, #7 So. Miss. 68 First
(Oxford, Miss. • University of Mississippi)
#2 Ole Miss 63, #3 Tennessee 60 Sweet 16
(Bowling Green, Ky. • Western Kentucky University)
#4 W. Kentucky 72, #2 Ole Miss 68 Elite 8
(Bowling Green, Ky. • Western Kentucky University)

1984 MIDEAST REGION

#4 Ole Miss 77, #5 Ohio St. 55 First
(Columbus, Ohio • Ohio State University)
#1 Georgia 73, #4 Ole Miss 63 Sweet 16
(Knoxville, Tenn. • University of Tennessee)

1983 MIDEAST REGION

#4 Ole Miss 86, #5 Florida St. 76 First
(Oxford, Miss. • University of Mississippi)
#1 Tennessee 90, #4 Ole Miss 83 (3ot) Sweet 16
(South Bend, Ind. • University of Notre Dame)

1982 MIDEAST REGION

#3 Memphis St. 72, #6 Ole Miss 70 First
(Memphis, Tenn. • University of Memphis)



CYNTHIA AUTRY
1989
All-Mideast Region



JENNIFER GILLOM
1986
All-Mideast Region



KIMSEY O'NEAL
1990
All-West Region



Jackie MARTIN-GLASS
1992
All-Mideast Region



ASHLEY AWKWARD
2007
All-Dayton Region



ARMINTIE PRICE
2007
All-Dayton Region

OVERALL STATS

Game Records

Record	Overall	Home	Away	Neutral
ALL GAMES	24-8	11-4	8-3	5-1
CONFERENCE	12-4	6-2	6-2	0-0
NON-CONFERENCE	12-4	5-2	2-1	5-1

Score by Periods

Team	1st	2nd	3rd	4th	OT	TOT
Ole Miss	528	528	589	535	25	2205
Opponents	446	451	481	500	11	1889

Team Box Score

No.	Player	Total			3-Point		F-Throw		Rebounds				PF DQ A TO BLK STL PTS AVG									
		GP-GS	MIN	AVG	FG-FGA	FG%	3FG-3FGA	3FG%	FT-FTA	FT%	OFF	DEF	TOT	AVG	PF	DQ	A	TO	BLK	STL	PTS	AVG
2	DAVIS, Marquesha	32-32	869:12	27.2	178-392	.454	11-46	.239	90-130	.692	49	103	152	4.8	56	0	39	53	22	46	457	14.3
24	SCOTT, Madison	31-30	955:43	30.8	145-293	.495	2-9	.222	101-143	.706	66	134	200	6.5	65	0	106	73	20	26	393	12.7
3	TODD-WILLIAMS, Kennedy	32-24	927:24	29.0	112-292	.384	18-65	.277	92-119	.773	61	96	157	4.9	59	1	75	55	20	41	334	10.4
5	COLLINS, Snudda	28-20	721:58	25.8	90-275	.327	33-118	.280	55-67	.821	9	41	50	1.8	69	3	26	43	16	17	268	9.6
1	DEANS, Kirsten	6-6	125:50	21.0	16-41	.390	8-24	.333	16-21	.762	4	19	23	3.8	9	0	23	11	1	8	56	9.3
33	RICHARDSON, Kharyssa	32-6	510:47	16.0	70-157	.446	8-16	.500	45-65	.692	25	73	98	3.1	49	0	15	48	16	18	193	6.0
32	IGBOKWE, Rita	32-22	647:42	20.2	63-129	.488	0-0	.000	27-68	.397	88	97	185	5.8	68	2	11	47	54	26	153	4.8
22	SINGLETON, Tyia	31-12	612:00	19.7	54-119	.454	1-18	.056	24-29	.828	65	105	170	5.5	61	1	22	54	23	17	133	4.3
21	STEPHENSON, Zakiya	29-5	351:31	12.1	26-73	.356	6-18	.333	19-27	.704	10	34	44	1.5	48	1	50	42	4	25	77	2.7
10	YOUNG, J'Adore	7-0	47:36	6.8	6-14	.429	0-1	.000	4-6	.667	5	7	12	1.7	7	0	0	4	4	4	16	2.3
12	AVLIJAS, Marija	17-2	142:42	8.4	12-27	.444	0-6	.000	7-18	.389	5	5	10	0.6	15	0	10	14	2	5	31	1.8
13	NOEL, Mariyah	20-0	154:11	7.7	12-29	.414	2-8	.250	6-10	.600	8	13	21	1.1	14	1	9	12	4	4	32	1.6
23	EATON, Elauna	20-0	100:06	5.0	8-32	.250	5-27	.185	4-5	.800	3	9	12	0.6	6	0	5	2	0	1	25	1.3
35	COLLINS, Rhema	11-0	55:01	5.0	2-9	.222	1-1	1.000	6-9	.667	7	9	16	1.5	7	0	3	4	2	1	11	1.0
20	THOMPSON, Ayanna	28-1	230:21	8.2	9-42	.214	3-12	.250	5-6	.833	5	12	17	0.6	24	0	8	13	2	11	26	0.9
Team											86	83	169							20		
Total		32	6452		803-1924	.417	98-369	.266	501-723	.693	496	840	1336	41.8	557	9	402	495	190	250	2205	68.9
Opponents		32	6450		683-1815	.376	141-451	.313	382-531	.719	347	716	1063	33.2	598	11	380	543	113	209	1889	59.0

Team Statistics

	OM	OPP
Scoring	2205	1889
Points per game	68.9	59.0
Scoring margin	+9.9	-
Field goals-att	803-1924	683-1815
Field goal pct	.417	.376
3 point fg-att	98-369	141-451
3-point FG pct	.266	.313
3-pt FG made per game	3.1	4.4
Free throws-att	501-723	382-531
Free throw pct	.693	.719
F-Throws made per game	15.7	11.9
Rebounds	1336	1063
Rebounds per game	41.8	33.2
Rebounding margin	+8.5	-
Assists	402	380
Assists per game	12.6	11.9
Turnovers	495	543
Turnovers per game	15.5	17.0
Turnover margin	+1.5	-
Assist/turnover ratio	0.8	0.7
Steals	250	209
Steals per game	7.8	6.5
Blocks	190	113
Blocks per game	5.9	3.5
Winning streak	1	-
Home win streak	3	-
Attendance	53192	47562
Home games-Avg/Game	15-3546	11-4324
Neutral site-Avg/Game	-	6-5154

Team Results

Date	Opponent		Score	Att.
11/06/2023	Queens (NC)	W	91-44	7196
11/09/2023	Oklahoma	L	70-80	3070
11/15/2023	Temple	W	80-63	2335
11/18/2023	vs Howard	W	67-54	284
11/19/2023	vs Arizona	W	56-47	207
11/20/2023	vs Michigan	W	60-49	124
11/25/2023	Little Rock	W	58-45	2258
11/29/2023	Louisville	L	58-64	2694
12/02/2023	at Southern Miss.	L	59-61	2653
12/12/2023	Mississippi Val.	W	84-56	2443
12/18/2023	at South Alabama	W	64-41	617
12/21/2023	at Ark.-Pine Bluff	W	62-47	2246
12/30/2023	Alcorn	W	76-37	2266
01/04/2024	at Alabama	W	55-45	2140
01/07/2024	LSU	L	73-84	9074
01/11/2024	Auburn	W	58-55	2350
01/14/2024	at Mississippi St.	L	57-69	7101
01/21/2024	at Georgia	W	69-59	3646
01/25/2024	Florida	W	81-70	2450
01/28/2024	Tennessee	W	80-75	3863
02/01/2024	at Vanderbilt	W	67-61	2106
02/04/2024	at South Carolina	L	56-85	18000
02/08/2024	Texas A&M	L	53-72	2599
02/15/2024	at Florida	Wot	77-67	1686
02/18/2024	Mississippi St.	Wot	75-71	4736
02/22/2024	Georgia	W	73-51	2505
02/26/2024	at Missouri	W	66-45	4140
02/29/2024	at Kentucky	W	75-45	3227
03/03/2024	Arkansas	W	87-43	3353
03/08/2024	vs Florida	W	84-74	8377
03/09/2024	vs LSU	L	67-75	12784
03/23/2024	vs Marquette	W	67-55	9149

GAME BY GAME COMPARISON



THE STAT CREW SYSTEM
 Ole Miss Team Game-by-Game Comparison (as of Mar 05, 2024)
 All games



Opponent	1st	2nd	Score	Mar	Total FG	FG Pct	3-Pointers	3FG Pct	Free Throws	FT Pct	Rebounds	Assist	T/Over	Block	Steal	Fouls
QUEENS (NC)	41/27	50/17	91-44	+47	34-68/17-55	.500/.309	6-20/3-11	.300/.273	17-35/7-13	.486/.538	55/28 +27	24/6	12/22	4/0	11/5	15/26
OKLAHOMA	39/38	31/42	70-80	(10)	23-71/28-64	.324/.438	5-21/4-18	.238/.222	19-29/20-23	.655/.870	45/46 (1)	10/21	14/19	7/2	8/7	24/20
TEMPLE	42/26	38/37	80-63	+17	29-56/23-68	.518/.338	6-13/6-21	.462/.286	16-21/11-14	.762/.786	44/32 +12	17/11	19/12	6/2	8/7	16/19
Howard	30/30	37/24	67-54	+13	23-64/19-54	.359/.352	2-22/5-17	.091/.294	19-25/11-15	.760/.733	46/36 +10	12/7	15/18	6/2	3/6	19/22
Arizona	16/22	40/25	56-47	+9	21-57/19-59	.368/.322	1-11/3-17	.091/.176	13-21/6-8	.619/.750	42/40 +2	7/14	15/18	6/10	7/7	13/20
Michigan	27/19	33/30	60-49	+11	24-52/15-62	.462/.242	2-7/6-21	.286/.286	10-14/13-16	.714/.813	40/35 +5	7/7	16/11	5/2	4/3	15/13
LITTLE ROCK	26/15	32/30	58-45	+13	18-48/19-53	.375/.358	4-11/1-8	.364/.125	18-23/6-7	.783/.857	40/26 +14	10/12	19/15	4/2	4/8	10/19
LOUISVILLE	30/28	28/36	58-64	(6)	22-51/18-44	.431/.409	1-11/3-6	.091/.500	13-28/25-36	.464/.694	36/33 +3	12/8	21/18	5/1	7/8	26/24
Southern Miss.	36/32	23/29	59-61	(2)	21-58/21-44	.362/.477	6-16/5-13	.375/.385	11-16/14-17	.688/.824	31/32 (1)	14/12	11/18	4/1	8/3	19/13
MISSISSIPPI VAL.	39/22	45/34	84-56	+28	29-62/21-64	.468/.328	1-8/6-21	.125/.286	25-35/8-12	.714/.667	44/35 +9	11/13	15/24	14/5	8/7	13/27
South Alabama	31/19	33/22	64-41	+23	21-63/18-55	.333/.327	5-18/2-10	.278/.200	17-23/3-6	.739/.500	52/32 +20	8/8	12/18	5/4	6/5	10/20
Ark.-Pine Bluff	24/24	38/23	62-47	+15	22-61/17-56	.361/.304	1-8/4-16	.125/.250	17-22/9-15	.773/.600	43/34 +9	12/9	12/12	11/4	10/5	13/18
ALCORN	39/21	37/16	76-37	+39	24-47/14-46	.511/.304	5-15/4-14	.333/.286	23-30/5-10	.767/.500	38/24 +14	15/6	17/22	3/0	17/8	13/22
Alabama	27/16	28/29	55-45	+10	18-58/16-55	.310/.291	0-7/5-15	.000/.333	19-24/8-14	.792/.571	44/41 +3	9/12	13/18	12/5	9/8	16/15
LSU	37/50	36/34	73-84	(11)	24-60/31-66	.400/.470	3-11/8-13	.273/.615	22-27/14-22	.815/.636	36/44 (8)	14/15	19/19	8/3	11/9	20/20
AUBURN	27/21	31/34	58-55	+3	24-60/16-55	.400/.291	1-4/3-12	.250/.250	9-15/20-24	.600/.833	43/35 +8	13/8	21/18	10/4	8/6	21/18
Mississippi St.	30/31	27/38	57-69	(12)	22-57/27-54	.386/.500	2-12/3-10	.167/.300	11-17/12-15	.647/.800	37/29 +8	9/15	18/14	3/3	4/7	16/14
Georgia	34/27	35/32	69-59	+10	30-58/24-50	.517/.480	5-12/2-5	.417/.400	4-12/9-10	.333/.900	29/27 +2	18/13	6/13	3/6	5/4	12/12
FLORIDA	48/28	33/42	81-70	+11	30-59/23-60	.508/.383	2-7/7-17	.286/.412	19-31/17-21	.613/.810	40/31 +9	18/15	17/20	6/5	12/10	21/24
TENNESSEE	39/39	41/36	80-75	+5	34-70/30-62	.486/.484	2-12/8-18	.167/.444	10-12/7-10	.833/.700	38/30 +8	19/17	11/15	8/2	9/2	14/12
Vanderbilt	30/29	37/32	67-61	+6	22-51/21-53	.431/.396	3-10/8-17	.300/.471	20-24/11-21	.833/.524	39/29 +10	3/10	18/16	3/3	5/8	22/18
South Carolina	31/40	25/45	56-85	(29)	19-56/28-58	.339/.483	2-7/2-10	.286/.200	16-21/27-42	.762/.643	37/40 (3)	4/18	21/10	3/7	4/11	31/17
TEXAS A&M	29/35	24/37	53-72	(19)	20-55/27-60	.364/.450	5-11/6-15	.455/.400	8-14/12-12	.571/1000	29/41 (12)	13/21	15/15	7/4	10/12	13/12
Florida	26/34	38/30	77-67	+10	27-69/23-59	.391/.390	0-7/9-21	.000/.429	23-32/12-16	.719/.750	55/27 +28	7/10	25/26	5/0	11/14	20/24
MISSISSIPPI ST.	38/32	25/31	75-71	+4	25-68/29-71	.368/.408	5-17/5-15	.294/.333	20-30/8-12	.667/.667	49/43 +6	18/18	16/19	9/3	11/8	14/22
GEORGIA	29/15	44/36	73-51	+22	28-61/20-47	.459/.426	2-7/3-11	.286/.273	15-24/8-13	.625/.615	38/26 +12	19/13	10/18	4/4	8/4	14/20
Missouri	26/17	40/28	66-45	+21	23-60/17-41	.383/.415	5-14/0-7	.357/.000	15-19/11-16	.789/.688	40/24 +16	10/6	12/18	2/2	8/5	24/18
Kentucky	37/22	38/23	75-45	+30	33-72/17-58	.458/.293	4-14/3-12	.286/.250	5-7/8-14	.714/.571	49/33 +16	20/10	13/17	6/6	6/1	20/11
ARKANSAS	48/32	39/11	87-43	+44	34-69/16-63	.493/.254	4-13/3-19	.308/.158	15-18/8-11	.833/.727	58/28 +30	20/8	13/11	8/5	5/5	12/12
Florida	36/37	48/37	84-74	+10	27-64/22-57	.422/.386	3-8/5-9	.375/.556	27-38/25-32	.711/.781	45/32 +13	8/11	17/15	9/7	4/3	24/29
LSU	28/36	39/39	67-75	(8)	25-57/27-64	.439/.422	3-10/4-12	.300/.333	14-20/17-21	.700/.810	31/37 (6)	10/13	18/17	2/5	11/7	23/18
Marquette	36/33	31/22	67-55	+12	27-62/20-58	.435/.345	2-5/5-20	.400/.250	11-16/10-13	.688/.769	43/33 +10	11/13	15/17	2/4	8/7	15/19

Note: Game totals are displayed in the format TEAM/OPPONENT for each category

CONFERENCE

Game Records

Record	Overall	Home	Away	Neutral
ALL GAMES	12-4	6-2	6-2	0-0
CONFERENCE	12-4	6-2	6-2	0-0
NON-CONFERENCE	0-0	0-0	0-0	0-0

Score by Periods

Team	1st	2nd	3rd	4th	OT	TOT
Ole Miss	272	264	286	255	25	1102
Opponents	235	233	259	259	11	997

Team Box Score

No.	Player	Total			3-Point			F-Throw		Rebounds				Other Stats								
		GP-GS	MIN	AVG	FG-FGA	FG%	3FG-3FGA	3FG%	FT-FTA	FT%	OFF	DEF	TOT	AVG	PF	DQ	A	TO	BLK	STL	PTS	AVG
2	DAVIS, Marquesha	16-16	464:48	29.1	103-225	.458	4-24	.167	41-56	.732	24	55	79	4.9	28	0	20	28	9	27	251	15.7
24	SCOTT, Madison	16-16	508:37	31.8	77-168	.458	1-6	.167	61-82	.744	26	64	90	5.6	33	0	67	44	11	16	216	13.5
3	TODD-WILLIAMS, Kennedy	16-13	504:55	31.6	63-156	.404	9-30	.300	51-67	.761	39	50	89	5.6	32	0	51	31	11	21	186	11.6
5	COLLINS, Snudda	14-13	383:57	27.4	41-134	.306	18-58	.310	26-28	.929	3	13	16	1.1	40	3	13	22	10	12	126	9.0
33	RICHARDSON, Kharyssa	16-0	229:06	14.3	36-73	.493	5-10	.500	15-24	.625	9	35	44	2.8	25	0	8	16	8	3	92	5.8
32	IGBOKWE, Rita	16-14	367:04	22.9	33-65	.508	0-0	.000	10-28	.357	48	61	109	6.8	38	2	9	25	26	16	76	4.8
22	SINGLETON, Tyia	16-6	326:57	20.4	28-57	.491	0-6	.000	6-9	.667	40	52	92	5.8	41	1	12	29	12	11	62	3.9
21	STEPHENSON, Zakiya	14-2	169:19	12.1	16-40	.400	4-11	.364	11-17	.647	5	16	21	1.5	18	0	20	22	3	14	47	3.4
10	YOUNG, J'Adore	6-0	40:11	6.7	5-12	.417	0-1	.000	4-6	.667	5	6	11	1.8	6	0	0	3	3	3	14	2.3
13	NOEL, Mariyah	11-0	78:43	7.2	6-16	.375	0-2	.000	3-6	.500	8	5	13	1.2	10	1	4	7	2	1	15	1.4
23	EATON, Elauna	9-0	49:16	5.5	3-15	.200	3-13	.231	1-2	.500	1	7	8	0.9	3	0	4	0	0	0	10	1.1
20	THOMPSON, Ayanna	12-0	93:41	7.8	2-18	.111	1-4	.250	2-2	1.000	1	5	6	0.5	11	0	2	7	2	2	7	0.6
12	AVLIJAS, Marija	5-0	08:53	1.8	0-0	.000	0-0	.000	0-0	.000	0	0	0	0.0	2	0	2	1	0	0	0	0.0
35	COLLINS, Rhema	6-0	24:31	4.1	0-4	.000	0-0	.000	0-0	.000	3	5	8	1.3	3	0	2	2	0	0	0	0.0
Team											38	37	75					11				
Total		16	3250		413-983	.420	45-165	.273	231-327	.706	250	411	661	41.3	290	7	214	248	97	126	1102	68.9
Opponents		16	3250		365-912	.400	75-217	.346	192-273	.703	170	358	528	33.0	269	5	209	267	62	114	997	62.3

NON-CONFERENCE

Game Records

Record	Overall	Home	Away	Neutral
ALL GAMES	10-3	5-2	2-1	3-0
CONFERENCE	0-0	0-0	0-0	0-0
NON-CONFERENCE	10-3	5-2	2-1	3-0

Score by Periods

Team	1st	2nd	3rd	4th	OT	TOT
Ole Miss	215	205	247	218	0	885
Opponents	155	168	175	190	0	688

Team Box Score

No.	Player	Total			3-Point			F-Throw		Rebounds				Other Stats								
		GP-GS	MIN	AVG	FG-FGA	FG%	3FG-3FGA	3FG%	FT-FTA	FT%	OFF	DEF	TOT	AVG	PF	DQ	A	TO	BLK	STL	PTS	AVG
2	DAVIS, Marquesha	13-13	306:39	23.6	55-125	.440	6-19	.316	32-48	.667	21	39	60	4.6	18	0	15	18	9	14	148	11.4
5	COLLINS, Snudda	13-6	314:46	24.2	48-135	.356	15-58	.259	29-39	.744	6	28	34	2.6	26	0	13	21	6	4	140	10.8
24	SCOTT, Madison	12-11	338:53	28.2	45-79	.570	1-3	.333	30-49	.612	33	49	82	6.8	26	0	30	20	9	9	121	10.1
1	DEANS, Kirsten	6-6	125:50	21.0	16-41	.390	8-24	.333	16-21	.762	4	19	23	3.8	9	0	23	11	1	8	56	9.3
3	TODD-WILLIAMS, Kennedy	13-8	320:27	24.7	34-102	.333	4-25	.160	27-34	.794	16	33	49	3.8	19	0	15	17	6	14	99	7.6
33	RICHARDSON, Kharyssa	13-6	244:34	18.8	27-70	.386	3-5	.600	26-35	.743	13	36	49	3.8	20	0	7	25	7	14	83	6.4
32	IGBOKWE, Rita	13-5	215:59	16.6	28-54	.519	0-0	.000	13-32	.406	30	31	61	4.7	19	0	2	17	25	9	69	5.3
22	SINGLETON, Tyia	12-5	220:24	18.4	19-49	.388	1-12	.083	16-18	.889	22	41	63	5.3	15	0	10	22	9	4	55	4.6
12	AVLIJAS, Marija	12-2	133:49	11.2	12-27	.444	0-6	.000	7-18	.389	5	5	10	0.8	13	0	8	13	2	5	31	2.6
13	NOEL, Mariyah	7-0	68:41	9.8	6-13	.462	2-6	.333	3-4	.750	0	8	8	1.1	3	0	4	4	2	3	17	2.4
35	COLLINS, Rhema	5-0	30:30	6.1	2-5	.400	1-1	1.000	6-9	.667	4	4	8	1.6	4	0	1	2	2	1	11	2.2
10	YOUNG, J'Adore	1-0	07:25	7.4	1-2	.500	0-0	.000	0-0	.000	0	1	1	1.0	1	0	0	1	1	2	2.0	
21	STEPHENSON, Zakiya	12-2	128:24	10.7	8-22	.364	1-4	.250	7-8	.875	3	15	18	1.5	21	1	26	15	1	9	24	2.0
23	EATON, Elauna	9-0	46:41	5.2	5-17	.294	2-14	.143	3-3	1.000	2	2	4	0.4	3	0	1	2	0	1	15	1.7
20	THOMPSON, Ayanna	13-1	99:02	7.6	5-17	.294	1-4	.250	3-4	.750	4	7	11	0.8	8	0	4	4	0	5	14	1.1
Team											37	38	75					5				
Total		13	2602		311-758	.410	45-181	.249	218-322	.677	200	356	556	42.8	205	1	159	197	80	101	885	68.1
Opponents		13	2600		249-724	.344	52-193	.269	138-192	.719	140	293	433	33.3	263	5	134	227	35	78	688	52.9

HOME STATS

Game Records

Record	Overall	Home	Away	Neutral
ALL GAMES	11-4	11-4	0-0	0-0
CONFERENCE	6-2	6-2	0-0	0-0
NON-CONFERENCE	5-2	5-2	0-0	0-0

Score by Periods

Team	1st	2nd	3rd	4th	OT	TOT
Ole Miss	290	261	273	261	12	1097
Opponents	214	215	237	236	8	910

Team Box Score

No.	Player	Total			3-Point		F-Throw		Rebounds				Other Stats										
		GP-GS	MIN	AVG	FG-FGA	FG%	3FG-3FGA	3FG%	FT-FTA	FT%	OFF	DEF	TOT	AVG	PF	DQ	A	TO	BLK	STL	PTS	AVG	
2	DAVIS, Marquesha	15-15	378:09	25.2	83-172	.483	1-18	.056	41-64	.641	16	51	67	4.5	18	0	20	22	10	25	208	13.9	
24	SCOTT, Madison	14-13	406:53	29.1	61-127	.480	0-3	.000	47-70	.671	25	62	87	6.2	26	0	53	31	10	11	169	12.1	
5	COLLINS, Snudda	13-8	327:14	25.2	51-121	.421	18-56	.321	32-41	.780	4	18	22	1.7	28	0	16	23	6	10	152	11.7	
1	DEANS, Kirsten	3-3	69:21	23.1	10-22	.455	7-15	.467	7-9	.778	4	12	16	5.3	5	0	19	9	1	6	34	11.3	
3	TODD-WILLIAMS, Kennedy	15-12	400:36	26.7	44-127	.346	7-24	.292	44-60	.733	28	38	66	4.4	24	0	39	21	12	24	139	9.3	
33	RICHARDSON, Kharyssa	15-3	264:04	17.6	42-85	.494	6-9	.667	22-32	.688	15	36	51	3.4	25	0	11	22	11	11	112	7.5	
32	IGBOKWE, Rita	15-9	302:10	20.1	36-70	.514	0-0	.000	15-33	.455	40	45	85	5.7	29	0	6	22	26	14	87	5.8	
22	SINGLETON, Tyia	15-6	268:32	17.9	26-53	.491	1-10	.100	13-17	.765	31	46	77	5.1	29	0	12	24	14	8	66	4.4	
21	STEPHENSON, Zakiya	15-3	186:47	12.5	15-37	.405	5-10	.500	6-8	.750	4	20	24	1.6	23	1	37	24	4	15	41	2.7	
10	YOUNG, J'Adore	4-0	29:39	7.4	3-5	.600	0-0	.000	3-4	.750	4	4	8	2.0	3	0	0	4	2	4	9	2.3	
12	AVLIJAS, Marija	10-2	84:47	8.5	7-13	.538	0-1	.000	6-14	.429	4	3	7	0.7	8	0	5	10	1	3	20	2.0	
13	NOEL, Mariyah	12-0	95:18	7.9	8-22	.364	1-7	.143	5-8	.625	4	9	13	1.1	7	0	6	6	2	3	22	1.8	
23	EATON, Elauna	12-0	75:04	6.3	6-23	.261	4-20	.200	2-3	.667	1	7	8	0.7	5	0	3	1	0	0	18	1.5	
35	COLLINS, Rhema	6-0	27:05	4.5	1-5	.200	0-0	.000	6-9	.667	5	2	7	1.2	1	0	2	2	2	0	8	1.3	
20	THOMPSON, Ayanna	13-1	111:25	8.6	5-23	.217	2-8	.250	0-0	.000	2	6	8	0.6	14	0	4	7	2	3	12	0.9	
Team											37	50	87					10					
Total		15	3027		398-905	.440	52-181	.287	249-372	.669	224	409	633	42.2	245	1	233	238	103	137	1097	73.1	
Opponents		15	3025		332-878	.378	70-219	.320	176-240	.733	168	334	502	33.5	297	4	192	267	42	105	910	60.7	

AWAY STATS

Game Records

Record	Overall	Home	Away	Neutral
ALL GAMES	8-3	0-0	8-3	0-0
CONFERENCE	6-2	0-0	6-2	0-0
NON-CONFERENCE	2-1	0-0	2-1	0-0

Score by Periods

Team	1st	2nd	3rd	4th	OT	TOT
Ole Miss	157	175	196	166	13	707
Opponents	141	150	162	169	3	625

Team Box Score

No.	Player	Total			3-Point		F-Throw		Rebounds				Other Stats										
		GP-GS	MIN	AVG	FG-FGA	FG%	3FG-3FGA	3FG%	FT-FTA	FT%	OFF	DEF	TOT	AVG	PF	DQ	A	TO	BLK	STL	PTS	AVG	
2	DAVIS, Marquesha	11-11	323:36	29.4	60-151	.397	7-22	.318	26-33	.788	24	35	59	5.4	23	0	12	20	5	14	153	13.9	
24	SCOTT, Madison	11-11	341:15	31.0	45-98	.459	2-5	.400	35-46	.761	20	33	53	4.8	24	0	38	29	7	11	127	11.5	
3	TODD-WILLIAMS, Kennedy	11-6	339:02	30.8	42-100	.420	6-23	.261	33-40	.825	26	31	57	5.2	22	0	24	23	4	8	123	11.2	
5	COLLINS, Snudda	11-11	304:42	27.7	32-122	.262	13-50	.260	21-24	.875	2	15	17	1.5	32	3	8	16	8	6	98	8.9	
22	SINGLETON, Tyia	10-5	237:52	23.8	20-45	.444	0-6	.000	8-8	1.000	29	41	70	7.0	25	1	9	26	6	7	48	4.8	
32	IGBOKWE, Rita	11-10	230:33	21.0	23-43	.535	0-0	.000	6-23	.261	33	41	74	6.7	23	2	5	14	20	10	52	4.7	
33	RICHARDSON, Kharyssa	11-0	148:31	13.5	18-45	.400	2-5	.400	10-16	.625	6	23	29	2.6	18	0	1	11	3	5	48	4.4	
21	STEPHENSON, Zakiya	9-1	98:46	11.0	8-23	.348	0-4	.000	12-17	.706	3	11	14	1.6	11	0	9	10	0	8	28	3.1	
10	YOUNG, J'Adore	3-0	17:57	6.0	3-9	.333	0-1	.000	1-2	.500	1	3	4	1.3	4	0	0	0	2	0	7	2.3	
13	NOEL, Mariyah	6-0	52:06	8.7	4-7	.571	1-1	1.000	1-2	.500	4	4	8	1.3	6	1	2	5	2	1	10	1.7	
20	THOMPSON, Ayanna	9-0	64:22	7.2	1-7	.143	0-0	.000	5-6	.833	2	6	8	0.9	4	0	2	2	0	4	7	0.8	
23	EATON, Elauna	4-0	14:02	3.5	1-5	.200	1-4	.250	0-0	.000	1	2	3	0.8	0	0	2	1	0	1	3	0.8	
35	COLLINS, Rhema	5-0	27:56	5.6	1-4	.250	1-1	1.000	0-0	.000	2	7	9	1.8	6	0	1	2	0	1	3	0.6	
12	AVLIJAS, Marija	4-0	24:22	6.1	0-4	.000	0-3	.000	0-0	.000	0	1	1	0.3	5	0	1	0	0	0	0	0.0	
Team											30	20	50					2					
Total		11	2225		258-663	.389	33-125	.264	158-217	.728	183	273	456	41.5	203	7	114	161	57	76	707	64.3	
Opponents		11	2225		229-583	.393	43-136	.316	124-186	.667	103	245	348	31.6	180	5	123	180	41	71	625	56.8	

NEUTRAL SITE STATS

Game Records

Record	Overall	Home	Away	Neutral
ALL GAMES	5-1	0-0	0-0	5-1
CONFERENCE	0-0	0-0	0-0	0-0
NON-CONFERENCE	5-1	0-0	0-0	5-1

Score by Periods

Team	1st	2nd	3rd	4th	OT	TOT
Ole Miss	81	92	120	108	0	401
Opponents	91	86	82	95	0	354

Team Box Score

No.	Player	Total					3-Point		F-Throw		Rebounds				Other Stats							
		GP-GS	MIN	AVG	FG-FGA	FG%	3FG-3FGA	3FG%	FT-FTA	FT%	OFF	DEF	TOT	AVG	PF	DQ	A	TO	BLK	STL	PTS	AVG
24	SCOTT, Madison	6-6	207:36	34.6	39-68	.574	0-1	.000	19-27	.704	21	39	60	10.0	15	0	15	13	3	4	97	16.2
2	DAVIS, Marquesha	6-6	167:27	27.9	35-69	.507	3-6	.500	23-33	.697	9	17	26	4.3	15	0	7	11	7	7	96	16.0
3	TODD-WILLIAMS, Kennedy	6-6	187:46	31.3	26-65	.400	5-18	.278	15-19	.789	7	27	34	5.7	13	1	12	11	4	9	72	12.0
1	DEANS, Kirsten	3-3	56:29	18.8	6-19	.316	1-9	.111	9-12	.750	0	7	7	2.3	4	0	4	2	0	2	22	7.3
33	RICHARDSON, Kharyssa	6-3	98:12	16.4	10-27	.370	0-2	.000	13-17	.765	4	14	18	3.0	6	0	3	15	2	2	33	5.5
5	COLLINS, Snudda	4-1	90:02	22.5	7-32	.219	2-12	.167	2-2	1.000	3	8	11	2.8	9	0	2	4	2	1	18	4.5
12	AVLIJAS, Marija	3-0	33:33	11.2	5-10	.500	0-2	.000	1-4	.250	1	1	2	0.7	2	0	4	4	1	2	11	3.7
22	SINGLETON, Tyia	6-1	105:37	17.6	8-21	.381	0-2	.000	3-4	.750	5	18	23	3.8	7	0	1	4	3	2	19	3.2
32	IGBOKWE, Rita	6-3	114:59	19.2	4-16	.250	0-0	.000	6-12	.500	15	11	26	4.3	16	0	0	11	8	2	14	2.3
21	STEPHENSON, Zakiya	5-1	65:58	13.2	3-13	.231	1-4	.250	1-2	.500	3	3	6	1.2	14	0	4	8	0	2	8	1.6
20	THOMPSON, Ayanna	6-0	54:33	9.1	3-12	.250	1-4	.250	0-0	.000	1	0	1	0.2	6	0	2	4	0	4	7	1.2
23	EATON, Elauna	4-0	11:00	2.8	1-4	.250	0-3	.000	2-2	1.000	1	0	1	0.3	1	0	0	0	0	0	4	1.0
13	NOEL, Mariyah	2-0	06:48	3.4	0-0	.000	0-0	.000	0-0	.000	0	0	0	0.0	1	0	1	1	0	0	0	0.0
Team											19	13	32				8					
Total		6	1200		147-356	.413	13-63	.206	94-134	.701	89	158	247	41.2	109	1	55	96	30	37	401	66.8
Opponents		6	1200		122-354	.345	28-96	.292	82-105	.781	76	137	213	35.5	121	2	65	96	30	33	354	59.0

IN WINS

Game Records

Record	Overall	Home	Away	Neutral
ALL GAMES	24-0	11-0	8-0	5-0
CONFERENCE	12-0	6-0	6-0	0-0
NON-CONFERENCE	12-0	5-0	2-0	5-0

Score by Periods

Team	1st	2nd	3rd	4th	OT	TOT
Ole Miss	394	402	455	436	25	1712
Opponents	308	299	330	351	11	1299

Team Box Score

No.	Player				Total		3-Point		F-Throw		Rebounds								PTS	AVG		
		GP-GS	MIN	AVG	FG-FGA	FG%	3FG-3FGA	3FG%	FT-FTA	FT%	OFF	DEF	TOT	AVG	PF	DQ	A	TO			BLK	STL
2	DAVIS, Marquesha	24-24	633:04	26.4	131-287	.456	7-33	.212	72-102	.706	38	80	118	4.9	37	0	35	38	21	32	341	14.2
24	SCOTT, Madison	23-22	687:09	29.9	116-221	.525	1-6	.167	69-97	.711	53	102	155	6.7	41	0	78	51	17	24	302	13.1
3	TODD-WILLIAMS, Kennedy	24-19	722:50	30.1	92-232	.397	11-48	.229	77-101	.762	50	79	129	5.4	38	0	63	35	16	32	272	11.3
1	DEANS, Kirsten	5-5	93:26	18.7	13-30	.433	6-17	.353	12-17	.706	2	15	17	3.4	7	0	18	8	0	7	44	8.8
5	COLLINS, Snudda	21-14	495:24	23.6	62-186	.333	26-80	.325	27-32	.844	7	29	36	1.7	51	3	20	28	10	9	177	8.4
33	RICHARDSON, Kharyssa	24-5	378:58	15.8	52-115	.452	5-11	.455	40-56	.714	14	60	74	3.1	32	0	13	34	11	13	149	6.2
32	IGBOKWE, Rita	24-18	483:00	20.1	52-101	.515	0-0	.000	24-50	.480	69	78	147	6.1	48	1	6	36	42	23	128	5.3
22	SINGLETON, Tyia	24-7	487:32	20.3	44-96	.458	1-14	.071	21-23	.913	55	91	146	6.1	46	0	18	41	18	14	110	4.6
10	YOUNG, J'Adore	5-0	37:33	7.5	5-12	.417	0-0	.000	4-6	.667	5	6	11	2.2	4	0	3	3	2	14	2.8	
21	STEPHENSON, Zakiya	21-3	252:18	12.0	20-53	.377	4-12	.333	13-19	.684	8	30	38	1.8	32	0	36	33	4	15	57	2.7
12	AVLIJAS, Marija	12-2	121:26	10.1	12-25	.480	0-5	.000	7-18	.389	5	5	10	0.8	8	0	8	11	2	4	31	2.6
13	NOEL, Mariyah	15-0	148:20	9.9	12-29	.414	2-8	.250	6-10	.600	8	13	21	1.4	14	1	8	11	4	4	32	2.1
23	EATON, Elauna	16-0	90:57	5.7	8-32	.250	5-27	.185	4-5	.800	2	9	11	0.7	5	0	4	1	0	0	25	1.6
35	COLLINS, Rhema	8-0	32:59	4.1	1-6	.167	0-0	.000	6-9	.667	6	6	12	1.5	4	0	2	2	2	0	8	1.0
20	THOMPSON, Ayanna	22-1	187:08	8.5	7-34	.206	3-9	.333	5-6	.833	4	12	16	0.7	18	0	7	11	1	8	22	1.0
Team											57	56	113				15					
Total		24	4852		627-1459	.430	71-270	.263	387-551	.702	383	671	1054	43.9	385	5	316	358	151	187	1712	71.3
Opponents		24	4850		476-1361	.350	106-354	.299	241-343	.703	248	513	761	31.7	460	10	257	413	87	145	1299	54.1

IN LOSSES

Game Records

Record	Overall	Home	Away	Neutral
ALL GAMES	0-7	0-4	0-3	0-0
CONFERENCE	0-4	0-2	0-2	0-0
NON-CONFERENCE	0-3	0-2	0-1	0-0

Score by Periods

Team	1st	2nd	3rd	4th	OT	TOT
Ole Miss	122	110	111	83	0	426
Opponents	119	135	134	127	0	515

Team Box Score

No.	Player				Total		3-Point		F-Throw		Rebounds								PTS	AVG		
		GP-GS	MIN	AVG	FG-FGA	FG%	3FG-3FGA	3FG%	FT-FTA	FT%	OFF	DEF	TOT	AVG	PF	DQ	A	TO			BLK	STL
2	DAVIS, Marquesha	7-7	200:15	28.6	39-90	.433	4-12	.333	13-21	.619	11	18	29	4.1	16	0	4	12	1	10	95	13.6
5	COLLINS, Snudda	7-6	226:35	32.4	28-89	.315	7-38	.184	28-35	.800	2	12	14	2.0	18	0	6	15	6	8	91	13.0
1	DEANS, Kirsten	1-1	32:24	32.4	3-11	.273	2-7	.286	4-4	1.000	2	4	6	6.0	2	0	5	3	1	1	12	12.0
24	SCOTT, Madison	7-7	229:21	32.8	21-58	.362	1-3	.333	26-39	.667	12	26	38	5.4	21	0	24	18	3	1	69	9.9
3	TODD-WILLIAMS, Kennedy	7-4	167:22	23.9	13-47	.277	5-14	.357	15-18	.833	8	13	21	3.0	16	0	10	16	4	7	46	6.6
33	RICHARDSON, Kharyssa	7-1	126:41	18.1	18-40	.450	3-4	.750	5-9	.556	11	13	24	3.4	16	0	2	13	5	5	44	6.3
22	SINGLETON, Tyia	6-5	111:15	18.5	9-21	.429	0-4	.000	3-6	.500	10	11	21	3.5	14	1	4	13	5	2	21	3.5
32	IGBOKWE, Rita	7-3	136:03	19.4	11-24	.458	0-0	.000	1-14	.071	18	18	36	5.1	16	1	5	9	10	3	23	3.3
21	STEPHENSON, Zakiya	7-1	74:52	10.7	5-15	.333	1-3	.333	5-6	.833	2	3	5	0.7	12	1	12	8	0	8	16	2.3
35	COLLINS, Rhema	3-0	22:02	7.3	1-3	.333	1-1	1.000	0-0	.000	1	3	4	1.3	3	0	1	2	0	1	3	1.0
10	YOUNG, J'Adore	2-0	10:03	5.0	1-2	.500	0-1	.000	0-0	.000	0	1	1	0.5	3	0	0	1	1	2	2	1.0
20	THOMPSON, Ayanna	5-0	31:47	6.4	2-6	.333	0-1	.000	0-0	.000	1	0	1	0.2	4	0	0	2	1	2	4	0.8
13	NOEL, Mariyah	4-0	03:09	0.8	0-0	.000	0-0	.000	0-0	.000	0	0	0	0.0	0	0	0	1	0	0	0	0.0
12	AVLIJAS, Marija	5-0	21:15	4.3	0-2	.000	0-1	.000	0-0	.000	0	0	0	0.0	7	0	2	3	0	1	0	0.0
23	EATON, Elauna	3-0	06:56	2.3	0-0	.000	0-0	.000	0-0	.000	1	0	1	0.3	1	0	1	1	0	1	0	0.0
Team											26	24	50				2					
Total		7	1400		151-408	.370	24-89	.270	100-152	.658	105	146	251	35.9	149	3	76	119	37	52	426	60.9
Opponents		7	1400		180-390	.462	31-85	.365	124-167	.743	86	179	265	37.9	120	1	110	113	21	57	515	73.6

TEAM GAME-BY-GAME

Opponent	Date	Score	W	Total		3-Pointers		Free throws		Rebounds				PF	A	TO	BLK	STL	PTS	AVG
				FG-FGA	PCT	3FG-3FGA	PCT	FT-FTA	PCT	OFF	DEF	TOT	AVG							
Queens (NC)	11/06/2023	91-44	W	34-68	.500	6-20	.300	17-35	.486	19	36	55	55.0	15	24	12	4	11	91	91.0
Oklahoma	11/09/2023	70-80	L	23-71	.324	5-21	.238	19-29	.655	22	23	45	50.0	24	10	14	7	8	70	80.5
Temple	11/15/2023	80-63	W	29-56	.518	6-13	.462	16-21	.762	12	32	44	48.0	16	17	19	6	8	80	80.3
vs Howard	11/18/2023	67-54	W	23-64	.359	2-22	.091	19-25	.760	17	29	46	47.5	19	12	15	6	3	67	77.0
vs Arizona	11/19/2023	56-47	W	21-57	.368	1-11	.091	13-21	.619	16	26	42	46.4	13	7	15	6	7	56	72.8
vs Michigan	11/20/2023	60-49	W	24-52	.462	2-7	.286	10-14	.714	10	30	40	45.3	15	7	16	5	4	60	70.7
Little Rock	11/25/2023	58-45	W	18-48	.375	4-11	.364	18-23	.783	10	30	40	44.6	10	10	19	4	4	58	68.9
Louisville	11/29/2023	58-64	L	22-51	.431	1-11	.091	13-28	.464	14	22	36	43.5	26	12	21	5	7	58	67.5
at Southern Miss.	12/02/2023	59-61	L	21-58	.362	6-16	.375	11-16	.688	17	14	31	42.1	19	14	11	4	8	59	66.6
Mississippi Val.	12/12/2023	84-56	W	29-62	.468	1-8	.125	25-35	.714	17	27	44	42.3	13	11	15	14	8	84	68.3
at South Alabama	12/18/2023	64-41	W	21-63	.333	5-18	.278	17-23	.739	23	29	52	43.2	10	8	12	5	6	64	67.9
at Ark.-Pine Bluff	12/21/2023	62-47	W	22-61	.361	1-8	.125	17-22	.773	14	29	43	43.2	13	12	12	11	10	62	67.4
Alcorn	12/30/2023	76-37	W	24-47	.511	5-15	.333	23-30	.767	9	29	38	42.8	12	15	16	3	17	76	68.1
at Alabama	01/04/2024	55-45	W	18-58	.310	0-7	.000	19-24	.792	17	27	44	42.9	16	9	13	12	9	55	67.1
LSU	01/07/2024	73-84	L	24-60	.400	3-11	.273	22-27	.815	13	23	36	42.4	20	14	19	8	11	73	67.5
Auburn	01/11/2024	58-55	W	24-60	.400	1-4	.250	9-15	.600	20	23	43	42.4	21	13	21	10	8	58	66.9
at Mississippi St.	01/14/2024	57-69	L	22-57	.386	2-12	.167	11-17	.647	17	20	37	42.1	16	9	18	3	4	57	66.4
at Georgia	01/21/2024	69-59	W	30-58	.517	5-12	.417	4-12	.333	12	17	29	41.4	12	18	6	3	5	69	66.5
Florida	01/25/2024	81-70	W	30-59	.508	2-7	.286	19-31	.613	11	29	40	41.3	21	18	17	6	12	81	67.3
Tennessee	01/28/2024	80-75	W	34-70	.486	2-12	.167	10-12	.833	14	24	38	41.2	14	19	11	8	9	80	67.9
at Vanderbilt	02/01/2024	67-61	W	22-51	.431	3-10	.300	20-24	.833	13	26	39	41.0	22	3	18	3	5	67	67.9
at South Carolina	02/04/2024	56-85	L	19-56	.339	2-7	.286	16-21	.762	10	27	37	40.9	31	4	21	3	4	56	67.3
Texas A&M	02/08/2024	53-72	L	20-55	.364	5-11	.455	8-14	.571	12	17	29	40.3	13	13	15	7	10	53	66.7
at Florida	02/15/2024	77-67	Wot	27-69	.391	0-7	.000	23-32	.719	26	29	55	41.0	20	7	25	5	11	77	67.1
Mississippi St.	02/18/2024	75-71	Wot	25-68	.368	5-17	.294	20-30	.667	20	29	49	41.3	14	18	16	9	11	75	67.4
Georgia	02/22/2024	73-51	W	28-61	.459	2-7	.286	15-24	.625	14	24	38	41.2	14	19	10	4	8	73	67.7
at Missouri	02/26/2024	66-45	W	23-60	.383	5-14	.357	15-19	.789	16	24	40	41.1	24	10	12	2	8	66	67.6
at Kentucky	02/29/2024	75-45	W	33-72	.458	4-14	.286	5-7	.714	18	31	49	41.4	20	20	13	6	6	75	67.9
Arkansas	03/03/2024	87-43	W	34-69	.493	4-13	.308	15-18	.833	17	41	58	42.0	12	20	13	8	5	87	68.5
vs Florida	03/08/2024	84-74	W	27-64	.422	3-8	.375	27-38	.711	21	24	45	42.1	24	8	17	9	4	84	69.0
vs LSU	03/09/2024	67-75	L	25-57	.439	3-10	.300	14-20	.700	8	23	31	41.7	23	10	18	2	11	67	69.0
vs Marquette	03/23/2024	67-55	W	27-62	.435	2-5	.400	11-16	.688	17	26	43	41.8	15	11	15	2	8	67	68.9
Total		2205		803-1924	.417	98-369	.266	501-723	.693	496	840	1336	41.8	557	402	495	190	250	2205	68.9
Opponents		1889		683-1815	.376	141-451	.313	382-531	.719	347	716	1063	33.2	598	380	543	113	209	1889	59.0

Ole Miss Averages

Games Played	Points/game	FG Pct	3FG Pct	FT Pct	Rebounds/game	Assists/game	Turnovers/game	Assist/Turnover ratio	Steals/game	Blocks/game
32	68.9	41.7	26.6	69.3	41.8	12.6	15.5	0.8	7.8	5.9

SEASON/CAREER STATS

Summary

Player	Season Statistics										Career Statistics									
	GP-GS	MIN/G	FG%	3FG%	FT%	R/G	A/G	STL	BLK	PTS/G	GP-GS	MIN/G	FG%	3FG%	FT%	R/G	A/G	STL	BLK	PTS/G
AVLIJAS, Marija	17-2	8.4	.444	.000	.389	0.6	0.6	5	2	1.8	17-2	8.4	.444	.000	.389	0.6	0.6	5	2	1.8
COLLINS, Rhema	11-0	5.0	.222	1.000	.667	1.5	0.3	1	2	1.0	11-0	5.0	.222	1.000	.667	1.5	0.3	1	2	1.0
COLLINS, Snudda	28-20	25.8	.327	.280	.821	1.8	0.9	17	16	9.6	121-73	24.6	.323	.305	.706	1.9	0.6	73	57	7.8
DAVIS, Marquesha	32-32	27.2	.454	.239	.692	4.8	1.2	46	22	14.3	117-59	18.7	.449	.246	.682	3.6	0.7	113	40	8.7
DEANS, Kirsten	6-6	21.0	.390	.333	.762	3.8	3.8	8	1	9.3	114-81	27.3	.399	.362	.822	3.4	3.2	158	14	11.6
EATON, Elauna	20-0	5.0	.250	.185	.800	0.6	0.3	1	0	1.3	77-2	9.9	.307	.314	.857	0.9	0.2	14	2	2.6
IGBOKWE, Rita	32-22	20.2	.488	.000	.397	5.8	0.3	26	54	4.8	145-74	18.9	.462	.000	.474	6.1	0.3	92	260	4.6
NOEL, Mariyah	20-0	7.7	.414	.250	.600	1.1	0.5	4	4	1.6	20-0	7.7	.414	.250	.600	1.1	0.5	4	4	1.6
RICHARDSON, Kharyssa	32-6	16.0	.446	.500	.692	3.1	0.5	18	16	6.0	60-33	18.5	.440	.333	.733	3.8	0.4	43	40	6.6
SCOTT, Madison	31-30	30.8	.495	.222	.706	6.5	3.4	26	20	12.7	121-116	28.0	.504	.182	.676	7.1	2.1	125	103	10.9
SINGLETON, Tyia	31-12	19.7	.454	.056	.828	5.5	0.7	17	23	4.3	151-85	18.6	.466	.163	.682	4.9	0.5	81	139	4.6
STEPHENSON, Zakiya	29-5	12.1	.356	.333	.704	1.5	1.7	25	4	2.7	29-5	12.1	.356	.333	.704	1.5	1.7	25	4	2.7
THOMPSON, Ayanna	28-1	8.2	.214	.250	.833	0.6	0.3	11	2	0.9	58-1	10.4	.331	.310	.824	1.2	0.3	13	4	2.1
TODD-WILLIAMS, Kennedy	32-24	29.0	.384	.277	.773	4.9	2.3	41	20	10.4	121-94	28.0	.395	.304	.761	5.3	1.9	147	51	10.4
YOUNG, J'Adore	7-0	6.8	.429	.000	.667	1.7	0.0	4	4	2.3	7-0	6.8	.429	.000	.667	1.7	0.0	4	4	2.3

Scoring

Player	Season Statistics								Career Statistics							
	FG-FGA	FG%	3FG-3FGA	3FG%	FT-FTA	FT%	PTS	PTS/G	FG-FGA	FG%	3FG-3FGA	3FG%	FT-FTA	FT%	PTS	PTS/G
AVLIJAS, Marija	12-27	.444	0-6	.000	7-18	.389	31	1.8	12-27	.444	0-6	.000	7-18	.389	31	1.8
COLLINS, Rhema	2-9	.222	1-1	1.000	6-9	.667	11	1.0	2-9	.222	1-1	1.000	6-9	.667	11	1.0
COLLINS, Snudda	90-275	.327	33-118	.280	55-67	.821	268	9.6	313-968	.323	175-574	.305	137-194	.706	938	7.8
DAVIS, Marquesha	178-392	.454	11-46	.239	90-130	.692	457	14.3	388-865	.449	32-130	.246	210-308	.682	1018	8.7
DEANS, Kirsten	16-41	.390	8-24	.333	16-21	.762	56	9.3	430-1077	.399	171-472	.362	291-354	.822	1322	11.6
EATON, Elauna	8-32	.250	5-27	.185	4-5	.800	25	1.3	63-205	.307	53-169	.314	24-28	.857	203	2.6
IGBOKWE, Rita	63-129	.488	0-0	.000	27-68	.397	153	4.8	276-597	.462	0-0	.000	119-251	.474	671	4.6
NOEL, Mariyah	12-29	.414	2-8	.250	6-10	.600	32	1.6	12-29	.414	2-8	.250	6-10	.600	32	1.6
RICHARDSON, Kharyssa	70-157	.446	8-16	.500	45-65	.692	193	6.0	149-339	.440	8-24	.333	88-120	.733	394	6.6
SCOTT, Madison	145-293	.495	2-9	.222	101-143	.706	393	12.7	493-978	.504	2-11	.182	334-494	.676	1322	10.9
SINGLETON, Tyia	54-119	.454	1-18	.056	24-29	.828	133	4.3	289-620	.466	8-49	.163	107-157	.682	693	4.6
STEPHENSON, Zakiya	26-73	.356	6-18	.333	19-27	.704	77	2.7	26-73	.356	6-18	.333	19-27	.704	77	2.7
THOMPSON, Ayanna	9-42	.214	3-12	.250	5-6	.833	26	0.9	44-133	.331	18-58	.310	14-17	.824	120	2.1
TODD-WILLIAMS, Kennedy	112-292	.384	18-65	.277	92-119	.773	334	10.4	441-1116	.395	109-358	.304	270-355	.761	1261	10.4
YOUNG, J'Adore	6-14	.429	0-1	.000	4-6	.667	16	2.3	6-14	.429	0-1	.000	4-6	.667	16	2.3

Totals

Player	Season Statistics									Career Statistics								
	O-REB	D-REB	TOTAL	PF	FO	A	TO	A/TO	O-REB	D-REB	TOTAL	PF	FO	A	TO	A/TO		
AVLIJAS, Marija	5	5	10	15	0	10	14	0.7	5	5	10	15	0	10	14	0.7		
COLLINS, Rhema	7	9	16	7	0	3	4	0.8	7	9	16	7	0	3	4	0.8		
COLLINS, Snudda	9	41	50	69	3	26	43	0.6	58	175	233	242	4	77	125	0.6		
DAVIS, Marquesha	49	103	152	56	0	39	53	0.7	128	297	425	165	1	86	141	0.6		
DEANS, Kirsten	4	19	23	9	0	23	11	2.1	67	325	392	299	6	365	300	1.2		
EATON, Elauna	3	9	12	6	0	5	2	2.5	10	60	70	48	0	17	28	0.6		
IGBOKWE, Rita	88	97	185	68	2	11	47	0.2	379	506	885	381	13	40	188	0.2		
NOEL, Mariyah	8	13	21	14	1	9	12	0.8	8	13	21	14	1	9	12	0.8		
RICHARDSON, Kharyssa	25	73	98	49	0	15	48	0.3	79	150	229	122	0	22	85	0.3		
SCOTT, Madison	66	134	200	65	0	106	73	1.5	308	556	864	282	4	249	244	1.0		
SINGLETON, Tyia	65	105	170	61	1	22	54	0.4	311	428	739	377	14	72	250	0.3		
STEPHENSON, Zakiya	10	34	44	48	1	50	42	1.2	10	34	44	48	1	50	42	1.2		
THOMPSON, Ayanna	5	12	17	24	0	8	13	0.6	30	37	67	78	0	18	40	0.5		
TODD-WILLIAMS, Kennedy	61	96	157	59	1	75	55	1.4	213	424	637	257	3	232	227	1.0		
YOUNG, J'Adore	5	7	12	7	0	0	4	0.0	5	7	12	7	0	0	4	0.0		

THE LAST TIME

AN OLE MISS TEAM...

Scored 100+ points at home 104, vs. Alcorn State (Dec. 8, 2020)
 Scored 100+ points on the road 110, vs. Delaware State (Nov. 18, 2017, Neutral)
 Scored 100+ points and lost Never Happened
 Scored 110+ points 110, vs. Delaware State (Nov. 18, 2017, Neutral)
 Won an overtime game 75-71 (OT) vs. Mississippi State (Feb. 18, 2024)
 Lost an overtime game 77-76, at Auburn (Jan. 22, 2023)
 Won a double overtime game 78-75, vs. Florida (Jan. 7, 2018)
 Lost a double overtime game 64-57, at Hawai'i (Nov. 27, 2010)
 Played a triple overtime game W, 102-101 (3OT) at LSU (Feb. 7, 2010)
 Played a four-overtime game L, 81-86 vs. Arkansas State (Dec. 7, 2001)
 Won an NCAA Tournament game 67-55 vs. #10 Marquette (Mar. 23, 2024)
 Won a WNIT game 60-50, vs. UNI (Mar. 26, 2021)
 Won an SEC Tournament game 84-74, vs. Florida (March 8, 2024)
 Made 40+ field goals 40, vs. Alcorn State (Dec. 8, 2020)
 Made 50+ field goals 51, vs. Missouri-St. Louis (Jan. 10, 1983)
 Made 10+ three-point field goals 12, at Tennessee (Feb. 27, 2020)
 Had 20+ rebound margin 30, vs. Arkansas (March 3, 2024)
 Had 25+ rebound margin 30, vs. Arkansas (March 3, 2024)
 Had 30+ rebound margin 30, vs. Arkansas (March 3, 2024)
 Had 50+ rebounds 58, vs. Arkansas (March 3, 2024)
 Had 60+ rebounds 62, vs. Savannah State (Dec. 8, 2018)
 Had 70+ rebounds 70, vs. Mississippi University for Women (Jan. 26, 1979)
 Had three players with 10+ rebounds Robertson (10), Lewis (10), Thomas (10) at Sam Houston State (Nov. 17, 2009)
 Attempted 30+ free throws 38, vs. Florida (March 8, 2024)
 Attempted 35+ free throws 38, vs. Florida (March 8, 2024)
 Attempted 40+ free throws 42, vs. Jackson State (Dec. 15, 2020)
 Attempted 45+ free throws 46, at Rice (Nov. 17, 2006)
 Attempted 50+ free throws 50, vs. Mississippi University for Women (Jan. 24, 1976)
 Made 25+ free throws 27, vs. Florida (March 8, 2024)
 Made 30+ free throws 34, at UAB (Nov. 12, 2006)
 Made 35+ free throws 36, vs. Mississippi University for Women (Jan. 24, 1976)
 Had 25+ assists 26, vs. Alcorn State (Dec. 8, 2020)
 Had 30+ assists 31, vs. Winston-Salem State (Dec. 20, 2009)
 Had 35+ assists 35, vs. Mississippi State (Feb. 16, 1985)
 Had 25+ turnovers 25, at Florida (Feb. 15, 2024)
 Had 35+ turnovers 36, at No. 6 Kentucky (Feb. 2, 2012)
 Forced 25+ turnovers 26, at Florida (Feb. 15, 2024)
 Forced 30+ turnovers 30, vs. Sam Houston State (Nov. 26, 2019)
 Forced 35+ turnovers 40, vs. Mississippi Valley State (Dec. 28, 2016)
 Forced 45+ turnovers 46, vs. Mississippi Valley State (Nov. 16, 2014)
 Had 15+ steals 17, vs. Alcorn State (Dec. 30, 2023)
 Had 20+ steals 24, vs. Mississippi Valley (Dec. 28, 2016)
 Had 25+ steals 25, vs. Alabama (Mar. 1, 2007)
 Blocked 5+ shots 9, vs. Florida (March 8, 2024)
 Blocked 10+ shots 10, vs. Auburn (Jan. 11, 2024)
 Scored 50 points or less 50, vs. Belmont (Nov. 11, 2021)
 Scored 40 points or less 40, at #1 South Carolina (Jan. 27, 2022)
 Scored 50 or fewer and won 48-43, vs. Florida (Feb. 28, 2018)
 Beat a ranked team 54-49, vs. #5 Stanford (March 19, 2023)
 Beat a ranked team on the road 76-73, at #24 Arkansas at Arkansas (Jan. 29, 2023)
 Kept every player on a team out of double figures vs. Alabama A&M (Nov. 28, 2022)
 Had all five starters score in double figures vs. Louisiana (Dec. 12, 2018)
 Had five+ players score in double figures 6, vs. Mississippi Valley State (Dec. 12, 2023)
 Had no players score in double figures vs. #6 Tennessee (Feb. 12, 2015)
 Overcame a 10-point+ halftime deficit to win 19, at Arkansas (Jan. 29, 2023)
 Overcame a 15-point+ halftime deficit to win 19, at Arkansas (Jan. 29, 2023)

AN OLE MISS PLAYER...

Scored 20+ points 20, Madison Scott vs. #10 Marquette (March 23, 2024)
 Scored 30+ points 33, Marquesha Davis vs. Florida (March 8, 2024)
 Scored 40+ points 42, Bianca Thomas vs. LSU (Jan. 17, 2010)
 Attempted 15+ field goals 17, Madison Scott vs. #10 Marquette (March 23, 2024)
 Attempted 20+ field goals 21, Marquesha Davis at Florida (Feb. 15, 2024)
 Attempted 25+ field goals 25, Shakira Austin vs. Rice (Feb. 28, 2021)
 Recorded a double-double Madison Scott, 14 points & 15 rebounds vs. Florida (March 8, 2024)
 Recorded a triple-double Kayla Melson, 11 pts., 11 rbs. & 11 ast. vs. SE La. (Nov. 13, 2009)
 Had 10+ assists 10, Mimi Reid, vs. LSU (Jan. 4, 2021)
 Had 15+ assists 15, Kim Bullard vs. Middle Tennessee (Dec. 21, 1985)
 Had 5+ blocks 5, Rita Igbokwe, at Alabama (Jan. 4, 2024)
 Had 8+ blocks 8, Rita Igbokwe at Arkansas-Pine Bluff (Dec. 21, 2023)
 Had 10+ blocks 10, Promise Taylor at #14 Texas A&M (Feb. 8, 2018)
 Had 5+ steals 5, Angel Baker at Texas A&M (Jan. 8, 2023)

Had 8+ steals 8, Valerie Nesbitt vs. Louisiana Tech (Nov. 23, 2019)
 Had 10+ steals 12, Armintie Price vs. Illinois (Dec. 2, 2006)
 Had 15+ rebounds 15, Madison Scott vs. Florida (March 8, 2024)
 Had 20+ rebounds 20, Armintie Price at Mississippi State (Jan. 26, 2006)
 Made 10+ field goals 10, Madison Scott vs. #10 Marquette (March 23, 2024)
 Made 15+ field goals 17, Jennifer Gillom vs. Memphis (Dec. 10, 1985)
 Made 10+ free throws 11, Kennedy Todd-Williams vs. Florida (March 8, 2024)
 Made 15+ free throws 15, Tia Faleru at Kentucky (Feb. 13, 2014)
 Attempted 10+ free throws Marquesha Davis & Kennedy Todd-Williams vs. Florida (March 8, 2024)
 Attempted 15+ free throws 17, Marquesha Davis vs. Florida (March 8, 2024)
 Attempted 20+ free throws 23, Tia Faleru at Kentucky (Feb. 13, 2014)
 Made 25 straight free throws 47, Crystal Allen, 2018-19 season
 Made 45 straight free throws 47, Crystal Allen, 2018-19 season
 Made 5+ three-pointers 5, Snudda Collins, vs. Mississippi State (Jan. 26, 2023)
 Made 8+ three-pointers 9, Crystal Allen vs. North Florida (Dec. 28, 2018)
 Made 10+ three-pointers 10, Torri Lewis vs. New Orleans (Dec. 14, 2015)
 Attempted 10+ three-pointers 11, Snudda Collins vs. Mississippi State (Jan. 26, 2023)
 Attempted 15+ three-pointers 16, Crystal Allen at Vanderbilt (Jan. 24, 2019)
 Had 10+ offensive rebounds 11, Tia Faleru vs. Southern (Nov. 20, 2014)
 Had 10+ defensive rebounds 11, Madison Scott vs. Arkansas (March 3, 2024)
 Had 20+ points and 20+ rebounds Armintie Price, 22 points & 20 rebounds at Miss. State (Jan. 26, 2006)
 Had a double-double in two straight games Madison Scott vs. Arkansas (March 3, 2024), vs. Florida (March 8, 2024)
 Had a double-double in three straight games Madison Scott vs. Jacksonville, (Dec. 14, 2022), vs. McNeese State (Dec. 17, 2022), at Temple (Dec. 21, 2022)
 Had a double-double in four straight games Shakira Austin vs. #5 Texas A&M (Feb. 21, 2021), at #18 Arkansas (Feb. 19, 2021)
 at Alabama (Feb. 11, 2021), and vs. #14 Kentucky (Feb. 4, 2021)
 Had a double-double in five straight games Shakira Austin vs. #5 Texas A&M (Feb. 21, 2021), at #18 Arkansas (Feb. 19, 2021)
 at Alabama (Feb. 11, 2021), vs. #14 Kentucky (Feb. 4, 2021), and at LSU (Jan. 31, 2021)
 Had a double-double in seven straight games Armintie Price, Jan. 14-Feb. 8, 2007
 Had 10+ double-doubles in a season 11, Madison Scott 2022-23 Season
 Shot 100% from the floor (min. 5) Madison Scott (8-of-8) at Cincinnati (Dec. 5, 2021)
 Played 40 minutes Multiple Players vs. Mississippi State (Feb. 18, 2024)
 Played more than 40 minutes Multiple players vs. Mississippi State (Feb. 18, 2024)
 Fouled out Snudda Collins at Florida (Feb. 15, 2024)

AN OLE MISS OPPONENT...

Scored 100+ points 108, (Feb. 16, 2020 vs. #23 Arkansas)
 Scored 100+ points in Oxford 108, (Feb. 16, 2020 vs. #23 Arkansas)
 Made 40+ field goals 42, (Jan. 16, 2003 at Georgia)
 Made 10+ three-pointers 11, (Feb. 20, 2020 vs. #14 Kentucky)
 Had 50+ rebounds 50, (Feb. 7, 2022 vs. #14 LSU)
 Had 60+ rebounds 62, (Jan. 10, 2016 vs. Florida)
 Had 20+ rebounding margin 23, (Jan. 30, 2020, vs. #1 South Carolina)
 Had 25+ rebounding margin 33, (Jan. 9, 2020 vs. #23 Tennessee)
 Attempted 35+ free throws 36 (Nov. 29, 2023 vs. #22 Louisville)
 Made 30+ free throws 42, (Feb. 4, 2024 at #1 South Carolina)
 Had 25+ turnovers 26 (Feb. 15, 2024 at Florida)
 Had 20+ steals 22, (Jan. 29, 2015 at LSU)
 Had 30+ assists 33, (Jan. 16, 2003 at Georgia)
 Scored 50 points or less 43 (March 3, 2024 vs. Arkansas)
 Scored 40 points or less 37 (Dec. 30, 2023 vs. Alcorn State)

AN OLE MISS OPPONENT'S PLAYER...

Scored 20+ points 21, Angel Reese & Flau'aje Johnson vs. LSU (March 9, 2024)
 Scored 30+ points 30, Jewel Spear vs. Tennessee (Jan. 28, 2024)
 Scored 40+ points 43, Nina Davis (Dec. 7, 2014 vs Baylor)
 Attempted 15+ field goals 23, Liza Karlen vs. #10 Marquette (March 23, 2024)
 Attempted 25+ field goals 25, Leilani Corraera vs. Florida (Jan. 25, 2024)
 Made 10+ field goals 13, Javyn Nicholson vs. Georgia (Feb. 22, 2024)
 Made 8+ three-pointers 8, Chelsie Wiley (Dec. 20, 2008 at UCF)
 Made 10+ free throws 10, Aliyah Matharu vs. Florida (March 8, 2024)
 Had 15+ rebounds 17, Angel Reese vs. LSU (March 9, 2024)
 Had 20+ rebounds 20, Angel Reese at #5 LSU (Feb. 16, 2023)
 Had 10+ assists 10, Khayla Pointer vs. #14 LSU (Feb. 7, 2022)
 Had 8+ steals 8, Maurita Reid (Dec. 15, 2007 at Miami)
 Had 5+ blocks 5, Breyia Cunningham vs. Arizona (Nov. 19, 2023)
 Had a double-double Liza Karlen, 19 points & 14 rebounds vs. #10 Marquette (March 23, 2024)
 Had a triple-double Khayla Pointer, 16 points, 11 rebounds, 11 assists (Feb. 7, 2022, vs. #14 LSU)

GAME HIGHS/LOWS

OLE MISS SEASON HIGHS

Category	Stat	Game
Points	91	vs. Queens (11-06-23)
Field Goals Made	34	3x, last vs. Arkansas (03-03-24)
Field Goal Attempts	72	at Kentucky (02-29-24)
Field Goal Percentage	.518 (29-56)	vs. Temple (11-15-23)
3 Pt Field Goals Made	6	3x, last at Southern Miss (12-02-23)
3 Pt Fg Attempts	22	vs. Howard (11-18-23)
3 Pt Fg Percentage	.462 (6-13)	vs. Temple (11-15-23)
Free Throws Made	27	vs. Florida (03-08-24)
Free Throw Attempts	38	vs. Florida (03-08-24)
Free Throw Percentage	.833 (10-12)	3x, last vs. Arkansas (03-03-24)
Rebounds	58	vs. Arkansas (03-03-24)
Assists	24	vs. Queens (11-06-23)
Steals	17	vs. Alcorn State (12-30-23)
Blocked Shots	14	vs. Mississippi Valley State (12-12-23)
Turnovers	25	at Florida (02-15-24)
Fouls	31	at #1 South Carolina (02-04-24)

OLE MISS SEASON LOWS

Category	Stat	Game
Points	53	vs. Texas A&M (02-08-24)
Field Goals Made	18	2x, last at Alabama (01-04-24)
Field Goal Attempts	47	vs. Alcorn State (12-30-23)
Field Goal Percentage	.310 (18-58)	at Alabama (01-04-24)
3 Pt Field Goals Made	0	2x, last at Florida (02-15-24)
3 Pt Fg Attempts	4	vs. Auburn (01-12-24)
3 Pt Fg Percentage	.000 (0-7)	2x, last at Florida (02-15-24)
Free Throws Made	4	at Georgia (01-21-24)
Free Throw Attempts	7	at Kentucky (02-29-24)
Free Throw Percentage	.333 (4-12)	at Georgia (01-21-24)
Rebounds	29	2x, last vs. Texas A&M (02-08-24)
Assists	3	at Vanderbilt (02-01-24)
Steals	3	vs. Howard (11-18-23)
Blocked Shots	2	3x, last vs. #10 Marquette (03-23-24)
Turnovers	6	at Georgia (01-21-24)
Fouls	10	2x, last at South Alabama (12-18-23)

OPPONENT SEASON HIGHS

Category	Stat	Game
Points	85	at #1 South Carolina (02-04-24)
Field Goals Made	31	vs. #7 LSU (01-07-24)
Field Goal Attempts	71	vs. Mississippi State (02-18-24)
Field Goal Percentage	.500 (27-54)	at Mississippi State (01-14-24)
3 Pt Field Goals Made	9	at Florida (02-15-24)
3 Pt Fg Attempts	21	3x, last at Florida (02-15-24)
3 Pt Fg Percentage	.615 (8-13)	vs. #7 LSU (01-07-24)
Free Throws Made	27	at #1 South Carolina (02-04-24)
Free Throw Attempts	42	at #1 South Carolina (02-04-24)
Free Throw Percentage	.900 (9-10)	at Georgia (01-21-24)
Rebounds	46	vs. Oklahoma (11-09-23)
Assists	21	2x, last vs. Texas A&M (02-08-24)
Steals	12	vs. Texas A&M (02-08-24)
Blocked Shots	10	vs. Arizona (11-19-23)
Turnovers	26	at Florida (02-15-24)
Fouls	29	vs. Florida (03-08-24)

OPPONENT SEASON LOWS

Category	Stat	Game
Points	37	vs. Alcorn State (12-30-23)
Field Goals Made	14	vs. Alcorn State (12-30-23)
Field Goal Attempts	41	at Missouri (02-26-24)
Field Goal Percentage	.242 (15-62)	vs. Michigan (11-20-23)
3 Pt Field Goals Made	0	at Missouri (02-26-24)
3 Pt Fg Attempts	7	at Missouri (02-26-24)
3 Pt Fg Percentage	.176 (3-17)	vs. Arizona (11-19-23)
Free Throws Made	3	at South Alabama (12-18-23)
Free Throw Attempts	6	at South Alabama (12-18-23)
Rebounds	24	vs. Alcorn State (12-30-23)
Assists	6	3x, last at Missouri (02-26-24)
Steals	1	at Kentucky (02-29-24)
Blocked Shots	0	3x, last at Florida (02-15-24)
Turnovers	10	at #1 South Carolina (02-04-24)
Fouls	11	at Kentucky (02-29-24)

OLE MISS INDIVIDUAL HIGHS

Category	Stat	Game
Points	33	Marquesha Davis vs. Florida (03-08-24)
Field Goals Made	11	2x, last Marquesha Davis vs. Florida (03-08-24)
Field Goal Att.	22	Marquesha Davis vs. Tennessee (01-28-24)
Fg Pct (Min 5 Made)	.900 (9-10)	2x, last Kharyssa Richardson vs. Tennessee (01-28-24)
3-Point Fg Made	4	2x, last Snudda Collins at Missouri (02-26-24)
3-Point Fg Att.	8	2x, Snudda Collins last vs. Texas A&M (02-08-24)
3-Pt Fg Pct (2 Made)	1.000 (2-2)	2x, last Kharyssa Richardson vs. Tennessee (01-28-24)
Free Throws Made	11	2x, last Kennedy Todd-Williams vs. Florida (03-08-24)
Free Throw Att.	17	Marquesha Davis vs. Florida (03-08-24)
Ft Pct (Min 3 Made)	1.000 (6-6)	7x, last Kennedy Todd-Williams at Missouri (02-26-24)
Rebounds	15	Madison Scott vs. Florida (03-08-24)
Assists	8	4x, last Madison Scott vs. Arkansas (03-03-24)
Steals	4	8x, last Marquesha Davis vs. LSU (03-09-24)
Blocked Shots	8	Rita Igbokwe at UAPB (12-21-23)
Turnovers	7	Madison Scott vs. Auburn (01-12-24)
Fouls	5	Snudda Collins at Florida (02-15-24)

OPPONENT INDIVIDUAL HIGHS

Category	Stat	Game
Points	33	Leilani Correa vs. Florida (01-25-24)
Field Goals Made	13	Javyn Nicholson vs. Georgia (02-22-24)
Field Goal Att.	25	Leilani Correa vs. Florida (01-25-24)
Fg Pct (Min 5 Made)	.733 (11-15)	Jessika Carter at Mississippi State (01-14-24)
3-Point Fg Made	4	4x, last Iyana Moore at Vanderbilt (02-01-24)
3-Point Fg Att.	9	Tyanna Walker vs. Howard (11-18-23)
3-Pt Fg Pct (2 Made)	.750 (3-4)	2x, last Flau'jae Johnson vs. LSU (03-09-24)
Free Throws Made	11	Laila Phelia vs. Michigan (11-20-23)
Free Throw Att.	13	Leilani Correa vs. Florida (01-25-24)
Ft Pct (Min 3 Made)	1.000 (10-10)	last Aliyah Matharu vs. Florida (03-08-24)
Rebounds	17	Angel Reese vs. LSU (03-09-24)
Assists	8	2x, Lauren Park-Lane vs. Mississippi State (02-18-24)
Steals	6	Jeriah Warren at Florida (02-15-24)
Blocked Shots	5	Breya Cunningham vs. Arizona (11-19-23)
Turnovers	7	2x, last Aliyah Matharu at Florida (02-15-24)
Fouls	5	3x, last Jessika Carter & Darrionne Rogers vs. MSU (02-18-24)

POINTS

TEAM	POINTS	OPPONENT	DATE
1. 90	vs. Oklahoma	03-25-07	
2. 89	vs. Maryland	03-20-07	
3. 88	vs. TCU	03-18-07	
4. 86	vs. Florida State	03-18-83	
5. 84	vs. Drake	03-15-86	

INDIVIDUAL

1. 31	Armintie Price vs. Oklahoma	03-25-07
2. 30	Armintie Price vs. Tennessee	03-27-07
30	Jennifer Gillom vs. Southern Miss	03-15-85
30	Jennifer Gillom vs. Georgia	03-23-84
5. 29	Cynthia Autry vs. Houston	03-19-88

MOST POINTS ALLOWED

TEAM	POINTS	OPPONENT	DATE
1. 98	vs. Tennessee	03-27-07	
2. 94	vs. Southwest Missouri State	03-28-92	
94	vs. Long Beach State	03-19-87	
4. 90	vs. Tennessee	03-25-83	
5. 87	vs. Drake	03-16-95	

FEWEST POINTS ALLOWED

TEAM	POINTS	OPPONENT	DATE
1. 48	vs. Gonzaga	03-17-23	
2. 49	vs. Stanford	03-19-23	
3. 51	vs. Utah	03-14-90	
4. 55	vs. Marquette	03-23-24	
55	vs. Auburn	03-20-86	
55	vs. Ohio State	03-13-84	
6. 56	vs. Southern Illinois	03-21-92	

FEWEST POINTS SCORED

TEAM	POINTS	OPPONENT	DATE
1. 51	vs. Auburn	03-25-89	
2. 53	vs. Toledo	03-16-96	
3. 54	vs. Stanford	03-19-23	
4. 55	vs. Long Beach State	03-19-87	
5. 56	vs. Auburn	03-20-86	

WIDEST MARGIN OF VICTORY

TEAM	POINTS	OPPONENT	DATE
1. 23	71-48 vs. Gonzaga	03-17-23	
23	74-51 vs. Utah	03-14-90	
3. 22	83-61 vs. Indiana	03-16-94	
22	77-55 vs. Ohio State	03-18-84	
4. 16	72-56 vs. Southern Illinois	03-21-92	
16	74-58 vs. Old Dominion	03-19-89	

WIDEST MARGIN OF DEFEAT

TEAM	POINTS	OPPONENT	DATE
1. 39	55-94 vs. Long Beach State	03-19-87	
2. 36	62-98 vs. Tennessee	03-27-07	
3. 26	51-77 vs. Auburn	03-25-89	
4. 23	71-94 vs. Missouri State	03-28-92	
5. 20	60-80 vs. Louisiana Tech	03-24-88	

THREE-POINTERS MADE

TEAM	THREE-POINTERS MADE	OPPONENT	DATE
1. 7	vs. Gonzaga	03-17-23	
2. 6	vs. Auburn	03-25-89	
3. 5	vs. Stanford	03-19-23	
5	vs. Oklahoma	03-25-07	
5	vs. Maryland	03-20-07	
5	vs. George Washington	03-20-05	
5	vs. Villanova	03-21-04	
5	vs. Penn State	03-26-92	

INDIVIDUAL

1. 4	Alliesha Easley vs. Maryland	03-20-07
4	Teena Bender vs. Auburn	03-25-89
3. 3	Ayanna Thompson vs. Stanford	03-19-23
3	Snudda Collins vs. Gonzaga	03-17-23
3	Elizabeth Cansdale vs. George Washington	03-20-05
3	Jackie Martin vs. Utah	03-14-90
3	Jackie Martin vs. UNLV	03-17-90
3	Jackie Martin vs. NC State	03-23-89

FREE THROWS MADE

TEAM	FREE THROWS MADE	OPPONENT	DATE
1. 29	vs. Oklahoma	03-25-07	
2. 25	vs. Old Dominion	03-19-89	
3. 24	vs. Maryland	03-20-07	
4. 22	vs. Penn State	03-26-92	
22	vs. Florida State	03-18-83	

INDIVIDUAL

1. 12	Ashley Awkward vs. Oklahoma	03-25-07
2. 11	Armintie Price vs. Tennessee	03-27-07
3. 10	Armintie Price vs. Maryland	03-20-07
10	Jennifer Gillom vs. Southern Miss	03-15-85
5. 9	Eugenia Conner vs. Georgia	03-23-84

REBOUNDS

TEAM	REBOUNDS	OPPONENT	DATE
1. 51	vs. Gonzaga	03-17-23	
2. 49	vs. Southern Miss	03-15-85	
3. 48	vs. Old Dominion	03-19-89	
48	vs. Tennessee	03-25-83	
5. 46	vs. TCU	03-18-07	

INDIVIDUAL

1. 18	Eugenia Conner vs. Tennessee	03-22-85
2. 17	Clara Jackson vs. Stephen F. Austin	03-13-91
3. 15	Eugenia Conner vs. Southern Miss	03-15-85
4. 12	Clara Jackson vs. Louisiana Tech	03-19-94
12	Eugenia Conner vs. Georgia	03-23-84
12	Eugenia Conner vs. Florida State	03-18-83

BLOCKED SHOTS

TEAM	BLOCKED SHOTS	OPPONENT	DATE
1. 7	vs. Drake	03-16-95	
2. 6	vs. Stanford	03-19-23	
6	vs. NC State	03-23-89	
6	vs. Southern Miss	03-15-85	
4. 4	vs. TCU	03-18-07	
4	vs. Old Dominion	03-19-89	
4	vs. Tennessee	03-22-85	
4	vs. Western Kentucky	03-24-85	
4	vs. Tennessee	03-25-83	

INDIVIDUAL

1. 5	Eugenia Conner vs. Southern Miss	03-15-85
2. 4	Susan Byrd vs. Drake	03-16-95
4	Cynthia Autry vs. NC State	03-23-89
4. 3	Shawn Goff vs. Oklahoma	03-25-07
3	Shawn Goff vs. TCU	03-18-07

ASSISTS

TEAM	ASSISTS	OPPONENT	DATE
1. 25	vs. Florida State	03-18-83	
2. 22	vs. Indiana	03-16-94	
3. 20	vs. Maryland	03-20-07	
4. 19	vs. Drake	03-16-95	
19	vs. Southern Miss	03-15-85	

INDIVIDUAL

1. 10	Carletta Brown vs. Villanova	03-21-04
8	Katrechia Craig vs. Drake	03-16-95
8	Dana Fortenberry vs. Florida State	03-18-83
4. 7	Jackie Martin vs. Old Dominion	03-19-89
5. 6	Armintie Price vs. TCU	03-18-07
6	Kim Bullard vs. Houston	03-19-88
6	Myra Williams vs. Drake	03-15-86
6	Alisa Scott vs. Southern Miss	03-15-85

STEALS

TEAM	STEALS	OPPONENT	DATE
1. 18	vs. Florida State	03-18-83	
2. 16	vs. Oklahoma	03-25-07	
3. 15	vs. Maryland	03-20-07	
4. 14	vs. Stanford	03-22-90	
5. 13	vs. Georgia	03-23-84	

INDIVIDUAL

1. 5	Armintie Price vs. Oklahoma	03-25-07
5	Dorianna Johnson vs. Toledo	03-16-96
5	Jackie Martin vs. UNLV	03-17-90
5	Alisa Scott vs. Penn State	03-13-87
5. 4	Marquesha Davis vs. Stanford	03-19-23
4	Ashley Awkward vs. Maryland	03-20-07
4	Jackie Martin vs. Stanford	03-22-90
4	Kimsey O'Neal vs. Houston	03-19-88
4	Cynthia Autry vs. Louisiana Tech	03-24-88
4	Alisa Scott vs. Texas	03-22-86
4	Alisa Scott vs. Georgia	03-23-84
4	Jennifer Gillom vs. Florida State	03-18-83

GAME 1 • QUEENS (W, 91-44)

Queens (NC) - 44		Record: 0-1												
NO. Name	Min	FG	3P	FT	Rebounds	Fouls	TP	AS	TO	ST	Blocks	+	-	
		M.A.	M.A.	M.A.	OR DR TOT	PF	PP	FD			BS	BA		
0 Jordyn Weaver	F 17:12	2-2	0-0	0-0	1 1 2	2 2 4	0	2	1	0	0	0	+13	
21 Kinley Brown	F 17:00	2-5	0-1	0-0	0 0 0	5 0 0	4	2	4	1	0	0	-22	
3 Autumn Westmoreland	G 28:09	1-4	0-1	0-0	1 2 3	2 1 2	0	1	1	0	0	0	-9	
2 Alexandra Johnson	G 21:42	3-10	1-2	4-4	0 1 1	3 2 11	0	5	0	0	0	0	-33	
3 Nicole Gwynn	G 24:57	4-14	1-4	2-3	1 5 6	1 4 11	0	1	0	0	0	0	-19	
1 Adia Brisker	20:54	2-8	0-1	1-4	0 6 6	2 2 5	1	1	1	0	0	0	-27	
15 Hawa Balde-Camara	11:35	0-1	0-0	0-0	0 1 1	4 1 0	1	0	0	0	0	0	-7	
20 Amari Davis	20:57	0-4	0-0	0-0	0 1 1	3 0 0	0	0	0	0	0	0	-26	
4 Kaitlyn Adams	02:08	0-0	0-0	0-0	0 0 0	1 0 0	0	0	2	0	0	0	-9	
5 Tamekia Shaw	14:48	1-3	0-1	0-2	0 1 2	3 0 3	1	6	0	0	0	0	-21	
24 Tiziana Hucil	04:23	0-0	0-0	0-0	0 0 0	1 0 0	0	0	0	0	0	0	-12	
12 Kennedy Fuller	16:16	2-4	1-1	0-0	0 1 1	0 0 0	1	0	0	0	0	0	-17	
Team					1 5 6	0	0	0	0	0	0	0		
Totals		17-55	3-11	7-13	4 24 28	26 15	44	6	22	5	0	4	-47	

Ole Miss - 91		Record: 1-0												
NO. Name	Min	FG	3P	FT	Rebounds	Fouls	TP	AS	TO	ST	Blocks	+	-	
		M.A.	M.A.	M.A.	OR DR TOT	PF	PP	FD			BS	BA		
2 Marquesha Davis	F 16:51	4-9	2-2	1-2	1 2 3	0 3 9	3	1	1	1	0	0	18	
22 Tyia Singleton	F 13:29	1-3	0-1	3-3	1 7 8	3 2 5	3	1	1	2	0	0	22	
24 Madison Scott	F 20:44	7-10	0-1	1-3	5 5 10	1 3 15	3	0	2	0	0	0	40	
1 Kirsten Deans	G 15:54	2-4	2-4	0-2	0 3 3	1 1 6	6	2	2	0	0	0	21	
3 Kennedy Todd-Williams	G 21:22	4-11	0-1	2-4	4 7 2	3 0 10	2	2	1	0	0	0	29	
5 Snudda Collins	19:49	6-10	2-4	3-4	0 1 1	1 3 17	1	0	0	0	0	0	18	
12 Marija Aviljas	12:31	0-0	0-0	4-8	1 2 3	2 4 4	0	1	0	0	0	0	7	
20 Anyanna Thompson	17:03	2-3	1-1	0-0	0 0 0	2 0 5	2	0	0	0	0	0	10	
32 Rita Igboke	13:46	2-4	0-0	2-5	2 1 3	1 3 6	0	2	0	0	0	0	10	
23 Elauna Eaton	09:50	0-4	0-4	0-0	0 1 1	0 1 0	0	0	0	0	0	0	10	
33 Kharissa Richardson	14:60	3-4	0-0	0-2	0 3 3	1 2 6	0	1	1	0	0	0	18	
13 Mariyah Noel	10:27	1-2	0-1	0-0	0 2 2	0 2 0	1	0	1	0	0	0	18	
21 Zakiya Stephenson	13:19	2-4	1-1	1-2	0 2 2	1 1 6	5	1	2	0	0	0	20	
Team					5 4 9	0	0	0	0	0	0	0		
Totals		34-68	6-20	17-36	19 36 55	15 26	91	24	12	11	4	0	47	

QUEENS		MISS	
Biggest lead	3 (1 st 9:32)	Points from Turnovers	12 28
Best Scoring Run	8 (2 nd 2:58)	Paint	10 14 50
Lead Changes	1	Second Chance	2 20
Times Tied	1	Fast Breaks	0 15
Time with Lead	01:58	Bench	12 46



GAME 2 • OKLAHOMA (L, 80-70)

Oklahoma - 80		Record: 2-0												
NO. Name	Min	FG	3P	FT	Rebounds	Fouls	TP	AS	TO	ST	Blocks	+	-	
		M.A.	M.A.	M.A.	OR DR TOT	PF	PP	FD			BS	BA		
32 Sahara Williams	F 30:46	5-11	0-0	3-3	0 10 10	1 3 13	4	1	0	0	1	6	1	
1 Newash Tol	G 29:23	0-5	0-3	2-2	0 4 4	0 1 2	4	3	2	0	0	1	8	
12 Payton Verhust	G 22:44	2-7	0-2	2-2	1 3 4	4 2 6	5	1	1	0	0	0	8	
15 Lexy Keys	G 28:39	4-10	1-5	2-2	3 0 3	2 1 11	2	1	1	1	1	1	26	
24 Skyler Vann	G 26:01	9-18	2-5	4-5	2 2 4	3 3 5	24	3	4	1	0	1	17	
25 Landry Allen	05:58	0-1	0-0	0-0	0 3 3	1 1 0	0	2	0	1	1	0	-8	
20 Aubrey Joens	14:59	3-5	1-3	2-2	2 4 6	1 2 9	0	0	0	0	0	0	0	
2 Reyna Scott	12:24	2-3	0-0	2-3	0 1 1	3 4 6	1	2	1	0	0	0	-3	
4 Kennedy Tucker	11:60	0-0	0-0	1-2	0 0 0	2 2 1	2	4	0	0	0	0	-13	
5 Kiersten Johnson	04:44	0-1	0-0	0-0	0 0 0	0 0 0	0	0	0	0	0	0	-13	
0 Beatrice Culliton	13:22	3-3	0-0	2-2	2 2 4	3 2 8	0	0	0	0	0	0	13	
Team					5 2 7	0	0	0	0	0	0	0		
Totals		28-64	4-18	20-23	15 31 46	20 24	80	21	19	7	2	7	10	

Ole Miss - 70		Record: 1-1												
NO. Name	Min	FG	3P	FT	Rebounds	Fouls	TP	AS	TO	ST	Blocks	+	-	
		M.A.	M.A.	M.A.	OR DR TOT	PF	PP	FD			BS	BA		
2 Marquesha Davis	F 24:44	5-11	0-1	1-2	1 1 2	2 1 11	1	1	2	1	0	0	-15	
22 Tyia Singleton	F 14:06	0-1	0-1	0-0	1 0 1	4 1 0	1	0	2	1	0	0	-7	
24 Madison Scott	F 30:45	2-9	0-0	3-4	3 5 8	4 4 7	2	1	0	0	0	0	-10	
1 Kirsten Deans	G 22:24	3-11	2-7	4-4	2 4 6	2 2 12	5	3	1	1	0	0	-3	
3 Kennedy Todd-Williams	G 29:40	4-13	2-5	3-4	3 2 5	3 13	0	1	1	2	0	0	-2	
33 Kharissa Richardson	23:44	4-9	1-1	1-4	3 4 7	3 3 10	1	2	1	2	1	0	-4	
5 Snudda Collins	26:50	4-14	0-6	7-9	0 2 2	3 5 15	1	4	1	0	0	0	-7	
12 Marija Aviljas	03:50	0-0	0-0	0-0	0 0 0	0 0 0	0	0	0	0	0	0	0	
20 Anyanna Thompson	07:05	1-2	0-0	0-0	1 0 1	1 2 2	0	0	0	0	0	0	0	
32 Rita Igboke	01:58	0-0	0-0	0-2	1 0 1	0 0 0	0	0	0	0	0	0	-4	
21 Zakiya Stephenson	03:09	0-1	0-0	0-0	0 0 0	0 0 0	0	0	0	0	0	0	-4	
23 Elauna Eaton	01:49	0-0	0-0	0-0	1 0 1	0 0 0	0	0	0	0	0	0	-2	
Team					6 5 11	0	0	0	0	0	0	0		
Totals		23-71	5-21	19-29	22 23 45	24 20	70	10	14	8	1	2	10	

OU		OM	
Biggest lead	14 (4 th 1:43)	Points from Turnovers	14 15
Best Scoring Run	10 (4 th 9:32)	Paint	42 26
Lead Changes	7	Second Chance	12 12
Times Tied	13	Fast Breaks	10 12
Time with Lead	22:52	Bench	24 27



GAME 3 • TEMPLE (W, 80-63)

Temple - 63		Record: 2-2												
NO. Name	Min	FG	3P	FT	Rebounds	Fouls	TP	AS	TO	ST	Blocks	+	-	
		M.A.	M.A.	M.A.	OR DR TOT	PF	PP	FD			BS	BA		
14 Ines Piper	F 09:22	1-2	0-0	0-0	1 1 2	3 0 9	2	0	0	0	0	0	-5	
21 Rayne Tucker	F 34:07	1-6	1-2	0-0	1 7 8	4 2 3	2	1	2	2	2	0	-1	
2 Alash Nelson	G 28:12	2-3	1-3	0-0	1 1 2	0 1 1	5	4	6	1	0	0	-17	
12 Demi Washington	G 26:24	6-10	1-2	1-1	2 2 4	3 2 14	0	0	0	0	0	0	-11	
55 Tiara East	G 38:06	7-24	1-5	9-9	1 1 2	2 6 24	1	3	0	0	0	0	-17	
22 Tarrionna Gary	22:57	1-8	1-6	0-0	1 0 1	0 1 3	0	0	0	0	0	0	5	
11 Tristen Taylor	14:53	3-4	1-2	0-2	0 0 0	1 3 7	3	0	2	0	0	0	-3	
25 Denise Solis	07:54	0-0	0-0	0-0	0 2 2	0 3 0	0	0	1	0	0	0	-8	
8 Jaleesa Molina	08:51	2-3	0-0	1-2	2 1 3	2 1 5	0	1	1	0	0	0	-1	
11 Kendall Currence	09:15	0-3	0-1	0-0	2 1 3	1 0 0	1	0	1	0	0	0	-9	
Team					4 1 5	0	0	0	0	0	0	0		
Totals		23-68	6-21	11-14	15 17 32	19 16	63	11	12	7	2	6	17	

Ole Miss - 80		Record: 2-1												
NO. Name	Min	FG	3P	FT	Rebounds	Fouls	TP	AS	TO	ST	Blocks	+	-	
		M.A.	M.A.	M.A.	OR DR TOT	PF	PP	FD			BS	BA		
2 Marquesha Davis	F 22:40	6-9	0-0	1-2	1 3 4	1 2 3	1	1	1	1	0	0	13	
33 Kharissa Richardson	F 19:01	4-9	1-1	7-7	1 1 2	0 5 16	1	1	1	1	0	0	18	
1 Kirsten Deans	G 21:03	5-7	3-4	3-3	2 5 7	3 2 16	8	4	3	0	0	0	20	
3 Kennedy Todd-Williams	G 21:53	1-4	0-1	1-2	1 1 3	0 3 3	0	1	1	0	0	0	11	
12 Marija Aviljas	G 15:14	2-4	0-0	0-0	1 1 2	2 1 4	0	0	3	0	0	0	10	
5 Snudda Collins	14:07	3-7	2-3	2-2	1 1 2	2 1 10	2	2	0	0	0	0	8	
13 Mariyah Noel	08:17	0-1	0-1	0-0	0 0 0	0 0 0	0	0	0	0	0	0	-6	
21 Zakiya Stephenson	10:23	0-0	0-0	0-0	0 2 2	2 0 0	5	1	0	0	0			

GAME 9 • at SOUTHERN MISS (L, 61-59)

Table with 15 columns: NO., Name, Min, FG, 3P, FT, Rebounds (OR, DR, TOT), Fouls (PF, FD), TP, AS, TO, ST, Blocks (BS, BA), +/-, Shooting By Period (1st-4th FG%, 3PT%, FT%), GM FG%, 3PT%, FT%

Table with 15 columns: NO., Name, Min, FG, 3P, FT, Rebounds (OR, DR, TOT), Fouls (PF, FD), TP, AS, TO, ST, Blocks (BS, BA), +/-, Shooting By Period (1st-4th FG%, 3PT%, FT%), GM FG%, 3PT%, FT%

Statistical summary table for Game 9: Biggest lead, Best Scoring Run, Lead Changes, Times Tied, Time with Lead, Points from Turnovers, Second Chance, Fast Breaks, Bench, Period by Period Scoring, Total Points.

GAME 10 • MISSISSIPPI VALLEY STATE (W, 84-56)

Table with 15 columns: NO., Name, Min, FG, 3P, FT, Rebounds (OR, DR, TOT), Fouls (PF, FD), TP, AS, TO, ST, Blocks (BS, BA), +/-, Shooting By Period (1st-4th FG%, 3PT%, FT%), GM FG%, 3PT%, FT%

Table with 15 columns: NO., Name, Min, FG, 3P, FT, Rebounds (OR, DR, TOT), Fouls (PF, FD), TP, AS, TO, ST, Blocks (BS, BA), +/-, Shooting By Period (1st-4th FG%, 3PT%, FT%), GM FG%, 3PT%, FT%

Statistical summary table for Game 10: Biggest lead, Best Scoring Run, Lead Changes, Times Tied, Time with Lead, Points from Turnovers, Second Chance, Fast Breaks, Bench, Period by Period Scoring, Total Points.



GAME 11 • at SOUTH ALABAMA (W, 64-41)

Table with 15 columns: NO., Name, Min, FG, 3P, FT, Rebounds (OR, DR, TOT), Fouls (PF, FD), TP, AS, TO, ST, Blocks (BS, BA), +/-, Shooting By Period (1st-4th FG%, 3PT%, FT%), GM FG%, 3PT%, FT%

Table with 15 columns: NO., Name, Min, FG, 3P, FT, Rebounds (OR, DR, TOT), Fouls (PF, FD), TP, AS, TO, ST, Blocks (BS, BA), +/-, Shooting By Period (1st-4th FG%, 3PT%, FT%), GM FG%, 3PT%, FT%

Statistical summary table for Game 11: Biggest lead, Best Scoring Run, Lead Changes, Times Tied, Time with Lead, Points from Turnovers, Second Chance, Fast Breaks, Bench, Period by Period Scoring, Total Points.

GAME 12 • at ARKANSAS-PINE BLUFF (W, 62-47)

Table with 15 columns: NO., Name, Min, FG, 3P, FT, Rebounds (OR, DR, TOT), Fouls (PF, FD), TP, AS, TO, ST, Blocks (BS, BA), +/-, Shooting By Period (1st-4th FG%, 3PT%, FT%), GM FG%, 3PT%, FT%

Table with 15 columns: NO., Name, Min, FG, 3P, FT, Rebounds (OR, DR, TOT), Fouls (PF, FD), TP, AS, TO, ST, Blocks (BS, BA), +/-, Shooting By Period (1st-4th FG%, 3PT%, FT%), GM FG%, 3PT%, FT%

Statistical summary table for Game 12: Biggest lead, Best Scoring Run, Lead Changes, Times Tied, Time with Lead, Points from Turnovers, Second Chance, Fast Breaks, Bench, Period by Period Scoring, Total Points.



GAME 17 • at MISSISSIPPI STATE (L, 69-57)

Table with columns for NO. Name, Min, FG, 3P, FT, Rebounds, Fouls, TP, AS, TO, ST, Blocks, +/-, and Shooting By Period. Includes totals for FG, 3P, FT, Rebounds, Fouls, TP, AS, TO, ST, Blocks, +/-.

Table with columns for NO. Name, Min, FG, 3P, FT, Rebounds, Fouls, TP, AS, TO, ST, Blocks, +/-, and Shooting By Period. Includes totals for FG, 3P, FT, Rebounds, Fouls, TP, AS, TO, ST, Blocks, +/-.

Summary statistics table with columns for Biggest lead, Best Scoring Run, Lead Changes, Times Tied, Time with Lead, Points from Turnovers, Second Chance, Fast Breaks, Bench, and Period by Period Scoring.

GAME 18 • at GEORGIA (W, 69-59)

Table with columns for NO. Name, Min, FG, 3P, FT, Rebounds, Fouls, TP, AS, TO, ST, Blocks, +/-, and Shooting By Period. Includes totals for FG, 3P, FT, Rebounds, Fouls, TP, AS, TO, ST, Blocks, +/-.

Table with columns for NO. Name, Min, FG, 3P, FT, Rebounds, Fouls, TP, AS, TO, ST, Blocks, +/-, and Shooting By Period. Includes totals for FG, 3P, FT, Rebounds, Fouls, TP, AS, TO, ST, Blocks, +/-.

Summary statistics table with columns for Biggest lead, Best Scoring Run, Lead Changes, Times Tied, Time with Lead, Points from Turnovers, Second Chance, Fast Breaks, Bench, and Period by Period Scoring.

GAME 19 • FLORIDA (W, 81-70)

Table with columns for NO. Name, Min, FG, 3P, FT, Rebounds, Fouls, TP, AS, TO, ST, Blocks, +/-, and Shooting By Period. Includes totals for FG, 3P, FT, Rebounds, Fouls, TP, AS, TO, ST, Blocks, +/-.

Table with columns for NO. Name, Min, FG, 3P, FT, Rebounds, Fouls, TP, AS, TO, ST, Blocks, +/-, and Shooting By Period. Includes totals for FG, 3P, FT, Rebounds, Fouls, TP, AS, TO, ST, Blocks, +/-.

Summary statistics table with columns for Biggest lead, Best Scoring Run, Lead Changes, Times Tied, Time with Lead, Points from Turnovers, Second Chance, Fast Breaks, Bench, and Period by Period Scoring.

GAME 20 • TENNESSEE (W, 80-75)

Table with columns for NO. Name, Min, FG, 3P, FT, Rebounds, Fouls, TP, AS, TO, ST, Blocks, +/-, and Shooting By Period. Includes totals for FG, 3P, FT, Rebounds, Fouls, TP, AS, TO, ST, Blocks, +/-.

Table with columns for NO. Name, Min, FG, 3P, FT, Rebounds, Fouls, TP, AS, TO, ST, Blocks, +/-, and Shooting By Period. Includes totals for FG, 3P, FT, Rebounds, Fouls, TP, AS, TO, ST, Blocks, +/-.

Summary statistics table with columns for Biggest lead, Best Scoring Run, Lead Changes, Times Tied, Time with Lead, Points from Turnovers, Second Chance, Fast Breaks, Bench, and Period by Period Scoring.



1^{kk} DEANS

Greensboro, N.C. • Connections Academy • Florida

Graduate Student • Guard • 5-8

NOTES

AT FLORIDA

- Spent one season with the Gators, appearing in 34 games
- Led UF in scoring with 14.1 points per game
- Scored a career-high 30 points against LSU
- Tallied seven games with 20 or more points
- Drained a season-best seven triples against Oklahoma

AT WEST VIRGINIA

- Played three seasons for the Mountaineers
- Two-time All-Big 12 Honorable Mention
- Averaged a team best in points with 14.5 points per game as a junior
- Carried WVU in three-point field goal percentage as a sophomore (41.5%)

HIGH SCHOOL

- Rated as a five-star prospect by ESPN's HoopGurlz
- Ranked as the No. 10 combo guard by the Collegiate Girls Basketball Report

PERSONAL

- Daughter of Kim and Greg Deans
- Has two brothers, Jerrell and Keyon

SEASON GAME-BY-GAME

Opponent	Date	GS	MIN	Total		3-Pointers		Free throws		Rebounds				PF	A	TO	BLK	STL	PTS	AVG	
				FG-FGA	PCT	3FG-3FGA	PCT	FT-FTA	PCT	OFF	DEF	TOT	AVG								
Queens (NC)	11/06/2023	*	15:54	2-4	.500	2-4	.500	0-2	.000	0	3	3	3.0	1	6	2	0	2	6	6.0	
Oklahoma	11/09/2023	*	32:24	3-11	.273	2-7	.286	4-4	1.000	2	4	6	4.5	2	5	3	1	1	12	9.0	
Temple	11/15/2023	*	21:03	5-7	.714	3-4	.750	3-3	1.000	2	5	7	5.3	2	8	4	0	3	16	11.3	
vs Howard	11/18/2023	*	25:41	1-8	.125	1-7	.143	4-5	.800	0	4	4	5.0	3	2	1	0	0	7	10.3	
vs Arizona	11/19/2023	*	25:43	4-9	.444	0-2	.000	5-7	.714	0	2	2	4.4	1	2	1	0	2	13	10.8	
vs Michigan	11/20/2023	*	05:05	1-2	.500	0-0	.000	0-0	.000	0	1	1	3.8	0	0	0	0	2	9.3		
Totals			6	125:50	16-41	.390	8-24	.333	16-21	.762	4	19	23	3.8	9	23	11	1	8	56	9.3

Player Averages

Games Played	Minutes/game	Points/game	FG Pct	3FG Pct	FT Pct	Rebounds/game	Assists/game	Turnovers/game	Assist/Turnover ratio	Steals/game	Blocks/game
6	21.0	9.3	39.0	33.3	76.2	3.8	3.8	1.8	2.1	1.3	0.2

THE DEANS FILE

BIRTHDAY	OCTOBER 27, 2001
MAJOR	INTERCOLLEGIATE ATHLETICS ADMIN

OTHER REBELS TO WEAR #1

Sarah Dumitrescu	2020-21
Bree Glover	2017-18
Lashonda Monk	2022

CAREER HIGHS

Points: 30, 2x, last vs. LSU (02/19/23)
Rebounds: 10 at Ole Miss (02/05/23)
Assists: 10, 2x, last at Wake Forest (03/20/23)
Steals: 7, vs. Saint Francis (PA) (11/16/21)
Blocks: 2, 3x, last at Texas (02/06/21)
Field Goals: 12, at Texas (02/06/21)
Free Throws: 9, at Arkansas (01/05/23)
Three Pointers: 7, vs. Oklahoma (12/21/22)

SEASON HIGHS

Points: 16, vs. Temple (11/15/23)
Rebounds: 7, vs. Temple (11/15/23)
Assists: 8, vs. Temple (11/15/23)
Steals: 3, vs. Temple (11/15/23)
Blocks: --
Field Goals: 5, vs. Temple (11/15/23)
Free Throws: 5, vs. Arizona (11/19/23)
Three Pointers: 3, vs. Temple (11/15/23)

SEASON SUPERLATIVES

Double-Figure Points: 3x, last vs. Arizona (11/19/23)
Double-Figure Rebounds: --
Double-Doubles: --
5+ Rebounds: 2x, vs. Temple (11/15/23)
5+ Assists: 3x, vs. Temple (11/15/23)
Led Team in Points: 1x, vs. Temple (11/15/23)
Led Team in Rebounds: 1x, vs. Temple (11/15/23)
Led Team in Assists: 4x, vs. Howard (11/18/23)

CAREER STATS

SEASON	TEAM	GP-GS	MIN/AVG	Field Goals		3-Point		F-Throws		Rebounds				Scoring						
				FG-FGA	FG%	3FG-3FGA	3FG%	FT-FTA	FT%	OFF	DEF	TOT	AVG	PF-FO	A	TO	BLK	STL	PTS	AVG
2019-20	WVU	29-1	499/17.2	52-156	.333	15-55	.273	37-52	.712	26	54	80	2.8	74-2	46	40	5	23	156	5.4
2020-21	WVU	27-27	929/34.4	126-277	.455	44-106	.415	75-89	.843	19	86	105	3.9	78-1	104	79	4	36	371	13.7
2021-22	WVU	18-18	550/30.6	90-221	.407	27-86	.314	54-60	.900	7	43	50	2.8	54-1	66	48	1	29	261	14.5
2022-23	UF	34-29	1008/29.6	146-382	.382	77-201	.383	109-132	.826	11	123	134	3.9	84-2	126	122	3	62	478	14.1
2023-24	OM	6-6	126/21.0	16-41	.390	8-24	.333	16-21	.762	4	19	23	3.8	9-0	23	11	1	8	56	9.3
TOTAL FOR OM		6-6	126/21.0	16-41	.390	8-24	.333	16-21	.762	4	19	23	3.8	9-0	23	11	1	8	56	9.3
TOTAL		114-81	3112/27.3	430-1077	.399	171-472	.362	291-354	.822	67	325	392	3.4	299-6	365	300	14	158	1322	11.6

3 Kennedy TODD-WILLIAMS

Jacksonville, N.C. • Jacksonville • North Carolina

Senior* • Guard • 6-0



THE TODD-WILLIAMS FILE

BIRTHDAY SEPTEMBER 8, 2001

MAJOR GENERAL BUSINESS

OTHER REBELS TO WEAR #3

Ashley Awkward	2004-05-06-07
Takela Corbitt	1999-2000-2001
A'Queen Hayes	2014-15-16
Donnetta Johnson	2021-22
Valencia McFarland	2011-12-13-14

CAREER HIGHS

Points: 22, 2x, last at Georgia (01/21/24)
Rebounds: 12, vs. App State (11/17/21)
Assists: 9, vs. South Carolina State (12/03/20)
Steals: 5, vs. Clemson (01/02/22)
Blocks: 3, vs. Florida (03/08/24)
Field Goals: 10, at Georgia (01/21/24)
Free Throws: 11, vs. Florida (03/08/24)
Three Pointers: 4, 2x, last vs. Wofford (12/11/22)

SEASON HIGHS

Points: 22, at Georgia (01/21/24)
Rebounds: 11, vs. MSU (02/18/24)
Assists: 8, vs. Florida (01/25/24)
Steals: 4, 2x, last vs. MSU (02/18/24)
Blocks: 3, vs. Florida (03/08/24)
Field Goals: 10, at Georgia (01/21/24)
Free Throws: 11, vs. Florida (03/08/24)
Three Pointers: 2, 4x, last vs. LSU (03/09/24)

SEASON SUPERLATIVES

Double-Figure Points: 20x, last vs. Marquette (03/23/24)
Double-Figure Rebounds: 1x, vs. MSU (02/18/24)
Double-Doubles: 1x, vs. MSU (02/18/24)
5+ Rebounds: 16x, last last vs. Marquette (03/23/24)
5+ Assists: 5x, last vs. Florida (03/08/24)
Led Team in Points: 1x, at Georgia (01/21/24)
Led Team in Rebounds: 4x, last vs. LSU (03/09/24)
Led Team in Assists: 10x, last vs. Florida (03/08/24)

NOTES

AT NORTH CAROLINA

- Played in 89 games for the Tar Heels, making 70 starts
- Earned Second-Team All-ACC accolades as a junior
- Ranked second for UNC in scoring (13.4 ppg) in her third season
- Led Carolina in made three's with 52 in 2022-23
- Notched a career-high 22 points at Pitt this past season
- Averaged double figures as a sophomore, with 10.8 points per game, doubling her scoring average from her freshman season

HIGH SCHOOL

- Ranked as the No. 1 player in the state by Prep Girls Hoops North Carolina
- Named district player of the year and first-team all-state as a senior
- 2020 McDonald's All-American Nominee
- Four-star recruit according to ESPN

PERSONAL

- Daughter of Brenda Williams and Jeff Todd
- Born September 8, 2001

SEASON GAME-BY-GAME

Opponent	Date	GS	MIN	Total		3-Pointers		Free throws		Rebounds				PF	A	TO	BLK	STL	PTS	AVG	
				FG-FGA	PCT	3FG-3FGA	PCT	FT-FTA	PCT	OFF	DEF	TOT	AVG								
Queens (NC)	11/06/2023	*	21:21	4-11	.364	0-1	.000	2-4	.500	4	3	7	7.0	2	2	0	1	10	10.0		
Oklahoma	11/09/2023	*	29:40	4-13	.308	2-5	.400	3-4	.750	3	2	5	6.0	3	0	1	2	13	11.5		
Temple	11/15/2023	*	21:53	1-4	.250	0-1	.000	1-2	.500	2	1	3	5.0	0	0	1	0	3	8.7		
vs Howard	11/18/2023	*	28:35	4-15	.267	0-5	.000	0-0	.000	0	4	4	4.8	2	2	0	1	8	8.5		
vs Arizona	11/19/2023	*	30:25	3-9	.333	0-3	.000	1-1	1.000	1	6	7	5.2	1	1	2	0	2	7	8.2	
vs Michigan	11/20/2023	*	26:44	4-7	.571	0-0	.000	0-0	.000	0	4	4	5.0	2	0	2	0	8	8.2		
Little Rock	11/25/2023	*	22:59	0-5	.000	0-1	.000	2-2	1.000	0	2	2	4.6	2	0	0	0	2	7.3		
Louisville	11/29/2023	*	23:07	1-7	.143	0-2	.000	2-2	1.000	0	2	2	4.3	1	2	3	0	2	4	6.9	
at Southern Miss.	12/02/2023	*	17:56	1-3	.333	1-1	1.000	0-0	.000	0	0	0	3.8	1	0	2	1	0	3	6.4	
Mississippi Val.	12/12/2023	*	22:39	4-11	.364	0-1	.000	2-2	1.000	1	3	4	3.8	1	2	1	0	10	6.8		
at South Alabama	12/18/2023	*	23:52	2-7	.286	1-3	.333	5-6	.833	1	1	2	3.6	0	3	1	0	1	10	7.1	
at Ark.-Pine Bluff	12/21/2023	*	32:12	5-8	.625	0-1	.000	1-2	.500	2	5	7	3.9	4	1	0	0	1	11	7.4	
Alcorn	12/30/2023	*	19:04	1-2	.500	0-1	.000	8-9	.889	2	0	2	3.8	0	2	1	1	4	10	7.6	
at Alabama	01/04/2024	*	28:43	2-7	.286	0-1	.000	6-6	1.000	3	4	7	4.0	3	0	5	0	1	10	7.8	
LSU	01/07/2024	*	21:37	1-7	.143	0-1	.000	2-2	1.000	0	3	3	3.9	3	3	2	0	1	4	7.5	
Auburn	01/11/2024	*	30:02	4-12	.333	0-2	.000	0-0	.000	3	0	3	3.9	0	1	2	0	2	8	7.6	
at Mississippi St.	01/14/2024	*	25:52	2-6	.333	1-3	.333	2-2	1.000	3	1	4	3.9	2	2	2	0	0	7	7.5	
at Georgia	01/21/2024	*	38:26	10-15	.667	2-3	.667	0-0	.000	4	2	6	4.0	1	5	1	0	1	22	8.3	
Florida	01/25/2024	*	32:03	3-9	.333	0-0	.000	5-14	.357	3	6	9	4.3	2	8	2	0	1	11	8.5	
Tennessee	01/28/2024	*	36:55	4-8	.500	0-1	.000	4-4	1.000	1	2	3	4.2	2	7	1	2	2	12	8.7	
at Vanderbilt	02/01/2024	*	38:40	4-12	.333	0-3	.000	2-2	1.000	2	3	5	4.2	2	2	4	2	0	10	8.7	
at South Carolina	02/04/2024	*	31:34	2-6	.333	0-1	.000	5-6	.833	1	3	4	4.2	3	2	5	0	0	9	8.7	
Texas A&M	02/08/2024	*	17:36	2-5	.400	1-1	1.000	1-2	.500	1	2	3	4.2	3	1	1	1	3	6	8.6	
at Florida	02/15/2024	*	40:16	6-14	.429	0-1	.000	6-10	.600	5	4	9	4.4	2	1	1	1	2	18	9.0	
Mississippi St.	02/18/2024	*	41:36	4-13	.308	2-4	.500	6-6	1.000	6	5	11	4.6	2	5	1	2	4	16	9.3	
Georgia	02/22/2024	*	33:08	6-11	.545	1-2	.500	2-3	.667	0	3	3	4.6	0	4	1	2	1	15	9.5	
at Missouri	02/26/2024	*	35:09	3-12	.250	0-4	.000	6-6	1.000	2	3	5	4.6	2	4	0	0	1	12	9.6	
at Kentucky	02/29/2024	*	26:22	5-10	.500	1-2	.500	0-0	.000	3	5	8	4.7	2	4	2	0	1	11	9.6	
Arkansas	03/03/2024	*	26:56	5-9	.556	1-1	1.000	4-4	1.000	2	4	6	4.8	3	2	1	1	1	15	9.8	
vs Florida	03/08/2024	*	29:44	3-8	.375	1-3	.333	11-12	.917	2	3	5	4.8	2	5	3	3	2	18	10.1	
vs LSU	03/09/2024	*	37:12	7-13	.538	2-3	.667	0-0	.000	3	4	7	4.8	5	2	4	0	2	16	10.3	
vs Marquette	03/23/2024	*	35:06	5-13	.385	2-4	.500	3-6	.500	1	6	7	4.9	1	2	0	0	2	15	10.4	
Totals			24	927:24	112-292	.384	18-65	.277	92-119	.773	61	96	157	4.9	59	75	55	20	41	334	10.4

Player Averages

Games Played	Minutes/game	Points/game	FG Pct	3FG Pct	FT Pct	Rebounds/game	Assists/game	Turnovers/game	Assist/Turnover ratio	Steals/game	Blocks/game
32	29.0	10.4	38.4	27.7	77.3	4.9	2.3	1.7	1.4	1.3	0.6

CAREER STATS

SEASON	TEAM	GP-GS	MIN/AVG	Field Goals		3-Point		F-Throws		Rebounds				Scoring						
				FG-FGA	FG%	3FG-3FGA	3FG%	FT-FTA	FT%	OFF	DEF	TOT	AVG	PF-FO	A	TO	BLK	STL	PTS	AVG
2020-21	UNC	24-5	448/18.7	43-120	.358	14-42	.333	39-55	.709	39	77	116	4.8	37-0	42	37	7	15	139	5.8
2021-22	UNC	32-32	961/30.0	128-303	.422	25-90	.278	66-84	.786	60	127	187	5.8	76-0	71	57	14	49	347	10.8
2022-23	UNC	33-33	1057/32.0	158-401	.394	52-161	.323	73-97	.753	53	124	177	5.4	85-2	44	78	10	42	441	13.4
2023-24	OM	32-24	927/29.0	112-292	.384	18-65	.277	92-119	.773	61	96	157	4.9	59-1	75	55	20	41	334	10.4
TOTAL FOR OM		32-24	927/29.0	112-292	.384	18-65	.277	92-119	.773	61	96	157	4.9	59-1	75	55	20	41	334	10.4
TOTAL		121-94	3394/28.0	441-1116	.395	109-358	.304	270-355	.761	213	424	637	5.3	257-3	232	227	51	147	1261	10.4

5

snudda COLLINS

Brookhaven, Miss. • Brookhaven

Senior* • Forward • 6-1

THE COLLINS FILE	
BIRTHDAY	DEC. 19, 2001
MAJOR	PSYCHOLOGY
OTHER REBELS TO WEAR #5	
Crystal Allen	2019
Elizabeth Cansdale	2002-03-04-05
Erika Sisk	2014-15-16-17
Jasmine Trotter	2010-11-12

NOTES

- 2022-23 (JUNIOR)**
- Appeared in all 34 games, starting in 20
 - Led Ole Miss from deep with 97 made shots from beyond the arc
 - Reached double-figures in points, 14 times
 - Tied her career-high three times in three's with five made triples
- 2021-22 (SOPHOMORE)**
- Played in all 32 games, making 18 starts
 - Led the Rebels, draining 44 triples, shooting at a 30.3 percent clip from the field
 - Dropped a season-high 20 points at Auburn, including a career-high tying five three's
- 2020-21 (FRESHMAN)**
- SEC All-Freshman
 - Two-time SEC Freshman of the Week
 - Set the program record for the most points by any
- Rebel in their freshman debut
- Nine games with three or more made three's
- HIGH SCHOOL**
- Three-star rated recruit by ESPN
 - No. 4 ranked recruit in Mississippi
 - No. 29 ranked forward nationally by ESPN
 - 12.0 points, 4.5 rebounds, 2.2 assists, 1.7 steals and 1.3 blocks per game in HS career
 - 18.6 points, 7.4 rebounds, 2.7 assists, 2.0 blocks and 1.7 steals her senior year
 - Led Brookhaven to a 5A state runner-up finish in 2020
 - Two-time Brookhaven Daily Leader All-Area MVP • Named 2020 Clarion Ledger All-State
 - Member of Brookhaven's 1,000-point club
- PERSONAL**
- Full first name is Silentianna
 - Daughter of Kadeesha Ellis Gamble

CAREER HIGHS

Points: 23, vs. McNeese State (11/30/20)
Rebounds: 7, vs. Auburn (01/07/21)
Assists: 4, at Mississippi State (01/01/23)
Steals: 4, vs. Rice (03/28/21)
Blocks: 3, 6x, last vs. Florida (01/25/24)
Field Goals: 8, 2x, last vs. Arkansas (03/03/24)
Free Throws: 7, 2x, last vs. Oklahoma (11/09/23)
Three Pointers: 5, 5x, last vs. Mississippi State (01/26/23)

SEASON HIGHS

Points: 22, vs. Louisville (11/29/23)
Rebounds: 5, at Southern Miss (12/02/23)
Assists: 3, 2x, last vs. Florida (01/25/24)
Steals: 3, vs. Florida (01/25/24)
Blocks: 3, 2x, last vs. Florida (01/25/24)
Field Goals: 8, 2x, last vs. Arkansas (03/03/24)
Free Throws: 7, vs. Oklahoma (11/09/23)
Three Pointers: 4, 2x, last at Missouri (02/26/24)

SEASON GAME-BY-GAME

Opponent	Date	GS	MIN	Total			3-Pointers		Free throws		Rebounds				PF	A	TO	BLK	STL	PTS	AVG
				FG-FGA	PCT	3FG-3FGA	PCT	FT-FTA	PCT	OFF	DEF	TOT	AVG								
Queens (NC)	11/06/2023		19:48	6-10	.600	2-4	.500	3-4	.750	0	1	1	1.0	1	1	0	0	0	17	17.0	
Oklahoma	11/09/2023		26:50	4-14	.286	0-6	.000	7-9	.778	0	2	2	1.5	3	1	4	0	1	15	16.0	
Temple	11/15/2023		14:07	3-7	.429	2-3	.667	2-2	1.000	1	1	2	1.7	2	0	2	0	0	10	14.0	
vs Howard	11/18/2023		20:48	2-9	.222	1-5	.200	0-0	.000	0	4	4	2.3	3	1	1	1	0	5	11.8	
vs Arizona	11/19/2023		20:13	1-7	.143	0-2	.000	0-0	.000	1	3	4	2.6	2	0	2	0	0	2	9.8	
vs Michigan	11/20/2023		25:46	3-10	.300	1-3	.333	2-2	1.000	2	1	3	2.7	1	1	1	1	0	9	9.7	
Little Rock	11/25/2023		25:25	4-7	.571	2-4	.500	1-2	.500	0	4	4	2.9	2	1	2	0	0	11	9.9	
Louisville	11/29/2023	*	35:00	8-13	.615	1-5	.200	5-8	.625	0	2	2	2.8	3	0	2	1	0	22	11.4	
at Southern Miss.	12/02/2023	*	33:12	4-17	.235	1-8	.125	5-7	.714	1	4	5	3.0	2	2	1	1	1	14	11.7	
Mississippi Val.	12/12/2023	*	25:15	6-8	.750	1-2	.500	1-2	.500	0	2	2	2.9	2	2	2	0	1	14	11.9	
at South Alabama	12/18/2023	*	25:38	2-13	.154	2-7	.286	2-2	1.000	1	1	2	2.8	2	0	1	1	0	8	11.5	
at Ark.-Pine Bluff	12/21/2023	*	26:46	3-13	.231	0-3	.000	1-1	1.000	0	3	3	2.8	2	1	2	1	1	7	11.2	
Alcorn	12/30/2023	*	15:57	2-7	.286	2-6	.333	0-0	.000	0	0	0	2.6	1	3	1	0	0	6	10.8	
at Alabama	01/04/2024	*	30:57	1-11	.091	0-1	.000	3-4	.750	0	3	3	2.6	5	0	2	1	1	5	10.4	
LSU	01/07/2024	*	29:07	3-12	.250	1-5	.200	5-5	1.000	0	1	1	2.5	4	0	3	0	2	12	10.5	
Auburn	01/11/2024		18:17	1-6	.167	0-0	.000	0-0	.000	2	1	3	2.6	2	0	0	1	0	2	9.9	
at Mississippi St.	01/14/2024	*	36:43	4-12	.333	0-4	.000	4-4	1.000	0	2	2	2.5	2	2	3	3	1	12	10.1	
at Georgia	01/21/2024	*	33:17	7-14	.500	3-8	.375	0-0	.000	0	0	0	2.4	1	1	2	0	0	17	10.4	
Florida	01/25/2024	*	30:38	2-6	.333	1-4	.250	4-5	.800	0	2	2	2.4	3	3	3	3	3	9	10.4	
Tennessee	01/28/2024	*	27:48	0-7	.000	0-4	.000	2-2	1.000	0	0	0	2.3	4	2	2	0	0	2	10.0	
at Vanderbilt	02/01/2024	*	25:54	3-8	.375	2-3	.667	4-4	1.000	0	0	0	2.1	5	0	0	0	0	12	10.0	
at South Carolina	02/04/2024	*	29:02	1-9	.111	0-2	.000	0-0	.000	0	0	0	2.0	3	0	1	0	2	9.7		
Texas A&M	02/08/2024	*	36:40	4-12	.333	4-8	.500	2-2	1.000	1	1	2	2.0	1	1	1	1	1	14	9.9	
at Florida	02/15/2024	*	28:11	0-7	.000	0-3	.000	2-2	1.000	0	1	1	2.0	5	1	3	1	0	2	9.5	
at Missouri	02/26/2024	*	17:47	5-11	.455	4-7	.571	0-0	.000	0	1	1	2.0	3	1	1	0	0	14	9.7	
at Kentucky	02/29/2024	*	17:14	2-7	.286	1-4	.250	0-0	.000	0	0	0	1.9	2	0	0	0	0	5	9.5	
Arkansas	03/03/2024	*	22:21	8-12	.667	2-5	.400	0-0	.000	0	1	1	1.9	0	2	1	0	2	18	9.9	
vs Florida	03/08/2024	*	23:15	1-6	.167	0-2	.000	0-0	.000	0	0	0	1.8	3	0	0	0	1	2	9.6	
Totals			20	721:58	90-275	.327	33-118	.280	55-67	.821	9	41	50	1.8	69	26	43	16	17	268	9.6

SEASON SUPERLATIVES

Double-Figure Points: 14x, last vs. Arkansas (03/03/24)
Double-Figure Rebounds: --
Double-Doubles: --
5+ Rebounds: 1x, at Southern Miss (12/02/23)
5+ Assists: --
Led Team in Points: 7x, last vs. Arkansas (03/03/24)
Led Team in Rebounds: --
Led Team in Assists: --

Player Averages

Games Played	Minutes/game	Points/game	FG Pct	3FG Pct	FT Pct	Rebounds/game	Assists/game	Turnovers/game	Assist/Turnover ratio	Steals/game	Blocks/game
28	25.8	9.6	32.7	28.0	82.1	1.8	0.9	1.5	0.6	0.6	0.6

CAREER STATS

SEASON TEAM	GP-GS	MIN/AVG	Field Goals		3-Point		F-Throws		Rebounds				Scoring							
			FG-FGA	FG%	3FG-3FGA	3FG%	FT-FTA	FT%	OFF	DEF	TOT	AVG	PF-FO	A	TO	BLK	STL	PTS	AVG	
2020-21	OM	27-15	606/22.4	62-188	.330	43-114	.377	12-20	.600	12	51	63	2.3	58-0	12	19	10	19	179	6.6
2021-22	OM	32-18	715/22.4	64-204	.314	44-145	.303	16-27	.593	8	37	45	1.4	48-0	12	15	12	20	188	5.9
2022-23	OM	34-20	935/27.5	97-301	.322	55-197	.279	54-80	.675	29	46	75	2.2	67-1	27	48	19	17	303	8.9
2023-24	OM	28-20	722/25.8	90-275	.327	33-118	.280	55-67	.821	9	41	50	1.8	69-3	26	43	16	17	268	9.6
TOTAL		121-73	2978/24.6	313-968	.323	175-574	.305	137-194	.706	58	175	233	1.9	242-4	77	125	57	73	938	7.8

j'adore 10 YOUNG

Mauldin, S.C. • Greenville
Freshman • Center • 6-4

NOTES

HIGH SCHOOL

- Standout at Greenville High School, averaging 18.5 points, 13.9 rebounds, 6.7 blocks and 1.7 steals as a junior
- Earned South Carolina All-State accolades in 2021 and 2022
- Ranked as the No. 3 player in South Carolina by Prep Girls Hoops
- Rated as a four-star prospect and the No. 99 player in the country by ESPN's HoopGurlz

PERSONAL

- Born April 9, 2005
- Daughter of Jocelyn Nix and David Young
- Father David played basketball at Clemson

SEASON GAME-BY-GAME

Opponent	Date	GS	MIN	Total		3-Pointers		Free throws		Rebounds				PF	A	TO	BLK	STL	PTS	AVG
				FG-FGA	PCT	3FG-3FGA	PCT	FT-FTA	PCT	OFF	DEF	TOT	AVG							
Alcorn	12/30/2023		07:25	1-2	.500	0-0	.000	0-0	.000	0	1	1	1.0	1	0	1	1	1	2	2.0
LSU	01/07/2024		05:31	0-0	.000	0-0	.000	0-0	.000	0	1	1	1.0	0	0	1	1	2	0	1.0
Auburn	01/11/2024		07:18	1-1	1.000	0-0	.000	0-0	.000	0	2	2	1.3	2	0	2	0	1	2	1.3
at Georgia	01/21/2024		02:19	1-3	.333	0-0	.000	0-0	.000	0	0	0	1.0	0	0	0	0	0	2	1.5
at South Carolina	02/04/2024		04:32	1-2	.500	0-1	.000	0-0	.000	0	0	0	0.8	3	0	0	0	0	2	1.6
Georgia	02/22/2024		09:25	1-2	.500	0-0	.000	3-4	.750	4	0	4	1.3	0	0	0	0	0	5	2.2
at Kentucky	02/29/2024		11:06	1-4	.250	0-0	.000	1-2	.500	1	3	4	1.7	1	0	2	0	0	3	2.3
Totals		0	47:36	6-14	.429	0-1	.000	4-6	.667	5	7	12	1.7	7	0	4	4	4	16	2.3

Player Averages

Games Played	Minutes/game	Points/game	FG Pct	3FG Pct	FT Pct	Rebounds/game	Assists/game	Turnovers/game	Assist/Turnover ratio	Steals/game	Blocks/game
7	6.8	2.3	42.9	0.0	66.7	1.7	0.0	0.6	0.0	0.6	0.6

THE YOUNG FILE

BIRTHDAY	APRIL 9, 2005
MAJOR	GENERAL BUSINESS

OTHER REBELS TO WEAR #10

Carla Bartee	2005-06-07-08
Joy Eichelberger	1987-88
Jeanie Loyd	1978-79
Diara Moore	2012-13-14
Cecilia Muhate	2016-17-18-19
Lucy Noble	1982-83
Regan Seybert	1994-95-96-97
Phyllis Stafford	1988-89
Sherika Wright	2001-02

CAREER HIGHS

Points: 5, vs. Georgia (02/22/24)
 Rebounds: 4, 2x, last at Kentucky (02/29/24)
 Assists: --
 Steals: 2, vs. LSU (01/07/24)
 Blocks: 2, at Kentucky (02/29/24)
 Field Goals: 1, 6x, last at Kentucky (02/29/24)
 Free Throws: 3, vs. Georgia (02/22/24)
 Three Pointers: --

SEASON HIGHS

Points: 5, vs. Georgia (02/22/24)
 Rebounds: 4, 2x, last at Kentucky (02/29/24)
 Assists: --
 Steals: 2, vs. LSU (01/07/24)
 Blocks: 2, at Kentucky (02/29/24)
 Field Goals: 1, 6x, last at Kentucky (02/29/24)
 Free Throws: 3, vs. Georgia (02/22/24)
 Three Pointers: --

SEASON SUPERLATIVES

Double-Figure Points:
 Double-Figure Rebounds:
 Double-Doubles:
 5+ Rebounds:
 5+ Assists:
 Led Team in Points:
 Led Team in Rebounds:
 Led Team in Assists:

CAREER STATS

SEASON	TEAM	GP-GS		Field Goals		3-Point		F-Throws		Rebounds				Scoring								
		MIN	AVG	FG-FGA	FG%	3FG-3FGA	3FG%	FT-FTA	FT%	OFF	DEF	TOT	AVG	PF-FO	A	TO	BLK	STL	PTS	AVG		
2023-24	OM	7-0		48/6.8		6-14	.429	0-1	.000	4-6	.667	5	7	12	1.7	7-0	0	4	4	4	16	2.3
TOTAL		7-0		48/6.8		6-14	.429	0-1	.000	4-6	.667	5	7	12	1.7	7-0	0	4	4	4	16	2.3

12

marija
AVLIJAS

Belgrade, Serbia • Art Basket

Freshman • Guard • 5-11







NOTES

HIGH SCHOOL

- Ranked as the third best player coming out of Europe by WorldWideHoops in the class of 2023
- Participated in multiple Basketball Without Borders events throughout Europe
- Named the MVP at the 2021 FIBA U16 European Challengers, after averaging 25.2 points per game

PERSONAL

- Born January 6, 2005
- Daughter of Milicia Avlijas

SEASON GAME-BY-GAME

Opponent	Date	GS	MIN	Total		3-Pointers		Free throws		Rebounds				PF	A	TO	BLK	STL	PTS	AVG	
				FG-FGA	PCT	3FG-3FGA	PCT	FT-FTA	PCT	OFF	DEF	TOT	AVG								
Queens (NC)	11/06/2023		12:30	0-0	.000	0-0	.000	4-8	.500	1	2	3	3.0	2	0	1	1	0	4	4.0	
Oklahoma	11/09/2023		03:50	0-0	.000	0-0	.000	0-0	.000	0	0	0	1.5	1	0	0	0	1	0	2.0	
Temple	11/15/2023	*	15:14	2-4	.500	0-0	.000	0-0	.000	1	1	2	1.7	2	0	3	0	0	4	2.7	
vs Howard	11/18/2023		04:21	0-0	.000	0-0	.000	0-2	.000	1	0	1	1.5	1	1	1	0	0	0	2.0	
vs Arizona	11/19/2023		01:35	0-0	.000	0-0	.000	0-0	.000	0	0	0	1.2	1	0	1	0	0	0	1.6	
vs Michigan	11/20/2023		27:37	5-10	.500	0-2	.000	1-2	.500	0	1	1	1.2	0	3	2	1	2	11	3.2	
Little Rock	11/25/2023	*	18:08	3-6	.500	0-1	.000	1-1	1.000	2	0	2	1.3	0	0	3	0	1	7	3.7	
Louisville	11/29/2023		05:51	0-0	.000	0-0	.000	0-0	.000	0	0	0	1.1	3	1	2	0	0	0	3.3	
at Southern Miss.	12/02/2023		07:33	0-2	.000	0-1	.000	0-0	.000	0	0	0	1.0	2	0	0	0	0	0	2.9	
Mississippi Val.	12/12/2023		11:26	1-2	.500	0-0	.000	0-2	.000	0	0	0	0.9	0	2	0	0	1	2	2.8	
at South Alabama	12/18/2023		12:58	0-2	.000	0-2	.000	0-0	.000	0	1	1	0.9	1	0	0	0	0	0	2.5	
Alcorn	12/30/2023		12:46	1-1	1.000	0-0	.000	1-3	.333	0	0	0	0.8	0	1	0	0	0	3	2.6	
LSU	01/07/2024		03:10	0-0	.000	0-0	.000	0-0	.000	0	0	0	0.8	0	1	1	0	0	0	2.4	
Auburn	01/11/2024		01:12	0-0	.000	0-0	.000	0-0	.000	0	0	0	0.7	0	0	0	0	0	0	2.2	
at Mississippi St.	01/14/2024		00:51	0-0	.000	0-0	.000	0-0	.000	0	0	0	0.7	1	0	0	0	0	0	2.1	
Florida	01/25/2024		00:40	0-0	.000	0-0	.000	0-0	.000	0	0	0	0.6	0	0	0	0	0	0	1.9	
at Kentucky	02/29/2024		02:59	0-0	.000	0-0	.000	0-0	.000	0	0	0	0.6	1	1	0	0	0	0	1.8	
Totals			2	142:42	12-27	.444	0-6	.000	7-18	.389	5	5	10	0.6	15	10	14	2	5	31	1.8

Player Averages

Games Played	Minutes/game	Points/game	FG Pct	3FG Pct	FT Pct	Rebounds/game	Assists/game	Turnovers/game	Assist/Turnover ratio	Steals/game	Blocks/game
17	8.4	1.8	44.4	0.0	38.9	0.6	0.6	0.8	0.7	0.3	0.1

THE AVLIJAS FILE

BIRTHDAY	JANUARY 6, 2005
MAJOR	FRESHMAN STUDIES

OTHER REBELS TO WEAR #12

Wanda Austin	1978-81
Gail Eaves	1989-92
Gracie Frizzell	2011-15
Barbara Johnson	2018
Erin Newsom	2003
Lindy Noble	1982-83
Kelsey Nutt	2011
Anita Richardson	1986

CAREER HIGHS

Points: 11, vs. Michigan (11/20/23)
 Rebounds: 3, vs. Queens (11/06/23)
 Assists: 3, vs. Michigan (11/20/23)
 Steals: 2, vs. Michigan (11/20/23)
 Blocks: 1, 2x, last vs. Michigan (11/20/23)
 Field Goals: 5, vs. Michigan (11/20/23)
 Free Throws: 4, vs. Queens (11/06/23)
 Three Pointers: --

SEASON HIGHS

Points: 11, vs. Michigan (11/20/23)
 Rebounds: 3, vs. Queens (11/06/23)
 Assists: 3, vs. Michigan (11/20/23)
 Steals: 2, vs. Michigan (11/20/23)
 Blocks: 1, 2x, last vs. Michigan (11/20/23)
 Field Goals: 5, vs. Michigan (11/20/23)
 Free Throws: 4, vs. Queens (11/06/23)
 Three Pointers: --

SEASON SUPERLATIVES

Double-Figure Points: 1x, vs. Michigan (11/20/23)
 Double-Figure Rebounds: --
 Double-Doubles: --
 5+ Rebounds: --
 5+ Assists: --
 Led Team in Points: 1x, vs. Michigan (11/20/23)
 Led Team in Rebounds: --
 Led Team in Assists: 1x, vs. Michigan (11/20/23)

CAREER STATS

SEASON	TEAM	GP-GS	MIN/AVG	Field Goals		3-Point		F-Throws		Rebounds				Scoring						
				FG-FGA	FG%	3FG-3FGA	3FG%	FT-FTA	FT%	OFF	DEF	TOT	AVG	PF-FO	A	TO	BLK	STL	PTS	AVG
2023-24	OM	17-2	143/8.4	12-27	.444	0-6	.000	7-18	.389	5	5	10	0.6	15-0	10	14	2	5	31	1.8
TOTAL		17-2	143/8.4	12-27	.444	0-6	.000	7-18	.389	5	5	10	0.6	15-0	10	14	2	5	31	1.8

13 mariyah
NOEL

Kansas City, Kan. • Bonner Springs

Freshman • Guard • 5-11

NOTES

HIGH SCHOOL

- Three-sport athlete out of Bonner Springs, earning letters in volleyball, basketball and track
- Averaged 23 points, eight rebounds, four assists and two steals per game as a junior
- Two-time Kansas 5A Discus State Champion

PERSONAL

- Born October 6, 2005
- Daughter of Glenda Fay and Noel Brown

THE NOEL FILE

BIRTHDAY	OCTOBER 6, 2005
MAJOR	JOURNALISM

OTHER REBELS TO WEAR #13

Dominique Banks	2020
Heather Bantz	1998-99-00
Renee Chancellor	1988, 1990-91-92
Daney Dees	1976
Dana Fortenberry	1980-81-82-83
Jackie Ivy	1975
Ally Kelly	2002

CAREER HIGHS

Points: 7, vs. Alcorn St. (12/30/23)
 Rebounds: 5, vs. Alcorn St. (12/30/23)
 Assists: 4, vs. Alcorn St. (12/30/23)
 Steals: 2, vs. MVSU (12/12/23)
 Blocks: 2, vs. MVSU (12/12/23)
 Field Goals: 3, vs. Alcorn St. (12/30/23)
 Free Throws: 3, vs. MVSU (12/12/23)
 Three Pointers: 1, 2x, last vs. Alcorn St. (12/30/23)

SEASON HIGHS

Points: 7, vs. Alcorn St. (12/30/23)
 Rebounds: 5, vs. Alcorn St. (12/30/23)
 Assists: 4, vs. Alcorn St. (12/30/23)
 Steals: 2, vs. MVSU (12/12/23)
 Blocks: 2, vs. MVSU (12/12/23)
 Field Goals: 3, vs. Alcorn St. (12/30/23)
 Free Throws: 3, vs. MVSU (12/12/23)
 Three Pointers: 1, 2x, last vs. Alcorn St. (12/30/23)

SEASON SUPERLATIVES

Double-Figure Points: --
 Double-Figure Rebounds: --
 Double-Doubles: --
 5+ Rebounds: 1x, vs. Alcorn St. (12/30/23)
 5+ Assists: --
 Led Team in Points: --
 Led Team in Rebounds: --
 Led Team in Assists: 1x, vs. Alcorn St. (12/30/23)

SEASON GAME-BY-GAME

Opponent	Date	GS	MIN	Total		3-Pointers		Free throws		Rebounds				PF	A	TO	BLK	STL	PTS	AVG
				FG-FGA	PCT	3FG-3FGA	PCT	FT-FTA	PCT	OFF	DEF	TOT	AVG							
Queens (NC)	11/06/2023		10:27	1-2	.500	0-1	.000	0-0	.000	0	2	2	2.0	0	0	0	1	2	2.0	
Temple	11/15/2023		08:17	0-1	.000	0-1	.000	0-0	.000	0	0	0	1.0	0	0	0	0	0	1.0	
Little Rock	11/25/2023		03:20	0-1	.000	0-1	.000	0-0	.000	0	0	0	0.7	0	0	1	0	0	0.7	
Louisville	11/29/2023		01:04	0-0	.000	0-0	.000	0-0	.000	0	0	0	0.5	0	0	0	0	0	0.5	
Mississippi Val.	12/12/2023		13:36	1-3	.333	0-1	.000	3-4	.750	0	1	1	0.6	2	0	1	2	2	5	1.4
at South Alabama	12/18/2023		07:18	1-1	1.000	1-1	1.000	0-0	.000	0	0	0	0.5	0	0	1	0	0	3	1.7
Alcorn	12/30/2023		24:39	3-5	.600	1-1	1.000	0-0	.000	0	5	5	1.1	1	4	1	0	0	7	2.4
at Alabama	01/04/2024		04:49	1-1	1.000	0-0	.000	0-0	.000	0	0	0	1.0	0	0	0	0	0	2	2.4
LSU	01/07/2024		00:06	0-0	.000	0-0	.000	0-0	.000	0	0	0	0.9	0	0	0	0	0	0	2.1
Auburn	01/11/2024		04:17	0-1	.000	0-0	.000	0-0	.000	0	0	0	0.8	1	0	1	0	0	0	1.9
at Mississippi St.	01/14/2024		01:17	0-0	.000	0-0	.000	0-0	.000	0	0	0	0.7	0	0	0	0	0	0	1.7
Florida	01/25/2024		06:31	1-3	.333	0-2	.000	1-1	1.000	0	0	0	0.7	0	0	0	0	0	3	1.8
Tennessee	01/28/2024		03:00	0-1	.000	0-0	.000	0-0	.000	0	0	0	0.6	1	1	0	0	0	0	1.7
at South Carolina	02/04/2024		00:42	0-0	.000	0-0	.000	0-0	.000	0	0	0	0.6	0	0	1	0	0	0	1.6
Georgia	02/22/2024		08:38	2-3	.667	0-0	.000	1-3	.333	2	0	2	0.7	1	1	0	0	0	5	1.8
at Missouri	02/26/2024		20:17	0-2	.000	0-0	.000	0-0	.000	3	1	4	0.9	5	1	1	1	0	0	1.7
at Kentucky	02/29/2024		17:43	2-3	.667	0-0	.000	1-2	.500	1	3	4	1.1	1	1	2	1	1	5	1.9
Arkansas	03/03/2024		11:23	0-2	.000	0-0	.000	0-0	.000	2	1	3	1.2	1	0	2	0	0	0	1.8
vs Florida	03/08/2024		04:06	0-0	.000	0-0	.000	0-0	.000	0	0	0	1.1	1	0	1	0	0	0	1.7
vs LSU	03/09/2024		02:42	0-0	.000	0-0	.000	0-0	.000	0	0	0	1.1	0	1	0	0	0	0	1.6
Totals			0 154:11	12-29	.414	2-8	.250	6-10	.600	8	13	21	1.1	14	9	12	4	4	32	1.6

Player Averages

Games Played	Minutes/game	Points/game	FG Pct	3FG Pct	FT Pct	Rebounds/game	Assists/game	Turnovers/game	Assist/Turnover ratio	Steals/game	Blocks/game
20	7.7	1.6	41.4	25.0	60.0	1.1	0.5	0.6	0.8	0.2	0.2

CAREER STATS

		Field Goals		3-Point		F-Throws		Rebounds				Scoring								
SEASON	TEAM	GP-GS	MIN/AVG	FG-FGA	FG%	3FG-3FGA	3FG%	FT-FTA	FT%	OFF	DEF	TOT	AVG	PF-FO	A	TO	BLK	STL	PTS	AVG
2023-24	OM	20-0	154/7.7	12-29	.414	2-8	.250	6-10	.600	8	13	21	1.1	14-1	9	12	4	4	32	1.6
TOTAL		20-0	154/7.7	12-29	.414	2-8	.250	6-10	.600	8	13	21	1.1	14-1	9	12	4	4	32	1.6

avanna

20 THOMPSON

Desoto, Texas • Desoto

Sophomore • Guard • 6-1



Ole Miss

THE THOMPSON FILE	
BIRTHDAY	JUNE 9, 2004
MAJOR	ART

OTHER REBELS TO WEAR #20	
Ashley Johnson	2003-06
Kayla Melson	2007-10
Madinah Muhammad	2016-18
Glenda Springfield	1976-79
Nikki Williams	1993-94

NOTES

- 2022-23 (FRESHMAN)**

 - Came off the bench for Ole Miss in 30 games
 - Scored a season-high 12 points in the win against Kentucky
 - Snagged a career-high eight rebounds against Alabama A&M
 - Dished out an assist in six games

PERSONAL

 - Born June 9, 2004
 - Daughter of Tamara and Jeff Thompson
 - Nickname is Yanna
 - Sister Ash'a is a guard at Houston

- HIGH SCHOOL**
- Member of the No. 11 ranked team nationally at Desoto in 2021
 - McDonalds All-America honoree
 - Member of the 28-2 team in 2021, winning Desoto's first 6A State Title in program history
 - Ranked as a four-star prospect and the No. 8 Texas by ESPN
 - Named to the TABC All-State team in 2021

SEASON GAME-BY-GAME

Opponent	Date	GS	MIN	Total		3-Pointers		Free throws		Rebounds				PF	A	TO	BLK	STL	PTS	AVG
				FG-FGA	PCT	3FG-3FGA	PCT	FT-FTA	PCT	OFF	DEF	TOT	AVG							
Queens (NC)	11/06/2023		17:03	2-3	.667	1-1	1.000	0-0	.000	0	0	0	0.0	2	2	0	0	0	5	5.0
Oklahoma	11/09/2023		07:00	1-2	.500	0-0	.000	0-0	.000	1	0	1	0.5	2	0	0	0	1	2	3.5
Temple	11/15/2023		03:06	0-0	.000	0-0	.000	0-0	.000	0	0	0	0.3	2	0	0	0	0	2.3	
vs Howard	11/18/2023		04:58	0-0	.000	0-0	.000	0-0	.000	1	0	1	0.5	0	0	0	0	0	1.8	
vs Arizona	11/19/2023		02:20	0-1	.000	0-0	.000	0-0	.000	0	0	0	0.4	0	0	0	0	0	1.4	
vs Michigan	11/20/2023		09:38	1-4	.250	0-0	.000	0-0	.000	0	0	0	0.3	1	0	2	0	0	2	1.5
Little Rock	11/25/2023		11:03	1-2	.500	0-0	.000	0-0	.000	0	0	0	0.3	0	0	0	0	0	2	1.6
Louisville	11/29/2023		02:42	0-1	.000	0-1	.000	0-0	.000	0	0	0	0.3	0	0	0	0	0	1.4	
at Southern Miss.	12/02/2023		01:13	0-0	.000	0-0	.000	0-0	.000	0	0	0	0.2	0	0	0	0	0	1.2	
Mississippi Val.	12/12/2023	*	11:55	0-3	.000	0-1	.000	0-0	.000	0	3	3	0.5	1	1	1	0	0	1.1	
at South Alabama	12/18/2023		12:53	0-0	.000	0-0	.000	3-4	.750	1	2	3	0.7	0	1	1	0	2	3	1.3
at Ark.-Pine Bluff	12/21/2023		05:21	0-0	.000	0-0	.000	0-0	.000	0	1	1	0.8	0	0	0	0	1	0	1.2
Alcorn	12/30/2023		09:50	0-1	.000	0-1	.000	0-0	.000	1	1	2	0.8	0	0	0	0	1	0	1.1
at Alabama	01/04/2024		01:25	0-0	.000	0-0	.000	0-0	.000	0	0	0	0.8	0	0	0	0	0	1.0	
Auburn	01/11/2024		07:17	1-2	.500	1-1	1.000	0-0	.000	0	1	1	0.8	0	0	0	0	0	3	1.1
at Georgia	01/21/2024		13:46	0-2	.000	0-0	.000	0-0	.000	0	2	2	0.9	2	1	0	0	1	0	1.1
Florida	01/25/2024		11:50	0-2	.000	0-0	.000	0-0	.000	0	1	1	0.9	2	1	0	1	0	1.0	
at South Carolina	02/04/2024		08:28	1-2	.500	0-0	.000	0-0	.000	0	0	0	0.8	1	0	0	0	0	2	1.1
Texas A&M	02/08/2024		12:24	0-1	.000	0-0	.000	0-0	.000	0	0	0	0.8	1	0	2	1	1	0	1.0
at Florida	02/15/2024		15:08	0-2	.000	0-0	.000	0-0	.000	1	1	2	0.9	1	0	0	0	0	1	1.0
Mississippi St.	02/18/2024		09:01	0-3	.000	0-2	.000	0-0	.000	0	0	0	0.8	2	0	2	0	0	0	0.9
Georgia	02/22/2024		07:07	0-3	.000	0-1	.000	0-0	.000	0	0	0	0.8	2	0	1	0	0	0	0.9
at Missouri	02/26/2024		02:26	0-0	.000	0-0	.000	0-0	.000	0	0	0	0.7	0	0	1	0	0	0	0.8
at Kentucky	02/29/2024		03:42	0-1	.000	0-0	.000	2-2	1.000	0	0	0	0.7	0	0	0	0	0	2	0.9
Arkansas	03/03/2024		01:07	0-0	.000	0-0	.000	0-0	.000	0	0	0	0.7	0	0	1	0	0	0	0.8
vs Florida	03/08/2024		03:10	1-1	1.000	1-1	1.000	0-0	.000	0	0	0	0.7	0	0	0	0	0	3	0.9
vs LSU	03/09/2024		11:26	0-2	.000	0-2	.000	0-0	.000	0	0	0	0.6	2	1	0	0	1	0	0.9
vs Marquette	03/23/2024		23:01	1-4	.250	0-1	.000	0-0	.000	0	0	0	0.6	3	1	2	0	3	2	0.9
Totals			1 230:21	9-42	.214	3-12	.250	5-6	.833	5	12	17	0.6	24	8	13	2	11	26	0.9

Player Averages

Games Played	Minutes/game	Points/game	FG Pct	3FG Pct	FT Pct	Rebounds/game	Assists/game	Turnovers/game	Assist/Turnover ratio	Steals/game	Blocks/game
28	8.2	0.9	21.4	25.0	83.3	0.6	0.3	0.5	0.6	0.4	0.1

CAREER HIGHS

- Points: 12, vs Kentucky (02/13/23)
- Rebounds: 8, vs Alabama A&M (11/29/22)
- Assists: 2, vs. Queens (11/06/23)
- Steals: 3, vs. Marquette (03/23/24)
- Blocks: 2, at Stanford (03/19/23)
- Field Goals: 4, 3x, last vs Kentucky (02/13/23)
- Free Throws: 3, 3x, last at South Alabama (12/18/23)
- Three Pointers: 3, at Stanford (03/19/23)

SEASON HIGHS

- Points: 5, vs. Queens (11/06/23)
- Rebounds: 3, 2x, last at South Alabama (12/18/23)
- Assists: 2, vs. Queens (11/06/23)
- Steals: 3, vs. Marquette (03/23/24)
- Blocks: 1, 2x, last vs. Texas A&M (02/09/24)
- Field Goals: 2, vs. Queens (11/06/23)
- Free Throws: 3, at South Alabama (12/18/23)
- Three Pointers: 1, 2x, last vs. Auburn (01/11/24)

SEASON SUPERLATIVES

- Double-Figure Points: --
- Double-Figure Rebounds: --
- Double-Doubles: --
- 5+ Rebounds: --
- 5+ Assists: --
- Led Team in Points: --
- Led Team in Rebounds: --
- Led Team in Assists: --

CAREER STATS

SEASON	TEAM	GP-GS	MIN/AVG	Field Goals		3-Point		F-Throws		Rebounds				Scoring						
				FG-FGA	FG%	3FG-3FGA	3FG%	FT-FTA	FT%	OFF	DEF	TOT	AVG	PF-FO	A	TO	BLK	STL	PTS	AVG
2022-23	OM	30-0	374/12.5	35-91	.385	15-46	.326	9-11	.818	25	25	50	1.7	54-0	10	27	2	2	94	3.1
2023-24	OM	28-1	230/8.2	9-42	.214	3-12	.250	5-6	.833	5	12	17	0.6	24-0	8	13	2	11	26	0.9
TOTAL		58-1	605/10.4	44-133	.331	18-58	.310	14-17	.824	30	37	67	1.2	78-0	18	40	4	13	120	2.1



21 zakiya STEPHENSON
 Virginia Beach, Virginia • Princess Anne
 Freshman • Guard • 5-4



Ole Miss

THE STEPHENSON FILE

BIRTHDAY	APRIL 6, 2005
MAJOR	MECHANICAL ENGINEERING

OTHER REBELS TO WEAR #21

LaTeasha Johnson	1988-89-90-91
Shequila Joseph	2013-14
Karen King	1974
Kayla Holloway	2009-10
Kayla Madewell	2000-01-02
Martia McWhorter	1992-93-94
Tangie Miller	1985

CAREER HIGHS

Points: 6, 3x, last at Kentucky (02/29/24)
 Rebounds: 6, vs. Arkansas (03/03/24)
 Assists: 6, vs. Louisville (11/29/23)
 Steals: 4, vs. Florida (01/25/24)
 Blocks: 2, vs. Arkansas (03/03/24)
 Field Goals: 3, at Kentucky (02/29/24)
 Free Throws: 4, 2x, last at Missouri (02/26/24)
 Three Pointers: 1, 6x, last vs. LSU (03/09/24)

SEASON HIGHS

Points: 6, 3x, last at Kentucky (02/29/24)
 Rebounds: 6, vs. Arkansas (03/03/24)
 Assists: 6, vs. Louisville (11/29/23)
 Steals: 4, vs. Florida (01/25/24)
 Blocks: 2, vs. Arkansas (03/03/24)
 Field Goals: 3, at Kentucky (02/29/24)
 Free Throws: 4, 2x, last at Missouri (02/26/24)
 Three Pointers: 1, 6x, last vs. LSU (03/09/24)

SEASON SUPERLATIVES

Double-Figure Points: --
 Double-Figure Rebounds: --
 Double-Doubles: --
 5+ Rebounds: 1x, vs. Arkansas (03/03/24)
 5+ Assists: 5x, last vs. MSU (02/18/24)
 Led Team in Points: --
 Led Team in Rebounds: --
 Led Team in Assists: 3x, last vs. MSU (02/18/24)

NOTES

HIGH SCHOOL

- Led Princess Anne to back-to-back 5A Virginia State Championships in 2021 and 2022
- Averaged 16.8 points, 7.3 steals, 6.8 assists and 5.1 rebounds per game as a junior
- Ranked as the No. 29 player in Virginia by MaxPreps
- Rated as a four-star prospect and the No. 88 player in the nation by ESPN's HoopGurlz

PERSONAL

- Born April 6, 2005
- Daughter of Shemieka Sutton and James Stephenson
- Sister Kishona Sutton played basketball at Virginia Union
- Has one brother Quinton

SEASON GAME-BY-GAME

Opponent	Date	GS	MIN	Total		3-Pointers		Free throws		Rebounds				PF	A	TO	BLK	STL	PTS	AVG	
				FG-FGA	PCT	3FG-3FGA	PCT	FT-FTA	PCT	OFF	DEF	TOT	AVG								
Queens (NC)	11/06/2023		13:19	2-4	.500	1-1	1.000	1-2	.500	0	2	2	2.0	1	5	1	0	2	6	6.0	
Oklahoma	11/09/2023		03:09	0-1	.000	0-0	.000	0-0	.000	0	0	0	1.0	0	0	0	0	0	0	3.0	
Temple	11/15/2023		10:23	0-0	.000	0-0	.000	0-0	.000	0	2	2	1.3	2	5	1	0	0	0	2.0	
vs Howard	11/18/2023		05:31	0-0	.000	0-0	.000	0-0	.000	1	0	1	1.3	4	0	2	0	0	0	1.5	
vs Michigan	11/20/2023		06:40	1-2	.500	0-1	.000	0-0	.000	0	0	0	1.0	1	0	1	0	0	2	1.6	
Little Rock	11/25/2023		10:38	0-2	.000	0-0	.000	4-4	1.000	0	3	3	1.3	0	4	0	0	0	4	2.0	
Louisville	11/29/2023		21:27	2-6	.333	0-1	.000	0-0	.000	0	1	1	1.3	5	6	4	0	3	4	2.3	
at Southern Miss.	12/02/2023	*	25:49	1-2	.500	0-1	.000	2-2	1.000	2	1	3	1.5	4	3	1	0	1	4	2.5	
Mississippi Val.	12/12/2023	*	19:37	2-3	.667	0-0	.000	0-0	.000	0	3	3	1.7	0	3	2	1	1	4	2.7	
at South Alabama	12/18/2023		03:54	0-1	.000	0-0	.000	0-0	.000	0	1	1	1.6	1	0	0	0	0	0	2.4	
at Ark.-Pine Bluff	12/21/2023		03:29	0-1	.000	0-0	.000	0-0	.000	0	0	0	1.5	0	0	0	0	1	0	2.2	
Alcorn	12/30/2023		04:29	0-0	.000	0-0	.000	0-0	.000	0	2	2	1.5	3	0	3	0	1	0	2.0	
LSU	01/07/2024		04:17	1-1	1.000	1-1	1.000	0-0	.000	0	0	0	1.4	1	0	0	0	0	3	2.1	
Auburn	01/11/2024		02:56	1-2	.500	0-0	.000	0-0	.000	0	0	0	1.3	1	0	1	0	0	2	2.1	
at Mississippi St.	01/14/2024		03:59	1-2	.500	0-0	.000	0-0	.000	0	1	1	1.3	0	1	1	0	1	2	2.1	
Florida	01/25/2024		12:48	2-3	.667	1-1	1.000	0-0	.000	1	1	2	1.3	0	1	2	0	4	5	2.3	
Tennessee	01/28/2024		02:12	0-1	.000	0-0	.000	0-0	.000	0	0	0	1.2	0	1	0	0	1	0	2.1	
at Vanderbilt	02/01/2024		04:41	1-1	1.000	0-0	.000	1-4	.250	0	2	2	1.3	0	0	0	0	0	3	2.2	
at South Carolina	02/04/2024		08:05	0-3	.000	0-0	.000	3-4	.750	0	0	0	1.2	1	0	1	0	1	3	2.2	
Texas A&M	02/08/2024		08:06	0-0	.000	0-0	.000	0-0	.000	0	0	0	1.2	1	2	1	0	2	0	2.1	
at Florida	02/15/2024		12:15	1-3	.333	0-0	.000	2-2	1.000	0	0	0	1.1	1	1	2	0	1	4	2.2	
Mississippi St.	02/18/2024	*	34:32	2-7	.286	1-3	.333	0-0	.000	1	1	2	1.1	3	5	5	1	1	5	2.3	
Georgia	02/22/2024	*	19:10	1-3	.333	1-2	.500	1-2	.500	1	0	1	1.1	4	3	2	0	0	4	2.4	
at Missouri	02/26/2024		13:44	1-3	.333	0-0	.000	4-5	.800	0	4	4	1.3	2	1	4	0	2	6	2.5	
at Kentucky	02/29/2024		22:50	3-7	.429	0-3	.000	0-0	.000	1	2	3	1.3	2	3	1	0	1	6	2.7	
Arkansas	03/03/2024		19:45	2-4	.500	0-1	.000	0-0	.000	1	5	6	1.5	2	2	2	2	0	4	2.7	
vs Florida	03/08/2024		21:12	1-4	.250	0-0	.000	0-0	.000	1	0	1	1.5	3	0	4	0	0	2	2.7	
vs LSU	03/09/2024	*	24:21	1-5	.200	1-3	.333	1-2	.500	0	1	1	1.5	4	2	1	0	2	4	2.8	
vs Marquette	03/23/2024		08:15	0-2	.000	0-0	.000	0-0	.000	1	2	3	1.5	2	2	0	0	0	0	2.7	
Totals			5	351:31	26-73	.356	6-18	.333	19-27	.704	10	34	44	1.5	48	50	42	4	25	77	2.7

Player Averages

Games Played	Minutes/game	Points/game	FG Pct	3FG Pct	FT Pct	Rebounds/game	Assists/game	Turnovers/game	Assist/Turnover ratio	Steals/game	Blocks/game
29	12.1	2.7	35.6	33.3	70.4	1.5	1.7	1.4	1.2	0.9	0.1

CAREER STATS

SEASON	TEAM	GP-GS	MIN/AVG	Field Goals		3-Point		F-Throws		Rebounds				Scoring						
				FG-FGA	FG%	3FG-3FGA	3FG%	FT-FTA	FT%	OFF	DEF	TOT	AVG	PF-FO	A	TO	BLK	STL	PTS	AVG
2023-24	OM	29-5	352/12.1	26-73	.356	6-18	.333	19-27	.704	10	34	44	1.5	48-1	50	42	4	25	77	2.7
TOTAL		29-5	352/12.1	26-73	.356	6-18	.333	19-27	.704	10	34	44	1.5	48-1	50	42	4	25	77	2.7

#22 TYIA SINGLETON

tyia

22 SINGLETON

Winter Haven, Fla. • Winter Haven • Rutgers
Graduate Student • Forward • 6-2



THE SINGLETON FILE	
BIRTHDAY	MARCH 10, 2000
MAJOR	MULTI-DISCIPLINARY STUDIES
OTHER REBELS TO WEAR #22	
Jennifer Gillom	1983-86
Danielle McCray	2012-15

NOTES

2022-23 (REDSHIRT SENIOR)

- Appeared in all 34 games, making 26 starts
- Grabbed a career-high 15 rebounds against Jacksonville
- Totaled a season-high 16 points in the victory at Temple
- Finished in double-figures in rebounding, three times
- Tallied two double-doubles on the year
- Totaled career-best seasons in blocked shots and rebounds

AT RUTGERS

- Played in all 31 games with 28 starts as a redshirt junior
- Led the Scarlet Knights in blocks the last two seasons
- Matched a career-best with 13 rebounds against Nebraska in 2021-22
- 2021-22 Academic All-Big Ten
- Led the Scarlet Knights in blocks the last two seasons

• Ranked fourth in the Big Ten as a redshirt sophomore with 1.4 rejections per game

HIGH SCHOOL

- Rated as the No. 18 post player in the nation according to ESPN Hoopgurlz
- Led the Blue Devils to the Class 7A State Championship as a sophomore
- Played in the Geico High School Basketball Nationals
- Averaged 6.9 points and 13.3 rebounds per game as a senior

PERSONAL

- Multi-disciplinary studies major

CAREER HIGHS

- Points: 18, vs. Ohio State (03/05/21)
- Rebounds: 15, vs. Jacksonville (12/14/22)
- Assists: 2, 17x, last at Kentucky (02/29/24)
- Steals: 3, 5x, vs. Alabama A&M (11/29/22)
- Blocks: 7, at Alabama (02/26/23)
- Field Goals: 8, vs. Ohio State (03/05/21)
- Free Throws: 6, 2x, last vs. Vanderbilt (01/05/23)
- Three Pointers: 3, vs. South Carolina (03/04/23)

SEASON HIGHS

- Points: 12, vs. Marquette (03/23/24)
- Rebounds: 12, at Florida (02/15/24)
- Assists: 2, 9x, last at Kentucky (02/29/24)
- Steals: 2, at Florida (02/15/24)
- Blocks: 4, vs. MVSU (12/12/23)
- Field Goals: 6, vs. Marquette (03/23/24)
- Free Throws: 3, 2x, last vs. MVSU (12/12/23)
- Three Pointers: 1, vs. Little Rock (11/25/23)

SEASON SUPERLATIVES

- Double-Figure Points: 3x, last vs. Marquette (03/23/24)
- Double-Figure Rebounds: 2x, last at Florida (02/15/24)
- Double-Doubles: --
- 5+ Rebounds: 17x, last vs. Marquette (03/23/24)
- Led Team in Points: --
- Led Team in Rebounds: 5x, last at Missouri (02/26/24)
- Led Team in Assists: 1x, at Florida (02/15/24)

SEASON GAME-BY-GAME

Opponent	Date	GS	MIN	Total		3-Pointers		Free throws		Rebounds				PF	A	TO	BLK	STL	PTS	AVG	
				FG	PCT	3FG	3FGA	PCT	FT	FTA	PCT	OFF	DEF								TOT
Queens (NC)	11/06/2023	*	13:29	1-3	.333	0-1	.000	3-3	1.000	1	7	8	8.0	3	2	1	2	1	5	5.0	
Oklahoma	11/09/2023	*	14:06	0-1	.000	0-1	.000	0-0	.000	1	0	1	4.5	4	0	1	1	0	2	2.5	
Temple	11/15/2023		19:10	1-4	.250	0-2	.000	0-0	.000	1	6	7	5.3	0	1	3	0	1	2	2.3	
vs Howard	11/18/2023		08:15	0-2	.000	0-0	.000	0-0	.000	1	3	4	5.0	0	0	0	0	0	0	1.8	
vs Arizona	11/19/2023		16:31	0-5	.000	0-2	.000	0-0	.000	0	1	1	4.2	1	0	1	1	0	0	1.4	
vs Michigan	11/20/2023		16:12	1-1	1.000	0-0	.000	1-2	.500	1	2	3	4.0	1	1	0	0	0	3	1.7	
Little Rock	11/25/2023		18:56	2-6	.333	1-2	.500	2-2	1.000	3	6	9	4.7	0	2	2	0	0	7	2.4	
Louisville	11/29/2023		15:13	1-2	.500	0-0	.000	2-2	1.000	3	1	4	4.6	0	0	1	0	0	4	2.6	
Mississippi Val.	12/12/2023		24:06	4-8	.500	0-1	.000	3-4	.750	5	3	8	5.0	3	0	4	4	0	11	3.6	
at South Alabama	12/18/2023	*	27:08	3-9	.333	0-3	.000	1-1	1.000	4	4	8	5.3	1	0	3	1	1	7	3.9	
at Ark.-Pine Bluff	12/21/2023	*	32:25	4-6	.667	0-0	.000	2-2	1.000	0	6	6	5.4	2	2	3	0	0	10	4.5	
Alcorn	12/30/2023	*	14:55	2-2	1.000	0-0	.000	2-2	1.000	2	2	4	5.3	0	2	3	0	1	6	4.6	
at Alabama	01/04/2024	*	27:53	1-4	.250	0-1	.000	2-2	1.000	6	3	9	5.5	1	1	1	1	1	4	4.5	
LSU	01/07/2024	*	28:11	3-7	.429	0-1	.000	0-0	.000	2	4	6	5.6	1	2	2	3	1	6	4.6	
Auburn	01/11/2024	*	14:37	1-1	1.000	0-0	.000	0-0	.000	2	2	4	5.5	3	0	0	1	0	2	4.5	
at Mississippi St.	01/14/2024	*	20:44	2-4	.500	0-1	.000	1-1	1.000	1	4	5	5.4	2	0	4	0	1	5	4.5	
at Georgia	01/21/2024		17:10	1-1	1.000	0-0	.000	0-0	.000	0	3	3	5.3	1	2	0	0	0	2	4.4	
Florida	01/25/2024		24:16	2-5	.400	0-0	.000	0-0	.000	2	5	7	5.4	3	0	4	1	1	4	4.3	
Tennessee	01/28/2024		20:18	3-5	.600	0-1	.000	0-0	.000	4	2	6	5.4	2	0	1	0	1	6	4.4	
at Vanderbilt	02/01/2024		23:16	0-1	.000	0-0	.000	0-0	.000	4	7	11	5.7	3	0	2	0	1	0	4.2	
at South Carolina	02/04/2024	*	14:21	1-4	.250	0-0	.000	0-0	.000	2	1	3	5.6	5	0	5	1	0	2	4.1	
Texas A&M	02/08/2024	*	18:41	2-3	.667	0-1	.000	0-3	.000	1	1	2	5.4	2	2	0	0	0	4	4.1	
at Florida	02/15/2024		34:59	1-7	.143	0-1	.000	0-0	.000	5	7	12	5.7	3	2	4	1	2	2	4.0	
Mississippi St.	02/18/2024		09:03	1-1	1.000	0-0	.000	1-1	1.000	2	1	3	5.6	3	0	0	1	1	3	4.0	
Georgia	02/22/2024		16:26	1-2	.500	0-0	.000	0-0	.000	0	3	3	5.5	1	0	0	1	1	2	3.9	
at Missouri	02/26/2024		20:30	3-5	.600	0-0	.000	2-2	1.000	4	5	9	5.6	3	0	1	0	1	8	4.0	
at Kentucky	02/29/2024		19:26	4-4	1.000	0-0	.000	0-0	.000	3	1	4	5.6	4	2	3	2	0	8	4.2	
Arkansas	03/03/2024		17:05	2-3	.667	0-0	.000	0-0	.000	2	3	5	5.5	4	1	2	0	0	4	4.2	
vs Florida	03/08/2024		23:26	0-3	.000	0-0	.000	2-2	1.000	1	4	5	5.5	3	0	0	1	0	2	4.1	
vs LSU	03/09/2024		13:13	1-2	.500	0-0	.000	0-0	.000	0	3	3	5.4	1	0	0	0	1	2	4.0	
vs Marquette	03/23/2024	*	28:00	6-8	.750	0-0	.000	0-0	.000	2	5	7	5.5	1	0	3	1	1	12	4.3	
Totals			12	612:00	54-119	.454	1-18	.056	24-29	.828	65	105	170	5.5	61	22	54	23	17	133	4.3

Player Averages

Games Played	Minutes/game	Points/game	FG Pct	3FG Pct	FT Pct	Rebounds/game	Assists/game	Turnovers/game	Assist/Turnover ratio	Steals/game	Blocks/game
31	19.7	4.3	45.4	5.6	82.8	5.5	0.7	1.7	0.4	0.5	0.7

CAREER STATS

SEASON	TEAM	GP-GS	MIN/AVG	Field Goals		3-Point		F-Throws		Rebounds				Scoring						
				FG-FGA	FG%	3FG-3FGA	3FG%	FT-FTA	FT%	OFF	DEF	TOT	AVG	PF-FO	A	TO	BLK	STL	PTS	AVG
2018-19	RU	6-0	45/7.4	3-4	.750	0-0	.000	0-0	.000	6	8	14	2.3	5-0	1	5	2	0	6	1.0
2019-20	RU	30-0	307/10.2	25-50	.500	0-0	.000	7-12	.583	38	39	77	2.6	56-2	8	22	11	5	57	1.9
2020-21	RU	19-19	487/25.6	56-101	.554	0-0	.000	16-18	.889	57	72	129	6.8	69-3	11	35	27	21	128	6.7
2021-22	RU	31-28	623/20.1	73-162	.451	0-0	.000	29-49	.592	58	106	164	5.3	87-3	11	73	30	16	175	5.6
2022-23	OM	34-26	733/21.5	78-184	.424	7-31	.226	31-49	.633	87	98	185	5.4	99-5	19	61	46	22	194	5.7
2023-24	OM	31-12	612/19.7	54-119	.454	1-18	.056	24-29	.828	65	105	170	5.5	61-1	22	54	23	17	133	4.3
TOTAL FOR OM		65-38	1345/20.7	132-303	.436	8-49	.163	55-78	.705	152	203	355	5.5	160-6	41	115	69	39	327	5.0
TOTAL		151-85	2807/18.6	289-620	.466	8-49	.163	107-157	.682	311	428	739	4.9	377-14	72	250	139	81	693	4.6

23

elauna EATON

Helena, Ark. • Nettleton • Arkansas

Junior • Guard • 6-0

THE EATON FILE	
BIRTHDAY	MARCH 5, 2002
MAJOR	MULTI-DISCIPLINARY STUDIES

OTHER REBELS TO WEAR #23	
LaTosha Laws	2009-12
Joyce Meek	1973-75
Kylia Morrison	1987-90
Stephanie Murphy	1998-01
Sandra Newborn	1982-83

CAREER HIGHS	
Points: 15, vs. UAPB (11/12/21)	
Rebounds: 7, vs. UAPB (11/12/21)	
Assists: 2, vs. Tennessee (01/28/24)	
Steals: 3, vs. Texas A&M (03/03/23)	
Blocks: 1, 2x, last at Auburn (1/22/23)	
Field Goals: 4, 4x, last vs. Texas A&M (03/03/23)	
Free Throws: 5, vs. Tarleton State (11/10/21)	
Three Pointers: 4, vs. UAPB (11/21/21)	

SEASON HIGHS	
Points: 6, vs. Alcorn St. (12/30/23)	
Rebounds: 4, vs. Arkansas (03/03/24)	
Assists: 2, vs. Tennessee (01/28/24)	
Steals: 1, at Southern Miss (12/02/23)	
Blocks: --	
Field Goals: 2, vs. Alcorn St. (12/30/23)	
Free Throws: 2, vs. Howard (11/18/23)	
Three Pointers: 1, 4x, last vs. Arkansas (03/03/24)	

SEASON SUPERLATIVES	
Double-Figure Points: --	
Double-Figure Rebounds: --	
Double-Doubles: --	
5+ Rebounds: --	
5+ Assists: --	
Led Team in Points: --	
Led Team in Rebounds: --	
Led Team in Assists: --	

NOTES

2022-23 (REDSHIRT SOPHOMORE)

- Played for Ole Miss in 29 games off the bench
- Tallied a season-high 11 points twice, including in the SEC Tournament Quarterfinal game against Texas A&M
- Drained 22 triples and went a perfect 3-of-3 from beyond the arc, twice
- Averaged 2.8 points and 0.8 rebounds per contest

- Rated as the No. 9 guard and the No. 41 overall player in the nation

PERSONAL

- Born March 5, 2002
- Daughter of Michelle and Rudolph Eaton

AT ARKANSAS

- Appeared in 28 games, earning two starts as a redshirt freshman
- Reached double-figures in three games
- Scored a career-best 15 points and seven rebounds against UAPB

HIGH SCHOOL

- Named the Arkansas Democrat-Gazette's Player of the Year as a senior
- Earned AAA 5A All-State honors in 2019 and 2018

SEASON GAME-BY-GAME

Opponent	Date	GS	MIN	Total			3-Pointers			Free throws			Rebounds				PF	A	TO	BLK	STL	PTS	AVG
				FG-FGA	PCT	3FG-3FGA	PCT	FT-FTA	PCT	OFF	DEF	TOT	AVG										
Queens (NC)	11/06/2023		09:50	0-4	.000	0-4	.000	0-0	.000	0	1	1	1.0	0	0	1	0	0	0	0	0.0		
Oklahoma	11/09/2023		01:49	0-0	.000	0-0	.000	0-0	.000	1	0	1	1.0	0	0	0	0	0	0	0	0.0		
Temple	11/15/2023		06:13	1-2	.500	0-1	.000	0-0	.000	0	1	1	1.0	1	0	0	0	0	0	2	0.7		
vs Howard	11/18/2023		05:23	1-4	.250	0-3	.000	2-2	1.000	1	0	1	1.0	1	0	0	0	0	0	4	1.5		
vs Michigan	11/20/2023		01:28	0-0	.000	0-0	.000	0-0	.000	0	0	0	0.0	0	0	0	0	0	0	0	1.2		
Little Rock	11/25/2023		08:13	1-2	.500	1-2	.500	0-0	.000	0	0	0	0.0	0	0	0	0	0	0	3	1.5		
at Southern Miss.	12/02/2023		01:40	0-0	.000	0-0	.000	0-0	.000	0	0	0	0.0	0	1	1	0	1	0	1.3			
Mississippi Val.	12/12/2023		04:24	0-1	.000	0-1	.000	0-0	.000	0	0	0	0.0	0	0	0	0	0	0	1.1			
Alcorn	12/30/2023		07:41	2-4	.500	1-3	.333	1-1	1.000	0	0	0	0.4	0	0	0	0	0	6	1.7			
Auburn	01/11/2024		02:11	0-0	.000	0-0	.000	0-0	.000	0	0	0	0.4	0	0	0	0	0	0	1.5			
at Georgia	01/21/2024		03:05	0-1	.000	0-1	.000	0-0	.000	0	0	0	0.4	0	0	0	0	0	0	1.4			
Tennessee	01/28/2024		04:40	0-1	.000	0-1	.000	0-0	.000	0	1	1	0.4	0	2	0	0	0	0	1.3			
Texas A&M	02/08/2024		03:27	0-0	.000	0-0	.000	0-0	.000	0	0	0	0.4	1	0	0	0	0	0	1.2			
Mississippi St.	02/18/2024		07:41	1-5	.200	1-4	.250	0-0	.000	0	0	0	0.4	1	1	0	0	0	3	1.3			
Georgia	02/22/2024		01:48	0-0	.000	0-0	.000	0-0	.000	0	0	0	0.3	1	0	0	0	0	0	1.2			
at Missouri	02/26/2024		01:22	0-1	.000	0-0	.000	0-0	.000	0	0	0	0.3	0	0	0	0	0	0	1.1			
at Kentucky	02/29/2024		07:55	1-3	.333	1-3	.333	0	.000	1	2	3	0.5	0	1	0	0	0	3	1.2			
Arkansas	03/03/2024		17:08	1-4	.250	1-4	.250	1-2	.500	0	4	4	0.7	0	0	0	0	0	4	1.4			
vs Florida	03/08/2024		01:56	0-0	.000	0-0	.000	0-0	.000	0	0	0	0.6	0	0	0	0	0	0	1.3			
vs LSU	03/09/2024		02:13	0-0	.000	0-0	.000	0-0	.000	0	0	0	0.6	0	0	0	0	0	0	1.3			
Totals			0	100:06	8-32	.250	5-27	.185	4-5	.800	3	9	12	0.6	6	5	2	0	1	25	1.3		

Player Averages

Games Played	Minutes/game	Points/game	FG Pct	3FG Pct	FT Pct	Rebounds/game	Assists/game	Turnovers/game	Assist/Turnover ratio	Steals/game	Blocks/game
20	5.0	1.3	25.0	18.5	80.0	0.6	0.3	0.1	2.5	0.1	0.0

CAREER STATS

SEASON	TEAM	GP-GS	MIN/AVG	Field Goals		3-Point		F-Throws		Rebounds				Scoring						
				FG-FGA	FG%	3FG-3FGA	3FG%	FT-FTA	FT%	OFF	DEF	TOT	AVG	PF-FO	A	TO	BLK	STL	PTS	AVG
2021-22	Ark	28-2	390/13.9	28-95	.295	26-81	.321	15-18	.833	2	33	35	1.3	23-0	5	13	1	6	97	3.5
2022-23	OM	29-0	274/9.4	27-78	.346	22-61	.361	5-5	1.000	5	18	23	0.8	19-0	7	13	1	7	81	2.8
2023-24	OM	20-0	100/5.0	8-32	.250	5-27	.185	4-5	.800	3	9	12	0.6	6-0	5	2	0	1	25	1.3
TOTAL FOR OM		49-0	374/7.6	35-110	.318	27-88	.307	9-10	.900	8	27	35	0.7	25-0	12	15	1	8	106	2.2

24 madison SCOTT

Indian Head, Md. • Bishop McNamara

Senior* • Guard / Forward • 6-3



THE SCOTT FILE

BIRTHDAY DEC. 27, 2001

MAJOR PSYCHOLOGY

OTHER REBELS TO WEAR #24

Chandra Dorsey	1998-01
Shannon Dozier	2019
Bretta Hart	2014-17
Jackie Martin	1988-89-90, 1992
B.B. Manuel	1993-94
Armintie Price	2004-07
Sheila Sullivan	1974-77
Myra Williams	1984-87
Connie Winstead	1979

CAREER HIGHS

- Points: 27, at Florida (02/15/24)
- Rebounds: 17, vs. Jacksonville (12/14/22)
- Assists: 8, 4x, last vs. Arkansas (03/03/24)
- Steals: 6, vs. Belmont (11/11/21)
- Blocks: 4, 3x, last at Auburn (01/22/23)
- Field Goals: 10, 2x, last vs. Marquette (03/23/24)
- Free Throws: 11, vs. LSU (01/07/24)
- Three Pointers: 1, 2x, last at South Carolina (02/05/24)

SEASON HIGHS

- Points: 27, at Florida (02/15/24)
- Rebounds: 15, vs. Florida (03/08/24)
- Assists: 8, 3x, last vs. Arkansas (03/03/24)
- Steals: 3, at Ark.-Pine Bluff (12/21/23)
- Blocks: 3, vs. Auburn (01/11/24)
- Field Goals: 10, 2x, last vs. Marquette (03/23/24)
- Free Throws: 11, vs. LSU (01/07/24)
- Three Pointers: 1, 2x, last at South Carolina (02/05/24)

SEASON SUPERLATIVES

- Double-Figure Points: 23x, last vs. Marquette (03/23/24)
- Double-Figure Rebounds: 7x, last vs. Florida (03/08/24)
- Double-Doubles: 7x, last vs. Florida (03/08/24)
- 5+ Rebounds: 19x, last vs. Marquette (03/23/24)
- 5+ Assists: 8x, last vs. Arkansas (03/03/24)
- Led Team in Points: 10x, last vs. Marquette (03/23/24)
- Led Team in Rebounds: 13x, last vs. LSU (03/09/24)
- Led Team in Assists: 18x, last vs. Marquette (03/23/24)

NOTES

2022-23 (JUNIOR)

- Second Team All-SEC, SEC All-Defensive Team, SEC Community Service Team
- Started in all 34 games for the Rebels
- Totaled a team leading 11 double-doubles, reached the 20 career mark to rank 10th in program history
- Ole Miss' most efficient shooter, with a team leading .510 field goal percentage
- Led the team with 8.0 boards per game, ranked second with 11.6 points per game

2021-22 (SOPHOMORE)

- Started in all 32 games
- Had a career-best performance with 21 points against Jackson State
- 15 games with 10 plus points

2020-21 (FRESHMAN)

- Named the SEC Freshman of the year, the first for Ole Miss since 2003-04 (Armintie Price)
- Six-time SEC Freshman of the Week, one of three six time winners ever
- Led SEC freshmen in rebounding, averaging 7.1 boards per game

HIGH SCHOOL

- ESPN 5-star rated recruit (No. 13 overall)
- No. 2 wing player nationally by ESPN
- McDonald's All-American (first in Ole Miss .570 FG her senior season women's basketball history)
- Naismith High School Girls Trophy Watch List
- Jordan Brand All-American

PERSONAL

- Has three siblings: London, Summer and Zion
- Dean's List throughout entire high school career

SEASON GAME-BY-GAME

Opponent	Date	GS	MIN	Total			3-Pointers			Free throws			Rebounds				PF	A	TO	BLK	STL	PTS	AVG
				FG-FGA	PCT	3FG-3FGA	PCT	FT-FTA	PCT	OFF	DEF	TOT	AVG										
Queens (NC)	11/06/2023	*	20:44	7-10	.700	0-1	.000	1-3	.333	5	5	10	10.0	1	3	0	0	2	15	15.0			
Oklahoma	11/09/2023	*	30:45	2-9	.222	0-0	.000	3-4	.750	3	5	8	9.0	4	2	1	0	0	7	11.0			
Temple	11/15/2023		20:30	1-3	.333	0-0	.000	2-3	.667	1	4	5	7.7	3	1	2	1	0	4	8.7			
vs Howard	11/18/2023	*	34:19	9-10	.900	0-1	.000	3-5	.600	6	8	14	9.3	2	2	2	1	2	21	11.8			
vs Arizona	11/19/2023	*	35:35	3-6	.500	0-0	.000	4-6	.667	7	4	11	9.6	4	3	2	1	0	10	11.4			
vs Michigan	11/20/2023	*	29:29	4-6	.667	0-0	.000	2-4	.500	1	6	7	9.2	3	1	0	1	1	10	11.2			
Little Rock	11/25/2023	*	25:32	3-3	1.000	0-0	.000	3-4	.750	1	1	2	8.1	1	2	4	1	1	10	11.2			
Louisville	11/29/2023	*	26:07	2-3	.667	0-0	.000	0-4	.000	2	3	5	7.8	4	1	2	1	0	4	10.0			
at Southern Miss.	12/02/2023	*	31:24	3-7	.429	0-0	.000	1-2	.500	3	3	6	7.6	3	4	2	1	0	7	9.7			
at South Alabama	12/18/2023	*	23:38	4-7	.571	1-1	1.000	2-2	1.000	1	4	5	7.3	0	2	1	0	0	11	9.8			
at Ark.-Pine Bluff	12/21/2023	*	37:33	3-11	.273	0-0	.000	6-8	.750	2	1	3	6.9	1	6	3	1	3	12	10.0			
Alcorn	12/30/2023	*	23:17	4-4	1.000	0-0	.000	3-4	.750	1	5	6	6.8	0	3	1	1	0	11	10.1			
at Alabama	01/04/2024	*	37:23	3-13	.231	0-2	.000	6-6	1.000	2	2	4	6.6	3	5	3	1	1	12	10.2			
LSU	01/07/2024	*	35:47	1-8	.125	0-1	.000	11-13	.846	1	3	4	6.4	2	8	3	0	0	13	10.4			
Auburn	01/11/2024	*	34:08	5-10	.500	0-0	.000	0-0	.000	0	5	5	6.3	4	8	7	3	2	10	10.4			
at Mississippi St.	01/14/2024	*	37:02	1-4	.250	0-0	.000	4-6	.667	2	2	4	6.2	3	3	4	0	0	6	10.1			
at Georgia	01/21/2024	*	21:25	0-2	.000	0-0	.000	0-0	.000	1	1	2	5.9	3	7	1	1	1	0	9.5			
Florida	01/25/2024	*	24:24	5-11	.455	0-0	.000	6-8	.750	2	1	3	5.8	3	2	0	0	2	16	9.9			
Tennessee	01/28/2024	*	36:57	7-14	.500	0-0	.000	1-1	1.000	1	9	10	6.0	0	2	2	2	2	15	10.2			
at Vanderbilt	02/01/2024	*	33:21	2-6	.333	0-0	.000	5-6	.833	3	0	3	5.9	3	1	5	1	1	9	10.1			
at South Carolina	02/04/2024	*	32:15	6-9	.667	1-1	1.000	4-5	.800	0	8	8	6.0	3	2	3	0	0	17	10.4			
Texas A&M	02/08/2024	*	36:00	6-18	.333	0-1	.000	3-5	.600	1	2	3	5.8	2	4	3	1	1	15	10.6			
at Florida	02/15/2024	*	33:38	10-14	.714	0-0	.000	7-8	.875	5	7	12	6.1	4	1	5	1	2	27	11.3			
Mississippi St.	02/18/2024	*	42:40	6-13	.462	0-0	.000	8-13	.615	2	7	9	6.2	0	3	2	0	1	20	11.7			
Georgia	02/22/2024	*	25:45	7-12	.583	0-0	.000	2-3	.667	3	1	4	6.1	2	3	0	0	0	16	11.9			
at Missouri	02/26/2024	*	31:26	5-12	.417	0-1	.000	0-3	.000	0	3	3	6.0	0	1	1	0	2	10	11.8			
at Kentucky	02/29/2024	*	22:09	8-13	.615	0-0	.000	1-2	.500	1	2	3	5.9	1	6	1	1	1	16	12.0			
Arkansas	03/03/2024	*	24:17	5-9	.556	0-0	.000	4-5	.800	2	11	13	6.1	0	8	1	0	0	14	12.0			
vs Florida	03/08/2024	*	33:44	5-15	.333	0-0	.000	4-5	.800	5	10	15	6.4	1	1	2	0	0	14	12.1			
vs LSU	03/09/2024	*	39:14	8-14	.571	0-0	.000	6-7	.857	1	6	7	6.5	3	4	4	0	1	22	12.4			
vs Marquette	03/23/2024	*	35:15	10-17	.588	0-0	.000	0-0	.000	1	5	6	6.5	2	4	3	0	0	20	12.7			
Totals			30	955:43	145-293	.495	2-9	.222	101-143	.706	66	134	200	6.5	65	106	73	20	26	393	12.7		

Player Averages

Games Played	Minutes/game	Points/game	FG Pct	3FG Pct	FT Pct	Rebounds/game	Assists/game	Turnovers/game	Assist/Turnover ratio	Steals/game	Blocks/game
31	30.8	12.7	49.5	22.2	70.6	6.5	3.4	2.4	1.5	0.8	0.6

CAREER STATS

SEASON	TEAM	GP-GS	MIN/AVG	Field Goals		3-Point		F-Throws		Rebounds				Scoring						
				FG-FGA	FG%	3FG-3FGA	3FG%	FT-FTA	FT%	OFF	DEF	TOT	AVG	PF-FO	A	TO	BLK	STL	PTS	AVG
2020-21	OM	24-20	589/24.6	82-152	.539	0-0	.000	66-98	.673	65	106	171	7.1	61-0	25	33	23	21	230	9.6
2021-22	OM	32-32	837/26.2	118-243	.486	0-1	.000	70-107	.654	92	128	220	6.9	80-4	46	68	29	42	306	9.6
2022-23	OM	34-34	1006/29.6	148-290	.510	0-1	.000	97-146	.664	85	188	273	8.0	76-0	72	70	31	36	393	11.6
2023-24	OM	31-30	956/30.8	145-293	.495	2-9	.222	101-143	.706	66	134	200	6.5	65-0	106	73	20	26	393	12.7
TOTAL		121-116	3388/28.0	493-978	.504	2-11	.182	334-494	.676	308	556	864	7.1	282-4	249	244	103	125	1322	10.9

32 rita IGBOKWE

Jonesboro, Ga. • Mundy's Mill • Pitt

Senior • Center • 6-4



THE IGBOKWE FILE

BIRTHDAY JANUARY 28, 2001

MAJOR PSYCHOLOGY

OTHER REBELS TO WEAR #32

Teena Bender	1988-91
Ellen Buchanan	2003-06
Alliesha Easley	2006-10
Tia Faleru	2011-15
Von Kirk	2000-02

CAREER HIGHS

Points: 23, vs. Lafayette (11/12/21)
Rebounds: 18, vs. Ohio (11/29/19)
Assists: 3, vs. Texas A&M (02/09/24)
Steals: 3, vs. Alcorn St. (12/30/23)
Blocks: 8, at Ark.-Pine Bluff (12/21/23)
Field Goals: 11, vs. Lafayette (11/12/21)
Free Throws: 6, vs. MVSU (12/12/23)
Three Pointers: --

SEASON HIGHS

Points: 12, vs. MVSU (12/12/23)
Rebounds: 14, vs. MSU (02/18/24)
Assists: 3, vs. Texas A&M (02/09/24)
Steals: 3, vs. Alcorn St. (12/30/23)
Blocks: 8, at Ark.-Pine Bluff (12/21/23)
Field Goals: 5, 2x, last vs. MSU (02/18/24)
Free Throws: 6, vs. MVSU (12/12/23)
Three Pointers: --

SEASON SUPERLATIVES

Double-Figure Points: 3x, last vs. MSU (02/18/24)
Double-Figure Rebounds: 6x, last vs. MSU (02/18/24)
Double-Doubles: 2x, last vs. MSU (02/18/24)
5+ Rebounds: 18x, last vs. Marquette (03/23/24)
5+ Assists: --
Led Team in Points: --
Led Team in Rebounds: 10x, last vs. Marquette (03/23/24)
Led Team in Assists: --

NOTES

2022-23 (SENIOR*)

- Appeared in 33 games for the Rebels, starting in three
- Scored a season-high 12 points against SEMO
- Grabbed double-figure rebounds in two games
- Talled a season-best 11 rebounds against Florida
- Swatted a career-high tying six blocks against No. 1 South Carolina
- Led the Rebels with 49 blocks

AT PITT

- Started in 36 games during her junior campaign
- Dropped a career-high 23 points against Lafayette
- Blocked 68 shots ranking 20th in the nation in third in the ACC in 2021-22
- Carried the Panthers in field goal percentage as a sophomore, shooting at a 50.6 percent clip
- Her 60 blocks as a freshman were the most ever by a Pitt freshman

HIGH SCHOOL

- Three-star prospect out of Mundy's Mill High School
- Averaged a double-double as a senior with 10.0 points and 11.0 rebounds per contest
- Two-time First-Team All-Region

PERSONAL

- Daughter Casmir and Emmanuela Igbokwe
- Has three brothers Anthony, Emmanuel and Michael and one sister Jane

SEASON GAME-BY-GAME

Opponent	Date	GS	MIN	Total		3-Pointers		Free throws		Rebounds			PF	A	TO	BLK	STL	PTS	AVG		
				FG-FGA	PCT	3FG-3FGA	PCT	FT-FTA	PCT	OFF	DEF	TOT								AVG	
Queens (NC)	11/06/2023		13:45	2-4	.500	0-0	.000	2-5	.400	2	1	3	3.0	1	0	2	0	0	6	6.0	
Oklahoma	11/09/2023		01:58	0-0	.000	0-0	.000	0-2	.000	1	0	1	2.0	0	0	0	0	0	0	3.0	
Temple	11/15/2023		18:15	5-6	.833	0-0	.000	0-2	.000	1	2	3	2.3	1	0	1	4	1	10	5.3	
vs Howard	11/18/2023		09:34	1-3	.333	0-0	.000	2-2	1.000	1	1	2	2.3	1	0	2	1	0	4	5.0	
vs Arizona	11/19/2023		25:53	1-3	.333	0-0	.000	0-2	.000	3	2	5	2.8	2	0	1	2	1	2	4.4	
vs Michigan	11/20/2023		14:54	0-0	.000	0-0	.000	0-0	.000	1	3	4	3.0	2	0	3	2	0	0	3.7	
Little Rock	11/25/2023		13:41	1-3	.333	0-0	.000	0-0	.000	2	1	3	3.0	2	0	3	1	0	2	3.4	
Louisville	11/29/2023		13:31	1-2	.500	0-0	.000	0-4	.000	2	3	5	3.3	3	0	1	2	0	2	3.3	
at Southern Miss.	12/02/2023	*	14:50	3-4	.750	0-0	.000	0-2	.000	1	0	1	3.0	1	1	0	1	0	6	3.6	
Mississippi Val.	12/12/2023	*	23:54	3-10	.300	0-0	.000	6-7	.857	5	5	10	3.7	1	0	1	2	2	12	4.4	
at South Alabama	12/18/2023	*	19:09	4-9	.444	0-0	.000	0-0	.000	5	4	9	4.2	2	0	1	2	0	8	4.7	
at Ark.-Pine Bluff	12/21/2023	*	27:42	3-5	.600	0-0	.000	3-5	.600	6	7	13	4.9	0	1	1	8	2	9	5.1	
Alcorn	12/30/2023	*	18:53	4-5	.800	0-0	.000	0-1	.000	0	2	2	4.7	3	0	1	0	3	8	5.3	
at Alabama	01/04/2024	*	30:46	3-7	.429	0-0	.000	2-4	.500	4	6	10	5.1	0	1	0	5	2	8	5.5	
LSU	01/07/2024	*	29:14	2-6	.333	0-0	.000	0-0	.000	1	2	3	4.9	4	0	1	4	1	4	5.4	
Auburn	01/11/2024	*	28:22	1-5	.200	0-0	.000	4-5	.800	6	2	8	5.1	3	0	4	3	0	6	5.4	
at Mississippi St.	01/14/2024	*	33:56	3-7	.429	0-0	.000	0-4	.000	6	4	10	5.4	1	1	3	0	0	6	5.5	
at Georgia	01/14/2024	*	28:25	4-6	.667	0-0	.000	0-4	.000	1	4	5	5.4	2	0	1	2	2	8	5.6	
Florida	01/25/2024	*	18:44	3-4	.750	0-0	.000	0-0	.000	3	4	7	5.5	3	1	0	1	0	6	5.6	
Tennessee	01/28/2024	*	17:28	0-1	.000	0-0	.000	1-2	.500	2	2	4	5.4	2	0	2	1	1	1	5.4	
at Vanderbilt	02/01/2024	*	16:44	1-1	1.000	0-0	.000	0-0	.000	1	4	5	5.4	5	0	1	0	1	2	5.2	
at South Carolina	02/04/2024	*	15:02	0-1	.000	0-0	.000	1-2	.500	2	4	6	5.4	5	0	1	1	0	1	5.0	
Texas A&M	02/08/2024	*	27:31	2-4	.500	0-0	.000	0-0	.000	5	5	10	5.6	2	3	3	2	2	4	5.0	
at Florida	02/15/2024	*	12:39	0-0	.000	0-0	.000	0-2	.000	4	3	7	5.7	2	0	3	1	0	0	4.8	
Mississippi St.	02/18/2024	*	35:57	5-9	.556	0-0	.000	1-4	.250	7	7	14	6.0	2	1	3	3	2	11	5.0	
Georgia	02/22/2024	*	22:36	3-5	.600	0-0	.000	0-0	.000	1	6	7	6.0	1	0	0	0	1	6	5.1	
at Missouri	02/26/2024	*	21:51	2-3	.667	0-0	.000	0-0	.000	2	4	6	6.0	2	0	1	0	1	4	5.0	
at Kentucky	02/29/2024	*	09:28	0-0	.000	0-0	.000	0-0	.000	1	1	2	5.9	3	1	2	0	2	0	4.9	
Arkansas	03/03/2024	*	18:21	4-6	.667	0-0	.000	1-1	1.000	2	3	5	5.9	1	1	0	3	1	9	5.0	
vs Florida	03/08/2024	*	10:04	1-3	.333	0-0	.000	0-0	.000	2	2	4	5.8	4	0	1	1	0	2	4.9	
vs LSU	03/09/2024	*	28:39	0-4	.000	0-0	.000	2-4	.500	1	1	2	5.7	4	0	2	2	0	2	4.8	
vs Marquette	03/23/2024	*	25:56	1-3	.333	0-0	.000	2-4	.500	7	2	9	5.8	3	0	2	0	1	4	4.8	
Totals			22	647:42	63-129	.488	0-0	.000	27-68	.397	88	97	185	5.8	68	11	47	54	26	153	4.8

Player Averages

Games Played	Minutes/game	Points/game	FG Pct	3FG Pct	FT Pct	Rebounds/game	Assists/game	Turnovers/game	Assist/Turnover ratio	Steals/game	Blocks/game
32	20.2	4.8	48.8	0.0	39.7	5.8	0.3	1.5	0.2	0.8	1.7

CAREER STATS

SEASON	TEAM	GP-GS	MIN/AVG	FG-FGA	FG%	3FG-3FGA	3FG%	FT-FTA	FT%	OFF	DEF	TOT	AVG	PF-FO	A	TO	BLK	STL	PTS	AVG
2019-20	UP	31-7	604/19.5	60-130	.462	0-0	.000	20-39	.513	92	118	210	6.8	89-7	9	39	60	19	140	4.5
2020-21	UP	19-16	347/18.3	39-77	.506	0-0	.000	17-33	.515	46	71	117	6.2	57-2	5	22	29	11	95	5.0
2021-22	UP	30-26	659/22.0	75-167	.449	0-0	.000	33-62	.532	87	136	223	7.4	89-2	9	46	68	22	183	6.1
2022-23	OM	33-3	476/14.4	39-94	.415	0-0	.000	22-49	.449	66	84	150	4.5	78-0	6	34	49	14	100	3.0
2023-24	OM	32-22	648/20.2	63-129	.488	0-0	.000	27-68	.397	88	97	185	5.8	68-2	11	47	54	26	153	4.8
TOTAL FOR OM		65-25	1124/17.3	102-223	.457	0-0	.000	49-117	.419	154	181	335	5.2	146-2	17	81	103	40	253	3.9
TOTAL		145-74	2734/18.9	276-597	.462	0-0	.000	119-251	.474	379	506	885	6.1	381-13	40	188	260	92	671	4.6

#33 KHARYSSA RICHARDSON

kharyssa
33 RICHARDSON

Douglasville, Ga. • New Manchester • Auburn
Sophomore • Forward • 6-2



NOTES

AT AUBURN

- Played in 28 games for the Tigers, starting in all but one
- Ranked second on the team off the glass, averaging 4.7 rpg
- Led AU in rejections with a total of 23 blocks
- Averaged 7.2 points per contest

HIGH SCHOOL

- Averaged 18.3 points and 8.9 rebounds as a senior at New Manchester
- Georgia Class 5A All-State selection as a junior
- Helped team to regional championship and GHSA Elite Eight in 2021

PERSONAL

- Born August 31, 2004
- Daughter of Consweller and Vincent Richardson
- Has three brothers Javier, Jakobe and TJ

SEASON GAME-BY-GAME

Opponent	Date	GS	MIN	Total			3-Pointers		Free throws		Rebounds			PF	A	TO	BLK	STL	PTS	AVG
				FG-FGA	PCT	3FG-3FGA	PCT	FT-FTA	PCT	OFF	DEF	TOT	AVG							
Queens (NC)	11/06/2023		14:60	3-4	.750	0-0	.000	0-2	.000	0	3	3	3.0	1	0	1	0	1	6	6.0
Oklahoma	11/09/2023		23:44	4-9	.444	1-1	1.000	1-4	.250	3	4	7	5.0	3	1	2	2	1	10	8.0
Temple	11/15/2023	*	19:01	4-9	.444	1-1	1.000	7-7	1.000	1	1	2	4.0	0	1	1	0	1	16	10.7
vs Howard	11/18/2023	*	25:35	1-4	.250	0-0	.000	4-5	.800	0	3	3	3.8	1	2	4	1	0	6	9.5
vs Arizona	11/19/2023	*	17:58	2-6	.333	0-1	.000	1-2	.500	0	3	3	3.6	0	1	3	0	0	5	8.6
vs Michigan	11/20/2023	*	17:32	0-3	.000	0-0	.000	4-4	1.000	1	6	7	4.2	1	0	1	0	1	4	7.8
Little Rock	11/25/2023	*	16:13	0-4	.000	0-0	.000	0-0	.000	0	3	3	4.0	2	0	2	2	1	0	6.7
Louisville	11/29/2023	*	24:38	2-4	.500	0-0	.000	2-2	1.000	2	1	3	3.9	4	1	4	1	1	6	6.6
at Southern Miss.	12/02/2023		21:07	3-8	.375	0-0	.000	1-1	1.000	3	0	3	3.8	2	0	2	0	3	7	6.7
Mississippi Val.	12/12/2023		16:25	4-5	.800	0-0	.000	3-4	.750	3	3	6	4.0	0	1	1	1	0	11	7.1
at South Alabama	12/18/2023		18:20	1-3	.333	0-0	.000	0-0	.000	0	6	6	4.2	1	0	2	0	1	2	6.6
at Ark.-Pine Bluff	12/21/2023		07:15	0-3	.000	0-0	.000	0-0	.000	0	0	0	3.8	3	0	1	0	0	0	6.1
Alcorn	12/30/2023		21:46	3-8	.375	1-2	.500	3-4	.750	0	3	3	3.8	2	0	1	0	4	10	6.4
at Alabama	01/04/2024		12:13	3-4	.750	0-1	.000	0-2	.000	0	4	4	3.8	2	0	0	2	0	6	6.4
LSU	01/07/2024		14:31	3-5	.600	1-1	1.000	0-0	.000	2	1	3	3.7	4	0	2	0	0	7	6.4
Auburn	01/11/2024		20:03	3-6	.500	0-0	.000	2-3	.667	0	3	3	3.7	3	2	2	2	1	8	6.5
at Mississippi St.	01/14/2024		06:20	0-3	.000	0-1	.000	0-0	.000	0	2	2	3.6	1	0	0	0	0	0	6.1
at Georgia	01/21/2024		13:11	2-3	.667	0-0	.000	3-6	.500	0	1	1	3.4	1	1	0	0	0	7	6.2
Florida	01/25/2024		13:30	2-2	1.000	0-0	.000	0-0	.000	0	3	3	3.4	2	2	1	0	0	4	6.1
Tennessee	01/28/2024		18:15	9-10	.900	2-2	1.000	1-2	.500	1	3	4	3.5	1	1	1	1	0	21	6.8
at Vanderbilt	02/01/2024		23:34	2-6	.333	0-1	.000	2-2	1.000	1	2	3	3.4	2	0	2	0	1	6	6.8
at South Carolina	02/04/2024		18:10	3-5	.600	1-1	1.000	1-2	.500	0	4	4	3.5	2	0	1	1	0	8	6.8
Texas A&M	02/08/2024		18:11	3-6	.500	0-0	.000	0-0	.000	1	1	2	3.4	0	0	2	1	0	6	6.8
at Florida	02/15/2024		05:21	1-1	1.000	0-0	.000	0-0	.000	0	0	0	3.3	0	0	3	0	0	2	6.6
Mississippi St.	02/18/2024		02:20	0-0	.000	0-0	.000	0-0	.000	0	0	0	3.1	0	0	0	0	0	0	6.3
Georgia	02/22/2024		23:03	0-6	.000	0-1	.000	0-0	.000	0	4	4	3.2	2	1	2	1	1	0	6.1
at Missouri	02/26/2024		09:37	1-3	.333	0-0	.000	3-3	1.000	2	0	2	3.1	3	0	0	0	0	5	6.0
at Kentucky	02/29/2024		13:23	2-6	.333	1-1	1.000	0-0	.000	0	4	4	3.1	1	0	0	0	0	5	6.0
Arkansas	03/03/2024		17:24	2-7	.286	0-1	.000	3-4	.750	2	3	5	3.2	1	1	0	0	0	7	6.0
vs Florida	03/08/2024		14:09	4-5	.800	0-0	.000	0-2	.000	3	0	3	3.2	3	0	3	0	0	8	6.1
vs LSU	03/09/2024		05:08	0-2	.000	0-1	.000	0-0	.000	0	0	0	3.1	1	0	1	0	0	0	5.9
vs Marquette	03/23/2024		17:49	3-7	.429	0-0	.000	4-4	1.000	0	2	2	3.1	0	0	3	1	1	10	6.0
Totals			6:510:47	70-157	.446	8-16	.500	45-65	.692	25	73	98	3.1	49	15	48	16	18	193	6.0

Player Averages

Games Played	Minutes/game	Points/game	FG Pct	3FG Pct	FT Pct	Rebounds/game	Assists/game	Turnovers/game	Assist/Turnover ratio	Steals/game	Blocks/game
32	16.0	6.0	44.6	50.0	69.2	3.1	0.5	1.5	0.3	0.6	0.5

CAREER STATS

		Field Goals		3-Point		F-Throws		Rebounds				Scoring								
SEASON	TEAM	GP-GS	MIN/AVG	FG-FGA	FG%	3FG-3FGA	3FG%	FT-FTA	FT%	OFF	DEF	TOT	AVG	PF-FO	A	TO	BLK	STL	PTS	AVG
2022-23	AUB	28-27	597/21.3	79-182	.434	0-8	.000	43-55	.782	54	77	131	4.7	73-0	7	37	24	25	201	7.2
2023-24	OM	32-6	511/16.0	70-157	.446	8-16	.500	45-65	.692	25	73	98	3.1	49-0	15	48	16	18	193	6.0
TOTAL FOR OM		32-6	511/16.0	70-157	.446	8-16	.500	45-65	.692	25	73	98	3.1	49-0	15	48	16	18	193	6.0
TOTAL		60-33	1108/18.5	149-339	.440	8-24	.333	88-120	.733	79	150	229	3.8	122-0	22	85	40	43	394	6.6

THE RICHARDSON FILE

BIRTHDAY	AUGUST 31, 2004
MAJOR	INTEGRATED MARKETING COMM.
OTHER REBELS TO WEAR #33	
Cynthia Autry	1986-87-88-89
Susan Carpenter	1975
Jennie Gadd	1997-98-99
Sherry King	1981-82
Antrice McGill	1990-91

CAREER HIGHS

- Points: 21, vs. Tennessee (01/28/24)
- Rebounds: 16, vs. Florida (01/30/23)
- Assists: 2, 4x, last vs. Florida (01/25/24)
- Steals: 4, vs. Alcorn St. (12/30/23)
- Blocks: 3, last vs. Oklahoma (11/09/23)
- Field Goals: 9, vs. Tennessee (01/28/24)
- Free Throws: 7, vs. Temple (11/15/23)
- Three Pointers: 2, vs. Tennessee (01/28/24)

SEASON HIGHS

- Points: 21, vs. Tennessee (01/28/24)
- Rebounds: 7, 2x, last vs. Michigan (11/20/23)
- Assists: 2, 3x, last vs. Florida (01/25/24)
- Steals: 4, vs. Alcorn St. (12/30/23)
- Blocks: 2, 4x, last vs. Auburn (01/11/24)
- Field Goals: 9, vs. Tennessee (01/28/24)
- Free Throws: 7, vs. Temple (11/15/23)
- Three Pointers: 2, vs. Tennessee (01/28/24)

SEASON SUPERLATIVES

- Double-Figure Points: 6x, last vs. Marquette (03/23/24)
- Double-Figure Rebounds: --
- Double-Doubles: --
- 5+ Rebounds: 5x, last vs. Arkansas (03/03/24)
- 5+ Assists: --
- Led Team in Points: 1x, vs. Temple (11/15/23)
- Led Team in Rebounds: 1x, vs. Michigan (11/20/23)
- Led Team in Assists: 1x, vs. Howard (11/18/23)

rhema
35 COLLINS

Nassau, Bahamas • The Webb School (Tenn.)

Freshman • Forward • 6-2

NOTES

HIGH SCHOOL

- Integral part in The Webb School winning back-to-back Tennessee Division II-A State Championships in 2021 and 2022
- Represented the Bahamas at the 2019 Centrobasket U17 Women's Championship
- Second Bahamian to play under McPhee-McCuin at Ole Miss, joining former Rebel Valerie Nesbitt (2020-21)

PERSONAL

- Born January 8, 2005
- Daughter of Angela and Steve Collins

THE COLLINS FILE	
BIRTHDAY	JANUARY 8, 2005
MAJOR	EXERCISE SCIENCE

OTHER REBELS TO WEAR #35	
Jan Barnett	1977-78-79-80
Tarsha Bethley	1996-97-98-99
Vikki Craig	1983, 1985-86
Shawn Goff	2006-07-08-09
Michelle Hartzog	1987-88-89-90
Dorianne Johnson	1993-94
Liz Marable	1980-81

CAREER HIGHS	
Points: 5, vs. MVSU (12/12/23)	
Rebounds: 4, 2x, last at Kentucky (02/29/24)	
Assists: 1, 3x, last vs. Arkansas (03/03/24)	
Steals: 1, at Southern Miss (12/02/23)	
Blocks: 2, vs. MVSU (12/12/23)	
Field Goals: 1, 2x, last vs. MVSU (12/12/23)	
Free Throws: 3, 2x, last vs. Alcorn St. (12/30/23)	
Three Pointers: 1, at Southern Miss (12/02/23)	

SEASON HIGHS	
Points: 5, vs. MVSU (12/12/23)	
Rebounds: 4, 2x, last at Kentucky (02/29/24)	
Assists: 1, 3x, last vs. Arkansas (03/03/24)	
Steals: 1, at Southern Miss (12/02/23)	
Blocks: 2, vs. MVSU (12/12/23)	
Field Goals: 1, 2x, last vs. MVSU (12/12/23)	
Free Throws: 3, 2x, last vs. Alcorn St. (12/30/23)	
Three Pointers: 1, at Southern Miss (12/02/23)	

SEASON SUPERLATIVES	
Double-Figure Points:	
Double-Figure Rebounds:	
Double-Doubles:	
5+ Rebounds:	
5+ Assists:	
Led Team in Points:	
Led Team in Rebounds:	
Led Team in Assists:	

SEASON GAME-BY-GAME

Opponent	Date	GS	MIN	Total			3-Pointers			Free throws			Rebounds				PF	A	TO	BLK	STL	PTS	AVG
				FG-FGA	PCT	3FG-3FGA	PCT	FT-FTA	PCT	OFF	DEF	TOT	AVG										
Louisville	11/29/2023		03:54	0-0	.000	0-0	.000	0-0	.000	0	0	0	0	0	0	0	0	0	0	0	0	0.0	
at Southern Miss.	12/02/2023		12:37	1-3	.333	1-1	1.000	0-0	.000	0	2	2	1.0	2	1	1	0	1	3	1.5			
Mississippi Val.	12/12/2023		05:06	1-2	.500	0-0	.000	3-5	.600	2	0	2	1.3	1	0	1	2	0	5	2.7			
at South Alabama	12/18/2023		02:15	0-0	.000	0-0	.000	0-0	.000	0	0	0	1.0	1	0	0	0	0	0	2.0			
Alcorn	12/30/2023		06:38	0-0	.000	0-0	.000	3-4	.750	2	2	4	1.6	0	0	0	0	3	2.2				
Auburn	01/11/2024		02:01	0-0	.000	0-0	.000	0-0	.000	0	0	0	1.3	0	1	0	0	0	1.8				
at South Carolina	02/04/2024		05:31	0-0	.000	0-0	.000	0-0	.000	1	1	2	1.4	1	0	1	0	0	1.6				
Georgia	02/22/2024		05:48	0-2	.000	0-0	.000	0-0	.000	0	0	0	1.3	0	0	1	0	0	1.4				
at Missouri	02/26/2024		01:33	0-0	.000	0-0	.000	0-0	.000	0	1	1	1.2	1	0	0	0	0	1.2				
at Kentucky	02/29/2024		06:00	0-1	.000	0-0	.000	0-0	.000	1	3	4	1.5	1	0	0	0	0	1.1				
Arkansas	03/03/2024		03:38	0-1	.000	0-0	.000	0-0	.000	1	0	1	1.5	0	1	0	0	0	1.0				
Totals		0	55:01	2-9	.222	1-1	1.000	6-9	.667	7	9	16	1.5	7	3	4	2	1	11	1.0			

Player Averages

Games Played	Minutes/game	Points/game	FG Pct	3FG Pct	FT Pct	Rebounds/game	Assists/game	Turnovers/game	Assist/Turnover ratio	Steals/game	Blocks/game
11	5.0	1.0	22.2	100.0	66.7	1.5	0.3	0.4	0.8	0.1	0.2

CAREER STATS

				Field Goals		3-Point		F-Throws		Rebounds				Scoring						
SEASON	TEAM	GP-GS	MIN/AVG	FG-FGA	FG%	3FG-3FGA	3FG%	FT-FTA	FT%	OFF	DEF	TOT	AVG	PF-FO	A	TO	BLK	STL	PTS	AVG
2023-24	OM	11-0	55/5.0	2-9	.222	1-1	1.000	6-9	.667	7	9	16	1.5	7-0	3	4	2	1	11	1.0
TOTAL		11-0	55/5.0	2-9	.222	1-1	1.000	6-9	.667	7	9	16	1.5	7-0	3	4	2	1	11	1.0



1 **KK DEANS**
Gr. • G • 5-8



2 **MARQUASHA DAVIS**
Sr. • G • 6-0



3 **KENNEDY TODD-WILLIAMS**
Sr.* • G • 6-0



5 **SNUDDA COLLINS**
Sr.* • F • 6-1



10 **J'ADORE YOUNG**
Fr. • C • 6-4



12 **MARIJA AVLIJAS**
Fr. • G • 5-11



13 **MARIYAH NOEL**
Fr. • G • 5-11



20 **AYANNA THOMPSON**
So. • G • 6-1



21 **ZAKIYA STEPHENSON**
Fr. • G • 5-4



22 **TYIA SINGLETON**
Gr. • F • 6-2



23 **ELAUNA EATON**
Jr. • G • 6-0



24 **MADISON SCOTT**
Sr.* • F • 6-2



32 **RITA IGBOKWE**
Sr. • C • 6-4



33 **KHARYSSA RICHARDSON**
So. • F • 6-2



35 **RHEMA COLLINS**
Fr. • F • 6-2



YOLETT MCPHEE-MCCUIN
HEAD COACH



CHRIS AYERS
ASSISTANT COACH



PATRICK HENRY
ASSISTANT COACH




BOJAN JANKOVIC
ASSISTANT COACH



ERIKA SISK
ASSISTANT COACH



JAIDA WILLIAMS
ASSISTANT COACH



MICHONNE GAMBLE-RIVERS
ASST. AD-PLAYER ENGAGEMENT



CHELSEA WOLF
COORD. BASKETBALL OPS.



JACOB WHITEHEAD
COORD. VIDEO SERVICES



ZACHARY HOPP
COORD. OF SCOUTING



BRIANNA PATON
ASST. DIRECTOR RECRUITING



TEVIN SHEARS
CREATIVE CONTENT

2023-24 RESULTS

23-8 (12-4)

Nov. 6	W 91-44	Queens
Nov. 9	L 70-80	Oklahoma
Nov. 15	W 80-63	Temple
Nov. 18	W 67-54	Howard
Nov. 19	W 56-47	Arizona
Nov. 20	W 60-49	Michigan
Nov. 25	W 58-45	Little Rock
Nov. 29	L 58-64	Louisville
Dec. 2	L 59-61	@ Southern Miss
Dec. 12	W 84-56	MVSU
Dec. 18	W 64-41	@ South Alabama
Dec. 21	W 62-47	@ Ark.-Pine Bluff
Dec. 30	W 72-37	Alcorn State
Jan. 4	W 55-45	@ Alabama
Jan. 7	L 73-84	LSU
Jan. 11	W 58-55	Auburn
Jan. 14	L 57-69	@ MSU
Jan. 21	W 69-59	@ Georgia
Jan. 25	W 81-70	Florida
Jan. 28	W 80-75	Tennessee
Feb. 1	W 67-61	@ Vanderbilt
Feb. 4	L 56-85	@ South Carolina
Feb. 8	L 52-73	Texas A&M
Feb. 15	W 77-67	@ Florida
Feb. 18	W 75-71	MSU
Feb. 22	W 73-51	Georgia
Feb. 26	W 66-45	@ Missouri
Feb. 29	W 75-45	@ Kentucky
March 3	W 87-43	Arkansas
March 8	W 84-74	Florida (SEC Tournament)
March 9	L 67-75	LSU (SEC Tournament)