

# NOTRE DAME

## Football



GAME  
**01**

7:30 PM ET

**NO. 7/7**

**NO. 20/20**

---

**SATURDAY, AUGUST 31, 2024 | KYLE FIELD, I COLLEGE STATION, TX**

Marcus Freeman  
Third season (19-8)  
Same at ND

Mike Elko  
Third season (16-9)  
First season at A&M

### 2024 SCHEDULE

Date	ND Rank	Opp Rank	Opponent	Location	TV	Time ET
8-31	7/7	20/20	at Texas A&M	Kyle Field	ABC	7:30 p.m.
9-7			Northern Illinois	Notre Dame Stadium	NBC	3:30 p.m.
9-14			at Purdue	Ross-Ade Stadium	CBS	3:30 p.m.
9-21		--/ RV	Miami (Ohio)	Notre Dame Stadium	NBC	3:30 p.m.
9-28		RV/ RV	Louisville	Notre Dame Stadium	Peacock	3:30 p.m.
10-12			Stanford	Notre Dame Stadium	NBC	3:30 p.m.
10-19			at Georgia Tech	Mercedes-Benz Stadium	TBA	TBA
10-26			at Navy	MetLife Stadium	ABC/ ESPN	Noon
11-9		10/10	Florida State	Notre Dame Stadium	NBC	7:30 p.m.
11-16			Virginia	Notre Dame Stadium	NBC	3:30 p.m.
11-23			Army	Yankee Stadium (Shamrock Series)	NBC	7 p.m.
11-30		23/23	at Southern Cal	LA Memorial Coliseum	TBA	TBA

**BROADCAST:** ABC | Chris Fowler, Kirk Herbstreit, Holly Rowe  
**RADIO:** Notre Dame Football Radio Network | Local stations and Sirius XM Channel 129 | Tony Simeone, Ryan Harris ('07)

### NOTRE DAME SEASON OPENERS

- All-time: 110-18-5 (.846)
- Notre Dame has won six of its last seven season openers.
- In the 110 seasons Notre Dame has won its opener, the Irish have gone on to post a winning record 93.6 percent of those campaigns (103 of 110).
- In 12 of the last 14 seasons, the Irish have scored the first points in the season's opening game. Since 1958, Notre Dame is 39-5 (.886) in the season opener when scoring first, while they are 14-6 when the opponent registers the first score.
- With the No.7 vs. No. 20 matchup at Texas A&M, Notre Dame has played a season-opening matchup in which both teams are ranked in two of the past three seasons. Overall, Notre Dame's record in season openers when both teams are ranked is 14-3-1. Notre Dame's record in those games when playing as the visitor is 4-2-1.
- 2024 marks the fourth-straight season the Irish will start a season away from Notre Dame Stadium (2021 at Florida State, 2022 at Ohio State, 2023 vs. Navy at Aviva Stadium in Dublin). It is the first time in program history that the Irish have started four-straight seasons away from Notre Dame Stadium.

### NOTRE DAME - TEXAS A&M SERIES HISTORY

- Notre Dame and Texas A&M will be meeting for the sixth time overall and the second time with the Aggies as the host. Notre Dame leads the series 3-2, with the Irish 1-0 at home, 0-1 on the road and 2-1 at neutral sites (all three neutral site meetings were at the Cotton Bowl - 1987, 1992 and 1993)
- Texas A&M won the most recent meeting of the two teams back in 2001 (24-3)
- Of the five previous matchups between the two teams, three of those meetings saw both teams ranked in the top 15. This meeting will mark the fourth of six meetings in which both teams are ranked in the top 25.

### WHAT'S INSIDE

Media Information/Availability Update .....	2
By the Numbers.....	3
Assistant Coach Gameday Locations .....	3
University Information .....	3
Two-Deep Tidbits.....	4-5
Roster/Pronunciations.....	6-7
Coaching Information.....	8-10
Player/Team Notes .....	11-16
Matchup Notes.....	17
Season Notes.....	18-19
National Awards.....	20
National Polls .....	21
Starter History.....	22
The Last Time .....	23-28
2023 In Review.....	29-37
Player Career Stats .....	38
2023 Season Stats.....	57

**WEEKLY MEDIA SCHEDULE**

SUN.	MON.	TUES.	WED.	THURS.	FRI.	SAT.
No media availability  <b>by Noon ET</b> Interview requests for student-athletes or for any other feature ideas for the week must be submitted to Katy Lonerger (klonerger2@nd.edu)	<b>Noon ET</b> Media Lunch  <b>12:30 p.m. ET</b> Dick Corbett Head Football Coach Marcus Freeman Weekly Press Conference	<b>5:45 p.m. ET</b> (timing subject to change) Select student-athletes available for interviews post-practice	No media availability	<b>Noon ET</b> Dick Corbett Head Football Coach Marcus Freeman late week Zoom availability	No media availability	<b>7:30 p.m. ET</b> Notre Dame at Texas A&M, postgame media availability

**MARCUS FREEMAN AVAILABILITY**

- Dick Corbett Head Football Coach Marcus Freeman conducts a weekly press conference each Monday of a game week in person in the Notre Dame Stadium Media Room and also available via Zoom.
- The half hour weekly conference previews the upcoming game and is available to watch live on YouTube (search Notre Dame athletics). Coach Freeman also holds a brief Zoom on Thursdays of game weeks
- To obtain the link for Monday or Thursday's Zoom, media members should contact Sarah Miesle (smiesle@nd.edu).
- For any other Coach Freeman interview requests, media members should contact Katy Lonerger (klonerger2@nd.edu).

**STUDENT-ATHLETE INTERVIEWS**

- Media members are not permitted to directly contact student-athletes, coaches or support staff to arrange interviews.
- This policy becomes active when any new student-athlete to the roster arrives on campus (for example, in January as an early-enrollees or in June as summer workouts begin). This policy then continues from that point throughout the entirety of their Notre Dame career.
- In-season interviews with selected Notre Dame student-athletes will occur on a weekly basis Tuesday during each game week in person at the Irish Athletics Center.
- Interview requests for student-athletes on a weekly basis or for any other feature ideas (including print media, podcasts and video interviews) must be submitted to Katy Lonerger (klonerger2@nd.edu). The in-season deadline for weekly Tuesday interviews after practice is 12 p.m. ET the Sunday before the proposed interview.
- A player availability schedule will be distributed before each interview session during the season.

**GAME NOTES/DISTRIBUTION LIST**

- All media members will be provided with access to game notes on Monday of game week at FightingIrish.com/ndfbmedia and they also will be distributed via our email distribution list.
- Contact Claire Cunningham (ckramer@nd.edu) if you need to be added to the distribution list.

**FIGHTINGIRISH.COM/PRESSBOX**

- All Notre Dame football information is available at FightingIrish.com/pressbox, which provides access to game notes, student-athlete and coaching staff headshots, updated season statistics, interview session video archives and more.

**MEDIA GUIDELINES**

- A document with media guidelines for Notre Dame home football games is emailed to each accredited member of the media before each game. Credentialed media are responsible for reading the guidelines and adhering to the policies.
- To request a copy of Notre Dame football's full media guidelines, email Claire Cunningham at ckramer@nd.edu, or visit fightingirish.com/pressbox.

**AVAILABILITY UPDATES**

- Beginning this season, Notre Dame Football will introduce an availability reporting structure in an effort to streamline communication surrounding student-athlete availability.
- In each week's Monday game notes, the program will provide a list of all student-athletes who have availability affected for the week. They will be classified as out for the season, out for that week's game, or questionable for that week's game, as well as the general ailment.

**NOTRE DAME FOOTBALL ATHLETIC COMMUNICATIONS**



**KATY LONERGER** - Associate Athletics Director, Strategic and Football Communications, Advisor to the Head Football Coach  
klonerger2@nd.edu | 785-764-9941  
game day location - field

main contact for: Coach Freeman, student-athlete interviews



**CLAIRE (KRAMER) CUNNINGHAM** - Director of Football Communications  
ckramer@nd.edu | 913-952-6454  
game day location - press box, middle, third seating level

main contact for: assistant coaches, day-to-day media operations, game notes, award nominations



**SARAH MIESLE** - Associate Athletics Communications Director  
smiesle@nd.edu | 608-487-3858  
game day location - field

main contact for: team statistics, photo requests, weekly and postgame press conference coordinator



**ALAN WASIELEWSKI** - Assistant Athletics Director, Team Communications  
awasiele@nd.edu | 574-532-4167  
game day location - press box, middle, third seating level

main contact for: credentials/parking, media guide, football historian

- Before each game, Notre Dame will continue to release an availability update roughly 60 minutes prior to kickoff that will confirm or update the availability of any student-athlete listed on that week's depth chart.
- As the information will be readily available, Notre Dame coaches and student-athletes will not comment on or provide additional information on availability in press conferences or interviews throughout the week.

**WEEK ONE AVAILABILITY UPDATE**

- No. 19 CB Marty Auer - Out for the season (knee)
- No. 93 DL Quentin Autry - Out for the season (shoulder)
- No. 31 S Taebron Bennie-Powell - Out for the season (shoulder)
- No. 49 CB Charles Du - Out for the season (shoulder)
- No. 56 OL Charles Jagusah - Out for the season (shoulder)
- No. 16 S Tae Johnson - Out for the game (foot)
- No. 43 LB Kahanu Kia - Out for the season (knee)
- No. 3 Gi'Bran Payne - Out for the season (knee)
- No. 71 OL Styles Prescod - Out for the season (shoulder)
- No. 97 DL Gabriel Rubio - Out for the game (foot)
- No. 18 CB Chance Tucker - Out for the season (knee)

**IRISH ITEMS - BY THE NUMBERS**

<b>2nd</b>	Leading the nation in interceptions with seven in 2023 and earning national defensive player of the week honors twice, <b>Xavier Watts</b> became the second Notre Dame player to win the Bronko Nagurski Trophy as the nation's best defensive player (Manti Te'o won the award in 2012).
<b>2</b>	Notre Dame is one of just two FBS programs (Auburn) that have three or more receivers who were the leading receiver (either in yards or receptions) on an FBS roster in 2023: Tight end <b>Mitchell Evans</b> (led Notre Dame with 29 receptions); wide receiver <b>Jayden Harrison</b> (led Marshall with 410 receiving yards); and wide receiver <b>Kris Mitchell</b> (led FIU in both receptions and yards - 64 receptions for 1,118 yards).
<b>3rd</b>	<b>Xavier Watts</b> became just the third Notre Dame player to lead the nation in interceptions in 2023, picking off seven passes. He is the first Irish player to pace the country since Mike Townsend intercepted 10 passes in 1972. Tony Carey (eight) also led the country in interceptions in 1964.
<b>5th</b>	Notre Dame finished the 2023 season ranked fifth in FBS for total defense (276.3), the program's best effort since 1980 (4th). The Irish also led the nation in pass efficiency defense (97.09).
<b>7</b>	The 40-8 Sun Bowl victory over No. 21 Oregon State not only earned second-year Dick Corbett Head Football Coach <b>Marcus Freeman</b> his first campaign with 10 victories, it also was his team's seventh victory over an Associated Press-ranked team in his first two years leading the program - breaking Terry Brennan's previous program record of six in 1954 and 55.
<b>8</b>	The Irish gave up just eight touchdowns to visiting teams in Notre Dame Stadium in 2023, the least amount since the 2012 team held their opponents to six touchdowns.
<b>10</b>	Notre Dame finished the 2023 season ranked seventh in both scoring defense (15.9 ppg) and offense (39.2) - joining Georgia (5th, 5th) and Oregon (9th, 2nd) as the only FBS programs to rank among the top 10 in both statistical categories. The joint top-10 finishes in both statistics mark the first time Notre Dame has achieved that feat since 1973 when the Irish were eighth in scoring offense (35.8) and third in scoring defense (6.6).
<b>10</b>	Including 2024, Notre Dame has started the season ranked in the Top 10 of the AP poll 27 times. Of the 26 prior seasons that began in the Top 10, the Irish have also completed the season still ranked in the Top 10 18 times.
<b>14th</b>	The Irish finished the 2023 season ranked 14th in the Associated Press poll, marking the seventh-straight campaign and 10 of the last 12 Notre Dame has appeared in the final AP ranking. That seven-season final AP ranking streak is the best run for the Notre Dame program since the Irish finished in the AP Top 25 11 consecutive seasons from 1964-74.
<b>66</b>	Notre Dame scored 66 touchdowns in 2023, which is the most in the history of the program, surpassing the previous record of 61 in 2019.

<b>ASSISTANT COACH GAMEDAY LOCATIONS</b>		
<b>Coach</b>	<b>Role</b>	<b>Location</b>
Al Golden	Defensive Coordinator	Field
Mike Denbrock	Off. Coord/Tight Ends	Field
Marty Biagi	ST Coord./ Asst. DBs	Field
Mike Brown	Wide Receivers	Field
Max Bullough	Linebackers	Field
Gino Guidugli	QB's/Pass Game Coord.	Press Box
Deland McCullough	RB's/Assoc. Head Coach	Field
Mike Mickens	DB's/Def. Pass Game Coord.	Field
Joe Rudolph	Offensive Line	Field
Al Washington	D-Line/Def. Run Game Coord.	Field

**UNIVERSITY INFORMATION**

Location .....	Notre Dame, Indiana
Founded .....	1842
Nickname.....	Fighting Irish
Colors.....	Blue and Gold
Enrollment .....	8,968 (undergraduates), 13,174 (total)
Stadium.....	Notre Dame Stadium (FieldTurf/77,622)
President.....	Rev. Robert Dowd, C.S.C.
Provost .....	John T. McGreevy
NCAA Faculty Representative.....	Patricia Bellia
University VP/James E. Rohr Director of Athletics.....	Pete Bevacqua

**FOOTBALL INFORMATION**

Offensive Formation .....	Multiple
Defensive Formation .....	Multiple
2023 Overall Record.....	10-3   Sun Bowl Champion
Final Ranking.....	#14 AP   #14 Coaches   #16 CFP (pre-bowl)
Off./De. Starters From 2023 Returning/Lost .....	11/11
Offensive Starters From 2023 Returning/Lost.....	6/5
Defensive Starters From 2023 Returning/Lost.....	5/6
Special Teams Starters From 2023 Returning/Lost .....	1/2
Monogram Winners From 2023 Returning/Lost.....	32/38
All-Time Record .....	969-338-42*
All-Time Record At Home .....	522-131-13*
All-Time Record On The Road .....	319-164-23
All-Time Record In Neutral Venues.....	127-44-6
First Year of Football .....	1887
Years Of Football.....	2024 is the 136th year of Notre Dame Football

**NOTRE DAME OFFENSE**

Pos.	No.	Name	Ht.	Wt.	Class	Elig.*
<b>WR</b>	5	Beaux Collins	6-2	202	Gr.	Sr.
<b>or</b>	83	Jayden Thomas	6-2	218	Sr.	Jr.
<b>WR</b>	1	Jaden Greathouse	6-1	215	So.	So.
<b>or</b>	2	Jayden Harrison	5-10	198	Gr.	Sr.*
<b>LT</b>	54	Anthonie Knapp	6-4	291	Fr.	Fr.
	79	Tosh Baker	6-8	320	Gr.	Sr.
<b>LG</b>	72	Sam Pendleton	6-4	305	So.	Fr.
	50	Rocco Spindler	6-5	331	Gr.	Jr.
<b>C</b>	70	Ashton Craig	6-4	308	Jr.	So.
	78	Pat Coogan	6-5	310	Sr.	Jr.
<b>RG</b>	74	Billy Schrauth	6-5	315	Jr.	So.
	75	Sullivan Absher	6-7	321	So.	Fr.
<b>RT</b>	59	Aamil Wagner	6-6	290	Jr.	So.
	76	Guerby Lambert	6-7	318	Fr.	Fr.
<b>TE</b>	88	Mitchell Evans	6-5	260	Sr.	Sr.
	87	Cooper Flanagan	6-6	257	So.	So.
<b>or</b>	9	Eli Raridon	6-7	250	Jr.	Jr.
<b>WR</b>	6	Jordan Faison	5-10	182	So.	So.
<b>or</b>	10	Kris Mitchell	6-0	183	Gr.	Sr.*
<b>QB</b>	13	Riley Leonard	6-4	216	Sr.	Sr.
	18	Steve Angeli	6-2	205	Jr.	So.
<b>RB</b>	4	Jeremiyah Love	6-0	206	So.	So.
<b>or</b>	24	Jadarian Price	5-10	203	Jr.	So.
	20	Aneyas Williams	5-10	200	Fr.	Fr.
	22	Devyn Ford	5-11	200	Gr.	Sr.*

**NOTRE DAME SPECIAL TEAMS**

Pos.	No.	Name	Ht.	Wt.	Class	Elig.*
<b>KO</b>	98	Mitch Jeter	5-11	195	Gr.	Sr.*
<b>PK</b>	98	Mitch Jeter	5-11	195	Gr.	Sr.*
<b>P</b>	16	James Rendell	6-6	219	Gr.	Sr.
	90	Eric Goins	6-2	207	Gr.	Sr.
<b>LS</b>	49	Andrew Kros	6-3	222	So.	So.
	39	Rino Monteforte	5-7	198	Jr.	Jr.
<b>SS</b>	39	Rino Monteforte	5-7	198	Jr.	Jr.
	49	Andrew Kros	6-3	222	So.	So.

- **Mitch Jeter** joins the Irish from South Carolina, with a career 92.0 percent field-goal rate (23-25), connecting on 77-80 extra points. **James Rendell** hails from Melbourne, Australia, and made a mark in Australian football with the Victorian Football League before making the move to the United States this offseason.

**TWO-DEEP TIDBITS - OFFENSE**

- **Jayden Thomas** entered 2023 season as Notre Dame's leading returning receiver and served in that role in the first four games of the year, catching 12 passes for over 180 yards and a touchdown.
- **Beaux Collins** recorded 91 receptions for 1,290 yards and 11 touchdowns in 1,578 offensive snaps over 32 games (27 starts) at Clemson from 2021-23. He broke out late in his true freshman season with 31 catches for 407 yards and three touchdowns
- **Jaden Greathouse** was the first Irish true freshman wideout to catch two touchdown passes in his first-career game (against Navy). His five touchdown catches during a rookie campaign are the most for a Notre Dame true freshman since 2016
- **Jayden Harrison** was a first-team All-American as a kick returner at Marshall last season, tying for the FBS lead with two kick return touchdowns in 2023. In 2023, Harrison played in all 13 games for Marshall (started four), totaling 28 receptions for 410 yards (14.6 yards per reception) and a touchdown.
- **Kris Mitchell**, a transfer from FIU, led CUSA and ranked in the Top 20 nationally in receiving yards in 2023 (1,118 - 18th nationally) and receiving yards per game (93.2 - 13th nationally). Mitchell owns 100 career receptions for 1,663 yards and 11 touchdowns.
- **Jordan Faison** joined the Notre Dame football team as a walk on and made his collegiate athletics debut at No. 25 Louisville in 2023, and was put on football scholarship. He would end the season with 19 catches for 322 yards and four touchdowns, capping the year by earning Sun Bowl MVP honors with five catches for 115 yards and a touchdown.
- Notre Dame's offensive line presents some new faces in 2024 with the departures of NFL Draftees Joe Alt and Blake Fisher. **Pat Coogan, Ashton Craig, Billy Schrauth, Tosh Baker, Rocco Spindler and Charles Jagusah** own starting experience. Jagusah will miss 2024 with a torn right pectoralis muscle. Irish linemen **Aamil Wagner, Sam Pendleton and Anthonie Knapp** will look to see action with a group of returners with 34 starts among them
- **Mitchell Evans** had a breakout season in 2023 before being sidelined with an injury. He played in eight games as a junior, starting seven, and ended the season as the team's top receiving target, averaging 52.8 yards per game. Through those eight games, Evans totaled 29 receptions for 422 yards and a touchdown during the season, averaging 14.6 yards per catch. With Evans' injury, **Cooper Flanagan and Eli Raridon** saw action in 2023, each scoring a touchdown, and will look to have an increased role in 2024.
- **Riley Leonard** enters his senior season and first with Notre Dame coming off a Duke career as one of the ACC's premier quarterbacks. In 2023, Leonard started all seven games in which he played for Duke, going 95-for-165 and 1,102 yards (57.5 percent completion rate) and three touchdowns. He rushed 58 times for 352 yards (44-yard long) and four touchdowns on the season. In 2022 as a sophomore, he was one of three FBS quarterbacks to amass more than 2,900 passing yards and 695 rushing yards, joining LSU's Jayden Daniels and North Carolina's Drake Maye.
- **Steve Angeli** made the most of his first-career start in the 2023 Sun Bowl completing 15 of 19 passes for 232 yards and three touchdowns. Prior to that game, he went 19-for-25 passing with four touchdowns in seven relief appearances.
- With the departure of NFL Draft pick Audric Estimé, **Jeremiyah Love and Jadarian Price** are poised to lead the Irish running backs in 2024. In his true freshman season, Love rushed for 385 yards on 71 carries, seeing at least three carries in all 13 games. Sideline for his true freshman campaign in 2022 with an injury, Price flashed his big-play potential throughout the 2023 season. That potential included a touchdown run on his first career carry, a touchdown reception on his second career catch and a 99-yard kickoff return against No. 10 Southern Cal on his fifth career return opportunity.

**NOTRE DAME DEFENSE**

Pos.	No.	Name	Ht.	Wt.	Class	Elig.*
<b>VYP</b>	12	Jordan Botelho	6-3	258	Gr.	Sr.*
	5	Boubacar Traore	6-4	240	So.	Fr.
<b>or</b>	44	Junior Tuihalamaka	6-2	246	Jr.	Jr.
<b>DT</b>	99	Rylie Mills	6-5	295	Gr.	Sr.*
	47	Jason Onye	6-5	289	Sr.	Jr.
	88	Armel Mukam	6-3	302	So.	Fr.
<b>DT</b>	56	Howard Cross III	6-1	288	Gr.	Sr.*
	41	Donovan Hinish	6-2	274	Jr.	So.
<b>DE</b>	9	RJ Oben	6-3	262	Gr.	Sr.*
	40	Joshua Burnham	6-4	247	Jr.	So.
<b>or</b>	30	Bryce Young	6-7	258	Fr.	Fr.
<b>WILL</b>	24	Jack Kiser	6-2	231	Gr.	Sr.*
	4	Jaiden Ausberry	6-2	216	So.	Fr.
<b>or</b>	27	Kyngstonn Viliamu-Asa	6-3	240	Fr.	Fr.
<b>MIKE</b>	34	Drayk Bowen	6-2	239	So.	So.
	27	Kyngstonn Viliamu-Asa	6-3	250	Fr.	Fr.
<b>ROV</b>	3	Jaylen Sneed	6-1	222	Jr.	So.
	4	Jaiden Ausberry	6-2	216	So.	Fr.
<b>NICKEL</b>	10	Jordan Clark	5-10	181	Gr.	Sr.*
	21	Karson Hobbs	6-1	184	Fr.	Fr.
<b>CB</b>	20	Benjamin Morrison	6-0	190	Jr.	Jr.
	15	Leonard Moore	6-2	187	Fr.	Fr.
<b>BOUND</b>	8	Adon Shuler	6-0	200	So.	Fr.
	28	Luke Talich	6-4	208	So.	So.
<b>or</b>	23	Kennedy Urlacher	5-11	196	Fr.	Fr.
<b>FIELD</b>	0	Xavier Watts	6-0	203	Gr.	Sr.
	2	Rod Heard II	5-11	195	Gr.	Sr.*
<b>CB</b>	29	Christian Gray	6-0	187	So.	So.
	7	Jaden Mickey	6-0	178	Jr.	Jr.

**NOTRE DAME SPECIAL TEAMS**

Pos.	No.	Name	Ht.	Wt.	Class	Elig.*
<b>HLD</b>	26	Chris Salerno	5-11	208	Sr.	Sr.
	81	Jack Polian	6-0	183	Sr.	Sr.
<b>PR</b>	6	Jordan Faison	5-10	182	So.	So.
<b>or</b>	1	Jaden Greathouse	6-1	215	So.	So.
<b>KR</b>	2	Jayden Harrison	5-10	198	Gr.	Sr.*
<b>or</b>	4	Jeremiah Love	6-0	206	So.	So.
<b>or</b>	24	Jadarian Price	5-10	203	Jr.	So.

**TWO-DEEP TIDBITS - DEFENSE**

- **Jordan Botelho** recorded 32 tackles and four sacks in his first full season as Notre Dame's starting Vyper defensive end. He was named the Sun Bowl Lineman of the Game. **Boubacar Traore** posted his first career sack in the victory over No. 10 Southern Cal in 2023. **Junior Tuihalamaka** appeared in all 13 games in 2023 while posting 10 tackles.
- **Rylie Mills** was named a 2024 team captain and was a disruptive force on the Irish defensive line in 2023. See page 14 for more information on Mills. **Jason Onye** emerged as a dependable reserve defensive lineman for the Irish in 2023. He also blocked two field goal attempts during the season, one of which came during his five-tackle performance against Tennessee State.
- **Howard Cross III** established himself as one of the top playmaking interior defensive linemen in the country during the 2023 season. See page 13 for more information on Cross. **Donovan Hinish** appeared in nine games in 2023 and posting a career-best four stops in the win over Central Michigan.
- **RJ Oben** transferred from Duke in the offseason with 34 career starts and 50 games played. He has posted 67 tackles on his career, with 14.5 sacks (loss of 91 yards), five forced fumbles, two passes defended and an interception. **Joshua Burnham** finished the 2023 season with 18 tackles, four tackles-for-loss and a sack. **Bryce Young** is a four-star true freshman and was an Adidas All-American as a high school senior.
- **Jack Kiser** leads a linebacker room with young talent. A team captain, Kiser will make a run for the Notre Dame career games played record. See page 14 for more information on Kiser. **Jaiden Ausberry** appeared in four regular-season games in 2023, preserving his eligibility. **Kyngstonn Viliamu-Asa** is a highly-touted five-star linebacker who was a finalist for the high school Butkus Award in 2023. **Drayk Bowen** appeared in 12 games in 2023 (missing one contest with an injury) and recorded 14 stops and a forced fumble. **Jaylen Sneed** appeared in all 13 games in 2023, totaling 14 tackles, five QB hurries and two PBU
- **Jordan Clark** joins the Irish from Arizona State with 22 career starts and 39 games played. Throughout his college career, he has snagged three interceptions (one for a touchdown) and 139 tackles (101 solo) with 6.5 TFL and 20 passes defended.
- **Benjamin Morrison** followed up his freshman All-America campaign in 2022 with an impressive 2023, intercepting three passes while making 31 tackles and breaking up 10 passes. See page 14 for more on Morrison.
- **Adon Shuler** retained a year of eligibility in 2023 while appearing in four regular-season games and the Sun Bowl. He showed his playmaking ability late in the season, posting all six career tackles in the final three games of the year. A preferred walk-on, **Luke Talich** quickly established himself as a special teams mainstay during his freshman season in 2023.
- True freshmen **Karson Hobbs**, **Leonard Moore** and **Kennedy Urlacher** have impressed in preseason camp. Moore and Urlacher both garnered one four-star ranking through recruitment. They will look to see playing time in their true freshman seasons.
- **Christian Gray** saw action in 12 games, made 11 tackles and flashed his potential to push for a starting job in 2024. He intercepted his first career pass against Pittsburgh and finished the year with a career-best three tackles in the Sun Bowl victory over Oregon State. **Jaden Mickey** saw action in all 13 games in 2023 and started in the Sun Bowl. His season highlight was a 43-yard interception return for a touchdown against Pittsburgh.
- **Xavier Watts** was the first Notre Dame player to intercept multiple passes in back-to-back games in 2023. Watts won the Bednarik Award and was a unanimous All-American. See page 13 for more on Watts. **Rod Heard II** spent his prior career at Northwestern, where he amassed 31 starts and 46 games played with 182 tackles, 11 for loss, two sacks and two interceptions, as well as 10 passes defended, five forced fumbles and a fumble recovery.

\* - Super Senior

Note: Class years are academic enrollment; Eligibility is in regards to on the field.



# NOTRE DAME FOOTBALL GAME NOTES

## ALPHABETICAL ROSTER/PRONUNCIATIONS

No.	Name	Pronunciation
75	Sullivan Absher	
60	Max Anderson	
18	Steve Angeli	Ann-JELL-ee
19	Marty Auer	like hour
4	Jaiden Ausberry	
93	Quentin Autry	
79	Tosh Baker	
91	William Bartel	Bar-tell
84	Kevin Bauman	B-ow-man
31	Taebron Bennie-Powell	Tay-bron
12	Jordan Botelho	Bo-TELL-ho
34	Drayk Bowen	Drake BOE-enn
48	Mickey Brown	
26	Tyler Buchner	Buck-ner
40	Joshua Burnham	
12	CJ Carr	
77	Ty Chan	
1	Jordan Clark	
5	Beaux Collins	Bo
0	Deion Colzie	
78	Pat Coogan	
70	Ashton Craig	
56	Howard Cross III	
25	Dylan Devezin	DEV-eh-zen
48	Marcello Diomede	Mar-chell-oh Dee-oh-med-ee
49	Charles Du	
32	Isaiah Dunn	
88	Mitchell Evans	
6	Jordan Faison	Fay-zonn
23	Justin Fisher	
87	Cooper Flanagan	
22	Devyn Ford	Dev-in
42	Henry Garrity	Gare (like stare)-itty
14	Micah Gilbert	
90	Eric Goins	Goh-ins
29	Christian Gray	
1	Jaden Greathouse	
2	Jayden Harrison	
2	Rod Heard II	
41	Donovan Hinish	HIGH-nish
21	Karson Hobbs	
98	Devan Houston	Dev-in Houston (like the city)
37	Max Hurlleman	Hurl-uh-man
56	Charles Jagusah	Jog-you-saw
33	Matt Jeffery	
98	Mitch Jeter	Jee-ter
16	Tae Johnson	Tay
73	Peter Jones	
36	Bodie Kahoun	Bow-dee Ka-hoon
43	Kahanu Kia	Ka-ha-new Kee-uh
24	Jack Kiser	KYE-zerr
54	Anthonie Knapp	Nap
49	Andrew Kros	Cross
76	Guerby Lambert	Gur-bee
85	Jack Larsen	
13	Riley Leonard	
4	Jeremiyah Love	
7	Jaden Mickey	
99	Rylie Mills	
8	Kenny Minchey	Minn-shee
13	Ben Minich	Minn-ick
10	Kris Mitchell	

## NUMERICAL ROSTER

No.	Name	Pos.	Ht.	Wt.	Cl.	Elg.	Hometown/High School
0	Deion Colzie	WR	6-4	211	Sr.	Jr.	McDonough, GA/Athens Academy
0	Xavier Watts	S	6-0	203	Gr.	Sr.	Omaha, NE/Harry A. Burke
1	Jordan Clark	S	5-10	182	Gr.	*Sr.	Baton Rouge, LA/University Lab/Arizona State
1	Jaden Greathouse	WR	6-1	215	So.	So.	Austin, TX/Westlake
2	Jayden Harrison	WR	5-10	198	Gr.	*Sr.	Antioch, TN/Pearl-Cohn/Marshall
2	Rod Heard II	S	5-11	195	Gr.	*Sr.	Farmington Hills, MI/Farmington Hills/Northwestern
3	Gi'Bran Payne	RB	5-9	203	Jr.	So.	Cincinnati, OH/LaSalle
3	Jaylen Sneed	LB	6-1	224	Jr.	So.	Hilton Head Island, SC/Hilton Head
4	Jaiden Ausberry	LB	6-2	216	So.	Fr.	Baton Rouge, LA/University Lab
4	Jeremiyah Love	RB	6-0	210	So.	So.	St. Louis, MO/Christian Brothers
5	Beaux Collins	WR	6-3	206	Gr.	Sr.	Los Angeles, CA/St. John Bosco/Clemson
5	Boubacar Traore	DL	6-4	243	So.	Fr.	Boston, MA/Catholic Memorial
6	Jordan Faison	WR	5-10	184	So.	So.	Fort Lauderdale, FL/Pine Crest
7	Jaden Mickey	CB	6-0	182	Jr.	Jr.	Eastvale, CA/Centennial
8	Kenny Minchey	QB	6-2	207	So.	Fr.	Hendersonville, TN/Pope John Paul II
8	Adon Shuler	S	6-0	200	So.	Fr.	Irvington, NJ/Irvington
9	RJ Oben	DL	6-3	265	Gr.	*Sr.	Montclair, NJ/St. Peter's Prep/Duke
9	Eli Raridon	TE	6-7	250	Jr.	Jr.	Des Moines, IA/Valley
10	Kris Mitchell	WR	6-0	186	Gr.	*Sr.	Jacksonville, FL/Mandarin/FIU
10	Laghan Thomas	DL	6-4	224	Fr.	Fr.	Katy, TX/Paetow
11	KK Smith	WR	6-0	178	So.	Fr.	Frisco, TX/Reedy
12	Jordan Botelho	DL	6-3	250	Gr.	*Sr.	Honolulu, HI/Saint Louis
12	CJ Carr	QB	6-3	210	Fr.	Fr.	Saline, MI/Saline
13	Riley Leonard	QB	6-4	216	Sr.	Sr.	Fairhope, AL/Fairhope/Duke
13	Ben Minich	S	6-0	195	So.	Fr.	West Chester, OH/Lakota West
14	Micah Gilbert	WR	6-2	208	Fr.	Fr.	Charlotte, NC/Charlotte Christian
15	Leonard Moore	CB	6-2	191	Fr.	Fr.	Round Rock, TX/Round Rock
15	Anthony Rezac	QB	6-3	197	Fr.	Fr.	Omaha, NE/Westside
16	Tae Johnson	S	6-2	188	Fr.	Fr.	Fort Wayne, IN/North Side
16	James Rendell	P	6-6	224	Gr.	Sr.	Melbourne, Australia/Parkdale Secondary/RMIT
17	Brenan Vernon	DL	6-5	262	So.	Fr.	Mentor, OH/Mentor
17	Cam Williams	WR	6-2	202	Fr.	Fr.	Glen Ellyn, IL/Glenbard South
18	Steve Angeli	QB	6-2	208	Jr.	So.	Westfield, NJ/Bergen Catholic
18	Chance Tucker	CB	6-0	189	Sr.	Jr.	Encino, CA/Crespi Carmelite
19	Marty Auer	CB	6-0	195	Sr.	Sr.	Glenview, IL/Loyola Academy
19	Logan Saldade	WR	5-11	193	Fr.	Fr.	Gilroy, CA/Palma
20	Benjamin Morrison	CB	6-0	190	Jr.	Jr.	Phoenix, AZ/Brophy Prep
20	Aneyas Williams	RB	5-10	206	Fr.	Fr.	Hannibal, MO/Hannibal
21	Karson Hobbs	CB	6-1	192	Fr.	Fr.	Cincinnati, OH/Archbishop Moeller
21	Kedren Young	RB	6-0	229	Fr.	Fr.	Lufkin, TX/Lufkin
22	Devyn Ford	RB	5-11	200	Gr.	*Sr.	Stafford, VA/North Stafford/Penn State
23	Justin Fisher	RB	6-2	231	Jr.	Jr.	Mishawaka, IN/Mishawaka
23	Kennedy Urlacher	S	5-11	197	Fr.	Fr.	Chandler, AZ/Chandler
24	Jack Kiser	LB	6-2	231	Gr.	*Sr.	Royal Center, IN/Pioneer
24	Jadarian Price	RB	5-10	206	Jr.	So.	Denison, TX/Denison
25	Dylan Devezin	RB	6-1	214	Jr.	Jr.	New Orleans, LA/St. Augustine
25	Preston Zinter	LB	6-2	235	So.	Fr.	North Andover, MA/Central Catholic
26	Tyler Buchner	WR	6-1	215	Gr.	Jr.	San Diego, CA/The Bishop's School
26	Chris Salerno	K	5-11	208	Sr.	Sr.	Valencia, CA/Crespi Carmelite
27	Kyngstonn Viliamu-Asa	LB	6-3	240	Fr.	Fr.	Inland Empire, CA/St. John Bosco
28	Luke Talich	S	6-4	211	So.	So.	Cody, WY/Cody
29	Christian Gray	CB	6-0	189	So.	So.	St. Louis, MO/De Smet Jesuit
30	Bryce Young	DL	6-7	258	Fr.	Fr.	Charlotte, NC/Charlotte Christian
31	Taebron Bennie-Powell	S	6-1	182	Fr.	Fr.	Cincinnati, OH/Lakota West
32	Isaiah Dunn	CB	5-11	180	Jr.	Jr.	Santa Fe Springs, CA/St. Paul
33	Matt Jeffery	WR	5-11	195	Fr.	Fr.	Cheshire, CT/Cheshire
33	Tre Reader	LB	6-1	215	Jr.	Jr.	Tampa, FL/Berkeley Prep
34	Drayk Bowen	LB	6-2	239	So.	So.	St. John, IN/Andean HS
35	Teddy Rezac	LB	6-3	207	Fr.	Fr.	Omaha, NE/Westside
35	Jake Tafelski	RB	5-11	218	Gr.	Sr.	Dearborn, MI/Dearborn/Central Michigan
36	Bodie Kahoun	LB	6-2	223	Fr.	Fr.	Roanoke, VA/Patrick Henry
37	Max Hurlleman	CB	5-11	202	Gr.	Sr.	Wyomissing, PA/Wyomissing/Colgate

**ALPHABETICAL ROSTER/PRONUNCIATIONS**

No.	Name	Pronunciation
39	Rino Monteforte	Reno (like the town) Montah-fort-tay
15	Leonard Moore	
20	Benjamin Morrison	
88	Armel Mukam	Mook-um
42	Cole Mullins	
9	RJ Oben	Oh-bin
47	Jason Onye	Own-yay
45	Kobi Onyike	Own-you-kay
64	Joe Otting	Ott (like otter)-ing
3	Gi'Bran Payne	Gih-bron (like LeBron)
72	Sam Pendleton	
81	Jack Polian	Pole-lian
38	Tommy Powlus	Paul-us
71	Styles Prescod	
24	Jadarion Price	Jah-DAR (like dart)-ee-an
9	Eli Raridon	RARE-i-dun
33	Tre Reader	Reed-err
16	James Rendell	Ren-DELL
15	Anthony Rezac	Ree-zak
35	Teddy Rezac	Ree-zak
58	Grant Ristoff	Wrist-off
97	Gabriel Rubio	
46	Jerry Rullo	Rule-oh
19	Logan Saldade	Sal-dah-tay
26	Chris Salerno	
82	Leo Scheidler	SHIDE-ler
74	Billy Schrauth	sh-ROUTH
89	Charlie Selna	
59	Sean Sevillano Jr.	Sev-ill-on-oh
38	Davis Sherwood	
8	Adon Shuler	Uh-donn
11	KK Smith	
3	Jaylen Sneed	
80	Xavier Southall	Ex-avier
50	Rocco Spindler	
35	Jake Tafelski	
28	Luke Talich	Taal (like tally)-ich
55	Chris Terek	Terr-ick
83	Jayden Thomas	
10	Laghan Thomas	
5	Boubacar Traore	Boob-ah-car Tray-or-ree
18	Chance Tucker	
44	Junior Tuihalamaka	Tooye-ah-la-maka
23	Kennedy Urlacher	Ur-lack-er
17	Brenan Vernon	
27	Kyngstonn Viliamu-Asa	
96	Joseph Vinci	Vin-see
59	Aamil Wagner	Ah-meal
0	Xavier Watts	Ex-avier
86	Alex Whitman	
20	Aneayas Williams	Uh-nee-us
17	Cam Williams	
61	Robbie Wollan	Wool-an
39	Andrew Yanoshak	
92	Zac Yoakam	Yoke-um
30	Bryce Young	
21	Kedren Young	Key-dren
25	Preston Zinter	

**NUMERICAL ROSTER**

No.	Name	Pos.	Ht.	Wt.	Cl.	Elg.	Hometown/High School
38	Tommy Powlus	LB	6-0	206	Fr.	Fr.	Granger, IN/Penn
38	Davis Sherwood	TE	6-3	243	Sr.	Sr.	Greensboro, NC/Good Counsel
39	Rino Monteforte	LS	5-7	200	Jr.	Jr.	North Babylon, NY/Kellenberg Memorial
39	Andrew Yanoshak	TE	6-2	232	Sr.	Sr.	Bedford, PA /Bishop Guilfoyle
40	Joshua Burnham	DL	6-4	251	Jr.	So.	Traverse City, MI/Traverse City Central
41	Donovan Hinish	DL	6-2	278	Jr.	So.	Pittsburgh, PA/Central Catholic
42	Henry Garrity	TE	6-3	230	So.	So.	Bloomfield Hills, MI/Brother Rice
42	Cole Mullins	DL	6-4	265	Fr.	Fr.	Hoschton, GA/Mill Creek
43	Kahanu Kia	LB	6-2	230	So.	Fr.	Kaneohe, HI/Punahou
44	Junior Tuihalamaka	DL	6-2	255	Jr.	Jr.	Granada Hills, CA/Bishop Alemany
45	Kobi Onyike	DL	6-4	260	Jr.	Jr.	Richmond, VA/Benedictine College Prep
46	Jerry Rullo	LB	6-1	233	Jr.	Jr.	Havertown, PA/Penn Charter
47	Jason Onye	DL	6-5	291	Sr.	Jr.	North Providence, RI/Bishop Hendricken
48	Mickey Brown	CB	5-9	180	So.	So.	Southampton, NY/St. Anthony's
48	Marcello Diomedede	K	6-0	192	So.	So.	Glen Ellyn, IL/Glenbard West
49	Charles Du	CB	5-9	181	So.	So.	Beijing, China/Robert Lewis Stevenson (CA)
49	Andrew Kros	LS	6-3	220	So.	So.	Louisville, KY/St. Xavier
50	Rocco Spindler	OL	6-5	325	Gr.	Jr.	Clarkston, MI/Clarkston
54	Anthonie Knapp	OL	6-4	294	Fr.	Fr.	Roswell, GA/Roswell
55	Chris Terek	OL	6-5	330	So.	Fr.	Glen Ellyn, IL/Glenbard West
56	Howard Cross III	DL	6-1	288	Gr.	*Sr.	Paramus, NJ/St. Joseph Regional
56	Charles Jagusah	OL	6-7	328	So.	Fr.	Rock Island, IL/Alleman
58	Grant Ristoff	DL	6-3	260	Gr.	*Sr.	Ladera Ranch, CA/J Serra Catholic/Penn
59	Sean Sevillano Jr.	DL	6-1	320	Fr.	Fr.	Clearwater, FL/Clearwater Academy
59	Aamil Wagner	OL	6-6	291	Jr.	So.	Yellow Springs, OH/Wayne
60	Max Anderson	OL	6-3	296	Fr.	Fr.	St. Paul, MN/St. Thomas Academy
61	Robbie Wollan	OL	6-3	278	Fr.	Fr.	St. Paul, MN/St. Thomas Academy
64	Joe Otting	OL	6-3	303	So.	Fr.	Topeka, KS/Hayden
70	Ashton Craig	OL	6-4	308	Jr.	So.	Lawrenceburg, IN/Lawrenceburg
71	Styles Prescod	OL	6-6	299	Fr.	Fr.	Fishers, IN/Hamilton Southeastern
72	Sam Pendleton	OL	6-4	310	So.	Fr.	Lawsonville, NC/Reagan
73	Peter Jones	OL	6-5	312	Fr.	Fr.	Coatesville, PA/Malvern Prep
74	Billy Schrauth	OL	6-5	310	Jr.	So.	Campbellsport, WI/St. Mary's Springs
75	Sullivan Absher	OL	6-7	321	So.	Fr.	Belmont, NC/South Point
76	Guerby Lambert	OL	6-7	323	Fr.	Fr.	Boston, MA/Catholic Memorial
77	Ty Chan	OL	6-5	320	Jr.	So.	Lowell, MA/Lawrence Academy
78	Pat Coogan	OL	6-5	310	Sr.	Jr.	Palos Heights, IL/Marist
79	Tosh Baker	OL	6-8	325	Gr.	Sr.	Scottsdale, AZ/Pinnacle
80	Xavier Southall	WR	6-1	178	Fr.	Fr.	Alexandria, VA/IMG Academy
81	Jack Polian	WR	6-0	183	Sr.	Sr.	Ponte Vedra, FL/Ponte Vedra
82	Leo Scheidler	WR	6-0	192	Jr.	Jr.	Lake Forest, IL/Lake Forest
83	Jayden Thomas	WR	6-2	218	Sr.	Jr.	Paulding County, GA/Pace Academy
84	Kevin Bauman	TE	6-5	260	Gr.	Sr.	Red Bank, NJ/Red Bank Catholic
85	Jack Larsen	TE	6-3	250	Fr.	Fr.	Charlotte, NC/Charlotte Christian
86	Alex Whitman	WR	6-2	200	So.	So.	Highstown, NJ/The Peddie School
87	Cooper Flanagan	TE	6-6	257	So.	So.	Pleasant Hill, CA/De La Salle
88	Mitchell Evans	TE	6-5	260	Sr.	Sr.	Wadsworth, OH/Wadsworth
88	Armel Mukam	DL	6-3	302	So.	Fr.	La Prairie, Quebec, Canada/Woodberry Forest School
89	Charlie Selna	TE	6-6	242	Gr.	Sr.	Atherton, CA/Sacred Heart Prep
90	Eric Goins	P/K	6-2	209	Gr.	Sr.	Herndon, VA/Oakton/The Citadel
91	William Bartel	P	5-10	181	Gr.	Sr.	Providence, RI/La Salle Academy/Villanova
92	Zac Yoakam	K	5-8	191	Jr.	Jr.	Upper Arlington, OH/Upper Arlington
93	Quentin Autry	DL	6-4	287	Gr.	Sr.	Millston, NJ/Notre Dame HS/Columbia
96	Joseph Vinci	LS	6-4	232	Fr.	Fr.	Westwood, MA/Westwood
97	Gabriel Rubio	DL	6-5	316	Sr.	Jr.	St. Louis, MO/Lutheran St. Charles
98	Devan Houstan	DL	6-4	297	So.	Fr.	Mississauga, Ontario, Canada/St. James School
98	Mitch Jeter	K	5-11	195	Gr.	*Sr.	Salisbury, NC/Cannon School/South Carolina
99	Rylie Mills	DL	6-5	295	Gr.	*Sr.	Lake Bluff, IL/Lake Forest

\* - Super Senior

Note: Class years are academic enrollment; Eligibility is in regards to on the field.



**MARCUS FREEMAN**

The Dick Corbett Head Football Coach  
14th Year Overall, Third At Notre Dame  
Third Year as Head Coach (19-8)

**THE FREEMAN FILE**

Hometown	Huber Heights, OH
High School	Wayne High School
College	Ohio State (2007, B.S.; 2011, M.S.)
Wife	Joanna
Children	Vinny, Siena, Gino, Nico, Capri and Rocco

**PLAYING EXPERIENCE**

2004-08	Ohio State	Linebacker
2009	Chicago Bears	Linebacker
	Buffalo Bills	Linebacker
	Houston Texans	Linebacker

**BOWLS PLAYED**

2005	Ohio State (Alamo)
2006	Ohio State (Fiesta)
2007	Ohio State (BCS National Championship)
2008	Ohio State (BCS National Championship)

**COACHING CAREER**

2010	Ohio State	Graduate Assistant
2011-12	Kent State	Linebackers
2013-15	Purdue	Linebackers
2016	Purdue	Co-Defensive Coordinator/Linebackers
2017-20	Cincinnati	Defensive Coordinator/Linebackers
2021-22	Notre Dame	Bob Hinton Defensive Coordinator/Linebackers
2022-	Notre Dame	The Dick Corbett Head Football Coach

**BOWLS COACHED IN**

2010	Ohio State (Sugar)	2019	Cincinnati (Birmingham)
2012	Kent State (GoDaddy.com)	2020	Cincinnati (Peach)
2018	Cincinnati (Military)	2021	Notre Dame (Fiesta)
2022	Notre Dame (Gator)	2023	Notre Dame (Sun)

- Marcus Freeman, one of the rising young stars in the profession was named the 30th Dick Corbett Head Football Coach at the University of Notre Dame on Dec. 3, 2021. He completed the 2023 regular season, his second full season in charge of the program, with a 10-3 mark and claimed ranked victories at No. 17 Duke and against No. 10 Southern Cal in Notre Dame Stadium.
- Notre Dame had two unanimous All-Americans in 2023 in offensive lineman Joe Alt and safety Xavier Watts, giving the Irish a pair of unanimous All-Americans for the first time since 1990.
- Watts took home the Bronko Nagurski Award, given to the top defensive player in college football, after leading the FBS in interceptions with seven. Defensive lineman Howard Cross III and running back Audric Estimé were also named All-Americans in 2023.
- The 2023 edition of the Fighting Irish ranked among the best in the country and in program history on both sides of the line of scrimmage. Notre Dame averaged 39.1 points-per-game in '23, which is the second-best season average in school history. The offense also averaged 7.0 yards-per-play which also ranks second in the program record books. The '23 defensive unit led the nation in pass efficiency defense, ranked second in red zone defense and was eighth in total defense.

**THE FREEMAN ERA**

**2021**

Marcus Freeman coached the 2022 Fiesta Bowl, which is included in his career win/loss total.

Date	ND Rank	Opponent	Result
Jan. 1, 2022	5	Oklahoma State (Fiesta Bowl)	L, 35-37

**2022 (9-4)**

Date	ND Rank	Opponent	Result
Sept. 3, 2022	5	at No. 2 Ohio State	L, 10-21
Sept. 10, 2022	8	Marshall	L, 21-26
Sept. 17, 2022		California	W, 24-17
Sept. 24, 2022		at North Carolina	W, 45-32
Oct. 8, 2022		No. 16 BYU (Neutral site - Shamrock Series)	W, 28-20
Oct. 15, 2022		Stanford	L, 14-16
Oct. 22, 2022		UNLV	W, 44-21
Oct. 29, 2022		at No. 16 Syracuse	W, 41-24
Nov. 5, 2022		No. 5 Clemson	W, 35-14
Nov. 12, 2022	20	Navy (Neutral site)	W, 35-32
Nov. 19, 2022	18	Boston College	W, 44-0
Nov. 26, 2022	13	at No. 5 Southern Cal	L, 27-38
Dec. 30, 2022	19	No. 20 South Carolina (Gator Bowl)	W, 45-38

**2023 (10-3)**

Date	ND Rank	Opponent	Result
Aug. 26, 2023	13	Navy (Neutral site - Dublin)	W, 42-3
Sept. 2, 2023	13	Tennessee State	W, 56-3
Sept. 9, 2023	10	at NC State	W, 45-24
Sept. 16, 2023	9	Central Michigan	W, 41-17
Sept. 23, 2023	9	No. 6 Ohio State	L, 14-17
Sept. 30, 2023	11	at No. 17 Duke	W, 21-14
Oct. 7, 2023	10	at No. 25 Louisville	L, 20-33
Oct. 14, 2023	21	No. 10 Southern Cal	W, 48-20
Oct. 28, 2023	14	Pittsburgh	W, 58-7
Nov. 4, 2023	15	at Clemson	L, 23-31
Nov. 18, 2023	19	Wake Forest	W, 45-7
Nov. 25, 2023	18	at Stanford	W, 56-23
Dec. 29, 2023	16	No. 19 Oregon State (Sun Bowl)	W, 40-8

- The 2023 defense featured Watts, who led the nation in interceptions. The offense featured All-American left tackle Joe Alt and running back Audric Estimé - whose 1,341 rushing yards in 2023 were the fifth-most in a single season for an Irish back.
- Freeman finished his first season in 2022 with a 9-4 mark, with wins over fifth-ranked Clemson, 16th-ranked BYU and 16th-ranked Syracuse; in addition to closing the season with a Gator Bowl win over 19th-ranked South Carolina. He joins Terry Brennan (1954) as just the second Irish head coach to claim four ranked wins in his first season on the Notre Dame sidelines.
- His 2022 Notre Dame team was led by consensus All-American Michael Mayer, who finished his junior season as the best tight end in school history. Additionally, consensus All-American defensive lineman Isaiah Foskey became the Notre Dame all-time leader in sacks. Four other Irish earned All-America honors in offensive linemen Joe Alt and Jarrett Patterson, long snapper Michael Vinson, cornerback Benjamin Morrison took home Freshman All-American honors.
- Mayer and Foskey were each tabbed in the second round of the 2023 NFL Draft by the Las Vegas Raiders and New Orleans Saints, respectively, while Patterson was drafted in the sixth round by the Houston Texans.



- The Irish special teams had a tremendous 2022 season as Notre Dame led the nation with seven blocked kicks, all punts, with Foskey getting his hands on two of them.
- In his first season with the Irish in 2021, while serving as the Bob Hinton Defensive Coordinator, Freeman led a transformation on the defensive side of the ball that included a number of Top-20 national rankings. The Irish ranked seventh nationally in defensive touchdowns (4), 10th in turnovers gained (25) and third-down conversion percentage (.321), 12th in total sacks (41.0) and 15th nationally in interceptions (15) and scoring defense (19.7). The 41.0 team sacks tied the program record of 41, also set during the 1996 season.
- Under Freeman’s guidance, Notre Dame safety Kyle Hamilton was named a consensus All-American in 2021 and went on to be the 14th overall selection in the 2022 NFL Draft.
- Freeman oversaw then-sophomore Isaiah Foskey’s breakout season as a starter on the defensive line. Foskey tallied 11.0 sacks in 2021, third-most in program history for a single season. The depth of the Irish defense was on full display with Freeman serving as defensive coordinator, as 15 different players recorded a sack and 21 different players had a tackle-for-loss. The 15 interceptions are the most in a single season since 2014, when the Irish had 16. In November, the Irish had three-straight games without allowing a touchdown for the first time since 2012.
- Prior to coming to South Bend, Freeman spent the previous four seasons as the defensive coordinator at Cincinnati. During his time with the Bearcats, he was named the 2020 247Sports.com Defensive Coordinator of the Year and 2020 Broyles Award Finalist along with a nominee for the Broyles Award in 2019 and 2018.
- In 2020, the Bearcats (9-1) earned a bid to the Peach Bowl as the No. 8-ranked team in the nation and won the American Athletic Conference Championship, the program’s first outright league title since 2009.
- Cincinnati’s defense ranked in the Top-20 nationally in several categories for 2020-21, including being ranked 13th in total defense (324.6 yards per game) and eighth in scoring defense (16.8 points per game) among all FBS teams. In addition, the Bearcats were third in team passing efficiency defense (101.25), 14th in rushing defense (111.1 yards per game), 15th in red zone defense (0.735), 17th in fourth down defense (0.375 rate), 16th in team sacks (3.00 per game) and 10th in turnovers gained (21).
- Freeman coached the Bearcats to back-to-back 11-win seasons in 2018 and 2019, the 2019 American Athletic Conference East Division Championship and consecutive bowl-game wins in the 2018 Military Bowl and 2019 TicketSmarter Birmingham Bowl.
- The Bearcats finished atop the 2019 AAC ranks in scoring defense for the second-straight season and ranked among the league’s top three in rushing and total defense. Cincinnati led the American in 2018 in rushing defense, scoring defense and total defense and ranked among the Top-15 in the NCAA FBS in all three categories.
- Joined the Bearcats staff after a four-year stint at Purdue. He coached linebackers all four seasons and served as the Boilermakers co-defensive coordinator in 2015.
- Prior to his time at Purdue, Freeman coached linebackers at Kent State from 2011-12, helping develop all-conference selections Luke Batton and C.J. Malauulu.
- Freeman started his coaching career as a graduate assistant coach at his alma mater, Ohio State, in 2010 and the Buckeyes went 12-1 with a Sugar Bowl victory.
- Freeman is just the third Notre Dame head coach to have been selected in the NFL Draft, and is the first since Ara Parseghian was drafted by the Pittsburgh Steelers in 1947. He is the 23rd Notre Dame head coach to have Division I playing experience and the first since Tyrone Willingham.

- During his playing career, Freeman was a four-year letterwinner for the Buckeyes from 2004 to 2008. He played under current Wisconsin head coach Luke Fickell and earned second team All-Big Ten honors in 2008 while helping lead Ohio State to four conference titles, three BCS bowls and two trips to the national title game during his career.
- He played in the 2009 Senior Bowl and was a fifth-round draft pick of the Chicago Bears, spending time with the Bears, Buffalo Bills and Houston Texans before a medical condition ended his playing career.

**MARCUS FREEMAN FIRST TWO SEASONS**

Marcus Freeman became the third Notre Dame head football coach to post a 10-win season in his first two years with the program after the Sun Bowl victory over Oregon State. Here is a look at where Freeman stands after his first two full seasons at Notre Dame, compared to those that came before him as head coach of the Fighting Irish:

**NOTRE DAME HEAD COACHES - FIRST TWO SEASONS**

Coach	W	L	T	%	Pts	Opp Pts	Ranked Wins
<b>Marcus Freeman</b>	<b>19</b>	<b>7</b>	<b>0</b>	<b>.731</b>	<b>922</b>	<b>506</b>	<b>7</b>
Charlie Weis	19	6	0	.760	843	604	4
Terry Brennan	17	3	0	.850	471	227	6
Dan Devine	17	6	0	.739	538	302	3
Ara Parseghian	16	3	1	.800	557	150	1
Bob Davie	16	9	0	.640	619	523	3
Brian Kelly	16	10	0	.615	721	532	2
Frank Leahy	15	2	3	.750	373	163	5
Tyrone Willingham	15	10	0	.600	533	532	4
Jesse Harper	13	2	0	.867	554	102	n/a
Hunk Anderson	13	4	1	.722	470	71	n/a
Elmer Layden	13	4	1	.722	251	118	n/a
Lou Holtz	13	10	0	.565	638	437	4
Knute Rockne	12	1	2	.800	362	86	n/a
Gerry Faust	11	10	1	.500	438	334	3
Joe Kuharich	7	13	0	.350	261	368	2



**AL GOLDEN**

Bob Hinton Defensive Coordinator  
32nd Year Overall, Third Year At Notre Dame

- Irish finished 2023 as one of the top units in the country, ranking first in pass efficiency defense (94.91), second in red zone defense (.706), fourth in pass yards allowed (154.2) and eighth in total defense (282.9).
- A three-year letter winner and two-year starter at tight end at Penn State.
- Prior to his time at Notre Dame, he spent two seasons as the linebackers coach with the Cincinnati Bengals. Has been a head coach at the collegiate level (Temple, 2006-10; Miami FL, 2011-15).



**MIKE DENBROCK**

John and Bobbie Arlotta Offensive Coordinator/  
Tight Ends  
36th Year Overall, First/11th Year At Notre Dame

- Coordinated the top-ranked total offense in the nation in 2023 (547.8), also leading the nation in scoring offense (46.4), yards per play (8.53), third down conversions (55.67%) and fewest punts (21).
- 2023 Broyles Award Finalist, coached 2023 Heisman Trophy Winner Jayden Daniels
- Third stint for Denbrock at Notre Dame (offensive tackles/tight ends coach - 2002-04; tight ends/wide receivers/passing game coordinator/offensive coordinator/associate head coach - 2010-16)



**MARTY BIAGI** (Bee-ah-Gee)

Special Teams Coordinator/Assistant Defensive  
Backs Coach  
17th Year Overall, Second At Notre Dame

- An analyst at Notre Dame in 2016, returned as the special teams coordinator, adding asst. DB coach to title in 2024, after successful stints at North Texas (2017-19), Purdue (2020-21) and Ole Miss (2022).
- A two-time finalist for the FootballScoop.com Special Teams Coordinator of the Year, Biagi boasts ten years of special teams coordinator experience.
- A punter and placekicker at Marshall (2004-08).



**DELAND MCCULLOUGH** (Mc-cull-la)

Running Backs  
14th Year Overall, Third At Notre Dame

- Since becoming a running backs coach in 2011, McCullough has helped develop running backs who have accumulated over 1,000 yards of offense 15 times, including Audric Estimé in 2023 to help him post one of the best rushing seasons in program history (1,341 yards)
- McCullough was a three-time All-MAC selection (1st team in 1992 and 1995, 2nd team in 1994) at Miami (Ohio).
- Won Super Bowl LIV as a member of the Kansas City Chiefs staff.



**MIKE BROWN**

Wide Receivers Coach  
Sixth Year Overall, First At Notre Dame

- Joined the Notre Dame coaching staff in December of 2023 and coached the Irish wide receivers in the 40-8 Sun Bowl victory over No. 21 Oregon State.
- Was the associate head coach and wide receivers coach at the University of Wisconsin in 2023
- A two-time All-American as a wide receiver at Liberty, Brown spent three seasons in the NFL after signing a free-agent contract with the Jacksonville Jaguars.



**MAX BULLOUGH**

Linebackers Coach  
First Year Overall, First At Notre Dame

- As a graduate assistant working with the Notre Dame linebackers in 2023, helped the Irish starting linebacking corps total 182 tackles, led by team-lead JD Bertrand with 76 stops.
- Also spent time as a graduate assistant at Alabama (2020-22) and Cincinnati (2019)
- Played college football at Michigan State (2010-13), also playing for the Houston Texans (2014-16) and the Cleveland Browns (2018)



**GINO GUIDUGLI** (Guh-Doo-Lee)

Bob and Leslie Mohr Family Quarterbacks Coach/  
Pass Game Coordinator  
14th Year Overall, Second At Notre Dame


- In 2023, helped guide Irish QBs to throw 31 TD passes, the fourth-most in program history. The 9.13 yards-per-passing attempt was the third-best in the history of the program behind 1964 (9.5) and 1949 (9.3).
- Served as the offensive coordinator and quarterbacks coach at Cincinnati in 2022, his alma mater where he passed for 70 touchdowns and is a charter member of the Nippert Stadium Hall of Fame.
- Started his coaching career at Central Michigan before shifting to his alma mater where he coached on the same staff with current Irish head coach Marcus Freeman.



**MIKE MICKENS**

Pat and Jana Eilers Defensive Backs Coach/  
Defensive Pass Game Coordinator  
14th Year Overall, Fifth At Notre Dame

- Finished his fourth season with the Irish in 2023, while adding defensive passing game coordinator duties to his resume; Notre Dame was the top pass efficiency unit in the country (94.91) and fourth in pass yards allowed per game (154.2).
- Starred at the University of Cincinnati where he became the school's career leader in interceptions (14) and interception return yards (296).



**JOE RUDOLPH**

Joe Moore Offensive Line Coach  
20th Year Overall, Second At Notre Dame

- In 2023, oversaw a group that was named as semifinalists for the Joe Moore Award.
- A proven developer of top offensive line talent, Rudolph joined the staff after spending the '22 season at Virginia Tech, which followed a successful seven-year run at Wisconsin.
- Rudolph's charges at Wisconsin earned a Rimington Award, nine All-America selections, five first-team All-America honors and nine first-team All-Big Ten accolades.



**AL WASHINGTON**

Peter Schivarelli Defensive Line Coach/  
Defensive Run Game Coordinator  
17th Year Overall, Third At Notre Dame

- In his second season at Notre Dame, his unit played a key role in the Irish ranking first in the country in pass efficiency defense (94.91), second in red zone defense (.706) and fourth in pass yards allowed (154.2)
- Mentored Howard Cross III to become one of the best interior linemen in the country in 2023 as a semifinalist for the Bednarik Award and earning 66 tackles, second among all Power 5 front-four linemen
- Washington was a three-year starter and four-year letterwinner as a defensive tackle for Boston College (2002-05). He finished his career with 74 tackles, six sacks and 15.5 tackles for loss.

**2024 CAPTAINS**

Five Irish student-athletes were selected as captains for the 2024 Notre Dame Football season: linebacker **Jack Kiser**, quarterback **Riley Leonard**, defensive lineman **Rylie Mills**, cornerback **Benjamin Morrison** and safety **Xavier Watts**. All are first-time captains at Notre Dame, while Leonard was a 2023 Team Captain at Duke.

**TRANSFERS**

Notre Dame welcomes 13 transfers for the 2024 season:

- Graduate safety **Jordan Clark** (Arizona State)
- Graduate safety **Rod Heard II** (Northwestern)
- Graduate wide receiver **Jayden Harrison** (Marshall)
- Senior wide receiver **Beaux Collins** (Clemson)
- Graduate defensive lineman **RJ Oben** (Duke)
- Graduate wide receiver **Kris Mitchell** (FIU)
- Senior quarterback **Riley Leonard** (Duke)
- Senior punter **James Rendell** (Royal Melbourne Institute of Technology)
- Senior running back **Jake Tafelski** (Central Michigan)
- Graduate cornerback **Max Hurleman** (Colgate)
- Senior punter **William Bartel** (Villanova)
- Senior defensive lineman **Quentin Autry** (Columbia)
- Graduate kicker **Mitch Jeter** (South Carolina)

Tyler Buchner also rejoins the Irish roster as a wide receiver after a season at Alabama. The graduate student is a junior in athletic eligibility.

**STAFF CHANGES**

- The Notre Dame roster and coaching staff, as all college football rosters this time of year, has gone through a number of changes since the final victory of the regular season over Stanford and the Sun Bowl victory over Oregon State.
- Offensive coordinator and tight ends coach Gerad Parker was named the head coach at Troy University. Mike Denbrock, most recently the offensive coordinator at LSU, returns to Notre Dame for his third coaching stint, this time as the John and Bobbie Arlotta Family Offensive Coordinator and tight ends coach.
- Mike Brown, most recently the wide receivers coach at Wisconsin, became the Irish wide receivers coach in December and coached the group in the 2023 Sun Bowl victory.
- Loren Landow, who was the Denver Broncos head strength and conditioning coach from 2018-23, joined the program in January of 2024 as the Trematerra Family Director of Football Performance. Fred Hale, who will remain on the Irish strength and conditioning staff, served as the interim football strength and conditioning director during the 2023 season.

**NOTRE DAME LEADERSHIP**

- The University of Notre Dame and Notre Dame Athletics both enter the 2024-25 school year under new leadership. Rev. John Jenkins, C.S.C. announced that he would step down from his post as University President at the end of the 2023-24 school year. Earlier in 2023, Jack Swarbrick announced that he would also step down from his post as James E. Rohr Director of Athletics in early 2024.
- Rev. Robert Dowd, C.S.C., has assumed the role of university president and will be inaugurated on September 13, 2024. Pete Bevacqua succeeded Swarbrick, taking on the director of athletics role in March of 2024. All four men graduated from Notre Dame.

**HISTORICAL NUMBERS**

The Notre Dame defense and offense compiled statistics in 2023 that ranked among the best in the 135 seasons of Fighting Irish football.

**2023 OFFENSIVE NUMBERS**

Stat Category	Stat	Rank	Notes
Total Yards	5619	6th	
Total TDs	66	1st	breaks 2019 record of 61
Points/Game	39.15	2nd	48.6 in 1912 is the record
Points	509	1st	breaks 2019 record of 478
Yards Per Play	7.0	2nd	stats available since 1967
Red Zone TD Percentage	72.2	3rd	
Red Zone Conversion	87.04	7th	stats available since 1999
Completion Percentage	64.7	6th	stats available since 1999
Rush Yds/Att	5.300	7th	since 1950
Passing TDs	31	4th	7th season of 30 or more
Passing Yards	3205	12th	
Pass Yards/Attempt	9.1	3rd	only 3rd season over 9.0
Pass Yards/Game	246.5	14th	
Passing First Downs	141	10th	
Third-Down Conversions	44.83	18th	
Opponent Sacks	16	t-6th	

**2023 SPECIAL TEAM/MISCELLANEOUS NUMBERS**

Stat Category	Stat	Rank	Notes
Kick Return Average	26.3	3rd	highest since 2000 (24.9)
Fumbles Lost	8	t-18th	breaks 2019 record of 61
PATs	64	1st	breaks 2019 record of 61
3rd Quarter Points Scored	147	1st	breaks 2017 record of 107
4th Quarter Points Scored	135	1st	breaks 2021 record of 134
2nd Quarter Points Scored	144	6th	

**2023 DEFENSIVE NUMBERS**

Stat Category	Stat	Rank	Notes
Sacks	31	t-12	
Passing Yards/Attempt	5.50	17th	best since 1980
Passing Yards/Completion	10.49	7th	
Passing Yards/Game	15.73	40th	best since 1996 (150.5)
Completion Percentage	52.42	45th	best since 2007 (52.62)
Passing TDs	8	t-14th	best since 1997 (5)
Total Yards	3592	46th	best since 2002 (3900)
Total Yards/Game	276.31	32nd	best since 1996 (270.0)
4th Down Conversions	42.0	12th	best since 2013 (32.0)
Total Touchdowns	23	t-24th	best since 2012 (16)
Red Zone Conversion	71.0	t-2nd	68.0 is the record in 2012
Red Zone TD Percentage	41.0	4th	

**GAMES PLAYED RECORD**

- In 2022, fifth-year safety Houston Griffith set the mark for career games played at Notre Dame with 62.
- The 2023 season saw senior safety DJ Brown approach Griffith’s record, ending his career with 59 games played in the Sun Bowl victory over Oregon State.
- Jack Kiser and Howard Cross III return to the Irish for the 2024 season and will therefore make a run at Griffith’s program record.
- Devyn Ford, who played at Penn State from 2019-23, has appeared in 42 career games (11 at Notre Dame).
- Several of the 2024 offseason transfer student-athletes to Notre Dame have racked up 40 or more games played, including:
  - RJ Oben - 50 games (Duke)
  - Jayden Harrison - 47 games (Vanderbilt/Marshall)
  - Rod Heard II - 47 games (Northwestern)
  - Mitch Jeter - 46 games (South Carolina)
  - Jordan Clark - 40 games (Arizona State)

**NOTRE DAME CAREER GAMES PLAYED**

1.	62	Houston Griffith	2018-22
2.	61	Josh Lugg	2018-22
	61	Kurt Hinish	2017-21
4.	59	DJ Brown	2019-2023
5.	56	Bo Bauer	2018-23
6.	55	Jayson Ademilola	2018-23
	55	Jonathan Doerer	2017-21
8.	55	TaRiq Bracy	2018-23
<b>9.</b>	<b>53</b>	<b>Jack Kiser</b>	<b>2019-current</b>
	53	Michael Vinson	2019-2023
10.	52	Daelin Hayes	2016-20
	52	Romeo Okwara	2012-15
	52	Drue Tranquill	2014-18
<b>13.</b>	<b>51</b>	<b>Howard Cross III</b>	<b>2019-current</b>
	51	Chris Brown	2012-15
	51	Matthias Farley	2011-15
	51	T.J. Jones	2010-13
17.	50	JD Bertrand	2019-2023
	50	Clarence Lewis	2020-2023
	50	Ben Koyack	2011-14
	50	Myron Tagovailoa-Amosa	2017-21
	50	Justin Ademilola	2018-23
18.	49	Jarrett Patterson	2018-23
	<b>48</b>	<b>Rylie Mills</b>	<b>2020-current</b>
	<b>47</b>	<b>Jordan Botelho</b>	<b>2020-current</b>

**THE DEFENSE**

**YEAR THREE OF A GOLDEN DEFENSE**

- Notre Dame enters the season with the same defensive coordinator for the third-consecutive year, something that has not occurred for the Irish since the 2020 season.
- Clark Lea left after the 2020 season to be the head coach at Vanderbilt. He was replaced by Marcus Freeman who was promoted to head coach at the conclusion of the '21 regular season.
- In 2023, Al Golden began his second year as the head of the Irish defense and has developed his group into one of the top defenses in the nation.
- Golden’s first Irish defense was a solid 21st overall in total defense in ‘22, bolstered by a rush defense that held Notre Dame’s opponents under 200 total rushing yards per game for the first time since 2019.
- Lea held the defensive coordinator spot for three seasons, in his second (2019) the Irish moved from 30th overall in defense to 18th. The rush defense surged from 44th to third.
- Golden’s second-season crew was well above that improvement pace from 2019 and was among the nation’s top 10 in several key stat categories in 2023.

**2023 NOTRE DAME DEFENSE NCAA STATISTICAL RANKINGS**

1st	Pass Efficiency Defense	97.09
2nd	Red Zone Defense	.706
3rd	Passing Yards Allowed	157.3
5th	Total Defense	276.3
7th	Scoring Defense	15.9
8th	Defensive TDs	4
10th	Interceptions	16
12th	Turnovers Gained	24

**NOTRE DAME DEFENSIVE IMPROVEMENT - 2022 TO 2023**

Statistical Category	'22 NCAA Rank	'22 Stat	'23 NCAA Rank	'23 Stat
Pass Efficiency Defense	41st	125.12	1st	97.09
Red Zone Defense	129th	.941	2nd	.706
Passing Yards Allowed	23rd	198.0	3rd	157.3
Total Defense	21st	329.3	5th	276.3
Scoring Defense	38th	23.0	7th	15.9
Defensive TDs	33rd	2	8th	4
Interceptions	67th	10	10th	16
Turnovers Gained	99th	15	12th	24

- Notre Dame returns 10 players on defense with starting experience, in addition to three transfer students with starting experience. Among those 13 players, there are 206 career games started - 93 at defensive back, 79 at defensive line and 34 at linebacker.
- Three Irish defensive players have earned preseason All-America honors from the likes of Walter Camp, Sporting News, USA TODAY and The Athletic in Howard Cross III, Benjamin Morrison and Xavier Watts. In addition, those three players join Rylie Mills and Jack Kiser in earning several preseason watch list selections for national awards and honors.

**XAVIER WATTS**

- Senior safety Xavier Watts completed a remarkable season in 2023, winning the Bronko Nagurski trophy as the best defensive player in college football.
- A preseason First-Team All-American by Walter Camp and *Sporting News*, Watts also earned preseason second-team All-America honors from *USA TODAY*, ESPN and *The Athletic*. Watts has earned selection to watch lists for the Walter Camp Player of the Year, Nagurski Trophy, Bednarik Award, Paycom Jim Thorpe Award and the East-West Shrine Bowl 1000.
- Watts began his Notre Dame career on the offensive side of the ball during the 2020-21 season but made the switch into the defensive backfield in 2021-22. He saw action in 11 games in '21, making 15 tackles as a developmental safety.
- Watts developed into one of Notre Dame's starting safeties during the '22 campaign and made the leap to become one of the most disruptive defensive players in college football in 2023.
- Watts tied for the lead for all FBS players with seven interceptions in 2023, piling up five picks over a four-game stretch.

**FBS TOTAL INTERCEPTIONS - 2023**

Interceptions	Name	School
7	Xavier Watts	Notre Dame
7	Ricardo Hallman	Wisconsin
6	three players	

- He is the first Notre Dame player to post back-to-back games with multiple interceptions and the first Irish player to intercept a pass in three straight games
- He is the fifth FBS player in the last five years to intercept at least two passes in back-to-back games. Watts was named the national defensive player of the week after his amazing performance against No. 6 Southern Cal on October 14, 2023. In addition to seven tackles, Watts intercepted reigning Heisman Trophy winner Caleb Williams twice, forced a fumble, recovered a fumble and returned it for a touchdown.
- He followed up the Southern Cal performance with two more interceptions in the victory over Pittsburgh, earned a second Bronko Nagurski Defensive Player of the Week award.
- Watts seven interceptions in 2023 led directly to Notre Dame points in every occurrence with the Irish scoring five touchdowns and two field goals for a total of 41 points.
- Only one of Watts' seven interceptions did not set up Notre Dame on the opposing team's side of the field. At NC State he gave Notre Dame the ball at the Wolfpack 33-yard line. At Duke it was the Blue Devil 12-yard line, then the SC 12 and 2 in the Southern Cal game followed by the Pitt 15 for one of his two interceptions in that game. At Clemson, on Notre Dame's first defensive series of the second half, Watts picked off a deflected pass and returned it to the Tiger two-yard line.
- All told, of his seven interceptions Watts set Notre Dame up in the opponent's red zone five times.

**NOTRE DAME SINGLE-SEASON INTERCEPTIONS**

1	Mike Townsend	1972	10
2	Tom MacDonald	1962	9
3	Todd Lyght	1989	8
	Tony Carey	1964	8
	Angelo Bertelli	1942	8
<b>6</b>	<b>Xavier Watts</b>	<b>2023</b>	<b>7</b>
6	Manti Te'o	2012	7
	Harrison Smith	2010	7
	Shane Walton	2002	7
	Dave Duerson	1982	7
	Clarence Ellis	1970	7
	Tom Shoen	1966	7

- The Notre Dame career record for interceptions is held by Luther Bradley with 17 (1973-77). If Watts adds three or more interceptions to his career total, he will break into the Top-12 on the all-time Notre Dame list (six players tied at 10 INTs each).

**HOWARD CROSS III**

- On a national stage at No. 17 Duke (Sept. 30, 2023) Howard Cross III posted one of the most dominating defensive performances of the season. Leading the Irish with 13 tackles while forcing two fumbles (including the game-clinching fumble with 0:27 remaining) he earned defensive player of the week nods from Walter Camp, the Bednarik Award and the Senior Bowl.
- Cross III was a Bednarik Award Semifinalist in 2023, which is presented annually to the best defensive player in college football.
- The 66 total tackles by Cross III in 2023 were the most for an Irish front-four lineman since Trevor Laws led the team with 112 tackles in 2007.
- Since crediting tackles became consistent in 1986 (before that season, first hits were also credited as tackles) Cross III's 66 stops that year rank 11th.
- Cross was the only Power 5 defensive lineman in the 2023 season to post 10 tackles in a game. He is finished second for Power 5 for defensive lineman in total tackles in 2023 with 66 and is one of just five defensive linemen in the country to finish the year with 66 or more tackles.

**FBS DEFENSIVE LINEMAN TOTAL TACKLES - 2023**

Tackles	Name	School
74	Raishein Thomas	Northern Illinois
69	Lee Hunter	UCF
67	Michael Mason	Coastal Carolina
<b>66</b>	<b>Howard Cross III</b>	<b>Notre Dame</b>
66	Tre Smith	San Jose State
65	CJ Nunnally	Akron

- In 2024, he has been named a preseason First-Team All-American by Walter Camp, *Sporting News* and *USA TODAY*, earning selection to the preseason All-America second team from *The Athletic*. Cross III has been named to watch lists for the Walter Camp Player of the Year, the Nagurski Trophy, the Bednarik Award, the Outland Trophy, the Lombardi Award, the Lott IMPACT Trophy and the East-West Shrine Bowl 1000.

**BENJAMIN MORRISON**

- 2024 team captain junior Benjamin Morrison led the Irish with six interceptions in 2022, earning consensus Freshman All-America honors.
- He added three more interceptions to his career total this season and owns the second-most for a Notre Dame player since 1996.
- Morrison intercepted his first pass of the season against NC State and earned one of Notre Dame's three interceptions against reigning Heisman Trophy winner Caleb Williams in the victory over Southern Cal.
- He was named the Walter Camp Player of the Week after his dominating performance against No. 5 Clemson in 2022, setting up Notre Dame's third touchdown with his first career interception, then picking off another pass and returning it 96 yards for a touchdown. He also contributed a career-best seven tackles and a PBU against the Tigers.
- His six interceptions in 2022 were the most for an Irish player since Manti Te'o picked off seven passes on his way to finishing second in the 2021 Heisman Trophy balloting. It also is the most for an Irish cornerback since Cole Luke intercepted four passes in 2014.
- The six interceptions were the third-most for any FBS defensive player in 2022 and tied for the most of any Power 5 defensive back.
- Shares the Notre Dame single-game record for interceptions in a game with 15 other players, picking off three Boston College passes during the 2022 home finale. He ended the Eagles first drive with an interception, then took away a BC scoring chance with an interception in the end zone later in the first quarter. Finally, in the midst of a snow storm in the second half, Morrison earned his third interception tracking down an overthrown screen pass.

**NOTRE DAME CAREER INTERCEPTIONS SINCE 1996**

1.	Shane Walton	1999-2002	11
<b>2.</b>	<b>Benjamin Morrison</b>	<b>2022-current</b>	<b>9</b>
	Benny Guilbeaux	1996-98	9
3.	Robert Blanton	2008-11	8
	Matthias Farley	2012-15	8
	Cole Luke	2013-16	8
	Kyle McCarthy	2006-09	8
	Mike Richardson	2003-06	8
	A'Jani Sanders	1997-99	8
	Tom Zbikowski	2004-07	8

- The Notre Dame career record for interceptions is held by Luther Bradley with 17 (1973-77). If Morrison adds one or more interceptions to his career total, he will break into the Top-12 on the all-time Notre Dame list (six players tied at 10 INTs each).

**RYLIE MILLS**

- Notre Dame's defense boasts some of the best experience in college football, due to players such as Rylie Mills making the choice to return to Notre Dame for their final seasons of eligibility. Already named to the 2024 Outland Trophy and Lombardi Trophy Watch Lists, Mills played and started in all 13 games in his senior season (2023). He finished the season with 47 tackles (22 solo), 5.5 tackles for loss and 2.5 sacks. Mills also earned four quarterback hurries and recovered a pair of fumbles.
- Now as a captain in 2024, Mills will lead a unit with fellow graduates Howard Cross III and Jordan Botelho that includes junior Jason Onye, freshman Armel Mukam, Freshman Boubacar Traore and junior Junior Tuihalamaka.

**JACK KISER**

- One of the most tenured players on Notre Dame's roster and a team captain, Kiser enters his sixth season playing for the Irish and will lead a linebacker room poised for flexibility. A Butkus Award Watch List honoree, Kiser owns 185 career tackles and will assume a key leadership role on the Irish defense heading into 2024 as one of the most tenured players in the program.
- Kiser was Notre Dame's 2023 Special Teams Player of the Year. Last season, he played in all 13 games, making three starts as a consistent contributor on special teams as well as consistent playing time at linebacker. Kiser finished third on the team with 62 tackles, and tied for the team-lead with 41 solo tackles. He added 1.5 tackles for loss, 1.5 sacks and an interception, also recording a pass breakup and three quarterback hurries, and forced a fumble.
- Kiser is also active in the community and a force in the classroom. A nominee for the Wuerffel Trophy and the AFCA Allstate Good Works Team, Kiser has participated in several community-facing initiatives during his time at the University of Notre Dame.
- He is currently serving as the program's Cleats For a Cause player committee chairman. As part of the initiative, players will wear custom Under Armour Slip Speed shoes on their pregame walk for the Sept. 21 game vs. Miami (Ohio), and the shoes will then be auctioned with proceeds benefiting five local charities. Additionally, cleats inspired by select Notre Dame Football student-athletes will be auctioned, as well. As part of Kiser's role, he has been communicating directly with the five charities that will benefit from the event and planning visits for teammates to those locations throughout the offseason. He has also worked with the program on logistics, messaging and garnering team support to bring awareness, volunteers and funding to the organizations.
- He served as the Fighting Irish Fight for Life football team lead for the past three years, from Fall 2020-Spring 2023, a program which pairs a local pediatric patient with Notre Dame Athletics teams to become a true teammate. Additionally, Kiser worked with local low-income families to perform tax returns this past spring on a weekly basis leading up to Tax Day.
- Kiser has also been involved in the Notre Dame chapter of Uplifting Athletes, supporting the local rare disease community and their families, and would also regularly visit patients and families at the Ronald McDonald House with Freeman.
- He earned selection to the 2024 National Football Foundation Honor Society, and in 2023 was awarded the Dean's Graduate Business Award and the Tom Frecka Academic Achievement Award, recognizing the top GPA in the Master's of Science in Accountancy program at Notre Dame.

## THE OFFENSE

### RILEY LEONARD

- One of the most notable quarterbacks in college football this season, senior Riley Leonard transferred to Notre Dame in the offseason. After recovering from an injury through the spring, Leonard earned the starting role ahead of the 2024 season, and was also voted to be a team captain. It is his second-career captain honor, after also being named a team captain at Duke.
- Leonard has already been named to the 2024 watch lists for the Walter Camp Player of the Year, the Maxwell Award, the Davey O'Brien Award, the Johnny Unitas Golden Arm Award and the Comeback Player of the Year.
- In 2023, Leonard started all seven games in which he played for Duke, going 95-for-165 and 1,102 yards (57.5 percent completion rate) and three touchdowns. He rushed 58 times for 352 yards (44-yard long) and four touchdowns on the season.
- In 2022, he started all 13 games for the Blue Devils, completing 250-of-392 (.638) passes for 2,967 yards with 20 touchdowns, while leading the team in rushing with 699 yards on 124 carries and 13 touchdowns. He was one of three FBS quarterbacks to amass more than 2,900 passing yards and 695 rushing yards, joining LSU's Jayden Daniels and North Carolina's Drake Maye.

### WIDE RECEIVERS

Perhaps the most significant change to the Irish roster comes in the receiving corps, which adds three impact transfers and will also draw upon the strengths of young receivers who made their debuts in 2023. The Notre Dame receiver room features:

#### BEAUX COLLINS

- A transfer from Clemson, Collins recorded 91 receptions for 1,290 yards and 11 touchdowns in 1,578 offensive snaps over 32 games (27 starts) at Clemson from 2021-23
- He broke out late in his true freshman season with 31 catches for 407 yards and three touchdowns
- Collins joined DeAndre Hopkins (2010), Sammy Watkins (2011), Artavis Scott (2014), Hunter Renfrow (2015), Deon Cain (2015) and Justyn Ross (2018) as the only Clemson freshmen – true or redshirt – in the Dabo Swinney era to post at least 30 receptions and at least 400 receiving yards in their debut season

#### JADEN GREATHOUSE

- A member of the 2024 Earl Campbell Tyler Rose Award Watch List who made a significant mark in his true freshman season at Notre Dame, appearing in 12 games while making five starts. He finished the year with 18 receptions for 265 yards and scored a team-high five touchdown receptions.
- Greathouse was the first true freshman wideout in Irish history to catch two touchdown passes in his first-career game when he did so in the 2023 season opener vs. Navy. Greathouse also became the first Notre Dame wide receiver to catch two touchdown passes in a season debut since 1996. In that game, he finished with three catches for a team-best 68 yards and two touchdowns.
- Limited by an injury in the middle of the season, he finished off the year with six catches for 99 yards and two touchdowns in his final three games. His five touchdown catches during a rookie campaign are the most for a Notre Dame true freshman since KJ Stepherson also had five in 2016 and dating back to 1996, rank only behind Michael Floyd's seven in 2008 for an Irish freshman wide receiver.

### JORDAN FAISON

- True freshman wide receiver Jordan Faison joined the Notre Dame football team during preseason camp as a walk on, planning to compete for a roster spot with the team and, as one of the top prep lacrosse players in the nation, join the defending national champion Notre Dame lacrosse team as a scholarship player in the spring of 2024.
- Faison's football acumen and a rash of injuries to the Irish wide receiver group changed those plans a bit, as Faison made his collegiate athletics debut at No. 25 Louisville, catching two passes for 48 yards – which included a 36-yard touchdown grab.
- Faison's debut was just the beginning. He would end the season with 19 catches for 322 yards and four touchdowns, capping the year by earning Sun Bowl MVP honors with five catches for 115 yards and a touchdown.
- Faison competed with the men's lacrosse team and won a national championship this past season.

### JAYDEN HARRISON

- Harrison was a first-team All-American as a kick returner at Marshall last season, finishing second in the country with a 30.7 yards-per-return average. He tied for the FBS lead with two kick return touchdowns in 2023.
- Throughout his career Harrison has returned 60 kickoffs for 1,522 yards (25.4 yards per return average) and three touchdowns while catching 71 passes for 779 yards and four scores. In 2023, Harrison played in all 13 games for Marshall (started four), totaling 28 receptions for 410 yards (14.6 yards per reception) and a touchdown.
- Harrison was recognized as a finalist for the Jet Award in 2023 and has been named to watch lists for the Jet Award and the Hornung Award in 2024. He was named a Walter Camp, FWA and CBS Sports/247Sports.com First Team All-American in 2023.

### KRIS MITCHELL

- A transfer from FIU, in 2023 Mitchell led CUSA and ranked in the Top 20 nationally in receiving yards (1,118 - 18th nationally) and receiving yards per game (93.2 - 13th nationally). He owns 100 career receptions for 1,663 yards and 11 touchdowns.
- In 2023, Mitchell played in all 12 games in 2023, finishing the season as FIU's leading receiver as he totaled 64 catches for 1,118 yards with seven touchdowns. He averaged 93.2 yards per game, recording at least one reception in all 12 games and multiple receptions in 11 games.

### JAYDEN THOMAS

- Thomas entered the 2023 season as Notre Dame's leading returning receiver and served in that role in the first four games of the year, catching 12 passes for over 180 yards and a touchdown. Over the next six games, Thomas would deal with a nagging hamstring injury that dropped his production to five total catches.
- In 2022, Thomas posted 25 receptions for 361 yards and three touchdowns, with 14.4 yards per catch.

## MITCHELL EVANS

- Slated to be one of the nation's top tight ends in 2024, Mitchell Evans had a breakout season in 2023 before being sidelined with an injury. He played in eight games as a junior, starting seven, and ended the season as the team's top receiving target, averaging 52.8 yards per game. Through those eight games, Evans totaled 29 receptions for 422 yards and a touchdown during the season, averaging 14.6 yards per catch.
- He now looks to lead a tight end room that includes Cooper Flanagan and Eli Raridon, who both notched receiving touchdowns in 2023.
- Evans has garnered several national nods during the 2024 preseason, including selections to watch lists for the Mackey, Biletnikoff and Lombardi Awards, as well as selections to All-America Second Teams by *Sparting News*, Associated Press and Pro Football Focus.

## RUNNING BACKS

- The departure of NFL Draft pick Audric Estimé, who led the Irish in rushing in 2023 (1,341, good for fifth-most in program history), paves the way for sophomore running backs Jeremiyah Love and Jadarian Price to lead the Notre Dame rushers group.
- Both Price and Love have been named to the Doak Walker Award Watch List
- A true freshman running back in 2023, Love rushed for 385 yards on 71 carries, seeing at least three carries in all 13 games in 2023. He broke off two 30-yard runs, including a 36-yard scoring jaunt against Tennessee State.
- Sidelined for his true freshman campaign in 2022 with an injury, Price flashed his big-play potential throughout the 2023 season. That potential included a touchdown run on his first career carry, a touchdown reception on his second career catch and a 99-yard kickoff return against No. 10 Southern Cal on his fifth career return opportunity. He capped the season by leading the Irish in rushing with 106 yards on 13 carries with one touchdown in the 40-8 Sun Bowl victory over No. 21 Oregon State.
- Two freshmen, Aneayas Williams and Kedren Young, will look to see playing time as members of the multi-faceted Irish running backs room.
- Sophomore Gi'Bran Payne suffered a spring injury that will sideline him for the 2024 season. In 2023, Payne led the team with 11 third-down conversions. He finished the year with 45 carries for 168 yards and two touchdowns, while also catching nine passes for 58 yards and two scores.
- A jack-of-all-trades running back who transferred from Penn State in 2023, graduate Devyn Ford immediately established himself as one of Notre Dame's top special teams players. He returned seven kickoffs, rushed eight times for 44 yards, caught four passes for 34 yards and a touchdown and made four special teams tackles in 2023.

## OFFENSIVE LINE

- Notre Dame's offensive line presents some new faces in 2024 with the departures of NFL Draftees Joe Alt and Blake Fisher.
- Pat Coogan, Ashton Craig, Billy Schrauth, Tosh Baker, Rocco Spindler and Charles Jagusah own starting experience. Jagusah will miss 2024 with a torn right pectoralis muscle.
- Irish linemen Aamil Wagner, Sam Pendleton and Anthonie Knapp will look to see the field with the rest of the group.

- Variations in offensive line structure from week to week are not uncommon for the Irish, who are traditionally a perennial standard in offensive line play.
- In the last five seasons, Notre Dame has employed at least two variations in offensive line personnel for its starters in each season. The Irish saw three different offensive line makeups in 2023, two in 2022, six in 2021, five in 2020 and three in 2019.

## SPECIAL TEAMS

- While Notre Dame's special teams feature new faces at all three specialist positions, special teams coordinator Marty Biagi enters his second season with the Irish.
- In 2023, Notre Dame scored touchdowns on four different special teams plays (a blocked field goal, a kickoff return touchdown, a punt return touchdown and a fumbled punt return recovered for a touchdown).
- Notre Dame's 64 PATs in 2023 were the most in a season in program history.
- The Irish boasted a 26.2-yard kickoff return average, which ranked fourth among all FBS teams in 2023.
- Mitch Jeter joins the Irish from South Carolina., where he ended the season as the Gamecocks' top point scorer. In 2023, he hit 12-of-14 field goal attempts and connected on 33-of-34 extra point attempts. He also handled kick off duties, kicking off 63 times with 41 touchbacks, averaging 62.3 yards per kickoff. Jeter owns a career 92.0 percent field-goal rate (23-25), connecting on 77-80 extra points.
- James Rendell enters his first season of American football in 2024, joining Notre Dame after playing in the Victorian Football League for the Frankston Dolphins from 2019-23, where he was named team MVP for Frankston in 2021. Rendell trained with Prokick Australia, and is the son of the late Matt Rendell, a storied Australian Football League player who served as captain of Fitzroy from 1985-87 and won two club championships in 1982 and 1983.
- The Irish bring in a first-team all-american kickoff returner in Marshall transfer Jayden Harrison, who finished second in the country with a 30.7 yards-per-return average in 2023. He tied for the FBS lead with two kick return touchdowns in 2023. Throughout his career Harrison has returned 60 kickoffs for 1,522 yards (25.4 yards per return average) and three touchdowns

## 2023 NATIONAL AWARDS

Several of Notre Dame's 2023 players recognized with national awards or semifinalist/finalist honors return to the roster (returning individuals in **bold**). Below is an overview of Notre Dame's 2023 National Award honorees:

- Joe Alt - Unanimous All-American (First Team) | Lombardi Award Finalist | Outland Trophy Finalist
- JD Bertrand - First-Team Academic All-American | Wuerffel Trophy Finalist | Campbell Trophy Finalist
- **Howard Cross III** - Chuck Bednarik Award Semifinalist
- Audric Estimé - Capital One Orange Bowl/FWAA Courage Award Nominee
- **Al Golden** - Broyles Award Nominee
- Sam Hartman - Johnny Unitas Golden Arm Award Top 10 Finalist | Davey O'Brien Award Semifinalist
- **Benjamin Morrison** - Jim Thorpe Award Semifinalist
- Marist Liufau - Butkus Award Semifinalist
- Michael Vinson - Burlsworth Trophy Nominee | Mannelly Award Semifinalist
- **Xavier Watts** - Unanimous All-American (First Team) | Bronko Nagurski Award winner



**OPPONENT NOTES - TEXAS A&M**

- Notre Dame and Texas A&M will be meeting for the sixth time overall and the second time with the Aggies as the host. Notre Dame leads the series 3-2, with the Irish 1-0 at home, 0-1 on the road and 2-1 at neutral sites (all three neutral site meetings were at the Cotton Bowl - 1987, 1992 and 1993)
- Texas A&M won the most recent meeting of the two teams back in 2001 (24-3)
- Of the five previous matchups between the two teams, three of those meetings saw both teams ranked in the top 15. This meeting will mark the fourth of six meetings in which both teams are ranked in the top 25.

**SERIES HISTORY**

**TEXAS A&M (3-2-0)**

H: 1-0-0; A: 0-1-0; N: 2-1-0

Site	Year	Rank	Result	ND	Opp
Cotton Bowl, Dallas, TX	1987	12-13	L	10	35
Cotton Bowl, Dallas, TX	1992	5-4	W	28	3
Cotton Bowl, Dallas, TX	1993	4-7	W	24	21
Home	2000	-23	W	24	10
Away	2001		L	3	24

**THE LAST TIME**

- Sept. 29, 2001, in College Station, Texas A&M won 24-3
- Texas A&M scored on their first three possessions to take a commanding 17-0 lead before the Irish were able to put points on the board.

Score by Quarters	Q1	Q2	Q3	Q4	Total
Notre Dame (0-3)	0	3	0	0	3
Texas A&M (4-0)	14	3	0	7	24

Qtr	Time	Scoring Play	V-H
1st	10:07	TA - Farmer, Derek 31 yd run (Scates, Cody kick), 10-76 4:53	0 - 7
	05:09	TA - Farris, Mark 22 yd pass from Flemming, Osch. (Scates, Cody kick), 5-80 1:47	0 - 14
2nd	10:14	TA - Scates, Cody 29 yd field goal, 11-32 4:30	0 - 17
	00:28	ND - Setta, Nicholas 47 yd field goal, 9-21 1:44	3 - 17
4th	13:35	TA - Webb, Randall 13 yd blocked punt return (Scates, Cody kick)	3 - 24

**TEAM STATISTICS**

	ND	A&M	LEADERS - BOTH TEAMS							
			RUSHING	No.	Gain	Loss	Net	TD	LG	Avg
First Downs	12	17	Farmer (A&M)	20	105	5	100	1	31	5.0
Rushing Yards (Net)	70	133	Jones (ND)	7	32	1	31	0	14	4.4
Passing Yards (Net)	121	177	PASSING							
Total Offense	191	310	C-A-I	Yds	TD	Long	Sack			
Penalties/Yards	4-19	2-25	Farris (A&M)	14-26-0	155	0	45	0		
Punts/Yards	7-303	5-208	Holiday (ND)	6-13-2	73	0	19	3		
Interceptions/Yards	0-0	3-0	RECEIVING							
Time of Possession	27:00	33:00	No.	Yds	TD	Long				
Third-down Conversions	6-17	4-15	Porter (A&M)	4	28	0	9			
Fourth-down Conversions	1-2	3-4	Hunter (ND)	8	72	0	19			
Red Zone Scores/Chances	0-1	1-2	TACKLES: Davis (A&M) - 9, Harrison (ND) - 14							
Sacks by/Yards	0-0	6-36								

**2023 STATISTICAL COMPARISON**

**NATIONAL RANKINGS**

	ND	A&M
Rushing Offense	27th (185.7)	13th (108.8)
Passing Offense	48th (246.5)	29th (270.8)
Total Offense	29th (432.2)	48th (406.9)
Scoring Offense	7th (39.2)	24th (33.3)
Rushing Defense	26th (119.0)	13th (108.8)
Passing Defense	3rd (157.3)	37th (207.4)
Total Defense	5th (276.3)	19th (316.2)
Scoring Defense	7th (15.9)	34th (22.1)
Net Punting	83rd (38.03)	61st (39.00)
Punt Returns	24th (11.20)	17th (12.00)
Kickoff Returns	4th (26.29)	101st (18.14)
Turnover Margin	20th (0.54)	78th (-0.15)
Time of Possession	49th (30:36)	30th (31:24)

**NOTRE DAME VS. SEC OPPONENTS**

Alabama	5-3
Arkansas	0-0
Auburn	0-0
Florida	1-0
Georgia	0-3
Kentucky	0-0
LSU	7-5
Mississippi	1-1
Mississippi State	0-0
Missouri	2-2
Oklahoma	9-2
South Carolina	4-1
Tennessee	4-4
Texas	9-3
Texas A&M	3-2
Vanderbilt	3-0
<b>Totals</b>	<b>48-26</b>

**CONNECTIONS**

- Notre Dame quarterback Riley Leonard, a transfer from Duke, spent two seasons under the tutelage of current Texas A&M head coach Mike Elko. Elko also has experience at Notre Dame, having served as defensive coordinator in 2017
- Notre Dame players from Texas: WR Jaden Greathouse (Austin), CB Leonard Moore (Round Rock), RB Jadarion Price (Denison), WR KK Smith (Frisco), DL Loghan Thomas (Katy), RB Kedren Young (Lufkin)
- Coaches with ties to Texas: Marty Biagi (North Texas Special Teams Coordinator 2017-19), Max Bullough (Houston Texans Linebacker 2014-16).

**NOTRE DAME OPPOSING TEAM HOME FIELD ATTENDANCE RECORDS**

Opponent	Stadium	Att. Record	Date	ND Rank	Opp Rank	Outcome
Air Force	Falcon Stadium	56,409	10/19/2002	7	18	W, 21-14
BYU	LaVell Edwards Stadium	66,247	10/16/1993	3		W, 45-20
Georgia	Sanford Stadium	93,246	9/21/2019	7	3	L, 17-23
Louisville	L&N Stadium	59,081	10/7/2023	10	25	L, 20-33
Northwestern	Ryan Field	55,752	10/27/1962		3	L, 6-35
Michigan	Michigan Stadium	115,109	9/7/2013	14	17	L, 30-41
Michigan State	Spartan Stadium	80,401	9/22/1990	1	24	W, 20-19
Southern Cal	L.A. Memorial Coliseum	105,236	12/6/1947	1	3	W, 38-7
Georgia Tech	Bobby Dodd Stadium	56,680	9/2/2006	2		W, 14-10
Temple	Lincoln Financial Field	69,280	10/31/2015	9	21	W, 24-20

**NOTRE DAME ATTENDANCE RECORDS - NEUTRAL SITES**

Opponent	Stadium	Att.	Date	ND Rank	Opp Rank	Outcome
BYU	Allegiant Stadium	62,742	10/8/2022		16	W, 28-20
Alabama	Hard Rock Stadium	80,120	1/7/2013	1	2	L, 14-42
Southern Cal	Soldier Field	120,000	11/26/1927			W, 7-6
Boston College	Fenway Park	38,686	11/21/2015	5		W, 19-16
Navy	Aviva Stadium (Dublin, Ireland)	49,000	8/26/2023	13		W, 42-3
Syracuse	MetLife Stadium	76,802	9/27/2014	8		W, 31-15
Army	Yankee Stadium	54,251	11/20/2010			W, 27-3
Oregon State	Chase Field (Insight Bowl)	45,917	12/8/2004			L, 21-38
Army	Shea Stadium	61,000	10/9/1965	7		W, 17-0
Miami FL	Sun Bowl Stadium	54,021	12/31/2010			W, 33-17
Oregon State	Sun Bowl Stadium*	48,223	12/29/2023	15	21	W, 40-8

\*Sun Bowl Stadium was reconfigured in 2021 and the capacity crowd number dropped from Notre Dame's appearance in 2010.

**NOTRE DAME ATTENDANCE TOP 10 APPEARANCES**

Stadium	Opponent	Rank	Att.	Date	ND Rank	Opp Rank	Outcome
Cotton Bowl Stadium (Cotton Bowl)	Texas	2nd	76,601	1/2/1978	5	1	W, 38-10
Michie Stadium	Army	2nd	42,503	10/20/1973	8		W, 62-3
Tulane Stadium	Alabama	3rd	85,372	12/31/1973	3	1	W, 24-23
FedEx Stadium	Navy	3rd	78,844	11/14/1998	12		W, 30-0
Acrisure Field	Pitt	t-3rd	68,400	11/7/2015	8		W, 42-30
Darrel K. Royal Stadium	Texas	4th	102,351	9/4/2016	10		L, 47-50 2OT
M&T Bank Stadium	Navy	4th	70,932	11/15/2008			W, 27-21
Sun Devil Stadium (Fiesta Bowl)	Ohio State	4th	76,196	1/2/2006	5	4	L, 20-34
State Farm Stadium (Fiesta Bowl)	Ohio State	5th	71,123	1/1/2016	8	7	L, 28-44
Sun Devil Stadium (Fiesta Bowl)	Oregon St.	5th	75,428	1/1/2001	10	5	L, 9-41
Superdome (Sugar Bowl)	Georgia	5th	77,895	1/1/1981	7	1	L, 10-17
Acrisure Field	Pittsburgh	6th	66,451	9/3/2005		23	W, 42-21
Beaver Stadium	Penn State	6th	110,078	9/8/2007		14	L, 10-31
Memorial Stadium	Clemson	7th	84,982	10/3/2015	6	12	L, 22-24
Superdome (Sugar Bowl)	LSU	6th	77,781	1/3/2007	11	4	L, 14-41
Sun Devil Stadium (Fiesta Bowl)	W. Virginia	6th	74,911	1/2/1989	1	3	W, 34-21

for college football games in all facilities listed above

**NOTRE DAME ATTENDANCE NOTES**

- Since Notre Dame began to establish its national brand in the 1920s, the Fighting Irish have been a sure-fire ticket selling game where ever their football schedule takes the team. Notre Dame owns attendance records at 10 opponent home venues across the country - by far the most of any FBS team (Florida State and Miami each have four such record games).
- The Irish also own nine attendance records at active neutral site venues, which includes Allegiant Stadium, Soldier Field, Hard Rock Stadium, Aviva Stadium in Dublin, Ireland and Sun Bowl Stadium.
- Notre Dame also owns several top-10 attendance numbers at stadiums across the country, which includes some of the top attendance marks at the Cotton Bowl, Fiesta Bowl, Sugar Bowl and other notable venues.
- The 2023 contest between Notre Dame and Duke in Wallace Wade Stadium was the most-attended Blue Devil home game since Nov. 11, 1989.
- Notre Dame's visit to No. 25 Louisville in 2023 set a new L&N Stadium record at 58,081.
- After setting a Sun Bowl Stadium record 13 years ago with 54,021 fans for a victory over Miami FL in 2010, Sun Bowl Stadium underwent a reconfiguration to drop the attendance number. For the 2023 game with Oregon State, Notre Dame again set the facility record at 48,223.

**TELEVISION RATINGS**

Notre Dame was among the top-15 most-viewed games in each of the 10 weeks the Irish were on a linear broadcast in 2023 and was among the top six most-watched games in six of those seven weeks. Notre Dame's regular-season finale at Stanford was on the Pac-12 Network and was not eligible to be rated or measured.

The Sun Bowl victory over Oregon State drew 3.26 million viewers and a 1.8 rating and was the 15th-most viewed bowl game from Dec. 26 through Jan. 1.

**NOTRE DAME TELEVISION RATING WEEK-BY-WEEK**

Wk.	Opponent	Network	Rating	Viewers	CFB Rating Ranking That Week
12	Wake Forest	NBC	0.9	1.48M	13
9	Clemson	ABC	1.9	3.24M	6
8	Pittsburgh	NBC	1.1	1.89M	11
7	Southern Cal	NBC	3.4	6.43M	2
6	Louisville	ABC	2.8	5.12M	3
5	Duke	ABC	2.9	5.32M	3
4	Ohio State	NBC	5.1	9.98M	2
2	NC State	ABC	1.7	2.93M	6
1	Tenn. State	NBC	0.9	1.56M	15
0	Navy	NBC	1.9	3.56M	1

**2024 SCHEDULE/RESULTS**

Date	ND Rank	Opp Rank	Opponent	Location	W/L	Score	Att	Leading Rusher	Leading Passer	Leading Receiver	Leading Tackler
8-31	7/7	20/20	at Texas A&M	Kyle Field							
9-7			Northern Illinois	Notre Dame Stadium							
9-14			at Purdue	Ross-Ade Stadium							
9-21		-/RV	Miami (OH)	Notre Dame Stadium							
9-28		RV/RV	Louisville	Notre Dame Stadium							
10-12			Stanford	Notre Dame Stadium							
10-19			at Georgia Tech	Mercedes-Benz Stadium							
10-26			at Navy	MetLife Stadium							
11-9		10/10	Florida State	Notre Dame Stadium							
11-16			Virginia	Notre Dame Stadium							
11-23			Army	Yankee Stadium							
11-30		23/23	at Southern Cal	LA Memorial Coliseum							

**NOTRE DAME SEASON NOTES**

- Notre Dame will play at three professional sports stadiums in 2024: Yankee Stadium, Mercedes-Benz Stadium and MetLife Stadium
- Notre Dame is one of two schools in the country scheduled to play at three former Super Bowl sites this season (that do not serve as their home stadium) with games scheduled at Mercedes-Benz Stadium, MetLife Stadium and the Los Angeles Coliseum. They are joined by Navy, their opponent for the game at MetLife Stadium. Navy will also play at Raymond James Stadium and Rice Stadium in 2024.
- The Irish will again take part in the Shamrock Series in 2024, playing a home game away from home, this season vs. Army at Yankee Stadium. Notre Dame is 18-6-3 at Yankee Stadium,
- Notre Dame will again partner with Under Armour for the Cleats for a Cause initiative for the home game vs. Miami (Ohio). Each football student-athlete will wear special-edition Under Armour Slip Speed shoes during the team’s walk from the Basilica of the Sacred Heart to Notre Dame Stadium on Sept. 21, 2024 for the Miami-Ohio gameday. An online auction will run prior to and after the game for the shoes. In addition, custom cleats inspired by select Notre Dame football student-athletes will also be up for auction. More information about the ‘Cleats For A Cause’ initiative will be released in the coming weeks.

**ESPN’S COLLEGE GAME DAY - NOTRE DAME ON THE ROAD**

The Irish are tied for sixth all-time in Game Day appearances with 36 (37 including this weekend) combining visits by the show on campus, on the road or at a Shamrock Series venue (2021 vs. Wisconsin at Soldier Field). Notre Dame is 16-20 all-time with Game Day appearing to celebrate the match up.

Date	Opponent	W/L	ND	Opp	Corso Pick	Notes
9-4-1999	No. 16 Notre Dame	No. 7 Michigan	L	22	26	n/a
11-6-1999	Notre Dame	No. 4 Tennessee	L	14	38	Tennessee
9-8-2001	No. 17 Notre Dame	No. 5 Nebraska	L	10	27	Nebraska
10-19-2002	No. 7 Notre Dame	No. 18 Air Force	W	21	14	Air Force
10-26-2002	No. 6 Notre Dame	No. 11 Florida State	W	34	24	Florida State
9-13-2003	No. 15 Notre Dame	No. 5 Michigan	L	0	38	Michigan
9-18-2004	Notre Dame	Michigan State	W	31	24	Notre Dame
11-27-2004	Notre Dame	No. 1 Southern Cal	L	10	41	Southern Cal
9-3-2005	Notre Dame	No. 23 Pittsburgh	W	42	21	Pittsburgh
9-2-2006	No. 2 Notre Dame	Georgia Tech	W	14	10	Notre Dame
11-25-2006	No. 6 Notre Dame	No. 2 Southern Cal	L	24	44	Southern Cal
9-10-2011	Notre Dame	Michigan	L	31	35	Michigan
10-27-2012	No. 5 Notre Dame	No. 8 Oklahoma	W	30	13	Oklahoma
11-24-2012	No. 1 Notre Dame	Southern Cal	W	22	13	Notre Dame
1-7-2013	No. 1 Notre Dame	No. 2 Alabama	L	14	42	Notre Dame
9-7-2013	No. 13 Notre Dame	No. 17 Michigan	L	30	41	Notre Dame
10-18-2014	No. 5 Notre Dame	No. 2 Florida State	L	27	31	Florida State
10-3-2015	No. 6 Notre Dame	No. 12 Clemson	L	22	24	Notre Dame
10-31-2015	No. 9 Notre Dame	No. 21 Temple	W	24	20	Notre Dame
11-11-2017	No. 3 Notre Dame	No. 7 Miami FL	L	8	41	Notre Dame
9-21-2019	No. 7 Notre Dame	No. 3 Georgia	L	17	23	Georgia
12-19-2020	No. 2 Notre Dame	No. 3 Clemson	L	10	34	Clemson
9-25-2021	No. 12 Notre Dame	No. 18 Wisconsin	W	41	13	Notre Dame
9-3-2022	No. 5 Notre Dame	No. 2 Ohio State	L	10	21	Ohio State
9-30-2023	No. 11 Notre Dame	No. 17 Duke	W	21	14	Notre Dame
8-31-2024	No. 7 Notre Dame	No. 20 Texas A&M				

**2024 HONORS AND AWARDS**

Baker, Tosh	2025 Senior Bowl Watch List	Leonard, Riley	2024 Team Captain
Bauman, Kevin	Comeback Player of the Year Watch List		Walter Camp Player of the Year Watch List
Botelho, Jordan	East-West Shrine Bowl 1000 Watch List		Maxwell Award Watch List
	2025 Senior Bowl Watch List		Davey O'Brien Award Watch List
Clark, Jordan	East-West Shrine Bowl 1000 Watch List		Johnny Unitas Golden Arm Award Watch List
	2025 Senior Bowl Watch List		Comeback Player of the Year Watch List
Collins, Beau	East-West Shrine Bowl 1000 Watch List		East-West Shrine Bowl 1000 Watch List
	2025 Senior Bowl Watch List		2025 Senior Bowl Watch List
Coogan, Pat	2025 Senior Bowl Watch List	Love, Jeremiyah	Doak Walker Award Watch List
Cross III, Howard	Outland Trophy Watch List	Mills, Rylie	2024 Team Captain
	Nagurski Trophy Watch List		Outland Trophy Watch List
	Bednarik Award Watch List		Lombardi Award Watch List
	Walter Camp Player of the Year Watch List		2025 Senior Bowl Watch List
	Lombardi Award Watch List	Mitchell, Kris	Biletnikoff Award Watch List
	Lott IMPACT Trophy Watch List		East-West Shrine Bowl 1000 Watch List
	East-West Shrine Bowl 1000 Watch List		2025 Senior Bowl Watch List
	<i>Sporting News</i> Preseason All-America First Team	Morrison, Benjamin	2024 Team Captain
	<i>USA TODAY</i> Preseason All-America First Team		Paycom Jim Thorpe Award Watch List
	Walter Camp Preseason All-America First Team		Bednarik Award Watch List
	Associated Press Preseason All-America First Team		Lott IMPACT Trophy Watch List
	<i>The Athletic</i> Preseason All-America Second Team		<i>Sporting News</i> Preseason All-America First Team
	Pro Football Focus Preseason All-America Second Team		ESPN Preseason All-America First Team
2025 Senior Bowl Watch List	<i>The Athletic</i> Preseason All-America First Team		
Evans, Mitchell	Mackey Award Watch List		Pro Football Focus Preseason All-America First Team
	Biletnikoff Award Watch List		Walter Camp Preseason All-America Second Team
	Lombardi Award Watch List		<i>USA TODAY</i> Preseason All-America Second Team
	East-West Shrine Bowl 1000 Watch List	Associated Press Preseason All-America Second Team	
	<i>Sporting News</i> Preseason All-America Second Team	2025 Senior Bowl Watch List	
	Associated Press Preseason All-America Second Team	Oben, RJ	East-West Shrine Bowl 1000 Watch List
	Pro Football Focus Preseason All-America Second Team		2025 Senior Bowl Watch List
	2025 Senior Bowl Watch List	Price, Jadarian	Doak Walker Award Watch List
Freeman, Marcus	Allstate AFCA Good Works Team Nominee	Thomas, Jayden	2025 Senior Bowl Watch List
Dodd Trophy Watch List	Watts, Xavier	2024 Team Captain	
Greathouse, Jaden		Earl Campbell Tyler Rose Award Watch List	Walter Camp Player of the Year Watch List
Harrison, Jayden		Paul Hornung Award Watch List	Nagurski Trophy Watch List
		Jet Award Watch List	Paycom Jim Thorpe Award Watch List
		Walter Camp Preseason All-America Second Team	Bednarik Award Watch List
		<i>Sporting News</i> Preseason All-America Second Team	Walter Camp Preseason All-America First Team
<i>USA TODAY</i> Preseason All-America Second Team	<i>Sporting News</i> Preseason All-America First Team		
Jeter, Mitch	2025 Senior Bowl Watch List	Associated Press Preseason All-America First Team	
Kiser, Jack	2024 Team Captain	<i>USA TODAY</i> Preseason All-America Second Team	
	Allstate AFCA Good Works Team Nominee	ESPN Preseason All-America Second Team	
	Wuerffel Trophy Nominee	<i>The Athletic</i> Preseason All-America Second Team	
	Butkus Award Watch List	East-West Shrine Bowl 1000 Watch List	
	East-West Shrine Bowl 1000 Watch List	2025 Senior Bowl Watch List	
	2025 Senior Bowl Watch List		

**AP TOP 25**

Rk	Team (1st Place Votes)	Rec.	Points	Prev (2023)
1	Georgia (46)	0-0	1532	4
2	Ohio State (15)	0-0	1490	10
3	Oregon (1)	0-0	1403	6
4	Texas	0-0	1386	3
5	Alabama	0-0	1260	5
6	Ole Miss	0-0	1189	9
7	NOTRE DAME	0-0	1122	14
8	Penn State	0-0	1060	13
9	Michigan	0-0	995	1
<b>10</b>	<b>Florida State</b>	<b>0-0</b>	<b>971</b>	<b>6</b>
11	Missouri	0-0	927	8
12	Utah	0-0	887	NR
13	LSU	0-0	804	12
14	Clemson	0-0	689	20
15	Tennessee	0-0	629	17
16	Oklahoma	0-0	566	15
17	Oklahoma State	0-0	538	16
18	Kansas State	0-0	526	18
19	Miami (FL)	0-0	492	NR
<b>20</b>	<b>Texas A&amp;M</b>	<b>0-0</b>	<b>292</b>	<b>NR</b>
21	Arizona	0-0	237	11
22	Kansas	0-0	231	13
<b>23</b>	<b>Southern Cal</b>	<b>0-0</b>	<b>172</b>	<b>NR</b>
24	NC State	0-0	171	21
25	Iowa	0-0	140	24

Others receiving votes: **Louisville 111**, Virginia Tech 77, Boise St. 47, SMU 33, Iowa St. 33, Liberty 32, Washington 23, West Virginia 17, Memphis 16, Nebraska 16, Wisconsin 15, UTSA 6, Tulane 5, Appalachian St. 4, Kentucky 3, Auburn 2, Colorado 1.

**bold** - 2024 Notre Dame opponents

**AFCA TOP 25**

Rk	Team (1st Place Votes)	Rec.	Points	Prev (2023)
1	Georgia (46)	0-0	1364	3
2	Ohio State (7)	0-0	1302	10
3	Oregon	0-0	1228	7
4	Texas (1)	0-0	1223	4
5	Alabama	0-0	1077	5
6	Ole Miss	0-0	1019	9
7	NOTRE DAME	0-0	969	14
8	Michigan (1)	0-0	944	1
9	Penn State	0-0	889	13
<b>10</b>	<b>Florida State</b>	<b>0-0</b>	<b>867</b>	<b>6</b>
11	Missouri	0-0	808	8
12	LSU	0-0	742	12
13	Utah	0-0	665	NR
14	Clemson	0-0	657	20
15	Tennessee	0-0	621	17
16	Oklahoma	0-0	609	15
17	Kansas State	0-0	416	19
18	Oklahoma State	0-0	359	16
19	Miami (FL)	0-0	292	NR
<b>20</b>	<b>Texas A&amp;M</b>	<b>0-0</b>	<b>273</b>	<b>NR</b>
21	Arizona	0-0	230	11
22	NC State	0-0	216	21
<b>23</b>	<b>Southern Cal</b>	<b>0-0</b>	<b>199</b>	<b>NR</b>
24	Kansas	0-0	186	23
25	Iowa	0-0	148	22

Others receiving votes: Washington 123; **Louisville 95**; Virginia Tech 64; SMU 47; Memphis 44; Boise State 30; Auburn 25; West Virginia 22; Wisconsin 17; Liberty 15; Iowa State 15; Kentucky 12; Florida 11; South Carolina 10; North Carolina 6; UNLV 5; Maryland 5; UCF 4; Texas Tech 4; UTSA 3; Tulane 2; Texas State 2; Nebraska 2; Colorado 2; Appalachian State 2; Troy 1; Syracuse 1; **Miami (OH) 1**; James Madison 1; Air Force 1;

**COLLEGE FOOTBALL PLAYOFF TOP 25**

The first College Football Playoff Rankings will be released on Tuesday, November 5, and each following Tuesday, until Selection Sunday on December 8.



**THE LAST TIME...**

**RUSHING**

500 or more yards	515	at Boston College	2017
400 yards	451	Massachusetts	2015
300 yards	381	at Stanford	2023
200 yards	236	vs. Oregon State	2023
200 yards in the first half	238	at Stanford	2023
200 yards consecutive games	236	vs. Oregon State	2023
	381	at Stanford	2023
three straight 200-yard rushing games	226	UNLV	2022
	246	at Syracuse	2022
	263	Clemson	2022
70 or more attempts	76	Michigan State	1991
60 attempts	63	Navy	2007
50 attempts	56	at Syracuse	2022
40 attempts	48	vs. Oregon State	2023
40 attempts consecutive games	48	at Stanford	2023
	48	vs. Oregon State	2023
Average over 7.0 yards per attempt	7.9	at Stanford	2023
Eight or more rushing TDs	9	Pittsburgh	1965
Seven rushing TDs	7	at Boston College	2017
Six rushing TDs	6	South Florida	2020
Five rushing TDs	5	at Stanford	2023
Four rushing TDs	5	at Stanford	2023
Three rushing TDs	5	at Stanford	2023

**PASSING**

500 or more yards	509	vs. Oklahoma State	2021
400 yards	434	New Mexico	2019
300 yards	342	Central Michigan	2023
60 or more attempts	68	vs. Oklahoma State	2021
50 attempts	53	Virginia Tech	2019
40 attempts	46	Cincinnati	2021
30 attempts	30	at Clemson	2023
35 or more completions	38	vs. Oklahoma State	2021
30 completions	35	at Clemson	2015
25 completions	27	at Stanford	2021
completions to 10 different receivers	12	Pittsburgh	2023
6 or more TDs	6	Bowling Green	2019
5 TDs	5	Wake Forest	2023
4 TDs	4	at NC State	2023
3 TDs	3	vs. Oregon State	2023
5 or more interceptions thrown	7	Southern Cal	1967
4 interceptions thrown	4	at Arizona State	2014
3 interceptions thrown	3	at Louisville	2023

**TOTAL OFFENSE**

700 or more yards	710	Wake Forest	2017
650 yards	654	Syracuse	2015
600 yards	611	Boston College	2017
550 yards	578	Central Michigan	2023
500 yards	521	at Stanford	2023
450 yards	468	vs. Oregon State	2023
400 yards	468	vs. Oregon State	2023
300 yards in the first half	321	at Stanford	2023

**SCORING**

scored 60 or more points	66	New Mexico	2019
50 points	56	at Stanford	2023
45 points	56	at Stanford	2023
40 points	40	vs. Oregon State	2023
35 points	40	vs. Oregon State	2023
30 points	40	vs. Oregon State	2023
30 points in the first half	37	Boston College	2022
21 or more points in a quarter	21 (3rd)	at Stanford	2023
21 or more points in the first quarter	23	UNLV	2022
21 or more points in the second quarter	21	at Stanford	2023
21 or more points in the third quarter	21	at Stanford	2023
21 or more points in the fourth quarter	21	at NC State	2023
scored on the first 8 drives of the game (5 FG, 3 TD)	8	Boston College	2022
allowed 60 or more points		Never	
allowed 50 points	50	at Texas (2 OT)	2016
allowed 40 points	40	vs. Clemson	2020
allowed 30 points	31	at Clemson	2023
allowed 10 points or less	8	vs. Oregon State	2023
held scoreless	0-17	at Boston College	2008
held scoreless at home	0-38	Southern Cal	2007
held scoreless on the road	0-17	at Boston College	2008
held scoreless in the first half	0	Ohio State	2023
held scoreless in the second half	0	vs. Navy	2022
held without offensive TD	3-30	vs. Clemson	2019
held without offensive TD on the road	3-10	at NC State	2016
held without offensive TD at home	0-38	Southern Cal	2007
held opponent scoreless	44-0	Boston College	2022
held opponent scoreless in first half	17-0	Pittsburgh	2023
held opponent scoreless at home	44-0	Boston College	2022
held opponent scoreless on the road	17-0	at Purdue	1993
held opponent without offensive TD	56-3	Tennessee State	2023
held opponent without offensive TD on the road	28-3	at Virginia	2021
held opponent without offensive TD at home	56-3	Tennessee State	2023
held opponent scoreless neutral site	22-0	vs. Maryland	2002
held two opponents scoreless in a season	22-0	vs. Maryland	2002
	42-0	Rutgers	2002
held three opponents scoreless in a season	23-0	Purdue	1976
	49-0	at Northwestern	1976
	41-0	Oregon	1976

held four/five/six opponents scoreless in a season	35-0	vs. Army	1966
	32-0	North Carolina	1966
	38-0	at Oklahoma	1966
	40-0	Pittsburgh	1966
	64-0	Duke	1966
	51-0	at Southern Cal	1966
scored on the first play of the game	int return	at Syracuse	2022
		B. Joseph	29 yds

**TURNOVERS**

did not commit a turnover	0	vs. Oregon State	2023
committed six or more turnovers	6	vs. Navy	1984
committed five turnovers	5	at Louisville	2023
lost four or more fumbles	4	Michigan State	1999
lost three fumbles	3	at Boston College	2020
recorded six or more takeaways	6	Michigan	2012
recorded five takeaways	5 (4 int, 1 fumble)	Pittsburgh	2023
recorded five takeaways, back-to-back games	5 (3 int, 2 fumble)	Southern Cal	2023
	5 (4 int, 1 fumble)	Pittsburgh	2023
returned an interception for a touchdown	1	Pittsburgh	2023
returned two interceptions for touchdowns	2	vs. Wisconsin	2021
returned two interceptions for touchdowns on back-to-back defensive possessions	2	Stanford	2002
returned a fumble for a touchdown	1	Southern Cal	2023
returned two fumbles for touchdowns	2	Stanford	2003
recovered fumble in end zone for a TD	1	Pittsburgh	2023
returned an interception for a TD, fumble return for a TD in same game		Georgia Tech	2021
returned two fumbles for a TD, interception for TD in same game		Purdue	2002

**DEFENSE**

held opponent to 100 or fewer rushing yards	2	vs. Oregon State	2023
held opponent to 50 or fewer rushing yards	2	vs. Oregon State	2023
100 or fewer passing yards	98	Wake Forest	2023
200 or fewer passing yards	195	vs. Oregon State	2023
100 or fewer passing yards, consecutive games	67	Tennessee State	2023
	43	vs. Navy	2023
200 or fewer total yards	197	vs. Oregon State	2023
300 or fewer total yards	197	vs. Oregon State	2023
300 or fewer total yards, consecutive games	251	Southern Cal	2023
	255	Pittsburgh	2023
	285	at Clemson	2023
	232	Wake Forest	2023
intercepted five or more passes	5	Michigan	2012
intercepted four passes	4	Pittsburgh	2023
intercepted three passes	4	Pittsburgh	2023
intercepted three passes, consecutive games	3	Southern Cal	2023
	4	Pittsburgh	2023

forced five or more fumbles	5	at Louisville	2019
forced four fumbles	4	Syracuse	2020
forced three fumbles	3	Southern Cal	2023
scored a safety		vs. Oregon State	2023
scored two safeties		Michigan State	1987
ND/opposing team each scored a safety		vs. Florida State	1995
recorded nine or more sacks	9	Rutgers	1996
eight sacks	8	Virginia	2019
seven sacks	7	at Virginia	2021
six sacks	6	Southern Cal	2023
held opponent without a rushing first down	0	vs. Oregon State	2023
held opponent to 10 or fewer first downs	10	vs. Oregon State	2023
held opponent to just one 3rd down conversion	1-9	vs. Oregon State	2023
held opponent without a 3rd down conversion	0-12	UNLV	2022

**SPECIAL TEAMS**

returned a punt for a touchdown	Pittsburgh	Chris Tyree (82 yds)	2023
returned two or more punts for a touchdown	Pittsburgh	Allen Rossum (55 yds) Allen Rossum (83 yds) Autry Denson (74 yds)	1996
100 more punt return yards	Pittsburgh	102	2023
returned a blocked punt for a TD	Clemson	Prince Kollie (17 yds)	2022
returned a kickoff for a touchdown	Southern Cal	Jadarian Price (99 yds)	2023
returned 2 kickoffs for touchdowns	Pittsburgh	Allen Rossum (93 yds) Jarious Jackson (40 yds)	1997
returned a punt for TD, kickoff for TD in the same game	Nebraska	Joey Getherall (punt, 83 yds) Julius Jones (kick, 100 yds)	2000
returned a blocked FG for a TD	at Stanford	J. Jean-Baptiste (60)	2023
returned a kick for a TD and a blocked PAT in the same game	Syracuse	CJ Sanders (kick) Cole Luke (PAT blk)	2016
blocked a punt	vs. Navy	Jack Kiser	2022
blocked two punts	UNLV	Isaiah Foskey (both)	2022
blocked two consecutive punts	UNLV	Isaiah Foskey (both)	2022
blocked punt in consecutive games	Stanford & UNLV		2022
blocked punt in three cons. games	at Syracuse	Clarence Lewis	2022
blocked punt in four cons. games	Clemson	Jordan Botelho	2022
blocked punt in five cons. games	vs. Navy	Jack Kiser	2022
spoiled a fake punt attempt	vs. Oregon State	Joshua Burnham	2023
punted 10 or more times	at Michigan		2019
did not punt	vs. Navy		2023
blocked a field goal	at Stanford	Jason Onye	2023
had a field goal blocked	at Texas		2016
blocked a PAT kick	Florida State	Jerry Tillery	2018
scored on a blocked PAT kick	Florida State	Julian Love	2018
missed a PAT kick	Pittsburgh		2023
had a PAT kick blocked	Florida State		2018
opponent scored on blocked PAT	Northwestern		2014
had a punt blocked	Northwestern		2018
two-point conversion	at Duke	Rico Flores Jr. catch	2023
missed two-point conversion	at Southern Cal	pass failed	2022
stopped 3 two-point conv. attempts	at North Carolina		2022



recovered two opponent inside kicks	vs. Navy	P. Kollie, M. Salerno	2022
successful inside kick	Wake Forest		2023

**MISCELLANEOUS**

had 35 or more first downs	35	at North Carolina	2022
had 30 or more first downs	35	at North Carolina	2022
had 25 or more first downs	26	at Stanford	2023
had 20 or more first downs	24	vs. Oregon State	2023
ND was not penalized		at LSU	1997
had 10 or more penalties	12	at Duke	2023
has 120 or more yards in penalties	120	at Rutgers	2000
had 40 or more minutes of possession time	40:55	vs. BYU	2022
had 35 or more minutes of possession time	35:31	Pittsburgh	2023
was involved in a tie game	17-17	at Southern Cal	1994
was involved in an overtime game	41-38	at Florida State	2021
was involved in a 2 OT overtime game	47-40	Clemson	2020
was involved in a 3 OT overtime game	29-26	Pittsburgh	2012
was involved in a 4 OT overtime game	33-36	Pittsburgh	2008
game-winning score in last minue	0:31	at Duke	2023
Audric Estimé 30-yard rush			
Notre Dame scored on offense, defense and special teams		Southern Cal	2023
pass TD, rush TD, fumble return, kick return			
Notre Dame scored on offense, defense and special teams, consecutive game		Southern Cal	2023
pass TD, rush TD, fumble return, kick return			
		Pittsburgh	2023
pass TD, rush TD, interception return, punt return			

**NOTRE DAME PLAYER RUSHING**

rushed for 100 yards in 1st half	140	Audric Estimé	at Stanford	2023
rushed for 100 yards	106	Jadarian Price	vs. Oregon State	2023
rushed for 125 yards	238	Audric Estimé	at Stanford	2023
rushed for 150 yards	238	Audric Estimé	at Stanford	2023
rushed for 175 yards	238	Audric Estimé	at Stanford	2023
rushed for 200 yards	238	Audric Estimé	at Stanford	2023
rushed for 250 yards	262	Julius Jones	at Pittsburgh	2003
QB rushed for 200 yards	207	Brandon Wimbush	at Boston College	2017
QB rushed for 100 yards	139	Ian Book	at Duke	2019
player rushed for 100 yards in consecutive games		Audric Estimé		
	115	Audric Estimé	Wake Forest	2023
	238	Audric Estimé	at Stanford	2023
two players rush for over 100 yards	114	Logan Diggs	Clemson	2022
	104	Audric Estimé	Clemson	2022
three players rush for over 100 yds	128	DeShone Kizer	at Stanford	2015
	161	Josh Adams	at Stanford	2015
	124	Dexter Williams	at Stanford	2015

rushed 40 or more times	40	Allen Pinkett	at LSU	1984
rushed 35 times	35	Julius Jones	BYU	2003
rushed 30 times	32	James Aldridge	Navy	2007
rushed 25 times	25	Audric Estimé	at Stanford	2023
two players rush 20 times	20	Audric Estimé	at Syracuse	2022
	20	Logan Diggs	at Syracuse	2022
rushed for 4 or more TDs	4	Audric Estimé	at Stanford	2023
rushed for 3 TDs	4	Audric Estimé	at Stanford	2023
rushed for 2 TDs	4	Audric Estimé	at Stanford	2023
had a run of 90 yards or more	91	Kyren Williams	North Carolina	2021
had a run of 80 yards or more	80	Audric Estimé	at NC State	2023
had a run of 70 yards or more	80	Audric Estimé	at NC State	2023
had a run of 60 yards or more	80	Audric Estimé	at NC State	2023
had a run of 50 yards or more	54	Jadarian Price	vs. Oregon State	2023

**PASSING**

passed for 500 or more yards	509	Jack Coan	vs. Oklahoma St.	2021
passed for 400 yards	509	Jack Coan	vs. Oklahoma St.	2021
passed for 300 yards	330	Sam Hartman	Central Michigan	2023
attempted 60 or more passes	68	Jack Coan	vs. Oklahoma St.	2021
attempted 50 passes	53	Ian Book	Virginia Tech	2019
attempted 40 passes	40	Ian Book	Boston College	2019
attempted 30 passes	30	Sam Hartman	at Clemson	2023
completed 30 or more passes	38	Jack Coan	vs. Oklahoma St.	2021
completed 20 passes	21	Sam Hartman	Wake Forest	2023
threw six touchdowns	6	Brady Quinn	BYU	2005
threw five touchdowns	5	Jack Coan	vs. Oklahoma St.	2021
threw four touchdowns	4	Sam Hartman	Wake Forest	2023
threw three touchdowns	3	Steve Angeli	vs. Oregon State	2023
threw five or more interceptions	5	Terry Hanratty	Southern Cal	1967
threw four interceptions	4	Everett Golson	at Arizona State	2014
threw three interceptions	3	Sam Hartman	at Louisville	2023
completed a pass of 90 yds or more	95	Dayne Crist	Michigan	2010
completed a pass of 80 yds or more	83	Brandon Wimbush	at Stanford	2017
completed a pass of 70 yds or more	76	Sam Hartman	Central Michigan	2023
completed a pass of 60 yds or more	60	Sam Hartman	Pittsburgh	2023
completed a pass of 50 yds or more	56	Steve Angeli	vs. Oregon State	2023
finished first half w/o incompletion	8-8	Drew Pyne	at Southern Cal	2022
completed 10 straight passes	15	Drew Pyne	at Southern Cal	2022
completed 15 consecutive passes	15	Drew Pyne	at Southern Cal	2022
consecutive completions to start a game	15	Drew Pyne	at Southern Cal	2022
consecutive passing attempts without an interception to start the season	150	Sam Hartman		2023

**RECEIVING**

caught 10 or more passes	11	Michael Mayer	vs. BYU	2022
caught 7 passes	8	Rico Flores Jr.	Wake Forest	2023
had 200 or more yards	201	Golden Tate	at Stanford	2009
had 175 yards	180	Chase Claypool	Wake Forest	2017
had 150 yards	180	Chase Claypool	Wake Forest	2017
had 100 yards	115	Jordan Faison	vs. Oregon State	2023
had 2/3 receivers with 100+ yds	136	Lorenzo Styles	vs. Oklahoma St.	2021
	115	Chris Tyree	vs. Oklahoma St.	2021
	105	Kevin Austin	vs. Oklahoma St.	2021
caught a 75 yd pass	76	Chris Tyree	Central Michigan	2023
two receptions over 75 or more	75	Tobias Merriweather	Central Michigan	2023
	76	Chris Tyree	Central Michigan	
caught 4 or more TDs	4	Chase Claypool	Navy	2019
caught 3 or more TDs	3	Javon McKinley	Syracuse	2020
caught 3 or more TDs in one half	3	Ben Skowronek	at Boston College	2020
caught 2 or more TDs	2	Holden Staes	at NC State	2023

**TOTAL OFFENSE**

had 500 or more total yards	505	Jack Coan	vs. Oklahoma St.	2021
had 400 total yards	406	Ian Book	New Mexico	2019
had 100 yard passing, 100 rushing	181 139	Ian Book	at Duke	2019
had 3 RB with 100+ scrimmage yards	134	Audric Estimé	at North Carolina	2022
	111	Chris Tyree	at North Carolina	2022
	115	Logan Diggs	at North Carolina	2022

**SCORING**

accounted for 6 or more TDs	6	Ian Book	New Mexico	2019
accounted for 5 or more TDs	5	Tyler Buchner	vs. South Carolina	2022
accounted for 4 or more TDs	4	Audric Estimé	at Stanford	2023
accounted for 3 or more TDs	4	Audric Estimé	at Stanford	2023

**DEFENSE**

3 or more interceptions	3	Benjamin Morrison	Boston College	2022
2 interceptions	2	Xavier Watts	Pittsburgh	2023
2 int. in back-to-back games	2	Xavier Watts	Southern Cal	2023
	2	Xavier Watts	Pittsburgh	2023
interception in 3 straight games	3	Xavier Watts	Southern Cal Pittsburgh at Clemson	2023
intercepted a pass against same opponent, consecutive meetings		AJani Sanders	Arizona State	1998 1999
interception return for a TD	1	Jaden Mickey (43 yds)	Pittsburgh	2023
returned 2 interceptions for TDs, same game		Jack Kiser (66 yds)	vs. Wisconsin	2021
		Drew White (48 yds)		
interception return for a TD, consecutive games		Tom Zbikowski	Tennessee BYU	2005
forced 2 fumbles	2	Howard Cross III	at Duke	2023
recovered 3 fumbles			never	

recovered 2 fumbles	2	Nick McCloud	vs. Clemson	2020
fumble return for TD		Ramon Henderson (in end zone)	Pittsburgh	2023
2 fumble returns for a TD	2	Tony Driver (24, 22 yards)	Navy	2000
20 or more tackles	21	Manti Te'o	Stanford	2010
15 tackles	17	Te'von Coney	vs. LSU	2017
10 tackles	11	JD Bertrand	Southern Cal	2023
2 players, 10 tackles, same game	13	Howard Cross III	at Duke	2023
	11	JD Bertrand	at Duke	2023
defensive lineman 10 tackles	13	Howard Cross III	at Duke	2023
defensive lineman interception return for a touchdown	28	Andrew Trumbetti	Wake Forest	2015
defensive lineman fumble return for a touchdown	70	Myron Tagovailoa-Amosa	Georgia Tech	2021
4.0 or more sacks	4.0	Jerry Tillery	Stanford	2018
3.0 sacks	3.0	Isaiah Foskey	UNLV	2022
2.0 sacks	2.0	Jordan Bothelho	at Syracuse	2022
INT, FF, FR in same game		Xavier Watts	Southern Cal	2023
INT, FF, FR, def TD in same game		Xavier Watts	Southern Cal	2023
2 INT, FF, FR for a TD		Xavier Watts	Southern Cal	2023

**SPECIAL TEAMS**

scored 17 or more points kicking	17	Jonathan Doerer	vs. Clemson	2020
scored 15 points kicking	17	Jonathan Doerer	vs. Clemson	2020
scored 10 points kicking	11	Spencer Shrader	Central Michigan	2023
5 or more field goals	5	Kyle Brindza	vs. Rutgers	2013
4 field goals	4	Jonathan Doerer	vs. Clemson	2020
2 field goals of 50 yards or more	2	Spencer Shrader	at Louisville	2023
longest field goal	54	Spencer Shrader	at NC State	2023
	54	Spencer Shrader	at Louisville	2023
field goal of 50 yards or more	54	Spencer Shrader	at Louisville	2023
punted over 70 yards	72	Jay Bramblett	vs. Wisconsin	2021
punted over 60 yards	61	Jon Sot	Marshall	2022
punted 10 or more times	10	Jay Bramblett	at Michigan	2019
returned a kickoff for a TD	99	Jadarian Price	Southern Cal	2023
returned 2 kickoffs for a TD	89 92	Raghib Ismail	at Michigan	1989
returned 2 kickoffs for a TD, same season	92 93	C.J. Sanders	vs. Army vs. Syracuse	2016
175 yards or more on kickoff returns	182	C.J. Sanders	at Stanford	2015
100 yards or more on kickoff returns	132	Chris Tyree	vs. Wisconsin	2021
returned a blocked PAT for 2 pts		Julian Love	Florida State	2018
returned a blocked FGA for a TD	60	J. Jean-Baptiste	at Stanford	2023
returned a punt for a touchdown	82	Chris Tyree	Pittsburgh	2023
returned 2 punts for a TD, same game	55 83	Allen Rossum	Pittsburgh	1996
returned a punt for a TD, interception for a TD same game		Tom Zbikowski	Tennessee	2005
100 yards or more on punt returns	101	Golden Tate	at Pittsburgh	2009

**THE LAST TIME AN OPPOSING TEAM...**

**RUSHING**

400 or more yards	411	Pittsburgh	1975
300 yards	303	Michigan	2019
200 yards	204	at Southern Cal	2022
50 or more rushing attempts	64	Navy	2019
5 or more rushing TDs	5	Texas	2016
4 rush TDs	4	at Southern Cal	2022
two players with 100+ rushing yards in a game	2	BYU	2013
Taysom Hill - 100; Paul Laskike - 101			

**PASSING**

400 or more yards	439	Clemson	2020
300 yards	301	at North Carolina	2022
60 or more passing attempts	60	Tennessee	1990
50 passing attempts	51	vs. Oklahoma St.	2021
40 passing attempts	42	at Stanford	2023
30 or more pass completions	34	vs. Oklahoma St.	2021
5 or more passing TDs	5	at North Carolina	2022
4 passing TDs	4	vs. Oklahoma St.	2021
3 passing TDs	3	vs. South Carolina	2022

**TOTAL OFFENSE**

600 or more yards	605	vs. Oklahoma St.	2021
500 yards	564	North Carolina	2021
400 yards	436	at Southern Cal	2022
90 or more plays	95	vs. Oklahoma St.	2021
80 plays	81	Stanford	2022
75 plays	78	NC State	2023

**SCORING**

60 or more points		never	
50 points	50	at Texas	2016
40 points	40	Clemson	2020
30 points	31	at Clemson	2023
scored a two-point conversion		vs. Navy (twice)	2022

**TURNOVERS**

did not commit a turnover		Ohio State	2023
3 or more fumbles lost	3	Clemson	2020
5 or more interceptions	5	Southern Cal	1967
4 interceptions	4	Pittsburgh	2023
3 interceptions	4	Pittsburgh	2023
returned an interception for a touchdown		at Clemson	2023
J. Trotter - 28 yards			
returned two interceptions for a touchdown		vs. South Carolina	2022
O'Donnell Fortune - 100 yards			
DQ Smith - 47 yards			
returned a fumble for a touchdown		at Georgia Tech	2020
Zamari Walton - 93 yards			

**DEFENSE**

held ND to 10 or fewer first downs	10	at NC State	2016
scored a safety		Stanford	2016
held ND to 50 or fewer rushing yards	44	at Louisville	2023
held ND to 200 or fewer passing yards	140	at Stanford	2023
held ND to 100 or fewer passing yards	85	Clemson	2022
held ND to 300 or fewer total yards	251	Southern Cal	2023
held ND to 200 or fewer total yards	180	at Michigan	2019
posted five or more sacks	5.0	at Louisville	2023

**SPECIAL TEAMS**

returned a punt for a touchdown	at Southern Cal	Adore Jackson (55 yds)	2016
returned a blocked punt for a TD	NC State	Germain Pratt (0 yds)	2017
returned a kickoff for a TD	Pittsburgh	Maurice French (99 yds)	2018
returned kickoff, punt in same game	at Southern Cal	Adore Jackson (55 yd PR; 97 yd KR)	2016
punted 10 or more times	Georgia Tech	20	2021
did not punt	Miami FL		1985
missed a PAT kick attempt	vs. Navy		2022

**MISCELLANEOUS**

had 30 or more first downs	34	vs. Oklahoma St.	2021
had 20 first downs	23	Southern Cal	2023
had 10 or more penalties	12	Pittsburgh	2020
had 100 or more yards in penalties	127	Georgia	2017
had 35 or more minutes of possession time	35:23	at Southern Cal	2022
had 100-yd receiver, 100-yd rusher		vs. Oklahoma St.	2021
Spencer Sanders, 125 rushing; Brennan Presley 137 receiving; Tay Martin 104 receiving			
had 2 players with 100 receiving yards		vs. Oklahoma St.	2021
Brennan Presley, 137; Tay Martin 104			

**AN OPPOSING PLAYER RUSHING**

rushed for 100 yards	186	Phil Mafah	at Clemson	2023
rushed for 150 yards	186	Phil Mafah	at Clemson	2023
rushed for 200 yards	210	Alexander Teich	Navy	2010
rushed for 300 yards	303	Tony Dorsett	Pittsburgh	1975
rushed 40 or more times	42	Craig Heyward	Pittsburgh	1987
rushed 30 times	36	Phil Mafah	at Clemson	2023
rushed 25 times	36	Phil Mafah	at Clemson	2023
rushed for 5 or more TDs	5	Walter Reyes	at Syracuse	2003
rushed for 4 TDs	4	Ezekiel Elliott	vs. Ohio State	2015
rushed for 3 TDs	3	Caleb Williams	at Southern Cal	2022
rushed for 2 TDs	2	Phil Mafah	at Clemson	2023
a rush of 80 yards or more	89	Jashaun Corbin	at Florida State	2021
a rush of 70 yards	74	Courtney Reese	UNLV	2022
a rush of 60 yards	61	TreVeyon Henderson	Ohio State	2023
a rush of 50 yards	61	TreVeyon Henderson	Ohio State	2023

**PASSING**

passed for 300 yards	301	Drake Maye	at North Carolina	2022
passed for 400 yards	439	D.J. Uiagalelei	Clemson	2020
passed for 500 yards		never		
attempted 60 or more passes	60	Andy Kelly	Tennessee	1990
attempted 50 passes	51	Spencer Sanders	vs. Oklahoma St.	2021
attempted 40 passes	47	Brennan Armstrong	at NC State	2023
completed 30 passes	34	Spencer Sanders	vs. Oklahoma St.	2021
completed 20 passes	23	Caleb Williams	Southern Cal	2023
threw 6 or more TDs	6	Cody Kessler	Southern Cal	2014
threw 5 TDs	5	Drake Maye	at North Carolina	2022
threw 4 TDs	4	Spencer Sanders	vs. Oklahoma St.	2021
completed 90-yard or more pass	97	Kyle Orton	Purdue	2004
completed 80-yard pass	80	Drake Maye	at North Carolina	2022
completed 70-yard pass	72	Eric Dungey	Syracuse	2016
completed 60-yard pass	64	Drake Maye	at North Carolina	2022

**RECEIVING**

caught 15 or more passes	15	Drake London	Southern Cal	2021
caught 10 passes	11	Emeka Egbuka	at Ohio State	2022
	11	Marvin Harrison Jr.	at Ohio State	2022
had 200 or more yards receiving	238	Selwyn Lymon	Purdue	2006
had 150 yards receiving	150	Antoine Green	at North Carolina	2022
had 100 yards receiving	116	E.J. Smith	at Stanford	2023
caught 3 or more TD passes	3	Tay Martin	vs. Oklahoma St.	2021

**SCORING**

accounted for 7 or more TDs	7	Spencer Sanders	vs. Oklahoma St.	2021
accounted for 6 TDs	6	Cody Kessler	Southern Cal	2014
accounted for 5 TDs	5	Drake Maye	at North Carolina	2022

**DEFENSE**

3 or more interceptions	3	Rod Johnson	NC State	2003
2 interceptions	2	Devin Neal	at Louisville	2023
3.0 or more sacks	3.0	Bradley Chubb	NC State	2016
2.0 sacks	2.0	Jeremiah Trotter	at Clemson	2023

**SPECIAL TEAMS**

kicked 4 or more field goals	4	Brock Travelstead	at Louisville	2023
kicked a 50-yd or more field goal	56	Joshua Karty	at Stanford	2023
kicked a punt of 65 or more yards	65	Jake Bailey	Stanford	2017
totaled 100 or more KR yards	122	Damond Phiyaw-Johnson	Duke	2019

**2023 FINAL RESULTS**

Date	ND Rank	Opp Rank	Opponent	Location	W/L	Score	Att	Leading Rusher	Leading Passer	Leading Receiver	Leading Tackler
8-26	13/13		vs. Navy	Aviva Stadium	W	42-3	49,000 (c)	Estimé (95)	Hartman (251)	Thomas (63)	Kiser (8)
9-2	13/13		Tennessee St.	Notre Dame Stadium	W	56-3	77,622 (c)	Estimé (116)	Hartman (194)	Thomas (62)	Cross III (6)
9-9	10/11		at NC State	Carter-Finley Stadium	W	45-24	56,919	Estimé (134)	Hartman (286)	Staes (115)	Harper (7)
9-16	9/11		Central Michigan	Notre Dame Stadium	W	41-17	77,622 (c)	Estimé (176)	Hartman (330)	Thomas (63)	Kiser (10)
9-23	9/9	6/4	Ohio State	Notre Dame Stadium	L	14-17	77,622 (c)	Estimé (70)	Hartman (175)	Evans (75)	Bertrand/Jean-Baptiste (8)
9-30	11/13	17/16	at Duke	Wallace Wade Stadium	W	21-14	40,768	Estimé (81)	Hartman (222)	Evans (134)	Cross III (13)
10-7	10/11	25/25	at Louisville	L&N FCU Stadium	L	20-33	59,081 (c)	Love (37)	Hartman (254)	Evans (71)	Bertrand/Brown (9)
10-14	21/21	10/9	Southern Cal	Notre Dame Stadium	W	48-20	77,622 (c)	Estimé (95)	Hartman (126)	Tyree (62)	Bertrand (11)
10-28	14/14		Pittsburgh	Notre Dame Stadium	W	58-7	77,622 (c)	Estimé (114)	Hartman (288)	Evans (66)	Bertrand/Harper (5)
11-4	12/12		at Clemson	Memorial Stadium	L	23-31	81,500 (c)	Estimé (87)	Hartman (146)	Estimé (33)	Kiser (9)
11-18	20/18		Wake Forest	Notre Dame Stadium	W	45-7	77,622 (c)	Estimé (115)	Hartman (277)	Flores (102)	Cross III (9)
11-25	17/17		at Stanford	Stanford Stadium	W	56-23	30,901	Estimé (238)	Hartman (140)	Faison (66)	Bertrand (6)
12-29	15/16	21/22	vs. Oregon State	Sun Bowl Stadium	W	40-8	48,223 (c)	Price (106)	Angeli (232)	Faison (115)	Botelho/Watts (5)

**NOTRE DAME SEASON REVIEW**

- Notre Dame began the season in Ireland, taking part in the Aer Lingus College Football Classic against Navy. The Irish won their third game against Navy in Ireland by a score of 42-3 with **Sam Hartman** making his Notre Dame debut at quarterback and throwing four touchdown passes. **Jadarian Price** scored a touchdown on his first career carry, while **Jaden Greathouse** caught a touchdown pass on his first career reception.
- A 28-point second quarter highlighted the victory over Tennessee State (56-3) in Notre Dame Stadium on a historical weekend during which Notre Dame played its first game against a Football Championship Subdivision team and a Historically Black College or University. The sterling defensive performance marked the first time since 1975 that the Irish held their first two opponents of the season without a touchdown.
- A two-hour inclement weather delay that occurred early in the second quarter at NC State was quickly forgotten when **Audric Estimé** rumbled for an 80-yard touchdown on the first play back to action for both teams. Estimé finished the game with 134 yards, **Sam Hartman** threw four more touchdown passes and the Irish defense intercepted NC State QB Brennan Armstrong three times in the 45-24 victory.
- Notre Dame's offense continued rolling along in the first-ever meeting with Central Michigan, scoring 40 (41-17) points in the first four games of the season for the first time since 1914. **Audric Estimé** rushed for 176 yards while **Jack Kiser** piled up 10 tackles for the Irish defense.
- In one of the most anticipated games of the season, No. 9 Notre Dame battled No. 6 Ohio State into the game's final minutes, with the Buckeyes scoring the winning touchdown (17-14) with 1:25 remaining. **Javontae Jean-Baptiste**, a transfer from Ohio State, paced the Irish defense with eight tackles in the game while **Mitchell Evans** caught seven passes for 75 yards to lead the Irish offense.
- After the last-minute loss to Ohio State, Notre Dame battled back to earn a last-minute thrilling victory at No. 17 Duke the next weekend. Trailing by a point and buried on its own five-yard line, Notre Dame drove 10 plays for the game-winning touchdown, which was delivered by **Audric Estimé** on a 30-yard run with 31 seconds remaining. **Sam Hartman's** fourth-down 17-yard scramble set up Estimé's memorable play. **Howard Cross III**, who earned national defensive player of the week honors after a 13-tackle performance, ended the game with a strip-sack.
- Facing an unprecedented third consecutive night game against a ranked opponent at No. 25 Louisville, turnovers doomed Notre Dame's comeback bid against the upstart Cardinals who claimed a 33-20 victory. Louisville would go on to play in the ACC Championship game.
- The streak of night-time games against ranked opponents continued the next weekend against No. 10 Southern Cal, but the Irish defense overwhelmed defending Heisman Trophy quarterback Caleb Williams, intercepting him three times in the first half. **Xavier Watts** dominated on defense, intercepting two passes, returning a fumble for a touchdown and forcing a fumble to earn national defensive player of the week honors. The 48-20 victory was the most lopsided for the Irish in the series with Southern Cal since 1995.
- After a well-deserved week off, Notre Dame blitzed Pittsburgh in Notre Dame Stadium 58-7 as **Xavier Watts** became the first Irish defensive player to intercept multiple passes in consecutive games (Watts picked off two passes against the Panthers). **Audric Estimé** rushed for three touchdowns in the contest and the Irish special teams unit returned its first punt for a touchdown since 2015.
- A key road victory at Clemson eluded Notre Dame, as turnovers doomed an Irish comeback. Down 24-9 at halftime, the Irish rallied to cut it to one score and out-gained yardage-wise the Tigers in the game 329-285, but could not get the necessary late score and suffered the third loss of the season, 31-23.
- Senior Day against Wake Forest marked the 500th game in Notre Dame Stadium and a 45-7 victory over the Demon Deacons. **Sam Hartman** tossed four touchdown passes against his former team and **Audric Estimé** rushed for 115 yards.
- Audric Estimé** capped his Notre Dame career with a legendary performance in the 56-23 victory at Stanford. Piling up 238 rushing yards (the fourth-most in a single game in Notre Dame history), Estimé finished the season with 1,341 rushing yards, which ranks fifth on the Notre Dame single-season list. He also posted four rushing touchdowns to set the Irish single-season record at 18.
- Notre Dame would finish the season with its 10th win, 40-8, over No. 21 Oregon State in the Sun Bowl. Irish quarterback **Steve Angeli** would make his first career start in the game, eventually finishing 15-of 19 for 232 yards and three touchdowns while freshman wideout **Jordan Faison** earned the game's Most Valuable Player Award with five catches for 115 yards and a touchdown.

**GAME BY GAME STARTERS - OFFENSE**

Opponent	QB	RB	WR/TE	WR/RB	LT	LG	C	RG	RT	TE	TE/RB/WR
vs. Navy	Hartman	Estimé	Thomas	Merriweather	Alt	Coogan	Correll	Spindler	Fisher	Evans	Staes
Tenn St.	Hartman	Estimé	Thomas	Merriweather	Alt	Coogan	Correll	Spindler	Fisher	Evans	Staes
at NC State	Hartman	Estimé	Thomas	Merriweather	Alt	Coogan	Correll	Spindler	Fisher	Evans	Tyree
CMU	Hartman	Estimé	Flores Jr.	Merriweather	Alt	Coogan	Correll	Spindler	Fisher	Sherwood	Staes
Ohio State	Hartman	Estimé	Baker	Greathouse	Alt	Coogan	Correll	Spindler	Fisher	Evans	Staes
at Duke	Hartman	Estimé	Flores Jr.	Merriweather	Alt	Coogan	Correll	Spindler	Fisher	Evans	Tyree
at Louisville	Hartman	Estimé	Thomas	Flores Jr.	Alt	Coogan	Correll	Spindler	Fisher	Evans	Tyree
Southern Cal	Hartman	Estimé	Faison	Greathouse	Alt	Coogan	Correll	Spindler	Fisher	Evans	Staes
Pittsburgh	Hartman	Estimé	Flores Jr.	Greathouse	Alt	Coogan	Correll	Spindler	Fisher	Evans	Staes
at Clemson	Hartman	Estimé	Flores Jr.	Greathouse	Alt	Coogan	Correll	Spindler	Fisher	Staes	Tyree
Wake Forest	Hartman	Estimé	Tyree	Merriweather	Alt	Coogan	Craig	Schrauth	Fisher	Staes	Raridon
at Stanford	Hartman	Estimé	Thomas	Flores Jr.	Alt	Coogan	Craig	Schrauth	Fisher	Flanagan	Raridon
vs. Oregon St.	Angeli	Love	Faison	Greathouse	Jagusah	Coogan	Craig	Schrauth	Baker	Flanagan	Raridon

**GAME BY GAME STARTERS - DEFENSE**

Opponent	DL	DL	DL	DL	LB	LB	S	S	CB	CB/LB	LB/CB
vs. Navy	Cross III	Mills	Osafo-Mensah	Botelho	Bertrand	Liufau	Brown	Watts	Hart	Sneed	Kiser
Tenn St.	Cross III	Mills	Jean-Baptiste	Botelho	Bertrand	Liufau	Brown	Watts	Hart	Harper	Morrison
at NC State	Cross III	Mills	Jean-Baptiste	Botelho	Bertrand	Liufau	Brown	Watts	Hart	Harper	Morrison
CMU	Cross III	Mills	Jean-Baptiste	Botelho	Kiser	Liufau	Henderson	Watts	Hart	Harper	Morrison
Ohio State	Cross III	Mills	Jean-Baptiste	Botelho	Bertrand	Liufau	Brown	Watts	Hart	Harper	Morrison
at Duke	Cross III	Mills	Jean-Baptiste	Botelho	Bertrand	Liufau	Brown	Watts	Hart	Harper	Morrison
at Louisville	Cross III	Mills	Jean-Baptiste	Burnham	Bertrand	Liufau	Brown	Watts	Hart	Lewis	Morrison
Southern Cal	Cross III	Mills	Jean-Baptiste	Botelho	Bertrand	Liufau	Brown	Watts	Hart	Harper	Morrison
Pittsburgh	Cross III	Mills	Jean-Baptiste	Botelho	Bertrand	Liufau	Brown	Watts	Hart	Harper	Mickey
at Clemson	Cross III	Mills	Jean-Baptiste	Botelho	Bertrand	Liufau	Brown	Watts	Hart	Harper	Morrison
Wake Forest	Cross III	Mills	Jean-Baptiste	Botelho	Bertrand	Liufau	Brown	Watts	Hart	Harper	Morrison
at Stanford	Cross III	Mills	Jean-Baptiste	Botelho	Bertrand	Liufau	Brown	Watts	Hart	Harper	Morrison
vs. Oregon St.	Cross III	Mills	Jean-Baptiste	Botelho	Bertrand	Kiser	Brown	Watts	Mickey	Lewis	Morrison

**GAME 1 - NAVY**

Aug. 26, 2023 | Aviva Stadium (Dublin, Ireland)

**GAME 2 - TENNESSEE ST.**

Sept. 2, 2023 | Notre Dame Stadium

<b>NAVY</b>	<b>3</b>
<b>(13/13) NOTRE DAME</b>	<b>42</b>

<b>TENNESSEE STATE</b>	<b>3</b>
<b>(13/13) NOTRE DAME</b>	<b>56</b>

The University of Notre Dame football team began the 2023 in style by defeating Navy 42-3 in the 2023 Aer Lingus College Football Classic at Aviva Stadium in Dublin, Ireland. The Irish ripped off 42 consecutive points in the game before Navy managed a single field goal with 3:33 left in the game.

The University of Notre Dame football team moved to 2-0 in 2023 with a dominating 56-3 victory over Tennessee State in Notre Dame Stadium on a warm, sunny late summer day. The contest marked Notre Dame's first game against a Football Championship Subdivision team and one of the nation's Historically Black College or University.

Graduate student Sam Hartman made the most of his Notre Dame debut, completing 19 of 23 passes for 251 yards and four touchdowns. The four scoring tosses match Ron Powlus (1994) and Jack Coan (2021) for the most by an Irish quarterback in his first game with the team.

It also is the first time since 1975 that Notre Dame has held its opponents without a touchdown through the season's first two games (the Irish gave up a single field goal in the first two games of '75).

The Irish defense held Navy to just 169 total yards with only 43 of those coming through the air. Jack Kiser paced the defense with 8 total tackles, followed by Marist Liufau with seven.

The Irish took control of the game in the second quarter, scoring 28 points to build a 35-3 halftime lead. Sam Hartman played just the first half for Notre Dame, finishing 14-of-17 for 194 yards, two passing touchdowns and one rushing score.

**SCORE BY QUARTERS**

	1	2	3	4	FINAL
Navy	0	0	0	3	3
Notre Dame	14	14	7	7	42

Audric Estimé led the Irish rushing attack with his first 100-yard rushing performance of the year (116) with a five-yard score. Four different Irish players caught touchdown passes from Hartman and Steve Angeli, including Jadarian Price, Gi'Bran Payne, Chris Tyree and Holden Staes.

**SCORE BY QUARTERS**

	1	2	3	4	FINAL
TSU	3	0	0	0	3
Notre Dame	7	28	14	7	56

**SCORING SUMMARY**

1st	08:26	ND	A. Estimé 1 yd rush (Shraderkick), 13-81, 06:28
	01:03	ND	J. Price 19 yd rush (Shrader kick), 7-63, 03:27
2nd	10:00	ND	J. Greathouse 35 yd TD pass from Hartman (Shrader kick), 4-78, 1:52
	00:13	ND	J. Thomas 14 yd TD pass from Hartman (Shrader kick), 9-80, 1:42
3rd	09:36	ND	J. Greathouse 20 yd TD pass from Hartman (Shrader kick), 6-63, 2:48
4th	11:54	ND	D. Colzie 25 yd TD pass from Hartman (Shrader kick), 7-60, 3:43
	03:33	NA	E. Warren 31 yd FG, 15-62, 8:21

**SCORING SUMMARY**

1st	09:17	ND	J. Jove 36 yd rush (Shrader kick), 10-75, 5:43
	02:44	TSU	J. Lowery 38 yd FG, 15-55, 6:33
2nd	12:22	ND	S. Hartman 5 yd rush (Shrader kick), 8-80, 4:16
	09:41	ND	C. Tyree 24 yd pass from Hartman (Shrader kick), 4-57, 2:01
	05:17	ND	A. Estimé 5 yd rush (Shrader kick), 8-53, 2:55
	00:15	ND	H. Staes 4 yd TD pass from Hartman (Shrader kick), 6-80, 0:38
3rd	01:06	ND	J. Price 40 yd pass from Angeli (Shrader kick), 7-82, 3:28
	00:19	ND	C. Lewis 33 yd INT return (Shrader kick)
4th	07:43	ND	G. Payne 42 yd pass from Angeli (Yoakam kick), 7-87, 3:34

**TEAM STATISTICS**

	NAVY	ND
FIRST DOWNS	12	27
RUSHES-YARDS (NET)	48-126	32-191
PASSING YARDS (NET)	43	253
Passes Att-Comp-Int	7-3-0	25-20-0
TOTAL OFFENSE PLAYS-YARDS	55-169	57-444
Fumble Returns-Yards	0-0	0-0
Punt Returns-Yards	0-0	1-11
Kickoff Returns-Yards	1-26	2-41
Interception Returns-Yards	0-0	0-0
Punts (Number-Avg)	4-39.8	4-0
Fumbles-Lost	3-0	2-0
Penalties-Yards	3-25	1-10
Possession Time	44:35	32:31
Third-Down Conversions	4-14	5-8
Fourth-Down Conversions	3-4	1-1
Red-Zone Scores-Chances	1-2	4-5

**TEAM STATISTICS**

	TSU	ND
FIRST DOWNS	12	26
RUSHES-YARDS (NET)	36-89	33-221
PASSING YARDS (NET)	67	336
Passes Att-Comp-Int	22-8-2	30-24-0
TOTAL OFFENSE PLAYS-YARDS	58-156	63-557
Fumble Returns-Yards	1-0	0-0
Punt Returns-Yards	0-0	3-27
Kickoff Returns-Yards	2-76	1-8
Interception Returns-Yards	0-0	2-33
Punts (Number-Avg)	6-40.2	6-43.0
Fumbles-Lost	1-0	1-1
Penalties-Yards	5-45	4-35
Possession Time	29:07	30:53
Third-Down Conversions	4-14	9-11
Fourth-Down Conversions	1-1	0-0
Red-Zone Scores-Chances	1-3	3-3

Rushing: Notre Dame- Audric Estimé 16-95-1, Jeremiyah Love 4-40, Gi'Bran Payne 6-31; Navy - A. Tecza 8-38, D. Fofana 16-32, B. Chatman 8-30

Rushing: Notre Dame- Audric Estimé 13-116-1, Jeremiyah Love 5-46-1, Gi'Bran Payne 6-27. TSU- D. Bryant 6-29, J. Rouse 11-28, J. Gant 8-16

Passing: Notre Dame- Sam Hartman 19-23-0-251-4, Steve Angeli 1-1-0-2-0, TEAM 0-1-0-0-0. Navy - T. Lavatei 3-6-0-43-0, X. Arline 0-1-0-0-0

Passing: Notre Dame- Sam Hartman 14-17-0-194-2, Steve Angeli 8-11-0-130-2, Kenny Minchey 2-2-0-12-0. TSU- D. Ellis 3-10-0-24-0, D. Bryant 5-12-2-43-0

Receiving: Notre Dame- Jayden Thomas 4-63-1, Jaden Greathouse 3-68-2, Deoin Colzie 3-45-1, Chris Tyree 3-36-0. Navy - B. Chatman 2-41, T. Tecza 1-2, A. Hassan 0-0, C. Howard 0-0

Receiving: Notre Dame- Jayden Thomas 4-62, Mitchell Evans 4-61, Jadarian Price 2-51-1, Gi'Bran Payne 2-45-1. TSU- D. Davis 1-22, C. Garnett 1-13, D. Majors 1-11, T. Boone III 1-10

**GAME 3 - NC STATE**

Sept. 9, 2023 | Carter-Finley Stadium

**GAME 4 - CENTRAL MICHIGAN**

Sept. 16, 2023 | Notre Dame Stadium

<b>(10/11) NOTRE DAME</b>	<b>45</b>
<b>NC STATE</b>	<b>24</b>

The University of Notre Dame football team moved to 2-0 in 2023 with a dominating 56-3 victory over Tennessee State in Notre Dame Stadium on a warm, sunny late summer day. The contest marked Notre Dame's first game against a Football Championship Subdivision team and one of the nation's Historically Black College or University.

It also is the first time since 1975 that Notre Dame has held its opponents without a touchdown through the season's first two games (the Irish gave up a single field goal in the first two games of '75).

The Irish took control of the game in the second quarter, scoring 28 points to build a 35-3 halftime lead. Sam Hartman played just the first half for Notre Dame, finishing 14-of-17 for 194 yards, two passing touchdowns and one rushing score.

Audric Estimé led the Irish rushing attack with his first 100-yard rushing performance of the year (116) with a five-yard score. Four different Irish players caught touchdown passes from Hartman and Steve Angeli, including Jadarian Price, Gi'Bran Payne, Chris Tyree and Holden Staes.

**SCORE BY QUARTERS**

	1	2	3	4	FINAL
Notre Dame	3	14	7	21	45
NC State	0	7	10	7	24

**SCORING SUMMARY**

1st	03:18	ND	Shrader 54 yd FG, 12-50, 5:51
2nd	14:32	ND	A. Estimé 80 yd rush (Shrader kick), 1-80, 00:13
	01:16	NCS	B. Rozner 9 yd TD pass from Armstrong (Narveson kick), 7-62, 1:03
	00:40	ND	J. Greathouse 13 yd pass from Hartman (Shrader kick), 3-78, 00:30
3rd	07:27	NCS	Narveson 49 yd FG, 5-33, 1:15
	05:50	ND	H. Staes 40 yd pass from Hartman (Shrader kick), 3-76, 1:30
	02:55	NCS	B. Armstrong 1 yd rush (Narveson kick), 7-75, 2:55
4th	11:38	ND	D. Sherwood 10 yd pass from Hartman (Shrader kick), 5-33, 2:43
	10:42	ND	A. Estimé 7 yd rush (Shrader kick), 3-16, 00:36
	04:35	ND	H. Staes 35 yd pass from Hartman (Shrader kick), 5-54, 3:03
	2:03	NCS	D. Collins 23 yd pass from Armstrong (Narveson kick), 9-65 2:32

**TEAM STATISTICS**

	ND	NC STATE
FIRST DOWNS	16	20
RUSHES-YARDS (NET)	37-170	30-84
PASSING YARDS (NET)	286	260
Passes Att- Comp-Int	24-15-0	48-22-3
TOTAL OFFENSE PLAYS-YARDS	61-456	78-344
Fumble Returns-Yards	0-0	1-0
Punt Returns-Yards	0-0	4-41
Kickoff Returns-Yards	2-45	2-52
Interception Returns-Yards	3-0	0-0
Punts (Number-Avg)	6-50.7	6-40.5
Fumbles-Lost	2-1	3-0
Penalties-Yards	10-82	8-54
Possession Time	32:53	20:07
Third-Down Conversions	5-14	8-19
Fourth-Down Conversions	0-0	0-1
Red-Zone Scores-Chances	3-3	2-3

Rushing: Notre Dame- Audric Estimé 14-134-2, Jadarian Price 7-31, Jeremiyah Love 6-24. NC State - Jordan Houston 7-26, Brennan Armstrong 12-26-1, Keyon Lesane 2-12

Passing: Notre Dame - Sam Hartman 15-24-0-286-4. NC State - Brennan Armstrong 22-47-3-260-2, Kevin Concepcion 0-1-0-0-0

Receiving: Notre Dame - Holden Staes 4-115-2, Jaden Greathouse 3-15-1, Chris Tyree 2-68, Audric Estimé 2-22. NC State - Kevin Concepcion 5-24, Juice Vereen 4-65, Porter Rooks 3-31, Keyon Lesane 2-53

<b>CENTRAL MICHIGAN</b>	<b>17</b>
<b>(9/11) NOTRE DAME</b>	<b>41</b>

The University of Notre Dame football team out-scored Central Michigan 20-3 in the second half to secure its fourth victory of the season, 41-17, on a partly cloudy day at sold-out Notre Dame Stadium (77,622).

The Irish have now scored over 40 points in a program-best five consecutive games dating back to the 2022 Gator Bowl victory over South Carolina to cap last season. The 182 points scored in Notre Dame's first four games this season are the fourth-most in the history of the program.

Sam Hartman led the Irish offensive attack through the air with 330 yards passing and notching his first career 300-yard performance in a Notre Dame uniform. He threw three touchdowns, including a 75-yard strike to Tobias Merriweather and a 76-yard toss to Chris Tyree. He also rushed for a touchdown.

Audric Estimé paced the overall Notre Dame rushing attack with a career-best 176 yards on 20 carries with one touchdown.

Jack Kiser, starting in place of an injured JD Bertrand at linebacker, led the team with a career-best 10 tackles.

**SCORE BY QUARTERS**

	1	2	3	4	FINAL
Central Michigan	7	7	3	0	17
Notre Dame	14	7	10	10	41

**SCORING SUMMARY**

1st	10:52	ND	T. Merriweather 75 yd pass from Hartman (Shrader kick), 4-91, 2:03
	07:22	CMU	M. Bailey 6 yd rush (Mattson kick), 6-65, 3:30
	02:13	ND	A. Estimé 17 yd rush (Shrader kick), 11-75, 5:09
2nd	14:17	ND	C. Tyree 76 yd pass from Hartman (Shrader kick), 3-87, 1:18
	00:17	CMU	J. Bauer 1 yd rush (Mattson kick), 9-83, 3:58
3rd	11:36	ND	S. Hartman 1 yd rush (Shrader kick), 7-74, 3:19
	01:59	CMU	Mattson 23 yd FG, 12-50, 5:37
	00:30	ND	Shrader 50 yd FG, 5-43, 1:29
4th	10:07	ND	Shrader 31 yd FG, 10-47, 3:54
	05:45	ND	H. Staes 4 yd pass from Hartman (Shrader kick), 6-82, 2:51

**TEAM STATISTICS**

	CMU	ND
FIRST DOWNS	14	23
RUSHES-YARDS (NET)	34-131	37-236
PASSING YARDS (NET)	137	342
Passes Att- Comp-Int	20-10-0	28-17-0
TOTAL OFFENSE PLAYS-YARDS	54-268	65-578
Fumble Returns-Yards	0-0	0-0
Punt Returns-Yards	2-7	2-9
Kickoff Returns-Yards	1-17	1-20
Interception Returns-Yards	0-0	0-0
Punts (Number-Avg)	7-50.1	7-49.0
Fumbles-Lost	2-0	0-0
Penalties-Yards	2-20	8-72
Possession Time	29:27	30:33
Third-Down Conversions	3-13	6-13
Fourth-Down Conversions	1-1	2-2
Red-Zone Scores-Chances	3-4	4-4

Rushing: Notre Dame- Audric Estimé 20-176-1, Jadarian Price 3-15, Gi'Bran Payne 3-12. Central Michigan - M. Bailey 12-59-1, M. Lukes 9-56, J. Bauer 13-16-1.

Passing: Notre Dame - Sam Hartman 16-26-0-330-3, Steve Angeli 1-2-0-12-0. Central Michigan - J. Bauer 10-20-0-137-0

Receiving: Notre Dame - Jayden Thomas 4-63, Rico Flores Jr. 3-60, Chris Tyree 2-88-1, Tobias Merriweather 2-81-1. Central Michigan - J. Prewitt III 2-59, T. Davis 2-40, M. Lukes 2-23, M. Bailey 2-7



**GAME 5 - OHIO STATE**

Sept. 23, 2023 | Notre Dame Stadium

<b>[6/4] OHIO STATE</b>	<b>17</b>
<b>[9/9] NOTRE DAME</b>	<b>14</b>

The University of Notre Dame football team (4-1) lost its first game of the year 17-14 to No. 6 Ohio State (4-0) by a single inch, with the Buckeyes powering in a one-yard run that barely touched the end zone with one second remaining in a hard-fought battle.

The Irish took their first lead of the game 14-10 on a Sam Hartman two-yard touchdown pass to Rico Flores Jr. with 8:22 left in the game. A clutch fourth-down stop by the Irish at their own 11-yard line gave the offense the ball back, but Ohio State forced a Notre Dame punt with 1:26 remaining.

The Buckeyes then drove 65 yards in 15 plays earning the winning score with a one-yard touchdown run.

Hartman finished the game 17 of 25 passing for 175 yards and a touchdown. Audric Estimé led the rushing attack with 70 yards while Mitchell Evans led all Irish receivers with a career-best seven catches for 75 yards. On the defensive side, Javonte Jean-Baptiste and JD Bertrand led the effort with eight tackles, respectively.

**SCORE BY QUARTERS**

	1	2	3	4	FINAL
Ohio State	0	3	7	7	17
Notre Dame	0	0	7	7	14

**SCORING SUMMARY**

2nd	00:26	OSU	J.Fielding 31 yd FG, 12-66, 3:20
3rd	11:14	OSU	T.Henderson 61 yd rush (Fielding kick), 1-61, 0:11
	03:35	ND	G.Payne 1 yd rush (Shrader kick) 13-75, 7:39
4th	08:22	ND	R.Flores Jr. 2 yd pass from Hartman (Shrader kick), 11-96, 6:28
	00:01	OSU	D.Trayanum 1 yd rush (Fielding kick), 15-65, 1:25

**TEAM STATISTICS**

	OSU	ND
FIRST DOWNS	19	22
RUSHES-YARDS (NET)	27-126	39-176
PASSING YARDS (NET)	240	175
Passes Att- Comp-Int	38-21-0	25-17-0
TOTAL OFFENSE PLAYS-YARDS	65-366	64-351
Fumble Returns-Yards	0-0	0-0
Punt Returns-Yards	1-8	0-0
Kickoff Returns-Yards	1-32	0-0
Interception Returns-Yards	0-0	0-0
Punts (Number-Avg)	3-38.3	3-46.0
Fumbles-Lost	0-0	0-0
Penalties-Yards	5-35	4-50
Possession Time	25:01	34:59
Third-Down Conversions	10-17	5-10
Fourth-Down Conversions	1-3	0-2
Red-Zone Scores-Chances	2-4	2-3

Rushing: Notre Dame- Audric Estimé 14-70, Jeremiyah Love 8-57, Jadarian Price 3-22. Ohio State - T. Henderson 14-104-1, D.Trayanum 6-13-1, E.Egbuka 2-9

Passing: Notre Dame - Sam Hartman 17-25-0-175-1. Ohio State - 21-37-0-240-0, TEAM 0-1-0-0-0

Receiving: Notre Dame - Mitchell Evans 7-75, Rico Flores Jr. 3-20-1, Jaden Greathouse 2-40, Gi'Bran Payne 2-6. Ohio State - E.Egbuka 7-96, C.Stover 7-52, M.Harrison Jr. 3-32, J.Fleming 2-8

**GAME 6 - DUKE**

Sept. 30, 2023 | Wallace Wade Stadium

<b>[11/13] NOTRE DAME</b>	<b>21</b>
<b>[17/16] DUKE</b>	<b>14</b>

The University of Notre Dame football team took over on it's own five-yard line trailing Duke by a score 14-13 with 2:35 left in regulation and needing to come away with a victory.

The Irish put together a 10-play, 95-yard drive that was capped off by a 30-yard touchdown run from Audric Estimé with just 31 seconds left in the game to deliver Notre Dame the 21-14 victory at Wallace Wade Stadium on Saturday evening.

The defining play on the drive was a 17-yard scramble from quarterback Sam Hartman on 4th-and-16 to put the ball on Duke's 30-yard line, setting up the game-winning touchdown from Estimé.

The defense then stood tall one more time, this time via a strip sack from Howard Cross III, which was recovered by Marist Liufau to put an exclamation mark on the victory.

**SCORE BY QUARTERS**

	1	2	3	4	FINAL
Notre Dame	7	3	3	8	21
Duke	0	0	7	7	14

**SCORING SUMMARY**

1st	11:00	ND	A. Estimé 6 yd rush (Shrader kick), 8-82, 3:57
2nd	14:56	ND	Shrader 35 yd FG, 4--4, 1:33
3rd	09:17	ND	Shrader 45 yd FG, 10-43, 4:45
	03:36	DU	J.Waters 1 yd rush (Pelino kick), 11-75, 5:41
4th	09:17	DU	J.Moore 3 yd pass from Leonard (Pelino kick), 8-80, 4:27
	00:31	ND	A. Estimé 30 yd rush (PAT pass caught by R. Flores Jr.), 10-95, 2:04

**TEAM STATISTICS**

	ND	DUKE
FIRST DOWNS	21	14
RUSHES-YARDS (NET)	32-159	40-189
PASSING YARDS (NET)	222	134
Passes Att- Comp-Int	31-15-0	27-12-1
TOTAL OFFENSE PLAYS-YARDS	63-381	67-323
Fumble Returns-Yards	1-0	0-0
Punt Returns-Yards	2-4	1-7
Kickoff Returns-Yards	3-55	2-44
Interception Returns-Yards	1-12	0-0
Punts (Number-Avg)	6-38.8	6-37.8
Fumbles-Lost	1-0	2-1
Penalties-Yards	12-70	2-28
Possession Time	28:15	31:45
Third-Down Conversions	3-15	6-15
Fourth-Down Conversions	3-3	1-1
Red-Zone Scores-Chances	2-3	2-4

Rushing: Notre Dame- Audric Estimé 18-81-2, Jeremiyah Love 5-44, Sam Hartman 6-23. Duke- Riley Leonard 18-88, J.Moore 7-51, J.Waters 13-45-1

Passing: Notre Dame - Sam Hartman 15-30-0-222-0, TEAM 0-1-0-0-0. Duke - Riley Leonard 12-27-1-134-1

Receiving: Notre Dame - Mitchell Evans 6-134, Audric Estimé 3-16, Chris Tyree 2-28, Rico Flores Jr. 2-28. Duke J. Moore 4-67-1, J.Calhoun 3-41, S.Hagans 3-24, J.Moore 1-5

**GAME 7 - LOUISVILLE**

Oct. 7, 2023 | L&N Stadium

**GAME 8 - SOUTHERN CAL**

Oct. 14, 2023 | Notre Dame Stadium

<b>[10/11] NOTRE DAME</b>	<b>20</b>
<b>[25/25] LOUISVILLE</b>	<b>33</b>

The University of Notre Dame football team lost its second game of the season 33-20 at No. 25/25 Louisville in front of a L&N Stadium record-crowd (59,081) Saturday night.

The Cardinals took control of the game in the third quarter, scoring via two long run plays and eventually piling up 26 points in the second half. Louisville also shut down the Notre Dame run game by holding the Irish to just 44 rushing yards on 28 attempts.

Sam Hartman finished 22-of-38 passing for 254 yards, two touchdowns and his first three interceptions of the season. Spencer Shrader kicked two 50-yard field goals in the contest and became the first Notre Dame kicker to accomplish that feat in the same game.

Mitchell Evans led the Irish in receiving once again with four catches for 71 yards and a touchdown. Freshman wide receiver Jordan Faison saw his first career action and finished the game with two catches for 48 yards and a touchdown.

**SCORE BY QUARTERS**

	1	2	3	4	FINAL
Notre Dame	0	7	6	7	20
Louisville	7	0	10	16	33

**SCORING SUMMARY**

1st	06:05	LOU	J.Thrash 9 yd pass from Plummer (Travelstead kick), 12-70, 7:06
2nd	06:58	ND	J.Faison 36 yd pass from Hartman (Shrader kick), 11-88, 5:45
3rd	13:18	ND	Shrader 53 yd FG, 4-4, 1:35
	08:24	LOU	Travelstead 44 yd FG, 9-48, 4:54
	05:45	LOU	J.Jordan 45 yd rush (Travelstead kick), 2-64, 0:43
	01:06	ND	Shrader 54 yd FG, 7-27, 4:39
4th	11:12	LOU	J.Jordan 21 yd rush (Travelstead kick), 11-75, 4:54
	07:31	LOU	Travelstead 45 yd FG, 4-7, 2:18
	05:02	LOU	Travelstead 32 yd FG, 4- -4, 2:18
	03:12	LOU	Travelstead 35 yd FG, 4-8, 0:22
	01:35	ND	M.Evans 6 yd pass from Hartman (Shrader kick), 7-75, 1:37

**TEAM STATISTICS**

	ND	LOU
FIRST DOWNS	17	17
RUSHES-YARDS (NET)	28-44	40-185
PASSING YARDS (NET)	254	145
Passes Att- Comp-Int	38-22-3	24-17-0
TOTAL OFFENSE PLAYS-YARDS	66-298	64-330
Fumble Returns-Yards	1-0	2-0
Punt Returns-Yards	0-0	3-21
Kickoff Returns-Yards	3-72	0-0
Interception Returns-Yards	0-0	3-38
Punts (Number-Avg)	4-42.5	4-44.8
Fumbles-Lost	2-2	2-1
Penalties-Yards	3-35	6-34
Possession Time	28:36	31:24
Third-Down Conversions	3-13	5-13
Fourth-Down Conversions	0-2	0-0
Red-Zone Scores-Chances	1-1	3-3

Rushing: Notre Dame- Jeremiah Love 5-37, Audric Estimé 10-20, Jadarian Price 1-2. Louisville - J.Jordan 21-143-2, I.Guerendo 8-27, A.Huggins-Bruce 1-19

Passing: Notre Dame - Sam Hartman 22-38-3-254-2. Louisville - J.Plummer 17-24-0-145-1.

Receiving: Notre Dame - Mitchell Evans 4-71-1, Chris Tyree 3-24, Rico Flores Jr. 3-13, Jordan Faison 2-48-1. Louisville - J.Thrash 8-75-1, J.Jordan 2-9, J.Gatewood 1-18, A.Huggins-Bruce 1-16

<b>[10/9] SOUTHERN CAL</b>	<b>20</b>
<b>[21/21] NOTRE DAME</b>	<b>48</b>

The 21st-ranked University Notre Dame football team knocked off No. 10 Southern Cal 48-20 in a sold-out Notre Dame Stadium (77,622) on a blustery and cool Saturday evening. The Irish defense led the way, intercepting reigning Heisman Trophy winning SC quarterback Caleb Williams three times (the most of his career) and putting him on the ground via sack six times.

Junior safety Xavier Watts led the way for the big play Irish defense, intercepting two passes returning a fumble for a touchdown and forcing a fumble. Notre Dame's defense forced five turnovers in the game which led directly to 21 points.

Notre Dame's balanced offense (126 pass yards, 125 rush yards) protected the ball and calmly took advantage of the SC miscues. Sam Hartman finished 13-of-20 passing for 126 yards and two touchdowns. Audric Estimé led the rushing attack with 22 carries for 95 yards and two scores.

**SCORE BY QUARTERS**

	1	2	3	4	FINAL
Southern Cal	3	3	7	7	20
Notre Dame	7	17	7	17	48

**SCORING SUMMARY**

1st	11:30	ND	G.Payne 4 yd pass from Hartman (Shrader kick), 3-12, 1:23
	01:13	USC	D.Lynch 25 yd FG, 10-59, 5:25
2nd	12:19	ND	Shreader 36 yd FG, 8-46, 3:48
	04:14	ND	A.Estimé 2 yd rush (Shrader kick), 1-2, 0:03
	01:30	ND	A.Estimé 1 yd rush (Shrader kick), 5-50, 2:05
	00:00	USC	D.Lynch 48 yd FG, 8-44, 1:30
3rd	7:20	USC	M.Lloyd 31 yd rush (Lynch kick), 6-57, 3:33
	03:54	ND	C.Tyree 46 yd pass from Hartman (Shrader kick), 6-68, 3:20
4th	09:04	USC	B.Rice 7 yd pass from Williams (Lynch kick), 5-18, 2:09
	08:50	ND	J.Price 99 yd kickoff return (Shrader kick)
	03:40	ND	Shrader 23 yd FG 4-9, 1:09
	03:27	ND	X.Watts 15 yd fumble return (Shrader kick)

**TEAM STATISTICS**

	USC	ND
FIRST DOWNS	23	13
RUSHES-YARDS (NET)	37-103	29-125
PASSING YARDS (NET)	199	126
Passes Att- Comp-Int	37-23-3	20-13-0
TOTAL OFFENSE PLAYS-YARDS	74-302	49-251
Fumble Returns-Yards	0-0	2-15
Punt Returns-Yards	4-86	1-2
Kickoff Returns-Yards	3-46	4-168
Interception Returns-Yards	0-0	3-61
Punts (Number-Avg)	3-50.0	3-45.8
Fumbles-Lost	3-2	0-0
Penalties-Yards	9-75	5-53
Possession Time	34:49	25:11
Third-Down Conversions	6-13	3-10
Fourth-Down Conversions	1-3	0-0
Red-Zone Scores-Chances	2-2	5-5

Rushing: Notre Dame- Audric Estimé 22-95-2, Jordan Faison 1-16, Sam Hartman 1-12. USC - M.Lloyd 8-46, A.Jones 11-27, Z.Branch 2-17

Passing: Notre Dame - Sam Hartman 13-20-0-126-2. USC - Caleb Williams 23-37-3-199-1

Receiving: Notre Dame - Chris Tyree 2-62-1, Mitchell Evans 2-13, Holden Staes 2-10, Jordan Faison 2-8. USC - M.Jackson III 6-51, M.Williams 5-28, T.Washington 4-41, D.Singer 2-22

**GAME 9 - PITTSBURGH**

Oct. 28, 2023 | Notre Dame Stadium

<b>PITTSBURGH</b>	<b>7</b>
<b>(14/14) NOTRE DAME</b>	<b>58</b>

The University of Notre Dame football team (7-2) won its second consecutive game at sold out Notre Dame Stadium (77,622) with a 58-7 thumping of Pittsburgh (2-5). The Irish defense was suffocating yet again, holding the Panthers to just 255 total yards, 53 rush yards and just one single touchdown.

Notre Dame, for the second straight game, scored in all three phases of football to claim the victory. Chris Tyree lit up the scoreboard first with an 82-yard punt return for a touchdown. Audric Estimé scored three rushing touchdowns and finished the game with 114 yards. Sam Hartman (to start) and Steve Angeli (in relief) connected with 12 different receivers for 380 passing yards and one touchdown.

The third phase to score was the Irish defense, which intercepted three passes in the game with one returned by sophomore Jaden Mickey for a 43-yard touchdown. Mickey combined with Xavier Watts (two interceptions) and freshman Christian Gray to intercept Pitt four times.

**SCORE BY QUARTERS**

	1	2	3	4	FINAL
Pitt	0	0	0	7	7
Notre Dame	7	10	27	14	58

**SCORING SUMMARY**

1st	07:18	ND	#4 C.Tyree 82 yd punt return (#32 S.Shrader kick), 02:19
2nd	10:07	ND	#7 A.Estime 15 yd rush (#32 S.Shrader kick), 4-63, 01:35
	00:00	ND	#32 S.Shrader 23 yd FG, 4-25, 01:31
3rd	11:07	ND	#24 J.Price 10 yd rush (#32 S.Shrader kick), 3-80, 01:33
	10:12	ND	#7 J.Mickey 43 yd interception return (#32 S.Shrader kick), 00:55
	08:21	ND	#11 R.Henderson 0 yd fumble return (#32 S.Shrader kick missed), 3-3, 00:59
	02:21	ND	#7 A.Estime 3 yd rush (#32 S.Shrader kick), 7-45, 04:07
4th	09:47	ND	#7 A.Estime 5 yd rush (#32 S.Shrader kick), 8-84, 05:06
	08:18	PITT	#9 K.Mumpfield 25 yd pass from N.Yarnell (#90 B.Sauls kick), 3-75, 01:29
	03:41	ND	#87 C.Flanagan 19 yd pass from S.Angeli (#92 Z.Yoakam kick), 8-63, 04:30

**TEAM STATISTICS**

	PITT	ND
FIRST DOWNS	11	25
RUSHES-YARDS (NET)	19-53	33=155
PASSING YARDS (NET)	202	380
Passes Att- Comp-Int	32-16-4	32-24-2
TOTAL OFFENSE PLAYS-YARDS	51-255	65-535
Fumble Returns-Yards	0-0	1-0
Punt Returns-Yards	1- -6	2-102
Kickoff Returns-Yards	3-47	1-37
Interception Returns-Yards	2-22	4-74
Punts (Number-Avg)	7-41.3	2-38.0
Fumbles-Lost	1-1	0-0
Penalties-Yards	5-45	6-75
Possession Time	24:29	35:31
Third-Down Conversions	1-11	4-8
Fourth-Down Conversions	0-0	1-2
Red-Zone Scores-Chances	0-0	5-7

Rushing: Notre Dame- Audric Estimé 19-114-3, Jadarian Price 6-35-1, Jeremiah Love 3-10, Chris Tyree 1-3, Gi'Bran Payne 1-2, Sam Hartman 1- -6, TEAM 2- -3. Pitt - Rodney Hammond Jr. 6-31, C'Bo Flemister 8-24, Kenny Johnson 2-12, Che Nwabuko 1- -1, Christian Veilleux 2- -13

Passing: Notre Dame - Sam Hartman 18-25-2-288-0. Pitt - Christian Veilleux 14-29-4-127-0, Nate Yarnell 2-3-0-75-1

Receiving: Notre Dame - Mitchell Evans 5-66, Chris Tyree 3-62, Rico Flores Jr. 2-72, Tobias Merriweather 2-50, Jeremiah Love 2-26, Jayden Thomas 2-23, Audric Estimé 2-16, Holden Staes 2-14, Cooper Flanagan 1-19-1, Jordan Faison 1-14, Braylon James 1-12, Gi'Bran Payne 1-6. Pitt - Daejon Reynolds 6-31, Bub Means 3-63, Konata Mumpfield 3-52, Karter Johnson 1-50, Malcolm Epps 1-12, Kenny Johnson 1- -2, C'Bo Flemister 1- -4

**GAME 10 - CLEMSON**

Nov. 4, 2023 | Memorial Stadium

<b>(12/12) NOTRE DAME</b>	<b>23</b>
<b>CLEMSON</b>	<b>31</b>

The No. 12/12 University of Notre Dame football team's (7-3) second-half rally fell short on Saturday afternoon inside Memorial Stadium, falling to Clemson (5-4) by the score of 31-23. The Irish rallied down 24-9 at the half to cut it to one possession to start the fourth, but the Tigers special teams won the battle of field position, pinning the Notre Dame offense within its own 10-yard line on three occasions.

Notre Dame won the turnover battle 3-2 and produced more total yards, 329 to Clemson's 285, but ultimately struggled to find a rhythm offensively. Sam Hartman finished 13-of-30 for 146 yards with one touchdown and two interceptions, while also picking up 68 rushing yards on seven carries. Audric Estime was Notre Dame's leading rusher and receiver on the day with 120 all-purpose yards, including one rushing touchdown.

Junior safety Xavier Watts continued his hot stretch of the season with his third straight game with an interception (five interceptions in that span) and nation-leading seventh overall. Watts also finished with three tackles.

**SCORE BY QUARTERS**

	1	2	3	4	FINAL
Notre Dame	3	6	14	0	23
Clemson	10	14	7	0	31

**SCORING SUMMARY**

1st	10:36	ND	#32 S.Shrader 43 yd FG, 7-50, 04:24
	06:57	CU	#7 P.Mafah 41 yd rush (#41 J.Weitz kick), 1-41, 00:07
	02:08	CU	#41 J.Weitz 21 yd FG, 7-18, 02:26
2nd	13:34	ND	#32 S.Shrader 30 yd FG, 8-63, 03:34
	09:11	CU	#6 T.Brown 9 yd pass from #2 C.Klubnik (#41 J.Weitz kick), 9-75, 04:23
	08:33	CU	#54 J.Trotter Jr. 28 yd interception return (#41 J.Weitz kick), 00:38
	01:32	ND	#32 S.Shrader 23 yd FG, 12-60, 07:01
3rd	13:57	ND	#7 A.Estime 2 yd rush (#32 S.Shrader kick), 1-2, 00:04
	08:08	CU	#7 P.Mafah 1 yd rush (#41 J.Weitz kick), 11-75, 05:49
	06:05	ND	#10 S.Hartman 26 yd rush (#32 S.Shrader kick), 4-74, 01:56

**TEAM STATISTICS**

	ND	CLEMSON
FIRST DOWNS	13	19
RUSHES-YARDS (NET)	31-183	43-176
PASSING YARDS (NET)	146	109
Passes Att- Comp-Int	30-13-2	26-13-1
TOTAL OFFENSE PLAYS-YARDS	61-329	69-285
Fumble Returns-Yards	0-0	0-0
Punt Returns-Yards	2-0	6-57
Kickoff Returns-Yards	1-26	1-15
Interception Returns-Yards	1-33	2-43
Punts (Number-Avg)	6-50.2	7-43.1
Fumbles-Lost	1-1	3-1
Penalties-Yards	5-40	0-0
Possession Time	28:12	31:48
Third-Down Conversions	3-13	5-15
Fourth-Down Conversions	0-1	0-1
Red-Zone Scores-Chances	3-3	3-3

Rushing: Notre Dame- Audric Estimé 17-87-1, Sam Hartman 7-68-1, Jeremiah Love 3-11, Gi'Bran Payne 1-6, Jordan Faison 1-6, Jadarian Price 2-5. Clemson - Phil Mafah 36-186-2, Domanique Thomas 3-16, Cade Klubnik 3- -11, TEAM 1- -15.

Passing: Notre Dame - Sam Hartman 13-30-2-146-0. Clemson - Cade Klubnik 13-26-1-109-1.

Receiving: Notre Dame - Audric Estimé 4-33, Chris Tyree 4-29, Jordan Faison 2-32, Rico Flores Jr. 1-35, Tobias Merriweather 1-10, Holden Staes 1-7. Clemson - Beau Collins 3-37, Troy Stellato 3-27, Jake Briningstool 2-13, Adam Randall 2-1, Sage Ennis 1-18, Tyler Brown 1-9-1, Domanique Thomas 1-4.

**GAME 11 - WAKE FOREST**

Nov. 18, 2023 | Notre Dame Stadium

<b>WAKE FOREST</b>	<b>7</b>
<b>(20/18) NOTRE DAME</b>	<b>45</b>

The University of Notre Dame football team (8-3) won its seventh consecutive Senior Day game and its eight game of the season with a 45-7 victory over Wake Forest in front of a sold-out crowd at Notre Dame Stadium Saturday afternoon.

Senior quarterback Sam Hartman, playing against his former team in his final home game at Notre Dame, led the Irish offensive attack with 277 passing yards and four touchdowns. Junior running back Audric Estimé earned his fifth career 100-yard rushing performance of his career with 22 carries for 115 yards and a touchdown.

The Irish defense shut down the Wake Forest offense all day, led by the front seven. Howard Cross III led the team with nine tackles, followed by JD Bertrand (six) and Javontae Jean-Baptiste with five tackles, a sack and a blocked field goal.

Notre Dame won its seventh-consecutive Senior Day game (the second-best streak in school history) and have outscored their last three final-home game opponents 144-7.

**SCORE BY QUARTERS**

	1	2	3	4	FINAL
Wake Forest	0	7	0	0	7
Notre Dame	7	10	14	14	45

**SCORING SUMMARY**

1st	00:54	ND	#22 D.Ford 12 yd pass from #10 S.Hartman (#32 S.Shrader kick), 9-71, 04:41
2nd	11:41	WF	#30 T.Carney 9 yd rush (#99 M.Dennis kick), 7-72, 04:07
	07:06	ND	#5 T.Merriweather 35 yd pass from #10 S.Hartman (#32 S.Shrader kick), 8-66, 04:28
	00:05	ND	#32 S.Shrader 37 yd FG, 10-51, 01:21
3rd	14:09	ND	#9 E.Raridon 19 yd pass from S.Hartman (#32 S.Shrader kick), 1-19, 00:07
	05:22	ND	#7 A.Estime 2 yd rush (#32 S.Shrader kick), 5-54, 02:07
4th	13:24	ND	#19 J.Greathouse 48 yd pass from #10 S.Hartman (#32 S.Shrader kick), 5-80, 02:03
	03:56	ND	#80 J.Faison 17 yd pass from S.Angeli (#48 M.Diomedé kick), 10-73, 05:49

**TEAM STATISTICS**

	WF	ND
FIRST DOWNS	14	25
RUSHES-YARDS (NET)	36-134	30-137
PASSING YARDS (NET)	98	313
Passes Att- Comp-Int	21-12-0	34-24-0
TOTAL OFFENSE PLAYS-YARDS	57-232	64-450
Fumble Returns-Yards	0-0	0-0
Punt Returns-Yards	0-0	2-13
Kickoff Returns-Yards	3-54	1-26
Interception Returns-Yards	0-0	0-0
Punts (Number-Avg)	4-45.8	2-32.0
Fumbles-Lost	1-1	1-1
Penalties-Yards	4-50	3-35
Possession Time	31:26	28:34
Third-Down Conversions	5-13	5-10
Fourth-Down Conversions	0-2	1-1
Red-Zone Scores-Chances	1-2	5-5

Rushing: Notre Dame- Audric Estimé 22-115-1, Jeremiyah Love 4-15, Jadarian Price 2-9, Gi'Bran Payne 1- -2. WF- Justice Ellison 15-63, Tate Carney 6-22-1, Ke'Shawn Williams 1-20, David Egbe 6-18, Michael Kern 8-11.

Passing: Notre Dame - Sam Hartman 21-29-0-277-4, Steve Angeli 3-3-0-36-1, TEAM 0-2-0-0-0. WF - Michael Kern 11-20-0-81-0, Jahmal Banks 1-1-0-17-0

Receiving: Notre Dame - Rico Flores Jr. 8-102, Jordan Faison 4-39-1, Jaden Greathouse 3-71-1, Eli Raridon 3-39-1, Tobias Merriweather 2-44-1, Holden Staes 2-6, Devyn Ford 1-12-1, Chris Tyree 1-0. WF - Jahmal Banks 5-35, Horatio Fields 2-23, Ke'Shawn Williams 2-22, Deuce Alexander 1-11, Taylor Morin 1-5, Tate Carney 1-2.

**GAME 12 - STANFORD**

Nov. 25, 2023 | Stanford Stadium

<b>(17/17) NOTRE DAME</b>	<b>56</b>
<b>STANFORD</b>	<b>23</b>

The University of Notre Dame football team (9-3) ran past Stanford (3-9) for a 56-23 victory on a clear and cool night in Palo Alto, California. The story of the game was a career day for junior running back Audric Estimé who rumbled for a career-high 238 yards, posting the 17th 200-yard rushing performance in school history, along with four rushing touchdowns. Estimé's career-best four rushing scores allowed him to set a new Notre Dame single-season record with 18 total in 2023.

Defensively, the Irish gave up more yards than they are accustomed to this season, but two big fourth-down stops in the third quarter, an interception by Jack Kiser and a blocked field goal return for a touchdown by Javontae Jean-Baptiste provided the defense plenty of highlights. JD Bertrand led the Irish with six tackles, while Marist Liufau was all over the field with five tackles and a career-best 2.5 tackles for loss.

**SCORE BY QUARTERS**

	1	2	3	4	FINAL
Notre Dame	7	21	21	7	56
Stanford	13	3	0	7	23

**SCORING SUMMARY**

1st	10:59	SU	#43 J.Karty 34 yd FG, 7-59, 04:01
	05:37	ND	#7 A.Estime 39 yd rush (#32 S.Shrader kick), 4-78, 01:45
	02:23	SU	#43 J.Karty 23 yd FG, 8-70, 03:14
	01:31	SU	#24 T.Bachmeier 14 yd rush (#43 J.Karty kick), 2-30, 00:37
2nd	11:56	ND	#19 J.Greathouse 15 yd pass from #10 S.Hartman (#32 S.Shrader kick), 10-75, 04:35
	08:57	SU	#43 J.Karty 56 yd FG, 4-0, 00:25
	03:53	ND	#7 A.Estime 6 yd rush (#32 S.Shrader kick), 10-75, 05:04
	00:19	ND	#3 G.Payne 3 yd rush (#32 S.Shrader kick), 9-56, 01:06
3rd	10:25	ND	#7 A.Estime 5 yd rush (#32 S.Shrader kick), 10-75, 04:35
	06:08	ND	#80 J.Faison 45 yd pass from S.Hartman (#32 S.Shrader kick), 1-45, 00:09
	01:12	ND	#7 A.Estime 25 yd rush (#32 S.Shrader kick), 5-45, 02:29
4th	12:41	ND	#1 J.Jean-Baptiste 60 yd blocked field goal return (#32 S.Shrader kick), 03:31
	07:16	SU	#8 J.Lamson 4 yd rush (#13 E.Kenney kick), 9-47, 04:58

**TEAM STATISTICS**

	ND	STANFORD
FIRST DOWNS	26	19
RUSHES-YARDS (NET)	48-381	31-143
PASSING YARDS (NET)	140	216
Passes Att- Comp-Int	15-8-2	42-21-1
TOTAL OFFENSE PLAYS-YARDS	63-521	73-359
Fumble Returns-Yards	0-0	0-0
Punt Returns-Yards	0-0	0-0
Kickoff Returns-Yards	1-30	0-0
Interception Returns-Yards	1-25	2-9
Punts (Number-Avg)	1-44	2-40
Fumbles-Lost	2-2	1-1
Penalties-Yards	5-49	2-15
Possession Time	27:13	32:47
Third-Down Conversions	7-9	5-16
Fourth-Down Conversions	1-1	1-4
Red-Zone Scores-Chances	4-5	4-4

Rushing: Notre Dame- Audric Estimé 25-238-4, Sam Hartman 4-47, Jeremiyah Love 7-47, Gi'Bran Payne 6-35-1, Jadarian Price 4-17, Chris Tyree 1- -2, TEAM 1- -1. Stanford - Justin Lamson 10-82-1, Ari Patu 4-37, Tiger Bachmeier 1-14-1, Beau Nelson 1-6, Ryan Butler 1-4, Ashton Daniels 11-1, Sam Roush 1-1, EJ Smith 1- -1, TEAM 1- -1

Passing: Notre Dame - Sam Hartman 8-14-1-140-2, Steve Angeli 0-1-1-0-0. Stanford - Ashton Daniels 15-25-1-152-0, Justin Lamson 2-6-0-19-0, Ari Patu 3-6-0-37-0, Beau Nelson 1-5-0-8-0.

Receiving: Notre Dame - Jordan Faison 3-66-1, Chris Tyree 2-38, Tobias Merriweather 1-16, Jaden Greathouse 1-15-1, Rico Flores Jr. 1-5. Stanford - EJ Smith 7-116, Elic Ayomanor 7-58, Bryce Farrell 3-6, Mudia Reuben 2-27, Sam Roush 1-5, Jayson Raines 1-4.

**GAME 13 - OREGON STATE**

Dec. 29, 2023 | Sun Bowl Stadium

<b>[21/22] OREGON STATE</b>	<b>7</b>
<b>[15/16] NOTRE DAME</b>	<b>58</b>

The University of Notre Dame football team (10-3) earned its 10th victory of the season with a dominating 40-8 victory over Oregon State (8-5) in the 90th Tony the Tiger Sun Bowl in El Paso, Texas, on Friday afternoon.

The Irish piled up 448 yards of offense compared to just 197 for the Beavers, who would manage just two rushing yards in the game. First-time starting quarterback Steve Angeli was hyper efficient, completing 14 of 18 passes for 212 yards and three touchdowns.

One of those touchdown passes went to game MVP Jordan Faison, who led the Irish with five catches for 115 yards. Jayden Thomas also caught four passes for 59 yards and a touchdown.

The Irish defensive effort, highlighted by four sacks, was led by Most Outstanding Lineman of the Game Jordan Botelho, who finished the contest with a career-high five tackles, a sack and a quarterback hurry.

**SCORE BY QUARTERS**

	1	2	3	4	FINAL
Oregon State	0	0	0	8	8
Notre Dame	7	7	10	16	40

**SCORING SUMMARY**

1st	06:47	ND	#83 J.Thomas 8 yd pass from #18 S.Angeli (#32 S.Shrader kick), 11-96, 06:09
2nd	00:27	ND	#24 J.Price 1 yd rush (#32 S.Shrader kick), 7-44, 03:02
3rd	09:43	ND	#32 S.Shrader 44 yd FG, 8-49, 05:17
	03:28	ND	#80 J.Faison 13 yd pass from #18 S.Angeli (#32 S.Shrader kick), 8-60, 04:19
4th	10:55	ND	SAFETY, 00:29
	09:08	ND	#12 J.Love 13 yd pass from #18 S.Angeli (#32 S.Shrader kick), 3-72, 01:40
	06:19	OSU	#2 J.Valsin III 33 yd pass from B.Gulbranson (#79 T.Voltin rush), 6-71, 02:42
	02:45	ND	#27 C.Ketterer 6 yd rush (#32 S.Shrader kick), 6-40, 03:32

**TEAM STATISTICS**

	OSU	ND
FIRST DOWNS	10	24
RUSHES-YARDS (NET)	16-2	48-236
PASSING YARDS (NET)	195	232
Passes Att- Comp-Int	28-17-1	19-15-0
TOTAL OFFENSE PLAYS-YARDS	44-197	67-468
Fumble Returns-Yards	0-0	0-0
Punt Returns-Yards	1-12	0-0
Kickoff Returns-Yards	1-29	1-24
Interception Returns-Yards	0-0	1-14
Punts (Number-Avg)	4-46.0	1-59.0
Fumbles-Lost	1-0	1-0
Penalties-Yards	3-24	3-15
Possession Time	20:06	39:54
Third-Down Conversions	1-9	8-14
Fourth-Down Conversions	1-3	1-2
Red-Zone Scores-Chances	0-0	5-7

Rushing: Notre Dame- Jadarian Price 13-106-1, Jeremiyah Love 15-39, Devyn Ford 4-30, Steve Angeli 8-27, Gi'Bran Payne 6-24, Chase Ketterer 1-6-1, Skip Velotta 1-4. Oregon State - Deshaun Fenwick 6-15, Isaiah Newell 3-0, Jesiah Irish 2- -1, Ben Gulbranson 5- -12

Passing: Notre Dame - Steve Angeli 15-19-0-232-3. Oregon State - Ben Gulbranson 16-27-1-180-1, Jesiah Irish 1-1-0-15-0

Receiving: Notre Dame - Jordan Faison 5-115-1, Jayden Thomas 4-59-1, Jaden Greathouse 2-13, Eli Raridon 2-12, Matt Salerno 1-20, Jeremiyah Love 1-13-1. Oregon State - Jesiah Irish 3-56, Jimmy Valsin III 3-51-1, Silas Bolden 3-28, Bryce Caufield 2-22, Trent Walker 2-13, Jermaine Terry II 2-7, Riley Sharp 1-17, Jake Reichle 1-1.







**3**  
**G'BRAN PAYNE**

RB • 5-9, 203 lbs • Junior/Sophomore  
Cincinnati, OH (LaSalle)

**Rushing and Passing**

SEASON	TEAM	gp	Rushing					Passing								
			att	yds	td	lg	avg/c	avg/g	comp-att-int	yds	td	lg	pct	avg/p	avg/g	effc
2022-23	ND	4	2	5	0	3	2.5	1.3	0-0-0	0	0	0	0.0	0.0	0.0	0.0
2023-24	ND	13	45	168	2	12	3.7	12.9	0-0-0	0	0	0	0.0	0.0	0.0	0.0
<b>TOTAL</b>		<b>17</b>	<b>47</b>	<b>173</b>	<b>2</b>	<b>12</b>	<b>3.7</b>	<b>10.2</b>	<b>0-0-0</b>	<b>0</b>	<b>0</b>	<b>0</b>	<b>0.0</b>	<b>0.0</b>	<b>0.0</b>	<b>0.0</b>

**Scoring and Total Offense**

SEASON	TEAM	gp	Scoring								Total Offense						
			td	rush	rcv	ret	pat	2pat	fg	total	avg/g	rush	pass	total	avg/g		
2022-23	ND	4	0	0	0	0	0	0	0	0	0	0	0.0	5	0	5	1.3
2023-24	ND	13	4	2	2	0	0	0	0	0	24	1.8	168	0	168	12.9	
<b>TOTAL</b>		<b>17</b>	<b>4</b>	<b>2</b>	<b>2</b>	<b>0</b>	<b>0</b>	<b>0</b>	<b>0</b>	<b>0</b>	<b>24</b>	<b>1.4</b>	<b>173</b>	<b>0</b>	<b>173</b>	<b>10.2</b>	

**Punting and All Purpose**

SEASON	TEAM	gp	Punting				All Purpose							
			no.	yds	lg	avg/g	rush	rcv	pr	kr	lr	total	avg/g	
2022-23	ND	4	0	0	0	0.0	5	0	0	0	0	5	1.3	
2023-24	ND	13	0	0	0	0.0	168	58	0	41	0	267	20.5	
<b>TOTAL</b>		<b>17</b>	<b>0</b>	<b>0</b>	<b>0</b>	<b>0.0</b>	<b>173</b>	<b>58</b>	<b>0</b>	<b>41</b>	<b>0</b>	<b>272</b>	<b>16.0</b>	

**Tackles**

SEASON	TEAM	GP	Tackles								Interceptions		Receptions									
			ua	a	total	tfl	pbu	ff	fr	blk	sacks	int	rec	yds	td	lg	rec/g	yds/r	yds/g			
2022-23	ND	4	0	0	0	0-0	0	0	0	0	0	0	0	0	0	0	0	0.0	0.0	0.0		
2023-24	ND	13	0	0	0	0-0	0	0	0	0	0	0	0	0	0	9	58	2	42	0.7	6.4	4.5
<b>TOTAL</b>		<b>17</b>	<b>0</b>	<b>0</b>	<b>0</b>	<b>0-0</b>	<b>0</b>	<b>0</b>	<b>0</b>	<b>0</b>	<b>0</b>	<b>0</b>	<b>0</b>	<b>0</b>	<b>0</b>	<b>9</b>	<b>58</b>	<b>2</b>	<b>42</b>	<b>0.5</b>	<b>6.4</b>	<b>3.4</b>

**Single Game Highs**

Statistic	Value	
Rushing Attempts	6	5 times
Rushing Yards Net	35	at Stanford 11/25/23
Rushing Touchdowns	1	vs Ohio St. 09/23/23, at Stanford 11/25/23
Longest Rushing	12	vs Tennessee St. 09/02/23, at Stanford 11/25/23
Receptions	2	vs Ohio St. 09/23/23, vs Navy 08/26/23, vs Tennessee St. 09/02/23
Receptions Yards	45	vs Tennessee St. 09/02/23
Receptions Touchdowns	1	vs Tennessee St. 09/02/23, vs Southern California 10/14/23
Longest Reception	42	vs Tennessee St. 09/02/23
Longest Kick Return	24	vs Navy 08/26/23



**3**  
**JAYLEN SNEED**

LB • 6-1, 224 lbs • Junior/Sophomore  
Hilton Head Island, SC (Hilton Head)

**Tackles**

SEASON	TEAM	GP	Tackles								Interceptions		Receptions					
			ua	a	total	tfl	pbu	ff	fr	blk	sacks	int	rec	yds	td	lg	rec/g	yds/r
2022-23	ND	4	1	6	7	0.5-3	0	0	0	0	0	0	0	0	0	0.0	0.0	0.0
2023-24	ND	13	5	9	14	1-8	2	1	0	0	1	0	0	0	0	0.0	0.0	0.0
<b>TOTAL</b>		<b>17</b>	<b>6</b>	<b>15</b>	<b>21</b>	<b>1.5-11</b>	<b>2</b>	<b>1</b>	<b>0</b>	<b>0</b>	<b>1</b>	<b>0</b>	<b>0</b>	<b>0</b>	<b>0.0</b>	<b>0.0</b>	<b>0.0</b>	

**Single Game Highs**

Statistic	Value	
Total Tackles	5	vs Boston College 11/19/22
Total Sacks	1	vs Southern California 10/14/23
Total Tackles For Loss	1	vs Southern California 10/14/23



**4**  
**JAIKEN AUSBERRY**

LB • 6-2, 216 lbs • Sophomore/Freshman  
Baton Rouge, LA (University Lab)

**Tackles**

SEASON	TEAM	GP	Tackles								Interceptions		Receptions				
			ua	a	total	tfl	pbu	ff	fr	blk	sacks	int	rec	yds	td	lg	rec/g
2023-24	ND	5	2	1	3	0-0	0	0	0	0	0	0	0	0	0.0	0.0	0.0
<b>TOTAL</b>		<b>5</b>	<b>2</b>	<b>1</b>	<b>3</b>	<b>0-0</b>	<b>0</b>	<b>0</b>	<b>0</b>	<b>0</b>	<b>0</b>	<b>0</b>	<b>0</b>	<b>0.0</b>	<b>0.0</b>	<b>0.0</b>	

**Single Game Highs**

Statistic	Value	
Total Tackles	3	vs Tennessee St. 09/02/23





**4**  
**JEREMIYAH LOVE**

RB • 6-0, 210 lbs • Sophomore/Sophomore  
St. Louis, MO (Christian Brothers)

**Rushing and Passing**

SEASON	TEAM	gp	Rushing					Passing								
			att	yds	td	lg	avg/c	avg/g	comp-att-int	yds	td	lg	pct	avg/p	avg/g	effc
2023-24	ND	13	71	385	1	36	5.4	29.6	0-0-0	0	0	0	0.0	0.0	0.0	0.0
<b>TOTAL</b>		<b>13</b>	<b>71</b>	<b>385</b>	<b>1</b>	<b>36</b>	<b>5.4</b>	<b>29.6</b>	<b>0-0-0</b>	<b>0</b>	<b>0</b>	<b>0</b>	<b>0.0</b>	<b>0.0</b>	<b>0.0</b>	<b>0.0</b>

**Scoring and Total Offense**

SEASON	TEAM	gp	Scoring							Total Offense						
			td	rush	rcv	ret	pat	2pat	fg	total	avg/g	rush	pass	total	avg/g	
2023-24	ND	13	2	1	1	0	0	0	0	0	12	0.9	385	0	385	29.6
<b>TOTAL</b>		<b>13</b>	<b>2</b>	<b>1</b>	<b>1</b>	<b>0</b>	<b>0</b>	<b>0</b>	<b>0</b>	<b>0</b>	<b>12</b>	<b>0.9</b>	<b>385</b>	<b>0</b>	<b>385</b>	<b>29.6</b>

**Punting and All Purpose**

SEASON	TEAM	gp	Punting				All Purpose						
			no.	yds	lg	avg/g	rush	rcv	pr	kr	lr	total	avg/g
2023-24	ND	13	0	0	0	0.0	385	77	0	42	0	504	38.8
<b>TOTAL</b>		<b>13</b>	<b>0</b>	<b>0</b>	<b>0</b>	<b>0.0</b>	<b>385</b>	<b>77</b>	<b>0</b>	<b>42</b>	<b>0</b>	<b>504</b>	<b>38.8</b>

**Tackles**

SEASON	TEAM	GP	Tackles								Interceptions		Receptions									
			ua	a	total	tfl	pbu	ff	fr	blk	sacks	int	rec	yds	td	lg	rec/g	yds/r	yds/g			
2023-24	ND	13	1	0	1	0-0	0	0	0	0	0	0	0	0	0	8	77	1	33	0.6	9.6	5.9
<b>TOTAL</b>		<b>13</b>	<b>1</b>	<b>0</b>	<b>1</b>	<b>0-0</b>	<b>0</b>	<b>0</b>	<b>0</b>	<b>0</b>	<b>0</b>	<b>0</b>	<b>0</b>	<b>0</b>	<b>0</b>	<b>8</b>	<b>77</b>	<b>1</b>	<b>33</b>	<b>0.6</b>	<b>9.6</b>	<b>5.9</b>

**Single Game Highs**

Statistic	Value	
Rushing Attempts	15	vs Oregon St. 12/29/23
Rushing Yards Net	57	vs Ohio St. 09/23/23
Rushing Touchdowns	1	vs Tennessee St. 09/02/23
Longest Rushing	36	vs Tennessee St. 09/02/23
Receptions	2	at Louisville 10/07/23, vs Pittsburgh 10/28/23
Receptions Yards	26	vs Pittsburgh 10/28/23
Receptions Touchdowns	1	vs Oregon St. 12/29/23
Longest Reception	33	vs Pittsburgh 10/28/23
Longest Kick Return	21	at Duke 09/30/23
Total Tackles	1	at Clemson 11/04/23



**5**  
**BEAUX COLLINS**

WR • 6-3, 206 lbs • Graduate Student/Senior  
Los Angeles, CA (St. John Bosco/Clemson)

**Rushing and Passing**

SEASON	TEAM	gp	Rushing					Passing								
			att	yds	td	lg	avg/c	avg/g	comp-att-int	yds	td	lg	pct	avg/p	avg/g	effc
2021-22	CU	11	0	0	0	0	0.0	0.0	0-0-0	0	0	0	0.0	0.0	0.0	0.0
2022-23	CU	10	0	0	0	0	0.0	0.0	0-0-0	0	0	0	0.0	0.0	0.0	0.0
2023-24	CU	11	0	0	0	0	0.0	0.0	0-0-0	0	0	0	0.0	0.0	0.0	0.0
<b>TOTAL FOR ND</b>		<b>0</b>	<b>0</b>	<b>0</b>	<b>0</b>	<b>0</b>	<b>0.0</b>	<b>0.0</b>	<b>0-0-0</b>	<b>0</b>	<b>0</b>	<b>0</b>	<b>0.0</b>	<b>0.0</b>	<b>0.0</b>	<b>0.0</b>
<b>TOTAL</b>		<b>32</b>	<b>0</b>	<b>0</b>	<b>0</b>	<b>0.0</b>	<b>0.0</b>	<b>0.0</b>	<b>0-0-0</b>	<b>0</b>	<b>0</b>	<b>0</b>	<b>0.0</b>	<b>0.0</b>	<b>0.0</b>	<b>0.0</b>

**Scoring and Total Offense**

SEASON	TEAM	gp	Scoring							Total Offense						
			td	rush	rcv	ret	pat	2pat	fg	total	avg/g	rush	pass	total	avg/g	
2021-22	CU	11	3	0	3	0	0	0	0	18	1.6	0	0	0	0	0.0
2022-23	CU	10	5	0	5	0	0	0	0	32	3.2	0	0	0	0	0.0
2023-24	CU	11	3	0	3	0	0	0	0	18	1.6	0	0	0	0	0.0
<b>TOTAL FOR ND</b>		<b>0</b>	<b>0</b>	<b>0</b>	<b>0</b>	<b>0</b>	<b>0</b>	<b>0</b>	<b>0</b>	<b>0</b>	<b>0.0</b>	<b>0</b>	<b>0</b>	<b>0</b>	<b>0</b>	<b>0.0</b>
<b>TOTAL</b>		<b>32</b>	<b>11</b>	<b>0</b>	<b>11</b>	<b>0</b>	<b>0</b>	<b>0</b>	<b>0</b>	<b>68</b>	<b>2.1</b>	<b>0</b>	<b>0</b>	<b>0</b>	<b>0</b>	<b>0.0</b>

**Punting and All Purpose**

SEASON	TEAM	gp	Punting				All Purpose						
			no.	yds	lg	avg/g	rush	rcv	pr	kr	lr	total	avg/g
2021-22	CU	11	0	0	0	0.0	0	407	0	0	0	407	37.0
2022-23	CU	10	0	0	0	0.0	0	373	0	0	0	373	37.3
2023-24	CU	11	0	0	0	0.0	0	510	0	0	0	510	46.4
<b>TOTAL FOR ND</b>		<b>0</b>	<b>0</b>	<b>0</b>	<b>0</b>	<b>0.0</b>	<b>0</b>	<b>0</b>	<b>0</b>	<b>0</b>	<b>0</b>	<b>0</b>	<b>0.0</b>
<b>TOTAL</b>		<b>32</b>	<b>0</b>	<b>0</b>	<b>0</b>	<b>0.0</b>	<b>0</b>	<b>1290</b>	<b>0</b>	<b>0</b>	<b>0</b>	<b>1290</b>	<b>40.3</b>

**Tackles**

SEASON	TEAM	GP	Tackles								Interceptions		Receptions							
			ua	a	total	tfl	pbu	ff	fr	blk	sacks	int	rec	yds	td	lg	rec/g	yds/r	yds/g	
2021-22	CU	11	0	0	0	0-0	0	0	0	0	0	0	0	31	407	3	58	2.8	13.1	37.0
2022-23	CU	10	0	0	0	0-0	0	0	0	0	0	0	22	373	5	59	2.2	17.0	37.3	
2023-24	CU	11	0	0	0	0-0	0	0	0	0	0	0	38	510	3	69	3.5	13.4	46.4	
<b>TOTAL FOR ND</b>		<b>0</b>	<b>0</b>	<b>0</b>	<b>0-0</b>	<b>0</b>	<b>0</b>	<b>0</b>	<b>0</b>	<b>0</b>	<b>0</b>	<b>0</b>	<b>0</b>	<b>91</b>	<b>1290</b>	<b>11</b>	<b>69</b>	<b>2.8</b>	<b>14.2</b>	<b>40.3</b>
<b>TOTAL</b>		<b>32</b>	<b>0</b>	<b>0</b>	<b>0-0</b>	<b>0</b>	<b>0</b>	<b>0</b>	<b>0</b>	<b>0</b>	<b>0</b>	<b>0</b>	<b>0</b>	<b>91</b>	<b>1290</b>	<b>11</b>	<b>69</b>	<b>2.8</b>	<b>14.2</b>	<b>40.3</b>

**Single Game Highs**

Statistic	Value	
Receptions	7	vs Charleston So. 09/09/23
Receptions Yards	137	vs Wake Forest 11/20/21, vs Charleston So. 09/09/23
Receptions Touchdowns	1	11 times
Longest Reception	69	vs Charleston So. 09/09/23



**5**  
**BOUBACAR TRAORE**

DL • 6-4, 243 lbs • Sophomore/Freshman  
Boston, MA (Catholic Memorial)

**Tackles**

SEASON	TEAM	GP	Tackles								Interceptions		Receptions					
			ua	a	total	tfl	pbu	ff	fr	blk	sacks	int	rec	yds	td	lg	rec/g	yds/r
2023-24	ND	5	1	0	1	1-6	0	1	0	0	1	0	0	0	0.0	0.0	0.0	0.0
<b>TOTAL</b>		<b>5</b>	<b>1</b>	<b>0</b>	<b>1</b>	<b>1-6</b>	<b>0</b>	<b>1</b>	<b>0</b>	<b>0</b>	<b>1</b>	<b>0</b>	<b>0</b>	<b>0</b>	<b>0.0</b>	<b>0.0</b>	<b>0.0</b>	<b>0.0</b>

**Single Game Highs**

Statistic	Value	
Total Tackles	1	vs Southern California 10/14/23
Total Sacks	1	vs Southern California 10/14/23
Total Tackles For Loss	1	vs Southern California 10/14/23



**6**  
**JORDAN FAISON**

WR • 5-10, 184 lbs • Sophomore/Sophomore  
Fort Lauderdale, FL (Pine Crest)

**Rushing and Passing**

SEASON	TEAM	gp	Rushing							Passing							effic
			att	yds	td	lg	avg/c	avg/g	comp-att-int	yds	td	lg	pct	avg/p	avg/g		
2023-24	ND	7	2	22	0	16	11.0	3.1	0-0-0	0	0	0	0.0	0.0	0.0	0.0	
<b>TOTAL</b>	<b>7</b>	<b>7</b>	<b>2</b>	<b>22</b>	<b>0</b>	<b>16</b>	<b>11.0</b>	<b>3.1</b>	<b>0-0-0</b>	<b>0</b>	<b>0</b>	<b>0</b>	<b>0.0</b>	<b>0.0</b>	<b>0.0</b>		

**Scoring and Total Offense**

SEASON	TEAM	gp	Scoring										Total Offense				
			td	rush	rcv	ret	pat	2pat	fg	total	avg/g	rush	pass	total	avg/g		
2023-24	ND	7	4	0	4	0	0	0	0	0	0	24	3.4	22	0	22	3.1
<b>TOTAL</b>	<b>7</b>	<b>7</b>	<b>4</b>	<b>0</b>	<b>4</b>	<b>0</b>	<b>0</b>	<b>0</b>	<b>0</b>	<b>0</b>	<b>24</b>	<b>3.4</b>	<b>22</b>	<b>0</b>	<b>22</b>	<b>3.1</b>	

**Punting and All Purpose**

SEASON	TEAM	gp	Punting				All Purpose						
			no.	yds	lg	avg/g	rush	rcv	pr	kr	lr	total	avg/g
2023-24	ND	7	0	0	0	0.0	22	322	28	0	0	372	53.1
<b>TOTAL</b>	<b>7</b>	<b>7</b>	<b>0</b>	<b>0</b>	<b>0</b>	<b>0.0</b>	<b>22</b>	<b>322</b>	<b>28</b>	<b>0</b>	<b>0</b>	<b>372</b>	<b>53.1</b>

**Tackles**

SEASON	TEAM	GP	Tackles							Interceptions			Receptions								
			ua	a	total	tbl	pbu	fr	blk	sacks	int	rec	yds	td	lg	rec/g	yds/r	yds/g			
2023-24	ND	7	0	0	0	0-0	0	0	0	0	0	0	0	0	19	322	4	55	2.7	16.9	46.0
<b>TOTAL</b>	<b>7</b>	<b>7</b>	<b>0</b>	<b>0</b>	<b>0</b>	<b>0-0</b>	<b>0</b>	<b>0</b>	<b>0</b>	<b>0</b>	<b>0</b>	<b>0</b>	<b>0</b>	<b>0</b>	<b>19</b>	<b>322</b>	<b>4</b>	<b>55</b>	<b>2.7</b>	<b>16.9</b>	<b>46.0</b>

**Single Game Highs**

Statistic	Value	
Rushing Attempts	1	vs Southern California 10/14/23, at Clemson 11/04/23
Rushing Yards Net	16	vs Southern California 10/14/23
Longest Rushing	16	vs Southern California 10/14/23
Receptions	5	vs Oregon St. 12/29/23
Receptions Yards	115	vs Oregon St. 12/29/23
Receptions Touchdowns	1	4 times
Longest Reception	55	vs Oregon St. 12/29/23
Longest Punt Return	20	vs Pittsburgh 10/28/23



**7**  
**JADEN MICKEY**

CB • 6-0, 182 lbs • Junior/Junior  
Eastvale, CA (Centennial)

**Scoring and Total Offense**

SEASON	TEAM	gp	Scoring										Total Offense			
			td	rush	rcv	ret	pat	2pat	fg	total	avg/g	rush	pass	total	avg/g	
2022-23	ND	11	0	0	0	0	0	0	0	0	0	0	0	0	0	0.0
2023-24	ND	13	1	0	0	1	0	0	0	0	6	0.5	0	0	0	0.0
<b>TOTAL</b>	<b>24</b>	<b>24</b>	<b>1</b>	<b>0</b>	<b>0</b>	<b>1</b>	<b>0</b>	<b>0</b>	<b>0</b>	<b>6</b>	<b>0.3</b>	<b>0</b>	<b>0</b>	<b>0</b>	<b>0.0</b>	

**Punting and All Purpose**

SEASON	TEAM	gp	Punting				All Purpose							
			no.	yds	lg	avg/g	rush	rcv	pr	kr	lr	total	avg/g	
2022-23	ND	11	0	0	0	0.0	0	0	0	0	0	0	0	0.0
2023-24	ND	13	0	0	0	0.0	0	0	0	0	43	43	3.3	
<b>TOTAL</b>	<b>24</b>	<b>24</b>	<b>0</b>	<b>0</b>	<b>0</b>	<b>0.0</b>	<b>0</b>	<b>0</b>	<b>0</b>	<b>0</b>	<b>43</b>	<b>43</b>	<b>1.8</b>	

**Tackles**

SEASON	TEAM	GP	Tackles							Interceptions			Receptions						
			ua	a	total	tbl	pbu	fr	blk	sacks	int	rec	yds	td	lg	rec/g	yds/r	yds/g	
2022-23	ND	11	7	2	9	0-0	0	0	0	0	0	0	0	0	0	0	0.0	0.0	0.0
2023-24	ND	13	8	3	11	0-0	2	0	0	0	0	1	0	0	0	0.0	0.0	0.0	
<b>TOTAL</b>	<b>24</b>	<b>24</b>	<b>15</b>	<b>5</b>	<b>20</b>	<b>0-0</b>	<b>2</b>	<b>0</b>	<b>0</b>	<b>0</b>	<b>1</b>	<b>0</b>	<b>0</b>	<b>0</b>	<b>0.0</b>	<b>0.0</b>	<b>0.0</b>		

**Single Game Highs**

Statistic	Value	
Total Tackles	2	4 times
Total Interceptions	1	vs Pittsburgh 10/28/23



**8**  
**KENNY MINCHEY**

QB • 6-2, 207 lbs • Sophomore/Freshman  
Hendersonville, TN (Pope John Paul II)

**Rushing and Passing**

SEASON	TEAM	gp	Rushing							Passing							effic
			att	yds	td	lg	avg/c	avg/g	comp-att-int	yds	td	lg	pct	avg/p	avg/g		
2023-24	ND	3	0	0	0	0	0.0	0.0	2-2-0	12	0	8	100.0	6.0	4.0	150.4	
<b>TOTAL</b>	<b>3</b>	<b>3</b>	<b>0</b>	<b>0</b>	<b>0</b>	<b>0.0</b>	<b>0.0</b>	<b>2-2-0</b>	<b>12</b>	<b>0</b>	<b>8</b>	<b>100.0</b>	<b>6.0</b>	<b>4.0</b>	<b>150.4</b>		

**Scoring and Total Offense**

SEASON	TEAM	gp	Scoring										Total Offense				
			td	rush	rcv	ret	pat	2pat	fg	total	avg/g	rush	pass	total	avg/g		
2023-24	ND	3	0	0	0	0	0	0	0	0	0	0	0	0	12	12	4.0
<b>TOTAL</b>	<b>3</b>	<b>3</b>	<b>0</b>	<b>0</b>	<b>0</b>	<b>0</b>	<b>0</b>	<b>0</b>	<b>0</b>	<b>0</b>	<b>0</b>	<b>0</b>	<b>0</b>	<b>12</b>	<b>12</b>	<b>4.0</b>	

**Punting and All Purpose**

SEASON	TEAM	gp	Punting				All Purpose							
			no.	yds	lg	avg/g	rush	rcv	pr	kr	lr	total	avg/g	
2023-24	ND	3	0	0	0	0.0	0	0	0	0	0	0	0	0.0
<b>TOTAL</b>	<b>3</b>	<b>3</b>	<b>0</b>	<b>0</b>	<b>0</b>	<b>0.0</b>	<b>0</b>	<b>0</b>	<b>0</b>	<b>0</b>	<b>0</b>	<b>0</b>	<b>0</b>	<b>0.0</b>

**Single Game Highs**

Statistic	Value	
Total Passes	2	vs Tennessee St. 09/02/23
Completed Passes	2	vs Tennessee St. 09/02/23
Passes Yards	12	vs Tennessee St. 09/02/23
Longest Pass	8	vs Tennessee St. 09/02/23



**8**  
**ADON SHULER**

S • 6-0, 200 lbs • Sophomore/Freshman  
Irvington, NJ (Irvington)

**Tackles**

SEASON	TEAM	GP	Tackles							Interceptions			Receptions					
			ua	a	total	tfl	pbu	ff	fr	blk	sacks	int	rec	yds	td	lg	rec/g	yds/r
2023-24	ND	5	4	2	6	0-0	0	0	0	0	0	0	0	0	0	0.0	0.0	0.0
<b>TOTAL</b>		<b>5</b>	<b>4</b>	<b>2</b>	<b>6</b>	<b>0-0</b>	<b>0</b>	<b>0</b>	<b>0</b>	<b>0</b>	<b>0</b>	<b>0</b>	<b>0</b>	<b>0</b>	<b>0.0</b>	<b>0.0</b>	<b>0.0</b>	

**Single Game Highs**

Statistic	Value
Total Tackles	3 vs Oregon St. 12/29/23



**9**  
**RJ OBEN**

DL • 6-3, 265 lbs • Graduate Student/\*Senior  
Montclair, NJ (St. Peter's Prep/Duke)

**Punting and All Purpose**

SEASON	TEAM	gp	Punting				All Purpose							
			no.	yds	lg	avg/g	rush	rcv	pr	kr	lr	total	avg/g	
2019-20	DU	4	0	0	0	0.0	0	0	0	0	0	0	0	0.0
2020-21	DU	9	0	0	0	0.0	0	0	0	0	0	0	0.0	
2021-22	DU	12	0	0	0	0.0	0	0	0	0	8	8	0.7	
2022-23	DU	13	0	0	0	0.0	0	0	0	0	0	0	0.0	
2023-24	DU	12	0	0	0	0.0	0	0	0	0	0	0	0.0	
<b>TOTAL FOR ND</b>		<b>0</b>	<b>0</b>	<b>0</b>	<b>0</b>	<b>0.0</b>	<b>0</b>	<b>0</b>	<b>0</b>	<b>0</b>	<b>0</b>	<b>8</b>	<b>0.0</b>	
<b>TOTAL</b>		<b>50</b>	<b>0</b>	<b>0</b>	<b>0</b>	<b>0.0</b>	<b>0</b>	<b>0</b>	<b>0</b>	<b>0</b>	<b>0</b>	<b>8</b>	<b>0.2</b>	

**Single Game Highs**

Statistic	Value
Total Tackles	5 at Charlotte 09/03/21, vs Pittsburgh 11/06/21
Total Sacks	1.5 at Miami (FL) 10/22/22, vs Pittsburgh 11/25/23
Total Tackles For Loss	2.5 at Charlotte 09/03/21, vs Pittsburgh 11/25/23
Total Interceptions	1 at Virginia Tech 11/13/21

**Tackles**

SEASON	TEAM	GP	Tackles							Interceptions			Receptions				
			ua	a	total	tfl	pbu	ff	fr	blk	sacks	int	rec	yds	td	lg	rec/g
2019-20	DU	4	0	1	1	0-0	0	0	0	0	0	0	0	0	0.0	0.0	0.0
2020-21	DU	9	1	3	4	0.5-4	0	0	0	0	0	0	0	0.0	0.0	0.0	
2021-22	DU	12	14	11	25	7-27	0	3	0	5	1	0	0	0	0.0	0.0	
2022-23	DU	13	11	9	20	6.5-26	0	2	0	4.5	0	0	0	0	0.0	0.0	
2023-24	DU	12	7	10	17	6-49	1	0	0	5	0	0	0	0	0.0	0.0	
<b>TOTAL FOR ND</b>		<b>0</b>	<b>0</b>	<b>0</b>	<b>0</b>	<b>0-0</b>	<b>0</b>	<b>0</b>	<b>0</b>	<b>0</b>	<b>0</b>	<b>0</b>	<b>0</b>	<b>0.0</b>	<b>0.0</b>	<b>0.0</b>	
<b>TOTAL</b>		<b>50</b>	<b>33</b>	<b>34</b>	<b>67</b>	<b>20-106</b>	<b>1</b>	<b>5</b>	<b>0</b>	<b>14.5</b>	<b>1</b>	<b>0</b>	<b>0</b>	<b>0</b>	<b>0.0</b>	<b>0.0</b>	



**9**  
**ELI RARIDON**

TE • 6-7, 250 lbs • Junior/Junior  
Des Moines, IA (Valley)

**Scoring and Total Offense**

SEASON	TEAM	gp	Scoring							Total Offense						
			td	rush	rcv	ret	pat	2pat	fg	total	avg/g	rush	pass	total	avg/g	
2022-23	ND	5	0	0	0	0	0	0	0	0	0	0	0	0.0		
2023-24	ND	7	1	0	1	0	0	0	0	6	0.9	0	0	0.0		
<b>TOTAL</b>		<b>12</b>	<b>1</b>	<b>0</b>	<b>1</b>	<b>0</b>	<b>0</b>	<b>0</b>	<b>0</b>	<b>6</b>	<b>0.5</b>	<b>0</b>	<b>0</b>	<b>0.0</b>		

**Single Game Highs**

Statistic	Value
Receptions	3 vs Wake Forest 11/18/23
Receptions Yards	39 vs Wake Forest 11/18/23
Receptions Touchdowns	1 vs Wake Forest 11/18/23
Longest Reception	19 vs Wake Forest 11/18/23

**Punting and All Purpose**

SEASON	TEAM	gp	Punting				All Purpose						
			no.	yds	lg	avg/g	rush	rcv	pr	kr	lr	total	avg/g
2022-23	ND	5	0	0	0	0.0	0	0	0	0	0	0	0.0
2023-24	ND	7	0	0	0	0.0	0	51	0	0	0	51	7.3
<b>TOTAL</b>		<b>12</b>	<b>0</b>	<b>0</b>	<b>0</b>	<b>0.0</b>	<b>0</b>	<b>51</b>	<b>0</b>	<b>0</b>	<b>0</b>	<b>51</b>	<b>4.3</b>

**Tackles**

SEASON	TEAM	GP	Tackles							Interceptions			Receptions					
			ua	a	total	tfl	pbu	ff	fr	blk	sacks	int	rec	yds	td	lg	rec/g	yds/r
2022-23	ND	5	0	0	0	0-0	0	0	0	0	0	0	0	0.0	0.0	0.0		
2023-24	ND	7	0	0	0	0-0	0	0	0	0	0	5	51	1	19	0.7	10.2	7.3
<b>TOTAL</b>		<b>12</b>	<b>0</b>	<b>0</b>	<b>0</b>	<b>0-0</b>	<b>0</b>	<b>0</b>	<b>0</b>	<b>0</b>	<b>0</b>	<b>5</b>	<b>51</b>	<b>1</b>	<b>19</b>	<b>0.4</b>	<b>10.2</b>	<b>4.3</b>





**13**  
**BEN MINICH**

S • 6-0, 195 lbs • Sophomore/Freshman  
West Chester, OH (Lakota West)

**Tackles**

SEASON	TEAM	GP	Tackles							Interceptions			Receptions					
			ua	a	total	tbl	pbu	ff	blk	sacks	int	rec	yds	td	lg	rec/g	yds/r	yds/g
2023-24	ND	3	0	1	1	0-0	0	0	0	0	0	0	0	0	0	0.0	0.0	0.0
<b>TOTAL</b>		<b>3</b>	<b>0</b>	<b>1</b>	<b>1</b>	<b>0-0</b>	<b>0</b>	<b>0</b>	<b>0</b>	<b>0</b>	<b>0</b>	<b>0</b>	<b>0</b>	<b>0</b>	<b>0.0</b>	<b>0.0</b>	<b>0.0</b>	

**Single Game Highs**

Statistic	Value
Total Tackles	1 vs Oregon St. 12/29/23



**17**  
**BRENAN VERNON**

DL • 6-5, 262 lbs • Sophomore/Freshman  
Mentor, OH (Mentor)

**Tackles**

SEASON	TEAM	GP	Tackles							Interceptions			Receptions				
			ua	a	total	tbl	pbu	ff	blk	sacks	int	rec	yds	td	lg	rec/g	yds/r
2023-24	ND	2	0	1	1	0-0	0	0	0	0	0	0	0	0	0.0	0.0	0.0
<b>TOTAL</b>		<b>2</b>	<b>0</b>	<b>1</b>	<b>1</b>	<b>0-0</b>	<b>0</b>	<b>0</b>	<b>0</b>	<b>0</b>	<b>0</b>	<b>0</b>	<b>0</b>	<b>0.0</b>	<b>0.0</b>	<b>0.0</b>	

**Single Game Highs**

Statistic	Value
Total Tackles	1 vs Tennessee St. 09/02/23



**18**  
**STEVE ANGELI**

QB • 6-2, 208 lbs • Junior/Sophomore  
Westfield, NJ (Bergen Catholic)

**Rushing and Passing**

SEASON	TEAM	gp	Rushing						Passing							
			att	yds	td	lg	avg/c	avg/g	comp-att-int	yds	td	lg	pct	avg/p	avg/g	effic
2022-23	ND	2	0	0	0	0	0.0	0.0	0-0-0	0	0	0	0.0	0.0	0.0	0.0
2023-24	ND	8	8	27	0	17	3.4	3.4	34-44-1	504	7	55	77.3	14.8	63.0	221.4
<b>TOTAL</b>		<b>10</b>	<b>8</b>	<b>27</b>	<b>0</b>	<b>17</b>	<b>3.4</b>	<b>2.7</b>	<b>34-44-1</b>	<b>504</b>	<b>7</b>	<b>55</b>	<b>77.3</b>	<b>14.8</b>	<b>50.4</b>	<b>221.4</b>

**Scoring and Total Offense**

SEASON	TEAM	gp	Scoring								Total Offense						
			td	rush	rcv	ret	pat	2pat	fg	total	avg/g	rush	pass	total	avg/g		
2022-23	ND	2	0	0	0	0	0	0	0	0	0	0	0.0	0	0	0	0.0
2023-24	ND	8	0	0	0	0	0	0	0	0	0	0	0.0	27	504	531	66.4
<b>TOTAL</b>		<b>10</b>	<b>0</b>	<b>0</b>	<b>0</b>	<b>0</b>	<b>0</b>	<b>0</b>	<b>0</b>	<b>0</b>	<b>0</b>	<b>0</b>	<b>0.0</b>	<b>27</b>	<b>504</b>	<b>531</b>	<b>53.1</b>

**Punting and All Purpose**

SEASON	TEAM	gp	Punting				All Purpose							
			no.	yds	lg	avg/g	rush	rcv	pr	kr	lr	total	avg/g	
2022-23	ND	2	0	0	0	0.0	0	0	0	0	0	0	0	0.0
2023-24	ND	8	0	0	0	0.0	27	0	0	0	0	27	3.4	
<b>TOTAL</b>		<b>10</b>	<b>0</b>	<b>0</b>	<b>0</b>	<b>0.0</b>	<b>27</b>	<b>0</b>	<b>0</b>	<b>0</b>	<b>0</b>	<b>27</b>	<b>2.7</b>	

**Single Game Highs**

Statistic	Value
Rushing Attempts	8 vs Oregon St. 12/29/23
Rushing Yards Net	27 vs Oregon St. 12/29/23
Longest Rushing	17 vs Oregon St. 12/29/23
Total Passes	19 vs Oregon St. 12/29/23
Completed Passes	15 vs Oregon St. 12/29/23
Passes Yards	232 vs Oregon St. 12/29/23
Touchdowns from passes	3 vs Oregon St. 12/29/23
Longest Pass	55 vs Oregon St. 12/29/23



**18**  
**CHANCE TUCKER**

CB • 6-0, 189 lbs • Senior/Junior  
Encino, CA (Crespi Carmelite)

**Tackles**

SEASON	TEAM	GP	Tackles							Interceptions		Receptions						
			ua	a	total	tfl	pbu	ff	fr	blk	sacks	int	rec	yds	td	lg	rec/g	yds/r
2022-23	ND	1	0	0	0	0-0	0	0	0	0	0	0	0	0	0	0.0	0.0	0.0
2023-24	ND	9	3	0	3	0-0	0	0	0	0	0	0	0	0	0.0	0.0	0.0	
<b>TOTAL</b>		<b>10</b>	<b>3</b>	<b>0</b>	<b>3</b>	<b>0-0</b>	<b>0</b>	<b>0</b>	<b>0</b>	<b>0</b>	<b>0</b>	<b>0</b>	<b>0</b>	<b>0</b>	<b>0.0</b>	<b>0.0</b>	<b>0.0</b>	

**Single Game Highs**

Statistic	Value	
Total Tackles	2	vs Oregon St. 12/29/23



**20**  
**BENJAMIN MORRISON**

CB • 6-0, 190 lbs • Junior/Junior  
Phoenix, AZ (Brophy Prep)

**Scoring and Total Offense**

SEASON	TEAM	gp	Scoring							Total Offense					
			td	rush	rcv	ret	pat	2pat	fg	total	avg/g	rush	pass	total	avg/g
2022-23	ND	13	1	0	0	1	0	0	0	6	0.5	0	0	0	0.0
2023-24	ND	12	0	0	0	0	0	0	0	0.0	0	0	0	0.0	
<b>TOTAL</b>		<b>25</b>	<b>1</b>	<b>0</b>	<b>0</b>	<b>1</b>	<b>0</b>	<b>0</b>	<b>6</b>	<b>0.2</b>	<b>0</b>	<b>0</b>	<b>0</b>	<b>0.0</b>	

**Punting and All Purpose**

SEASON	TEAM	gp	Punting				All Purpose						
			no.	yds	lg	avg/g	rush	rcv	pr	kr	lr	total	avg/g
2022-23	ND	13	0	0	0	0.0	0	0	0	0	97	97	7.5
2023-24	ND	12	0	0	0	0.0	0	0	0	0	14	14	1.2
<b>TOTAL</b>		<b>25</b>	<b>0</b>	<b>0</b>	<b>0</b>	<b>0.0</b>	<b>0</b>	<b>0</b>	<b>0</b>	<b>0</b>	<b>111</b>	<b>111</b>	<b>4.4</b>

**Tackles**

SEASON	TEAM	GP	Tackles							Interceptions		Receptions					
			ua	a	total	tfl	pbu	ff	fr	blk	sacks	int	rec	yds	td	lg	rec/g
2022-23	ND	13	22	11	33	1-2	4	0	0	0	6	0	0	0	0.0	0.0	0.0
2023-24	ND	12	25	6	31	3.5-10	10	0	0	0	3	0	0	0	0.0	0.0	0.0
<b>TOTAL</b>		<b>25</b>	<b>47</b>	<b>17</b>	<b>64</b>	<b>4.5-12</b>	<b>14</b>	<b>0</b>	<b>0</b>	<b>0</b>	<b>9</b>	<b>0</b>	<b>0</b>	<b>0.0</b>	<b>0.0</b>	<b>0.0</b>	

**Single Game Highs**

Statistic	Value	
Total Tackles	7	vs Clemson 11/05/22
Total Tackles For Loss	1	4 times
Total Interceptions	3	vs Boston College 11/19/22



**22**  
**DEVYIN FORD**

RB • 5-11, 200 lbs • Graduate Student/\*Senior  
Stafford, VA (North Stafford/Penn State)

**Rushing and Passing**

SEASON	TEAM	gp	Rushing						Passing						
			att	yds	td	lg	avg/c	avg/g	comp-att-int	yds	td	lg	pct	avg/p	avg/g
2019-20	PSU	12	52	294	3	81	5.7	24.5	0-0-0	0	0	0.0	0.0	0.0	0.0
2020-21	PSU	6	67	274	3	23	4.1	45.7	0-0-0	0	0	0.0	0.0	0.0	0.0
2021-22	PSU	9	14	61	0	12	4.4	6.8	0-0-0	0	0	0.0	0.0	0.0	0.0
2022-23	PSU	4	7	37	0	30	5.3	9.3	0-0-0	0	0	0.0	0.0	0.0	0.0
2023-24	ND	11	8	44	0	19	5.5	4.0	0-0-0	0	0	0.0	0.0	0.0	0.0
<b>TOTAL FOR ND</b>		<b>11</b>	<b>8</b>	<b>44</b>	<b>0</b>	<b>19</b>	<b>5.5</b>	<b>4.0</b>	<b>0-0-0</b>	<b>0</b>	<b>0</b>	<b>0.0</b>	<b>0.0</b>	<b>0.0</b>	<b>0.0</b>
<b>TOTAL</b>		<b>42</b>	<b>148</b>	<b>710</b>	<b>6</b>	<b>81</b>	<b>4.8</b>	<b>16.9</b>	<b>0-0-0</b>	<b>0</b>	<b>0</b>	<b>0.0</b>	<b>0.0</b>	<b>0.0</b>	<b>0.0</b>

**Scoring and Total Offense**

SEASON	TEAM	gp	Scoring							Total Offense				
			td	rush	rcv	ret	pat	2pat	fg	total	avg/g	rush	pass	total
2019-20	PSU	12	3	3	0	0	0	0	18	1.5	294	0	294	24.5
2020-21	PSU	6	3	3	0	0	0	0	18	3.0	274	0	274	45.7
2021-22	PSU	9	0	0	0	0	0	0	0	0.0	61	0	61	6.8
2022-23	PSU	4	0	0	0	0	0	0	0	0.0	37	0	37	9.3
2023-24	ND	11	1	0	1	0	0	0	6	0.5	44	0	44	4.0
<b>TOTAL FOR ND</b>		<b>11</b>	<b>1</b>	<b>0</b>	<b>1</b>	<b>0</b>	<b>0</b>	<b>0</b>	<b>6</b>	<b>0.5</b>	<b>44</b>	<b>0</b>	<b>44</b>	<b>4.0</b>
<b>TOTAL</b>		<b>42</b>	<b>7</b>	<b>6</b>	<b>1</b>	<b>0</b>	<b>0</b>	<b>0</b>	<b>42</b>	<b>1.0</b>	<b>710</b>	<b>0</b>	<b>710</b>	<b>16.9</b>

**Punting and All Purpose**

SEASON	TEAM	gp	Punting				All Purpose							
			no.	yds	lg	avg/g	rush	rcv	pr	kr	lr	total	avg/g	
2019-20	PSU	12	0	0	0	0.0	294	30	0	0	0	0	324	27.0
2020-21	PSU	6	0	0	0	0.0	274	24	0	93	0	391	65.2	
2021-22	PSU	9	0	0	0	0.0	61	18	0	191	0	270	30.0	
2022-23	PSU	4	0	0	0	0.0	37	31	0	0	0	68	17.0	
2023-24	ND	11	0	0	0	0.0	44	34	0	125	0	203	18.5	
<b>TOTAL FOR ND</b>		<b>11</b>	<b>0</b>	<b>0</b>	<b>0</b>	<b>0.0</b>	<b>44</b>	<b>34</b>	<b>0</b>	<b>125</b>	<b>0</b>	<b>203</b>	<b>18.5</b>	
<b>TOTAL</b>		<b>42</b>	<b>0</b>	<b>0</b>	<b>0</b>	<b>0.0</b>	<b>710</b>	<b>137</b>	<b>0</b>	<b>409</b>	<b>0</b>	<b>1256</b>	<b>29.9</b>	

**Tackles**

SEASON	TEAM	GP	Tackles							Interceptions		Receptions							
			ua	a	total	tfl	pbu	ff	fr	blk	sacks	int	rec	yds	td	lg	rec/g	yds/r	yds/g
2019-20	PSU	12	0	0	0	0-0	0	0	0	0	0	0	5	30	0	15	0.4	6.0	2.5
2020-21	PSU	6	0	0	0	0-0	0	0	1	0	0	0	7	24	0	8	1.2	3.4	4.0
2021-22	PSU	9	0	0	0	0-0	0	0	0	0	0	0	3	18	0	9	0.3	6.0	2.0
2022-23	PSU	4	1	0	1	0-0	0	0	0	0	0	0	5	31	0	12	1.3	6.2	7.8
2023-24	ND	11	2	2	4	0-0	0	1	0	0	0	0	4	34	1	12	0.4	8.5	3.1
<b>TOTAL FOR ND</b>		<b>11</b>	<b>2</b>	<b>2</b>	<b>4</b>	<b>0-0</b>	<b>0</b>	<b>1</b>	<b>0</b>	<b>0</b>	<b>0</b>	<b>0</b>	<b>4</b>	<b>34</b>	<b>1</b>	<b>12</b>	<b>0.4</b>	<b>8.5</b>	<b>3.1</b>
<b>TOTAL</b>		<b>42</b>	<b>3</b>	<b>2</b>	<b>5</b>	<b>0-0</b>	<b>0</b>	<b>1</b>	<b>1</b>	<b>0</b>	<b>0</b>	<b>0</b>	<b>24</b>	<b>137</b>	<b>1</b>	<b>15</b>	<b>0.6</b>	<b>5.7</b>	<b>3.3</b>

**Single Game Highs**

Statistic	Value	
Rushing Attempts	20	at Indiana 10/24/20
Rushing Yards Net	107	vs Idaho 08/31/19
Rushing Touchdowns	1	6 times
Longest Rushing	81	vs Idaho 08/31/19
Receptions	3	at Indiana 10/24/20, vs Idaho 08/31/19
Receptions Yards	15	at Maryland 09/27/19
Receptions Touchdowns	1	vs Wake Forest 11/18/23
Longest Reception	15	at Maryland 09/27/19
Longest Kick Return	36	at Michigan St. 11/27/21
Total Tackles	2	at Louisville 10/07/23



**24**  
**JACK KISER**

LB • 6-2, 231 lbs • Graduate Student/\*Senior  
Royal Center, IN (Pioneer)

**Scoring and Total Offense**

SEASON	TEAM	gp	Scoring								Total Offense							
			td	rush	rcv	ret	pat	2pat	fg	total	avg/g	rush	pass	total	avg/g			
2019-20	ND	4	0	0	0	0	0	0	0	0	0	0	0	0	0	0	0	0.0
2020-21	ND	10	0	0	0	0	0	0	0	0	0	0	0	0	0	0	0	0.0
2021-22	ND	13	2	0	0	2	0	0	0	0	12	0.9	0	0	0	0	0	0.0
2022-23	ND	13	0	0	0	0	0	0	0	0	0	0.0	0	0	0	0	0	0.0
2023-24	ND	13	0	0	0	0	0	0	0	0	0	0.0	0	0	0	0	0	0.0
<b>TOTAL</b>		<b>53</b>	<b>2</b>	<b>0</b>	<b>0</b>	<b>2</b>	<b>0</b>	<b>0</b>	<b>0</b>	<b>0</b>	<b>12</b>	<b>0.2</b>	<b>0</b>	<b>0</b>	<b>0</b>	<b>0</b>	<b>0</b>	<b>0.0</b>

**Punting and All Purpose**

SEASON	TEAM	gp	Punting				All Purpose								
			no.	yds	lg	avg/g	rush	rcv	pr	kr	lr	total	avg/g		
2019-20	ND	4	0	0	0	0.0	0	0	0	0	0	0	0	0	0.0
2020-21	ND	10	0	0	0	0.0	0	0	0	0	2	2	0.2		
2021-22	ND	13	0	0	0	0.0	0	0	0	0	109	109	8.4		
2022-23	ND	13	0	0	0	0.0	0	0	0	0	0	0	0.0		
2023-24	ND	13	0	0	0	0.0	0	0	0	0	25	25	1.9		
<b>TOTAL</b>		<b>53</b>	<b>0</b>	<b>0</b>	<b>0</b>	<b>0.0</b>	<b>0</b>	<b>0</b>	<b>0</b>	<b>0</b>	<b>136</b>	<b>136</b>	<b>2.6</b>		

**Tackles**

SEASON	TEAM	GP	Tackles								Interceptions		Receptions						
			ua	a	total	tfl	pbu	ff	fr	blk	sacks	int	rec	yds	td	lg	rec/g	yds/r	yds/g
2019-20	ND	4	0	0	0	0-0	0	0	0	0	0	0	0	0	0	0	0	0	0.0
2020-21	ND	10	16	4	20	3-5	0	0	0	0	0	1	0	0	0	0	0	0.0	
2021-22	ND	13	26	19	45	1-3	5	2	0	0	0	2	0	0	0	0	0	0.0	
2022-23	ND	13	28	30	58	5.5-19	0	1	0	1	2.5	0	0	0	0	0	0	0.0	
2023-24	ND	13	41	21	62	1.5-13	1	1	0	0	1.5	1	0	0	0	0	0	0.0	
<b>TOTAL</b>		<b>53</b>	<b>111</b>	<b>74</b>	<b>185</b>	<b>11-40</b>	<b>6</b>	<b>4</b>	<b>0</b>	<b>1</b>	<b>4</b>	<b>4</b>	<b>0</b>	<b>0</b>	<b>0</b>	<b>0</b>	<b>0</b>	<b>0.0</b>	

**Single Game Highs**

Statistic	Value	
Total Tackles	10	vs Central Mich. 09/16/23
Total Sacks	1	vs Marshall 09/10/22, vs Boston College 11/19/22, vs Central Mich. 09/16/23
Total Tackles For Loss	2	vs South Fla. 09/19/20
Total Interceptions	1	4 times



**24**  
**JADARIAN PRICE**

RB • 5-10, 206 lbs • Junior/Sophomore  
Denison, TX (Denison)

**Rushing and Passing**

SEASON	TEAM	gp	Rushing						Passing							
			att	yds	td	lg	avg/c	avg/g	comp-att-int	yds	td	lg	pct	avg/p	avg/g	effic
2023-24	ND	13	47	272	3	54	5.8	20.9	0-0-0	0	0	0	0.0	0.0	0.0	0.0
<b>TOTAL</b>		<b>13</b>	<b>47</b>	<b>272</b>	<b>3</b>	<b>54</b>	<b>5.8</b>	<b>20.9</b>	<b>0-0-0</b>	<b>0</b>	<b>0</b>	<b>0</b>	<b>0.0</b>	<b>0.0</b>	<b>0.0</b>	<b>0.0</b>

**Scoring and Total Offense**

SEASON	TEAM	gp	Scoring								Total Offense				
			td	rush	rcv	ret	pat	2pat	fg	total	avg/g	rush	pass	total	avg/g
2023-24	ND	13	5	3	1	1	0	0	0	30	2.3	272	0	272	20.9
<b>TOTAL</b>		<b>13</b>	<b>5</b>	<b>3</b>	<b>1</b>	<b>1</b>	<b>0</b>	<b>0</b>	<b>0</b>	<b>30</b>	<b>2.3</b>	<b>272</b>	<b>0</b>	<b>272</b>	<b>20.9</b>

**Punting and All Purpose**

SEASON	TEAM	gp	Punting				All Purpose						
			no.	yds	lg	avg/g	rush	rcv	pr	kr	lr	total	avg/g
2023-24	ND	13	0	0	0	0.0	272	65	0	344	0	681	52.4
<b>TOTAL</b>		<b>13</b>	<b>0</b>	<b>0</b>	<b>0</b>	<b>0.0</b>	<b>272</b>	<b>65</b>	<b>0</b>	<b>344</b>	<b>0</b>	<b>681</b>	<b>52.4</b>

**Tackles**

SEASON	TEAM	GP	Tackles								Interceptions		Receptions							
			ua	a	total	tfl	pbu	ff	fr	blk	sacks	int	rec	yds	td	lg	rec/g	yds/r	yds/g	
2023-24	ND	13	0	0	0	0-0	0	0	0	0	0	0	0	5	65	1	40	0.4	13.0	5.0
<b>TOTAL</b>		<b>13</b>	<b>0</b>	<b>0</b>	<b>0</b>	<b>0-0</b>	<b>0</b>	<b>0</b>	<b>0</b>	<b>0</b>	<b>0</b>	<b>0</b>	<b>0</b>	<b>5</b>	<b>65</b>	<b>1</b>	<b>40</b>	<b>0.4</b>	<b>13.0</b>	<b>5.0</b>

**Single Game Highs**

Statistic	Value	
Rushing Attempts	13	vs Oregon St. 12/29/23
Rushing Yards Net	106	vs Oregon St. 12/29/23
Rushing Touchdowns	1	vs Navy 08/26/23, vs Pittsburgh 10/28/23, vs Oregon St. 12/29/23
Longest Rushing	54	vs Oregon St. 12/29/23
Receptions	2	vs Tennessee St. 09/02/23
Receptions Yards	51	vs Tennessee St. 09/02/23
Receptions Touchdowns	1	vs Tennessee St. 09/02/23
Longest Reception	40	vs Tennessee St. 09/02/23
Longest Kick Return	99	vs Southern California 10/14/23



**25**  
**PRESTON ZINTER**

LB • 6-2, 235 lbs • Sophomore/Freshman  
North Andover, MA (Central Catholic)

**Tackles**

SEASON	TEAM	GP	Tackles								Interceptions		Receptions						
			ua	a	total	tfl	pbu	ff	fr	blk	sacks	int	rec	yds	td	lg	rec/g	yds/r	yds/g
2023-24	ND	4	1	1	2	0-0	0	0	0	0	0	0	0	0	0	0	0	0	0.0
<b>TOTAL</b>		<b>4</b>	<b>1</b>	<b>1</b>	<b>2</b>	<b>0-0</b>	<b>0</b>	<b>0</b>	<b>0</b>	<b>0</b>	<b>0</b>	<b>0</b>	<b>0</b>	<b>0</b>	<b>0</b>	<b>0</b>	<b>0</b>	<b>0</b>	<b>0.0</b>

**Single Game Highs**

Statistic	Value	
Total Tackles	1	vs Tennessee St. 09/02/23, at Stanford 11/25/23



**26**  
**TYLER BUCHNER**

WR • 6-1, 215 lbs • Graduate Student/Junior  
San Diego, CA (The Bishop's School)

**Rushing and Passing**

SEASON	TEAM	gp	Rushing							Passing						
			att	yds	td	lg	avg/c	avg/g	comp-att-int	yds	td	lg	pct	avg/p	avg/g	effc
2021-22	ND	10	46	336	3	68	7.3	33.6	21-35-3	298	3	55	60.0	14.2	29.8	142.7
2022-23	ND	3	36	123	4	21	3.4	41.0	46-83-5	651	3	75	55.4	14.2	217.0	121.2
2023-24	Bama	2	3	20	1	9	6.7	10.0	8-19-0	61	0	20	42.1	7.6	30.5	69.1
<b>TOTAL FOR ND</b>	<b>13</b>	<b>82</b>	<b>459</b>	<b>7</b>	<b>68</b>	<b>5.6</b>	<b>35.3</b>	<b>67-118-8</b>	<b>949</b>	<b>6</b>	<b>75</b>	<b>56.8</b>	<b>14.2</b>	<b>73.0</b>	<b>127.6</b>	
<b>TOTAL</b>	<b>15</b>	<b>85</b>	<b>479</b>	<b>8</b>	<b>68</b>	<b>5.6</b>	<b>31.9</b>	<b>75-137-8</b>	<b>1010</b>	<b>6</b>	<b>75</b>	<b>54.7</b>	<b>13.5</b>	<b>67.3</b>	<b>119.4</b>	

**Scoring and Total Offense**

SEASON	TEAM	gp	Scoring										Total Offense			
			td	rush	rcv	ret	pat	2pat	fg	total	avg/g	rush	pass	total	avg/g	
2021-22	ND	10	3	3	0	0	0	0	0	0	18	1.8	336	298	634	63.4
2022-23	ND	3	4	4	0	0	0	1	0	26	8.7	123	651	774	258.0	
2023-24	Bama	2	1	1	0	0	0	0	0	6	3.0	20	61	81	40.5	
<b>TOTAL FOR ND</b>	<b>13</b>	<b>7</b>	<b>7</b>	<b>0</b>	<b>0</b>	<b>0</b>	<b>1</b>	<b>0</b>	<b>44</b>	<b>3.4</b>	<b>459</b>	<b>949</b>	<b>1408</b>	<b>108.3</b>		
<b>TOTAL</b>	<b>15</b>	<b>8</b>	<b>8</b>	<b>0</b>	<b>0</b>	<b>0</b>	<b>1</b>	<b>0</b>	<b>50</b>	<b>3.3</b>	<b>479</b>	<b>1010</b>	<b>1489</b>	<b>99.3</b>		

**Punting and All Purpose**

SEASON	TEAM	gp	Punting				All Purpose						
			no.	yds	lg	avg/g	rush	rcv	pr	kr	lr	total	avg/g
2021-22	ND	10	0	0	0	0.0	336	0	0	0	0	336	33.6
2022-23	ND	3	0	0	0	0.0	123	0	0	0	0	123	41.0
2023-24	Bama	2	0	0	0	0.0	20	0	0	0	0	20	10.0
<b>TOTAL FOR ND</b>	<b>13</b>	<b>0</b>	<b>0</b>	<b>0</b>	<b>0.0</b>	<b>459</b>	<b>0</b>	<b>0</b>	<b>0</b>	<b>0</b>	<b>459</b>	<b>35.3</b>	
<b>TOTAL</b>	<b>15</b>	<b>0</b>	<b>0</b>	<b>0</b>	<b>0.0</b>	<b>479</b>	<b>0</b>	<b>0</b>	<b>0</b>	<b>0</b>	<b>479</b>	<b>31.9</b>	

**Tackles**

SEASON	TEAM	GP	Tackles										Interceptions		Receptions						
			ua	a	total	tfl	pbu	ff	fr	blk	sacks	int	rec	yds	td	lg	rec/g	yds/r	yds/g		
2021-22	ND	10	0	0	0	0-0	0	0	0	0	0	0	0	0	0	0	0	0	0.0	0.0	0.0
2022-23	ND	3	0	0	0	0-0	0	0	0	0	0	0	0	0	0	0	0	0	0.0	0.0	0.0
2023-24	Bama	2	0	0	0	0-0	0	0	0	0	0	0	0	0	0	0	0	0	0.0	0.0	0.0
<b>TOTAL FOR ND</b>	<b>13</b>	<b>0</b>	<b>0</b>	<b>0</b>	<b>0-0</b>	<b>0</b>	<b>0</b>	<b>0</b>	<b>0</b>	<b>0</b>	<b>0</b>	<b>0</b>	<b>0</b>	<b>0</b>	<b>0</b>	<b>0</b>	<b>0</b>	<b>0.0</b>	<b>0.0</b>	<b>0.0</b>	
<b>TOTAL</b>	<b>15</b>	<b>0</b>	<b>0</b>	<b>0</b>	<b>0-0</b>	<b>0</b>	<b>0</b>	<b>0</b>	<b>0</b>	<b>0</b>	<b>0</b>	<b>0</b>	<b>0</b>	<b>0</b>	<b>0</b>	<b>0</b>	<b>0</b>	<b>0.0</b>	<b>0.0</b>	<b>0.0</b>	

**Single Game Highs**

Statistic	Value	
Rushing Attempts	13	vs Marshall 09/10/22
Rushing Yards Net	68	vs Toledo 09/11/21
Rushing Touchdowns	2	vs South Carolina 12/30/22, vs Marshall 09/10/22
Longest Rushing	68	vs Georgia Tech 11/20/21
Total Passes	33	vs South Carolina 12/30/22
Completed Passes	18	vs Marshall 09/10/22, vs South Carolina 12/30/22
Passes Yards	273	vs South Carolina 12/30/22
Touchdowns from passes	3	vs South Carolina 12/30/22
Longest Pass	75	vs South Carolina 12/30/22



**28**  
**LUKE TALICH**

S • 6-4, 211 lbs • Sophomore/Sophomore  
Cody, WY (Cody)

**Tackles**

SEASON	TEAM	GP	Tackles										Interceptions		Receptions				
			ua	a	total	tfl	pbu	ff	fr	blk	sacks	int	rec	yds	td	lg	rec/g	yds/r	yds/g
2023-24	ND	8	2	0	2	0-0	0	0	0	0	0	0	0	0	0	0	0.0	0.0	0.0
<b>TOTAL</b>	<b>8</b>	<b>2</b>	<b>0</b>	<b>2</b>	<b>0-0</b>	<b>0</b>	<b>0</b>	<b>0</b>	<b>0</b>	<b>0</b>	<b>0</b>	<b>0</b>	<b>0</b>	<b>0</b>	<b>0</b>	<b>0.0</b>	<b>0.0</b>	<b>0.0</b>	

**Single Game Highs**

Statistic	Value	
Total Tackles	1	vs Ohio St. 09/23/23, vs Pittsburgh 10/28/23



**29**  
**CHRISTIAN GRAY**

CB • 6-0, 189 lbs • Sophomore/Sophomore  
St. Louis, MO (De Smet)

**Tackles**

SEASON	TEAM	GP	Tackles										Interceptions		Receptions			
			ua	a	total	tfl	pbu	ff	fr	blk	sacks	int	rec	yds	td	lg	rec/g	yds/r
2023-24	ND	12	9	2	11	0-0	2	0	0	0	0	1	0	0	0	0.0	0.0	0.0
<b>TOTAL</b>	<b>12</b>	<b>9</b>	<b>2</b>	<b>11</b>	<b>0-0</b>	<b>2</b>	<b>0</b>	<b>0</b>	<b>0</b>	<b>0</b>	<b>1</b>	<b>0</b>	<b>0</b>	<b>0</b>	<b>0.0</b>	<b>0.0</b>	<b>0.0</b>	

**Single Game Highs**

Statistic	Value	
Total Tackles	3	vs Oregon St. 12/29/23
Total Interceptions	1	vs Pittsburgh 10/28/23







**38**  
**DAVIS SHERWOOD**

TE • 6-3, 243 lbs • Senior/Senior  
Greensboro, NC (Good Counsel)

**Rushing and Passing**

SEASON	TEAM	gp	Rushing					Passing								
			att	yds	td	lg	avg/c	avg/g	comp-att-int	yds	td	lg	pct	avg/p	avg/g	effc
2021-22	ND	12	0	0	0	0	0.0	0.0	0-0-0	0	0	0	0.0	0.0	0.0	0.0
2022-23	ND	13	0	0	0	0	0.0	0.0	1-1-0	20	0	20	100.0	20.0	1.5	268.0
2023-24	ND	13	0	0	0	0	0.0	0.0	0-0-0	0	0	0	0.0	0.0	0.0	0.0
<b>TOTAL</b>	<b>38</b>	<b>0</b>	<b>0</b>	<b>0</b>	<b>0</b>	<b>0.0</b>	<b>0.0</b>	<b>1-1-0</b>	<b>20</b>	<b>0</b>	<b>20</b>	<b>100.0</b>	<b>20.0</b>	<b>0.5</b>	<b>268.0</b>	

**Scoring and Total Offense**

SEASON	TEAM	gp	Scoring								Total Offense						
			td	rush	rcv	ret	pat	2pat	fg	total	avg/g	rush	pass	total	avg/g		
2021-22	ND	12	0	0	0	0	0	0	0	0	0	0	0.0	0	0	0	0.0
2022-23	ND	13	0	0	0	0	0	0	0	0	0	0	0.0	0	20	20	1.5
2023-24	ND	13	1	0	1	0	0	0	0	0	6	0.5	0	0	0	0	0.0
<b>TOTAL</b>	<b>38</b>	<b>1</b>	<b>0</b>	<b>1</b>	<b>0</b>	<b>0</b>	<b>0</b>	<b>0</b>	<b>0</b>	<b>6</b>	<b>0.2</b>	<b>0</b>	<b>20</b>	<b>20</b>	<b>0.5</b>		

**Punting and All Purpose**

SEASON	TEAM	gp	Punting				All Purpose								
			no.	yds	lg	avg/g	rush	rcv	pr	kr	lr	total	avg/g		
2021-22	ND	12	0	0	0	0.0	0	0	0	0	0	0	0	0	0.0
2022-23	ND	13	0	0	0	0.0	0	0	0	0	0	0	0	0	0.0
2023-24	ND	13	0	0	0	0.0	0	18	0	0	0	0	18	1.4	
<b>TOTAL</b>	<b>38</b>	<b>0</b>	<b>0</b>	<b>0</b>	<b>0.0</b>	<b>0</b>	<b>18</b>	<b>0</b>	<b>0</b>	<b>0</b>	<b>18</b>	<b>0.5</b>			

**Tackles**

SEASON	TEAM	GP	Tackles								Interceptions		Receptions								
			ua	a	total	tfl	pbu	ff	fr	blk	sacks	int	rec	yds	td	lg	rec/g	yds/r	yds/g		
2021-22	ND	12	1	2	3	0-0	0	0	0	0	0	0	0	0	0	0	0	0.0	0.0	0.0	
2022-23	ND	13	0	0	0	0-0	0	0	0	0	0	0	0	0	0	0	0.0	0.0	0.0		
2023-24	ND	13	0	0	0	0-0	0	0	0	0	0	0	0	0	2	18	1	10	0.2	9.0	1.4
<b>TOTAL</b>	<b>38</b>	<b>1</b>	<b>2</b>	<b>3</b>	<b>0-0</b>	<b>0</b>	<b>0</b>	<b>0</b>	<b>0</b>	<b>0</b>	<b>0</b>	<b>0</b>	<b>0</b>	<b>0</b>	<b>2</b>	<b>18</b>	<b>1</b>	<b>10</b>	<b>0.1</b>	<b>9.0</b>	<b>0.5</b>

**Single Game Highs**

Statistic	Value	
Total Passes	1	vs South Carolina 12/30/22
Completed Passes	1	vs South Carolina 12/30/22
Passes Yards	20	vs South Carolina 12/30/22
Longest Pass	20	vs South Carolina 12/30/22
Receptions	1	vs Tennessee St. 09/02/23, at NC State 09/09/23
Receptions Yards	10	at NC State 09/09/23
Receptions Touchdowns	1	at NC State 09/09/23
Longest Reception	10	at NC State 09/09/23
Total Tackles	1	vs Navy 11/06/21, at Virginia Tech 10/09/21, vs Georgia Tech 11/20/21



**40**  
**JOSHUA BURNHAM**


DL • 6-4, 251 lbs • Junior/Sophomore  
Traverse City, MI (Traverse City Central)

**Tackles**

SEASON	TEAM	GP	Tackles								Interceptions		Receptions					
			ua	a	total	tfl	pbu	ff	fr	blk	sacks	int	rec	yds	td	lg	rec/g	yds/r
2022-23	ND	1	0	1	1	0.5-3	0	0	0	0	0	0	0	0	0	0.0	0.0	0.0
2023-24	ND	13	10	8	18	4-19	0	0	0	0	1	0	0	0	0	0.0	0.0	0.0
<b>TOTAL</b>	<b>14</b>	<b>10</b>	<b>9</b>	<b>19</b>	<b>4.5-22</b>	<b>0</b>	<b>0</b>	<b>0</b>	<b>0</b>	<b>1</b>	<b>0</b>	<b>0</b>	<b>0</b>	<b>0</b>	<b>0.0</b>	<b>0.0</b>	<b>0.0</b>	

**Single Game Highs**

Statistic	Value	
Total Tackles	3	vs Navy 08/26/23, vs Tennessee St. 09/02/23
Total Sacks	1	vs Navy 08/26/23
Total Tackles For Loss	1.5	vs Oregon St. 12/29/23



**41**  
**DONOVAN HINISH**

DL • 6-2, 278 lbs • Junior/Sophomore  
Pittsburgh, PA (Central Catholic)

**Tackles**

SEASON	TEAM	GP	Tackles								Interceptions		Receptions					
			ua	a	total	tfl	pbu	ff	fr	blk	sacks	int	rec	yds	td	lg	rec/g	yds/r
2022-23	ND	1	0	0	0	0-0	0	0	0	0	0	0	0	0	0	0.0	0.0	0.0
2023-24	ND	9	4	6	10	1-7	0	0	0	0	1	0	0	0	0	0.0	0.0	0.0
<b>TOTAL</b>	<b>10</b>	<b>4</b>	<b>6</b>	<b>10</b>	<b>1-7</b>	<b>0</b>	<b>0</b>	<b>0</b>	<b>0</b>	<b>1</b>	<b>0</b>	<b>0</b>	<b>0</b>	<b>0</b>	<b>0.0</b>	<b>0.0</b>	<b>0.0</b>	

**Single Game Highs**

Statistic	Value	
Total Tackles	4	vs Central Mich. 09/16/23
Total Sacks	1	at NC State 09/09/23
Total Tackles For Loss	1	at NC State 09/09/23



**43**  
**KAHANU KIA**

LB • 6-2, 230 lbs • Sophomore/Freshman  
Kaneohe, HI (Punahou)

**Tackles**

SEASON	TEAM	GP	Tackles							Interceptions			Receptions					
			ua	a	total	tfl	pbu	ff	fr	blk	sacks	int	rec	yds	td	lg	rec/g	yds/r
2021-22	ND	8	4	3	7	0-0	0	0	0	0	0	0	0	0	0	0.0	0.0	0.0
<b>TOTAL</b>		<b>8</b>	<b>4</b>	<b>3</b>	<b>7</b>	<b>0-0</b>	<b>0</b>	<b>0</b>	<b>0</b>	<b>0</b>	<b>0</b>	<b>0</b>	<b>0</b>	<b>0</b>	<b>0.0</b>	<b>0.0</b>	<b>0.0</b>	

**Single Game Highs**

Statistic	Value
Total Tackles	4 vs Navy 11/06/21



**44**  
**JUNIOR TUIHALAMAKA**

DL • 6-2, 255 lbs • Junior/Junior  
Granada Hills, CA (Bishop Alemany)

**Tackles**

SEASON	TEAM	GP	Tackles							Interceptions			Receptions				
			ua	a	total	tfl	pbu	ff	fr	blk	sacks	int	rec	yds	td	lg	rec/g
2022-23	ND	13	4	2	6	0-0	0	0	0	0	0	0	0	0	0.0	0.0	0.0
2023-24	ND	13	7	3	10	0-0	0	0	0	0	0	0	0	0	0.0	0.0	0.0
<b>TOTAL</b>		<b>26</b>	<b>11</b>	<b>5</b>	<b>16</b>	<b>0-0</b>	<b>0</b>	<b>0</b>	<b>0</b>	<b>0</b>	<b>0</b>	<b>0</b>	<b>0</b>	<b>0</b>	<b>0.0</b>	<b>0.0</b>	<b>0.0</b>

**Single Game Highs**

Statistic	Value
Total Tackles	4 at NC State 09/09/23



**48**  
**MARCELLO DIOMEDEA**

K • 6-0, 192 lbs • Sophomore/Sophomore  
Glen Ellyn, IL (Glenbard West)

**Scoring and Total Offense**

SEASON	TEAM	gp	Scoring										Total Offense			
			td	rush	rcv	ret	pat	2pat	fg	total	avg/g	rush	pass	total	avg/g	
2023-24	ND	1	0	0	0	0	1	0	0	1	1.0	0	0	0	0.0	
<b>TOTAL</b>		<b>1</b>	<b>0</b>	<b>0</b>	<b>0</b>	<b>0</b>	<b>1</b>	<b>0</b>	<b>0</b>	<b>1</b>	<b>1.0</b>	<b>0</b>	<b>0</b>	<b>0</b>	<b>0.0</b>	



**56**  
**HOWARD CROSS III**

DL • 6-1, 288 lbs • Graduate Student/\*Senior  
Paramus, NJ (St. Joseph Regional)

**Tackles**

SEASON	TEAM	GP	Tackles								Interceptions			Receptions				
			ua	a	total	tfl	pbu	ff	fr	blk	sacks	int	rec	yds	td	lg	rec/g	yds/r
2019-20	ND	4	3	4	7	0-0	0	0	0	0	0	0	0	0	0	0.0	0.0	0.0
2020-21	ND	11	8	5	13	0-0	0	0	0	0	0	0	0	0	0.0	0.0	0.0	
2021-22	ND	11	13	9	22	4.5-21	0	0	0	0	3	0	0	0	0.0	0.0	0.0	
2022-23	ND	12	14	19	33	2.5-13	1	1	0	0	2	0	0	0	0.0	0.0	0.0	
2023-24	ND	13	28	38	66	7-21	2	2	0	0	2	0	0	0	0.0	0.0	0.0	
<b>TOTAL</b>		<b>51</b>	<b>66</b>	<b>75</b>	<b>141</b>	<b>14-55</b>	<b>3</b>	<b>3</b>	<b>0</b>	<b>0</b>	<b>7</b>	<b>0</b>	<b>0</b>	<b>0</b>	<b>0.0</b>	<b>0.0</b>	<b>0.0</b>	

**Single Game Highs**

Statistic	Value	
Total Tackles	13	at Duke 09/30/23
Total Sacks	2	vs Georgia Tech 11/20/21
Total Tackles For Loss	3.5	at Duke 09/30/23



**58**  
**GRANT RISTOFF**

DL • 6-3, 260 lbs • Graduate Student/\*Senior  
Ladera Ranch, CA (JSerra Catholic/Penn)

**Tackles**

SEASON	TEAM	GP	Tackles								Interceptions			Receptions			
			ua	a	total	tfl	pbu	ff	fr	blk	sacks	int	rec	yds	td	lg	rec/g
2021-22	Penn	9	5	3	8	0-0	0	0	0	0	0	0	0	0	0.0	0.0	0.0
2022-23	Penn	8	5	11	16	2-16	0	0	0	1	2	0	0	0	0.0	0.0	0.0
<b>TOTAL FOR ND</b>		<b>0</b>	<b>0</b>	<b>0</b>	<b>0</b>	<b>0-0</b>	<b>0</b>	<b>0</b>	<b>0</b>	<b>0</b>	<b>0</b>	<b>0</b>	<b>0</b>	<b>0</b>	<b>0.0</b>	<b>0.0</b>	<b>0.0</b>
<b>TOTAL</b>		<b>17</b>	<b>10</b>	<b>14</b>	<b>24</b>	<b>2-16</b>	<b>0</b>	<b>0</b>	<b>0</b>	<b>1</b>	<b>2</b>	<b>0</b>	<b>0</b>	<b>0</b>	<b>0.0</b>	<b>0.0</b>	<b>0.0</b>

**Single Game Highs**

Statistic	Value	
Total Tackles	3	vs Colgate 09/17/22, at Dartmouth 09/30/22, at Georgetown 10/08/22
Total Sacks	1	at Georgetown 10/08/22, vs Colgate 09/17/22
Total Tackles For Loss	1	vs Colgate 09/17/22, at Georgetown 10/08/22



**83**  
**JAYDEN THOMAS**

WR • 6-2, 218 lbs • Senior/Junior  
Paulding County, GA (Pace Academy)

**Rushing and Passing**

SEASON	TEAM	gp	Rushing						Passing							
			att	yds	td	lg	avg/c	avg/g	comp-att-int	yds	td	lg	pct	avg/p	avg/g	effc
2021-22	ND	3	0	0	0	0	0.0	0.0	0-0-0	0	0	0	0.0	0.0	0.0	0.0
2022-23	ND	13	1	0	0	0	0.0	0.0	0-0-0	0	0	0	0.0	0.0	0.0	0.0
2023-24	ND	11	1	10	0	10	10.0	0.9	0-0-0	0	0	0	0.0	0.0	0.0	0.0
<b>TOTAL</b>		<b>27</b>	<b>2</b>	<b>10</b>	<b>0</b>	<b>10</b>	<b>5.0</b>	<b>0.4</b>	<b>0-0-0</b>	<b>0</b>	<b>0</b>	<b>0</b>	<b>0.0</b>	<b>0.0</b>	<b>0.0</b>	<b>0.0</b>

**Scoring and Total Offense**

SEASON	TEAM	gp	Scoring							Total Offense					
			td	rush	rcv	ret	pat	2pat	fg	total	avg/g	rush	pass	total	avg/g
2021-22	ND	3	0	0	0	0	0	0	0	0	0.0	0	0	0	0.0
2022-23	ND	13	3	0	3	0	0	0	0	18	1.4	0	0	0	0.0
2023-24	ND	11	2	0	2	0	0	0	0	12	1.1	10	0	10	0.9
<b>TOTAL</b>		<b>27</b>	<b>5</b>	<b>0</b>	<b>5</b>	<b>0</b>	<b>0</b>	<b>0</b>	<b>0</b>	<b>30</b>	<b>1.1</b>	<b>10</b>	<b>0</b>	<b>10</b>	<b>0.4</b>

**Punting and All Purpose**

SEASON	TEAM	gp	Punting				All Purpose						
			no.	yds	lg	avg/g	rush	rcv	pr	kr	lr	total	avg/g
2021-22	ND	3	0	0	0	0.0	0	0	0	0	0	0	0.0
2022-23	ND	13	0	0	0	0.0	0	361	0	0	0	361	27.8
2023-24	ND	11	0	0	0	0.0	10	310	0	0	0	320	29.1
<b>TOTAL</b>		<b>27</b>	<b>0</b>	<b>0</b>	<b>0</b>	<b>0.0</b>	<b>10</b>	<b>671</b>	<b>0</b>	<b>0</b>	<b>0</b>	<b>681</b>	<b>25.2</b>

**Tackles**

SEASON	TEAM	GP	Tackles								Interceptions			Receptions						
			ua	a	total	tfl	pbu	ff	fr	blk	sacks	int	rec	yds	td	lg	rec/g	yds/r	yds/g	
2021-22	ND	3	0	0	0	0-0	0	0	0	0	0	0	0	0	0	0.0	0.0	0.0		
2022-23	ND	13	0	0	0	0-0	0	0	0	0	0	0	25	361	3	38	1.9	14.4	27.8	
2023-24	ND	11	0	0	0	0-0	0	0	0	0	0	0	0	21	310	2	39	1.9	14.8	28.2
<b>TOTAL</b>		<b>27</b>	<b>0</b>	<b>0</b>	<b>0</b>	<b>0-0</b>	<b>0</b>	<b>0</b>	<b>0</b>	<b>0</b>	<b>0</b>	<b>0</b>	<b>0</b>	<b>46</b>	<b>671</b>	<b>5</b>	<b>39</b>	<b>1.7</b>	<b>14.6</b>	<b>24.9</b>

**Single Game Highs**

Statistic	Value	
Rushing Attempts	1	vs Stanford 10/15/22, vs Central Mich. 09/16/23
Rushing Yards Net	10	vs Central Mich. 09/16/23
Longest Rushing	10	vs Central Mich. 09/16/23
Receptions	5	vs South Carolina 12/30/22
Receptions Yards	80	vs Navy 11/12/22
Receptions Touchdowns	1	5 times
Longest Reception	39	vs Central Mich. 09/16/23



84 KEVIN BAUMAN

TE • 6-5, 260 lbs • Graduate Student/Senior Red Bank, NJ (Red Bank Catholic)

Scoring and Total Offense

Table with columns for Scoring and Total Offense, including rows for seasons 2020-21, 2021-22, 2022-23, and a TOTAL row.

Punting and All Purpose

Table with columns for Punting and All Purpose, including rows for seasons 2020-21, 2021-22, 2022-23, and a TOTAL row.

Tackles

Table with columns for Tackles, Interceptions, and Receptions, including rows for seasons 2020-21, 2021-22, 2022-23, and a TOTAL row.

Single Game Highs

Table with columns for Statistic and Value, listing game highs for Receptions, Receptions Yards, and Longest Reception.



87 COOPER FLANAGAN

TE • 6-6, 257 lbs • Sophomore/Sophomore Pleasant Hill, CA (De La Salle)

Scoring and Total Offense

Table with columns for Scoring and Total Offense, including rows for seasons 2023-24 and a TOTAL row.

Punting and All Purpose

Table with columns for Punting and All Purpose, including rows for season 2023-24 and a TOTAL row.

Tackles

Table with columns for Tackles, Interceptions, and Receptions, including rows for season 2023-24 and a TOTAL row.

Single Game Highs

Table with columns for Statistic and Value, listing game highs for Receptions, Receptions Yards, Receptions Touchdowns, and Longest Reception.



88 MITCHELL EVANS

TE • 6-5, 260 lbs • Senior/Senior Wadsworth, OH (Wadsworth)

Rushing and Passing

Table with columns for Rushing and Passing, including rows for seasons 2021-22, 2022-23, 2023-24, and a TOTAL row.

Scoring and Total Offense

Table with columns for Scoring and Total Offense, including rows for seasons 2021-22, 2022-23, 2023-24, and a TOTAL row.

Punting and All Purpose

Table with columns for Punting and All Purpose, including rows for seasons 2021-22, 2022-23, 2023-24, and a TOTAL row.

Tackles

Table with columns for Tackles, Interceptions, and Receptions, including rows for seasons 2021-22, 2022-23, 2023-24, and a TOTAL row.

Single Game Highs

Table with columns for Statistic and Value, listing game highs for Rushing Attempts, Rushing Yards Net, Rushing Touchdowns, Longest Rushing, Receptions, Receptions Yards, Receptions Touchdowns, Longest Reception, and Total Tackles.



## 88 ARMEL MUKAM

DL • 6-3, 302 lbs • Sophomore/Freshman  
La Prairie, Quebec, Canada (Woodberry Forest School)

### Tackles

SEASON	TEAM	GP	Tackles							Interceptions			Receptions				
			ua	a	total	tbl	pbu	fr	blk	sacks	int	rec	td	lg	rec/g	yds/r	yds/g
2023-24	ND	1	1	1	2	0-0	0	0	0	0	0	0	0	0	0.0	0.0	0.0
<b>TOTAL</b>		<b>1</b>	<b>1</b>	<b>1</b>	<b>2</b>	<b>0-0</b>	<b>0</b>	<b>0</b>	<b>0</b>	<b>0</b>	<b>0</b>	<b>0</b>	<b>0</b>	<b>0.0</b>	<b>0.0</b>	<b>0.0</b>	

### Single Game Highs

Statistic	Value
Total Tackles	2 vs Wake Forest 11/18/23



## 90 ERIC GOINS

K • 6-2, 209 lbs • Graduate Student/Senior  
Herndon, VA (Oakton/The Citadel)

### Rushing and Passing

SEASON	TEAM	gp	Rushing					Passing								
			att	yds	td	lg	avg/g	comp-att-int	yds	td	lg	pct	avg/p	avg/g	effic	
2014-15	Cit	12	0	0	0	0	0.0	0-0-0	0	0	0	0.0	0.0	0.0	0.0	0.0
2015-16	Cit	13	0	0	0	0	0.0	1-1-0	7	0	7	100.0	7.0	0.5	158.8	
<b>TOTAL FOR ND</b>		<b>0</b>	<b>0</b>	<b>0</b>	<b>0</b>	<b>0.0</b>	<b>0-0-0</b>	<b>0</b>	<b>0</b>	<b>0</b>	<b>0.0</b>	<b>0.0</b>	<b>0.0</b>	<b>0.0</b>	<b>0.0</b>	
<b>TOTAL</b>		<b>25</b>	<b>0</b>	<b>0</b>	<b>0</b>	<b>0.0</b>	<b>1-1-0</b>	<b>7</b>	<b>0</b>	<b>7</b>	<b>100.0</b>	<b>7.0</b>	<b>0.3</b>	<b>158.8</b>		

### Scoring and Total Offense

SEASON	TEAM	gp	Scoring									Total Offense			
			td	rush	rcv	ret	pat	2pat	fg	total	avg/g	rush	pass	total	avg/g
2014-15	Cit	12	0	0	0	0	33	0	9	60	5.0	0	0	0	0.0
2015-16	Cit	13	0	0	0	0	42	0	16	90	6.9	0	7	7	0.5
<b>TOTAL FOR ND</b>		<b>0</b>	<b>0</b>	<b>0</b>	<b>0</b>	<b>0</b>	<b>0</b>	<b>0</b>	<b>0</b>	<b>0.0</b>	<b>0</b>	<b>0</b>	<b>0</b>	<b>0.0</b>	
<b>TOTAL</b>		<b>25</b>	<b>0</b>	<b>0</b>	<b>0</b>	<b>0</b>	<b>75</b>	<b>0</b>	<b>25</b>	<b>150</b>	<b>6.0</b>	<b>0</b>	<b>7</b>	<b>7</b>	<b>0.3</b>

### Punting and All Purpose


SEASON	TEAM	gp	Punting				All Purpose							
			no.	yds	lg	avg/g	rush	rcv	pr	kr	ir	total	avg/g	
2014-15	Cit	12	6	204	44	34.0	0	0	0	0	0	0	0	0.0
2015-16	Cit	13	0	0	0	0.0	0	0	0	0	0	0	0	0.0
<b>TOTAL FOR ND</b>		<b>0</b>	<b>0</b>	<b>0</b>	<b>0</b>	<b>0.0</b>	<b>0</b>	<b>0</b>	<b>0</b>	<b>0</b>	<b>0</b>	<b>0</b>	<b>0</b>	<b>0.0</b>
<b>TOTAL</b>		<b>25</b>	<b>6</b>	<b>204</b>	<b>44</b>	<b>34.0</b>	<b>0</b>	<b>0</b>	<b>0</b>	<b>0</b>	<b>0</b>	<b>0</b>	<b>0</b>	<b>0.0</b>

### Tackles

SEASON	TEAM	GP	Tackles							Interceptions			Receptions				
			ua	a	total	tbl	pbu	fr	blk	sacks	int	rec	yds	td	lg	rec/g	yds/r
2014-15	Cit	12	0	0	0	0-0	0	0	0	0	0	0	0	0	0.0	0.0	0.0
2015-16	Cit	13	1	1	2	0-0	0	0	0	0	0	0	0	0	0.0	0.0	0.0
<b>TOTAL FOR ND</b>		<b>0</b>	<b>0</b>	<b>0</b>	<b>0</b>	<b>0-0</b>	<b>0</b>	<b>0</b>	<b>0</b>	<b>0</b>	<b>0</b>	<b>0</b>	<b>0</b>	<b>0.0</b>	<b>0.0</b>	<b>0.0</b>	
<b>TOTAL</b>		<b>25</b>	<b>1</b>	<b>1</b>	<b>2</b>	<b>0-0</b>	<b>0</b>	<b>0</b>	<b>0</b>	<b>0</b>	<b>0</b>	<b>0</b>	<b>0</b>	<b>0.0</b>	<b>0.0</b>	<b>0.0</b>	

### Single Game Highs

Statistic	Value	Location/Date
Total Passes	1	vs Charleston So. 09/26/15
Completed Passes	1	vs Charleston So. 09/26/15
Passes Yards	7	vs Charleston So. 09/26/15
Longest Pass	7	vs Charleston So. 09/26/15
Field Goals Made	5	vs VMI 11/07/15
Longest Field Goal Made	49	at Coastal Carolina 11/28/15
Punts	4	vs Coastal Carolina 08/30/14
Punts Average	39	at Mercer 11/01/14
Longest Punt	44	at Mercer 11/01/14
Punts Inside 20 Yards	1	at Mercer 11/01/14
Total Tackles	1	at South Carolina 11/21/15



## 91 WILLIAM BARTEL

P • 5-10, 181 lbs • Graduate Student/Senior  
Providence, RI (La Salle Academy/Villanova)

### Scoring and Total Offense

SEASON	TEAM	gp	Scoring							Total Offense					
			td	rush	rcv	ret	pat	2pat	fg	total	avg/g	rush	pass	total	avg/g
2021-22	VU	2	0	0	0	0	7	0	2	13	6.5	0	0	0	0.0
2022-23	VU	11	0	0	0	0	0	0	0	0.0	0	0	0	0.0	
<b>TOTAL FOR ND</b>		<b>0</b>	<b>0</b>	<b>0</b>	<b>0</b>	<b>0</b>	<b>0</b>	<b>0</b>	<b>0</b>	<b>0.0</b>	<b>0</b>	<b>0</b>	<b>0</b>	<b>0.0</b>	
<b>TOTAL</b>		<b>13</b>	<b>0</b>	<b>0</b>	<b>0</b>	<b>0</b>	<b>7</b>	<b>0</b>	<b>2</b>	<b>13</b>	<b>1.0</b>	<b>0</b>	<b>0</b>	<b>0.0</b>	

### Punting and All Purpose

SEASON	TEAM	gp	Punting				All Purpose						
			no.	yds	lg	avg/g	rush	rcv	pr	kr	ir	total	avg/g
2021-22	VU	2	0	0	0	0.0	0	0	0	0	0	0	0.0
2022-23	VU	11	44	1653	55	37.6	0	0	0	0	0	0	0.0
<b>TOTAL FOR ND</b>		<b>0</b>	<b>0</b>	<b>0</b>	<b>0</b>	<b>0.0</b>	<b>0</b>	<b>0</b>	<b>0</b>	<b>0</b>	<b>0</b>	<b>0</b>	<b>0.0</b>
<b>TOTAL</b>		<b>13</b>	<b>44</b>	<b>1653</b>	<b>55</b>	<b>37.6</b>	<b>0</b>	<b>0</b>	<b>0</b>	<b>0</b>	<b>0</b>	<b>0</b>	<b>0.0</b>

### Tackles

SEASON	TEAM	GP	Tackles							Interceptions			Receptions				
			ua	a	total	tbl	pbu	fr	blk	sacks	int	rec	yds	td	lg	rec/g	yds/r
2021-22	VU	2	0	0	0	0-0	0	0	0	0	0	0	0	0	0.0	0.0	0.0
2022-23	VU	11	0	0	0	0-0	0	0	0	0	0	0	0	0.0	0.0	0.0	
<b>TOTAL FOR ND</b>		<b>0</b>	<b>0</b>	<b>0</b>	<b>0</b>	<b>0-0</b>	<b>0</b>	<b>0</b>	<b>0</b>	<b>0</b>	<b>0</b>	<b>0</b>	<b>0</b>	<b>0.0</b>	<b>0.0</b>	<b>0.0</b>	
<b>TOTAL</b>		<b>13</b>	<b>0</b>	<b>0</b>	<b>0</b>	<b>0-0</b>	<b>0</b>	<b>0</b>	<b>0</b>	<b>0</b>	<b>0</b>	<b>0</b>	<b>0</b>	<b>0.0</b>	<b>0.0</b>	<b>0.0</b>	

### Single Game Highs

Statistic	Value	Location/Date
Field Goals Made	1	at Lehigh 09/04/21, vs Bucknell 09/11/21
Longest Field Goal Made	26	at Lehigh 09/04/21
Punts	10	at Towson 11/05/22
Punts Average	42.75	at William & Mary 11/12/22
Longest Punt	55	at Towson 11/05/22
Punts Inside 20 Yards	4	at Towson 11/05/22



**92**  
**ZAC YOAKAM**

K • 5-8, 191 lbs • Junior/Junior  
Upper Arlington, OH (Upper Arlington)

**Scoring and Total Offense**

SEASON	TEAM	gp	Scoring								Total Offense							
			td	rush	rcv	ret	pat	2pat	fg	total	avg/g	rush	pass	total	avg/g			
2022-23	ND	13	0	0	0	0	0	0	0	0	0	0	0	0	0	0	0	0.0
2023-24	ND	2	0	0	0	0	2	0	0	2	1.0	0	0	0	0	0	0	0.0
<b>TOTAL</b>		<b>15</b>	<b>0</b>	<b>0</b>	<b>0</b>	<b>0</b>	<b>2</b>	<b>0</b>	<b>0</b>	<b>2</b>	<b>0.1</b>	<b>0</b>	<b>0</b>	<b>0</b>	<b>0</b>	<b>0</b>	<b>0.0</b>	

**Punting and All Purpose**

SEASON	TEAM	gp	Punting				All Purpose							
			no.	yds	lg	avg/g	rush	rcv	pr	kr	lr	total	avg/g	
2022-23	ND	13	0	0	0	0.0	0	0	0	0	0	0	0	0.0
2023-24	ND	2	0	0	0	0.0	0	0	0	0	0	0	0	0.0
<b>TOTAL</b>		<b>15</b>	<b>0</b>	<b>0</b>	<b>0</b>	<b>0.0</b>	<b>0</b>	<b>0</b>	<b>0</b>	<b>0</b>	<b>0</b>	<b>0</b>	<b>0</b>	<b>0.0</b>

**Tackles**

SEASON	TEAM	GP	Tackles								Interceptions		Receptions						
			ua	a	total	tfl	pbu	ff	fr	blk	sacks	int	rec	yds	td	lg	rec/g	yds/r	yds/g
2022-23	ND	13	0	1	1	0-0	0	0	0	0	0	0	0	0	0	0	0.0	0.0	0.0
2023-24	ND	2	0	0	0	0-0	0	0	0	0	0	0	0	0	0	0.0	0.0	0.0	
<b>TOTAL</b>		<b>15</b>	<b>0</b>	<b>1</b>	<b>1</b>	<b>0-0</b>	<b>0</b>	<b>0</b>	<b>0</b>	<b>0</b>	<b>0</b>	<b>0</b>	<b>0</b>	<b>0</b>	<b>0</b>	<b>0.0</b>	<b>0.0</b>	<b>0.0</b>	

**Single Game Highs**

Statistic	Value	
Total Tackles	1	vs South Carolina 12/30/22



**93**  
**QUENTIN AUTRY**

DL • 6-4, 287 lbs • Graduate Student/Senior  
Millston, NJ (Notre Dame/Columbia)

**Tackles**

SEASON	TEAM	GP	Tackles								Interceptions		Receptions					
			ua	a	total	tfl	pbu	ff	fr	blk	sacks	int	rec	yds	td	lg	rec/g	yds/r
2022-23	CU	8	0	7	7	0-0	0	0	0	0	0	0	0	0	0	0.0	0.0	0.0
2023-24	CU	10	10	8	18	1.5-12	2	0	1	0	1	0	0	0	0	0.0	0.0	0.0
<b>TOTAL FOR ND</b>		<b>0</b>	<b>0</b>	<b>0</b>	<b>0</b>	<b>0-0</b>	<b>0</b>	<b>0</b>	<b>0</b>	<b>0</b>	<b>0</b>	<b>0</b>	<b>0</b>	<b>0</b>	<b>0.0</b>	<b>0.0</b>	<b>0.0</b>	
<b>TOTAL</b>		<b>18</b>	<b>10</b>	<b>15</b>	<b>25</b>	<b>1.5-12</b>	<b>2</b>	<b>0</b>	<b>1</b>	<b>0</b>	<b>1</b>	<b>0</b>	<b>0</b>	<b>0</b>	<b>0.0</b>	<b>0.0</b>	<b>0.0</b>	

**Single Game Highs**

Statistic	Value	
Total Tackles	7	vs Penn 10/14/23
Total Sacks	1	vs Marist 10/07/23
Total Tackles For Loss	1	vs Marist 10/07/23



**97**  
**GABRIEL RUBIO**

DL • 6-5, 316 lbs • Senior/Junior  
St. Louis, MO (Lutheran St. Charles)

**Tackles**

SEASON	TEAM	GP	Tackles								Interceptions		Receptions					
			ua	a	total	tfl	pbu	ff	fr	blk	sacks	int	rec	yds	td	lg	rec/g	yds/r
2021-22	ND	1	0	1	1	0-0	0	0	0	0	0	0	0	0	0	0.0	0.0	0.0
2022-23	ND	12	6	11	17	4-9	0	0	0	0	0	0	0	0	0	0.0	0.0	0.0
2023-24	ND	9	4	7	11	0-0	1	1	0	0	0	0	0	0	0	0.0	0.0	0.0
<b>TOTAL</b>		<b>22</b>	<b>10</b>	<b>19</b>	<b>29</b>	<b>4-9</b>	<b>1</b>	<b>1</b>	<b>0</b>	<b>0</b>	<b>0</b>	<b>0</b>	<b>0</b>	<b>0</b>	<b>0.0</b>	<b>0.0</b>	<b>0.0</b>	

**Single Game Highs**

Statistic	Value	
Total Tackles	7	vs Stanford 10/15/22
Total Tackles For Loss	1	at Syracuse 10/29/22, vs Navy 11/12/22, vs South Carolina 12/30/22



**98**  
**DEVAN HOUSTAN**

DL • 6-4, 297 lbs • Sophomore/Freshman  
Mississauga, Ontario, Canada (St. James School)

**Tackles**

SEASON	TEAM	GP	Tackles							Interceptions			Receptions					
			ua	a	total	tfl	pbu	ff	fr	blk	sacks	int	rec	yds	td	lg	rec/g	yds/r
2023-24	ND	1	1	0	1	0-0	0	0	0	0	0	0	0	0	0	0.0	0.0	0.0
<b>TOTAL</b>		<b>1</b>	<b>1</b>	<b>0</b>	<b>1</b>	<b>0-0</b>	<b>0</b>	<b>0</b>	<b>0</b>	<b>0</b>	<b>0</b>	<b>0</b>	<b>0</b>	<b>0</b>	<b>0.0</b>	<b>0.0</b>	<b>0.0</b>	

**Single Game Highs**

Statistic	Value	
Total Tackles	1	vs Wake Forest 11/18/23



**98**  
**MITCH JETER**

K • 5-11, 195 lbs • Graduate Student/\*Senior  
Salisbury, NC (Cannon School/South Carolina)

**Scoring and Total Offense**

SEASON	TEAM	gp	Scoring										Total Offense			
			td	rush	rcv	ret	pat	2pat	fg	total	avg/g	rush	pass	total	avg/g	
2020-21	USC	9	0	0	0	0	0	0	0	0	0	0.0	0	0	0	0.0
2021-22	USC	12	0	0	0	0	2	0	0	2	0.2	0	0	0	0.0	
2022-23	USC	13	0	0	0	0	42	0	11	75	5.8	0	0	0	0.0	
2023-24	USC	12	0	0	0	0	33	0	12	69	5.8	0	0	0	0.0	
<b>TOTAL FOR ND</b>		<b>0</b>	<b>0</b>	<b>0</b>	<b>0</b>	<b>0</b>	<b>0</b>	<b>0</b>	<b>0</b>	<b>0</b>	<b>0.0</b>	<b>0</b>	<b>0</b>	<b>0</b>	<b>0.0</b>	
<b>TOTAL</b>		<b>46</b>	<b>0</b>	<b>0</b>	<b>0</b>	<b>0</b>	<b>77</b>	<b>0</b>	<b>23</b>	<b>146</b>	<b>3.2</b>	<b>0</b>	<b>0</b>	<b>0</b>	<b>0.0</b>	

**Punting and All Purpose**

SEASON	TEAM	gp	Punting				All Purpose							
			no.	yds	lg	avg/g	rush	rcv	pr	kr	lr	total	avg/g	
2020-21	USC	9	0	0	0	0.0	0	0	0	0	0	0	0	0.0
2021-22	USC	12	0	0	0	0.0	0	0	0	0	0	0	0	0.0
2022-23	USC	13	0	0	0	0.0	0	0	0	0	0	0	0	0.0
2023-24	USC	12	0	0	0	0.0	0	0	0	0	0	0	0	0.0
<b>TOTAL FOR ND</b>		<b>0</b>	<b>0</b>	<b>0</b>	<b>0</b>	<b>0.0</b>	<b>0</b>	<b>0</b>	<b>0</b>	<b>0</b>	<b>0</b>	<b>0</b>	<b>0</b>	<b>0.0</b>
<b>TOTAL</b>		<b>46</b>	<b>0</b>	<b>0</b>	<b>0</b>	<b>0.0</b>	<b>0</b>	<b>0</b>	<b>0</b>	<b>0</b>	<b>0</b>	<b>0</b>	<b>0</b>	<b>0.0</b>

**Tackles**

SEASON	TEAM	GP	Tackles							Interceptions			Receptions					
			ua	a	total	tfl	pbu	ff	fr	blk	sacks	int	rec	yds	td	lg	rec/g	yds/r
2020-21	USC	9	0	0	0	0-0	0	0	0	0	0	0	0	0	0	0.0	0.0	0.0
2021-22	USC	12	2	0	2	0-0	0	0	0	0	0	0	0	0	0	0.0	0.0	0.0
2022-23	USC	13	0	1	1	0-0	0	0	0	0	0	0	0	0	0	0.0	0.0	0.0
2023-24	USC	12	1	2	3	0-0	0	0	0	0	0	0	0	0	0	0.0	0.0	0.0
<b>TOTAL FOR ND</b>		<b>0</b>	<b>0</b>	<b>0</b>	<b>0</b>	<b>0-0</b>	<b>0</b>	<b>0</b>	<b>0</b>	<b>0</b>	<b>0</b>	<b>0</b>	<b>0</b>	<b>0</b>	<b>0</b>	<b>0.0</b>	<b>0.0</b>	<b>0.0</b>
<b>TOTAL</b>		<b>46</b>	<b>3</b>	<b>3</b>	<b>6</b>	<b>0-0</b>	<b>0</b>	<b>0</b>	<b>0</b>	<b>0</b>	<b>0</b>	<b>0</b>	<b>0</b>	<b>0</b>	<b>0.0</b>	<b>0.0</b>	<b>0.0</b>	

**Single Game Highs**

Statistic	Value	
Field Goals Made	4	at Missouri 10/21/23
Longest Field Goal Made	53	vs Georgia St. 09/03/22
Total Tackles	1	6 times



**99**  
**RYLIE MILLS**

DL • 6-5, 295 lbs • Graduate Student/\*Senior  
Lake Bluff, IL (Lake Forest)

**Tackles**

SEASON	TEAM	GP	Tackles							Interceptions			Receptions				
			ua	a	total	tfl	pbu	ff	fr	blk	sacks	int	rec	yds	td	lg	rec/g
2020-21	ND	9	2	5	7	2-8	0	0	0	0.5	0	0	0	0	0.0	0.0	0.0
2021-22	ND	13	8	8	16	3-20	0	0	0	3	0	0	0	0	0.0	0.0	0.0
2022-23	ND	13	8	16	24	6-31	0	0	0	3.5	0	0	0	0	0.0	0.0	0.0
2023-24	ND	13	22	25	47	5.5-29	0	2	0	2.5	0	0	0	0	0.0	0.0	0.0
<b>TOTAL</b>		<b>48</b>	<b>40</b>	<b>54</b>	<b>94</b>	<b>16.5-88</b>	<b>0</b>	<b>2</b>	<b>0</b>	<b>9.5</b>	<b>0</b>	<b>0</b>	<b>0</b>	<b>0</b>	<b>0.0</b>	<b>0.0</b>	<b>0.0</b>

**Single Game Highs**

Statistic	Value	
Total Tackles	8	at Clemson 11/04/23
Total Sacks	2	at Virginia 11/13/21, at North Carolina 09/24/22
Total Tackles For Loss	2.5	at North Carolina 09/24/22





**2023-24 Notre Dame Football  
Combined Team Statistics  
All games**

**Team Results**

Date	Opponent	Score	Att.
08/26/2023	vs Navy	W 42-3	49000
09/02/2023	Tennessee St.	W 56-3	77622
09/09/2023	at NC State	W 45-24	56919
09/16/2023	Central Mich.	W 41-17	77622
09/23/2023	Ohio St.	L 14-17	77622
09/30/2023	at Duke	W 21-14	40768
10/07/2023	at Louisville	L 20-33	59081
10/14/2023	Southern California	W 48-20	77622
10/28/2023	Pittsburgh	W 58-7	77622
11/04/2023	at Clemson	L 23-31	81500
11/18/2023	Wake Forest	W 45-7	77622
11/25/2023	at Stanford	W 56-23	30901
12/29/2023	vs Oregon St.	W 40-8	48223

**Rushing**

Player	gp	att	gain	loss	net	avg	td	lg	avg/g
Audric Estime	12	210	1373	32	1341	6.4	18	80	111.8
Jeremiyah Love	13	71	399	14	385	5.4	1	36	29.6
Jadarian Price	13	47	284	12	272	5.8	3	54	20.9
Gi'Bran Payne	13	45	175	7	168	3.7	2	12	12.9
Sam Hartman	12	45	236	113	123	2.7	3	38	10.3
Devyn Ford	11	8	44	0	44	5.5	0	19	4.0
Steve Angeli	8	8	50	23	27	3.4	0	17	3.4
Jordan Faison	7	2	22	0	22	11.0	0	16	3.1
Skip Velotta	9	3	18	0	18	6.0	0	9	2.0
Jayden Thomas	11	1	10	0	10	10.0	0	10	0.9
Chase Ketterer	10	2	9	0	9	4.5	1	6	0.9
Sam Assaf	2	2	3	0	3	1.5	0	2	1.5
Jaden Greathouse	12	1	3	0	3	3.0	0	3	0.3
Mitchell Evans	8	1	2	0	2	2.0	0	2	0.3
Chris Tyree	12	3	3	4	-1	-0.3	0	3	-0.1
Team	13	8	0	12	-12	-1.5	0	0	-0.9
<b>Total</b>	<b>13</b>	<b>457</b>	<b>2631</b>	<b>217</b>	<b>2414</b>	<b>5.3</b>	<b>28</b>	<b>80</b>	<b>185.7</b>
<b>Opponents</b>	<b>13</b>	<b>437</b>	<b>1884</b>	<b>337</b>	<b>1547</b>	<b>3.5</b>	<b>14</b>	<b>61</b>	<b>119.0</b>

**Passing**

Player	gp	effc	comp-att-int	pct	yds	td	lg	avg/g
Sam Hartman	12	159.5	191-301-8	63.5	2689	24	76	224.1
Steve Angeli	8	221.4	34-44-1	77.3	504	7	55	63.0
Kenny Minchey	3	150.4	2-2-0	100.0	12	0	8	4.0
Team	13	0.0	0-4-0	0.0	0	0	0	0.0
<b>Total</b>	<b>13</b>	<b>165.4</b>	<b>227-351-9</b>	<b>64.7</b>	<b>3205</b>	<b>31</b>	<b>76</b>	<b>246.5</b>
<b>Opponents</b>	<b>13</b>	<b>97.1</b>	<b>195-372-16</b>	<b>52.4</b>	<b>2045</b>	<b>8</b>	<b>53</b>	<b>157.3</b>

**Receiving**

Player	gp	no.	yds	avg	td	lg	avg/g
Mitchell Evans	8	29	422	14.6	1	36	52.8
Rico Flores Jr.	12	27	392	14.5	1	60	32.7
Chris Tyree	12	26	484	18.6	3	76	40.3
Jayden Thomas	11	21	310	14.8	2	39	28.2
Jordan Faison	7	19	322	16.9	4	55	46.0
Jaden Greathouse	12	18	265	14.7	5	48	22.1
Audric Estime	12	17	142	8.4	0	22	11.8
Holden Staes	11	15	176	11.7	4	40	16.0
Tobias Merriweather	12	14	284	20.3	2	75	23.7
Gi'Bran Payne	13	9	58	6.4	2	42	4.5
Jeremiyah Love	13	8	77	9.6	1	33	5.9
Eli Raridon	7	5	51	10.2	1	19	7.3
Jadarian Price	13	5	65	13.0	1	40	5.0
Devyn Ford	11	4	34	8.5	1	12	3.1
Deion Colzie	5	3	45	15.0	1	25	9.0
Matt Salerno	5	2	29	14.5	0	20	5.8
Davis Sherwood	13	2	18	9.0	1	10	1.4
Chase Ketterer	10	1	4	4.0	0	4	0.4
Braylon James	4	1	12	12.0	0	12	3.0
Cooper Flanagan	13	1	19	19.0	1	19	1.5
<b>Total</b>	<b>13</b>	<b>227</b>	<b>3205</b>	<b>14.1</b>	<b>31</b>	<b>76</b>	<b>246.5</b>
<b>Opponents</b>	<b>13</b>	<b>195</b>	<b>2045</b>	<b>10.5</b>	<b>8</b>	<b>53</b>	<b>157.3</b>

**Game Records**

Record	Overall	Home	Away	Neutral
ALL GAMES	10-3	5-1	3-2	2-0
CONFERENCE	0-0	0-0	0-0	0-0
NON-CONFERENCE	10-3	5-1	3-2	2-0

**Team Statistics**

	ND	OPP
<b>First Downs</b>	<b>273</b>	<b>207</b>
Rushing	120	81
Passing	141	99
Penalty	12	27
<b>Rushing Yardage</b>	<b>2414</b>	<b>1547</b>
Rushing attempts	457	437
Average per rush	5.3	3.5
Average per game	185.7	119.0
TDs Rushing	28	14
<b>Passing Yardage</b>	<b>3205</b>	<b>2045</b>
Comp-Att-Int	227-351-9	195-372-16
Average per pass	9.1	5.5
Average per catch	14.1	10.5
Average per game	246.5	157.3
TDs Passing	31	8
<b>Total offense</b>	<b>5619</b>	<b>3592</b>
Average per play	7.0	4.4
Average per game	432.2	276.3
<b>Kick returns: #-Yards</b>	<b>21-552</b>	<b>20-424</b>
<b>Punt returns: #-Yards</b>	<b>15-168</b>	<b>23-233</b>
<b>Int returns: #-Yards</b>	<b>16-252</b>	<b>9-112</b>
<b>Fumbles-Lost</b>	<b>13-8</b>	<b>24-8</b>
<b>Penalties-Yards</b>	<b>69-623</b>	<b>54-452</b>
<b>Punts-Avg</b>	<b>39-45.0</b>	<b>63-42.9</b>
<b>Time of possession / game</b>	<b>30:36</b>	<b>29:24</b>
<b>3rd-down conversion</b>	<b>65/145</b>	<b>63/182</b>
<b>4rd-down conversion</b>	<b>10/17</b>	<b>10/24</b>
<b>PAT-attempts</b>	<b>(64-65) 98%</b>	<b>(22-22) 100%</b>
<b>2-point conversion-attempts</b>	<b>(1-1) 100%</b>	<b>(1-1) 100%</b>

**Interceptions**

Player	no.	yds	avg	td	lg
Xavier Watts	7	137	19.6	0	38
Benjamin Morrison	3	14	4.7	0	14
DJ Brown	1	0	0.0	0	0
Jack Kiser	1	25	25.0	0	25
Ramon Henderson	1	0	0.0	0	0
Clarence Lewis	1	33	33.0	1	33
Jaden Mickey	1	43	43.0	1	43
Christian Gray	1	0	0.0	0	0
<b>Total</b>	<b>16</b>	<b>252</b>	<b>15.8</b>	<b>2</b>	<b>43</b>
<b>Opponents</b>	<b>9</b>	<b>112</b>	<b>12.4</b>	<b>1</b>	<b>34</b>



**2023-24 Notre Dame Football  
Combined Team Statistics  
All games**

**Field Goals**

Player	fg	pct.	01-19	20-29	30-39	40-49	50-99	lg	blk
Spencer Shrader	15-22	68.2	0-0	3-3	5-6	3-6	4-7	54	0
<b>Opponents</b>	<b>15-26</b>	<b>57.7</b>	<b>0-0</b>	<b>4-6</b>	<b>6-12</b>	<b>4-6</b>	<b>1-2</b>	<b>56</b>	<b>3</b>

**Scoring**

Player	td	fg	PAT						pts
			kick	rush	rcv	pass	dxp	saf	
Audric Estime	18	-	-	-	-	-	-	-	108
Spencer Shrader	-	15-22	61-62	-	-	-	-	-	106
Jadarian Price	5	-	-	-	-	-	-	-	30
Jaden Greathouse	5	-	-	-	-	-	-	-	30
Chris Tyree	4	-	-	-	-	-	-	-	24
Gi'Bran Payne	4	-	-	-	-	-	-	-	24
Holden Staes	4	-	-	-	-	-	-	-	24
Jordan Faison	4	-	-	-	-	-	-	-	24
Sam Hartman	3	-	-	-	-	1	-	-	18
Jayden Thomas	2	-	-	-	-	-	-	-	12
Tobias Merriweather	2	-	-	-	-	-	-	-	12
Jeremiah Love	2	-	-	-	-	-	-	-	12
Rico Flores Jr.	1	-	-	-	1	-	-	-	8
Javontae Jean-Baptiste	1	-	-	-	-	-	-	-	6
Devyn Ford	1	-	-	-	-	-	-	-	6
Ramon Henderson	1	-	-	-	-	-	-	-	6
Chase Ketterer	1	-	-	-	-	-	-	-	6
Xavier Watts	1	-	-	-	-	-	-	-	6
Clarence Lewis	1	-	-	-	-	-	-	-	6
Deion Colzie	1	-	-	-	-	-	-	-	6
Davis Sherwood	1	-	-	-	-	-	-	-	6
Mitchell Evans	1	-	-	-	-	-	-	-	6
Eli Raridon	1	-	-	-	-	-	-	-	6
Jaden Mickey	1	-	-	-	-	-	-	-	6
Cooper Flanagan	1	-	-	-	-	-	-	-	6
Zac Yoakam	-	-	2-2	-	-	-	-	-	2
Marcello Diomede	-	-	1-1	-	-	-	-	-	1
<b>Total</b>	<b>66</b>	<b>15-22</b>	<b>64-65</b>	<b>0</b>	<b>1</b>	<b>1</b>	<b>0</b>	<b>1</b>	<b>509</b>
<b>Opponents</b>	<b>23</b>	<b>15-26</b>	<b>22-22</b>	<b>1</b>	<b>0</b>	<b>0</b>	<b>0</b>	<b>0</b>	<b>207</b>

**Score by Periods**

Team	1st	2nd	3rd	4th	OT	TOT
Notre Dame	83	144	147	135	0	509
Opponents	43	44	51	69	0	207

**Punting**

Player	no.	yds	avg	lg	tb	fc	i20	50+	blk
Bryce McFerson	38	1712	45.1	59	2	10	5	13	0
Ben Krimm	1	44	44.0	44	0	1	0	0	0
<b>Total</b>	<b>39</b>	<b>1756</b>	<b>45.0</b>	<b>59</b>	<b>2</b>	<b>11</b>	<b>5</b>	<b>13</b>	<b>0</b>
<b>Opponents</b>	<b>63</b>	<b>2703</b>	<b>42.9</b>	<b>63</b>	<b>6</b>	<b>20</b>	<b>28</b>	<b>15</b>	<b>0</b>

**Punt Returns**

Player	no.	yds	avg	td	lg
Chris Tyree	11	119	10.8	1	82
Matt Salerno	2	21	10.5	0	15
Jordan Faison	2	28	14.0	0	20
<b>Total</b>	<b>15</b>	<b>168</b>	<b>11.2</b>	<b>1</b>	<b>82</b>
<b>Opponents</b>	<b>23</b>	<b>233</b>	<b>10.1</b>	<b>0</b>	<b>60</b>

**Kick Returns**

Player	no.	yds	avg	td	lg
Jadarian Price	10	344	34.4	1	99
Devyn Ford	7	125	17.9	0	28
Gi'Bran Payne	2	41	20.5	0	24
Jeremiah Love	2	42	21.0	0	21
<b>Total</b>	<b>21</b>	<b>552</b>	<b>26.3</b>	<b>1</b>	<b>99</b>
<b>Opponents</b>	<b>20</b>	<b>424</b>	<b>21.2</b>	<b>0</b>	<b>58</b>

**All Purpose**

Player	g	rush	rcv	pr	kr	ir	total	avg/g
Audric Estime	12	1341	142	0	0	0	1483	123.6
Jadarian Price	13	272	65	0	344	0	681	52.4
Chris Tyree	12	-1	484	119	0	0	602	50.2
Jeremiah Love	13	385	77	0	42	0	504	38.8
Mitchell Evans	8	2	422	0	0	0	424	53.0
Rico Flores Jr.	12	0	392	0	0	0	392	32.7
Jordan Faison	7	22	322	28	0	0	372	53.1
Jayden Thomas	11	10	310	0	0	0	320	29.1
Tobias Merriweather	12	0	284	0	0	0	284	23.7
Jaden Greathouse	12	3	265	0	0	0	268	22.3
Gi'Bran Payne	13	168	58	0	41	0	267	20.5
Devyn Ford	11	44	34	0	125	0	203	18.5
Holden Staes	11	0	176	0	0	0	176	16.0
Xavier Watts	13	0	0	0	0	137	137	10.5
Sam Hartman	12	123	-4	0	0	0	119	9.9
Eli Raridon	7	0	51	0	0	0	51	7.3
Matt Salerno	5	0	29	21	0	0	50	10.0
Deion Colzie	5	0	45	0	0	0	45	9.0
Jaden Mickey	13	0	0	0	0	43	43	3.3
Clarence Lewis	13	0	0	0	0	33	33	2.5
Steve Angeli	8	27	0	0	0	0	27	3.4
Jack Kiser	13	0	0	0	0	25	25	1.9
Cooper Flanagan	13	0	19	0	0	0	19	1.5
Skip Velotta	9	18	0	0	0	0	18	2.0
Davis Sherwood	13	0	18	0	0	0	18	1.4
Benjamin Morrison	12	0	0	0	0	14	14	1.2
Chase Ketterer	10	9	4	0	0	0	13	1.3
Braylon James	4	0	12	0	0	0	12	3.0
Sam Assaf	2	3	0	0	0	0	3	1.5
<b>Total</b>	<b>13</b>	<b>2414</b>	<b>3205</b>	<b>168</b>	<b>552</b>	<b>252</b>	<b>6591</b>	<b>507.0</b>
<b>Opponents</b>	<b>13</b>	<b>1547</b>	<b>2045</b>	<b>233</b>	<b>424</b>	<b>112</b>	<b>4361</b>	<b>335.5</b>

**Total Offense**

Player	g	plays	rush	pass	total	avg/g
Sam Hartman	12	346	123	2689	2812	234.3
Audric Estime	12	210	1341	0	1341	111.8
Steve Angeli	8	52	27	504	531	66.4
Jeremiah Love	13	71	385	0	385	29.6
Jadarian Price	13	47	272	0	272	20.9
Gi'Bran Payne	13	45	168	0	168	12.9
Devyn Ford	11	8	44	0	44	4.0
Jordan Faison	7	2	22	0	22	3.1
Skip Velotta	9	3	18	0	18	2.0
Kenny Minchey	3	2	0	12	12	4.0
Jayden Thomas	11	1	10	0	10	0.9
Chase Ketterer	10	2	9	0	9	0.9
Sam Assaf	2	2	3	0	3	1.5
Jaden Greathouse	12	1	3	0	3	0.3
Mitchell Evans	8	1	2	0	2	0.3
Chris Tyree	12	3	-1	0	-1	-0.1
<b>Total</b>	<b>13</b>	<b>808</b>	<b>2414</b>	<b>3205</b>	<b>5619</b>	<b>432.2</b>
<b>Opponents</b>	<b>13</b>	<b>809</b>	<b>1547</b>	<b>2045</b>	<b>3592</b>	<b>276.3</b>



**2023-24 Notre Dame Football  
Combined Team Statistics  
All games**

Page 3/3  
as of Aug 25, 2024

**Team Defense**

##	Player	gp	Tackles				tfl/yds	Sacks no-yds	Pass defense			Fumbles		blkd	
			ua	a	tot				int-yds	brup	qbh	fr-yds	ff	kick	saf
27	JD Bertrand	12	41	35	76	7.5-34	2.5-19	.	5	7	.	1	.	.	
56	Howard Cross III	13	28	38	66	7-21	2-14	.	2	4	.	2	.	.	
24	Jack Kiser	13	41	21	62	1.5-13	1.5-13	1-25	1	3	.	1	.	.	
0	Xavier Watts	13	30	22	52	3-4	0.5-1	7-137	4	.	1-0	1	.	.	
1	Javontae Jean-Baptiste	13	21	28	49	10.5-48	5-40	.	1	11	1-0	1	1	.	
2	DJ Brown	12	27	20	47	1-3	.	1-0	3	.	.	.	.	.	
99	Rylie Mills	13	22	25	47	5.5-29	2.5-19	.	.	4	2-0	.	.	.	
8	Marist Liufau	12	23	21	44	6-32	3-27	.	2	2	1-0	1	.	.	
13	Thomas Harper	11	25	14	39	6-20	2-12	.	3	1	.	1	.	.	
12	Jordan Botelho	13	18	14	32	4.5-25	4-23	.	.	3	.	.	.	.	
20	Benjamin Morrison	12	25	6	31	3.5-10	.	3-14	10	.	.	.	.	.	
5	Cam Hart	12	15	6	21	3-16	.	.	4	.	1-0	3	.	.	
31	Nana Osafo-Mensah	12	12	8	20	5.5-62	3-31	.	.	2	.	.	.	.	
40	Joshua Burnham	13	10	8	18	4-19	1-9	.	.	2	.	.	.	.	
47	Jason Onye	13	11	6	17	0.5-1	0.5-1	.	.	2	.	.	2	.	
11	Ramon Henderson	12	13	1	14	.	.	1-0	3	1	2-0	1	.	.	
3	Jaylen Sneed	13	5	9	14	1-8	1-8	.	2	5	.	1	.	.	
34	Drayk Bowen	12	8	6	14	0.5-0	.	.	.	14	.	1	.	.	
97	Gabriel Rubio	9	4	7	11	.	.	.	1	1	.	1	.	.	
7	Jaden Mickey	13	8	3	11	.	.	1-43	2	.	.	.	.	.	
29	Christian Gray	12	9	2	11	.	.	1-0	2	.	.	.	.	.	
41	Donovan Hinish	9	4	6	10	1-7	1-7	.	.	.	.	.	.	.	
44	Junior Tuihalamaka	13	7	3	10	.	.	.	.	.	.	.	.	.	
6	Clarence Lewis	13	8	1	9	.	.	1-33	3	.	.	.	.	.	
4	Antonio Carter II	10	7	1	8	.	.	.	.	.	.	1	.	.	
92	Aidan Keanaaina	6	3	4	7	1.5-2	0.5-1	.	.	.	.	.	.	.	
21	Adon Shuler	5	4	2	6	.	.	.	.	.	.	.	.	.	
22	Devyn Ford	11	2	2	4	.	.	.	.	.	.	1	.	.	
18	Chance Tucker	9	3	.	3	.	.	.	.	.	.	.	.	.	
23	Jaiden Ausberry	5	2	1	3	.	.	.	.	.	.	.	.	.	
65	Michael Vinson	13	1	1	2	.	.	.	.	.	.	.	.	.	
30	Skip Velotta	9	1	1	2	.	.	.	.	.	.	.	.	.	
93	Armel Mukam	1	1	1	2	.	.	.	.	.	.	.	.	.	
28	Luke Talich	8	2	.	2	.	.	.	.	.	.	.	.	.	
25	Preston Zinter	4	1	1	2	.	.	.	.	1	.	.	.	.	
52	Zeke Correll	10	1	.	1	.	.	.	.	.	.	.	.	.	
4	Chris Tyree	12	.	1	1	.	.	.	.	.	.	.	.	.	
54	Blake Fisher	12	1	.	1	.	.	.	.	.	.	.	.	.	
88	Mitchell Evans	8	1	.	1	.	.	.	.	.	.	.	.	.	
14	Bryce McPerson	12	1	.	1	.	.	.	.	.	.	.	.	.	
95	Tyson Ford	2	.	1	1	.	.	.	.	.	.	.	.	.	
16	Micah Bell	3	1	.	1	1-1	.	.	.	.	.	.	.	.	
19	Jaden Greathouse	12	1	.	1	.	.	.	.	.	.	.	.	.	
12	Jeremiyah Love	13	1	.	1	.	.	.	.	.	.	.	.	.	
31	Ben Minich	3	.	1	1	.	.	.	.	.	.	.	.	.	
51	Boubacar Traore	5	1	.	1	1-6	1-6	.	.	.	.	1	.	.	
17	Brenan Vernon	2	.	1	1	.	.	.	.	.	.	.	.	.	
98	Devan Houston	1	1	.	1	.	.	.	.	.	.	.	.	.	
	<b>Totals</b>	<b>13</b>	<b>451</b>	<b>328</b>	<b>779</b>	<b>75-361</b>	<b>31-231</b>	<b>16-252</b>	<b>48</b>	<b>49</b>	<b>8-0</b>	<b>18</b>	<b>3</b>	<b>1</b>	
	Opponents	13	444	350	794	54-220	16-126	9-112	27	37	8-0	10	0	0	