



LOUISVILLE FOOTBALL

26 Bowl Appearances • 553 All-Time Wins • 12 Bowl Victories • 44 ACC Victories Since 2014

GAME #4



#17/#15 Louisville Cardinals

vs.

Notre Dame Fighting Irish

3-0 • 1-0 ACC

3-1



Saturday, Sept. 28, 2024 • 3:30 p.m. • Notre Dame Stadium • South Bend, Ind. • 77,622

2024 Schedule/Results

Date	Opponent (TV)	Time/Res
Aug. 31	Austin Peay (ACC)	W, 62-0
Sept. 7	Jacksonville St. (ACCX)	W, 49-14
Sept. 21	Georgia Tech* (ESPN2)	W, 31-19
Sept. 28	at Notre Dame (Peacock)	3:30 p.m.
Oct. 5	SMU*	TBA
Oct. 12	at Virginia*	TBA
Oct. 19	Miami*	TBA
Oct. 25	at Boston College* (ESPN2)	7:30 p.m.
Nov. 2	at Clemson*	TBA
Nov. 16	at Stanford*	TBA
Nov. 23	Pitt*	TBA
Nov. 30	at Kentucky	TBA

*ACC Game

All times EST.



#17/#15 LOUISVILLE CARDINALS

Head Coach: Jeff Brohm

Record at Louisville: 13-4

Overall Record: 79-48



#14/#16 NOTRE DAME FIGHTING IRISH

Head Coach: Marcus Freeman

Record at Notre : 22-9

Overall Record: Same

GAME INFORMATION

Facility: Notre Dame Stadium

Capacity: 77,622

TV: Peacock

Radio: Louisville Sports Properties

Series Record: Series tied 2-2

Last Meeting: Louisville 33-20, 2023 (Oct. 7)

Series Streak: WI

CARDINALS HIT THE ROAD FOR THE FIRST TIME; TRAVELS TO NO. 16 NOTRE DAME

- After three straight home games to open the season, the University of Louisville hits the road for the first time this season to face Notre Dame at Notre Dame Stadium on Saturday at 3:30 p.m. in a game featuring two ranked opponents. It's the second-straight year the team will meet as ranked opponents.
- The Cardinals and Fighting Irish are meeting for the fifth time in school history, with the series tied at 2-2 after Louisville knocked off No. 10 Notre Dame 33-20 last season.
- The Cardinals improved to 3-0 and picked up their first league win with a 31-19 win Saturday over Georgia Tech. Louisville scored in all three phases for the first time since 2013, with an offensive touchdown, defensive touchdown and a special teams score.
- Quarterback Tyler Shough completed 13-of-19 passes for 269 yards and two scores, throwing a 37-yard pass to Chris Bell and a 57-yarder to Ja'Corey Brooks.
- Shough is one of only three QBs in program history to start his Louisville career with at least 75 pass attempts before his first interception, joining Mike Watkins (83 attempts) and Johnny Unitas (78).
- Brooks led all receivers with 4 receptions for a career-high 125 yards and a TD. Brooks had his second career 100-yard game and first at Louisville. He leads the team with 17 receptions for 297 yards and a pair of touchdowns.
- Louisville was held to a season low 326 yards of total offense, including just 57 yards on the ground.
- Louisville extends its streak of holding opponents scoreless on their first possession to 21 games
- Defensive lineman Ramon Puryear became the first Louisville player to have two fumble return touchdowns in a season since Deon Palmer in 2005, scoring on a fumble recovery in the end zone.
- Tayon Holloway blocked a field goal and returned it 55 yards for a touchdown. Louisville's last blocked field goal return for a TD came on Andrew Johnson's 82-yard return in a 38-35 win at West Virginia in 2011.
- Louisville held Georgia Tech to 98 yards on the ground, improving to 7-3 when holding the opposition to less than 100 yards rushing.

On the Air

TV: Peacock

- Play-by-Play: Paul Burmeister
- Analyst: Jason Garrett
- Sideline: Zora Stephenson

Radio: Louisville Sports Properties

- Play-by-Play: Paul Rogers
- Analyst: Craig Swabek
- Sideline: Jody Demling
- Engineer: Scott Cason

LIVESTATS: louisville.statbroadcast.com

Mobile App: player.amperwave.net

Social Media

X: @LouisvilleFootball | @GoCards.com | @Jeff Brohm

Instagram: LouisvilleFB

Facebook: Facebook.com/LouisvilleFB

Strategic Communications

Rocco Gasparro: Primary Contact

Phone: 502-852-0102

Email: rocco@gocards.com

Cell: 502-262-2258

Stephen Williams (Secondary): Associate SID

Phone: 502-852-4857

Email: s.williams@gocards.com

Mailing Address:

Louisville Strategic Communications

2100 S. Floyd St.

Louisville, Ky. 40208

THE SERIES

- This will be the fifth meeting between Louisville and Notre Dame, with the series knotted at 2-2.
- The Cardinals are 1-1 all-time at Notre Dame Stadium, winning 31-28 in their first trip in 2014. During the Covid season of 2020, the Cardinals dropped a 12-7 decision to the Fighting Irish.
- Louisville defeated No. 10 Notre Dame 33-20 last season at L&N Stadium as Jawhar Jordan rushed for 143 yards and two touchdowns, while the Cardinals intercepted Sam Hartman three times.
- Head coach Jeff Brohm is 1-1 all-time versus Notre Dame.

HEAD COACHES

- Louisville: Head coach Jeff Brohm is in his second season at Louisville and his 11th overall as a head coach. He owns a 79-48 overall coaching record and has won eight or more games six times during his career. Brohm has guided the Cards to an 13-4 record in his return to his alma mater.
- Notre Dame: Marcus Freeman is 22-9 in his third season as head coach of the Fighting Irish. Before taking over the Fighting Irish, Freeman spent two seasons as the defensive coordinator at Notre Dame and four years as the defensive coordinator at Cincinnati.

MEDIA INFORMATION

The University of Louisville Strategic Communications Office is ready to assist you to make the experience of covering UofL Athletics productive and rewarding.

Swain Student Activity Center
2100 S. Floyd St
Louisville, Ky. 40208
502-852-0102
Website: GoCards.com

FOOTBALL CONTACTS

Rocco Gasparro (Primary)
Director of Media Relations
rocco@gocards.com
502-852-0102 (Office)
502-262-2258 (Cell)

Stephen Williams (Secondary)
Associate Director
stephen@gocards.com

ON THE WEB

- Information on the University of Louisville football team is available at www.GoCards.com. To receive the UofL updates via email, please send a request to Rocco Gasparro (rocco@gocards.com).

PRACTICES

- During a typical Saturday game week, media may interview players and coaches on Monday following head coach Jeff Brohm's weekly press conference. Practice is generally closed to the public. Anyone hoping to observe practice should contact UofL Athletics Strategic Communications in advance. Failure to do so may result in an individual's removal from the venue. During regulars season practices, unless otherwise noted, still and television photographers will be allowed to shoot stretching and select periods.

LIVE STATISTICS

- Live in-game statistics will be available via StatBroadcast.

INTERNET

- Wireless Internet is available in the press box at L&N Stadium. Members of the Strategic Communications staff will be available to assist you.

WEEKLY MEDIA AVAILABILITY

Head Coach Jeff Brohm will be available to the media every Monday at 11 a.m. ET during the season with the exception of UofL's bye week. The press conference is streamed live on @LouisvilleFB. Players will be made available following Coach Brohm's press conference.

MEDIA CREDENTIALS

- Requests for official working media credentials should be directed to the UofL Strategic Communications Office. All requests should be received no later than noon, four days prior to the game. Visit the football page at GoCards.com to request credentials online.
- Season credentials will be available for pickup prior to the first game. Credentials may be picked up on gameday at the media will call located at Gate 7 of L&N Stadium. On gameday, media should park in the Yellow Lot and enter L&N Stadium through Gate 6 or Gate 8.

SCOUTING PASSES

- Professional scouts may obtain credentials through UofL's Strategic Communications Office. Scouts will be issued seating in the press box on a space-available basis.

JEFF BROHM RADIO SHOW

- The hour-long program with Coach Jeff Brohm presented by the Coyler Law Firm at Rooster's, Paul Rogers will air weekly from 7-8 p.m. ET on 93.9 FM The Ville. Fans can listen online at iheart.com and through 93.9 Tunein app. For those who can't catch the program live, a podcast of the weekly program will be made available free of charge on 93.9 the Ville.
 - Wednesday, August 28th
 - Wednesday, September 4th
 - Wednesday, September 18th
 - Wednesday, September 25th
 - Wednesday, October 2nd
 - Wednesday, October 9th
 - Wednesday, October 16th
 - Tuesday, October 22nd
 - Tuesday, October 29th
 - Wednesday, November 13th
 - Wednesday, November 20th
 - Tuesday, November 26th

QUICK FACTS

Head Coach: Jeff Brohm
Alma Mater: Louisville
Louisville Record: 13-4
Career Record: 79-48 (11th season)

ASSISTANT COACHES/SUPPORT STAFF

- Brian Brohm, Offensive Coordinator/QB
- Ron English, Co-Def. Coordinator/Secondary
- Mark Hagen, Co-Def. Coordinator/DL
- Chris Barclay, Running Backs
- Steve Ellis, Cornerbacks
- Mark Ivey, Linebackers
- Karl Maslowski, Special Teams/Asst. LB
- Garrick McGee, Wide Receivers
- Richard Owens, Offensive Line
- Ryan Wallace, Tight Ends
- Greg Brohm, Chief of Staff
- Domenic Reno, Strength and Conditioning
- Brison Manor, Assistant Strength Coach
- Brandon Pringle, Associate Strength Coach
- Geoff Stanford, Assistant Strength Coach
- Clarence Yancey, Assistant Strength Coach
- Ed Connell, Director of Equipment
- Shawn Love, Head Athletic Trainer
- Pete Nocht, Director of Recruiting
- John Herron, Dir. of Recruiting Strategy
- Trent Mossbrucker, Recruiting Coordinator
- Robyn Mattingly, Operations Coordinator
- Alec Pezuti, Video Coordinator
- Deion Branch, Development
- Jontavious Morris, Recruiting Coordinator
- Andrew Coverdale, QC Specialist
- Adam Mueller, Quality Control Specialist
- Mason Petrino, Quality Control Specialist
- Brian Reader, Quality Control Specialist
- Mark Sander, Quality Control Specialist
- Brandon Sharp, Quality Control Specialist
- Anna Williams, Operations Coordinator

GENERAL INFORMATION

Location: Louisville, Ky.
Founded: 1798
Enrollment: 23,000
Football Stadium: L&N Stadium
Capacity: 59,823
Surface: FieldTurf
Nickname: Cardinals
Colors: Red and Black
Conference: Atlantic Coast Conference
President: Dr. Kim Schatzel
Athletic Director: Josh Heird
Faculty Representative: Krista Wallace-Boaz
Website: GoCards.com
Twitter: @LouisvilleFB
Instagram: @LouisvilleFB

2024 LOUISVILLE FOOTBALL

2024 UNIVERSITY OF LOUISVILLE ROSTERS

ALPHABETICAL

#	Player	Pos	Ht	Wt	Cl	Hometown/Previous School
13	Duece Adams	QB	6-1	170	Fr.	Austin, Texas/Vandergriff
44	Eli Adams	WR	6-0	170	Fr.	Austin, Texas/Vandergriff
12	Brady Allen	QB	6-6	220	R-So.	Fort Branch, Ind. / Gibson Southern
19	Drew Allen	WR	6-2	195	Fr.	Louisville, Ky. / Trinity
90	Hamilton Atkins	TE	6-4	250	Fr.	Louisville, Ky. / St. Xavier
15	Harrison Bailey	QB	6-5	230	R-Sr.	Marietta, Ga. / Marietta/UNLV
0	Chris Bell	WR	6-2	220	Jr.	Yazoo City, Miss. / Greenville Christian
89	Shaun Boykins	WR	6-1	190	Fr.	Radcliff, Ky. /North Hardin
1	Ja'Corey Brooks	WR	6-3	195	R-Sr.	Bradenton, Fla. / IMG/Alabama
25	Isaac Brown	RB	5-9	190	Fr.	Homestead, Fla. / Homestead
22	Keyjuan Brown	RB	5-10	210	R-Fr.	Atlanta, Ga. / South Atlanta
56	Renato Brown	OL	6-4	315	R-Sr.	West Palm Beach, Fla. / Palm Beach
44	Selah Brown	DL	6-2	285	R-So.	Louisville, Ky. / Male
7	Jimmy Calloway	WR	6-0	190	R-Jr.	Morrow, Ga. / Morrow/Tennessee
57	M.J. Campbell	LB	6-0	250	Fr.	Indianapolis, Ind. / Decatur West
18	T.J. Capers	LB	6-2	220	R-Fr.	Miami, Fla. / Columbus
92	Micah Carter	DL	6-6	250	R-Fr.	Louisville, Ky. / St. Xavier
43	Trent Carter	LB	6-3	225	Fr.	Jacksonville, Fla. / The Bolles School
21	Donald Chaney	RB	5-11	220	R-Jr.	Homestead, Fla. / Belen Jesuit/Miami
36	Destin Cheirs	DB	6-2	190	R-Fr.	Madisonville, Ky. / North Hopkins
6	Stanquan Clark	LB	6-3	230	So.	Miami, Fla. / Miami Central
10	Pierce Clarkson	QB	6-1	195	R-Fr.	Bellflower, Calif. / St. John Bosco
52	Saadia Clements	DL	6-4	290	R-Fr.	Henderson, Ky. / Henderson
51	Austin Collins	OL	6-3	295	R-Jr.	Perrysburg, Ohio / Perrysburg
53	Drew Covington	LB	6-3	235	Fr.	Cincinnati, Ohio / Turpin / Toledo
78	Joe Crocker	OL	6-6	310	R-Fr.	Nashville, Tenn. / Franklin Road
84	Izayah Cummings	TE	6-4	235	R-Sr.	Louisville, Ky. / Male/Kentucky
59	Vic Cutler	OL	6-3	300	R-Sr.	West Monroe, La. / West Monroe
32	Jurriente Davis	LB	6-0	230	R-Sr.	Greensboro, N.C. / Dudley / Texas A&M
97	Maurice Davis	DL	6-4	215	Fr.	Albany, Ga. / Dougherty
93	Jared Dawson	DL	6-2	305	R-Jr.	Collierville, Tenn. / Collierville
39	Trey Durbin	WR	6-1	210	Fr.	Elizabethtown, Ky/Elizabethtown
17	Travis Egan	QB	6-2	205	R-Fr.	Mt. Washington, Ky. / Bullitt East
37	Dan Foster	LB	6-3	225	R-Sr.	Riviera Beach, Fla. / Dwyer / Texas State
43	Shammai Gates	RB	5-11	185	Fr.	Louisville, Ky./Male
9	Ashton Gillotte	DL	6-3	275	Sr.	Boca Raton, Fla. / Boca Raton
68	Michael Gonzalez	OL	6-4	305	Sr.	Indian Trail, N.C. / Sun Valley
98	Adonijah Green	DL	6-6	240	R-Fr.	Ellenwood, Ga. / Cedar Grove
26	M.J. Griffin	DB	6-1	200	R-Sr.	Ypsilanti, Mich. / Temple
50	Thor Griffith	DL	6-2	320	R-Sr.	Portsmouth, N.H./Portsmouth/Harvard
94	Jordan Guerad	DL	6-2	295	R-Sr.	Valrico, Fla. / Bloomingdale
79	Makhethe Gueye	OL	6-6	305	R-So.	Bradenton, Fla. / Venice Senior
31	Jathan Hatch	DB	6-2	190	Fr.	Corinth, Miss./ Biggersville
81	Cataurus Hicks	WR	5-10	180	R-Fr.	Miami, Fla. / Miami Central
93	Brady Hodges	P	6-1	200	Sr.	Knoxville, Tenn. / Farragut
20	Tayon Holloway	DB	6-1	190	R-So.	Virginia Beach, Va. / Green Run/UNC
49	Kris Hughes	WR	5-11	190	R-Fr.	Morganfield, Ky. / Union County
24	Ahmari Huggins-Bruce	WR	5-11	180	Sr.	Dillon, S.C./Dillon/South Carolina
21	D'Angelo Hutchinson	DB	6-3	195	Jr.	St. Petersburg, Fla. / Northeast
33	Myles Jernigan	DL	6-3	235	R-Sr.	Grand Prairie, Texas / S. Grand Prairie / Cal
52	Fred Johnson	OL	6-5	290	Fr.	Cleveland, Ohio / Glenville
11	Jamari Johnson	TE	6-5	265	R-Fr.	Inglewood, Calif. / Inglewood
98	Nick Keller	K	6-1	200	R-So.	Hebron, Ky. / Conner
47	Jaedon King	WR	6-0	175	R-Fr.	Columbus, Ind. / Carmel
91	Richard Kinley	DL	6-3	235	R-Sr.	Memphis, Tenn. / Lausanne / M. Tennessee
48	Shai Kochav	LS	6-3	230	R-Jr.	Miami, Fla. / TRU Prep/Arkansas St.
90	Rene Konga	DL	6-4	290	R-Sr.	Ontario, Canada / Colonel / Rutgers
85	Nate Kurisky	TE	6-3	240	R-So.	Washington, D.C. / Gonzaga
5	Caulin Lacy	WR	5-10	190	Sr.	Mobile, Ala. / Faith Academy/S. Alabama
49	Eli Limouris	DB	5-10	185	Fr.	Glen Ellyn, Ill./ Glenbard West
19	Tramel Logan	DL	6-4	250	R-Sr.	Miami, Fla. / Booker T. Washington / USF
61	Ellis McAdoo	OL	6-5	295	Fr.	Oakdale, Conn. /St. Thomas More
46	Brady McEnaney	LB	6-2	220	Fr.	Louisville, Ky. / Trinity
82	Jahill McClain	WR	5-11	180	R-Fr.	Bellflower, Calif. / St. John Bosco
45	Duane Martin	TE	6-2	260	Sr.	Laurens, S.C. / Laurens District 55
28	Daeh McCullough	DB	6-2	190	R-Fr.	South Bend, Ind. / St. Joseph
77	Ransom McDermott	OL	6-8	305	Fr.	Noblesville, Ind. / Noblesville

NUMERICAL

No.	Name	Pos.
0	Chris Bell	WR
1	Ja'Corey Brooks	WR
2	Jadon Thompson	WR
3	Quincy Riley	DB
4	Maurice Turner	RB
5	Caulin Lacy	WR
6	Stanquan Clark	LB
7	Jimmy Calloway	WR
9	Ashton Gillotte	DL
9	Tyler Shough	QB
10	Ben Perry	DB
10	Pierce Clarkson	QB
11	Jamari Johnson	TE
12	Brady Allen	QB
12	Tamarion McDonald	DB
13	Aaron Williams	DB
13	Duece Adams	QB
14	Sam Vaulton	QB
14	Corey Thorton	DB
15	Harrison Bailey	QB
15	Dan Foster	LB
17	Travis Egan	QB
18	Sam Young	QB
18	T.J. Capers	LB
19	Tramel Logan	DL
19	Drew Allen	QB
20	Tayon Holloway	DB
20	Ryan Zimmerman	QB
21	D'Angelo Hutchinson	DB
21	Donald Chaney	RB
22	Keyjuan Brown	RB
23	Tahveon Nicholson	DB
24	Ahmari Huggins-Bruce	WR
25	Isaac Brown	RB
26	M.J. Griffin	DB
26	Duke Watson	RB
27	Devin Neal	DB
28	Daeh McCullough	DB
29	Blake Ruffin	DB
30	Rae'mon Masby	DB
31	Jathan Hatch	DB
32	Jurriente Davis	LB
32	Hayden Travelstead	LS
33	Myles Jernigan	DL
34	TJ Quinn	LB
35	Antonio Watts	LB
36	Destin Cheirs	DB
36	Cooper Ranvier	K
37	Dan Foster	LB
37	A.J. Vinateri	K/P
38	Brock Travelstead	K
39	Carter Schwartz	P
39	Trey Durbin	WR
40	Jaiden Spearman	DB
41	Ramon Puryear	DL
42	Jaden Minkins	DB
43	Shammai Gates	RB
43	Trent Carter	LB
44	Selah Brown	DL
44	Eli Adams	WR
45	Duane Martin	TE
46	Brady McEnaney	LS
47	Jaedon King	WR
48	Shai Kochav	LS
48	Dakadrien Saunders	DB
49	Kris Hughes	WR
49	Eli Limouris	DB

ALPHABETICAL

2024 UNIVERSITY OF LOUISVILLE ROSTERS

#	Player	Pos	Ht	Wt	Cl	Hometown/Previous School
12	Tamarion McDonald	DB	6-2	195	Sr.	Memphis, Tenn. / Whitehaven/Tennessee
86	Antonio Meeks	WR	6-1	195	Jr.	Lilburn, Ga. / Shiloh/Tuskegee
76	Jonathan Mendoza	OL	6-9	310	R-Sr.	Westhampton Beach, N.Y. / Westhampton
87	Dylan Messman	TE	6-5	230	Fr.	Saline, Mich. / Saline
60	Rasheed Miller	OL	6-7	310	R-Jr.	Lake Wales, Fla./Lake Wales/Ga. Souh.
71	Monroe Mills	OL	6-7	315	R-Sr.	Columbia, Mo./Father Tolton/Texas Tech
42	Jaden Minkins	DB	5-10	180	R-Fr.	Louisville, Ky. / Ballard
30	Rae'mon Mosby	DB	6-0	180	Fr.	Marrero, La. / Westlake
27	Devin Neal	DB	6-0	210	Sr.	Lexington, Ky. / Douglass//Baylor
23	Tahveon Nicholson	DB	5-11	185	R-Jr.	Jacksonville, Fla./Riverside/Illinois
50	Pete Nygra	OL	6-4	300	R-Jr.	Indianapolis, Ind./Brownsburg/N. Illinois
54	Jaxon Panariello	LB	6-2	220	R-Fr.	Louisville, Ky. / St. Xavier
10	Ben Perry	DB	6-3	205	R-Jr.	Chicago, Ill. / Hillcrest
58	Xavier Porter	DL	6-2	270	Fr.	Tampa, Fla. / Tampa Catholic
41	Ramon Puryear	DL	6-3	275	R-Sr.	Louisville, Ky. / Eastern
34	TJ Quinn	LB	6-1	230	R-Jr.	Valdosta, Ga. / Lowndes
36	Cooper Ranvier	K	6-3	205	Fr.	Lexington, Ky. / Fredrick Douglass
83	Mark Redman	TE	6-6	255	R-Sr.	Newport Beach, Calif. / Del Mar / SD St.
95	Mason Reiger	DL	6-4	250	Sr.	Hoffman Estates, Ill. / Conant
3	Quincy Riley	DB	6-0	195	R-Sr.	Columbia, S.C. / A.C. Flora/Middle Tenn.
53	Lance Robinson	OL	6-4	295	Sr.	Camilla, Ga. / Mitchell County
29	Blake Ruffin	DB	6-3	210	R-Jr.	Louisville, Ky. / Trinity / Eastern Illinois
73	Madden Sanker	OL	6-5	310	R-Fr.	Douglasville, Ga. / South Paulding
48	Dakadrien Saunders	DB	5-10	180	Jr.	Eminence, Ky. / Eminence
39	Carter Schwartz	P	6-4	230	R-Fr.	Louisville, Ky. / Trinity
51	Jake Scianna	LB	5-11	220	Fr.	Frankfort, Ill. / Lincoln Way East
9	Tyler Shough	QB	6-5	225	R-Sr.	Chandler, Ariz. / Hamilton/Texas A&M
88	Jaleel Skinner	TE	6-5	225	So.	Greer, S.C. / IMG Academy / Miami
40	Jaiden Spearman	DB	6-1	200	Fr.	Cornelius, N.C. / William Amos Hough
55	William Spencer	DL	6-5	305	R-Fr.	New Albany, Ind. / New Albany
80	Jolo Stone, Jr.	WR	5-11	180	Fr.	Fairburn, Ga. / Langston Hughes
70	Trevonte Sylvester	OL	6-6	280	R-Jr.	Breaux Bridge, La. / Breaux Bridge
99	Dezmond Tell	DL	6-1	295	Sr.	Stockbridge, Ga. / Dutchtown
2	Jadan Thompson	WR	6-2	190	Sr.	Chicago, Ill. / Naperville, Ill./Cincinnati
14	Corey Thornton	DB	6-1	195	Sr.	Miami, Fla. / Booker T. Washington/UCF
38	Brock Travelstead	K	6-1	205	Sr.	Acworth, Ga. / North Paulding
32	Hayden Travelstead	LS	6-0	200	R-Fr.	Acworth, Ga. / North Paulding
4	Maurice Turner	RB	5-10	190	Jr.	Nicholls, Ga. / Coffee
14	Sam Vaulton	QB	6-3	210	Jr.	Knoxville, Tenn. / Venice
37	A.J. Vinateri	K/P	6-1	190	R-So.	Zionsville, Ind. / Zionsville
26	Duke Watson	RB	6-0	180	Fr.	Forsyth, Ga. / Mary Parsons
35	Antonio Watts	LB	6-2	225	Jr.	Columbus, Ga. / Carver
13	Aaron Williams	DB	6-2	185	R-Fr.	Moreno Valley, Calif. / S. John Bosco
55	Jimmy Williams	OL	6-4	290	Fr.	Fort Lauderdale, Fla. / American Heritage
90	Adam Winkenhofer	K	5-10	195	Fr.	Bardstown, Ky. / Bethlehem
18	Sam Young	QB	6-3	195	Jr.	LaGrange, Ky. / Oldham County
20	Ryan Zimmerman	QB	6-6	215	Fr.	Nobelsville, Ind. / Guerin Catholic

NUMERICAL

No.	Name	Pos.
50	Thor Griffith	DL
50	Pete Nygra	OL
51	Austin Collins	OL
51	Jake Scianna	LB
52	Saadq Clements	DL
52	Fred Johnson	OL
53	Lance Robinson	OL
53	Drew Covington	LB
54	Jaxon Panariello	LB
55	Jimmy Williams	OL
55	William Spencer	DL
56	Renato Brown	OL
57	M.J. Campbell	DL
58	Xavier Porter	DL
59	Vic Cutler	OL
60	Rasheed Miller	OL
61	Ellis McAdoo	OL
68	Michael Gonzalez	OL
70	Trevonte Sylvester	OL
71	Monroe Mills	OL
73	Madden Sanker	OL
76	Jonathan Mendoza	OL
77	Ransom McDermott	OL
78	Joe Crocker	OL
79	Makhete Gueye	OL
80	Jolo Stone, Jr.	WR
81	Cataurus Hicks	WR
82	Jahill McClain	WR
83	Mark Redman	TE
84	Izayah Cummings	TE
85	Nate Kurisky	TE
86	Antonio Meeks	WR
87	Dylan Messman	TE
88	Jaleel Skinner	TE
89	Shaun Boykins	WR
90	Adam Winkenhofer	K
90	Rene Konga	DL
90	Hamilton Atkins	TE
91	Richard Kinley	DL
92	Micah Carter	DL
93	Brady Hodges	P
93	Jared Dawson	DL
94	Jordan Guerard	DL
95	Mason Reiger	DL
97	Maurice Davis	DL
98	Adonijah Green	DL
98	Nick Keller	K
99	Dezmond Tell	DL

PRONUNCIATIONS

Renato Brown	reh-NOT-oh	Mason Reiger	RYE-ger
Selah Brown	SAY-luh	Jake Scianna	ski-anna
Saadq Clements	Sa-deek	Tyler Shough	Shuck
Ashton Gillotte	jill-LOT-ee	Jaleel Skinner	Ja-lee-al
Adonijah Green	A-don-i-jay	Brock Travelstead	TRAV-ull-stead
Jordan Guerard	Ger-raud	Sam Vaulton	Vau-ton
Shai Kochav	shy KOE-chav	A.J. Vinateri	Vin-a-tery
Nate Kurisky	kuh-RISK-ee	Adam Winkenhofer	WINK-en-hofer
Tahveon Nicholson	Tay-vee-on		
Pete Nygra	Nie-GRA		
Jaxon Panariello	Pan-a-rellow		
Ramon Puryear	ruh-MOAN PER-year		

2024 LOUISVILLE FOOTBALL

DEPTH CHART

OFFENSE

QB 9	Tyler Shough (6-5, 225, R-Sr.)	10	Pierce Clarkson (6-1, 195, R-Fr.)	OR 15	Harrison Bailey (6-5, 230, R-Jr.)	OR 12	Brady Allen (6-6-, 220, R-So.)
OR 13	Deuce Adams (6-1, 170, Fr.)						
RB 21	Donald Chaney (5-11, 220, R-Jr.)	22	Keyjuan Brown (5-10, 210, R-Fr.)	25	Isaac Brown (5-9, 190, Fr.)		
WR 0	Chris Bell (6-2, 220, Jr.)	7	Jimmy Calloway (6-0, 190, R-Jr.)				
WR 1	Ja'Corey Brooks (6-3, 195, R-Sr.)	24	Ahmari Huggins-Bruce (5-11, 180, Sr.)				
WR 2	Jadon Thompson (6-2, 190, Sr.)	81	Cataurus Hicks (5-10, 180, R-Fr.)	49	Kris Hughes (5-11, 190, R-Fr.)	82	Jahlil McClain (5-11, 180, R-Fr.)
TE 83	Mark Redman (6-5, 255, R-Sr.)	11	Jamari Johnson (6-5, 265, R-Fr.)	OR 85	Nate Kurisky (6-3, 240, R-So.)	88	Jaleel Skinner (6-5, 225, So.)
	84	Izayah Cummings (6-4, 235, R-Sr.)					
LT 71	Monroe Mills (6-7, 315, R-Jr.)	70	Trevonte Sylvester (6-6, 280, R-Jr.)				
LG 68	Michael Gonzalez (6-4, 305, Sr.)	73	Madden Sanker (6-5, 310, R-Fr.)				
C 50	Pete Nygra (6-4, 300, R-Jr.)	59	Victor Cutler (6-3, 300, R-Sr.)				
RG 56	Renato Brown (6-4, 315, R-Sr.)	OR 51	Austin Collins (6-3, 295, R-Jr.)				
RT 76	Jon Mendoza (6-9, 310, R-Sr.)	60	Rasheed Miller (6-7, 310, R-Sr.)				

DEFENSE

DE 9	Ashton Gillotte (6-3, 275, Sr.)	41	Ramon Puryear (6-3, 275, R-Sr.)	91	Richard Kinley (6-3, 235, R-Sr.)
NT 99	Dez Tell (6-1, 290, Jr.)	90	Rene Konga (6-4, 290, R-Sr.)	55	Woo Spencer (6-5, 305, R-Fr.)
DT 93	Jared Dawson (6-2, 305, R-Jr.)	50	Thor Griffith (6-2, 320, R-Sr.)		
DE 19	Tramel Logan (6-4, 250, R-Sr.)	33	Myles Jernigan (6-2, 235, R-Sr.)	98	Adonijah Green (6-6, 240, R-Fr.)
LB 35	Antonio Watts (6-2, 225, Jr.)	OR 10	Ben Perry (6-3, 205, R-So.)		
LB 6	Stanquan Clark (6-3, 230, So.)	15	Dan Foster (6-3, 230, R-Sr.)		
LB 34	T.J. Quinn (6-1, 230, R-Jr.)	32	Jurriente Davis (6-0, 230, R-Sr.)	18	T.J. Capers (6-2, 220, R-Fr.)
CB 14	Corey Thornton (6-1, 195, Sr.)	OR 23	Tahveon Nicholson (5-11, 185, R-Sr.)	13	Aaron Williams (6-2, 185, R-Fr.)
CB 3	Quincy Riley (6-0, 185, R-Jr.)	20	Tayon Holloway (6-1, 190, R-So.)		
FS 12	Tamarion McDonald (6-2, 195, Sr.)	OR 27	Devin Neal (6-0, 210, Sr.)		
SS 26	M.J. Griffin (6-1, 200, R-Sr.)	21	D'Angelo Hutchinson (6-3, 195, Jr.)		

SPECIAL TEAMS

P 93	Brady Hodges (6-1, 200, Sr.)	39	Carter Schwartz (6-4, 230, R-Fr.)
K 38	Brock Travelstead (6-1, 205, Sr.)	98	Nick Keller (6-1, 200, R-So.)
H 93	Brady Hodges (6-1, 200, Sr.)	39	Carter Schwartz (6-4, 230, R-Fr.)
LS 48	Shai Kochav (6-3, 240, R-Jr.)	46	Brady McEaney (6-2, 225, Fr.)
KR 4	Maurice Turner (5-10, 190, Jr.)	25	Isaac Brown (5-9, 190, Fr.)
PR 3	Quincy Riley (6-0, 185, R-Sr.)	2	Jadon Thompson (6-2, 190, Sr.)

OFFENSIVE COACHING STAFF



Brian Brohm (PB)
Off. Coord./QB




Chris Barclay
Running Backs



Garrick McGee
Wide Receivers



Richard Owens
Offensive Line



Ryan Wallace
Tight Ends

DEFENSIVE COACHING STAFF



Ron English (PB)
Def. Coord./Sec.




Steve Ellis
Defensive Backs



Mark Hagen
Defensive Line



Mark Ivey
Linebackers



Karl Maslowski
Special Teams

2024 LOUISVILLE FOOTBALL

OPPONENT BREAKDOWN

Head Coach: Marcus Freeman
Record at Notre Dame: Third Season
Conference: Independent
2024 Record: 3-1
2024 Conference Record: 0-0
2023 Record: 10-3

GAME-BY-GAME LAST MEETINGS

NOTRE DAME (2-2)

HOME: I-I, AWAY: I-I, NEUTRAL: 0-0					
DATE	WLT	SITE	SCORE	TOTAL	
NOV. 22, 2014	W	A	31-28	31-28	
SEPT. 2, 2019	L	H	17-35	48-63	
OCT. 17, 2020	L	A	7-12	55-75	
OCT. 7, 2023	W	H	33-20	88-95	

LAST TIME THEY MET

Notre Dame	0	7	6	7	20
Louisville	7	0	10	16	33

- 6:05 LOU - Thrash 9-yd pass from Plummer (Travelstead kick)
- 6:58 ND - Faison 36-yd pass from Hartman (Shrader kick)
- 13:18 ND - Shrader 53-yd field goal
- 8:24 LOU - Travelstead 44-yd field goal
- 5:45 LOU - Jordan 45-yd run (Travelstead kick)
- 1:06 ND - Shrader 54-yd field goal
- 11:12 LOU - Jordan 21-yd rush (Travelstead kick)
- 7:31 LOU - Travelstead 45-yd field goal
- 5:02 LOU - Travelstead 32-yd field goal
- 3:12 LOU - Travelstead 35-yd field goal
- 1:35 ND - Evans 6-yd pass from Hartman (Shrader kick)

	ND	LOU
FIRST DOWNS	17	17
NET YARDS RUSHING	28-44	40-185
NET YARDS PASSING	254	145
Comp.-Attempts-Int	22-38-3	17-24-0
TOTAL OFFENSE YARDS	298	330
Total Offense Plays	66	64
Fumbles: Number-Lost	2-2	2-1
Penalties: Number-Yards	3-35	6-35
PR: Number-Yards-TD	0-0-0	3-21-0
KR: Number-Yds-TD	3-72	0-0
INT: Number-Yds-TD	0-0	3-38-0
Fumble: Number-Yds-TD	0-0-0	0-0-0
Possession Time	28:36	31:24
Third-Down Conversions	3 of 13	5 of 14
Fourth-Down Conversions	0 of 2	0 of 0
Red-Zone Scores-Chances	1-1	3-3
Sacks By: Number-Yards	2	5

Individual Statistics
 Rushing: UL: Jordan 21-143-2, Turner 2-8-0, Guerendo 8-27-0; ND: Love 5-37-0, Estime 10-20-0, Price 1-2-0

Passing: UL: Plummer 17-24-0-145-1; ND: Hartman 22-38-3-254-1

Receiving: UL: Thrash 8-75-1, Jordan 2-9-0, Huggins-Bruce 1-19-0, Gatewood 1-18-0; ND: Evans 4-71-1, Tyree 3-24-0, Flores 3-13-0

RECORD UNDER BROHM

	2024	STREAK
Overall	3-0	W3
Home	3-0	W3
Road	0-0	W1
Neutral	0-0	L2
Conference	1-0	W5
Home	1-0	W1
Road	0-0	W1
Neutral	0-0	L1
Non-Conference	2-0	W2
Home	2-0	W2
Road	0-0	W1
Neutral	0-0	L2
Postseason	0-0	L2

2024 ACC STANDINGS

TEAM	ACC	OVERALL
Louisville	1-0	3-0
Syracuse	1-1	2-1
Boston College	1-0	3-1
Virginia	1-0	3-1
Clemson	1-0	2-1
Stanford	1-0	2-1
Georgia Tech	1-2	3-2
Florida State	1-2	1-3
Duke	0-0	4-0
Miami	0-0	4-0
Pitt	0-0	4-0
North Carolina	0-0	3-1
Virginia Tech	0-0	2-2
SMU	0-0	3-1
Cal	0-1	3-1
NC State	0-1	2-2
Wake Forest	0-1	1-2

THE MATCHUP

LOUISVILLE (3-0, 1-0 ACC)			
TEAM STATISTICS	UL	OPP	
Points/Game	47.3	11.0	
First Downs	66	46	
Rushing/Game	194.3	87.3	
Total Offense/Game	502.3	268.7	
Fumbles-Lost	0-0	2-2	
Penalties	16-141	12-104	
Time of Possession	31:48	28:12	

INDIVIDUAL LEADERS					
RUSHING	Att	Net	Avg	TD	YPG
Brown	16	173	10.8	1	57.7

PASSING C-A-I	Pct.	Yds	TD	YPG	
Shough	52-76-0	68.4	850	8	283.3

RECEIVING	Rec	Yds	Avg	TD	YPG
Brooks	17	297	17.5	2	99.0

DEFENSE U-A-TT	TFL	Sck.	Int.	PB	
Quinn	5-9-14	1-3	0-0	0	0
Clark	8-6-14	1-2	0-0	0	0

Notre Dame (3-1)			
TEAM STATISTICS	ND	OPP	
Points/Game	36.5	17.8	
First Downs	89	71	
Rushing/Game	179.3	98.5	
Total Offense/Game	446.3	317.5	
Fumbles-Lost	3-0	2-2	
Penalties	20-169	15-145	
Time of Possession	26:26	30:42	

INDIVIDUAL LEADERS					
RUSHING	Att	Net	Avg	TD	YPG
Love	46	339	7.4	4	84.8
Leonard	46	322	7.0	4	80.5

PASSING C-A-I	Pct.	Yds	TD	YPG	
Leonard	65-103-2	63.1	587	1	146.8

RECEIVING	Rec	Yds	Avg	TD	YPG
Collins	16	176	11.0	1	44.0

DEFENSE U-A-TT	TFL	Sck.	Int.	PB	
Kiser	13-9-22	0-0	0-0	0	0
Bowden	7-10-17	1-12	1-12	0	0

2024 NCAA TEAM RANKINGS		
CATEGORY	UL	Opp
Total Offense	14	55
Rushing Offense	37	18
Passing Offense	18	108
Team Passing Efficiency	8	114
Scoring Offense	12	48
Total Defense	22	16
Rushing Defense	18	51
Passing Yards Allowed	44	18
Team Passing Effic. Def.	43	6
Scoring Defense	13	51
Turnover Margin	10	48
3rd Down Conv. Pct	34	79
4th Down Conv. Pct	1	75
3rd Down Conv. Pct Def.	9	10
Red Zone Offense	74	36
Red Zone Defense	14	82
Net Punting	103	68
Punt Returns	74	82
Kickoff Returns	125	83
First Downs Offense	96	35
First Downs Defense	14	29
Time of Possession	34	55

GENERAL NOTES

2024 HONORS

Isaac Brown

- ESPN Freshman Preseason All-American

Renato Brown

- Athlon's Preseason 4th Team All-ACC

Donald Chaney

- Athlon's Preseason 4th Team All-ACC

Ashton Gillotte

- Walter Camp Preseason 1st Team AA
- Athlon's 2nd Team Preseason 1st Team AA
- Phil Steele Preseason 1st Team AA
- Phil Steele Preseason 1st Team All-ACC
- Athlon's Preseason 1st Team All-ACC
- All-ACC Preseason Team
- First Team Preseason AP All-American
- Lombardi Award Watch List
- Sporting News Preseason First Team AA
- Bednarik Award Watch List

Michael Gonzalez

- Phil Steele Preseason 1st Team All-ACC
- Athlon's Preseason 2nd Team All-ACC

M.J. Griffin

- Athlon's Preseason 4th Team All-ACC

Caullin Lacy

- Phil Steele Preseason 4th Team AA
- Athlon's 4th Team Preseason 1st Team AA
- Phil Steele Preseason 1st Team All-ACC
- Athlon's Preseason 1st Team All-ACC
- Biletnikoff Award Watch List

Devin Neal

- Phil Steele Preseason 3rd Team All-ACC
- Athlon's Preseason 3rd Team All-ACC

Pete Nygra

- Rimington Award Watch List

T.J. Quinn

- Phil Steele Preseason 3rd Team All-ACC
- Athlon's Preseason 2nd Team All-ACC

Quincy Riley

- Phil Steele Preseason 2nd Team All-ACC
- Athlon's Preseason 1st Team All-ACC
- Jim Thorpe Award Watch List
- Bednarik Award Watch List

Tyler Shough

- Unitas Award Watch List
- Athlon's Preseason 1st Team All-ACC
- Jim Thorpe Award Watch List

KEY STORYLINES

- The Cards are looking to go 4-0 to open the season for the second-straight season and are hoping to top last season's 6-0 start before they dropped a game at Pittsburgh last season.
- Head coach Jeff Brohm's team was 2-1 on the road last season, winning at NC State and Miami.
- Head coach Jeff Brohm becomes the first Louisville coach to start 3-0 in his first two seasons since Bobby Petrino did so from 2003 to 2006 and 2014.
- Louisville extended its streak of holding opponents scoreless on their first possession to 21 games. Louisville has held its opponent scoreless in the first quarter for the 15th time in its last 18 games.
- Louisville has scored at least 30 points for the ninth time in 10 home games under Brohm.
- Louisville ranks ninth nationally with an average of 6.4 yards per carry. The Cards stand fourth nationally with seven runs of 20 or more yards and are fourth with four rushes of over 30 yards.
- Quarterback Tyler Shough is sixth nationally in passing efficiency and leads the ACC in passing yards per completion.
- Freshman running back Isaac Brown is the team's leading rusher with 173 yards, an average of 57.7 yards per game, while another rookie Duke Watson is second with 141 yards and two scores. Watson ranks third nationally with an average of 11.8 yards per carry, while Brown is fourth in the country at 10.8 yards a tote.
- Wide receiver Chris Bell leads the ACC in receiving yards per reception at 27.3 yards. He has two touchdown receptions of 30 or more yards this season.
- Louisville has completed passes to at least eight or more different receivers in each of the first three games, including 15 different pass catchers in the season opener against Austin Peay.
- The offensive line yielded two sacks in the first three games of the season. Shough has been sacked twice in 76 pass attempts since taking over as the starter.
- Louisville has totaled 26.0 tackles for loss in the first three games, ranking ninth in the country. Tramel Logan leads the team with 5.0 tackles for loss through three contests
- Louisville has scored 21 points off turnovers this season.
- Head coach Jeff Brohm is 9-1 at home in two seasons at Louisville.

HOME IS WHERE THE "W" IS

- Louisville is 122-46 (72.1) at L&N Cardinal Stadium since the start of the 1998 season.
- The Cardinals are 28-14 at home in ACC games since joining the league in 2014.
- Head coach Jeff Brohm is 9-1 all-time at

L&N Stadium as head coach of the Cardinals.

- Brohm's teams are averaging 41.6 points per game since taking over the program, scoring over 50 points on three different occasions.
- Louisville has scored at least 30 points for the eighth time in nine home games under Brohm.

CARDS 10TH SEASON IN THE ACC

- Louisville is in its 10th season in the ACC opening conference play with a 31-19 win over Georgia Tech.
- Since joining the Atlantic Coast Conference in 2014, the Cardinals have posted a 45-38 overall record, with a pair of 7-1 seasons.
- The Cards defeated Georgia Tech in the last two conference openers, defeating them 31-19 last Saturday and 39-34 in last season's season opener in Atlanta.
- The Cardinals are 28-14 all-time at home in the ACC and has won eight consecutive league games at L&N Stadium since falling to Florida State 35-31 to open the home league schedule in 2022.
- The eight-game home conference winning streak is the second-longest home winning streak in conference play.
- It's the longest since winning 12 straight in Conference USA and Big East from 2003-2006.

DURING THE SEPTEMBER MONTH

- The Cardinals have enjoyed success during the month of September, winning at a 58.4 clip in their history.
- Louisville is a solid 92-43-2 at home after the 31-19 win over Georgia Tech.
- Since taking over as the UofL head coach, Brohm has guided his teams to a perfect 7-0 record during the month of September.
- Head coach Jeff Brohm's team are 21-14 all-time during the month of September.

BROHM TIED FOR THE SECOND-BEST START

- Head coach Jeff Brohm returned to his alma mater and has the program off to a fast start. In his first 17 games, Brohm is tied for the second-best record for a head coach.
- Brohm has guided his teams to a 13-4 record in his first two seasons, which is tied with Bobby Petrino, who went 13-4 in his first two campaigns in 2003 and 2004.
- Tom King owns the best mark, going 15-2 over three seasons. He went 8-0 in 1925 and 6-2 in 1926. He would also win the first two games in 1927.

10-WIN SEASONS

- Head coach Jeff Brohm became the first coach to win 10 games in his first season

GENERAL NOTES

RECORD BREAKDOWN

Category	Overall	ACC
at L&N Stadium	9-1	5-0
in Away Games	2-1	2-1
at Neutral Sites	2-2	1-0
Day Games	8-2	5-0
Night Games	5-2	3-1
vs. Top 25 teams	2-1	1-0
vs. Top 10 teams	1-1	0-0
vs. Top 5 teams	0-1	0-0
TV games	13-4	8-1
on ESPN	4-0	4-0
on ABC	2-2	1-0
on ESPN2	1-0	1-0
on ESPNU	0-0	0-0
on ACC Network	4-0	2-0
on Big Ten Network	1-0	0-0
on CW	0-1	0-1
on Fox	0-1	0-0
Scoring first	11-4	6-1
Opponents score first	1-0	1-0
Leading at halftime	8-2	4-1
Trailing at halftime	3-2	3-0
Tied at halftime	1-0	0-0
Leading after 3rd Q	8-2	4-1
Trailing after 3rd Q	3-3	3-1
Tied after 3rd Q	1-0	1-0
Overtime games	0-0	0-0
Scoring < than 20 pts	1-1	1-0
Scoring 20-29 pts	2-2	1-1
Scoring 30-39 pts	5-1	4-0
Scoring 40-49 pts	1-0	0-0
Scoring 50+ pts	3-0	1-0
Allow < than 20 pts	7-1	3-0
Allow 20-29 pts	3-0	2-0
Allow 30-39 pts	2-2	2-1
Allowing 40+ points	0-1	0-0
300-399 yards of offense	4-1	3-0
400-499 yards of offense	4-2	3-1
500-599 yards of offense	2-0	1-0
600+ yards offense	2-0	0-0
Rushing for <than 100 yards	1-2	1-1
Rushing for 150+ yards	11-2	6-0
Passing for less than 300 yards	8-3	5-0
Passing for 300-399 yards	4-1	2-1
Passing for 400-499 yards	0-0	0-0
Passing for 500+ yards	0-0	0-0
Allow < 100 yards rushing	7-3	4-1
Allow 100-199 yards rushing	5-1	3-0
Allow 200+ yds rushing	0-0	0-0
Allow < 200 yards passing	6-1	4-0
Allow 200-299 yards passing	3-2	1-1
Allowing 300-399 yards passing	3-1	3-0
Allow 400+ yards passing	0-0	0-0
Allow < 300 yards offense	6-3	3-1
Allow 300-399 yards offense	1-0	0-0
Allow 400-499 yards of offense	4-1	4-0
Allow 500+ yards of offense	0-0	0-0
Having no turnovers	5-0	3-0
Forcing no turnovers	2-2	2-1
Leading turnover margin	8-0	4-0
Trailing turnover margin	1-4	1-1
Tied in turnover margin	3-0	2-0
Having 0-1 takeaways	6-4	4-1
Having 2 or more takeaways	6-0	3-0
Leading in time of possession	9-3	5-1
When trailing in time of poss.	3-1	2-0

when he guided his team to a 10-4 overall mark, and also was only the fifth coach to accomplish the feat in school history.

- Brohm's team was just the seventh team to reach the 10-win plateau and the first since the 2013 campaign when the Cardinals went 12-1 in their first season in the American Athletic Conference.
- Howard Schnellenberger's 1990 team was the first team to reach 10 wins when the squad went 10-1-1 and defeated nationally ranked Alabama in the Fiesta Bowl.

10-WIN TEAMS

1990	10-1-1	H. Schnellenberger	Fiesta
2001	11-2	John L. Smith	Liberty
2004	11-1	Bobby Petrino	Liberty
2006	12-1	Bobby Petrino	Orange
2012	11-2	Charlie Strong	Sugar
2013	12-1	Charlie Strong	Russell

WELCOME TO LOUISVILLE

The Cardinals welcomed 27 transfers to the roster for the 2024 season.

Ja'Corey Brooks	WR
Donald Chaney	RB
Izayah Cummings	TE
Victor Cutler	OL
Dan Foster	LB
Thor Griffith	DL
Jordan Guerad	DL
Jurriente Davis	LB
Tayon Holloway	DB
Myles Jernigan	DL
Richard Kinley	DL
Rene Konga	DL
Caullin Lacy	WR
Tramel Logan	DL
Tamarion McDonald	DB
Daeh McCullough	DB
Antonio Meeks	WR
Jonathan Mendoza	OL
Rasheed Miller	OL
Monroe Mills	OL
Tahveon Nicholson	DB
Pete Nygra	OL
Mark Redman	TE
Blake Ruffin	DB
Tyler Shough	QB
Jaleel Skinner	TE
Corey Thornton	DB

TAKING DOWN THE RANKS

- The Cardinals will take on their first ranked opponent of the season when it travels to South Bend to face No. 16 Notre Dame.
- Last season, the Cardinals defeated two AP ranked opponents in the same season for only the second time in school history when they knocked off No. 10 Notre Dame 33-20 and No. 20 Duke 23-0.
- The shutout over Duke marked the first over

a ranked a opponent in school history.

- The Cardinals are 20-63 all-time against teams ranked in the Associated Press Poll.
- Head coach Jeff Brohm is 10-15 all-time against opponents ranked in the AP Poll, which includes a 2-1 record since taking over at Louisville.
- As a Power 5 head coach, Brohm's teams have gone 10-12. He went 8-11 in his six seasons at Purdue.

BROHM VS. TOP 25 OPPONENTS

Dec. 2, 2023	vs. #4 Florida State	6-16
Oct. 28, 2023	#20 Duke	23-0
Oct. 7, 2023	#10 Notre Dame	33-20
Oct. 1, 2022	at #21 Minnesota*	20-10
Nov. 12, 2022	at #21 Illinois*	31-24
Dec. 3, 2022	vs. #2 Michigan	22-43
Sept. 18, 2021	at #10 Notre Dame	13-27
Oct. 16, 2021	at #2 Iowa*	24-7
Oct. 23, 2021	#25 Wisconsin*	13-30
Nov. 6, 2021	#3 Michigan State*	40-29
Nov. 13, 2021	at #4 Ohio State*	31-59
Nov. 14, 2020	#23 Northwestern*	20-27
Oct. 5, 2019	at #12 Penn State*	7-35
Oct. 19, 2019	at #23 Iowa*	20-26
Nov. 23, 2019	at #12 Wisconsin*	24-45
Sept. 22, 2018	#23 Boston College	30-13
Oct. 20, 2018	#2 Ohio State*	49-20
Nov. 3, 2018	#16 Iowa*	38-36
Sept. 2, 2017	vs. #16 Louisville	28-35
Sept. 23, 2017	#8 Michigan*	10-28
Oct. 14, 2017	at #7 Wisconsin*	9-17
Nov. 11, 2017	at #23 Northwestern*	13-23
Sept. 10, 2016	at #1 Alabama	10-38
Oct. 24, 2015	at #5 LSU	20-48
Nov. 28, 2014	at #19 Marshall (ot)	67-66
Conference game		

CARDINAL GRADUATES

- Thirty-one student-athletes on the 2024 football team have already graduated with their bachelor's degree: Harrison Bailey, Renato Brown, Donald Chaney, Izayah Cummings, Austin Collins, Vic Cutler, Jurriente Davis, Jared Dawson, Dan Foster, Ashton Gillotte, Michael Gonzalez, M.J. Griffin, Thor Griffith, Myles Jernigan, Richard Kinley, Tramel Logan, Duane Martin, Jonathan Mendoza, Monroe Mills, Ben Perry, Ramon Puryear, Mark Redman, Mason Reiger, Quincy Riley, Lance Robinson, Tyler Shough, Dez Tell, Jadon Thompson, Corey Thornton, Brock Travelstead.

LOOKING FOR THREE-STRAIGHT CONFERENCE CHAMPIONSHIP APPEARANCES

- Head coach Jeff Brohm looks for his third-straight conference championship game appearance if the Cards can represent the Atlantic Coast Conference again in Charlotte.
- Last season, the Cardinals made their first appearance in the title game, falling 16-6 to Florida State.

GENERAL NOTES

- Before joining the Cards, Brohm led Purdue to the Big Ten West title where they ended up losing to Michigan in the Big Ten title game.
- Kirby Smart of Georgia is looking for his fourth-straight appearance in a title game, while Brohm and Jon Sumrall of Tulane, who guided Troy to back-to-back Sun Belt games are the only two coaches looking for their third consecutive.

- **2029: HOME:** Syracuse, North Carolina, Duke, Virginia Tech | **AWAY:** at Pittsburgh, at Wake Forest, at Georgia Tech, at Stanford
- **2030: HOME:** Boston College, Pittsburgh, Virginia, Georgia Tech | **AWAY:** at Syracuse, at NC State, at Duke, at Florida State

OVERTIME RECORDS

- College football introduced overtime during the bowl season in 1995 and adopted it for regular season games in 1996. Since then, Louisville has played in 10 overtime games and has gone 5-5 in those games.
- Louisville hasn't played in an overtime game since winning at Cincinnati 31-24 during the 2013 season.
- Five of the 10 overtime games have come on the road. Louisville is 3-2 at L&N Stadium in extra time.

Date	Opponent	Score
10/7/99	at Army*	52-59 (2 OT)
9/2/00	Kentucky	40-34 (OT)
9/26/02	Florida State	26-20 (OT)
11/14/02	at Southern Miss.*	20-17 (2 OT)
10/4/03	at South Florida*	28-31 (2 OT)
10/15/05	at West Virginia*	44-46 (3 OT)
11/13/10	South Florida*	21-24 (OT)
10/26/12	Cincinnati*	34-31 (OT)
11/24/12	Connecticut*	20-23 (3 OT)
12/5/13	at Cincinnati*	31-24 (OT)

OVERTIME RECORDS

	W-L	Pct.
Overall	5-5	.500
Conference	3-5	.375
Regular Season	5-5	.500
Post-Season	0-0	.000
Home	3-2	.600
Away	2-3	.400
Neutral	0-0	.000
overtime period	4-1	.800
overtime periods	1-2	.333
overtime periods	0-2	.000

FUTURE ACC SCHEDULES

- On Oct. 30, 2023, the ACC released its scheduling model for 2024-30 with the additions of SMU, Stanford and California.
- **2025: HOME:** Boston College, Virginia, Clemson, California | **AWAY:** at Pittsburgh, at Virginia Tech, at Miami, at SMU
- **2026: HOME:** Pittsburgh, Florida State, SMU, Stanford | **AWAY:** at Syracuse, at North Carolina, at NC State, at Georgia Tech
- **2027: HOME:** Syracuse; Wake Forest, Virginia Tech, Clemson | **AWAY:** at Boston College, at Duke, at Miami, at California
- **2028: HOME:** Boston College, NC State, Georgia Tech, California | **AWAY:** at Syracuse, at Virginia Tech, at Clemson, at SMU

3-0 AGAIN

- Jeff Brohm becomes the first Louisville coach to start 3-0 in his first two seasons since Bobby Petrino did so in 2003 and 2004.
- He has guided the Cardinals to consecutive 3-0 seasons after the 31-19 win over Georgia Tech.
- Last season, Louisville opened the year at 6-0 before falling at Pitt.
- The Cardinals look for their second-straight 4-0 season when they play their first road game of the season at Notre Dame, which Petrino also did during those two seasons.
- Louisville went 2-1 last season on the road in true road contests, defeating NC State 13-10 and Miami 38-31.

CARDINALS WELCOME 41 NEWCOMERS

- Louisville welcomed 41 newcomers to the roster this season, 27 transfers and 14 high school student-athletes.
- The Cardinals added 13 players on the offensive side and 14 on defense. Jeff Brohm added five offensive linemen, three tight ends, three wide receivers, one quarterback and one running back.
- On defense, the Cards added six defensive linemen, six defensive backs and two linebackers.
- All 14 of the signed players in December were from high school. Nine of the signees are offensive players (one quarterback, two running backs, two wide receivers, one tight end and three offensive linemen) and five are defensive players (one linebacker, two defensive linemen, and two defensive backs).

FIRST TIME STARTERS

- Louisville had 13 new starters take the field when they opened the year against Austin Peay. Louisville had two new starters against Georgia Tech when Donald Chaney started at linebacker and Tahveon Nicholson made his start at cornerback.
- Louisville has welcomed eight first-time UofL starters on the offensive side of the ball led by quarterback Tyler Shough. Wide receiver Ja'Corey Brooks, running backs Maurice Turner and Donald Chaney, offensive linemen Pete Nygra, Monroe Mills, and Jonathan Mendoza, and tight end Mark Redman were starters.
- Seven players on the defensive side made their first starts at Louisville. Defensive backs Tahveon Nicholson, Tamarion McDonald and Corey Thornton, defensive linemen Myles Jernigan and Rene Konga and line-

NATIONAL RANKINGS

Associated Press

1	Texas	4-0
2	Georgia	3-0
3	Ohio State	3-0
4	Alabama	3-0
5	Tennessee	4-0
5	Ole Miss	3-0
6	Tennessee	4-0
7	Miami	4-0
8	Oregon	3-0
9	Penn State	3-0
10	Utah	4-0
11	Missouri	4-0
12	Michigan	3-1
13	USC	3-1
14	LSU	3-1
15	Louisville	3-0
16	Notre Dame	3-1
17	Clemson	2-1
18	Iowa State	3-0
19	Illinois	4-0
20	Oklahoma State	3-1
21	Oklahoma	3-1
22	BYU	4-0
23	Kansas State	3-1
24	Texas A&M	3-1
25	Boise State	2-1

Coaches Poll

1	Texas	4-0
2	Georgia	3-0
3	Ohio State	3-0
4	Alabama	3-0
5	Tennessee	4-0
5	Ole Miss	3-0
6	Tennessee	4-0
7	Miami	4-0
8	Oregon	3-0
9	Penn State	3-0
10	Utah	4-0
11	Missouri	4-0
12	Michigan	3-1
13	USC	3-1
14	LSU	3-1
15	Louisville	3-0
16	Notre Dame	3-1
17	Clemson	2-1
18	Iowa State	3-0
19	Illinois	4-0
20	Oklahoma State	3-1
21	Oklahoma	3-1
22	BYU	4-0
23	Kansas State	3-1
24	Texas A&M	3-1
25	Boise State	2-1
25	UNLV	3-0

TRACKING THE CARDS

WEEK	AP	CP	CFP
Preseason	RV	NR	-
Week 1	22	24	-
Week 2	19	21	-
Week 3	19	20	-
Week 4	15	17	-

SITUATIONAL RECORDS

	2023	2024
vs. Top 25 opponents	2-1	0-0
vs. Top-10 opponents	1-1	0-0
UL scores first	9-3	2-0
Opponent scores first	1-1	1-0
UL leads after 1st quarter	8-1	2-0
Opponent leads after 1st quarter	0-0	0-0
UL leads at halftime	6-2	3-0
Opponent leads at halftime	3-2	0-0
UL leads after 3rd quarter	6-1	3-0
Opponent leads after 3rd quarter	3-3	0-0
Overtime games	0-0	0-0

LOUISVILLE OFFENSE

SCORING: 20+ points	9-3	3-0
SCORING: 30+ points	7-1	3-0
TOTAL OFFENSE: 400+ yards	6-2	1-0
TOTAL OFFENSE: 500+ yards	2-0	2-0
RUSHING: 200+ yards	4-1	2-0
RUSHING: 300+ yards	1-0	0-0
RUSHING ATT: 40 or more	4-2	0-0
PASSING: 200+ yards	7-2	2-0
PASSING: 300+ yards	3-1	1-0
PASSING ATT: 25 or more	5-4	1-0
1ST DOWNS: at least 20	6-3	2-0
3RD DOWN: convert at least 40%	3-2	2-0
TURNOVERS: two or less	9-2	3-0

LOUISVILLE DEFENSE

SCORING: allow 15 points or less	5-0	2-0
SCORING: allow 20 points or less	6-1	3-0
TO: allow 300 yards or less	5-3	2-0
RUSHING: allow 150 yards or less	8-3	3-0
RUSHING: allow 100 yards or less	6-3	2-0
PASSING: allow 150 yards or less	3-1	1-0
PASSING: allow 100 yards or less	2-1	1-0
1ST DOWNS: allow 15 or less	4-2	1-0
3RD DOWN: opp. con 33% or less	6-3	3-0
TURN: opponent has two or more	5-0	0-0

TEAM COMPARISON

RUSHING YARDS: UL has more	9-2	2-0
PASSING YARDS: UL has more	4-3	2-0
TURNOVERS: UL has fewer	6-0	3-0
TIME OF POSSESSION: advantage	7-3	1-0
FIRST DOWNS: UL has more	6-3	2-0
PENALTIES: UL has fewer	4-1	1-0
SPECIAL TEAMS TD: UL scores	1-0	1-0

LOUISVILLE INDIVIDUALS

RUSHING: 100-yard rusher	6-1	1-0
PASSING: 200-yard passer	7-2	2-0
RECEIVING: 100-yard receiver	2-1	1-0
RUSH/PASS: 100-rush/200-pass	3-0	1-0

backers Stanquan Clark and Antonio Watts were in the starting lineup.

TRUE FRESHMAN

- Louisville had all 14 of its true freshmen who signed during the winter recruiting period see action in the season-opening win over Austin Peay.
- The stars of the game were the two true freshmen running backs who combined to rush for 209 yards and a pair of touchdowns in the 62-0 win. Isaac Brown ran for 123 yards and Duke Watson added 86 in the victory.
- Quarterback Deuce Adams, wide receiver Shaun Boykins, offensive linemen Fred Johnson, Jimmy William and Ransom McDermott and tight end Dylan Messman played on the offense.
- Linebacker Trent Carter, defensive lineman Xavier Porter and defensive backs Rae'mon Mosby and Jathan Hatch played on defense.
- A total of 100 players made an appearance versus Austin Peay.

NON-CONFERENCE ACTION

- Louisville will play the third of its four non-conference games when travels to Notre Dame on Saturday.
- Since joining the Atlantic Coast Conference, the Cardinals are 30-18 in non-conference action, including a 3-3 record last season.
- Head coach Jeff Brohm is 15-11 in non-conference action as a Power 4 head coach, which includes a 5-3 record at Louisville,

CONSISTENCY

- Head coach Jeff Brohm was one of the few staffs in the nation that kept his entire full-time coaching staff intact from a year ago,
- Brohm kept all five coaches on the offensive side in Brian Brohm, Charis Barclay, Garrick McGee, Richard Owens and Ryan Wallace.
- On the other side of the football, Brohm also retained the entire group in Ron English, Steve Ellis, Mark Hagen, Mark Ivey and Karl Maslowski.

SPREADING THE BALL AROUND

- Louisville has shown the ability to spread the football around the field over the first three games. A total of 17 different players have caught the football this season.
- In the season opener versus Austin Peay, the Cardinals saw 15 different players record receptions and 12 different players recorded receptions in the victory over Jacksonville State, while eight caught passes versus Georgia Tech.
- Nine players have caught at least three passes for the Cardinals this season, with Ja'Corey Brooks leading the way with 13.

NUMBERS TO KNOW

17.5 Ja'Corey Brooks ranks 14th nationally with a 17.5 yards per catch average. He owns six receptions of 20 or more yards.

76 Tyler Shough has thrown 76 passes without an interception to open his career. The seventh-year senior has eight TD passes in three games.

21 The Cardinals haven't allowed a first quarter score in the last 21 opening drives.

26 Louisville has 26 tackles for loss in its first three games of the season.

HUGGINS-BRUCE RETURNS

- The Cardinals received a lift to the offense when wide receiver Amhari Huggins-Bruce returned to the Louisville football program after transferring to South Carolina. Huggins-Bruce arrived back to campus the week of the season opener against Austin Peay.
- Since his return, Huggins-Bruce has caught three passes for 23 yards in the first three games. He's caught one pass in each of the first three games.
- In four seasons, Huggins-Bruce has caught 83 passes for 1,044 yards and 10 touchdowns in 41 career games. He caught a career-best 31 passes for 365 yards and two touchdowns.

POINTS APLENTY

- Louisville returns to non-conference action ranked 12th nationally with a scoring average of 47.3 points per game, the 12th-best total nationally. The Cardinals have scored 30 or more points in the first three games and 11th in 17 games under head coach Jeff Brohm.
- The Cardinals have scored on 19 of 33 drives this season, which is a 57.6 percent scoring average through three games. Seven of the 19 scoring drives have been of 70 or more yards.
- Louisville has scored in 18 consecutive quarters, longest streak since scoring in the final 25 quarters of the 2017 season.
- The Cards have opened the season with a pair of 35-point wins for the fifth time in school history and the first time since 2013.
- The 142 points scored in the first three games is the most since 2016 when Lamar Jackson led the team to 195 points the first

OFFENSIVE NOTES

three wins of the year.

ACC PRESEASON POLL

Rank	Team	Points
1.	Florida State (81)	2708
2.	Clemson (55)	2657
3.	Miami (17)	2344
4.	NC State (8)	2318
5.	Louisville	1984
6.	Virginia Tech (5)	1968
7.	SMU	1798
8.	North Carolina	1712
9.	Georgia Tech (1)	1539
10.	Cal (2)	1095
11.	Duke	1056
12.	Syracuse	1035
13.	Pitt	1016
14.	Boston College (1)	890
15.	Wake Forest	784
16.	Virginia	629
17.	Stanford	477

2024 Preseason All-ACC Football Team

QB: Cam Ward, Miami (85)
RB: Omarion Hampton, North Carolina (114)
RB: Jaydn Ott, Cal (70)
WR: Kevin "KC" Concepcion, NC State (119)
WR: Xavier Restrepo, Miami (93)
WR: Elic Ayomanor, Stanford (42)
TE: Oronde Gadsden II, Syracuse (48)
AP: Jaydn Ott, Cal (49)
OT: Darius Washington, Florida State (93)
OT: Blake Miller, Clemson (53)
OG: Willie Lampkin, North Carolina (64)
OG: Michael Gonzalez, Louisville (56)
C: Maurice Smith, Florida State (62)

DE: Ashton Gillotte, Louisville (52)
DE: Rueben Bain, Jr., Miami (49)
DT: Joshua Farmer, Florida State (75)
DT: Aeneas Peebles, Virginia Tech (64)
LB: Barrett Carter, Clemson (129)
LB: Francisco Mauigoa, Miami (72)
LB: Marlowe Wax, Syracuse (67)
CB: Dorian Strong, Virginia Tech (65)
CB: Aydan White, NC State (56)
S: Jonas Sanker, Virginia (73)
S: R.J. Mickens, Clemson (44)
PK: Andres Borregales, Miami (92)
P: Alex Mastromanna, Florida State (81)
SP: Brashard Smith, SMU (36)

2024 ACC Preseason Player of the Year

Rank	Name, Position, School
1.	Cam Ward, QB, Miami (71)
2.	Omarion Hampton, RB, UNC (38)
3.	Barrett Carter, LB, Clemson (15)
4.	Kyron Drones, QB, Virginia Tech (13)
5.	Haynes King, QB, Georgia Tech (12)
6.	Jaydn Ott, RB, Cal (8)L
7.	Ashton Gillotte, DL, Louisville (5)

TOUCHDOWN PASSES AND NO PICKS

- Quarterback Tyler Shough has had a fast start to his Louisville career. The seventh-year senior is one of only three quarterbacks in program history to start his Louisville career with at least 75 pass attempts before his first interception, joining Mike Watkins (83 attempts) and Johnny Unitas (78).
- Shough is one of only seven quarterbacks across the country to throw eight or more touchdown without an interception this season. Luke Altmeyer from Illinois has 10 touchdown passes and no picks, while Gio Lopez of South Alabama is second with nine.
- Shough is one of five quarterbacks with eight touchdown passes without an interception.
- The native of Chandler, Ariz., has five touchdown passes of 20 or more yards, including the 57-yarder to Ja'Corey Brooks last Saturday versus Georgia Tech.

STAYING AHEAD OF THE CHAINS

- In order to be a good offensive unit, the group has to make sure they stay ahead of the chains. Louisville has done just that, avoiding tackles for loss and sacks through three games of the 2024 season. Louisville has allowed just 11 negative plays on 179 offensive snaps this year.
- The Cardinals have yielded just nine tackles for loss and two sacks this season. Louisville ranks ninth nationally allowing an average of 3.0 tackles for loss per game and 11th in sacks allowed with just two.
- In the win over Georgia Tech, the Cards didn't allow a sack and yielded just three tackles for loss for a total of seven yards.
- Louisville averaged 4.5 yards a play on first down in the 31-19 win over Georgia Tech.

A NEW STARTER

- For the second-straight year, head coach Jeff Brohm introduced a new starting quarterback in transfer Tyler Shough, who is off to a 3-0 start. The seventh-year player has thrown for 850 yards and eight touchdowns through the three wins to start the year.
- The Chandler, Ariz., native has only thrown the football 76 times, which is the 79th fewest in the country. He's sixth nationally in yards per attempt at 11.2 and 20th with those eight touchdown throws.
- Shough is the first quarterback in Louisville history to throw eight touchdowns without an interception in the first three games of the season.
- Shough is averaging 283.3 yards per game through the air and is completing 68.4 percent of his passes, which is 26th nationally. He's thrown for over 230 yards in each of the first three games and has at least two touchdown passes in each of those games.
- Securing the team's win in the conference opener, Shough went 13-of-19 for 269 yards and two touchdowns, throwing a 37-yard TD to Chris Bell and a season-long 57-yarder to Ja'Corey Brooks.
- In the win over Jacksonville State, Shough completed 21-of-33 passes for 349 yards and a pair of touchdowns. It was the sixth 300-yard game of his career and the 10th multi-touchdown game.
- In his debut, Shough went 18-of-24 for 232 yards and four touchdown passes. Shough tied Browning Nagle's school record for most TD passes in a UofL starting debut with four.
- Shough's 232 yards passing was the highest first-half total for a QB in his UofL starting debut since Jay Gruđen threw for 234 yards in the first half vs. WKU in 1986.
- In seven seasons between three schools, Shough has thrown for 5,475 yards and 44 touchdowns, while completing 63.4 percent of his passes.
- In three seasons at Texas Tech, Shough passed for 2,922 yards and 20 touchdowns. His best year came in 2022 when he threw for 1,304 yards and seven scores. In his last two games of that season, Shough combined to complete 55-of-89 passes for 687 yards and three scores. He threw for a career high 436 yards and two scores against Oklahoma, while completing 31-of-50 passes.
- At Oregon, Shough passed for 1,703 yards and 16 touchdown passes. He threw for 1,559 yards and 13 touchdowns, while completing 63.5 percent of his passes for the Ducks.
- With the Ducks in 2020, Shough was consistent in his first five games, passing for over 200 in a all five contests. In a win over UCLA, Shough passed for 334 yards and three touchdowns and was 21-of-30 for 312 yards with career high four touchdowns.

ACC LEADER

- With Caullin Lacy out with an injury, the Cardinals were looking for a go-to-receiver, and they might have found it in wide receiver Ja'Corey Brooks, a transfer from Alabama. The senior leads the team with 17 receptions for 297 yards and two touchdowns, averaging 99.0 yards per

OFFENSIVE NOTES

game which leads the ACC and is the 14th-best total in the country.

- In the win over Georgia Tech, Brooks led all receivers with four receptions for a career-high 125 yards and a TD. It was his second career 100-yard game and first at Louisville. He put the Cards ahead for good with an acrobatic 57-yard touchdown reception in the third quarter to put the Cards ahead 24-17.
- The Bradenton, Fla., native is eighth in the Atlantic Coast Conference in receptions per game at 5.7 and is seventh in the league with an average of 17.5 yards per reception.
- In his first game with the Cards, Brooks caught seven passes for 86 yards and a nine-yard touchdown in the victory over Austin Peay.
- In the win over Jacksonville State, WR Ja'Corey Brooks led all receivers with six receptions for 89 yards.

BELL WITH THE BIG PLAY

- Coming into the 2024 season, wide receiver Chris Bell had caught 36 passes for 512 yards in and two touchdowns, an average of 14.2 yards per reception.
- Through three games of the 2024 season, Bell has been about the big play. While the junior only has six receptions for 167 yards, Bell is leading the ACC and is third nationally with an average of 27.8 yards a catch. He scored the first offensive touchdown of the game when he scored from 37 yards out to put the Cards ahead 14-7 in the second quarter.
- Both of Bell's touchdowns have been scored from 30 or more yards. He caught a 37-yarder in the 31-19 win over Georgia Tech and also scored from 48 yards against Jacksonville State in a 49-14 win.

FRESHMAN BACKS PICKING UP THE YARDS

- The Cards lost both of their running back to the NFL, and were going to have to rely on a pair of freshman in Isaac Brown and Duke Watson. While both rookies, the two have combined to run for 314 yards and three touchdowns to start their collegiate career.
- Watson has a team-high 173 yards, while Brown has added 141. However, the two have produced big plays.
- Louisville has two of the top five running backs in yards per carry in Brown and Watson.
- Watson ranks third in FBS with an average of 11.8 yards per carry, while Brown is fourth at 10.8 yards an attempt.
- Brown owns the longest run of the season with a 77-yard rush, while Watson has the second longest with a 58-yard scamper.
- Brown became the first Louisville true freshman to rush for a TD since Keyjuan Brown did so vs. Murray State early last season. He posted the top mark by a freshman nationally and the 22nd-best by any back with 123 yards and his 24.6 yards per carry ranks third among all rushers nationally.
- Watson rushed for 86 yards and a TD on six carries versus Austin Peay and is second on the team with 137 yards and a pair of touchdowns. Watson and Brown are the third and fourth UofL true freshmen to rush for a TD in a season opener since 1970, following Larry Stricklin in 1985 and Anthony Allen in 2006.
- Watson is one of only three freshmen in the past 94 years to rush for a TD in Louisville's first two games of a season, joining Lamar Jackson (2015) and Tom Lucia (1947).

OFFENSE IN THE TOP 15

- Despite being held to a season low 326 yards of offense in the win over Georgia Tech, the Louisville offense remains in the top 15 with an average of 502.3 yards per game.
- The total offensive number against Georgia Tech is deceiving because the Cardinals ran a season low 46 plays, which was also the lowest number since running 45 in a 12-7 loss at Notre Dame in 2020. It was also the lowest amount of plays run in a win since 2004 when the Cards dominated Cincinnati 70-7 at L&N Stadium.
- The Cards totaled 610 yards of total offense, its second highest total under Jeff Brohm, in the 49-14 win over Jacksonville State.
- Louisville is averaging 8.4 yards per play this season, which is the fourth-best total in the country. The Cards are 18th with 23 plays of 20 or more yards and 11th with 13 of 30 or more yards through the first three games of the season.
- The passing game has been one of the best in the country, ranking 18th with an average of 308.0 yards per game, while also sitting 19th in the country by averaging 14.7 yards a reception.
- Despite being held to 2.1 yards per carry against Georgia Tech, the Cards are ninth nationally with an average of 6.41 yards per carry.

UOFL FOOTBALL BOWL HISTORY

All-Time Record: 553-497-17

All-Time Conference Record: 172-164-4

Year	Bowl	Result
2023	Holiday Bowl	Lost to USC 42-28
2022	Fenway Bowl	Def. Cincinnati, 24-7
2021	First Responder	Lost to Air Force, 28-21
2019	Music City	Def. Mississippi State, 38-28
2017	Tax Slayer	Lost to Mississippi St., 27-31
2016	Camping World	Lost to LSU, 29-9
2015	Music City	Def. Texas A&M, 27-21
2014	Belk	Lost to Georgia, 37-14
2013	Russell Athletic	Def. Miami, 36-9
2013	Sugar	Def. Florida, 33-23
2011	Belk	Lost to NC State, 24-31
2010	Beef 'O' Brady's	Def. Southern Miss., 31-28
2007	Orange	def. Wake Forest, 24-13
2006	Gator	Lost to Virginia Tech, 24-35
2004	Liberty	def. Boise State, 44-40
2003	GMAC	Lost to Miami (OH), 28-49
2002	GMAC	Lost to Marshall, 15-38
2001	Liberty	Def. BYU, 28-10
2000	Liberty	Lost to Colorado State, 17-22
1999	Humanitarian	Lost to Boise State, 31-34
1998	Motor City	Lost to Marshall, 28-49
1993	Liberty	Def. Michigan State, 18-7
1991	Fiesta	Def. Alabama, 34-7
1977	Independence	Lost to Louisiana Tech, 14-24
1970	Pasadena	Tied Long Beach St., 24-24
1958	Sun	Def. Drake, 34-20

CARDS IN THE PROS

Player	Pos	Team
Clark, KeiTrel	CB	Arizona
Cunningham, Malik	WR	Baltimore
Jackson, Lamar	QB	Baltimore
Plummer, Jack	QB	Carolina
Rankins, Sheldon	DT	Cincinnati
Thrash, Jamari	WR	Cleveland
Hudson, Bryan	C	Detroit
Alexander, Jaire	CB	Green Bay
Jordan, Jawhar	RB	Houston
Abdullah, Yasir	LB	Jacksonville
Atwell, Tutu	WR	Los Angeles Rams
Duck, Storm	CB	Miami
Becton, Mekhi	OT/OG	Philadelphia
Fitzpatrick, Dez	WR	Pittsburgh
Guerendo, Isaac	RB	San Francisco
Diaby, Yaya	OLB	Tampa Bay
Brownlee Jr., Jarvis	CB	Tennessee
Christian, Geron	OT	Tennessee

TURNOVER CHART

Game	UL	Opp	Mar
Austin Peay	0	2	+2
Jacksonville St.	0	1	+1
Georgia Tech	0	1	+1
Notre Dame	-	-	-
SMU	-	-	-
Virginia	-	-	-
Miami	-	-	-
Boston College	-	-	-
Clemson	-	-	-
Stanford	-	-	-
Pitt	-	-	-
Kentucky	-	-	-
Totals	-	4	+4

OFFENSIVE/DEFENSIVE NOTES

30 IS A GOOD NUMBER

- In the first two seasons in Jeff Brohm’s offense, the Cardinals are averaging 32.7 points per game after scoring 31 points in the win over Georgia Tech —the team’s third-straight game scoring over 30 points. Louisville used a 62-point outburst versus Austin Peay and the 49 points versus Jacksonville State. Thirty points has been the magic number for the Cardinals as they are now 10-1 in games when they scored 30 or more points since Jeff Brohm took over, losing only once in a 38-31 loss at home to Kentucky.
- The 62 points in the win over Austin Peay were the most points scored by a Brohm coached team, besting the 56 points scored in wins over Murray State and Boston College last season.
- The Cards have tallied 20 or more points in 15 of 17 games with Brohm on the sidelines.
- Louisville was 1-1 in contests where they scored 15 or less points, defeating NC State 13-10 and losing to Florida State 16-6 in the ACC title game.

PASSING GAME ON TARGET

- The Cardinals have been efficient throwing the football through the first three games of the season. The Cards enter Saturday’s contest ranked eighth nationally and third in the ACC in passing efficiency with a 189.79 rating.
- As a team, the Cardinals are ranked ninth by completing 71.6 percent of their passes and are sixth in the country averaging 10.5 yards a pass attempt.
- Louisville is one of 14 teams who have yet to toss an interception this season. The Cardinals have yet to throw a pick in their first 88 pass attempts.
- Quarterback Tyler Shough is sixth in the country and second in the ACC in passing efficiency and ranks eighth in the nation and leads the ACC by averaging 16.4 yards per completion.
- The seventh-year quarterback ranks 12th in the country with 16 pass completions of 20 or more yards; 11th with eight of 30 or more yards and seventh with five of 40 yards or better.

FRESHMAN TIGHT END MAKING AN IMPACT; REDMAN SOLID ADDITION

- Tight end Jamari Johnson was a highly recruited player coming out of California, and his talent is coming to the forefront as he gets his first opportunity for playing time. The 6-foot-5, 260-pounder leads the tight ends with five receptions for 69 yards through three games.
- The tight end from Inglewood, Calif., caught two passes for 20 yards in the win over Georgia Tech.
- Mark Redman has caught three passes for 45yards this season, two receptions that have ended up in the end zone. He made a leaping 21-yard catch in the end zone highlight his debut versus Austin Peay and added a 12-yard reception in the victory over Jacksonville State.
- Redman caught 58 passes for 633 yards and five scores during his time at San Diego State. Last season, Redman was selected second team All-Mountain West after led the team with 37 catches, 394 receiving yards and three receiving touchdowns. He recorded multiple receptions in 11 of the 12 games this season.

RUN TO WIN

- Known for his ability to get the football down the field, Brohm’s 2023 offense displayed its prominence to run the football. Brohm’s team rushed for 293 yards in the win over Austin Peay — the second-best total in Brohm’s brief tenure at Louisville and added 233 yards in the win over Jacksonville State.
- Louisville ranks 37th nationally and is fifth in the ACC with an average of 194.3 yards per game and are tied for 38th in the country with eight rushing touchdowns.
- Louisville is averaging a solid 6.4 yards per carry, which ranks ninth in the country.
- Louisville has totaled three runs of over 40 yards, which is the eighth-best total nationally.
- On the flip side, the Cards were held to 57 yards on the ground in the win over Georgia Tech, winning for only the second time in 10 years (NC State 2023) when rushing for fewer than 60 yards. It was only the second time in 17 games under Jeff Brohm that the Cards rushed for less than 70 yards.

PUSHING THE THE BALL DOWN THE FIELD

- The Cardinals have done a good job getting the ball down the field in the passing game in the first three games of the season. Louisville totaled 32 passes of 10 or more yards and 16 of 20 or more yards through the air. The Cardinals are third in the ACC and 19th in the nation in passing yards per completion, averaging 14.7 per completion.
- The Cardinals have seven players averaging 13.0 yards per reception. Chris Bell is averaging an eye-popping 27.8 yards per catch, while Ja’Corey Brooks is second at 17.5 yards a catch.
- Running back Donald Chaney is averaging 17.0 yards per reception and tight end Mark Redman is averaging 15.0 yards a catch.

DEFENSIVE NOTES

RECORDING LOUISVILLE

100-Yard Rushing Games

Donald Chaney (1)	106 vs. Georgia Tech, 2023
Isaac Brown (1)	123 vs. Austin Peay, 2024

100-Yard Receiving Games

Caullin Lacy (10)	139, SE Louisiana, 2023
	104, at Oklahoma State, 2023
	132, Central Michigan, 2023
	132, at James Madison, 2023
	156, La.-Monroe, 2023
	103, Southern Mississippi, 2023
	131, Louisiana, 2023
	126, Marshall, 2023
	106, Georgia Tech, 2023
	112, Louisiana, 2022
	133, Louisiana-Monroe, 2022

Ja'Corey Brooks (2)	125, vs. Georgia Tech, 2024
	117, Vanderbilt, 2022

TURNOVER FREE

- One of the keys to Louisville's 3-0 start has been the lack of turnovers. The Cardinals are just one of three teams in the country that have yet to turn the football over this season, joining Indiana and Georgia.
- Louisville opens a season without an interception through three games for the first time since 2012.
- Louisville ranks 10th nationally in turnover margin at +4, creating two fumbles lost and a pair of interceptions. Quincy Riley and T.J. Capers with the lone interceptions this season.
- Louisville's four turnovers created is only 73rd-best nationally.

GILLOTTE MOVING HIS WAY UP

- ▶ Defensive lineman Ashton Gillotte has been a sack machine and added one to his total in the win over Austin Peay. Gillotte added one sack to up his total to 23. Gillotte got his 23rd career sack to move into a tie with Marcus Jones for 9th place on Louisville's career sacks list.
- Gillotte has recorded 32.5 career TFL to move into ninth place on UofL's career TFL list.
- The fourth-year senior recorded a career high 11 sacks last season, which ranked eighth in the country.
- The second-team All-American recorded sacks in seven games last season, including a career best 3.0 sacks in a win over Boston College.
- Gillotte would have to have a huge season to break Dewayne White's school record of 37.5. Gillotte is 14.5 sacks away from breaking a school record that has stood for the last 22 years.
- The native of West Palm Beach, Fla., was named preseason All-ACC and was seventh in the league's preseason Player of the Year voting.

Career Sacks Leader

1.	37.5	Dewayne White	2000-02
2.	32	Elvis Dumervil	2002-05
3.	31	Michael Josiah	1999-2001
4.	29	Kendrick Gholston	1994-97
5.	27	Mike Flores	1987-90
6.	25	Joe Johnson	1991-93
7.	24	Marcus Smith	2010-13
8.	23.5	Yasir Abdullah	2018-22
9.	23	Ashton Gillotte	2021-
	23	Marcus Jones	2001-04

INTERCEPTION KING

- Teams are starting to learn to not throw the football in the direction of cornerback Quincy Riley. In 46 career games at Middle Tennessee and Louisville, Riley has registered 14 career interceptions after recording one in the win over Jacksonville State — the seventh since transferring to Louisville for the 2022 season.
- The ACC Honorable Mention performer from 2023 recorded three interceptions after registering three during the 2022 season. He had two interceptions in a win over Wake Forest, including a 90-yard touchdown return in a 48-21 victory over the No. 10 Demon Deacons.
- Prior to joining the Cardinals, Riley played three seasons at Middle Tennessee where he recorded six career interceptions, including a career best five picks in 2021 when he was voted a first team All-Conference USA performer.

STOPPING THE RUN

- The Cardinals continue to be solid against the run during the tenure of defensive coordinator Ron English. Louisville enters Saturday's contest against Notre Dame ranked 18th nationally and third in the ACC yielding an average of 87.3 yards per game. Notre Dame brings the 18th-best best rushing offense in the country averaging 238.2 yards per game.
- Louisville limited Georgia Tech to 98 yards, holding them to an average of 2.6 yards per carry.
- Louisville held Austin Peay to 34 yards on the ground in the season opener, which was the seventh fewest yards allowed nationally through week one.
- The Gobs averaged 1.0 yards per carry for the game, which also was the seventh-best total. The longest run was just 11 yards in the win.
- The 34 yards allowed were the 10th time in 16 games that the Cards allowed fewer than 100 yards to an opponent.
- The 34 yards allowed on the ground were the lowest yards allowed during the Jeff Brohm era, besting the 55 yards allowed in last season's season opener.
- In 17 games as the defensive coordinator, English's defensive is giving up an average of 97.6 yards per game on the ground. English's defense has allowed a team to rush for over 100 yards in six of 17 games over the last two seasons.

DEFENSIVE NOTES

ON THIS DATE...

SEPT. 28

Record: 1-6
Streak: L1
Last Time: S, Mississippi, L, 7-24

Series Meetings

Year	Opponent	Site	Result	Score
1935	Butler	A	L	0-29
1940	Cincinnati	A	L	0-7
1963	North Texas	A	L	6-26
1974	Cincinnati	A	L	6-7
1985	Houston	H	L	27-49
1991	S. Mississippi	H	W	28-14
1996	S. Mississippi	H	L	7-24

NOTABLE

- When the Cards visited Michigan State in 1996, the home crowd got what they hoped for in the first half as Nick Saban's Spartans took a 10-0 lead into the locker room.
- Louisville, on the other hand, lost starting quarterback Jason Payne to a shoulder injury in the first half and rushed for only 8 yards in 17 first-half attempts.
- It was up to freshman quarterback Chris Redman to guide Louisville's offense the rest of the way, and he got help from an unexpected source as cornerback Sam Madison lined up at wide receiver. Madison caught two passes, a 51-yard strike for a touchdown and a 71-yard gain to the 2-yard line which set up a TD pass from Redman to tight end Ibn Green.
- Running back Donnell Gordon contributed two TDs on a 45-yard pass from Redman and a 7-yard run. UofL held Michigan State to 10 points after halftime to ensure its 30-point second-half explosion was enough to win.
- Redman completed 18 of 27 passes for 325 yards and three touchdowns in the first extended action of his college career.

WELL-ROUNDED

- The Cardinals have been solid on both sides of the football, ranking in the top 15 two offensive and two defensive categories.
- UofL is one of eight teams in the nation to rank inside the top 25 nationally in total offense and defense, while also ranking in the top 15 in both scoring offense and defense.
- Louisville joins Alabama, Indiana, Miami, Ohio State, Ole Miss, Tennessee and Texas.
- The Cardinals are averaging 47.3 points per game and are allowing just 11.0 points per game, totaling 502.3 yards of total offense and allowing just 268.7 yards per game.
- In the win over Georgia Tech, Louisville scored touchdowns on offense, defense, and special teams in a game for the first time since doing so in a 31-10 win at Connecticut in 2013.

GOOD PICK UP

- The Cardinals had a late addition to the roster when defensive lineman Tramel Logan joined the squad when camp started. A transfer from USF, Logan played in 46 games with the Bulls and was a solid veteran addition.
- In the first three games, Logan has recorded 11 tackles and leads the team with 3.0 sacks and a team high 5.0 tackles for loss. He posted his best game yet in the win over Georgia Tech, recording a season high seven tackles and a pair of tackles for loss in the win over Notre Dame.
- Logan recorded 2.0 sacks in the opener against Austin Peay and added one in the victory over Jacksonville State.
- The Miami native is tied for 21st nationally with 3.0 sacks through the first three games of the year.
- Last season with the Bulls, Logan finished season with 33 tackles (13 solo), 7.0 TFL, 1.5 sacks, one interception (returned 22-yards for a touchdown), and two fumble recoveries for a USF record 131 yards. He logged his first career touchdown at Navy (9/30) when he recovered a fumbled snap and returned it 70 yards

THIRD DOWN SUCCESS

- The Cardinals were one of the best last season long on third and fourth down defense last season, and are off to a great start in 2024.
- The Cards held Georgia Tech to just 4-of-15 on third down, including holding the Yellow Jackets to 2-of-8 on third down and less than four yards.
- Louisville limited Austin Peay to 4-of-15 on third down in the 62-0 win and limited Jacksonville State to 2-of-12.
- The Cards rank ninth nationally in third-down defense, limiting opponents to a 23.8 conversion rate.
- Last season, Louisville finished ranked 10th nationally in third down defense, allowing opponents to convert on a 29.3 percent rate.

QUINN LOOKING TO GO BACK TO BACK

- With six tackles in the win over Georgia Tech, linebacker T.J. Quinn has taken over as the team's top tackler with 14 tackles. He also posted five in the win over Jacksonville State.
- Quinn was the team's top tackler after recording 92 stops in his first year as a starter. He opened the 2024 season with three tackles against Austin Peay and added five in the win over Jacksonville State.
- The junior recorded four double-digit tackle games in 2023, including a string of three in a row. In a 13-10 road win over NC State, Quinn reached a then career high 11 tackles, followed by 10 against Notre Dame. He completed the string with a new career high of 12 against Pitt.
- Quinn notched his final game of 10 or more stops with 11 against Florida State in the ACC title game.
- The Georgia native closed his first season as a starter ranked ninth in the ACC with 6.6 tackles per game.

GILLOTTE EARNS TOP HONORS

- The preseason accolades keep rolling in for senior defensive lineman Ashton Gillotte, who was tabbed a first team Preseason

AT THE START

OPPONENT	COIN TOSS	CHOICE	UL 1ST DRIVE	OPP FIRST DRIVE	GAME CAPTAINS
Austin Peay	Lost	Received	FG	Punt	Michael Gonzalez, Ashton Gillotte
Jacksonville St.	Lost	Received	TD	Punt	Chris Bell, Quincy Riley
Georgia Tech	Lost	Kick	Missed FG	Punt	Tyler Shough, T.J. Quinn
Notre Dame					
SMU					
Virginia					
Miami					
Boston College					
Clemson					
Stanford					
Pitt					
Kentucky					

DEFENSIVE NOTES

Jackets scored on their second possession.

FROM WALK-ON TO STARTER

- Defensive lineman Ramon Puryear earned a full scholarship to play football at Louisville after walking on his first two seasons from Eastern High School in Louisville.
- Puryear became the first Louisville player to have two fumble return touchdowns in a season since Deon Palmer in 2005, scoring on a fumble recovery in the end zone.
- Puryear also played in his 55th game, ninth most on the Louisville career list, and had a solo tackle.
- After playing 14 games over the 2019 and 2020 seasons, former head coach Scott Satterfield awarded Puryear a full ride in the spring of 2021 after a 2020 campaign that saw him appear in 10 contests.
- Since the start of the 2021 season, Puryear has recorded 45 tackles, 9.5 tackles for loss and 6.5 sacks over that span to help the Cardinals play in three consecutive bowl games.
- The 2023 season was Puryear's best, recording 21 tackles, 6.0 tackles for loss and 4.0 sacks in helping the Cards capture its first 10-win season since 2013.

TOP 15 IN SACKS

- The Cards' pass rush has been on display in the first three games of the season, recording 9.0 sacks, which is 14th in the country.
- Louisville logged seven sacks in the 62-0 win over Austin Peay, the most since getting seven vs. Cincinnati in the 2022 Fenway Bowl, and 14 tackles for loss, the most since an equal number vs. Kent State in 2017.
- Newcomer Tramel Logan, a transfer from USF, leads the team with 3.0 sacks, while Jared Dawson and Tamarion McDonald are tied for second. Thor Griffith, Jared Dawson and Ashton Gillotte added sacks against Austin Peay.
- Over the last two seasons, the Cardinals have recorded 43 sacks in 17 games.

BLOCK THAT KICK

- The Cardinals head into Saturday's game versus Notre Dame as the national leader in blocked kicks with three. Louisville is one of four teams, joining Colorado, Louisiana-Monroe and Eastern Michigan with three blocked kicks in the first three games.
- Tayon Holloway blocked a field goal and returned it 55 yards for a TD against Georgia Tech, while Dan Foster and Devin Neal have blocked punts this season.
- The three blocked kicks are the most by the Cards since they blocked four during the 2011 season.

All-American by CBS Sports and a second-team honoree by The Sporting News. He also was a first team All-ACC preseason selection for the first time in his career and earned votes as the Player of the Year in the conference.

- A second team All-American last season, Gillotte is coming off his best season, recording 11.0 sacks and 14.5 tackles for loss. He recorded a career best 3.0 sacks and 3.5 tackles for loss in a win over Boston College last season. His 11.0 sacks were ranked eighth nationally as the native of Boca Raton, Fla., was a runner-up for the ACC's Defensive Player of the Year Award and was a first team all-conference honoree.

UPGRADING THE SECONDARY

- The Cardinals were relatively thin in the secondary last season so the staff upgraded the position in the offseason by adding a safety and three corners to the mix.
- Tamarion McDonald is one of the team's top safeties added to the roster, and has worked his way into the rotation. He's started the first three games and has totaled 13 tackles and 3.0 tackles for loss. He opened the season with three tackles and recorded a pair of sacks in the win over Austin Peay. The Tennessee transfer had appeared in 43 career games with the Volunteers and Cardinals, recording 119 tackles and four interceptions. He played in 10 games in 2023 and recorded 40 tackles and 3.5 tackles for loss.
- UCF transfer Corey Thornton got the nod as the other starting cornerback in two contests and has recorded eight tackles. He has played in 49 career games, making 39 starts. In four seasons, Thornton has recorded 147 tackles and four interceptions. He totaled 27 tackles with the Knights in 2023 and registered 12 pass break-ups.
- Tahveon Nicholson, a transfer from Illinois, joined the Cardinals in the spring and has 13 tackles in the first three games. The 185-pound junior played in 12 games for the Illini in 2023, recording 36 tackles and six pass break-ups. He played three seasons at Illinois and does have two seasons remaining.
- Tayon Holloway, a transfer from North Carolina, blocked a field goal and returned it 55 yards for a TD in the win over Georgia Tech. It was Louisville's first blocked field goal return for a TD came on Andrew Johnson's 82-yard return in a 38-35 win at West Virginia in 2011.

HOLDING THEM SCORELESS

- The Louisville defense continues its streak of holding opponents scoreless on their first possession to 21 games when Georgia Tech punted on its first possession.
- Louisville has allowed one first quarter touchdown this season when the Yellow

MOST SENIOR STUDENT-ATHLETES

Eastern Michigan	39
South Carolina	38
Indiana	36
Louisville	34
Oklahoma State	34
Hawaii	33
NIU	32
Bowling Green	32
New Mexico	30
Florida Atlantic	28
Auburn	28
Georgia Southern	28
Utah	28
Stanford	26
Baylor	25
Utah State	25

Seniors Who Have Played Entire Career at I School

Stanford	23
Navy	23
NIU	21
Bowling Green	17
Iowa	17
Oklahoma State	16
Eastern Michigan	15
Louisville	8

LOUISVILLE VERSUS THE ACC

Opponent	First	Last	W	L	T
Boston College	1986	2023	9	7	0
California	-	-	-	-	-
Clemson	2014	2022	0	8	0
Duke	2002	2023	4	0	0
Florida State	1952	2023	6	18	0
Georgia Tech	2018	2024	2	2	0
Miami (Fla.)	1933	2023	4	11	1
North Carolina	1988	2017	5	3	0
NC State	1951	2023	9	4	0
Pittsburgh	1976	2023	9	11	0
SMU	1983	1984	0	2	0
Stanford	-	-	-	-	-
Syracuse	1985	2022	13	8	0
Virginia	1988	2023	7	5	0
Virginia Tech	1979	2023	3	6	0
Wake Forest	2007	2022	7	3	0



#9 TYLER SHOUGH

CAREER NOTABLES

- Played three seasons at Texas Tech
- Passed for 2,922 yards and 20 touchdowns in three seasons for Red Raiders.
- Thrown for 5,475 yards and 44 touchdowns in 33 career games,
- 8-1 as a starting quarterback at Texas Tech and 15-4 over his collegiate career
- Perfect 8-0 as a starter at Texas Tech in games he has finished
- Passed for 1,703 yards and 16 touchdowns at Oregon.

2024

- Went 13-of-19 for 269 yards and a pair of touchdowns in the win over Georgia Tech.
- Passed for 349 yards and two scores in the win over Jacksonville State.
- Completed 18-of-24 passing for 232 yards, four touchdowns, and no interceptions, playing only the first half.
- Tied Browning Nagle's school record for most TD passes in a UofL starting debut with four.
- 232 yards passing was the highest first-half total for a QB in his UofL starting debut since Jay Gruden threw for 234 yards in the first half vs. WKU in 1986

2023

- Threw for 746 yards and seven touchdowns in 2023
- Pushed the Red Raiders to an undefeated record as the starting quarterback in 2022
- appeared in seven games overall with five starts, all wins
- Missed six games early in the season due to a shoulder injury suffered during the opener against Murray State

2022

- Closed the year 106-of-177 overall for 1,304 yards and seven touchdowns in 2022
- Averaged 243.8 passing yards per game in contests he started as well as 300.0 yards of total offense per game.

2021

- Departed the season opener versus Murray State (9/3) early in the second quarter following a shoulder injury
- Returned to the starting lineup against Kan-

sas, leading the Red Raiders to a victory to start a four-game winning streak to end the season after completing 20-of-33 passes for 246 yard and a touchdown to go along with 12 rushes for 76 yards and another score

• Extremely accurate in the road win at Iowa State, finishing 15-of-21 overall for 141 yards and a touchdown

• Recorded the best passing performance of his career to close the regular season, throwing for a career-high 436 yards on 31-of-50 passing versus Oklahoma

• Set career highs for not only passing yards in the overtime win but also completions and attempts

• Wrapped the year by earning MVP honors of the TaxAct Texas Bowl with 353 yards of total offense in the win over Ole Miss (12/28) • Completed 24-of-39 passes for 242 yards and a touchdown in the win, while setting career highs with 25 rushing attempts for 111 yards and two touchdowns

• Broken collar bone injury eventually limited him to only four starts in 2021.

• Made his Red Raider debut by completing 17-of-24 passes for 231 yards and a touchdown in the come-from-behind victory over Houston

• Put together his first career 300-yard game to close non-conference play after completing 26-of-35 passes for 399 yards and four touchdowns

2020

• Was the Ducks' starter at quarterback for their run to the Pac-12 Championship and an appearance in the Fiesta Bowl in 2020, throwing for 1,559 yards and 13 scores.

BY THE NUMBERS

CAREER

	G	C	A	Pct.	Yds	TD	I
2024	3	39	57	68.4	581	6	0
2023	4	67	111	60.4	746	7	4
2022	7	106	177	59.5	1,304	7	4
2021	4	64	92	69.6	872	6	3
2020	7	106	167	63.5	1,559	13	6
2019	5	12	15	80.0	144	3	0
2018	3	0	0	0.0	0	0	0
TOTAL	33	407	638	63.7	5,475	44	17

2024

	C	A	Pct.	Yds	TD	I
Austin Peay	18	24	75.0	232	4	0
Jacksonville St.	21	33	63.6	349	2	0
Georgia Tech	13	19	68.4	269	2	0

2023

	C	A	Pct.	Yds	TD	I
Wyoming	31	47	66.0	338	3	1
Oregon St.	38	63.2	282	3	3	
Tarleton St.	10	20	50.0	123	1	0
West Va.	2	6	33.3	3	0	0

2022

	C	A	Pct.	Yds	TD	I
Murray St.	6	10	60.0	154	1	0
Baylor	1	2	50.0	7	0	1
TCU	9	22	40.9	78	1	1
Kansas	20	33	60.6	246	1	0
Iowa St.15	21	71.4	141	1	0	
Oklahoma	31	50	62.0	456	2	1
Mississippi	24	39	61.5	242	1	1

2021

	C	A	Pct.	Yds	TD	I
Houston	17	24	70.8	231	1	0
SFA	12	22	54.5	174	1	2
FIU	26	35	74.3	399	4	0
Texas	9	11	81.8	68	0	1

2020

	C	A	Pct.	Yds	TD	I
Stanford	17	26	65.4	227	1	1
Wash. St.	21	30	70.0	312	4	1
UCLA	19	30	63.3	334	3	0
Oregon St.	20	31	64.5	285	2	2
Cal	14	26	53.8	231	1	0
USC	8	15	53.3	91	2	1
Iowa St.7	9	77.8	79	0	1	

2019

	C	A	Pct.	Yds	TD	I
Nevada	8	9	88.9	92	2	0
Montana	1	1	1.000	-3	0	0
Colorado	1	2	50.0	14	0	0
USC	2	3	66.7	41	1	0

HEAD COACH

JEFF BROHM
SECOND SEASON • LOUISVILLE '93

Jeff Brohm was named Louisville's 24th full-time head football coach on Dec. 8, 2022, and immediately put the Cardinals in position to compete for the school's first Atlantic Coast Conference title and has the program on the verge of becoming a consistent player on the national stage.

Brohm guided his first team to a 10-4 overall record, the program's first 10-win campaign since 2013. For his efforts, Brohm was named one of three semifinalists for the Steve Spurrier First Year Coach of the Year Award.

In his first season as a head coach of his alma mater, Brohm led the Cards to its first 10-win season since 2013 and the school's first appearance in the ACC title game against Florida State and a trip to the Holiday Bowl. He became the first coach in NCAA history to guide two different teams to conference championship game appearances in consecutive seasons.

The 2023 season saw the Cardinals race out to a 6-0 start for the first time since 2013, highlighted by wins over No. 10 Notre Dame in front of a record crowd at L&N Stadium and a victory over No. 20 Duke. The Cardinals cracked the Associated Press Top 10 at No. 9 for the first time since the 2016 campaign.

Hired on Dec. 5, 2016, he guided the Boilermakers to four bowl appearances and the school's first Big Ten West Divisional title in 2022. The Boilermakers fell to No. 2 Michigan in the Big Ten title game, but Purdue was awarded a trip to the Citrus Bowl.

Prior to taking over in West Lafayette, Brohm spent three seasons at Western Kentucky, where he compiled a remarkable 30-10 overall record (.750 winning percentage), including a 19-5 Conference USA mark (.792), from 2014 to 2016. The Hilltoppers were league champions in 2015 and 2016, the school's first back-to-back titles as an FBS member. They won the 2014 Bahamas Bowl (49-48 over Central Michigan) and the 2015 Miami Beach Bowl (45-35 over Miami), as well as the 2016 Boca Raton Bowl (51-31 over Memphis under interim head coach Nick Holt). Western Kentucky was ranked No. 24 in the final 2015 Associated Press poll.

One of the top quarterbacks in school history, Brohm returns to UofL where he enjoyed an outstanding collegiate career from 1989-93. A three-year starter, he still ranks among the Cardinals' career leaders in touchdown passes (tied for eighth, 38), total offense (ninth, 5,410), completion percentage (ninth, .562), passing yards (10th, 5,451), and passing efficiency (ninth, 129.97), passing attempts (10th, 715) and completions (10th, 402) through the 2022 season. Brohm was voted the team's Most Valuable Player during both his junior and senior seasons, and his No. 11 became part of the Louisville Ring of Honor in 2006.

Professionally, Brohm played eight seasons in the NFL, competing with the San Diego Chargers (1994), Washington Redskins (1995-96), San Francisco 49ers (1997-98), Tampa Bay Buccaneers (1998), Denver Broncos (1999)



and Cleveland Browns (2000).

A native of Louisville, Brohm, 51, earned his bachelor's degree in business administration in 1994. He and his wife, Jennifer, have a son, Brady, and a daughter, Brooke. Jeff is one of four family members to be a football letterwinner at Louisville.



PERSONAL INFORMATION

Born: April 24, 1971
Hometown: Louisville, Ky.
Wife: Jennifer
Children: Brooke, Brady
Education: Louisville '94
Year in Coaching: 22nd
Twitter @JeffBrohm

Coaching Career

2023-current	Louisville	Head Coach
2017-22	Purdue	Head Coach
2014-16	Western Kentucky	Head Coach
2013	Western Kentucky	Offensive Coordinator/QB
2012	UAB	Offensive Coordinator/QB
2010-11	Illinois	Quarterbacks
2009	Florida Atlantic	Quarterbacks
2008	Louisville	Offensive Coordinator
2007	Louisville	Quarterbacks
2003-06	Louisville	Quarterbacks
2002	Louisville Fire - af2	Head Coach

Brohm's Head Coaching Record

Year	School	Overall	Conference	Notable
2024	Louisville	3-0	1-0	
2023	Louisville	10-4	7-1	Guided team to first ACC title game appearance
2022	Purdue	8-5	6-3	Leads team to Big 10 title game
2021	Purdue	9-4	6-3	
2020	Purdue	2-4	2-4	
2019	Purdue	4-8	3-6	
2018	Purdue	6-7	5-4	
2017	Purdue	7-6	4-5	
2016	Western Kentucky	10-3	7-1	
2015	Western Kentucky	12-2	8-0	
2015	Western Kentucky	8-5	4-4	
Totals	11 seasons	79-48	53-31	

2024 LOUISVILLE FOOTBALL

JEFF BROHM YEAR-BY-YEAR

LOUISVILLE

2024 (3-0, 1-0 ACC)

DATE	OPPONENT	SCORE	W/L
Aug. 31	Austin Peay	62-0	W
Sept. 7	Jacksonville State	49-14	W
Sept. 21	Georgia Tech*	31-19	W
Sept. 28	at Notre Dame		
Oct. 5	SMU*		
Oct. 12	at Virginia*		
Oct. 19	Miami*		
Oct. 25	at Boston College*		
Nov. 2	at Clemson*		
Nov. 16	at Stanford		
Nov. 23	Pitt*		
Nov. 30	at Kentucky		

2023 (10-4, 7-1 ACC)

DATE	OPPONENT	SCORE	W/L
Sept. 1	vs. Georgia Tech*	39-34	W
Sept. 7	Murray State	56-0	W
Sept. 16	vs. Indiana	21-14	W
Sept. 23	Boston College*	56-28	W
Sept. 29	at NC State*	13-10	W
Oct. 7	#10 Notre Dame	33-20	W
Oct. 14	at Pitt*	21-38	L
Oct. 28	Duke*	23-0	W
Nov. 4	Virginia Tech*	34-3	W
Nov. 9	Virginia*	31-24	W
Nov. 18	at Miami*	38-31	W
Nov. 25	Kentucky	31-38	L
Dec. 2	vs. Florida State	6-16	L
Holiday Bowl - San Diego, Calif.			
Dec. 27	vs. USC	28-42	L

PURDUE

2022 (8-6, 6-3 BIG TEN)

DATE	OPPONENT	SCORE	W/L
Sept. 1	Penn State	31-35	L
Sept. 10	Indiana State	56-0	W
Sept. 17	at Syracuse	29-32	W
Sept. 24	FAU	28-26	W
Oct. 1	at #21 Minnesota*	20-10	W
Oct. 8	at Maryland*	31-29	W
Oct. 15	Nebraska*	43-37	W
Oct. 22	at Wisconsin*	24-35	L
Nov. 5	Iowa*	3-24	L
Nov. 12	at #21 Illinois*	31-24	W
Nov. 19	Northwestern*	17-9	W
Nov. 26	at Indiana	30-16	W
Dec. 3	vs. #2 Michigan	22-43	L

2021 (9-4, 6-3 BIG TEN)

DATE	OPPONENT	SCORE	W/L
Sept. 4	Oregon State (N)	30-21	W
Sept. 11	at UConn	49-0	W
Sept. 18	at #10 Notre Dame	13-27	L
Sept. 25	Illinois*	13-9	W
Oct. 2	Minnesota*	13-20	L
Oct. 16	at #2 Iowa*	24-7	W
Oct. 23	#25 Wisconsin*	13-30	L
Oct. 30	at Nebraska*	28-23	W
Nov. 6	#3 Michigan State*	40-29	W
Nov. 13	at #4 Ohio State*	31-59	L
Nov. 20	vs. Northwestern*	32-14	W
Nov. 27	Indiana*	44-7	W

Music City Bowl — Nashville, Tenn.

Dec. 30	vs. Tennessee	48-45 (OT)	W
---------	---------------	------------	---

2020 (2-4, 2-4 BIG TEN)

DATE	OPPONENT	SCORE	W/L
Oct. 24	Iowa*	24-20	W
Oct. 31	at Illinois*	31-24	W
Nov. 14	#23 Northwestern*	20-27	L
Nov. 20	at Minnesota*	31-34	L
Nov. 28	Rutgers*	30-37	L
Dec. 5	Nebraska*	27-37	L

2019 (4-8, 3-6 BIG TEN)

DATE	OPPONENT	SCORE	W/L
------	----------	-------	-----

Aug. 30	at Nevada	31-34	L
Sept. 7	Vanderbilt	42-24	W
Sept. 14	TCU	13-24	L
Sept. 28	Minnesota*	31-38	L
Oct. 5	at #12 Penn State*	7-35	L
Oct. 12	Maryland*	40-14	W
Oct. 19	at #23 Iowa*	20-26	L
Oct. 26	Illinois*	6-24	L
Nov. 2	Nebraska*	31-27	W
Nov. 9	at Northwestern*	24-22	W
Nov. 23	at #12 Wisconsin*	24-45	L
Nov. 30	Indiana*	41-44 (2 OT)	L

2018 (6-7, 5-4 BIG TEN)

DATE	OPPONENT	SCORE	W/L
Aug. 30	Northwestern*	27-31	L
Sept. 8	Eastern Michigan	19-20	L
Sept. 15	Missouri	37-40	L
Sept. 22	#23 Boston College	30-13	W
Sept. 29	at Nebraska*	42-28	W
Oct. 13	at Illinois*	46-7	W
Oct. 20	#2 Ohio State*	49-20	W
Oct. 27	at Michigan State*	13-23	L
Nov. 3	#16 Iowa*	38-36	W
Nov. 10	at Minnesota*	10-41	L
Nov. 17	Wisconsin*	44-47 (3 OT)	L
Nov. 24	at Indiana*	28-21	W

Music City Bowl — Nashville, Tenn.

Dec. 28	vs. Auburn	14-63	L
---------	------------	-------	---

2017 (7-6, 4-5 BIG TEN)

DATE	OPPONENT	SCORE	W/L
Sept. 2	vs. #16 Louisville	28-35	L
Sept. 8	Ohio	44-21	W
Sept. 16	at Missouri	35-3	W
Sept. 23	#8 Michigan*	10-28	L
Oct. 7	Minnesota*	31-17	W
Oct. 14	at #7 Wisconsin*	9-17	L
Oct. 21	at Rutgers*	12-14	L
Oct. 28	Nebraska*	24-25	L
Nov. 4	Illinois*	29-0	W
Nov. 11	at #23 Northwestern*	13-23	L
Nov. 18	at Iowa*	24-15	W
Nov. 25	Indiana*	31-24	W

Foster Farms Bowl — Santa Clara, Calif.

Dec. 27	vs. Arizona	38-35	W
---------	-------------	-------	---

WESTERN KENTUCKY

2016 (11-3, 7-1 C-USA)

DATE	OPPONENT	SCORE	W/L
Sept. 1	Rice*	46-14	W
Sept. 10	at #1 Alabama	10-38	L
Sept. 17	at Miami (Ohio)	31-24	W
Sept. 24	Vanderbilt	30-31 (OT)	L
Oct. 1	Houston Baptist	50-3	W
Oct. 6	at LA Tech*	5255	L
Oct. 15	at Middle Tennessee*	44-43 (2OT)	W
Oct. 22	Old Dominion*	59-24	W
Oct. 29	at Florida Atlantic*	52-3	W
Nov. 5	FIU*	49-21	W
Nov. 12	North Texas*	45-7	W
Nov. 26	at Marshall*	60-6	W
Dec. 3	LA Tech#	58-44	W

Boca Raton Bowl - Boca Ration, Fla.

Dec. 20	vs. Memphis	W, 51-31	W
---------	-------------	----------	---

2015 (12-2, 8-0 C-USA)

DATE	OPPONENT	SCORE	W/L
Sept. 3	at Vanderbilt	14-12	W
Sept. 10	LA Tech*	41-38	W
Sept. 19	at Indiana	35-38	L
Sept. 26	Miami (Ohio)	56-14	W
Oct. 3	at Rice*	49-10	W
Oct. 10	Middle Tennessee*	58-28	W
Oct. 15	at North Texas*	55-28	W
Oct. 24	at #5 LSU	20-48	L
Oct. 31	at Old Dominion*	55-30	W
Nov. 7	Florida Atlantic*	35-19	W
Nov. 21	at FIU*	63-7	W
Nov. 27	Marshall*	49-28	W
Dec. 5	Southern Miss	45-28	W

Miami Beach Bowl — Miami, Fla.

Dec. 21	vs. South Florida	45-35	W
---------	-------------------	-------	---

2014 (8-5, 4-4 C-USA)

DATE	OPPONENT	SCORE	W/L
Aug. 29	Bowling Green	59-31	W
Sept. 6	at Illinois	34-42	L
Sept. 13	at Middle Tennessee*	47-50 (3OT)	L
Sept. 27	at Navy	36-27	W
Oct. 4	UAB*	39-42	L
Oct. 18	at Florida Atlantic*	38-45	L
Oct. 25	Old Dominion*	66-51	W
Nov. 1	at LA Tech*	10-59	L
Nov. 8	UTEP*	35-27	W
Nov. 15	Army	52-24	W
Nov. 22	UTSA*	45-7	W
Nov. 28	at #19 Marshall	67-66 (OT)	W

Bahamas Bowl — Nassau, Bahamas

Dec. 24	vs. Central Michigan	49-48	W
---------	----------------------	-------	---

2024 LOUISVILLE FOOTBALL

LOUISVILLE

OPPONENTS

Total Offense Highs

690 vs. Murray St., 2023
610 vs. Jacksonville St., 2024
582 vs. Boston College, 2023
571 vs. Austin Peay, 2023
474 vs. Georgia Tech, 2023
470 vs. Miami, 2023
403 vs. Kentucky, 2023

Total Offense Lows

188 vs. Florida State, 2023
306 vs. NC State, 2023
326 vs. Georgia Tech, 2024
330 vs. Notre Dame, 2023
351 vs. Duke, 2023

First Down Highs

29 vs. Jacksonville St., 2024
29 vs. Murray State, 2023
28 vs. Pittsburgh, 2023
26 vs. Miami, 2023
23 vs. Austin Peay, 2024
23 vs. Kentucky, 2023
22 vs. Boston College, 2023
21 vs. Georgia Tech, 2023

First Down Lows

10 vs. Florida State, 2023
14 vs. Georgia Tech, 2024
17 vs. Notre Dame, 2023
17 vs. Virginia Tech, 2023
18 vs. NC State, 2023

Rushing Highs

344 vs. Murray State, 2023
293 vs. Austin Peay, 2024
234 vs. Duke, 2023
233 vs. Jacksonville St., 2024
231 vs. Virginia Tech, 2023
227 vs. Georgia Tech, 2023

Rushing Lows

20 vs. NC State, 2023
57 vs. Georgia Tech, 2024
71 vs. Pittsburgh, 2023
77 vs. Florida State, 2023

Rush Attempt Highs

48 vs. Duke, 2023
44 vs. Murray State, 2023
43 vs. Kentucky, 2023
41 vs. Boston College, 2023
40 vs. Notre Dame, 2023

Rush Attempt Lows

27 vs. Georgia Tech, 2024
28 vs. Austin Peay, 2024
29 vs. NC State, 2023
31 vs. Virginia, 2023
32 vs. Pittsburgh, 2023
34 vs. Georgia Tech, 2023
34 vs. Miami, 2023
34 Florida Sta

Passing Highs

388 vs. Boston College, 2023
377 vs. Jacksonville St., 2024
350 vs. Pittsburgh, 2023
346 vs. Murray State, 2023
308 vs. Miami, 2023

286 vs. NC State, 2023
278 vs. Austin Peay, 2024
269 vs. Georgia Tech, 2024

Passing Lows

117 vs. Duke, 2023
145 vs. Notre Dame, 2023
151 vs. Virginia Tech, 2023

Pass Attempt Highs

52 vs. Pittsburgh, 2023
47 vs. Miami, 2023
36 vs. Florida State, 2023
35 vs. Jacksonville St., 2024
35 vs. NC State, 2023
34 vs. Murray State, 2023
34 vs. Austin Peay, 2024
33 vs. Kentucky, 2023
31 vs. Georgia Tech, 2023

Pass Attempt Lows

13 vs. Virginia Tech, 2023
16 vs. Duke, 2023
19 vs. Georgia Tech, 2024
21 vs. Boston College, 2023

Pass Comp Highs

29 vs. Pittsburgh, 2023
27 vs. Austin Peay, 2024
24 vs. Miami, 2023
25 vs. Murray State, 2023
24 vs. Kentucky, 2023
23 vs. Jacksonville St., 2024
21 vs. NC State, 2023

Pass Comp Lows

11 vs. Duke, 2023
12 vs. Virginia Tech, 2023
13 vs. Indiana, 2023
13 vs. Georgia Tech, 2024
14 vs. Florida State, 2023

Scoring Highs

62 vs. Austin Peay, 2024
56 vs. Murray State, 2023
56 vs. Boston College, 2023
49 vs. Jacksonville St., 2024
39 vs. Georgia Tech, 2023
38 vs. Miami, 2023
31 vs. Georgia Tech, 2024
31 vs. Kentucky, 2023

Scoring Lows

6 vs. Florida State, 2023
13 vs. NC State, 2023
21 vs. Indiana, 2023
21 vs. Pittsburgh, 2023
23 vs. Duke, 2023

Total Offense Highs

488 vs. Georgia Tech, 2023
486 vs. Miami, 2023
434 vs. Virginia, 2023
427 vs. Boston College, 2023
410 vs. Georgia Tech, 2024
357 vs. Indiana, 2023

Total Offense Lows

106 vs. Austin Peay, 2024
140 vs. Virginia Tech, 2023
166 vs. Murray State, 2023
201 vs. NC State, 2023
202 vs. Duke, 2023
219 vs. Florida State, 2023
289 vs. Kentucky, 2023
290 vs. Jacksonville St., 2024

First Down Highs

23 vs. Georgia Tech, 2023
23 vs. Boston College, 2023
21 vs. Virginia, 2023
21 vs. Miami, 2023
19 vs. Indiana, 2023
19 vs. Jacksonville St., 2024
18 vs. Georgia Tech, 2024
16 vs. Kentucky, 2023

First Down Lows

8 vs. Murray State, 2023
9 vs. Austin Peay, 2024
9 vs. Duke, 2023
9 vs. NC State, 2023
12 vs. Florida State, 2023

Rushing Highs

175 vs. Georgia Tech, 2023
164 vs. Florida State, 2023
159 vs. Miami, 2023
132 vs. Boston College, 2023
130 vs. Jacksonville St., 2024
120 Virginia, 2023

Rushing Lows

34 vs. Austin Peay, 2024
44 vs. Georgia Tech, 2023
51 vs. Duke, 2023
58 vs. Indiana, 2023

Rush Attempt Highs

44 vs. Florida State, 2023
38 vs. Georgia Tech, 2023
37 vs. Georgia Tech, 2024
36 vs. Virginia, 2023
34 vs. Austin Peay, 2024
33 vs. Pittsburgh, 2023
32 vs. Jacksonville St., 2024
32 vs. Murray State, 2023

Rush Attempt Lows

21 vs. Duke, 2023
25 vs. Kentucky, 2023
26 vs. Miami, 2023
27 vs. Indiana, 2023
28 Notre Dame, 2023
28 Virginia Tech, 2023

Passing Highs

329 vs. Miami, 2023
314 vs. Virginia, 2023
313 vs. Georgia Tech, 2023
312 vs. Georgia Tech, 2024
299 vs. Indiana, 2023

295 vs. Boston College, 2023
254 vs. Notre Dame, 2023

Passing Lows

55 vs. Florida State, 2023
72 vs. Austin Peay, 2024
72 vs. Virginia Tech, 2023
72 vs. Murray State, 2023
112 vs. NC State, 2023
160 vs. Jacksonville St., 2024

Pass Attempt Highs

41 vs. Boston College, 2023
39 vs. Miami, 2023
38 vs. Notre Dame, 2023
32 vs. Georgia Tech, 2024
32 vs. Georgia Tech, 2023
31 vs. Virginia, 2023

Pass Attempt Lows

21 vs. Florida State, 2023
22 vs. Murray State, 2023
23 vs. Virginia Tech, 2023
24 vs. Austin Peay, 2024
26 vs. Pittsburgh, 2023
28 vs. Jacksonville St., 2024

Pass Comp Highs

24 vs. Miami, 2023
24 vs. Indiana, 2023
22 vs. Notre Dame, 2023
21 vs. Georgia Tech, 2024
21 vs. Boston College, 2023
20 vs. Virginia, 2023

Pass Comp Lows

12 vs. Kentucky, 2023
12 vs. Duke, 2023
12 vs. Pittsburgh, 2023
13 vs. Virginia Tech, 2023
13 vs. NC State, 2023
14 vs. Austin Peay, 2024

Scoring Highs

38 vs. Kentucky, 2023
38 vs. Pittsburgh, 2023
34 vs. Georgia Tech, 2023
31 vs. Miami, 2023
28 vs. Boston College, 2023
24 vs. Virginia, 2023

Scoring Lows

0 vs. Austin Peay, 2024
0 vs. Murray State, 2023
0 vs. Duke, 2023
3 vs. Virginia Tech, 2023
10 vs. NC State, 2023
14 vs. Jacksonville St., 2024
16 vs. Florida State, 2023
19 vs. Georgia Tech, 2024

2024 LOUISVILLE FOOTBALL

GAME RECAPS

GAME 1 AUG. 31, 2024 LOUISVILLE, KY., 47,067



	1	2	3	4	F
AUSTIN PEAY	0	0	0	0	0
LOUISVILLE	10	28	21	3	62

	AP	UL
FIRST DOWNS	9	23
RUSHES-YDS (NET)	34	293
PASSING YDS (NET)	72	278
Passes Comp-Att-Int	14-24-1	27-34-0
TOTAL OFFENSE PLAYS-YDS	58-106	62-571
Fumble Returns-Yards	0-0	1-22
Punt Returns-Yards	0-0	5-40
Kickoff Returns-Yards	1-16	0-0
Interception Returns-Yards	0-0	1-29
Punts (Number-Avg)	11-37.2	3-12.7
Fumbles-Lost	1-1	0-0
Penalties-Yards	1-5	4-30
Possession Time	29:10	30:50
Third-Down Conversions	4-15	4-10
Fourth-Down Conversions	0-0	0-0
Red-Zone Scores-Chances	0-0	6-7
Sacks By: Number-Yards	2-18	7-49
Attendance: 47,067		

Rushing: APSU: Wright 7-23-0, Williams 7-19-0, Garcia 6-7-0, Allison 7-5-0, Smith 7-(-20)-0; UL: Brown 5-123-1, Watson 6-86-1, Brown 9-65-1, Turner 4-27-0, Egan 1-9-0, Adams 1-1-0, Clarkson 1-(-8)-0, Shough 1-(-10)-0

Passing: APSU: Smith 11-16-1-53-0, Garcia 3-8-0-19-0; UL: Shough 18-24-0-232-4, Harrison 6-6-0-35-0, Clarkson 3-4-0-11-0

Receiving: APSU: Barnes 3-30-0, Bowen-Sims 3-20-0, Wright 3-5-0, Allison 2-2-0, Kneeland 1-14-0, Copeland Jr. 1-3-0, Carter 1-(-2)-0; UL: Brooks 7-83-1, Thompson 3-44-2, Johnson 2-20-0, Brown 2-10-0, Hughes 2-4-0, Meeks 2-4-0, Bell 1-24-0, Redman 1-21-1, Chaney, Jr. 1-17-0, I. Brown 1-9-0, Huggins-Bruce 1-9-0, Turner 1-8-0, Hicks 1-6-0, Cummings 1-5-0, Skinner 1-4-0.

Scoring Summary

1Q, 10:48	LOU- Travelstead 30-yard field goal
1Q, 08:10	LOU - Brooks 9 yd pass from T.Shough
2Q, 14:51	LOU -Brown 4 yd rush
2Q, 10:55	LOU - Thompson 33 yd pass from T.Shough
2Q, 07:17	LOU - M.Redman 21 yd pass from T.Shough
2Q, 00:10	LOU -Thompson 5 yd pass from T.Shough
3Q, 08:04	LOU- .Brown 77 yd rush
3Q, 02:39	LOU- Puryear 22 yd fumble return
3Q, 00:17	LOU-D.Watson 7 yd rush
4Q, 05:00	LOU-B.Travelstead 38 yd FG

GAME 2 SEPT. 7, 2024 LOUISVILLE, KY., 48,575



	1	2	3	4	F
JACKSONVILLE ST.	0	14	0	0	14
LOUISVILLE	14	14	7	14	49

	JSU	UL
FIRST DOWNS	19	29
RUSHES-YDS (NET)	130	233
PASSING YDS (NET)	160	377
Passes Comp-Att-Int	17-28-1	22-35-0
TOTAL OFFENSE PLAYS-YDS	60-290	71-610
Fumble Returns-Yards	0-0	0-0
Punt Returns-Yards	0-0	3-31
Kickoff Returns-Yards	1-20	3-33
Interception Returns-Yards	0-0	1-0
Punts (Number-Avg)	8-40.0	2-36.5
Fumbles-Lost	0-0	1-0
Penalties-Yards	5-55	5-42
Possession Time	23:37	36:23
Third-Down Conversions	2-12	9-13
Fourth-Down Conversions	1-1	1-1
Red-Zone Scores-Chances	2-3	4-5
Sacks By: Number-Yards	0-0	2-15
Attendance: 48,575		

Rushing: JAXST: Huff 18-101-1, Lewis 6-14-0, Stewart 4-9-0, Turner 1-3-0, Paul 2-2-0, Franklin 1-1-0; UL: Turner 13-60-1, K. Brown 5-51-1, Watson 4-51-1, I. Brown 8-43-0, Chaney Jr. 3-21-1, Shough 2-6-0, Martin 1-2-1

Passing: JAXST: Huff 17-27-1-160-1, Turner 0-1-0-0-0; UL: Shough 21-33-0-349-2, Bailey 2-2-0-28-0

Receiving: JAXST: Pettway 4-30-0, Lacey 2-30-0, Brown 2-28-1, Rudolph 2-15-0, Rechsteiner 2-14-0, Wells 2-6-0, McCants 1-18-0, Baldwin 1-16-0, Vaughn 1-3-0; UL: Brooks 6-89-0, Bell 3-61-1, Thompson 2-42-0, Cummings 2-28-0, Kurisky 2-17-0, I. Brown 2-12-0, Hicks 1-51-0, Johnson 1-29-0, K. Brown 1-24-0, Redman 1-12-1, Martin 1-6-0, Huggins-Bruce 1-6-0.

Scoring Summary

1Q, 10:29	LOU- D.Chaney, Jr. 10 yd rush
1Q, 03:37	LOU- K.Brown 22 yd rush
2Q, 14:24	JSU - S.Brown 11 yd pass from T.Huff
2Q, 09:47	LOU - M.Turner 1 yd rush
2Q, 02:37	LOU - D.Martin 2 yd rush
2Q, 00:36	JSU - T.Huff 15 yd rush
3Q, 08:58	LOU- C.Bell 48 yd pass from T.Shough
4Q, 07:43	LOU- M.Redman 12 yd pass from T.Shough
4Q, 01:50	LOU-D.Watson 40 yd rush

GAME 3 SEPT. 21, 2024 LOUISVILLE, KY., 50,727



	1	2	3	4	F
GEORGIA TECH	7	7	3	2	19
LOUISVILLE	7	10	7	7	31

	GT	UL
FIRST DOWNS	18	14
RUSHES-YDS (NET)	98	57
PASSING YDS (NET)	312	269
Passes Comp-Att-Int	21-32-0	13-19-0
TOTAL OFFENSE PLAYS-YDS	69-410	46-326
Fumble Returns-Yards	0-0	1-1
Punt Returns-Yards	1-1	2-3
Kickoff Returns-Yards	2-40	1-15
Interception Returns-Yards	0-0	0-0
Punts (Number-Avg)	2-56.5	2-47.5
Fumbles-Lost	1-1	0-0
Penalties-Yards	6-44	7-69
Possession Time	31:50	28:10
Third-Down Conversions	4-15	2-9
Fourth-Down Conversions	3-5	1-1
Red-Zone Scores-Chances	2-3	1-1
Sacks By: Number-Yards	0-0	0-0
Attendance: 50,727		

Rushing: GT: King 14-58-1, Haynes 12-25-1, Maddox 8-14-0, Pyron 1-2-0, Rutherford 1-1-0, Boyd 1-(-2)-0; UL: Chaney, Jr. 10-23-0, Shough 4-19-0, K. Brown 5-10-0, I. Brown 3-7-0, Watson 2-4-0

Passing: GT: King 21-32-0-312-0; UL: Shough 13-19-0-269-2

Receiving: GT: Rutherford 7-113-0, Singleton, Jr. 5-88-0, Lane 4-22-0, Hawes 2-41-0, Boyd 1-28-0, Haynes 1-11-0, Maddox 1-9-0; UL: Brooks 4-125-1, Bell 2-82-1, Johnson 2-20-1, Chaney, Jr. 1-17-0, Redman 1-12-0, Huggins-Bruce 1-8-0, Brown 1-3-0, Thompson 1-2-0

Scoring Summary

1Q, 07:40	GT - King,Haynes 23 yd run
1Q, 02:11	Puryear,Ramon 0 yd fumble recovery
2Q, 11:20	LOU - Bell,Chris 37 yd pass from Shough,Tyler
2Q, 01:56	Travelstead,Brock 27 yd field goal
2Q, 00:04	GT. - Haynes,Jamal 1 yd run
3Q, 02:46	GT. - Birr,Aidan 26 yd field goal
3Q, 01:43	LOU - Brooks,JaiCorey 57 yd pass from Shough,Tyler
4Q, 11:23	GT. - 0 yd safety
4Q, 07:05	LOU-Holloway,Tayon 55 yd blocked field goal return

2024 LOUISVILLE FOOTBALL

THE LAST TIME

RUSHING	Louisville	Opponent
Had 400 or more yards:	411, Syracuse, 2017	517, Kentucky, 2019
Had 300-399 or more yards	344, Murray State, 2023	362, Kentucky, 2021
Had 200-299 yards:	233, Jacksonville St., 2024	248, Clemson, 2022
Had 51-100 yards:	57, Georgia Tech, 2024	98, Georgia Tech, 2024
Had 1-50 yards:	20, NC State, 2023	34, Austin Peay, 2024
Had fewer than 0 yards:	-1, Pittsburgh, 2015	-14, Boston College, 2015
Had 70 or more rush attempts:	71, Wichita State, 1977	73, Army, 1991
Had 60-69 rush attempts:	66, Northern Illinois, 1996	61, Boston College, 2018
Had 50-59 rush attempts:	51, Kentucky, 2019	55, Air Force, 2021
Had seven or more rush touchdowns:	7, Florida State, 2016	7, Kentucky, 2021
Had six rush touchdowns:	6, Murray State, 2023	6, Kentucky, 2019
Had five rush touchdowns:	5, Jacksonville St., 2024	5, Virginia Tech, 2020
Had four rush touchdowns:	4, USC, 2023	4, Ole Miss, 2021

PASSING	Louisville	Opponent
Had 500 or more yards:	555, Syracuse, 2007	571, Kentucky, 1998
Had 400-499 yards:	428, Boston College, 2019	487, Virginia, 2021
Had 300-399 yards:	377, Jacksonville St., 2024	312, Georgia Tech, 2024
Had 200-299 yards:	269, Georgia Tech, 2024	206, Kentucky, 2023
Had fewer than 75 yards:	26, Tulsa, 1991	72, Austin Peay, 2024
Had 50 or more pass attempts:	52, Pittsburgh, 2023	50, Duke, 2021
Had 40-49 pass attempts:	40, Florida State, 2021	41, Boston College, 2023
Had 30-39 pass attempts:	34, Jacksonville St., 2024	32, Georgia Tech, 2024
Had 20 or fewer pass attempts:	19, Georgia Tech, 2024	15, Cincinnati, 2022
Had 30 or more pass completions:	30, Wake Forest, 2018	33, Duke, 2021
Had 20-29 pass completions:	27, Jacksonville St., 2024	21, Georgia Tech, 2024
Had fewer than 10 pass completions:	9, Boston College, 2021	8, Florida State, 2023
Had six or more passing touchdowns:	8, Charlotte, 2016	6, USC, 2023
Had five passing touchdowns:	5, Boston College, 2023	5, Wake Forest, 2019
Had four passing touchdowns:	4, Austin Peay, 2024	4, Florida State, 2022
Had three passing touchdowns:	3, Miami, 2023	3, Boston College, 2023
Had zero passing touchdowns:	0, USC, 2023	0, Georgia Tech, 2024
Had seven passes intercepted:	7, Tennessee St., 1984	Never
Had six passes intercepted:	6, Florida State, 1991	6, Army, 1983
Had five passes intercepted:	5, SMU, 1984	5, Houston, 2000
Had four passes intercepted:	4, Mississippi State, 2017	4, Wake Forest, 2022
Had three passes intercepted:	3, Virginia Tech, 2020	3, Purdue, 2017
Did not throw an interception:	0, Jacksonville St., 2024	0, Florida State, 2023
Completed passes to 10 or more players:	12, Jacksonville St., 2024	11, Notre Dame, 2023
Completed passes to nine players:	9, Notre Dame, 2023	9, Jacksonville St., 2024
Completed passes to eight players:	8, USC, 2023	8, Georgia Tech, 2024

TOTAL OFFENSE	Louisville	Opponent
Had 700 or more yards:	727, Syracuse, 2017	801, Kentucky, 1998
Had 600-699 yards:	610, Jacksonville St. 2024	668, Wake Forest, 2019
Had 500-599 yards:	571, Austin Peay, 2024	511, Kentucky, 2021
Had 400-499 yards:	403, Kentucky, 2023	410, Georgia Tech, 2024
Had fewer than 100 yards:	13, Arizona State, 1992	80, Murray State, 2017
Ran 85 or more plays:	85, Pittsburgh, 2023	90, Wake Forest, 2022
Ran 55 or fewer plays:	46, Georgia Tech, 2024	52, USC, 2023

SCORING	Louisville	Opponent
Scored 80 or more points:	100, Washington (Tenn.), 1913	105, Murray State, 1932
Scored 70-79 points:	70, Charlotte, 2016	77, Clemson, 2018
Scored 60-69 points:	62, Austin Peay, 2024	66, Georgia Tech, 2018
Scored 50-59 points:	56, Boston College, 2023	52, Kentucky, 2021
Scored 40-49 points:	49, Jacksonville St., 2024	42, USC, 2023
Scored 30-39 points:	31, Georgia Tech, 2024	38, Kentucky, 2023
Scored 0 points:	0, Florida State, 2000	0, Austin Peay, 2024
Won by 45 points or more:	62, Austin Peay, 2024	46, Kentucky, 2018
Won by 30-44 points:	35, Jacksonville St., 2024	31, Kentucky, 2021
Won by 20-29 points:	23, Duke, 2023	24, Syracuse, 2022
Scored on first drive of game:	Jacksonville St., 2024	Clemson, 2022
Recorded a safety:	Eastern Kentucky, 2010	Georgia Tech, 2024
Recorded two or more safeties:	Syracuse, 2014	Florida State, 1979
Scored on a blocked field goal:	Georgia Tech, 2024	Never
Scored on first offensive play of game:	Virginia, 2021	Western Kentucky, 2020

RESULTS

	Date	Opponent		Score	Overall	Conf	Time	Attend
	08/31/2024	Austin Peay	W	62-0	1-0	0-0	3:09	47067
	09/07/2024	Jacksonville St.	W	49-14	2-0	0-0	3:19	48575
*	09/21/2024	Georgia Tech	W	31-19	3-0	1-0	3:30	50727

TEAM STATISTICS

	LOU	OPP
Scoring	142	33
Points per game	47.3	11.0
Points Off Turnovers	21	0
First Downs	66	46
Rushing	25	18
Passing	36	24
Penalty	5	4
Rushing Yardage	583	262
Yards gained rushing	627	354
Yards lost rushing	44	92
Rushing attempts	91	103
Average per rush	6.4	2.5
Average per game	194.3	87.3
TDs Rushing	8	3
Passing Yardage	924	544
Comp-Att-Int	63-88-0	52-84-2
Average per pass	10.5	6.5
Average per catch	14.7	10.5
Average per game	308.0	181.3
TDs Passing	8	1
Total offense	1507	806
Total plays	179	187
Average per play	8.4	4.3
Average per game	502.3	268.7
Kick returns: #-Yards	4-48	4-76
Punt returns: #-Yards	9-71	1-1
Int returns: #-Yards	2-29	0-0
Kick return average	12.0	19.0
Punt return average	7.9	1.0
Int return average	14.5	0.0
Fumbles-Lost	0-0	2-2
Penalties-Yards	16-141	12-104
Average per game	47.0	34.7
Punts-Yards	7-295	20-767
Average per punt	42.1	38.4
Net punt average	36.3	33.9
Kickoffs-Yards	26-1669	8-447
Average per kick	64.2	55.9
Net kick average	40.3	37.4

TEAM STATISTICS (cont.)

	LOU	OPP
Time of possession / game	31:48	28:12
3rd-down conversion	15/32	10/42
3rd-down pct	47%	24%
4rd-down conversion	2/2	4/6
4rd-down pct	100%	67%
Sacks by-Yards	9-64	2-18
Misc Yards	0	0
Touchdowns scored	19	4
Field goals - attempts	3-6	1-4
On-Side kicks	0-0	0-0
Red-zone scores	(11-13) 85%	(4-6) 67%
Red-zone touchdowns	(8-13) 62%	(3-6) 50%
PAT-attempts	(19-19) 100%	(4-4) 100%
2-point conversion-attempts	(0-0) 0%	(0-0) 0%
Attendance	146369	0
Games / Avg per game	3/48790	0/0
Neutral site games	-	0/0

Score by Periods

Team	1st	2nd	3rd	4th	OT	TOT
Louisville	31	52	35	24	0	142
Opponents	7	21	3	2	0	33

INDIVIDUAL STATISTICS

Rushing

Player	gp	att	gain	loss	net	avg	td	lg	avg/g
Isaac Brown	3	16	178	5	173	10.8	1	77	57.7
Duke Watson	3	12	144	3	141	11.8	2	58	47.0
Keyjuan Brown	3	19	128	2	126	6.6	2	24	42.0
Maurice Turner	2	16	90	3	87	5.4	1	21	43.5
Donald Chaney, Jr.	3	13	49	5	44	3.4	1	10	14.7
Tyler Shough	3	7	26	11	15	2.1	0	9	5.0
Travis Egan	3	1	9	0	9	9.0	0	9	3.0
Duane Martin	3	1	2	0	2	2.0	1	2	0.7
Deuce Adams	1	1	1	0	1	1.0	0	1	1.0
Pierce Clarkson	1	1	0	8	-8	-8.0	0	0	-8.0
Team	3	4	0	7	-7	-1.8	0	0	-2.3
Total	3	91	627	44	583	6.4	8	77	194.3
Opponents	3	103	354	92	262	2.5	3	26	87.3

Punt Returns

Player	no.	yds	avg	td	lg
Quincy Riley	6	53	8.8	0	29
Isaac Brown	2	9	4.5	0	9
Antonio Meeks	1	9	9.0	0	9
Total	9	71	7.9	0	29
Opponents	1	1	1.0	0	1

Interceptions

Player	no.	yds	avg	td	lg
Quincy Riley	1	0	0.0	0	0
T.J. Capers	1	29	29.0	0	29
Total	2	29	14.5	0	29
Opponents	0	0	0.0	0	0

Passing

Player	gp	effic	comp-att-int	pct	yds	td	lg	avg/g
Tyler Shough	3	197.1	52-76-0	68.4	850	8	57	283.3
Bailey Harrison	1	149.0	6-6-0	100.0	35	0	9	35.0
Pierce Clarkson	1	98.1	3-4-0	75.0	11	0	7	11.0
Harrison Bailey	1	217.6	2-2-0	100.0	28	0	19	28.0
Total	3	189.8	63-88-0	71.6	924	8	57	308.0
Opponents	3	115.5	52-84-2	61.9	544	1	51	181.3

Kick Returns

Player	no.	yds	avg	td	lg
Isaac Brown	2	36	18.0	0	21
Nate Kurisky	1	8	8.0	0	8
Stanquan Clark	1	4	4.0	0	4
Total	4	48	12.0	0	21
Opponents	4	76	19.0	0	23

Receiving

Player	gp	no.	yds	avg	td	lg	avg/g
Ja'Corey Brooks	3	17	297	17.5	2	57	99.0
Jadon Thompson	3	6	88	14.7	2	33	29.3
Chris Bell	3	6	167	27.8	2	48	55.7
Jamari Johnson	3	5	69	13.8	0	29	23.0
Isaac Brown	3	4	24	6.0	0	10	8.0
Izayah Cummings	3	3	33	11.0	0	19	11.0
Mark Redman	3	3	45	15.0	2	21	15.0
Ahmari Huggins-Bruce	3	3	23	7.7	0	9	7.7
Keyjuan Brown	3	3	34	11.3	0	24	11.3
Donald Chaney, Jr.	3	2	34	17.0	0	17	11.3
Nate Kurisky	3	2	17	8.5	0	14	5.7
Antonio Meeks	2	2	14	7.0	0	8	7.0
Cataurus Hicks	3	2	57	28.5	0	51	19.0
Kris Hughes	3	2	4	2.0	0	4	1.3
Duane Martin	3	1	6	6.0	0	6	2.0
Maurice Turner	2	1	8	8.0	0	8	4.0
Jaleel Skinner	3	1	4	4.0	0	4	1.3
Total	3	63	924	14.7	8	57	308.0
Opponents	3	52	544	10.5	1	51	181.3

Fumble Returns

Player	no.	yds	avg	td	lg
Ramon Puryear	2	22	11.0	2	22
Total	2	22	11.0	2	22
Opponents	0	0	0.0	0	0

INDIVIDUAL STATISTICS

Scoring

Player	td	fg	PAT						pts
			kick	rush	rcv	pass	dxp	saf	
Brock Travelstead	-	3-6	17-17	-	-	-	-	-	26
Ramon Puryear	2	-	-	-	-	-	-	-	12
Mark Redman	2	-	-	-	-	-	-	-	12
Jadon Thompson	2	-	-	-	-	-	-	-	12
Ja'Corey Brooks	2	-	-	-	-	-	-	-	12
Chris Bell	2	-	-	-	-	-	-	-	12
Keyjuan Brown	2	-	-	-	-	-	-	-	12
Duke Watson	2	-	-	-	-	-	-	-	12
Duane Martin	1	-	-	-	-	-	-	-	6
Donald Chaney, Jr.	1	-	-	-	-	-	-	-	6
Tayon Holloway	1	-	-	-	-	-	-	-	6
Maurice Turner	1	-	-	-	-	-	-	-	6
Isaac Brown	1	-	-	-	-	-	-	-	6
Nick Keller	-	-	1-1	-	-	-	-	-	1
Cooper Ranvier	-	-	1-1	-	-	-	-	-	1
Total	19	3-6	19-19	0	0	0	0	0	142
Opponents	4	1-4	4-4	0	0	0	0	1	33

Field Goals

Player	fg	pct.	01-19	20-29	30-39	40-49	50-99	lg	blk
Brock Travelstead	3-6	50.0	0-0	1-2	2-2	0-0	0-2	38	1
Opponents	1-4	25.0	0-0	1-1	0-1	0-1	0-1	26	1

FG Sequence

Team Name	Louisville	Opponents
Austin Peay	(30),(38)	
Jacksonville St.	60,28	38
Georgia Tech	52,(27)	46,(26),50

Numbers in (parentheses) indicate field goal was made

Total Offense

Player	g	plays	rush	pass	total	avg/g
Tyler Shough	3	83	15	850	865	288.3
Isaac Brown	3	16	173	0	173	57.7
Duke Watson	3	12	141	0	141	47.0
Keyjuan Brown	3	19	126	0	126	42.0
Maurice Turner	2	16	87	0	87	43.5
Donald Chaney, Jr.	3	13	44	0	44	14.7
Bailey Harrison	1	6	0	35	35	35.0
Harrison Bailey	1	2	0	28	28	28.0
Travis Egan	3	1	9	0	9	3.0
Pierce Clarkson	1	5	-8	11	3	3.0
Duane Martin	3	1	2	0	2	0.7
Deuce Adams	1	1	1	0	1	1.0
Team	3	0	-7	0	-7	-2.3
Total	3	179	583	924	1507	502.3
Opponents	3	187	262	544	806	268.7

Punting

Player	no.	yds	avg	lg	tb	fc	i20	50+	blk
Brady Hodges	4	174	43.5	56	1	1	1	1	0
Carter Schwartz	3	121	40.3	48	1	0	0	0	0
Total	7	295	42.1	56	2	1	1	1	0
Opponents	20	767	38.4	58	1	5	4	2	2

Kickoffs

Player	no.	yds	avg	tb	ob	retn	net	ydln
Brock Travelstead	16	1017	63.6	13	0			
Nick Keller	10	652	65.2	8	0			
Total	26	1669	64.2	21	0	4	40.3	24
Opponents	8	447	55.9	4	0	4	37.4	27

INDIVIDUAL STATISTICS

All Purpose

Player	g	rush	rcv	pr	kr	ir	total	avg/g
Ja'Corey Brooks	3	0	297	0	0	0	297	99.0
Isaac Brown	3	173	24	9	36	0	242	80.7
Chris Bell	3	0	167	0	0	0	167	55.7
Keyjuan Brown	3	126	34	0	0	0	160	53.3
Duke Watson	3	141	0	0	0	0	141	47.0
Maurice Turner	2	87	8	0	0	0	95	47.5
Jadon Thompson	3	0	88	0	0	0	88	29.3
Donald Chaney, Jr.	3	44	34	0	0	0	78	26.0
Jamari Johnson	3	0	69	0	0	0	69	23.0
Cataurus Hicks	3	0	57	0	0	0	57	19.0
Quincy Riley	3	0	0	53	0	0	53	17.7
Mark Redman	3	0	45	0	0	0	45	15.0
Izayah Cummings	3	0	33	0	0	0	33	11.0
T.J. Capers	2	0	0	0	0	29	29	14.5
Nate Kurisky	3	0	17	0	8	0	25	8.3
Ahmari Huggins-Bruce	3	0	23	0	0	0	23	7.7
Antonio Meeks	2	0	14	9	0	0	23	11.5
Tyler Shough	3	15	0	0	0	0	15	5.0
Travis Egan	3	9	0	0	0	0	9	3.0
Duane Martin	3	2	6	0	0	0	8	2.7
Jaleel Skinner	3	0	4	0	0	0	4	1.3
Stanquan Clark	3	0	0	0	4	0	4	1.3
Kris Hughes	3	0	4	0	0	0	4	1.3
Deuce Adams	1	1	0	0	0	0	1	1.0
Pierce Clarkson	1	-8	0	0	0	0	-8	-8.0
Team	3	-7	0	0	0	0	-7	-2.3
Total	3	583	924	71	48	29	1655	551.7
Opponents	3	262	544	1	76	0	883	294.3

PASSING

#9 Tyler Shough	Comp	Att	Int	Pct	Yards	TD	Long	Sacked	Effic.
Austin Peay	18	24	0	75.0	232	4	33	1-10	211.2
Jacksonville St.	21	33	0	63.6	349	2	51	0-0	172.5
Georgia Tech	13	19	0	68.4	269	2	57	0-0	222.1
Totals	52	76	0	68.4	850	8	57	1-10	197.1

#10 Pierce Clarkson	Comp	Att	Int	Pct	Yards	TD	Long	Sacked	Effic.
Austin Peay	3	4	0	75.0	11	0	7	1-8	98.1
Totals	3	4	0	75.0	11	0	7	1-8	98.1

#15 Harrison Bailey	Comp	Att	Int	Pct	Yards	TD	Long	Sacked	Effic.
Jacksonville St.	2	2	0	100.0	28	0	19	0-0	217.6
Totals	2	2	0	100.0	28	0	19	0-0	217.6

#15 Bailey Harrison	Comp	Att	Int	Pct	Yards	TD	Long	Sacked	Effic.
Austin Peay	6	6	0	100.0	35	0	9	0-0	149.0
Totals	6	6	0	100.0	35	0	9	0-0	149.0

RUSHING

Player	No-Yds/TD	APSU	JSU	GaTech
Keyjuan Brown	19-126/2	9-65/1	5-51/1	5-10/0
Isaac Brown	16-173/1	5-123/1	8-43/0	3-7/0
Maurice Turner	16-87/1	4-27/0	12-60/1	DNP
Donald Chaney, Jr.	13-44/1	-	3-21/1	10-23/0
Duke Watson	12-141/2	6-86/1	4-51/1	2-4/0
Tyler Shough	7-15/0	1--10/0	2-6/0	4-19/0
Travis Egan	1-9/0	1-9/0	-	-
Duane Martin	1-2/1	-	1-2/1	-
Deuce Adams	1-1/0	1-1/0	DNP	DNP
Pierce Clarkson	1--8/0	1--8/0	DNP	DNP

RECEIVING

Player	No-Yds/TD	APSU	JSU	GaTech
Ja'Corey Brooks	17-297/2	7-83/1	6-89/0	4-125/1
Chris Bell	6-167/2	1-24/0	3-61/1	2-82/1
Jadon Thompson	6-88/2	3-44/2	2-42/0	1-2/0
Jamari Johnson	5-69/0	2-20/0	1-29/0	2-20/0
Isaac Brown	4-24/0	1-9/0	2-12/0	1-3/0
Mark Redman	3-45/2	1-21/1	1-12/1	1-12/0
Keyjuan Brown	3-34/0	2-10/0	1-24/0	-
Izayah Cummings	3-33/0	1-5/0	2-28/0	-
Ahmari Huggins-Bruce	3-23/0	1-9/0	1-6/0	1-8/0
Cataurus Hicks	2-57/0	1-6/0	1-51/0	-
Donald Chaney, Jr.	2-34/0	1-17/0	-	1-17/0
Nate Kurisky	2-17/0	-	2-17/0	-
Antonio Meeks	2-14/0	2-14/0	-	DNP
Kris Hughes	2-4/0	2-4/0	-	-
Maurice Turner	1-8/0	1-8/0	-	DNP
Duane Martin	1-6/0	-	1-6/0	-
Jaleel Skinner	1-4/0	1-4/0	-	-

2024 LOUISVILLE FOOTBALL

DEFENSE

##	Player	gp	Tackles				tfl/yds	Sacks no-yds	Pass defense			Fumbles		blkd	
			ua	a	tot				int-yds	brup	qbh	fr-yds	ff	kick	saf
6	Stanquan Clark	3	8	6	14	1-2	
34	T.J. Quinn	3	5	9	14	1-3	
12	Tamarion McDonald	3	7	6	13	3-6	2-5	
23	Tahveon Nicholson	3	11	2	13	2-5	
21	D'Angelo Hutchinson	3	9	3	12	1.5-2	
19	Tramel Logan	3	5	6	11	5-38	3-36	1	.	.	
26	M.J. Griffin	3	8	2	10	
90	Rene Konga	3	5	5	10	0.5-2	.	.	.	2	
93	Jared Dawson	3	5	4	9	3-13	2-11	
35	Antonio Watts	3	4	5	9	2-4	.	.	1	
9	Ashton Gillotte	3	3	6	9	1.5-5	1-5	.	.	4	
14	Corey Thornton	3	4	4	8	.	.	.	2	
10	Ben Perry	3	5	3	8	1-1	
33	Myles Jernigan	3	3	4	7	2	
27	Devin Neal	3	2	4	6	1	.	
99	Dezmond Tell	3	.	5	5	0.5-1	.	.	.	1	
15	Dan Foster, Jr.	3	.	5	5	1	.	
3	Quincy Riley	3	3	1	4	1-9	.	1-0	1	.	.	1	.	.	
32	Jurriente Davis	3	1	3	4	
50	Thor Griffith	3	3	.	3	2-8	1-7	
41	Ramon Puryear	3	1	2	3	1	2-22	.	.	.	
20	Tayon Holloway	3	3	.	3	1	.	
91	Richard Kinley	2	1	1	2	
98	Adonijah Green	3	1	1	2	
54	Jaxon Panariello	1	.	1	1	
51	Jake Scianna	1	.	1	1	
40	Jaiden Spearman	2	.	1	1	
36	Destin Cheirs	1	.	1	1	
97	Maurice Davis	1	1	.	1	1-1	
55	William Spencer	3	.	1	1	
18	T.J. Capers	2	1	.	1	.	.	1-29	
52	Saadq Clements	2	1	.	1	
48	Dakadrien Saunders	3	1	.	1	
33	Jaden Minkins	1	1	.	1	
22	Keyjuan Brown	3	.	1	1	
17	Travis Egan	3	.	1	1	
	Totals	3	102	94	196	26-100	9-64	2-29	4	10	2-22	2	3	0	
	Opponents	3	106	72	178	9-36	2-18	0-0	4	10	0-0	0	1	1	

TACKLES

Player	S-A	Total	APSU	JSU	GaTech
Stanquan Clark	8-6	14	1-1	6-3	1-2
T.J. Quinn	5-9	14	1-2	2-3	2-4
Tahveon Nicholson	11-2	13	3-0	1-0	7-2
Tamarion McDonald	7-6	13	3-0	2-1	2-5
D'Angelo Hutchinson	9-3	12	2-1	2-1	5-1
Tramel Logan	5-6	11	3-0	1-0	1-6
M.J. Griffin	8-2	10	2-0	5-0	1-2
Rene Konga	5-5	10	2-0	1-0	2-5
Jared Dawson	5-4	9	1-0	4-3	0-1
Antonio Watts	4-5	9	2-0	2-1	0-4
Ashton Gillotte	3-6	9	2-2	0-3	1-1
Ben Perry	5-3	8	2-1	2-0	1-2
Corey Thornton	4-4	8	2-1	-	2-3
Myles Jernigan	3-4	7	1-0	-	2-4
Devin Neal	2-4	6	2-0	0-2	0-2
Dan Foster, Jr.	0-5	5	0-2	0-2	0-1
Dezmond Tell	0-5	5	0-1	0-3	0-1
Quincy Riley	3-1	4	-	1-1	2-0
Jurriente Davis	1-3	4	1-0	0-3	-
Tayon Holloway	3-0	3	1-0	-	2-0
Thor Griffith	3-0	3	1-0	1-0	1-0
Ramon Puryear	1-2	3	-	1-1	0-1
Richard Kinley	1-1	2	1-0	0-1	DNP
Adonijah Green	1-1	2	1-1	-	-
T.J. Capers	1-0	1	1-0	-	DNP
Jaden Minkins	1-0	1	1-0	DNP	DNP
Dakadrien Saunders	1-0	1	1-0	-	-
Saadiq Clements	1-0	1	1-0	-	DNP
Maurice Davis	1-0	1	1-0	DNP	DNP
Travis Egan	0-1	1	-	-	0-1
Keyjuan Brown	0-1	1	0-1	-	-
Destin Cheirs	0-1	1	0-1	DNP	DNP
Jaiden Spearman	0-1	1	-	DNP	0-1
Jake Scianna	0-1	1	0-1	DNP	DNP
Jaxon Panariello	0-1	1	0-1	DNP	DNP
William Spencer	0-1	1	-	-	0-1

SACKS

Player	UA-A	Total	APSU	JSU	GaTech
Tramel Logan	3-0	3	2-27	1-9	-
Tamarion McDonald	2-0	2	2-5	-	-
Jared Dawson	2-0	2	1-5	1-6	-
Ashton Gillotte	1-0	1	1-5	-	-
Thor Griffith	1-0	1	1-7	-	-

TACKLES FOR LOSS

Player	UA-A	Total	APSU	JSU	GaTech
Tramel Logan	4-2	5.0	2.0-27	1.0-9	2.0-2
Tamarion McDonald	3-0	3.0	2.0-5	1.0-1	-
Jared Dawson	3-0	3.0	1.0-5	2.0-8	-
Tahveon Nicholson	2-0	2.0	1.0-3	-	1.0-2
Thor Griffith	2-0	2.0	1.0-7	-	1.0-1
Antonio Watts	1-2	2.0	1.0-2	-	1.0-2
Ashton Gillotte	1-1	1.5	1.5-5	-	-
D'Angelo Hutchinson	1-1	1.5	1.5-2	-	-
Quincy Riley	1-0	1.0	-	-	1.0-9
Stanquan Clark	1-0	1.0	1.0-2	-	-
Ben Perry	1-0	1.0	-	1.0-1	-
Maurice Davis	1-0	1.0	1.0-1	DNP	DNP
T.J. Quinn	0-2	1.0	0.5-1	-	0.5-2
Rene Konga	0-1	0.5	-	-	0.5-2
Dezmond Tell	0-1	0.5	0.5-1	-	-

FUMBLES RECOVERED

Player	Number	APSU	JSU	GaTech
Ramon Puryear	2	1	-	1

FUMBLE RETURNS

Player	No-Yds	APSU	JSU	GaTech
Ramon Puryear	2-22	1-22	-	1-0

PUNT RETURNS

Player	No-Yds	APSU	JSU	GaTech
Quincy Riley	6-53	2-28	2-22	2-3
Isaac Brown	2-9	2-9	-	-
Antonio Meeks	1-9	-	1-9	DNP

KICK RETURNS

Player	No-Yds	APSU	JSU	GaTech
Isaac Brown	2-36	-	1-21	1-15
Nate Kurisky	1-8	-	1-8	-
Stanquan Clark	1-4	-	1-4	-

INTERCEPTION RETURNS

Player	No-Yds	APSU	JSU	GaTech
T.J. Capers	1-29	1-29	-	DNP
Quincy Riley	1-0	-	1-0	-

THIRD DOWN CONVERSIONS

Date	Opponent	Score	Overall	1st Qtr	2nd Qtr	3rd Qtr	4th Qtr	Overtime
08/31/2024	Austin Peay	W 62-0	4-10 40.0	1-2 50.0	2-3 66.7	0-2 0.0	1-3 33.3	0-0 0.0
09/07/2024	Jacksonville St.	W 49-14	9-13 69.2	2-3 66.7	2-2 100.0	1-4 25.0	4-4 100.0	0-0 0.0
09/21/2024	Georgia Tech	W 31-19	2-9 22.2	0-2 0.0	1-3 33.3	1-2 50.0	0-2 0.0	0-0 0.0
Louisville			15-32 46.9	3-7 42.9	5-8 62.5	2-8 25.0	5-9 55.6	0-0 0.0
Opponents			10-42 23.8	3-9 33.3	3-10 30.0	1-11 9.1	3-12 25.0	0-0 0.0

FOURTH DOWN CONVERSIONS

Date	Opponent	Score	Overall	1st Qtr	2nd Qtr	3rd Qtr	4th Qtr	Overtime
08/31/2024	Austin Peay	W 62-0	0-0 0.0	0-0 0.0	0-0 0.0	0-0 0.0	0-0 0.0	0-0 0.0
09/07/2024	Jacksonville St.	W 49-14	1-1 100.0	0-0 0.0	0-0 0.0	1-1 100.0	0-0 0.0	0-0 0.0
09/21/2024	Georgia Tech	W 31-19	1-1 100.0	0-0 0.0	1-1 100.0	0-0 0.0	0-0 0.0	0-0 0.0
Louisville			2-2 100.0	0-0 0.0	1-1 100.0	1-1 100.0	0-0 0.0	0-0 0.0
Opponents			4-6 66.7	0-0 0.0	1-1 100.0	2-2 100.0	1-3 33.3	0-0 0.0

TIME OF POSSESSION

Date	Opponent	Score	Overall	1st Qtr	2nd Qtr	3rd Qtr	4th Qtr	Overtime
08/31/2024	Austin Peay	W 62-0	30:50	05:48	10:32	04:51	09:39	00:00
09/07/2024	Jacksonville St.	W 49-14	36:23	07:59	09:00	08:06	11:18	00:00
09/21/2024	Georgia Tech	W 31-19	28:10	07:33	10:44	05:55	03:58	00:00
Louisville			Total 95:23	21:20	30:16	18:52	24:55	00:00
			Avg. 31:48	07:07	10:05	06:17	08:18	00:00
Opponents			Total 84:37	12:33	25:51	21:41	24:32	00:00
			Avg. 28:12	04:11	08:37	07:14	08:11	00:00

2024 LOUISVILLE FOOTBALL

COMPARISON

Opponent	Score	First Downs				Rushing		Passing		Total Offense Plays-Yards	Return Yards	Turn- Overs
		Total	Rush	Pass	Pen	Number-Yards	Comp-Att.-Int	Yards				
Austin Peay	62-0	23 / 9	10 / 5	13 / 4	0 / 0	28-293 / 34-34	27-34-0 / 14-24-1	278 / 72	62-571 / 58-106	88 / 16	0 / 2	
Jacksonville St.	49-14	29 / 19	11 / 7	16 / 9	2 / 3	36-233 / 32-130	23-35-0 / 17-28-1	377 / 160	71-610 / 60-290	64 / 20	0 / 1	
Georgia Tech	31-19	14 / 18	4 / 6	7 / 11	3 / 1	27-57 / 37-98	13-19-0 / 21-32-0	269 / 312	46-326 / 69-410	18 / 41	0 / 1	
Totals	142-33	66 / 46	25 / 18	36 / 24	5 / 4	91-583 / 103-262	63-88-0 / 52-84-2	924 / 544	179-1507 / 187-806	170 / 77	0 / 4	

Opponents	3rd Down Conversion	4th Down Conversion	Time of Possession	TOP Margin	Avg Yds/Rush	Avg Yds/Pass	Avg Yds/Play	Punting Number-Avg	Penalties Number-Yards	Sacks
Austin Peay	4-10 / 4-15	0-0 / 0-0	30:50 / 29:10	01:40	10.5 / 1.0	8.2 / 3.0	9.2 / 1.8	3-42.3 / 11-33.8	4-30.0 / 1-5.0	7 / 2
Jacksonville St.	9-13 / 2-12	1-1 / 1-1	36:23 / 23:37	12:46	6.5 / 4.1	10.8 / 5.7	8.6 / 4.8	2-36.5 / 7-40.3	5-42.0 / 5-55.0	2 / 0
Georgia Tech	2-9 / 4-15	1-1 / 3-5	28:10 / 31:50	-03:40	2.1 / 2.6	14.2 / 9.8	7.1 / 5.9	2-47.5 / 2-56.5	7-69.0 / 6-44.0	0 / 0
Totals	15-32 / 10-42	2-2 / 4-6	95:23 / 84:37	10:46	6.4 / 2.5	10.5 / 6.5	8.4 / 4.3	7-42.1 / 20-38.4	16-141.0 / 12-104.0	9 / 2

Note: Game totals are displayed in the format TEAM/OPPONENT for each category

CARDS IN THE RED ZONE

Date	Opponent	Score	Times In RZ	Times Scored	Total Pts	TDs	Rush	Pass	FGs	Failed to score inside RZ						
							TDs	TDs	Made	FGA	Down	Int	Fumb	Half	Game	
08/31/2024	Austin Peay	W 62-0	7	6	34	4	2	2	2	2	0	0	0	0	0	1
09/07/2024	Jacksonville St.	W 49-14	5	4	28	4	3	1	0	0	0	0	0	0	0	0
09/21/2024	Georgia Tech	W 31-19	1	1	3	0	0	0	1	1	0	0	0	0	0	0
Totals 11 of 13 (84.6%)			13	11	65	8	5	3	3	3	0	0	0	0	0	1

OPPONENTS IN THE RED ZONE

Date	Opponent	Score	Times In RZ	Times Scored	Total Pts	TDs	Rush	Pass	FGs	Failed to score inside RZ						
							TDs	TDs	Made	FGA	Down	Int	Fumb	Half	Game	
08/31/2024	Austin Peay	W 62-0	0	0	0	0	0	0	0	0	0	0	0	0	0	0
09/07/2024	Jacksonville St.	W 49-14	3	2	14	2	1	1	0	1	0	0	0	0	0	0
09/21/2024	Georgia Tech	W 31-19	3	2	10	1	1	0	1	1	1	0	0	0	0	0
Totals 4 of 6 (66.7%)			6	4	24	3	2	1	1	2	1	0	0	0	0	0

CARDS GAME BY GAME

Date	Opponent	Rushing				Receiving				Passing				Kick Returns				Punt Returns				tot off		
		no.	yds	td	lg	no.	yds	td	lg	cmp	att	int	yds	td	lg	no.	yds	td	lg	no.	yds		td	lg
08/31/2024	Austin Peay	28	293	3	77	27	278	4	33	27	34	0	278	4	33	0	0	0	0	4	37	0	29	571
09/07/2024	Jacksonville St.	36	233	5	40	23	377	2	51	23	35	0	377	2	51	3	33	0	21	3	31	0	20	610
09/21/2024	Georgia Tech	27	57	0	9	13	269	2	57	13	19	0	269	2	57	1	15	0	15	2	3	0	3	326
Louisville		91	583	8	77	63	924	8	57	63	88	0	924	8	57	4	48	0	21	9	71	0	29	1507
Opponents		103	262	3	26	52	544	1	51	52	84	2	544	1	51	4	76	0	23	1	1	0	1	806

Louisville Averages

Games	Avg/ rush	Avg/ catch	Pass effic	KR avg	PR avg	All purpose avg/game	Total offense avg/game
3	6.4	14.7	189.8	12.0	7.9	551.7	502.3

Date	Opponent	Tackles				Sacks	Fumble		Pass Defense			blkd kick	PAT attempts			off		
		ua	a	total	tfl-yds		no-yds	ff	fr-yds	int-yds	qbh		brup	kick	rush	rcv	saf	t/o
08/31/2024	Austin Peay	39	16	55	14.0-61	7-49	1	1-22	1-29	1	2	2	8-8	0	0	0	7	62
09/07/2024	Jacksonville St.	31	28	59	5.0-19	2-15	0	0-0	1-0	3	1	0	7-7	0	0	0	7	49
09/21/2024	Georgia Tech	32	50	82	7.0-20	0-0	1	1-0	0-0	6	1	1	4-4	0	0	0	7	31
Louisville		102	94	196	26.0-100	9-64	2	2-22	2-29	10	4	3	19-19	0	0	0	21	142
Opponents		106	72	178	9.0-36	2-18	0	0-0	0-0	10	4	1	4-4	0	0	1	0	33

Date	Opponent	Punting										Field Goals			Kickoffs			
		no.	yds	avg	long	blkd	tb	fc	50+	i20	md-att	long	blkd	no.	yds	avg	tb	ob
08/31/2024	Austin Peay	3	127	42.3	48	0	1	0	0	0	2-2	38	0	11	713	64.8	10	0
09/07/2024	Jacksonville St.	2	73	36.5	40	0	1	0	0	0	0-2	0	0	8	513	64.1	6	0
09/21/2024	Georgia Tech	2	95	47.5	56	0	0	1	1	1	1-2	27	1	7	443	63.3	5	0
Louisville		7	295	42.1	56	0	2	1	1	1	3-6	38	1	26	1669	64.2	21	0
Opponents		20	767	38.4	58	2	1	5	2	4	1-4	26	1	8	447	55.9	4	0

2024 LOUISVILLE FOOTBALL

OPPONENTS GAME BY GAME

Date	Opponent	Rushing				Receiving				Passing				Kick Returns				Punt Returns				tot off		
		no.	yds	td	lg	no.	yds	td	lg	cmp	att	int	yds	td	lg	no.	yds	td	lg	no.	yds		td	lg
08/31/2024	Austin Peay	34	34	0	11	14	72	0	14	14	24	1	72	0	14	1	16	0	16	0	0	0	0	106
09/07/2024	Jacksonville St.	32	130	1	21	17	160	1	18	17	28	1	160	1	18	1	20	0	20	0	0	0	0	290
09/21/2024	Georgia Tech	37	98	2	26	21	312	0	51	21	32	0	312	0	51	2	40	0	23	1	1	0	1	410
Opponents		103	262	3	26	52	544	1	51	52	84	2	544	1	51	4	76	0	23	1	1	0	1	806
Louisville		91	583	8	77	63	924	8	57	63	88	0	924	8	57	4	48	0	21	9	71	0	29	1507

Opponents Averages

Games	Avg/ rush	Avg/ catch	Pass effic	KR avg	PR avg	All purpose avg/game	Total offense avg/game
3	2.5	10.5	115.5	19.0	1.0	294.3	268.7

Date	Opponent	Tackles			Sacks	Fumble	Pass Defense			blkd	PAT attempts			off				
		ua	a	total	tfl-yds	no-yds	ff	fr-yds	int-yds	qbh	brup	kick	kick	rush	rcv	saf	t/o	pts
08/31/2024	Austin Peay	38	26	64	4.0-23	2-18	0	0-0	0-0	3	2	0	0-0	0	0	0	0	0
09/07/2024	Jacksonville St.	40	30	70	2.0-6	0-0	0	0-0	0-0	3	2	0	2-2	0	0	0	0	14
09/21/2024	Georgia Tech	28	16	44	3.0-7	0-0	0	0-0	0-0	4	0	1	2-2	0	0	1	0	19
Opponents		106	72	178	9.0-36	2-18	0	0-0	0-0	10	4	1	4-4	0	0	1	0	33
Louisville		102	94	196	26.0-100	9-64	2	2-22	2-29	10	4	3	19-19	0	0	0	21	142

Date	Opponent	Punting									Field Goals			Kickoffs				
		no.	yds	avg	long	blkd	tb	fc	50+	i20	md-att	long	blkd	no.	yds	avg	tb	ob
08/31/2024	Austin Peay	11	372	33.8	49	2	1	3	0	1	0-0	0	0	1	65	65.0	1	0
09/07/2024	Jacksonville St.	7	282	40.3	45	0	0	2	0	1	0-1	0	0	3	134	44.7	0	0
09/21/2024	Georgia Tech	2	113	56.5	58	0	0	0	2	2	1-3	26	1	4	248	62.0	3	0
Opponents		20	767	38.4	58	2	1	5	2	4	1-4	26	1	8	447	55.9	4	0
Louisville		7	295	42.1	56	0	2	1	1	1	3-6	38	1	26	1669	64.2	21	0

2024 LOUISVILLE FOOTBALL

LOUISVILLE HIGHS

RUSHES	36	Jacksonville St. (09/07/2024)
YARDS RUSHING	293	Austin Peay (08/31/2024)
YARDS PER RUSH	10.5	Austin Peay (08/31/2024)
TD RUSHES	5	Jacksonville St. (09/07/2024)
PASS ATTEMPTS	35	Jacksonville St. (09/07/2024)
PASS COMPLETIONS	27	Austin Peay (08/31/2024)
YARDS PASSING	377	Jacksonville St. (09/07/2024)
YARDS PER PASS	14.2	Georgia Tech (09/21/2024)
TD PASSES	4	Austin Peay (08/31/2024)
TOTAL PLAYS	71	Jacksonville St. (09/07/2024)
TOTAL OFFENSE	610	Jacksonville St. (09/07/2024)
YARDS PER PLAY	9.2	Austin Peay (08/31/2024)
POINTS	62	Austin Peay (08/31/2024)
SACKS BY	7	Austin Peay (08/31/2024)
FIRST DOWNS	29	Jacksonville St. (09/07/2024)
PENALTIES	7	Georgia Tech (09/21/2024)
PENALTY YARDS	69	Georgia Tech (09/21/2024)
TURNOVERS	0	Georgia Tech (09/21/2024)
	0	Jacksonville St. (09/07/2024)
	0	Austin Peay (08/31/2024)
PUNTS	3	Austin Peay (08/31/2024)
PUNTING AVG	47.5	Georgia Tech (09/21/2024)
LONG PUNT	56	Georgia Tech (09/21/2024)
PUNTS INSIDE 20	1	Georgia Tech (09/21/2024)
LONG PUNT RETURN	29	Austin Peay (08/31/2024)

LOUISVILLE LOWS

RUSHES	27	Georgia Tech (09/21/2024)
YARDS RUSHING	57	Georgia Tech (09/21/2024)
YARDS PER RUSH	2.1	Georgia Tech (09/21/2024)
TD RUSHES	0	Georgia Tech (09/21/2024)
PASS ATTEMPTS	19	Georgia Tech (09/21/2024)
PASS COMPLETIONS	13	Georgia Tech (09/21/2024)
YARDS PASSING	269	Georgia Tech (09/21/2024)
YARDS PER PASS	8.2	Austin Peay (08/31/2024)
TD PASSES	2	Georgia Tech (09/21/2024)
	2	Jacksonville St. (09/07/2024)
TOTAL PLAYS	46	Georgia Tech (09/21/2024)
TOTAL OFFENSE	326	Georgia Tech (09/21/2024)
YARDS PER PLAY	7.1	Georgia Tech (09/21/2024)
POINTS	31	Georgia Tech (09/21/2024)
SACKS BY	0	Georgia Tech (09/21/2024)
FIRST DOWNS	14	Georgia Tech (09/21/2024)
PENALTIES	4	Austin Peay (08/31/2024)
PENALTY YARDS	30	Austin Peay (08/31/2024)
INTERCEPTIONS BY	0	Georgia Tech (09/21/2024)
PUNTS	2	Georgia Tech (09/21/2024)
	2	Jacksonville St. (09/07/2024)
PUNTING AVG	36.5	Jacksonville St. (09/07/2024)
LONG PUNT	40	Jacksonville St. (09/07/2024)
PUNTS INSIDE 20	0	Jacksonville St. (09/07/2024)
	0	Austin Peay (08/31/2024)
LONG PUNT RETURN	3	Georgia Tech (09/21/2024)

OPPONENT HIGHS

RUSHES	37	Georgia Tech (09/21/2024)
YARDS RUSHING	130	Jacksonville St. (09/07/2024)
YARDS PER RUSH	4.1	Jacksonville St. (09/07/2024)
TD RUSHES	2	Georgia Tech (09/21/2024)
PASS ATTEMPTS	32	Georgia Tech (09/21/2024)
PASS COMPLETIONS	21	Georgia Tech (09/21/2024)
YARDS PASSING	312	Georgia Tech (09/21/2024)
YARDS PER PASS	9.8	Georgia Tech (09/21/2024)
TD PASSES	1	Jacksonville St. (09/07/2024)
TOTAL PLAYS	69	Georgia Tech (09/21/2024)
TOTAL OFFENSE	410	Georgia Tech (09/21/2024)
YARDS PER PLAY	5.9	Georgia Tech (09/21/2024)
POINTS	19	Georgia Tech (09/21/2024)
SACKS BY	2	Austin Peay (08/31/2024)
FIRST DOWNS	19	Jacksonville St. (09/07/2024)
PENALTIES	6	Georgia Tech (09/21/2024)
PENALTY YARDS	55	Jacksonville St. (09/07/2024)
TURNOVERS	2	Austin Peay (08/31/2024)
PUNTS	11	Austin Peay (08/31/2024)
PUNTING AVG	56.5	Georgia Tech (09/21/2024)
LONG PUNT	58	Georgia Tech (09/21/2024)
PUNTS INSIDE 20	2	Georgia Tech (09/21/2024)
LONG PUNT RETURN	1	Georgia Tech (09/21/2024)

OPPONENT LOWS

RUSHES	32	Jacksonville St. (09/07/2024)
YARDS RUSHING	34	Austin Peay (08/31/2024)
YARDS PER RUSH	1.0	Austin Peay (08/31/2024)
TD RUSHES	0	Austin Peay (08/31/2024)
PASS ATTEMPTS	24	Austin Peay (08/31/2024)
PASS COMPLETIONS	14	Austin Peay (08/31/2024)
YARDS PASSING	72	Austin Peay (08/31/2024)
YARDS PER PASS	3.0	Austin Peay (08/31/2024)
TD PASSES	0	Georgia Tech (09/21/2024)
	0	Austin Peay (08/31/2024)
TOTAL PLAYS	58	Austin Peay (08/31/2024)
TOTAL OFFENSE	106	Austin Peay (08/31/2024)
YARDS PER PLAY	1.8	Austin Peay (08/31/2024)
POINTS	0	Austin Peay (08/31/2024)
SACKS BY	0	Georgia Tech (09/21/2024)
	0	Jacksonville St. (09/07/2024)
FIRST DOWNS	9	Austin Peay (08/31/2024)
PENALTIES	1	Austin Peay (08/31/2024)
PENALTY YARDS	5	Austin Peay (08/31/2024)
INTERCEPTIONS BY	0	Georgia Tech (09/21/2024)
	0	Jacksonville St. (09/07/2024)
	0	Austin Peay (08/31/2024)
PUNTS	2	Georgia Tech (09/21/2024)
PUNTING AVG	33.8	Austin Peay (08/31/2024)
LONG PUNT	45	Jacksonville St. (09/07/2024)
PUNTS INSIDE 20	1	Jacksonville St. (09/07/2024)
	1	Austin Peay (08/31/2024)
LONG PUNT RETURN	0	Jacksonville St. (09/07/2024)
	0	Austin Peay (08/31/2024)

LOUISVILLE INDIVIDUAL HIGHS

RUSHES	12	Maurice Turner vs Jacksonville St. (09/07/2024)
YARDS RUSHING	123	Isaac Brown vs Austin Peay (08/31/2024)
TD RUSHES	1	Duane Martin vs Jacksonville St. (09/07/2024)
	1	Donald Chaney, Jr. vs Jacksonville St. (09/07/2024)
	1	Maurice Turner vs Jacksonville St. (09/07/2024)
	1	Keyjuan Brown vs Jacksonville St. (09/07/2024)
	1	Duke Watson vs Jacksonville St. (09/07/2024)
	1	Keyjuan Brown vs Austin Peay (08/31/2024)
	1	Isaac Brown vs Austin Peay (08/31/2024)
	1	Duke Watson vs Austin Peay (08/31/2024)
LONG RUSH	77	Isaac Brown vs Austin Peay (08/31/2024)
PASS ATTEMPTS	33	Tyler Shough vs Jacksonville St. (09/07/2024)
PASS COMPLETIONS	21	Tyler Shough vs Jacksonville St. (09/07/2024)
YARDS PASSING	349	Tyler Shough vs Jacksonville St. (09/07/2024)
TD PASSES	4	Tyler Shough vs Austin Peay (08/31/2024)
LONG PASS	57	Tyler Shough vs Georgia Tech (09/21/2024)
RECEPTIONS	7	Ja'Corey Brooks vs Austin Peay (08/31/2024)
YARDS RECEIVING	125	Ja'Corey Brooks vs Georgia Tech (09/21/2024)
TD RECEPTIONS	2	Jadon Thompson vs Austin Peay (08/31/2024)
LONG RECEPTION	57	Ja'Corey Brooks vs Georgia Tech (09/21/2024)
PUNTS	2	Brady Hodges vs Georgia Tech (09/21/2024)
	2	Carter Schwartz vs Austin Peay (08/31/2024)
PUNTING AVG	47.5	Brady Hodges vs Georgia Tech (09/21/2024)
LONG PUNT	56	Brady Hodges vs Georgia Tech (09/21/2024)
PUNTS INSIDE 20	1	Brady Hodges vs Georgia Tech (09/21/2024)
LONG PUNT RETURN	29	Quincy Riley vs Austin Peay (08/31/2024)
LONG KICKOFF RETURN	21	Isaac Brown vs Jacksonville St. (09/07/2024)
TACKLES	9	Tahveon Nicholson vs Georgia Tech (09/21/2024)
	9	Stanquan Clark vs Jacksonville St. (09/07/2024)
SACKS	2	Tamarion McDonald vs Austin Peay (08/31/2024)
	2	Tramel Logan vs Austin Peay (08/31/2024)
TACKLES FOR LOSS	2	Tramel Logan vs Georgia Tech (09/21/2024)
	2	Jared Dawson vs Jacksonville St. (09/07/2024)
	2	Tamarion McDonald vs Austin Peay (08/31/2024)
	2	Tramel Logan vs Austin Peay (08/31/2024)

OPPONENT INDIVIDUAL HIGHS

RUSHES	18	Tyler Huff vs Jacksonville St. (09/07/2024)
YARDS RUSHING	101	Tyler Huff vs Jacksonville St. (09/07/2024)
TD RUSHES	1	Haynes King vs Georgia Tech (09/21/2024)
	1	Jamal Haynes vs Georgia Tech (09/21/2024)
	1	Tyler Huff vs Jacksonville St. (09/07/2024)
LONG RUSH	26	Haynes King vs Georgia Tech (09/21/2024)
PASS ATTEMPTS	32	Haynes King vs Georgia Tech (09/21/2024)
PASS COMPLETIONS	21	Haynes King vs Georgia Tech (09/21/2024)
YARDS PASSING	312	Haynes King vs Georgia Tech (09/21/2024)
TD PASSES	1	Tyler Huff vs Jacksonville St. (09/07/2024)
LONG PASS	51	Haynes King vs Georgia Tech (09/21/2024)
RECEPTIONS	7	Malik Rutherford vs Georgia Tech (09/21/2024)
YARDS RECEIVING	113	Malik Rutherford vs Georgia Tech (09/21/2024)
TD RECEPTIONS	1	Sean Brown vs Jacksonville St. (09/07/2024)
LONG RECEPTION	51	Eric Singleton, Jr. vs Georgia Tech (09/21/2024)
FIELD GOALS	1	Aidan Birr vs Georgia Tech (09/21/2024)
LONG FIELD GOALS	26	Aidan Birr vs Georgia Tech (09/21/2024)
PUNTS	9	Dominik Stadlman vs Austin Peay (08/31/2024)
PUNTING AVG	56.5	David Shanahan vs Georgia Tech (09/21/2024)
LONG PUNT	58	David Shanahan vs Georgia Tech (09/21/2024)
PUNTS INSIDE 20	2	David Shanahan vs Georgia Tech (09/21/2024)
LONG PUNT RETURN	1	Rodney Shelley vs Georgia Tech (09/21/2024)
LONG KICKOFF RETURN	23	Bailey Stockton vs Georgia Tech (09/21/2024)
TACKLES	12	Patrick Taylor vs Jacksonville St. (09/07/2024)
SACKS	1	Dion Hunter vs Austin Peay (08/31/2024)
	1	Davion Hood vs Austin Peay (08/31/2024)
TACKLES FOR LOSS	1.5	J-Rock Swain vs Jacksonville St. (09/07/2024)
INTERCEPTIONS	none	

PARTICIPATION

##	Player	GP-GS	APSU	JSU	GaTech
0	Chris Bell	3/3	START	START	START
1	Ja'Corey Brooks	3/3	START	START	START
2	Jadon Thompson	3/3	START	START	START
3	Quincy Riley	3/3	START	START	START
4	Maurice Turner	2/2	START	START	...
5	Caullin Lacy	0/0
6	Stanquan Clark	3/3	START	START	START
7	Jimmy Calloway	1/0	XXX
9	Tyler Shough	3/3	START	START	START
9	Ashton Gillotte	3/3	START	START	START
10	Ben Perry	3/0	XXX	XXX	XXX
10	Pierce Clarkson	1/0	XXX
11	Jamari Johnson	3/0	XXX	XXX	XXX
12	Tamarion McDonald	3/3	START	START	START
12	Brady Allen	1/0	XXX
13	Aaron Williams	0/0
13	Deuce Adams	1/0	XXX
14	Corey Thornton	3/2	START	START	XXX
14	Sam Vaulton	1/0	XXX
15	Harrison Bailey	1/0	...	XXX	...
15	Dan Foster, Jr.	3/0	XXX	XXX	XXX
15	Bailey Harrison	1/0	XXX
17	Travis Egan	3/0	XXX	XXX	XXX
18	Sam Young	1/0	XXX
18	T.J. Capers	2/0	XXX	XXX	...
19	Tramel Logan	3/0	XXX	XXX	XXX
19	Drew Allen	1/0	XXX
20	Tayon Holloway	3/0	XXX	XXX	XXX
20	Ryan Zimmerman	0/0
21	Donald Chaney, Jr.	3/1	XXX	XXX	START
21	D'Angelo Hutchinson	3/0	XXX	XXX	XXX
22	Keyjuan Brown	3/0	XXX	XXX	XXX
23	Tahveon Nicholson	3/1	XXX	XXX	START
24	Ahmari Huggins-Bruce	3/0	XXX	XXX	XXX
25	Isaac Brown	3/0	XXX	XXX	XXX
26	M.J. Griffin	3/3	START	START	START
26	Duke Watson	3/0	XXX	XXX	XXX
27	Devin Neal	3/0	XXX	XXX	XXX
28	Daeh McCullough	0/0
29	Blake Ruffin	1/0	XXX
30	Rae'Mon Mosby	1/0	XXX
31	Jathan Hatch	1/0	XXX
32	Jurriente Davis	3/0	XXX	XXX	XXX
32	Hayden Travelstead	0/0
33	Myles Jernigan	3/3	START	START	START
33	Jaden Minkins	1/0	XXX
34	T.J. Quinn	3/3	START	START	START
35	Antonio Watts	3/3	START	START	START
36	Destin Cheirs	1/0	XXX
36	Cooper Ranvier	1/0	XXX
37	A.J. Vinatieri Jr.	0/0
38	Brock Travelstead	3/0	XXX	XXX	XXX
39	Carter Schwartz	2/0	XXX	XXX	...
39	Trey Durbin	0/0
40	Jaiden Spearman	2/0	XXX	...	XXX
41	Ramon Puryear	3/0	XXX	XXX	XXX
43	Trent Carter	2/0	XXX	XXX	...
43	Shammai Gates	0/0
44	Selah Brown	0/0
44	Eli Adams	1/0	XXX

PARTICIPATION (cont.)

##	Player	GP-GS	APSU	JSU	GaTech
45	Duane Martin	3/0	XXX	XXX	XXX
46	Brady McEnaney	0/0
47	Jaedon King	2/0	XXX	XXX	...
48	Shai Kochav	3/0	XXX	XXX	XXX
48	Dakadrien Saunders	3/0	XXX	XXX	XXX
49	Kris Hughes	3/0	XXX	XXX	XXX
49	Eli Limouris	1/0	XXX
50	Pete Nygra	3/3	START	START	START
50	Thor Griffith	3/0	XXX	XXX	XXX
51	Austin Collins	3/3	START	START	START
51	Jake Scianna	1/0	XXX
52	Saadig Clements	2/0	XXX	XXX	...
52	Fred Johnson	1/0	XXX
53	Lance Robinson	0/0
53	Drew Covington	2/0	XXX	XXX	...
54	Jaxon Panariello	1/0	XXX
55	William Spencer	3/0	XXX	XXX	XXX
55	Jimmy Williams	1/0	XXX
56	Renato Brown	2/0	XXX	XXX	...
57	M.J. Campbell	1/0	XXX
58	Xavier Porter	1/0	XXX
59	Victor Cutler	3/0	XXX	XXX	XXX
60	Rasheed Miller	3/0	XXX	XXX	XXX
61	Chris McAdoo	1/0	XXX
68	Michael Gonzalez	3/3	START	START	START
70	Trevonte Sylvester	3/0	XXX	XXX	XXX
71	Monroe Mills	3/3	START	START	START
73	Madden Sanker	1/0	XXX
76	Jonathan Mendoza	3/3	START	START	START
77	Ransom McDermott	1/0	XXX
78	Joe Crocker	1/0	XXX
79	Makhete Gueye	1/0	XXX
80	Jojo Stone	1/0	XXX
81	Cataurus Hicks	3/0	XXX	XXX	XXX
82	Jahill McClain	1/0	XXX
83	Mark Redman	3/3	START	START	START
84	Izayah Cummings	3/0	XXX	XXX	XXX
85	Nate Kurisky	3/0	XXX	XXX	XXX
86	Antonio Meeks	2/0	XXX	XXX	...
87	Dylan Messman	1/0	XXX
88	Jaleel Skinner	3/0	XXX	XXX	XXX
89	Shaun Boykins	1/0	XXX
90	Rene Konga	3/3	START	START	START
90	Hamilton Atkins	1/0	XXX
90	Adam Winkenhofer	0/0
91	Richard Kinley	2/0	XXX	XXX	...
92	Micah Carter	1/0	XXX
93	Jared Dawson	3/0	XXX	XXX	XXX
93	Brady Hodges	3/0	XXX	XXX	XXX
94	Jordan Guerad	0/0
95	Mason Reiger	0/0
97	Maurice Davis	1/0	XXX
98	Nick Keller	2/0	XXX	...	XXX
98	Adonijah Green	3/0	XXX	XXX	XXX
99	Dezmond Tell	3/3	START	START	START

2024 LOUISVILLE FOOTBALL

FBS RANKINGS

Statistic	National Rank	Conference Rank	Value	National Leader	Value	Conference Leader	Value
3rd Down Conversion Pct (133 ranked)	34	3	0.469	Miami (FL)	0.643	Miami (FL)	0.643
3rd Down Conversion Pct Defense (133 ranked)	9	2	0.238	Alabama	0.163	Miami (FL)	0.235
4th Down Conversion Pct (130 ranked)	1	1	1.000	10 teams tied	1.000	Syracuse Louisville	1.000 1.000
4th Down Conversion Pct Defense (128 ranked)	95	12	0.667	7 teams tied	0.000	Stanford	0.000
Blocked Kicks (16 ranked)	1	1	3	4 teams tied	3	Georgia Tech Louisville	3 3
Blocked Kicks Allowed (132 ranked)	89	10	1	88 teams tied	0	9 teams tied	0
Blocked Punts (5 ranked)	1	1	2	4 teams tied	2	Louisville	2
Blocked Punts Allowed (112 ranked)	1	1	0	111 teams tied	0	12 teams tied	0
Completion Percentage (133 ranked)	9	3	0.716	Oregon	0.837	Miami (FL)	0.741
Defensive TDs (13 ranked)	5	2	2	4 teams tied	3	SMU	3
Fewest Penalties (132 ranked)	23	4	16	Louisiana	9	Boston College	14
Fewest Penalties Per Game (133 ranked)	50	10	5.33	Iowa Kent St.	2.75	Boston College	3.50
Fewest Penalty Yards (133 ranked)	24	4	141	Wisconsin	53	Boston College	103
Fewest Penalty Yards Per Game (133 ranked)	47	9	47.00	Wisconsin	17.67	Boston College	25.75
First Downs Defense (133 ranked)	14	1	46	Ohio St.	35	Louisville	46
First Downs Offense (133 ranked)	96	14	66	Ole Miss	130	Miami (FL)	114
Fumbles Lost (129 ranked)	1	1	0	20 teams tied	0	Louisville Miami (FL) Syracuse	0 0 0
Fumbles Recovered (73 ranked)	44	6	2	Oklahoma	8	Duke SMU	5 5
Kickoff Return Defense (133 ranked)	77	14	19.00	Arizona Louisiana Tech NC State	0.00	NC State	0.00
Kickoff Returns (131 ranked)	125	17	12.00	Alabama	52.00	Virginia	24.57
Net Punting (133 ranked)	103	13	36.29	Baylor	48.21	Florida St.	46.39
Passes Had Intercepted (133 ranked)	1	1	0	14 teams tied	0	Louisville	0
Passes Intercepted (108 ranked)	78	12	2	California	10	California	10
Passing Offense (133 ranked)	18	5	308.0	Ole Miss	422.8	Miami (FL)	405.0
Passing Yards Allowed (133 ranked)	44	4	181.3	Georgia	91.3	Duke	132.0
Passing Yards per Completion (133 ranked)	19	3	14.67	Navy	19.60	Boston College	16.00
Punt Return Defense (133 ranked)	20	2	1.00	Bowling Green	-7.00	Boston College	0.67
Punt Returns (133 ranked)	74	11	7.89	Troy	34.67	North Carolina	33.50
Red Zone Defense (110 ranked)	14	1	0.667	Army West Point	0.375	Louisville	0.667
Red Zone Offense (133 ranked)	74	12	0.846	17 teams tied	1.000	Syracuse	1.000
Rushing Defense (133 ranked)	18	3	87.3	Ole Miss	34.5	Stanford	51.7
Rushing Offense (133 ranked)	37	5	194.3	UCF	375.7	North Carolina	221.8
Sacks Allowed (133 ranked)	11	2	0.67	5 teams tied	0.00	Georgia Tech	0.00
Scoring Defense (133 ranked)	13	2	11.0	Ole Miss Texas	5.5	Miami (FL)	10.3
Scoring Offense (133 ranked)	12	3	47.3	Ole Miss	55.0	Miami (FL)	52.3
Tackles for Loss Allowed (133 ranked)	9	2	3.00	Army West Point Navy Texas A&M	2.00	Miami (FL)	2.75
Team Passing Efficiency (133 ranked)	8	3	189.79	Penn St.	221.06	Miami (FL)	201.10
Team Passing Efficiency Defense (133 ranked)	43	6	115.47	Iowa St.	74.01	California	90.25
Team Sacks (131 ranked)	14	5	3.00	Boise St. Miami (FL) Texas St.	4.00	Miami (FL)	4.00
Team Tackles for Loss (133 ranked)	7	2	8.7	Duke	11.5	Duke	11.5
Time of Possession (133 ranked)	34	4	31:48	Oregon St.	37:56	NC State	33:27
Total Defense (133 ranked)	22	3	268.7	Tennessee	176.0	Miami (FL)	232.8
Total Offense (133 ranked)	14	3	502.3	Ole Miss	670.8	Miami (FL)	605.0
Turnover Margin (133 ranked)	10	3	1.33	James Madison	2.33	California	2.00
Turnovers Gained (127 ranked)	73	10	4	Oklahoma San Jose St.	12	California	11
Turnovers Lost (132 ranked)	1	1	0	Georgia Indiana Louisville	0	Louisville	0
Winning Percentage (128 ranked)	1	1	1.000	26 teams tied	1.000	4 teams tied	1.000

2024 LOUISVILLE FOOTBALL

FBS RANKINGS

Statistic	Player	National Rank	Conference Rank	Value	National Leader	Value	Conference Leader	Value
All Purpose (198 ranked)	Ja'Corey Brooks	77	10	99.00	Ashton Jeanty, Boise St.	199.33	Desmond Reid, Pittsburgh	188.00
	Isaac Brown	138	21	80.67				
Blocked Kicks (1 ranked)					Cade Haberman, NIU	2		
Combined Kick Returns (197 ranked)	Quincy Riley	161	24	53	Kenny Johnson, Pittsburgh	281	Kenny Johnson, Pittsburgh	281
	Isaac Brown	178	26	45				
Completion Percentage (129 ranked)	Tyler Shough	26	4	0.684	Dillon Gabriel, Oregon	0.840	Haynes King, Georgia Tech	0.739
Completions Per Game (100 ranked)	Tyler Shough	58	12	17.33	Kyle McCord, Syracuse	28.67	Kyle McCord, Syracuse	28.67
Field Goal Percentage (108 ranked)	Brock Travelstead	96	14	0.500	21 players tied	1.000	5 players tied	1.000
Field Goals Per Game (129 ranked)	Brock Travelstead	73	13	1.00	Blake Craig, Missouri	2.75	Collin Rogers, SMU	2.75
					Jesus Gomez, Eastern Mich.	2.75		
					Collin Rogers, SMU	2.75		
Forced Fumbles (28 ranked)	Tramel Logan	28	5	0.33	Andrew Simpson, Boise St.	1.00	David Bailey, Stanford	0.67
	Quincy Riley	28	5	0.33				
Fumbles Recovered (6 ranked)	Ramon Puryear	1	1	2	5 players tied	2	Ramon Puryear, Louisville	2
Interceptions Per Game (54 ranked)	Quincy Riley	54	9	0.3	Jalen Catalon, UNLV	1.0	Nohl Williams, California	1.0
					Nohl Williams, California	1.0		
Kickoff Return TDs (1 ranked)					10 players tied	1	Nohl Williams, California	1
Kickoff Returns (67 ranked)					Joseph Himon II, Northwestern	42.6	Brashard Smith, SMU	25.6
Passes Defended (32 ranked)					Al'zillion Hamilton, Fresno St.	2.0	Nohl Williams, California	1.8
Passing Efficiency (129 ranked)	Tyler Shough	6	2	197.1	Jaxson Dart, Ole Miss	219.4	Cameron Ward, Miami (FL)	204.9
Passing TDs (86 ranked)	Tyler Shough	20	6	8	Cameron Ward, Miami (FL)	14	Cameron Ward, Miami (FL)	14
Passing Yards (130 ranked)	Tyler Shough	49	9	850	Jaxson Dart, Ole Miss	1,554	Cameron Ward, Miami (FL)	1,439
Passing Yards Per Game (130 ranked)	Tyler Shough	18	5	283.3	Jaxson Dart, Ole Miss	388.5	Cameron Ward, Miami (FL)	359.8
Passing Yards per Completion (129 ranked)	Tyler Shough	8	1	16.35	Arch Manning, Texas	19.86	Tyler Shough, Louisville	16.35
Points Responsible For (198 ranked)	Tyler Shough	48	9	48	John Mateer, Washington St.	98	Cameron Ward, Miami (FL)	92
	Brock Travelstead	198	29	26				
Points Responsible For Per Game (183 ranked)	Tyler Shough	29	7	16.0	Jalen Milroe, Alabama	28.0	Cameron Ward, Miami (FL)	23.0
	Brock Travelstead	141	23	8.7				
Punt Return TDs (1 ranked)					28 players tied	1	7 players tied	1
Punt Returns (73 ranked)	Quincy Riley	42	7	8.8	Jamaal Pritchett, South Alabama	28.0	Taylor Morin, Wake Forest	21.5
Punting (68 ranked)					Eddie Czaplicki, Southern California	52.1	Alex Mastromanno, Florida St.	49.7
Receiving TDs (70 ranked)	Chris Bell	70	12	2	Nick Nash, San Jose St.	8	Xavier Restrepo, Miami (FL)	5
	Ja'Corey Brooks	70	12	2				
	Mark Redman	70	12	2				
	Jadon Thompson	70	12	2				
Receiving Yards (199 ranked)	Ja'Corey Brooks	41	7	297	Nick Nash, San Jose St.	637	Malik Rutherford, Georgia Tech	398
	Chris Bell	199	31	167				
Receiving Yards Per Game (200 ranked)	Ja'Corey Brooks	14	1	99.0	Nick Nash, San Jose St.	159.3	Ja'Corey Brooks, Louisville	99.0
	Chris Bell	129	20	55.7				
Receptions Per Game (196 ranked)	Ja'Corey Brooks	48	8	5.7	Nick Nash, San Jose St.	12.5	Trebor Pena, Syracuse	7.3
Rush Yards Per Carry (142 ranked)					Blake Horvath, Navy	10.76	Phil Mafah, Clemson	8.61
Rushing TDs (49 ranked)					Dylan Sampson, Tennessee	10	Bhayshul Tuten, Virginia Tech	7
Rushing Yards (199 ranked)	Isaac Brown	151	21	173	Kaleb Johnson, Iowa	685	Omarion Hampton, North Carolina	555
	Duke Watson	197	27	141				
Rushing Yards Per Game (200 ranked)	Isaac Brown	108	13	57.7	Ashton Jeanty, Boise St.	195.3	Omarion Hampton, North Carolina	138.8
	Duke Watson	156	21	47.0				
	Keyjuan Brown	178	25	42.0				
Sacks (96 ranked)	Tramel Logan	12	4	1.00	Mike Green, Marshall	1.50	Antwaun Powell-Ryland, Virginia Tech	1.38
	Jared Dawson	47	10	0.67				
	Tamarion McDonald	47	10	0.67				
Scoring (146 ranked)	Brock Travelstead	51	12	8.7	RJ Harvey, UCF	18.7	Bhayshul Tuten, Virginia Tech	12.0
Solo Tackles (24 ranked)					Shaun Dolac, Buffalo	8.5	Nick Andersen, Wake Forest	7.0
Tackles For Loss (47 ranked)	Tramel Logan	14	4	1.7	Shaun Dolac, Buffalo	2.4	Alex Howard, Duke	2.1
Total Interceptions (54 ranked)	T.J. Capers	54	9	1	Nohl Williams, California	4	Nohl Williams, California	4
	Quincy Riley	54	9	1				
Total Offense (200 ranked)	Tyler Shough	26	7	288.3	Jaxson Dart, Ole Miss	411.0	Cameron Ward, Miami (FL)	382.0
Total Points Scored (120 ranked)	Brock Travelstead	101	18	26	Dylan Sampson, Tennessee	60	Bhayshul Tuten, Virginia Tech	48
Total Tackles (467 ranked)	Stanquan Clark	404	61	4.7	Shaun Dolac, Buffalo	15.5	Nick Andersen, Wake Forest	12.0
	T.J. Quinn	404	61	4.7				
	Tahveon Nicholson	467	66	4.3				
	Tamarion McDonald	467	66	4.3				
Total Touchdowns (88 ranked)					Dylan Sampson, Tennessee	10	Bhayshul Tuten, Virginia Tech	8
Yards per Pass Attempt (129 ranked)	Tyler Shough	6	2	11.18	Jaxson Dart, Ole Miss	13.06	Cameron Ward, Miami (FL)	11.70
Yards per Reception (200 ranked)	Chris Bell	3	1	27.83	Ryan Williams, Alabama	28.50	Chris Bell, Louisville	27.83
	Ja'Corey Brooks	70	7	17.47				
	Jadon Thompson	139	20	14.67				



0 CHRIS BELL

WR • 6-2 • 220 • JR
YAZOO CITY, MISS.
GREENVILLE CHRISTIAN

GAME BY GAME STATISTICS

OPPONENT	NO	YARDS	TD	AVG	LONG
AUSTIN PEAY	1	24	0	24.0	24
JACKSONVILLE STATE	3	61	1	20.3	48
GEORGIA TECH	2	82	1	41.0	45
NOTRE DAME					
SMU					
VIRGINIA					
MIAMI					
BOSTON COLLEGE					
CLEMSON					
STANFORD					
PITT					
KENTUCKY					

CAREER STATISTICS

YEAR	GP	NO	YARDS	TD	AVG	LONG
2022	9	7	105	0	15.0	29
2023	14	29	407	2	14.0	48
2024	3	6	167	2	27.8	48
TOTALS	26	42	679	4	16.2	48

CAREER HIGHS

RECEPTIONS..... 4, THREE TIMES
RECEIVING YARDS..... 85 AT NC STATE, 9/29/23
RECEIVING TOUCHDOWNS..... 1, FOUR TIMES
LONG RECEPTION..... 48, TWO TIMES



1 JA'COREY BROOKS

WR • 6-3 • 195 • R-SR
BRADENTON, FLA.
IMG ACADEMY | ALABAMA

GAME BY GAME STATISTICS

OPPONENT	NO	YARDS	TD	AVG	LONG
AUSTIN PEAY	7	83	1	11.9	21
JACKSONVILLE STATE	6	89	0	14.8	27
GEORGIA TECH	4	125	1	31.3	57
NOTRE DAME					
SMU					
VIRGINIA					
MIAMI					
BOSTON COLLEGE					
CLEMSON					
STANFORD					
PITT					
KENTUCKY					

CAREER STATISTICS

YEAR	GP	NO	YARDS	TD	AVG	LONG
2021*	15	15	192	2	12.8	44
2022*	13	39	674	8	17.3	41
2023*	9	3	30	0	10.0	25
2024	3	17	297	2	17.5	57
TOTALS	40	74	1193	12	16.1	57

* AT ALABAMA

CAREER HIGHS

RECEPTIONS..... 7, TWO TIMES
RECEIVING YARDS..... 125 VS. GEORGIA TECH, 9/21/24
RECEIVING TOUCHDOWNS..... 2 VS. VANDERBILT, 9/24/22
LONG RECEPTION..... 57 VS. GEORGIA TECH, 9/21/24



2 JADON THOMPSON

WR • 6-2 • 190 • SR
CHICAGO, ILL.
NAPERVILLE CENTRAL | CINCINNATI

GAME BY GAME STATISTICS

OPPONENT	NO	YARDS	TD	AVG	LONG
AUSTIN PEAY	3	44	2	14.7	33
JACKSONVILLE STATE	2	42	0	21.0	31
GEORGIA TECH	1	2	0	2.0	2
NOTRE DAME					
SMU					
VIRGINIA					
MIAMI					
BOSTON COLLEGE					
CLEMSON					
STANFORD					
PITT					
KENTUCKY					

CAREER STATISTICS

YEAR	GP	NO	YARDS	TD	AVG	LONG
2020*	6	6	58	0	9.7	18
2021*	12	14	208	0	14.9	47
2022*	12	27	393	1	14.5	39
2023	12	12	135	1	11.3	37
2024	3	6	88	2	14.7	33
TOTALS	45	65	882	4	13.5	47

* AT CINCINNATI

CAREER HIGHS

RECEPTIONS..... 5 VS. TULANE, 11/25/22
RECEIVING YARDS..... 81 VS. NAVY, 11/5/22
RECEIVING TOUCHDOWNS..... 2 VS. AUSTIN PEAY, 8/31/24
LONG RECEPTION..... 47 VS. MIAMI (OHIO), 9/4/21



3 QUINCY RILEY

DB • 6-0 • 195 • R-SR
COLUMBIA, S.C.
A.C. FLORA | MIDDLE TENNESSEE

GAME BY GAME STATISTICS

OPPONENT	U-A-T	TFL	SACKS	FF	FR	INT	PBU
AUSTIN PEAY	0-0-0	0.0	0.0	0	0	0	1
JACKSONVILLE STATE	1-1-2	0.0	0.0	0	0	1	0
GEORGIA TECH	2-0-2	1.0	0.0	1	0	0	0
NOTRE DAME							
SMU							
VIRGINIA							
MIAMI							
BOSTON COLLEGE							
CLEMSON							
STANFORD							
PITT							
KENTUCKY							

CAREER STATISTICS

YEAR	GP	U-A-T	TFL	SACKS	FF	FR	INT	PBU
2019*	3	3-0-3	0.0	0.0	0	0	0	0
2020*	6	11-3-14	1.0	0.0	0	0	2	4
2021*	9	23-8-31	4.0	1.0	0	0	5	9
2022	13	24-3-27	1.0	1.0	0	0	3	2
2023	14	29-20-49	1.5	0.0	0	0	3	12
2024	3	3-1-4	1.0	0.0	1	0	1	1
TOTALS	50	93-35-128	8.5	2.0	1	0	14	28

* AT MIDDLE TENNESSEE

CAREER HIGHS

TACKLES.....13 AT FAU, 11/27/21
TACKLES FOR LOSS.....2.0 AT CHARLOTTE, 9/24/21
SACKS.....1.0, TWO TIMES
FORCED FUMBLES.....1 VS. GEORGIA TECH, 9/21/24
INTERCEPTIONS.....2, TWO TIMES
PASS BREAKUPS.....3, TWO TIMES



4 MAURICE TURNER

RB • 5-10 • 190 • JR
NICHOLLS, GA.
COFFEE

GAME BY GAME STATISTICS

OPPONENT	NO	YARDS	TD	AVG	LONG
AUSTIN PEAY	4	27	0	6.8	21
JACKSONVILLE STATE	12	60	1	5.0	19
GEORGIA TECH			-DNP-		
NOTRE DAME					
SMU					
VIRGINIA					
MIAMI					
BOSTON COLLEGE					
CLEMSON					
STANFORD					
PITT					
KENTUCKY					

CAREER RUSHING STATISTICS

YEAR	GP	NO	YARDS	TD	AVG	LONG
2022	8	65	314	0	4.8	48
2023	14	62	284	1	4.6	41
2024	2	16	87	1	5.4	21
TOTALS	24	143	685	2	4.8	48

CAREER RECEIVING STATISTICS

YEAR	GP	NO	YARDS	TD	AVG	LONG
2022	8	12	72	0	6.0	24
2023	14	11	87	0	7.9	27
2024	2	1	8	0	8.0	8
TOTALS	24	24	167	0	7.0	27

CAREER HIGHS

RUSHES.....31 VS. CINCINNATI, 12/17/22
RUSHING YARDS.....160 VS. CINCINNATI, 12/17/22
RUSHING TOUCHDOWNS.....1, TWO TIMES
LONG RUSH.....48 VS. CINCINNATI, 12/17/22
RECEPTIONS.....5 AT KENTUCKY, 11/26/22
RECEIVING YARDS.....40 VS. USF, 9/24/22
LONG RECEPTION.....27 VS. BOSTON COLLEGE, 9/23/23



5 CAULLIN LACY

WR • 5-10 • 190 • SR
MOBILE, ALA.
FAITH ACADEMY | SOUTH ALABAMA

GAME BY GAME STATISTICS

OPPONENT	NO	YARDS	TD	AVG	LONG
AUSTIN PEAY			-DNP-		
JACKSONVILLE STATE			-DNP-		
GEORGIA TECH			-DNP-		
NOTRE DAME					
SMU					
VIRGINIA					
MIAMI					
BOSTON COLLEGE					
CLEMSON					
STANFORD					
PITT					
KENTUCKY					

CAREER STATISTICS

YEAR	GP	NO	YARDS	TD	AVG	LONG
2020*	11	11	98	0	8.9	28
2021*	11	41	291	0	7.1	30
2022*	13	64	812	6	12.7	44
2023*	12	91	1316	7	14.5	84
2024	0	0	0	0	0.0	0
TOTALS	47	207	2517	13	12.2	84

* AT SOUTH ALABAMA

CAREER HIGHS

RECEPTIONS.....12 VS. ULM, 10/15/22
RECEIVING YARDS.....156 VS. ULM, 10/17/23
RECEIVING TOUCHDOWNS.....2, TWO TIMES
LONG RECEPTION.....84 VS. SOUTHEASTERN LOUISIANA, 9/9/23



6 STANQUAN CLARK

LB • 6-3 • 230 • SO
MIAMI, FLA.
MIAMI CENTRAL

GAME BY GAME STATISTICS

OPPONENT	U-A-T	TFL	SACKS	FF	FR	INT	PBU
AUSTIN PEAY	1-1-2	1.0	0.0	0	0	0	0
JACKSONVILLE STATE	6-3-9	0.0	0.0	0	0	0	0
GEORGIA TECH	1-2-3	0.0	0.0	0	0	0	0
NOTRE DAME							
SMU							
VIRGINIA							
MIAMI							
BOSTON COLLEGE							
CLEMSON							
STANFORD							
PITT							
KENTUCKY							

CAREER STATISTICS

YEAR	GP	U-A-T	TFL	SACKS	FF	FR	INT	PBU
2023	14	8-7-15	2.0	0.0	1	0	0	0
2024	3	8-6-14	1.0	0.0	0	0	0	0
TOTALS	17	16-13-29	3.0	0.0	1	0	0	0

CAREER HIGHS

TACKLES.....9 VS. JACKSONVILLE STATE, 9/7/24
TACKLES FOR LOSS.....1.0, THREE TIMES
FORCED FUMBLES.....1 VS. MURRAY STATE, 9/7/23



7 JIMMY CALLOWAY

WR • 6-0 • 190 • R-JR
MORROW, GA.
MORROW | TENNESSEE

GAME BY GAME STATISTICS

OPPONENT	NO	YARDS	TD	AVG	LONG
AUSTIN PEAY			-DNP-		
JACKSONVILLE STATE			-DNP-		
GEORGIA TECH	0	0	0	0.0	0
NOTRE DAME					
SMU					
VIRGINIA					
MIAMI					
BOSTON COLLEGE					
CLEMSON					
STANFORD					
PITT					
KENTUCKY					

CAREER STATISTICS

YEAR	GP	NO	YARDS	TD	AVG	LONG
2020*	8	2	20	0	10.0	14
2021*	3	5	84	1	16.8	44
2022*	9	2	20	0	10.0	17
2023	14	20	242	0	12.1	34
2024	1	0	0	0	0.0	0
TOTALS	35	29	366	1	12.5	44

* AT TENNESSEE

CAREER HIGHS

RECEPTIONS.....5 AT PITT, 10/14/23
RECEIVING YARDS.....90 AT PITT, 10/14/23
RECEIVING TOUCHDOWNS.....1 VS. PITT, 9/11/21
LONG RECEPTION.....44 VS. PITT, 9/11/21



9 ASHTON GILLOTTE

DL • 6-3 • 275 • SR
BOCA RATON, FLA.
BOCA RATON

GAME BY GAME STATISTICS

OPPONENT	U-A-T	TFL	SACKS	FF	FR	INT	PBU
AUSTIN PEAY	2-2-4	1.5	1.0	0	0	0	0
JACKSONVILLE STATE	0-3-3	0.0	0.0	0	0	0	0
GEORGIA TECH	1-1-2	0.0	0.0	0	0	0	0
NOTRE DAME							
SMU							
VIRGINIA							
MIAMI							
BOSTON COLLEGE							
CLEMSON							
STANFORD							
PITT							
KENTUCKY							

CAREER STATISTICS

YEAR	GP	U-A-T	TFL	SACKS	FF	FR	INT	PBU
2021	13	15-4-19	8.0	4.0	0	0	0	0
2022	12	12-12-24	8.0	7.0	1	2	0	1
2023	14	23-22-45	14.5	11.0	3	1	0	0
2024	3	3-6-9	1.5	1.0	0	0	0	0
TOTALS	42	53-44-97	32.0	23.0	4	3	0	1

CAREER HIGHS

TACKLES.....7 VS. VIRGINIA, 11/9/23
TACKLES FOR LOSS.....3.0, TWO TIMES
SACKS.....3.0 VS. BOSTON COLLEGE, 9/23/23
FORCED FUMBLES.....1, FOUR TIMES
FUMBLE RECOVERIES.....1, THREE TIMES
PASS BREAKUPS.....1 VS. WAKE FOREST, 10/29/22



9 TYLER SHOUGH

QB • 6-5 • 225 • R-SR
CHANDLER, ARIZ.
HAMILTON | TEXAS TECH

GAME BY GAME STATISTICS

OPPONENT	C	A	INT	YDS	TD	LG	RU-YDS-TD
AUSTIN PEAY	18	24	0	232	4	33	1-[-10]-0
JACKSONVILLE STATE	21	33	0	349	2	51	2-6-0
GEORGIA TECH	13	19	0	269	2	57	4-19-0
NOTRE DAME							
SMU							
VIRGINIA							
MIAMI							
BOSTON COLLEGE							
CLEMSON							
STANFORD							
PITT							
KENTUCKY							

CAREER PASSING STATISTICS

YEAR	GP	COMP	ATT	INT	YDS	TD	PCT	LONG
2018*	3	0	0	0	0	0	0.0	0
2019*	5	12	15	0	144	3	80.0	35
2020*	7	106	167	6	1559	13	63.5	71
2021^	4	64	92	3	872	6	69.6	75
2022^	7	106	177	4	1304	7	59.9	47
2023^	4	67	111	4	746	7	60.4	46
2024	3	52	76	0	850	8	68.4	57
TOTALS	33	407	638	17	5475	44	63.8	75

* AT OREGON

^ AT TEXAS TECH

CAREER RUSHING STATISTICS

YEAR	GP	NO	YARDS	TD	AVG	LONG
2018*	3	0	0	0	0.0	0
2019*	5	2	11	0	5.5	13
2020*	7	66	271	2	4.1	33
2021^	4	16	14	2	0.9	14
2022^	7	72	269	4	3.7	36
2023^	4	48	149	2	3.1	58
2024	3	7	15	0	2.1	9
TOTALS	33	211	729	10	3.5	58

* AT OREGON

^ AT TEXAS TECH

CAREER HIGHS

COMPLETIONS.....	31, TWO TIMES
ATTEMPTS.....	50 VS. OKLAHOMA, 11/26/22
PASSING YARDS.....	436 VS. OKLAHOMA, 11/26/22
TOUCHDOWN PASSES.....	4, THREE TIMES
LONG PASS.....	75 VS. STEPHEN F. AUSTIN, 9/11/21
RUSHES.....	25 VS. OLE MISS, 12/28/22
RUSHING YARDS.....	111 VS. OLE MISS, 12/28/22
RUSHING TOUCHDOWNS.....	2 VS. OLE MISS, 12/28/22
LONG RUSH.....	58 VS. OREGON, 9/9/23



10 BENJAMIN PERRY

DB • 6-3 • 205 • R-JR
CHICAGO, ILL.
HILLCREST

GAME BY GAME STATISTICS

OPPONENT	U-A-T	TFL	SACKS	FF	FR	INT	PBU
AUSTIN PEAY	2-1-3	0.0	0.0	0	0	0	0
JACKSONVILLE STATE	2-0-2	1.0	0.0	0	0	0	0
GEORGIA TECH	1-2-3	0.0	0.0	0	0	0	0
NOTRE DAME							
SMU							
VIRGINIA							
MIAMI							
BOSTON COLLEGE							
CLEMSON							
STANFORD							
PITT							
KENTUCKY							

CAREER STATISTICS

YEAR	GP	U-A-T	TFL	SACKS	FF	FR	INT	PBU
2021	3	2-2-4	0.0	0.0	0	0	0	0
2022	13	31-12-43	1.0	0.0	0	0	0	3
2023	14	26-30-56	6.5	1.0	0	0	0	4
2024	3	5-3-8	1.0	0.0	0	0	0	0
TOTALS	33	64-47-111	8.5	1.0	0	0	0	7

CAREER HIGHS

TACKLES.....	9 VS. KENTUCKY, 11/25/23
TACKLES FOR LOSS.....	2.5 VS. KENTUCKY, 11/25/23
SACKS.....	1.0 VS. VIRGINIA TECH, 11/4/23
PASS BREAKUPS.....	2 VS. NOTRE DAME, 10/7/23



11 JAMARI JOHNSON

TE • 6-5 • 265 • R-FR
INGLEWOOD, CALIF.
INGLEWOOD

GAME BY GAME STATISTICS

OPPONENT	NO	YARDS	TD	AVG	LONG
AUSTIN PEAY	2	20	0	10.0	12
JACKSONVILLE STATE	1	29	0	29.0	29
GEORGIA TECH	2	20	0	10.0	11
NOTRE DAME					
SMU					
VIRGINIA					
MIAMI					
BOSTON COLLEGE					
CLEMSON					
STANFORD					
PITT					
KENTUCKY					

CAREER STATISTICS

YEAR	GP	NO	YARDS	TD	AVG	LONG
2023	5	0	0	0	0.0	0
2024	3	5	69	0	13.8	29
TOTALS	8	5	69	0	13.8	29

CAREER HIGHS

RECEPTIONS.....	2, TWO TIMES
RECEIVING YARDS.....	29 VS. JACKSONVILLE STATE, 9/7/24
LONG RECEPTION.....	29 VS. JACKSONVILLE STATE, 9/7/24



12 TAMARION MCDONALD

DB • 6-2 • 195 • SR
MEMPHIS, TENN.
WHITEHAVEN | TENNESSEE

GAME BY GAME STATISTICS

OPPONENT	U-A-T	TFL	SACKS	FF	FR	INT	PBU
AUSTIN PEAY	3-0-3	2.0	2.0	0	0	0	0
JACKSONVILLE STATE	2-1-3	1.0	0.0	0	0	0	0
GEORGIA TECH	2-5-7	0.0	0.0	0	0	0	0
NOTRE DAME							
SMU							
VIRGINIA							
MIAMI							
BOSTON COLLEGE							
CLEMSON							
STANFORD							
PITT							
KENTUCKY							

CAREER STATISTICS

YEAR	GP	U-A-T	TFL	SACKS	FF	FR	INT	PBU
2020*	7	5-6-11	0.0	0.0	0	0	0	1
2021*	12	8-1-9	1.0	0.0	0	0	1	1
2022*	13	38-17-55	4.0	0.0	0	1	2	6
2023*	10	23-17-40	3.5	1.0	0	0	1	4
2024	3	7-6-13	3.0	2.0	0	0	0	0
TOTALS	45	81-47-128	11.5	3.0	0	1	4	12

* AT TENNESSEE

CAREER HIGHS

TACKLES.....10 AT ALABAMA, 10/21/23
TACKLES FOR LOSS.....2.0, TWO TIMES
SACKS.....2.0 VS. AUSTIN PEAY, 8/31/24
FUMBLE RECOVERIES.....1 AT GEORGIA, 11/5/22
INTERCEPTIONS.....1, FOUR TIMES
PASS BREAKUPS.....2 AT VANDERBILT, 11/26/22



13 AARON WILLIAMS

DB • 6-2 • 185 • R-FR
MORENO VALLEY, CALIF.
ST. JOHN BOSCO

GAME BY GAME STATISTICS

OPPONENT	U-A-T	TFL	SACKS	FF	FR	INT	PBU
AUSTIN PEAY			-DNP-				
JACKSONVILLE STATE			-DNP-				
GEORGIA TECH			-DNP-				
NOTRE DAME							
SMU							
VIRGINIA							
MIAMI							
BOSTON COLLEGE							
CLEMSON							
STANFORD							
PITT							
KENTUCKY							

CAREER STATISTICS

YEAR	GP	U-A-T	TFL	SACKS	FF	FR	INT	PBU
2023	0	0-0-0	0.0	0.0	0	0	0	0
2024	0	0-0-0	0.0	0.0	0	0	0	0
TOTALS	0	0-0-0	0	0.0	0	0	0	0



14 COREY THORNTON

DB • 6-1 • 195 • SR
MIAMI, FLA.
BOOKER T. WASHINGTON | UCF

GAME BY GAME STATISTICS

OPPONENT	U-A-T	TFL	SACKS	FF	FR	INT	PBU
AUSTIN PEAY	2-1-3	0.0	0.0	0	0	0	1
JACKSONVILLE STATE	0-0-0	0.0	0.0	0	0	0	0
GEORGIA TECH	2-3-5	0.0	0.0	0	0	0	0
NOTRE DAME							
SMU							
VIRGINIA							
MIAMI							
BOSTON COLLEGE							
CLEMSON							
STANFORD							
PITT							
KENTUCKY							

CAREER STATISTICS

YEAR	GP	U-A-T	TFL	SACKS	FF	FR	INT	PBU
2020*	10	23-7-30	0.0	0.0	0	0	1	2
2021*	12	22-10-32	2.5	1.0	0	0	0	6
2022*	13	37-13-50	1.0	0.0	1	0	0	7
2023*	12	23-4-27	0.0	0.0	0	0	3	9
2024	3	4-4-8	0.0	0.0	0	0	0	1
TOTALS	50	109-38-147	3.5	1.0	1	0	4	25

* AT UCF

CAREER HIGHS

TACKLES.....9 VS. BYU, 12/22/20
TACKLES FOR LOSS.....1.0, THREE TIMES
SACKS.....1.0 VS. TULANE, 11/6/21
FORCED FUMBLES.....1 AT EAST CAROLINA, 10/22/22
INTERCEPTIONS.....1, FOUR TIMES
PASS BREAKUPS.....3 VS. OKLAHOMA STATE, 11/11/23



15 DAN FOSTER, JR.

LB • 6-3 • 230 • R-SR
RIVIERA BEACH, FLA.
DWYER | TEXAS STATE

GAME BY GAME STATISTICS

OPPONENT	U-A-T	TFL	SACKS	FF	FR	INT	PBU
AUSTIN PEAY	0-2-2	0.0	0.0	0	0	0	0
JACKSONVILLE STATE	0-2-2	0.0	0.0	0	0	0	0
GEORGIA TECH	0-1-1	0.0	0.0	0	0	0	0
NOTRE DAME							
SMU							
VIRGINIA							
MIAMI							
BOSTON COLLEGE							
CLEMSON							
STANFORD							
PITT							
KENTUCKY							

CAREER STATISTICS

YEAR	GP	U-A-T	TFL	SACKS	FF	FR	INT	PBU
2020*	8	2-1-3	0.0	0.0	0	0	0	0
2021*	10	2-4-6	0.0	0.0	0	1	0	0
2022*	9	1-6-7	0.5	0.0	0	0	0	1
2023^	13	25-27-52	3.5	0.0	1	1	0	0
2024	3	0-5-5	0.0	0.0	0	0	0	0
TOTALS	43	30-43-73	4.0	0.0	1	2	0	1

* AT MARSHALL
^ AT TEXAS STATE

CAREER HIGHS

TACKLES.....10 VS. WESTERN KENTUCKY, 11/27/21
TACKLES FOR LOSS.....1.0, THREE TIMES
FORCED FUMBLES.....1 VS. NEVADA, 9/23/23
FUMBLE RECOVERIES.....1, TWO TIMES
PASS BREAKUPS.....1 VS. GEORGIA STATE, 11/26/22



18 T.J. CAPERS

LB • 6-2 • 220 • R-FR
MIAMI, FLA.
COLUMBUS

GAME BY GAME STATISTICS

OPPONENT	U-A-T	TFL	SACKS	FF	FR	INT	PBU
AUSTIN PEAY	1-0-1	0.0	0.0	0	0	1	0
JACKSONVILLE STATE	0-0-0	0.0	0.0	0	0	0	0
GEORGIA TECH			-DNP-				
NOTRE DAME							
SMU							
VIRGINIA							
MIAMI							
BOSTON COLLEGE							
CLEMSON							
STANFORD							
PITT							
KENTUCKY							

CAREER STATISTICS

YEAR	GP	U-A-T	TFL	SACKS	FF	FR	INT	PBU
2023	0	0-0-0	0.0	0.0	0	0	0	0
2024	2	1-0-1	0.0	0.0	0	0	1	0
TOTALS	2	1-0-1	0.0	0.0	0	0	1	0



19 TRAMEL LOGAN

DL • 6-4 • 250 • R-SR
MIAMI, FLA.
BOOKER T. WASHINGTON | USF

GAME BY GAME STATISTICS

OPPONENT	U-A-T	TFL	SACKS	FF	FR	INT	PBU
AUSTIN PEAY	3-0-3	2.0	2.0	1	0	0	0
JACKSONVILLE STATE	1-0-1	1.0	1.0	0	0	0	0
GEORGIA TECH	1-6-7	2.0	0.0	0	0	0	0
NOTRE DAME							
SMU							
VIRGINIA							
MIAMI							
BOSTON COLLEGE							
CLEMSON							
STANFORD							
PITT							
KENTUCKY							


CAREER STATISTICS

YEAR	GP	U-A-T	TFL	SACKS	FF	FR	INT	PBU
2020*	7	4-2-6	1.0	1.0	0	0	0	0
2021*	11	8-7-15	2.0	1.0	0	0	0	3
2022*	12	16-21-37	5.5	0.5	0	0	0	2
2023*	13	13-20-33	8.0	1.5	0	2	1	4
2024	3	5-6-11	5.0	3.0	1	0	0	0
TOTALS	46	46-56-102	21.5	7.0	1	2	1	9

* AT USF

CAREER HIGHS

TACKLES.....8 AT EAST CAROLINA, 10/28/21
TACKLES FOR LOSS.....2.0, FOUR TIMES
SACKS.....2.0 VS. AUSTIN PEAY, 8/31/24
FORCED FUMBLES.....1 VS. AUSTIN PEAY, 8/31/24
FUMBLE RECOVERIES.....1, TWO TIMES
INTERCEPTIONS.....1 VS. TEMPLE, 11/11/23
PASS BREAKUPS.....1, NINE TIMES



20 TAYON HOLLOWAY

DB • 6-1 • 190 • R-SO
VIRGINIA BEACH, VA.
GREEN RUN | NORTH CAROLINA

GAME BY GAME STATISTICS

OPPONENT	U-A-T	TFL	SACKS	FF	FR	INT	PBU
AUSTIN PEAY	1-0-1	0.0	0.0	0	0	0	0
JACKSONVILLE STATE	0-0-0	0.0	0.0	0	0	0	0
GEORGIA TECH	2-0-2	0.0	0.0	0	0	0	0
NOTRE DAME							
SMU							
VIRGINIA							
MIAMI							
BOSTON COLLEGE							
CLEMSON							
STANFORD							
PITT							
KENTUCKY							

CAREER STATISTICS

YEAR	GP	U-A-T	TFL	SACKS	FF	FR	INT	PBU
2022*	0	0-0-0	0.0	0.0	0	0	0	0
2023*	10	16-3-19	1.5	0.0	0	0	0	1
2024	3	3-0-3	0.0	0.0	0	0	0	0
TOTALS	13	19-3-22	1.5	0.0	0	0	0	1

* AT UNC

CAREER HIGHS

TACKLES.....4 VS. SOUTH CAROLINA, 9/2/23
TACKLES FOR LOSS.....1.0 VS. SOUTH CAROLINA, 9/2/23
PASS BREAKUPS.....1 VS. MIAMI, 10/14/23



21 DONALD CHANEY

RB • 5-11 • 220 • R-JR
HOMESTEAD, FLA.
BELEN JESUIT | MIAMI

GAME BY GAME STATISTICS

OPPONENT	NO	YARDS	TD	AVG	LONG
AUSTIN PEAY	0	0	0	0.0	0
JACKSONVILLE STATE	3	21	1	7.0	10
GEORGIA TECH	10	23	0	2.3	7
NOTRE DAME					
SMU					
VIRGINIA					
MIAMI					
BOSTON COLLEGE					
CLEMSON					
STANFORD					
PITT					
KENTUCKY					

CAREER RUSHING STATISTICS

YEAR	GP	NO	YARDS	TD	AVG	LONG
2020*	11	68	322	3	4.7	33
2021*	2	11	44	1	4.0	20
2022*	1	2	8	0	4.0	5
2023*	11	94	478	2	5.1	29
2024	3	13	44	1	3.4	10
TOTALS	28	188	896	7	4.8	33

* AT MIAMI

CAREER RECEIVING STATISTICS

YEAR	GP	NO	YARDS	TD	AVG	LONG
2020*	11	11	143	0	13.0	56
2021*	2	1	4	0	4.0	4
2022*	1	0	0	0	0.0	0
2023*	11	5	15	0	3.0	4
2024	3	2	34	0	17.0	17
TOTALS	28	19	196	0	10.3	56

* AT MIAMI

CAREER HIGHS

RUSHES.....24 VS. GEORGIA TECH, 10/7/23
RUSHING YARDS.....106 VS. GEORGIA TECH, 10/7/23
RUSHING TOUCHDOWNS.....2 VS. FLORIDA STATE, 9/26/20
LONG RUSH.....33 VS. UAB, 9/10/20
RECEPTIONS.....4 AT DUKE, 12/5/20
RECEIVING YARDS.....81 AT DUKE, 12/5/20
LONG RECEPTION.....56 AT DUKE, 12/5/20



21 D'ANGELO HUTCHINSON

DB • 6-3 • 195 • JR
ST. PETERSBURG, FLA.
NORTHEAST

GAME BY GAME STATISTICS

OPPONENT	U-A-T	TFL	SACKS	FF	FR	INT	PBU
AUSTIN PEAY	2-1-3	1.5	0.0	0	0	0	0
JACKSONVILLE STATE	2-1-3	0.0	0.0	0	0	0	0
GEORGIA TECH	5-1-6	0.0	0.0	0	0	0	0
NOTRE DAME							
SMU							
VIRGINIA							
MIAMI							
BOSTON COLLEGE							
CLEMSON							
STANFORD							
PITT							
KENTUCKY							

CAREER STATISTICS

YEAR	GP	U-A-T	TFL	SACKS	FF	FR	INT	PBU
2022	8	3-3-6	0.0	0.0	0	0	0	0
2023	12	3-2-5	0.0	0.0	0	0	0	0
2024	2	4-2-6	1.5	0.0	0	0	0	0
TOTALS	22	10-7-17	1.5	0.0	0	0	0	0

CAREER HIGHS

TACKLES.....4 VS. WAKE FOREST, 10/29/22
TACKLES FOR LOSS.....1.5 VS. AUSTIN PEAY, 8/31/24



22 **KEYJUAN BROWN**

RB • 5-10 • 210 • R-FR
ATLANTA, GA.
SOUTH ATLANTA

GAME BY GAME STATISTICS

OPPONENT	NO	YARDS	TD	AVG	LONG
AUSTIN PEAY	9	65	1	7.2	24
JACKSONVILLE STATE	5	51	1	10.2	22
GEORGIA TECH	5	10	0	2.0	5
NOTRE DAME					
SMU					
VIRGINIA					
MIAMI					
BOSTON COLLEGE					
CLEMSON					
STANFORD					
PITT					
KENTUCKY					

CAREER RUSHING STATISTICS

YEAR	GP	NO	YARDS	TD	AVG	LONG
2023	1	11	65	1	5.9	14
2024	3	19	126	2	6.6	24
TOTALS	4	30	191	3	6.4	24

CAREER RECEIVING STATISTICS

YEAR	GP	NO	YARDS	TD	AVG	LONG
2023	1	0	0	0	0.0	0
2024	3	1	24	0	24.0	24
TOTALS	4	1	24	0	24.0	24

CAREER HIGHS

RUSHES 11 VS. MURRAY STATE, 9/7/23
 RUSHING YARDS 65, TWO TIMES
 RUSHING TOUCHDOWNS 1, THREE TIMES
 LONG RUSH 24 VS. AUSTIN PEAY, 8/31/24
 RECEPTIONS 1 VS. JACKSONVILLE STATE, 9/7/24
 RECEIVING YARDS 24 VS. JACKSONVILLE STATE, 9/7/24
 LONG RECEPTION 24 VS. JACKSONVILLE STATE, 9/7/24



23 **TAHVEON NICHOLSON**

DB • 5-11 • 185 • R-SR
JACKSONVILLE, FLA.
RIVERSIDE | ILLINOIS

GAME BY GAME STATISTICS

OPPONENT	U-A-T	TFL	SACKS	FF	FR	INT	PBU
AUSTIN PEAY	3-0-3	1.0	0.0	0	0	0	0
JACKSONVILLE STATE	1-0-1	0.0	0.0	0	0	0	0
GEORGIA TECH	7-2-9	1.0	0.0	0	0	0	0
NOTRE DAME							
SMU							
VIRGINIA							
MIAMI							
BOSTON COLLEGE							
CLEMSON							
STANFORD							
PITT							
KENTUCKY							

CAREER STATISTICS

YEAR	GP	U-A-T	TFL	SACKS	FF	FR	INT	PBU
2020*	0	0-0-0	0.0	0.0	0	0	0	0
2021*	8	9-2-11	0.0	0.0	0	0	0	2
2022*	10	18-1-19	1.0	0.0	1	0	1	6
2023*	12	26-10-36	2.0	0.0	2	1	0	6
2024	3	11-2-13	2.0	0.0	0	0	0	0
TOTALS	33	64-15-79	5.0	0.0	3	1	1	14

* AT ILLINOIS

CAREER HIGHS

TACKLES 9 VS. GEORGIA TECH, 9/21/24
 TACKLES FOR LOSS 1.0, FIVE TIMES
 FORCED FUMBLES 1, THREE TIMES
 FUMBLE RECOVERIES 1 AT PURDUE, 9/30/23
 INTERCEPTIONS 1 AT WISCONSIN, 10/11/22
 PASS BREAKUPS 2, THREE TIMES



24 **AHMARI HUGGINS-BRUCE**

WR • 5-11 • 180 • SR
DILLON, S.C.
DILLON

GAME BY GAME STATISTICS

OPPONENT	NO	YARDS	TD	AVG	LONG
AUSTIN PEAY	1	9	0	9.0	9
JACKSONVILLE STATE	1	6	0	6.0	6
GEORGIA TECH	1	8	0	8.0	8
NOTRE DAME					
SMU					
VIRGINIA					
MIAMI					
BOSTON COLLEGE					
CLEMSON					
STANFORD					
PITT					
KENTUCKY					

CAREER STATISTICS

YEAR	GP	NO	YARDS	TD	AVG	LONG
2021	12	29	344	4	11.9	40
2022	12	31	365	2	11.8	55
2023	14	20	312	4	15.6	55
2024	3	3	23	0	7.7	9
TOTALS	41	83	1044	10	12.5	55

CAREER HIGHS

RECEPTIONS 6 VS. SYRACUSE, 11/13/21
 RECEIVING YARDS 110 VS. BOSTON COLLEGE, 9/23/23
 RECEIVING TOUCHDOWNS 2, TWO TIMES
 LONG RECEPTION 55, TWO TIMES



25 ISAAC BROWN

RB • 5-9 • 190 • FR
HOMESTEAD, FLA.
HOMESTEAD

GAME BY GAME STATISTICS

OPPONENT	NO	YARDS	TD	AVG	LONG
AUSTIN PEAY	5	123	1	24.6	77
JACKSONVILLE STATE	8	43	0	5.4	16
GEORGIA TECH	3	7	0	2.3	7
NOTRE DAME					
SMU					
VIRGINIA					
MIAMI					
BOSTON COLLEGE					
CLEMSON					
STANFORD					
PITT					
KENTUCKY					

CAREER RUSHING STATISTICS

YEAR	GP	NO	YARDS	TD	AVG	LONG
2024	3	16	173	1	10.8	77
TOTALS	3	16	173	1	10.8	77

CAREER RECEIVING STATISTICS

YEAR	GP	NO	YARDS	TD	AVG	LONG
2024	3	4	24	0	6.0	10
TOTALS	3	4	24	0	6.0	10

CAREER HIGHS

RUSHES 5 VS. AUSTIN PEAY, 8/31/24
 RUSHING YARDS 123 VS. AUSTIN PEAY, 8/31/24
 RUSHING TOUCHDOWNS 1 VS. AUSTIN PEAY, 8/31/24
 LONG RUSH 77 VS. AUSTIN PEAY, 8/31/24
 RECEPTIONS 2 VS. JACKSONVILLE STATE, 9/7/24
 RECEIVING YARDS 12 VS. JACKSONVILLE STATE, 9/7/24
 LONG RECEPTION 10 VS. JACKSONVILLE STATE, 9/7/24



26 DUKE WATSON

RB • 6-0 • 180 • FR
FORSYTH, GA.
MARY PERSONS

GAME BY GAME STATISTICS

OPPONENT	NO	YARDS	TD	AVG	LONG
AUSTIN PEAY	6	86	1	14.3	58
JACKSONVILLE STATE	4	51	1	12.8	40
GEORGIA TECH	2	4	0	2.0	4
NOTRE DAME					
SMU					
VIRGINIA					
MIAMI					
BOSTON COLLEGE					
CLEMSON					
STANFORD					
PITT					
KENTUCKY					

CAREER RUSHING STATISTICS

YEAR	GP	NO	YARDS	TD	AVG	LONG
2024	3	12	141	2	11.8	58
TOTALS	3	12	141	2	11.8	58

CAREER RECEIVING STATISTICS

YEAR	GP	NO	YARDS	TD	AVG	LONG
2024	3	0	0	0	0.0	0
TOTALS	3	0	0	0	0.0	0

CAREER HIGHS

RUSHES 6 VS. AUSTIN PEAY, 8/31/24
 RUSHING YARDS 86 VS. AUSTIN PEAY, 8/31/24
 RUSHING TOUCHDOWNS 1, TWO TIMES
 LONG RUSH 58 VS. AUSTIN PEAY, 8/31/24



26 M.J. GRIFFIN

DB • 6-1 • 200 • R-SR
YPSILANTI, MICH.
SALINE | TEMPLE

GAME BY GAME STATISTICS

OPPONENT	U-A-T	TFL	SACKS	FF	FR	INT	PBU
AUSTIN PEAY	2-0-2	0.0	0.0	0	0	0	0
JACKSONVILLE STATE	5-0-5	0.0	0.0	0	0	0	0
GEORGIA TECH	1-2-3	0.0	0.0	0	0	0	0
NOTRE DAME							
SMU							
VIRGINIA							
MIAMI							
BOSTON COLLEGE							
CLEMSON							
STANFORD							
PITT							
KENTUCKY							

CAREER STATISTICS

YEAR	GP	U-A-T	TFL	SACKS	FF	FR	INT	PBU
2019*	5	1-0-1	0.0	0.0	0	0	0	0
2020*	6	16-6-22	1.0	0.0	1	0	0	1
2021*	11	42-23-65	3.0	1.0	0	1	0	4
2022	12	23-22-45	0.5	0.0	1	0	2	1
2023	0	0-0-0	0.0	0.0	0	0	0	0
2024	3	8-2-10	0.0	0.0	0	0	0	0
TOTALS	37	90-53-143	4.5	1.0	2	1	2	6

* AT TEMPLE

CAREER HIGHS

TACKLES 11, TWO TIMES
 TACKLES FOR LOSS 3.0 VS. HOUSTON, 11/13/21
 SACKS 1.0 VS. HOUSTON, 11/13/21
 FORCED FUMBLES 1, TWO TIMES
 FUMBLE RECOVERIES 1 VS. MEMPHIS, 10/2/21
 INTERCEPTIONS 1, TWO TIMES
 PASS BREAKUPS 2 VS. HOUSTON, 11/13/21



27 DEVIN NEAL

DB • 6-0 • 210 • SR
LEXINGTON, KY.
DOUGLASS | BAYLOR

GAME BY GAME STATISTICS

OPPONENT	U-A-T	TFL	SACKS	FF	FR	INT	PBU
AUSTIN PEAY	2-0-2	0.0	0.0	0	0	0	0
JACKSONVILLE STATE	0-2-2	0.0	0.0	0	0	0	0
GEORGIA TECH	0-2-2	0.0	0.0	0	0	0	0
NOTRE DAME							
SMU							
VIRGINIA							
MIAMI							
BOSTON COLLEGE							
CLEMSON							
STANFORD							
PITT							
KENTUCKY							

CAREER STATISTICS

YEAR	GP	U-A-T	TFL	SACKS	FF	FR	INT	PBU
2020*	9	2-1-3	0.0	0.0	0	0	0	0
2021*	13	16-6-22	0.0	0.0	1	0	0	0
2022*	11	31-10-41	2.0	1.0	1	0	2	1
2023	14	47-27-74	3.0	0.0	0	1	4	6
2024	3	2-4-6	0.0	0.0	0	0	0	0
TOTALS	50	98-48-146	5.0	1.0	2	1	6	7

* AT BAYLOR

CAREER HIGHS

TACKLES	11 VS. VIRGINIA, 11/9/23
TACKLES FOR LOSS	2.0, TWO TIMES
SACKS	1.0 AT BYU, 9/10/22
FORCED FUMBLES	1, TWO TIMES
FUMBLE RECOVERIES	1 VS. MURRAY STATE, 9/7/23
INTERCEPTIONS	2 VS. NOTRE DAME, 10/7/23
PASS BREAKUPS	2 VS. BOSTON COLLEGE, 9/23/23



32 JURRIENTE DAVIS

LB • 6-0 • 230 • R-SR
GREENSBORO, N.C.
DUDLEY | TEXAS A&M

GAME BY GAME STATISTICS

OPPONENT	U-A-T	TFL	SACKS	FF	FR	INT	PBU
AUSTIN PEAY	1-0-1	0.0	0.0	0	0	0	0
JACKSONVILLE STATE	0-3-3	0.0	0.0	0	0	0	0
GEORGIA TECH	0-0-0	0.0	0.0	0	0	0	0
NOTRE DAME							
SMU							
VIRGINIA							
MIAMI							
BOSTON COLLEGE							
CLEMSON							
STANFORD							
PITT							
KENTUCKY							

CAREER STATISTICS

YEAR	GP	U-A-T	TFL	SACKS	FF	FR	INT	PBU
2021*	12	32-36-68	5.5	3.0	0	2	0	2
2022 [~]	13	38-20-58	7.5	1.0	1	0	0	1
2023 [~]	2	2-4-6	0.0	0.0	0	0	0	0
2024	3	1-3-4	0.0	0.0	0	0	0	0
TOTALS	30	73-63-136	13.0	4.0	1	2	0	3

* AT MIDDLE TENNESSEE

[^] AT JACKSON STATE

[~] AT TEXAS A&M

CAREER HIGHS

TACKLES	14 AT LIBERTY, 10/9/21
TACKLES FOR LOSS	2.0 VS. ALABAMA A&M, 11/12/22
SACKS	1.5 VS. SOUTHERN MISS, 10/30/21
FORCED FUMBLES	1 VS. FLORIDA A&M, 9/4/22
FUMBLE RECOVERIES	1, TWO TIMES
PASS BREAKUPS	1, THREE TIMES



33 MYLES JERNIGAN

DL • 6-2 • 235 • R-SR
GRAND PRAIRIE, TEXAS
SOUTH GRAND PRAIRIE | CAL

GAME BY GAME STATISTICS

OPPONENT	U-A-T	TFL	SACKS	FF	FR	INT	PBU
AUSTIN PEAY	1-0-1	0.0	0.0	0	0	0	0
JACKSONVILLE STATE	0-0-0	0.0	0.0	0	0	0	0
GEORGIA TECH	2-4-6	0.0	0.0	0	0	0	0
NOTRE DAME							
SMU							
VIRGINIA							
MIAMI							
BOSTON COLLEGE							
CLEMSON							
STANFORD							
PITT							
KENTUCKY							

CAREER STATISTICS

YEAR	GP	U-A-T	TFL	SACKS	FF	FR	INT	PBU
2019*	0	0-0-0	0.0	0.0	0	0	0	0
2020*	3	1-1-2	0.0	0.0	0	0	0	0
2021*	8	1-4-5	0.0	0.0	0	0	0	0
2022*	12	21-30-51	5.0	4.0	1	1	0	1
2023*	12	11-9-20	2.5	1.0	2	1	0	1
2024	3	3-4-7	0.0	0.0	0	0	0	0
TOTALS	38	37-48-85	7.5	5.0	3	2	0	2

* AT CAL

CAREER HIGHS

TACKLES	6, THREE TIMES
TACKLES FOR LOSS	1.0, SIX TIMES
SACKS	1.0, FOUR TIMES
FORCED FUMBLES	1, THREE TIMES
FUMBLE RECOVERIES	1, TWO TIMES
PASS BREAKUPS	1, TWO TIMES



34 TJ QUINN

LB • 6-1 • 230 • R-JR
VALDOSTA, GA.
LOWNDES

GAME BY GAME STATISTICS

OPPONENT	U-A-T	TFL	SACKS	FF	FR	INT	PBU
AUSTIN PEAY	1-2-3	0.5	0.0	0	0	0	0
JACKSONVILLE STATE	2-3-5	0.0	0.0	0	0	0	0
GEORGIA TECH	2-4-6	0.5	0.0	0	0	0	0
NOTRE DAME							
SMU							
VIRGINIA							
MIAMI							
BOSTON COLLEGE							
CLEMSON							
STANFORD							
PITT							
KENTUCKY							

CAREER STATISTICS

YEAR	GP	U-A-T	TFL	SACKS	FF	FR	INT	PBU
2021	1	0-2-2	0.0	0.0	0	0	0	0
2022	13	9-9-18	0.5	0.0	0	0	0	0
2023	14	34-58-92	2.5	0.5	0	1	1	2
2024	3	5-9-14	1.0	0.0	0	0	0	0
TOTALS	31	48-78-126	4.0	0.5	0	1	1	2

CAREER HIGHS

TACKLES.....12 AT PITT, 10/14/23
 TACKLES FOR LOSS.....1.0 AT PITT, 10/14/23
 SACKS.....0.5 VS. VIRGINIA TECH, 11/4/23
 FUMBLE RECOVERIES.....1 VS. MURRAY STATE, 9/7/23
 INTERCEPTIONS.....1 VS. VIRGINIA TECH, 11/4/23
 PASS BREAKUPS.....1, TWO TIMES



35 ANTONIO WATTS

LB • 6-2 • 225 • JR
COLUMBUS, GA.
CARVER

GAME BY GAME STATISTICS

OPPONENT	U-A-T	TFL	SACKS	FF	FR	INT	PBU
AUSTIN PEAY	2-0-2	1.0	0.0	0	0	0	0
JACKSONVILLE STATE	2-1-3	0.0	0.0	0	0	0	0
GEORGIA TECH	0-4-4	1.0	0.0	0	0	0	1
NOTRE DAME							
SMU							
VIRGINIA							
MIAMI							
BOSTON COLLEGE							
CLEMSON							
STANFORD							
PITT							
KENTUCKY							

CAREER STATISTICS

YEAR	GP	U-A-T	TFL	SACKS	FF	FR	INT	PBU
2022	1	0-0-0	0.0	0.0	0	0	0	0
2023	14	18-12-30	6.0	1.0	1	0	0	0
2024	3	4-5-9	2.0	0.0	0	0	0	1
TOTALS	18	22-17-39	8.0	1.0	1	0	0	1

CAREER HIGHS

TACKLES.....4, THREE TIMES
 TACKLES FOR LOSS.....2.0, TWO TIMES
 SACKS.....1 VS. VIRGINIA, 11/9/23
 FORCED FUMBLES.....1 VS. VIRGINIA, 11/9/23
 PASS BREAKUPS.....1 VS. GEORGIA TECH, 9/21/24



41 RAMON PURYEAR

DL • 6-3 • 275 • R-SR
LOUISVILLE, KY.
EASTERN

GAME BY GAME STATISTICS

OPPONENT	U-A-T	TFL	SACKS	FF	FR	INT	PBU
AUSTIN PEAY	0-0-0	0.0	0.0	0	1	0	0
JACKSONVILLE STATE	1-1-2	0.0	0.0	0	0	0	0
GEORGIA TECH	0-1-1	0.0	0.0	0	1	0	0
NOTRE DAME							
SMU							
VIRGINIA							
MIAMI							
BOSTON COLLEGE							
CLEMSON							
STANFORD							
PITT							
KENTUCKY							

CAREER STATISTICS

YEAR	GP	U-A-T	TFL	SACKS	FF	FR	INT	PBU
2019	3	0-0-0	0.0	0.0	0	0	0	0
2020	10	2-6-8	1.5	0.0	0	0	0	0
2021	12	4-6-10	1.5	1.0	0	0	0	0
2022	13	7-7-14	2.0	1.5	0	0	0	0
2023	14	10-11-21	6.0	4.0	0	2	1	0
2024	3	1-2-3	0.0	0.0	0	2	0	0
TOTALS	55	24-32-56	11.0	6.5	0	4	1	0

CAREER HIGHS

TACKLES.....5 AT NC STATE, 9/29/23
 TACKLES FOR LOSS.....2.0 AT NC STATE, 9/29/23
 SACKS.....1.0, FIVE TIMES
 FUMBLE RECOVERIES.....1, FOUR TIMES
 INTERCEPTIONS.....1 AT GEORGIA TECH, 9/11/23



45 DUANE MARTIN

TE • 6-2 • 260 • SR
LAURENS, S.C.
LAURENS DISTRICT 55

GAME BY GAME STATISTICS


OPPONENT	NO	YARDS	TD	AVG	LONG
AUSTIN PEAY	0	0	0	0.0	0
JACKSONVILLE STATE	1	6	0	6.0	6
GEORGIA TECH	0	0	0	0.0	0
NOTRE DAME					
SMU					
VIRGINIA					
MIAMI					
BOSTON COLLEGE					
CLEMSON					
STANFORD					
PITT					
KENTUCKY					

CAREER STATISTICS

YEAR	GP	NO	YARDS	TD	AVG	LONG
2020	3	2	27	0	13.5	25
2021	11	1	8	0	8.0	8
2022	13	1	22	0	22.0	22
2023	13	2	27	0	13.5	19
2024	3	1	6	0	6.0	6
TOTALS	43	7	90	0	12.9	25

CAREER HIGHS

RECEPTIONS..... 2 VS. SYRACUSE, 11/20/20
RECEIVING YARDS..... 27 VS. SYRACUSE, 11/20/20
LONG RECEPTION..... 25 VS. SYRACUSE, 11/20/20



50 THOR GRIFFITH

DL • 6-2 • 320 • R-SR
PORTSMOUTH, N.H.
PORTSMOUTH | HARVARD

GAME BY GAME STATISTICS

OPPONENT	U-A-T	TFL	SACKS	FF	FR	INT	PBU
AUSTIN PEAY	1-0-1	1.0	1.0	0	0	0	0
JACKSONVILLE STATE	1-0-1	0.0	0.0	0	0	0	0
GEORGIA TECH	1-0-1	1.0	0.0	0	0	0	0
NOTRE DAME							
SMU							
VIRGINIA							
MIAMI							
BOSTON COLLEGE							
CLEMSON							
STANFORD							
PITT							
KENTUCKY							

CAREER STATISTICS

YEAR	GP	U-A-T	TFL	SACKS	FF	FR	INT	PBU
2021*	10	15-16-31	10.5	5.0	1	0	0	0
2022*	10	24-22-46	12.0	5.0	0	0	0	0
2023*	10	25-30-55	11.0	3.5	1	0	0	0
2024	3	3-0-3	2.0	1.0	0	0	0	0
TOTALS	33	67-68-135	35.5	14.5	2	0	0	0

* AT HARVARD

CAREER HIGHS

TACKLES..... 10 VS. PENN, 11/11/23
TACKLES FOR LOSS..... 4.0 VS. MERRIMACK, 9/16/22
SACKS..... 2.0 VS. MERRIMACK, 9/16/22
FORCED FUMBLES..... 1, TWO TIMES



80 JOJO STONE

WR • 5-11 • 180 • FR
FAIRBURN, GA.
LANGSTON HUGHES

GAME BY GAME STATISTICS

OPPONENT	NO	YARDS	TD	AVG	LONG
AUSTIN PEAY	0	0	0	0.0	0
JACKSONVILLE STATE			-DNP-		
GEORGIA TECH			-DNP-		
NOTRE DAME					
SMU					
VIRGINIA					
MIAMI					
BOSTON COLLEGE					
CLEMSON					
STANFORD					
PITT					
KENTUCKY					

CAREER STATISTICS

YEAR	GP	NO	YARDS	TD	AVG	LONG
2024	1	0	0	0	0.0	0
TOTALS	1	0	0	0	0.0	0



81 **CATAURUS HICKS**

WR • 5-10 • 180 • R-FR
MIAMI, FLA.
MIAMI CENTRAL

GAME BY GAME STATISTICS

OPPONENT	NO	YARDS	TD	AVG	LONG
AUSTIN PEAY	1	6	0	6.0	6
JACKSONVILLE STATE	1	51	0	51.0	51
GEORGIA TECH	0	0	0	0.0	0
NOTRE DAME					
SMU					
VIRGINIA					
MIAMI					
BOSTON COLLEGE					
CLEMSON					
STANFORD					
PITT					
KENTUCKY					

CAREER STATISTICS

YEAR	GP	NO	YARDS	TD	AVG	LONG
2023	2	1	11	0	11.0	11
2024	3	2	57	0	28.5	51
TOTALS	5	3	68	0	22.7	51

CAREER HIGHS

RECEPTIONS.....1, THREE TIMES
RECEIVING YARDS.....51 VS. JACKSONVILLE STATE, 9/7/24
LONG RECEPTION.....51 VS. JACKSONVILLE STATE, 9/7/24



83 **MARK REDMAN**

TE • 6-5 • 255 • R-SR
NEWPORT BEACH, CALIF.
CORONA DEL MAR | SAN DIEGO STATE

GAME BY GAME STATISTICS

OPPONENT	NO	YARDS	TD	AVG	LONG
AUSTIN PEAY	1	21	1	21.0	21
JACKSONVILLE STATE	1	12	1	12.0	12
GEORGIA TECH	1	12	0	12.0	12
NOTRE DAME					
SMU					
VIRGINIA					
MIAMI					
BOSTON COLLEGE					
CLEMSON					
STANFORD					
PITT					
KENTUCKY					

CAREER STATISTICS

YEAR	GP	NO	YARDS	TD	AVG	LONG
2020*	4	0	0	0	0.0	0
2021*	12	1	5	0	5.0	5
2022 [^]	13	21	233	2	11.1	28
2023 [^]	12	38	408	3	10.7	29
2024	3	3	45	2	15.0	21
TOTALS	44	63	691	7	11.0	29

* AT WASHINGTON
[^] AT SAN DIEGO STATE

CAREER HIGHS

RECEPTIONS.....5, FOUR TIMES
RECEIVING YARDS.....77 AT OREGON STATE, 9/16/23
RECEIVING TOUCHDOWNS.....2 VS. OHIO, 8/26/23
LONG RECEPTION.....29 AT OREGON STATE, 9/16/23



84 **IZAYAH CUMMINGS**

TE • 6-4 • 235 • R-SR
LOUISVILLE, KY.
MALE | KENTUCKY

GAME BY GAME STATISTICS

OPPONENT	NO	YARDS	TD	AVG	LONG
AUSTIN PEAY	1	5	0	5.0	5
JACKSONVILLE STATE	2	28	0	14.0	19
GEORGIA TECH	0	0	0	0.0	0
NOTRE DAME					
SMU					
VIRGINIA					
MIAMI					
BOSTON COLLEGE					
CLEMSON					
STANFORD					
PITT					
KENTUCKY					

CAREER STATISTICS

YEAR	GP	NO	YARDS	TD	AVG	LONG
2020*	9	0	0	0	0.0	0
2021*	13	14	195	3	13.9	31
2022*	13	0	0	0	0.0	0
2023*	12	4	98	0	24.5	55
2024	3	3	33	0	11.0	19
TOTALS	50	21	326	3	15.5	55

* AT KENTUCKY

CAREER HIGHS

RECEPTIONS.....4 VS. TENNESSEE, 11/6/21
RECEIVING YARDS.....75 VS. TENNESSEE, 11/6/21
RECEIVING TOUCHDOWNS.....1, THREE TIMES
LONG RECEPTION.....55 AT LOUISVILLE, 11/25/23



85 NATE KURISKY

TE • 6-3 • 240 • R-SO
WASHINGTON, D.C.
GONZAGA

GAME BY GAME STATISTICS

OPPONENT	NO	YARDS	TD	AVG	LONG
AUSTIN PEAY	0	0	0	0.0	0
JACKSONVILLE STATE	2	17	0	8.5	14
GEORGIA TECH	0	0	0	0.0	0
NOTRE DAME					
SMU					
VIRGINIA					
MIAMI					
BOSTON COLLEGE					
CLEMSON					
STANFORD					
PITT					
KENTUCKY					

CAREER STATISTICS

YEAR	GP	NO	YARDS	TD	AVG	LONG
2022	2	0	0	0	0.0	0
2023	14	18	141	2	7.8	23
2024	3	2	17	0	8.5	14
TOTALS	19	20	158	2	7.9	23

CAREER HIGHS

RECEPTIONS.....5 AT MIAMI, 11/18/23
RECEIVING YARDS.....50 AT MIAMI, 11/18/23
RECEIVING TOUCHDOWNS.....1, TWO TIMES
LONG RECEPTION.....23 AT MIAMI, 11/18/23



88 JALEEL SKINNER

TE • 6-5 • 225 • SO
GREER, S.C.
IMG ACADEMY | MIAMI

GAME BY GAME STATISTICS

OPPONENT	NO	YARDS	TD	AVG	LONG
AUSTIN PEAY	1	4	0	4.0	4
JACKSONVILLE STATE	0	0	0	0.0	0
GEORGIA TECH	0	0	0	0.0	0
NOTRE DAME					
SMU					
VIRGINIA					
MIAMI					
BOSTON COLLEGE					
CLEMSON					
STANFORD					
PITT					
KENTUCKY					

CAREER STATISTICS

YEAR	GP	NO	YARDS	TD	AVG	LONG
2022*	9	9	129	1	14.3	30
2023*	2	1	9	0	9.0	9
2024	3	1	4	0	4.0	4
TOTALS	14	11	142	1	12.9	30

* AT MIAMI

CAREER HIGHS

RECEPTIONS.....3 VS. NORTH CAROLINA, 10/8/22
RECEIVING YARDS.....40 VS. NORTH CAROLINA, 10/8/22
RECEIVING TOUCHDOWNS.....1 AT GEORGIA TECH, 11/12/22
LONG RECEPTION.....30 VS. BETHUNE-COOKMAN, 9/3/22



90 RENE KONGA

DL • 6-4 • 290 • R-SR
OTTAWA, ONTARIO
COLONEL THE SECONDARY | RUTGERS

GAME BY GAME STATISTICS

OPPONENT	U-A-T	TFL	SACKS	FF	FR	INT	PBU
AUSTIN PEAY	2-0-2	0.0	0.0	0	0	0	0
JACKSONVILLE STATE	1-0-1	0.0	0.0	0	0	0	0
GEORGIA TECH	2-5-7	0.5	0.0	0	0	0	0
NOTRE DAME							
SMU							
VIRGINIA							
MIAMI							
BOSTON COLLEGE							
CLEMSON							
STANFORD							
PITT							
KENTUCKY							

CAREER STATISTICS

YEAR	GP	U-A-T	TFL	SACKS	FF	FR	INT	PBU
2021*	2	1-0-1	0.0	0.0	0	0	0	0
2022*	9	2-3-5	1.0	1.0	0	0	0	2
2023*	10	5-3-8	2.0	1.0	1	0	0	0
2024	3	4-5-9	0.5	0.0	0	0	0	0
TOTALS	24	12-11-23	3.5	2.0	1	0	0	2

* AT RUTGERS

CAREER HIGHS

TACKLES.....7 VS. GEORGIA TECH, 9/21/24
TACKLES FOR LOSS.....2.0 VS. NORTHWESTERN, 9/3/23
SACKS.....1.0, TWO TIMES
FORCED FUMBLES.....1 VS. NORTHWESTERN, 9/3/23
PASS BREAKUPS.....1, TWO TIMES



93 JARED DAWSON

DL • 6-2 • 305 • R-JR
COLLIERVILLE, TENN.
COLLIERVILLE

GAME BY GAME STATISTICS

OPPONENT	U-A-T	TFL	SACKS	FF	FR	INT	PBU
AUSTIN PEAY	1-0-1	1.0	1.0	0	0	0	0
JACKSONVILLE STATE	4-3-7	2.0	1.0	0	0	0	0
GEORGIA TECH	0-1-1	0.0	0.0	0	0	0	0
NOTRE DAME							
SMU							
VIRGINIA							
MIAMI							
BOSTON COLLEGE							
CLEMSON							
STANFORD							
PITT							
KENTUCKY							

CAREER STATISTICS

YEAR	GP	U-A-T	TFL	SACKS	FF	FR	INT	PBU
2020	1	0-0-0	0.0	0.0	0	0	0	0
2021	5	1-1-2	0.0	0.0	0	0	0	0
2022	11	10-6-16	3.0	2.5	1	0	0	0
2023	11	7-7-14	4.0	2.5	0	0	0	1
2024	3	5-4-8	3.0	2.0	0	0	0	0
TOTALS	31	23-18-40	10.0	7.0	1	0	0	1

CAREER HIGHS

TACKLES 7 VS. JACKSONVILLE STATE, 9/7/24
 TACKLES FOR LOSS 2.0 VS. JACKSONVILLE STATE, 9/7/24
 SACKS 1.5 VS. VIRGINIA, 11/9/23
 FORCED FUMBLES 1 VS. WAKE FOREST, 10/29/22
 PASS BREAKUPS 1 VS. USC, 12/27/23



94 JORDAN GUERAD

DL • 6-2 • 295 • R-SR
VALRICO, FLA.
BLOOMINGDALE | FIU

GAME BY GAME STATISTICS

OPPONENT	U-A-T	TFL	SACKS	FF	FR	INT	PBU
AUSTIN PEAY			-DNP-				
JACKSONVILLE STATE			-DNP-				
GEORGIA TECH			-DNP-				
NOTRE DAME							
SMU							
VIRGINIA							
MIAMI							
BOSTON COLLEGE							
CLEMSON							
STANFORD							
PITT							
KENTUCKY							

CAREER STATISTICS

YEAR	GP	U-A-T	TFL	SACKS	FF	FR	INT	PBU
2021*	5	3-8-11	0.5	0.0	0	0	0	0
2022*	11	16-18-34	5.5	3.0	0	0	0	0
2023*	12	21-17-38	7.0	2.0	1	0	0	0
2024	1	0-0-0	0.0	0.0	0	0	0	0
TOTALS	28	40-43-83	13.0	5.0	1	0	0	0

* AT FIU

CAREER HIGHS

TACKLES 7 AT UTEP, 11/19/22
 TACKLES FOR LOSS 3.5 VS. WESTERN KENTUCKY, 11/25/23
 SACKS 1.0, FIVE TIMES
 FORCED FUMBLES 1 VS. LIBERTY, 9/23/23



98 ADONIJAH GREEN

DL • 6-6 • 240 • R-FR
ELLENWOOD, GA.
CEDAR GROVE

GAME BY GAME STATISTICS

OPPONENT	U-A-T	TFL	SACKS	FF	FR	INT	PBU
AUSTIN PEAY	1-1-2	0.0	0.0	0	0	0	0
JACKSONVILLE STATE	0-0-0	0.0	0.0	0	0	0	0
GEORGIA TECH	0-0-0	0.0	0.0	0	0	0	0
NOTRE DAME							
SMU							
VIRGINIA							
MIAMI							
BOSTON COLLEGE							
CLEMSON							
STANFORD							
PITT							
KENTUCKY							

CAREER STATISTICS

YEAR	GP	U-A-T	TFL	SACKS	FF	FR	INT	PBU
2023	4	2-0-2	0.0	0.0	0	0	0	0
2024	2	1-1-2	0.0	0.0	0	0	0	0
TOTALS	6	3-1-4	0.0	0.0	0	0	0	0

CAREER HIGHS

TACKLES 2 VS. AUSTIN PEAY, 8/31/24



99 DEZMOND TELL

DL • 6-1 • 295 • SR
STOCKBRIDGE, GA.
DUTCHTOWN

GAME BY GAME STATISTICS

OPPONENT	U-A-T	TFL	SACKS	FF	FR	INT	PBU
AUSTIN PEAY	0-1-1	0.5	0.0	0	0	0	0
JACKSONVILLE STATE	0-3-3	0.0	0.0	0	0	0	0
GEORGIA TECH	0-1-1	0.0	0.0	0	0	0	0
NOTRE DAME							
SMU							
VIRGINIA							
MIAMI							
BOSTON COLLEGE							
CLEMSON							
STANFORD							
PITT							
KENTUCKY							

CAREER STATISTICS

YEAR	GP	U-A-T	TFL	SACKS	FF	FR	INT	PBU
2020	7	2-3-5	1.0	0.0	0	0	0	0
2021	8	3-6-9	0.5	0.0	0	0	0	0
2022	13	10-16-26	4.5	2.0	0	1	0	0
2023	14	8-12-20	4.0	2.0	1	0	0	0
2024	3	0-5-5	0.5	0.0	0	0	0	0
TOTALS	45	23-42-65	10.5	4.0	1	1	0	0

CAREER HIGHS

TACKLES 4, THREE TIMES
 TACKLES FOR LOSS 1.0, SEVEN TIMES
 SACKS 1.0, THREE TIMES
 FORCED FUMBLES 1 AT GEORGIA TECH, 9/11/23
 PASS BREAKUPS 1 AT VIRGINIA, 10/8/22