

NOTRE DAME

Football



NO. 12/11



SATURDAY, OCT. 19, 2024 | MERCEDES-BENZ STADIUM | Atlanta, Ga.

NOTRE DAME (5-1)

Marcus Freeman
Third season (24-9)
Same at ND

GEORGIA TECH (5-2)

Brent Key
Second season (12-8)
Same at Georgia Tech

BROADCAST: **ESPN** | Bob Wischusen, Louis Riddick and Kris Budden
RADIO: **Notre Dame Football Radio Network** | Local stations and Sirius XM Channel 129 | Tony Simeone, Ryan Harris ('07)

WEEKEND AT A GLANCE

- Saturday will mark the 38th meeting between Notre Dame and Georgia Tech. The series stands with a 30-6-1 Notre Dame record.
- Notre Dame is 13-2-1 when playing Georgia Tech on the road.
- While the game will not be played at Georgia Tech's typical home venue, Bobby Dodd Stadium at Hyundai Field, it will be an official home game for the Yellow Jackets, played at Mercedes-Benz Stadium in Atlanta.
- The game will mark Notre Dame's first visit to Mercedes-Benz Stadium.
- Notre Dame is 217-84-3 against ACC Teams, going 89-43-3 in road games.
- The Irish are 321-164-23 all-time on the road.
- Notre Dame leads all FBS teams in number of different NFL stadiums played since 2016 with 12 (including 2024 schedule). This season alone, the Irish will play in two: Mercedes-Benz Stadium (Atlanta Falcons) and MetLife Stadium (New York Giants and New York Jets). It will be the first time in program history that the Irish will play in Mercedes-Benz Stadium.
- Since 2016, Notre Dame will have played 16 games in NFL stadiums (including 2024), five postseason matchups and 11 regular-season contests. Notre Dame has won its last three games played in NFL stadiums. (See page 25 for more information on games played in NFL stadiums.)
- The Irish defense was dominant vs. Stanford, leading all Power 4 teams on the weekend in fewest passing yards allowed (87) and total offensive yards allowed (200), and ranked second among all FBS teams for both of those single game totals that weekend. They were the only FBS program that weekend to hold an opposing offense to 87 or fewer passing yards and also 200 or fewer offensive yards in the same game.
- Senior quarterback Riley Leonard was the only Power 4 quarterback that weekend who, in regulation time, passed for at least 225 yards and three touchdowns, threw no interceptions, and added a rushing touchdown; Leonard did it all in just three quarters. One other Power 4 quarterback achieved the feat in overtime (Luke Altmyer, Illinois).

2024 SCHEDULE

Date	ND Rank	Opp Rank	Opponent	Location	TV	Time ET/Result
8-31	7/7	20/20	at Texas A&M	Kyle Field	ABC	W, 23-13
9-7	5/7		Northern Illinois	Notre Dame Stadium	NBC	L, 14-16
9-14	18/19		at Purdue	Ross-Ade Stadium	CBS	W, 66-7
9-21	17/18		Miami (Ohio)	Notre Dame Stadium	NBC	W, 28-3
9-28	16/14	15/17	Louisville	Notre Dame Stadium	Peacock	W, 31-24
10-12	11/12		Stanford	Notre Dame Stadium	NBC	W, 49-7
10-19			at Georgia Tech	Mercedes-Benz Stadium	ESPN	3:30 p.m.
10-26		25/RV	at Navy	MetLife Stadium	ABC/ESPN	Noon
11-9			Florida State	Notre Dame Stadium	NBC	7:30 p.m.
11-16			Virginia	Notre Dame Stadium	NBC	3:30 p.m.
11-23		23/24	Army	Yankee Stadium (Shamrock Series)	NBC	7 p.m.
11-30		RV/—	at Southern Cal	LA Memorial Coliseum	TBA	TBA

WHAT'S INSIDE

Media Information.....	2
Assistant Coach Gameday Locations	2
Availability Update/By the Numbers.....	3
University Information	3
Two-Deep Tidbits.....	4-5
Roster/Pronunciations.....	6-7
Coaching Information.....	8-10
Player/Team Notes	11-20
Matchup Notes	21-22
Season Notes	23-25
National Awards	26-27
National Polls	28
Irish in the NFL.....	29
Starter History.....	30
Game-by-Game starters, Conversion Charts.....	30-36
The Last Time	37-42
Game Recaps	43-45
2023 In Review.....	46
Player Career Stats/ 2024 Season Stats	47

WEEKLY MEDIA SCHEDULE

SUN.	MON.	TUES.	WED.	THURS.	FRI.	SAT.
No media availability by Noon ET Interview requests for student-athletes or for any other feature ideas for the week must be submitted to Katy Lonerger (klonerger2@nd.edu)	Noon ET Media Lunch 12:30 p.m. ET Dick Corbett Head Football Coach Marcus Freeman Weekly Press Conference	~5:30 p.m. ET (timing subject to change) Select student-athletes available for interviews post-practice	No media availability	Noon ET Dick Corbett Head Football Coach Marcus Freeman late week Zoom availability	No media availability	3:30 p.m. ET Notre Dame at Georgia Tech, postgame media availability

MARCUS FREEMAN AVAILABILITY

- Dick Corbett Head Football Coach Marcus Freeman conducts a weekly press conference each Monday of a game week in person in the Notre Dame Stadium Media Room and also available via Zoom.
- The half hour weekly conference previews the upcoming game and is available to watch live on YouTube (search Notre Dame athletics). Coach Freeman also holds a brief Zoom on Thursdays of game weeks
- To obtain the link for Monday or Thursday's Zoom, media members should contact Sarah Miesle (smiesle@nd.edu).
- For any other Coach Freeman interview requests, media members should contact Katy Lonerger (klonerger2@nd.edu).

STUDENT-ATHLETE INTERVIEWS

- Media members are not permitted to directly contact student-athletes, coaches or support staff to arrange interviews.
- This policy becomes active when any new student-athlete to the roster arrives on campus (for example, in January as an early-enrollees or in June as summer workouts begin). This policy then continues from that point throughout the entirety of their Notre Dame career.
- In-season interviews with selected Notre Dame student-athletes will occur on a weekly basis Tuesday during each game week in person at the Irish Athletics Center.
- Interview requests for student-athletes on a weekly basis or for any other feature ideas (including print media, podcasts and video interviews) must be submitted to Katy Lonerger (klonerger2@nd.edu). The in-season deadline for weekly Tuesday interviews after practice is 12 p.m. ET the Sunday before the proposed interview.
- A player availability schedule will be distributed before each interview session during the season.

GAME NOTES/DISTRIBUTION LIST

- All media members will be provided with access to game notes on Monday of game week at FightingIrish.com/ndfbmedia and they also will be distributed via our email distribution list.
- Contact Claire Cunningham (ckramer@nd.edu) if you need to be added to the distribution list.

FIGHTINGIRISH.COM/PRESSBOX

- All Notre Dame football information is available at FightingIrish.com/pressbox, which provides access to game notes, student-athlete and coaching staff headshots, updated season statistics, interview session video archives and more.

MEDIA GUIDELINES

- A document with media guidelines for Notre Dame home football games is emailed to each accredited member of the media before each game. Credentialed media are responsible for reading the guidelines and adhering to the policies.
- To request a copy of Notre Dame football's full media guidelines, email Claire Cunningham at ckramer@nd.edu, or visit fightingirish.com/pressbox.

AVAILABILITY UPDATES

- Beginning this season, Notre Dame Football will introduce an availability reporting structure in an effort to streamline communication surrounding student-athlete availability.
- In each week's Monday game notes, the program will provide a list of all student-athletes who have availability affected for the week. They will be classified as out for the season, out for that week's game, or questionable for that week's game, as well as the general ailment.

NOTRE DAME FOOTBALL ATHLETIC COMMUNICATIONS



KATY LONERGER - Associate Athletics Director, Strategic and Football Communications, Advisor to the Head Football Coach
klonerger2@nd.edu | 785-764-9941
game day location - field

main contact for: Coach Freeman, student-athlete interviews



CLAIRE (KRAMER) CUNNINGHAM - Director of Football Communications
ckramer@nd.edu | 913-952-6454
game day location - press box, middle, third seating level

main contact for: assistant coaches, day-to-day media operations, game notes, award nominations



SARAH MIESLE - Associate Athletics Communications Director
smiesle@nd.edu | 608-487-3858
game day location - field

main contact for: team statistics, photo requests, weekly and postgame press conference coordinator



ALAN WASIELEWSKI - Assistant Athletics Director, Team Communications
awasiele@nd.edu | 574-532-4167
game day location - press box, middle, third seating level

main contact for: credentials/parking, media guide, football historian

- Before each game, Notre Dame will continue to release an availability update roughly 60 minutes prior to kickoff that will confirm or update the availability of any student-athlete listed on that week's depth chart.
- As the information will be readily available, Notre Dame coaches and student-athletes will not comment on or provide additional information on availability in press conferences or interviews throughout the week.

ASSISTANT COACH GAMEDAY LOCATIONS

Coach	Role	Location
Al Golden	Defensive Coordinator	Field
Mike Denbrock	Off. Coord/Tight Ends	Field
Marty Biagi	ST Coord./ Asst. DBs	Field
Mike Brown	Wide Receivers	Field
Max Bullough	Linebackers	Field
Gino Guidugli	QB's/Pass Game Coord.	Press Box
Deland McCullough	RB's/Assoc. Head Coach	Field
Mike Mickens	DB's/Def. Pass Game Coord.	Field
Joe Rudolph	Offensive Line	Field
Al Washington	D-Line/Def. Run Game Coord.	Field



IRISH ITEMS - BY THE NUMBERS

2nd	Leading the nation in interceptions with seven in 2023 and earning national defensive player of the week honors twice, Xavier Watts became the second Notre Dame player to win the Bronko Nagurski Trophy as the nation's best defensive player (Manti Te'o won the award in 2012). Watts was just the third Notre Dame player to lead the nation in interceptions in 2023, picking off seven passes. He is the first Irish player to pace the country since Mike Townsend intercepted 10 passes in 1972. Tony Carey (eight) also led the country in interceptions in 1964. Watts added interceptions in the wins over No. 20 Texas A&M and No. 15 Louisville to make nine on his career.
2	Notre Dame is one of just two FBS programs (Auburn) that have three or more receivers who were the leading receiver (either in yards or receptions) on an FBS roster in 2023: Tight end Mitchell Evans (led Notre Dame with 29 receptions); wide receiver Jayden Harrison (led Marshall with 410 receiving yards); and wide receiver Kris Mitchell (led FIU in both receptions and yards - 64 receptions for 1,118 yards).
2	Senior quarterback Riley Leonard owns 27 rushing touchdowns for his career, including three in the first half at Purdue, and two vs. Miami (OH). He ranks second among all active FBS quarterbacks in rushing touchdowns (Dillon Gabriel - 30). With three rushing touchdowns in a single game at Purdue, Leonard is one of just seven quarterbacks to achieve the feat so far this season, and one of two to do so in a single half.
3-24	Notre Dame held two-straight opponents to 3-24 on third down (Miami 2-12, Purdue 1-12), the best back-to-back two-game total since 2021 (Cincinnati 2-12, Wisconsin 1-14). Those are the two best back-to-back two-game stretches since data is available starting in 1996.
5	Notre Dame is one of just five programs in the Power 4 with eight or more wins over each of the last four seasons, joined by Alabama, Clemson, Georgia and NC State.
5th	Notre Dame finished the 2023 season ranked fifth in FBS for total defense (276.3), the program's best effort since 1980 (4th). The Irish also led the nation in pass efficiency defense (97.09).
4	Notre Dame's defense is one of the best in the nation, ranking fourth in fourth-down defense (.20), fifth in team passing efficiency defense (93.74), sixth in passing yards allowed (148.7), eighth in scoring defense (11.7), 10th in third down defense (0.293), 11th in total defense (270.0) and 11th in first down defense (89 allowed).
9	The victory over Louisville is the ninth-ranked win of the Marcus Freeman era at Notre Dame. The 23-13 win at No. 20 Texas A&M was his eighth victory over a ranked opponent. Only Frank Leahy (10 such wins) earned more ranked victories in his first three years on the Irish sidelines. In 2023, the 40-8 Sun Bowl victory over No. 21 Oregon State not only earned Freeman his first campaign with 10 victories, it also was his team's seventh victory over an Associated Press-ranked team in his first two years leading the program - breaking Terry Brennan's previous program record of six in 1954 and 55.
14th	The Irish finished the 2023 season ranked 14th in the Associated Press poll, marking the seventh-straight campaign and 10 of the last 12 Notre Dame has appeared in the final AP ranking. That seven-season final AP ranking streak is the best run for the Notre Dame program since the Irish finished in the AP Top 25 11 consecutive seasons from 1964-74.
87	With the performance vs. Stanford, Notre Dame's defense led all Power 4 teams this past weekend in fewest passing yards allowed (87) and total offensive yards allowed (200), and ranked second among all FBS teams for both of those single game totals this weekend. They were the only FBS program this weekend to hold an opposing offense to 87 or fewer passing yards and also 200 or fewer offensive yards in the same game.

GAME SEVEN INJURY UPDATE

QUESTIONABLE FOR THE GAME

- No. 98 K Mitch Jeter - Questionable for the game (right hip)
- No. 74 OL Billy Schrauth - Questionable for the game (right ankle)

OUT FOR THE GAME

- No. 16 S Tae Johnson - Out for the game (left foot)

OUT FOR THE SEASON

- No. 20 CB Benjamin Morrison - Out for the season (left hip)

UNIVERSITY INFORMATION

Location.....	Notre Dame, Indiana
Founded.....	1842
Nickname	Fighting Irish
Colors	Blue and Gold
Enrollment.....	8,968 (undergraduates), 13,174 (total)
Stadium	Notre Dame Stadium (FieldTurf/77,622)
President.....	Rev. Robert Dowd, C.S.C.
Provost.....	John T. McGreevy
NCAA Faculty Representative	Patricia Bellia
University VP/James E. Rohr Director of Athletics	Pete Bevacqua

FOOTBALL INFORMATION

Offensive Formation	Multiple
Defensive Formation	Multiple
2023 Overall Record.....	10-3 Sun Bowl Champion
Final Ranking.....	#14 AP #14 Coaches #16 CFP (pre-bowl)
Off./De. Starters From 2023 Returning/Lost	11/11
Offensive Starters From 2023 Returning/Lost.....	6/5
Defensive Starters From 2023 Returning/Lost	5/6
Special Teams Starters From 2023 Returning/Lost.....	1/2
Monogram Winners From 2023 Returning/Lost.....	32/38
All-Time Record.....	974-339-42*
All-Time Record At Home	525-132-13*
All-Time Record On The Road.....	321-164-23
All-Time Record In Neutral Venues	127-44-6
First Year of Football.....	1887
Years Of Football.....	2024 is the 136th year of Notre Dame Football



NOTRE DAME OFFENSE

Pos.	No.	Name	Ht.	Wt.	Class	Elig.*
WR	5	Beaux Collins	6-3	206	Gr.	Sr.
or	83	Jayden Thomas	6-2	218	Sr.	Jr.
WR	1	Jaden Greathouse	6-1	215	So.	So.
or	2	Jayden Harrison	5-10	198	Gr.	Sr.*
LT	54	Anthonie Knapp	6-4	294	Fr.	Fr.
	79	Tosh Baker	6-8	325	Gr.	Sr.
LG	72	Sam Pendleton	6-4	310	So.	Fr.
	75	Sullivan Absher	6-7	321	So.	Fr.
C	78	Pat Coogan	6-5	310	Sr.	Jr.
	72	Sam Pendleton	6-4	310	So.	Fr.
	64	Joe Otting	6-3	303	So.	Fr.
RG	50	Rocco Spindler	6-5	325	Gr.	Jr.
	55	Chris Terek	6-5	330	So.	Fr.
RT	59	Aamil Wagner	6-6	291	Jr.	So.
	76	Guerby Lambert	6-7	323	Fr.	Fr.
TE	88	Mitchell Evans	6-5	260	Sr.	Sr.
	87	Cooper Flanagan	6-6	257	So.	So.
or	9	Eli Raridon	6-7	250	Jr.	Jr.
WR	6	Jordan Faison	5-10	184	So.	So.
or	10	Kris Mitchell	6-0	186	Gr.	Sr.*
or	11	KK Smith	6-0	178	So.	Fr.
QB	13	Riley Leonard	6-4	216	Sr.	Sr.
	18	Steve Angeli	6-2	208	Jr.	So.
RB	4	Jeremiyah Love	6-0	210	So.	So.
or	24	Jadarian Price	5-10	206	Jr.	So.
	20	Aneyas Williams	5-10	206	Fr.	Fr.
	22	Devyn Ford	5-11	200	Gr.	Sr.*

NOTRE DAME SPECIAL TEAMS

Pos.	No.	Name	Ht.	Wt.	Class	Elig.*
KO	98	Mitch Jeter	5-11	195	Gr.	Sr.*
PK	98	Mitch Jeter	5-11	195	Gr.	Sr.*
P	16	James Rendell	6-6	219	Gr.	Sr.
	90	Eric Goins	6-2	207	Gr.	Sr.
LS	49	Andrew Kros	6-3	222	So.	So.
	39	Rino Monteforte	5-7	198	Jr.	Jr.
SS	39	Rino Monteforte	5-7	198	Jr.	Jr.
	49	Andrew Kros	6-3	222	So.	So.

TWO-DEEP TIDBITS - OFFENSE

- **Jayden Thomas** entered 2023 season as Notre Dame's leading returning receiver and served in that role in the first four games of the year, catching 12 passes for over 180 yards and a touchdown.
- **Beaux Collins** led the Irish receivers at Texas A&M and snagged a pivotal 20-yard contested catch to keep the game-winning drive alive. He also led Irish receivers vs. Northern Illinois. He recorded 91 receptions for 1,290 yards and 11 touchdowns in 1,578 offensive snaps over 32 games (27 starts) at Clemson from 2021-23. He broke out late in his true freshman season with 31 catches for 407 yards and three touchdowns
- **Jaden Greathouse** was the first Irish true freshman wideout to catch two touchdown passes in his first-career game (against Navy in 2023). His five touchdown catches during a rookie campaign are the most for a Notre Dame true freshman since 2016.
- **Jayden Harrison** was a first-team All-American as a kick returner at Marshall last season, tying for the FBS lead with two kick return touchdowns in 2023. In 2023, Harrison played in all 13 games for Marshall (started four), totaling 28 receptions for 410 yards (14.6 yards per reception) and a touchdown.
- **Kris Mitchell**, a transfer from FIU, led CUSA and ranked in the Top 20 nationally in receiving yards in 2023 (1,118 - 18th nationally) and receiving yards per game (93.2 - 13th nationally). Mitchell owns 100 career receptions for 1,663 yards and 11 touchdowns.
- **KK Smith** - Smith began his time at Notre Dame recovering from an injury. His hard work over 2023 Fall allowed Smith to return to practice during bowl prep and make his Notre Dame debut in the Sun Bowl victory over Oregon State.
- **Jordan Faison** joined the Notre Dame football team as a walk on and made his collegiate athletics debut at No. 25 Louisville in 2023, and was put on football scholarship. He would end the season with 19 catches for 322 yards and four touchdowns, capping the year by earning Sun Bowl MVP honors with five catches for 115 yards and a touchdown.
- Notre Dame's offensive line presents some new faces in 2024 with the departures of NFL Draftees Joe Alt and Blake Fisher. **Pat Coogan, Ashton Craig, Billy Schrauth, Tosh Baker, Rocco Spindler and Charles Jagusah** own starting experience. Jagusah and Craig have both been ruled out for the 2024 season. Irish linemen **Aamil Wagner, Sam Pendleton and Anthonie Knapp** all made their first-career starts at No. 20 Texas A&M.
- **Mitchell Evans** had a breakout season in 2023 before being sidelined with an injury. He played in eight games as a junior, starting seven, and ended the season as the team's top receiving target, averaging 52.8 yards per game. Through those eight games, Evans totaled 29 receptions for 422 yards and a touchdown during the season, averaging 14.6 yards per catch. With Evans' injury, **Cooper Flanagan and Eli Raridon** saw action in 2023, each scoring a touchdown, and will look to have an increased role in 2024.
- **Riley Leonard** is the only Power 4 quarterback this season to rush for 100+ yards in multiple games, one of just four FBS quarterbacks this season to achieve the feat and one of only three FBS quarterbacks to do so in consecutive games. He enters his senior season and first with Notre Dame coming off a Duke career as one of the ACC's premier quarterbacks. See page 17 for more on Leonard
- **Steve Angeli** made the most of his first-career start in the 2023 Sun Bowl completing 15 of 19 passes for 232 yards and three touchdowns. Prior to that game, he went 19-for-25 passing with four touchdowns in seven relief appearances.
- With the departure of NFL Draft pick Audric Estimé, **Jeremiyah Love** and **Jadarian Price** are poised to lead the Irish running backs in 2024. See page 19 for more on the Irish running backs

- **Mitch Jeter** joins the Irish from South Carolina, and owns a career 87.5 percent field-goal rate (28-32), connecting on 97-100 extra points. **James Rendell** hails from Melbourne, Australia, and made a mark in Australian football with the Victorian Football League before making the move to the United States this offseason. See page 20 for more on the Irish specialists.



NOTRE DAME DEFENSE

Pos.	No.	Name	Ht.	Wt.	Class	Elig.*
VYP	44	Junior Tuihalamaka	6-2	255	Jr.	Jr.
	40	Joshua Burnham	6-4	251	Jr.	So.
	10	Loghan Thomas	6-4	224	Fr.	Fr.
DT	99	Rylie Mills	6-5	295	Gr.	Sr.*
	47	Jason Onye	6-5	291	Sr.	Jr.
	88	Armel Mukam	6-3	302	So.	Fr.
DT	56	Howard Cross III	6-1	288	Gr.	Sr.*
	41	Donovan Hinish	6-2	278	Jr.	So.
DE	9	RJ Oben	6-3	265	Gr.	Sr.*
	40	Joshua Burnham	6-4	251	Jr.	So.
or	30	Bryce Young	6-7	258	Fr.	Fr.
WILL	24	Jack Kiser	6-2	231	Gr.	Sr.*
	4	Jaiden Ausberry	6-2	216	So.	Fr.
or	27	Kyngstonn Viliamu-Asa	6-3	240	Fr.	Fr.
MIKE	34	Drayk Bowen	6-2	239	So.	So.
	27	Kyngstonn Viliamu-Asa	6-3	240	Fr.	Fr.
ROV	3	Jaylen Sneed	6-1	224	Jr.	So.
	4	Jaiden Ausberry	6-2	216	So.	Fr.
NICKEL	1	Jordan Clark	5-10	182	Gr.	Sr.*
	21	Karson Hobbs	6-1	192	Fr.	Fr.
CB	15	Leonard Moore	6-2	191	Fr.	Fr.
	21	Karson Hobbs	6-1	192	Fr.	Fr.
BOUND	8	Adon Shuler	6-0	200	So.	Fr.
	28	Luke Talich	6-4	211	So.	So.
or	23	Kennedy Urlacher	5-11	197	Fr.	Fr.
FIELD	0	Xavier Watts	6-0	203	Gr.	Sr.
	2	Rod Heard II	5-11	195	Gr.	Sr.*
CB	29	Christian Gray	6-0	189	So.	So.
	21	Karson Hobbs	6-1	192	Fr.	Fr.

NOTRE DAME SPECIAL TEAMS

Pos.	No.	Name	Ht.	Wt.	Class	Elig.*
HLD	26	Chris Salerno	5-11	208	Sr.	Sr.
	81	Jack Polian	6-0	183	Sr.	Sr.
PR	37	Max Hurlleman	5-11	202	Gr.	Sr.
or	6	Jordan Faison	5-10	184	So.	So.
or	1	Jaden Greathouse	6-1	215	So.	So.
KR	2	Jayden Harrison	5-10	198	Gr.	Sr.*
or	4	Jeremiyah Love	6-0	206	So.	So.
or	24	Jadarian Price	5-10	203	Jr.	So.

* - Super Senior

Note: Class years are academic enrollment; Eligibility is in regards to on the field.

TWO-DEEP TIDBITS - DEFENSE

- Junior Tuihalamaka** appeared in all 13 games in 2023 while posting 10 tackles. **Joshua Burnham** finished the 2023 season with 18 tackles, four tackles-for-loss and a sack. **Jordan Botelho** and **Boubacar Traore** suffered season-ending injuries.
- Rylie Mills** was named a 2024 team captain and was a disruptive force on the Irish defensive line in 2023. See page 16 for more information on Mills. **Jason Onye** emerged as a dependable reserve defensive lineman for the Irish in 2023. He also blocked two field goal attempts during the season, one of which came during his five-tackle performance against Tennessee State.
- Howard Cross III** established himself as one of the top playmaking interior defensive lineman in the country during the 2023 season. See page 15 for more information on Cross. **Donovan Hinish** appeared in nine games in 2023 and posting a career-best four stops in the win over Central Michigan.
- RJ Oben** transferred from Duke in the offseason with 34 career starts and 50 games played. Entering Notre Dame, he had posted 67 tackles on his career, with 14.5 sacks (loss of 91 yards), five forced fumbles, two passes defended and an interception. **Bryce Young** is a four-star true freshman and was an Adidas All-American as a high school senior.
- Jack Kiser** leads a linebacker room with young talent. A team captain, Kiser will make a run for the Notre Dame career games played record. See page 17 for more information on Kiser. **Jaiden Ausberry** appeared in four regular-season games in 2023, preserving his eligibility. **Kyngstonn Viliamu-Asa** is a highly-touted five-star linebacker who was a finalist for the high school Butkus Award in 2023. He posted a career-high seven tackles vs. Northern Illinois. **Drayk Bowen** appeared in 12 games in 2023 (missing one contest with an injury) and recorded 14 stops and a forced fumble. **Jaylen Sneed** appeared in all 13 games in 2023, totaling 14 tackles, five QB hurries and two PBU
- Jordan Clark** joins the Irish from Arizona State with 22 career starts and 39 games played. Throughout his college career, he has snagged three interceptions (one for a touchdown) and 139 tackles (101 solo) with 6.5 TFL and 20 passes defended.
- Adon Shuler** notched his first-career interception in the 23-13 victory at No. 20 Texas A&M. He showed his playmaking ability late in the 2023 season, posting all six career tackles in the final three games of the year. A preferred walk-on, **Luke Talich** quickly established himself as a special teams mainstay during his freshman season in 2023.
- True freshmen **Karson Hobbs**, **Leonard Moore** and **Kennedy Urlacher** have impressed in preseason camp. Moore and Urlacher both garnered one four-star ranking through recruitment. Moore made his college football debut at No. 20 Texas A&M, and his first-career start vs. No. 15 Louisville, leading the team with seven tackles.
- Christian Gray** started his first-career game in the 23-13 win at No. 20 Texas A&M. He saw action in 12 games and made 11 tackles in 2023. He intercepted his first career pass against Pittsburgh and finished the year with a career-best three tackles in the Sun Bowl victory over Oregon State.
- Xavier Watts** started off the year strong with an interception in the 23-13 victory at No. 20 Texas A&M. He was the first Notre Dame player to intercept multiple passes in back-to-back games in 2023. Watts won the Bednarik Award and was a unanimous All-American. See page 14 for more on Watts. **Rod Heard II** spent his prior career at Northwestern, where he amassed 31 starts and 46 games played with 182 tackles, 11 for loss, two sacks and two interceptions, as well as 10 passes defended, five forced fumbles and a fumble recovery.



ALPHABETICAL ROSTER/PRONUNCIATIONS

No.	Name	Pronunciation
75	Sullivan Absher	
60	Max Anderson	
18	Steve Angeli	Ann-JELL-ee
19	Marty Auer	like hour
4	Jaiden Ausberry	
93	Quentin Autry	
79	Tosh Baker	
91	William Bartel	Bar-tell
84	Kevin Bauman	B-ow-man
31	Taebron Bennie-Powell	Tay-bron
12	Jordan Botelho	Bo-TELL-ho
34	Drayk Bowen	Drake BOE-enn
48	Mickey Brown	
26	Tyler Buchner	Buck-ner
40	Joshua Burnham	
12	CJ Carr	
77	Ty Chan	
1	Jordan Clark	
5	Beaux Collins	Bo
0	Deion Colzie	
78	Pat Coogan	
70	Ashton Craig	
56	Howard Cross III	
25	Dylan Devezin	DEV-eh-zen
48	Marcello Diomede	Mar-chell-oh Dee-oh-med-ee
49	Charles Du	
32	Isaiah Dunn	
88	Mitchell Evans	
6	Jordan Faison	Fay-zonn
32	Justin Fisher	
87	Cooper Flanagan	
22	Devyn Ford	Dev-in
42	Henry Garrity	Gare (like stare)-itty
14	Micah Gilbert	
90	Eric Goins	Goh-ins
29	Christian Gray	
1	Jaden Greathouse	
2	Jayden Harrison	
2	Rod Heard II	
41	Donovan Hinish	HIGH-nish
21	Karson Hobbs	
98	Devan Houston	Dev-in Houston (like the city)
37	Max Hurlman	Hurl-uh-man
56	Charles Jagusah	Jog-you-saw
33	Matt Jeffery	
98	Mitch Jeter	Jee-ter
16	Tae Johnson	Tay
73	Peter Jones	
36	Bodie Kahoun	Bow-dee Ka-hoon
43	Kahanu Kia	Ka-ha-new Kee-uh
24	Jack Kiser	KYE-zerr
54	Anthonie Knapp	Nap
49	Andrew Kros	Cross
76	Guerby Lambert	Gur-bee
85	Jack Larsen	
13	Riley Leonard	
4	Jeremiah Love	
99	Rylie Mills	
8	Kenny Minchey	Minn-shee
13	Ben Minich	Minn-ick
10	Kris Mitchell	

NUMERICAL ROSTER

No.	Name	Pos.	Ht.	Wt.	Cl.	Elg.	Hometown/High School
0	Deion Colzie	WR	6-4	211	Sr.	Jr.	McDonough, GA/Athens Academy
0	Xavier Watts	S	6-0	203	Gr.	Sr.	Omaha, NE/Harry A. Burke
1	Jordan Clark	S	5-10	182	Gr.	*Sr.	Baton Rouge, LA/University Lab/Arizona State
1	Jaden Greathouse	WR	6-1	215	So.	So.	Austin, TX/Westlake
2	Jayden Harrison	WR	5-10	198	Gr.	*Sr.	Antioch, TN/Pearl-Cohn/Marshall
2	Rod Heard II	S	5-11	195	Gr.	*Sr.	Farmington Hills, MI/Farmington Hills/Northwestern
3	Gi'Bran Payne	RB	5-9	203	Jr.	So.	Cincinnati, OH/LaSalle
3	Jaylen Sneed	LB	6-1	224	Jr.	So.	Hilton Head Island, SC/Hilton Head
4	Jaiden Ausberry	LB	6-2	216	So.	Fr.	Baton Rouge, LA/University Lab
4	Jeremiah Love	RB	6-0	210	So.	So.	St. Louis, MO/Christian Brothers
5	Beaux Collins	WR	6-3	206	Gr.	Sr.	Los Angeles, CA/St. John Bosco/Clemson
5	Boubacar Traore	DL	6-4	243	So.	Fr.	Boston, MA/Catholic Memorial
6	Jordan Faison	WR	5-10	184	So.	So.	Fort Lauderdale, FL/Pine Crest
8	Kenny Minchey	QB	6-2	207	So.	Fr.	Hendersonville, TN/Pope John Paul II
8	Adon Shuler	S	6-0	200	So.	Fr.	Irvington, NJ/Irvington
9	RJ Oben	DL	6-3	265	Gr.	*Sr.	Montclair, NJ/St. Peter's Prep/Duke
9	Eli Raridon	TE	6-7	250	Jr.	Jr.	Des Moines, IA/Valley
10	Kris Mitchell	WR	6-0	186	Gr.	*Sr.	Jacksonville, FL/Mandarin/FIU
10	Lohan Thomas	DL	6-4	224	Fr.	Fr.	Katy, TX/Paetow
11	KK Smith	WR	6-0	178	So.	Fr.	Frisco, TX/Reedy
12	Jordan Botelho	DL	6-3	250	Gr.	*Sr.	Honolulu, HI/Saint Louis
12	CJ Carr	QB	6-3	210	Fr.	Fr.	Saline, MI/Saline
13	Riley Leonard	QB	6-4	216	Sr.	Sr.	Fairhope, AL/Fairhope/Duke
13	Ben Minich	S	6-0	195	So.	Fr.	West Chester, OH/Lakota West
14	Micah Gilbert	WR	6-2	208	Fr.	Fr.	Charlotte, NC/Charlotte Christian
15	Leonard Moore	CB	6-2	191	Fr.	Fr.	Round Rock, TX/Round Rock
15	Anthony Rezac	QB	6-3	197	Fr.	Fr.	Omaha, NE/Westside
16	Tae Johnson	S	6-2	188	Fr.	Fr.	Fort Wayne, IN/North Side
16	James Rendell	P	6-6	224	Gr.	Sr.	Melbourne, Australia/Parkdale Secondary/RMIT
17	Brenan Vernon	DL	6-5	262	So.	Fr.	Mentor, OH/Mentor
17	Cam Williams	WR	6-2	202	Fr.	Fr.	Glen Ellyn, IL/Glenbard South
18	Steve Angeli	QB	6-2	208	Jr.	So.	Westfield, NJ/Bergen Catholic
18	Chance Tucker	CB	6-0	189	Sr.	Jr.	Encino, CA/Crespi Carmelite
19	Marty Auer	CB	6-0	195	Sr.	Sr.	Glenview, IL/Loyola Academy
19	Logan Saldade	WR	5-11	193	Fr.	Fr.	Gilroy, CA/Palma
20	Benjamin Morrison	CB	6-0	190	Jr.	Jr.	Phoenix, AZ/Brophy Prep
20	Aneyas Williams	RB	5-10	206	Fr.	Fr.	Hannibal, MO/Hannibal
21	Karson Hobbs	CB	6-1	192	Fr.	Fr.	Cincinnati, OH/Archbishop Moeller
21	Kedren Young	RB	6-0	229	Fr.	Fr.	Lufkin, TX/Lufkin
22	Devyn Ford	RB	5-11	200	Gr.	*Sr.	Stafford, VA/North Stafford/Penn State
23	Kennedy Urlacher	S	5-11	197	Fr.	Fr.	Chandler, AZ/Chandler
24	Jack Kiser	LB	6-2	231	Gr.	*Sr.	Royal Center, IN/Pioneer
24	Jadarian Price	RB	5-10	206	Jr.	So.	Denison, TX/Denison
25	Dylan Devezin	RB	6-1	214	Jr.	Jr.	New Orleans, LA/St. Augustine
25	Preston Zinter	LB	6-2	235	So.	Fr.	North Andover, MA/Central Catholic
26	Tyler Buchner	WR	6-1	215	Gr.	Jr.	San Diego, CA/The Bishop's School
26	Chris Salerno	K	5-11	208	Sr.	Sr.	Valencia, CA/Crespi Carmelite
27	Kyngstonn Viliamu-Asa	LB	6-3	240	Fr.	Fr.	Inland Empire, CA/St. John Bosco
28	Luke Talich	S	6-4	211	So.	So.	Cody, WY/Cody
29	Christian Gray	CB	6-0	189	So.	So.	St. Louis, MO/De Smet Jesuit
30	Bryce Young	DL	6-7	258	Fr.	Fr.	Charlotte, NC/Charlotte Christian
31	Taebron Bennie-Powell	S	6-1	182	Fr.	Fr.	Cincinnati, OH/Lakota West
32	Isaiah Dunn	CB	5-11	180	Jr.	Jr.	Santa Fe Springs, CA/St. Paul
32	Justin Fisher	RB	6-2	231	Jr.	Jr.	Mishawaka, IN/Mishawaka
33	Matt Jeffery	WR	5-11	195	Fr.	Fr.	Cheshire, CT/Cheshire
33	Tre Reader	LB	6-1	215	Jr.	Jr.	Tampa, FL/Berkeley Prep
34	Drayk Bowen	LB	6-2	239	So.	So.	St. John, IN/Andean HS
35	Teddy Rezac	LB	6-3	207	Fr.	Fr.	Omaha, NE/Westside
35	Jake Tafelski	RB	5-11	218	Gr.	Sr.	Dearborn, MI/Dearborn/Central Michigan
36	Bodie Kahoun	LB	6-2	223	Fr.	Fr.	Roanoke, VA/Patrick Henry
37	Max Hurlman	CB	5-11	202	Gr.	Sr.	Wyomissing, PA/Wyomissing/Colgate
38	Tommy Powlus	LB	6-0	206	Fr.	Fr.	Granger, IN/Penn



ALPHABETICAL ROSTER/PRONUNCIATIONS

No.	Name	Pronunciation
39	Rino Monteforte	Reno (like the town) Montah-fort-tay
15	Leonard Moore	
20	Benjamin Morrison	
88	Armel Mukam	Moo-kum
42	Cole Mullins	
9	RJ Oben	Oh-bin
47	Jason Onye	Own-yay
45	Kobi Onyiuke	Own-you-kay
64	Joe Otting	Ott (like otter)-ing
3	Gi'Bran Payne	Gih-bron (like LeBron)
72	Sam Pendleton	
81	Jack Polian	Pole-lian
38	Tommy Powlus	Paul-us
71	Styles Prescod	
24	Jadarian Price	Jah-DAR (like dart)-ee-an
9	Eli Raridon	RARE-i-dun
33	Tre Reader	Reed-err
16	James Rendell	Ren-DELL
15	Anthony Rezac	Ree-zak
35	Teddy Rezac	Ree-zak
58	Grant Ristoff	Wrist-off
97	Gabriel Rubio	
46	Jerry Rullo	Rule-oh
19	Logan Saldate	Sal-dah-tay
26	Chris Salerno	
82	Leo Scheidler	SHIDE-ler
74	Billy Schrauth	sh-ROUTH (like ow)
89	Charlie Selna	
59	Sean Sevellano Jr.	Sev-ill-on-oh
38	Davis Sherwood	
8	Adon Shuler	Uh-donn
11	KK Smith	
3	Jaylen Sneed	
80	Xavier Southall	Ex-avier
50	Rocco Spindler	
35	Jake Tafelski	
28	Luke Talich	Taal (like tally)-ich
55	Chris Terek	Terr-ick
83	Jayden Thomas	
10	Lohan Thomas	
5	Boubacar Traore	Boob-ah-car Tray-or-ree
18	Chance Tucker	
44	Junior Tuihalamaka	Tooe-yah-la-maka
23	Kennedy Urlacher	Ur-lack-er
17	Brenan Vernon	
27	Kyngstonn Viliamu-Asa	
96	Joseph Vinci	Vin-see
59	Aamil Wagner	Ah-meal
0	Xavier Watts	Ex-avier
86	Alex Whitman	
20	Aneyas Williams	Uh-nee-us
17	Cam Williams	
61	Robbie Wollan	Wool-an
39	Andrew Yanoshak	
92	Zac Yoakam	Yoke-um
30	Bryce Young	
21	Kedren Young	Key-dren
25	Preston Zinter	

NUMERICAL ROSTER

No.	Name	Pos.	Ht.	Wt.	Cl.	Elg.	Hometown/High School
38	Davis Sherwood	TE	6-3	243	Sr.	Sr.	Greensboro, NC/Good Counsel
39	Rino Monteforte	LS	5-7	200	Jr.	Jr.	North Babylon, NY/Kellenberg Memorial
39	Andrew Yanoshak	TE	6-2	232	Sr.	Sr.	Bedford, PA/Bishop Guilfoyle
40	Joshua Burnham	DL	6-4	251	Jr.	So.	Traverse City, MI/Traverse City Central
41	Donovan Hinish	DL	6-2	278	Jr.	So.	Pittsburgh, PA/Central Catholic
42	Henry Garrity	TE	6-3	230	So.	So.	Bloomfield Hills, MI/Brother Rice
42	Cole Mullins	DL	6-4	265	Fr.	Fr.	Hoschton, GA/Mill Creek
43	Kahanu Kia	LB	6-2	230	So.	Fr.	Kaneohe, HI/Punahou
44	Junior Tuihalamaka	DL	6-2	255	Jr.	Jr.	Granada Hills, CA/Bishop Alemany
45	Kobi Onyiuke	DL	6-4	260	Jr.	Jr.	Richmond, VA/Benedictine College Prep
46	Jerry Rullo	LB	6-1	233	Jr.	Jr.	Havertown, PA/Penn Charter
47	Jason Onye	DL	6-5	291	Sr.	Jr.	North Providence, RI/Bishop Hendricken
48	Mickey Brown	CB	5-9	180	So.	So.	Southampton, NY/St. Anthony's
48	Marcello Diomede	K	6-0	192	So.	So.	Glen Ellyn, IL/Glenbard West
49	Charles Du	CB	5-9	181	So.	So.	Beijing, China/Robert Lewis Stevenson (CA)
49	Andrew Kros	LS	6-3	220	So.	So.	Louisville, KY/St. Xavier
50	Rocco Spindler	OL	6-5	325	Gr.	Jr.	Clarkston, MI/Clarkston
54	Anthonie Knapp	OL	6-4	294	Fr.	Fr.	Roswell, GA/Roswell
55	Chris Terek	OL	6-5	330	So.	Fr.	Glen Ellyn, IL/Glenbard West
56	Howard Cross III	DL	6-1	288	Gr.	*Sr.	Paramus, NJ/St. Joseph Regional
56	Charles Jagusah	OL	6-7	328	So.	Fr.	Rock Island, IL/Alleman
58	Grant Ristoff	DL	6-3	260	Gr.	*Sr.	Ladera Ranch, CA/JSerra Catholic/Penn
59	Sean Sevellano Jr.	DL	6-1	320	Fr.	Fr.	Clearwater, FL/Clearwater Academy
59	Aamil Wagner	OL	6-6	291	Jr.	So.	Yellow Springs, OH/Wayne
60	Max Anderson	OL	6-3	296	Fr.	Fr.	St. Paul, MN/St. Thomas Academy
61	Robbie Wollan	OL	6-3	278	Fr.	Fr.	St. Paul, MN/St. Thomas Academy
64	Joe Otting	OL	6-3	303	So.	Fr.	Topeka, KS/Hayden
70	Ashton Craig	OL	6-4	308	Jr.	So.	Lawrenceburg, IN/Lawrenceburg
71	Styles Prescod	OL	6-6	299	Fr.	Fr.	Fishers, IN/Hamilton Southeastern
72	Sam Pendleton	OL	6-4	310	So.	Fr.	Lawsonville, NC/Reagan
73	Peter Jones	OL	6-5	312	Fr.	Fr.	Coatesville, PA/Malvern Prep
74	Billy Schrauth	OL	6-5	310	Jr.	So.	Campbellsport, WI/St. Mary's Springs
75	Sullivan Absher	OL	6-7	321	So.	Fr.	Belmont, NC/South Point
76	Guerby Lambert	OL	6-7	323	Fr.	Fr.	Boston, MA/Catholic Memorial
77	Ty Chan	OL	6-5	320	Jr.	So.	Lowell, MA/Lawrence Academy
78	Pat Coogan	OL	6-5	310	Sr.	Jr.	Palos Heights, IL/Marist
79	Tosh Baker	OL	6-8	325	Gr.	Sr.	Scottsdale, AZ/Pinnacle
80	Xavier Southall	WR	6-1	178	Fr.	Fr.	Alexandria, VA/IMG Academy
81	Jack Polian	WR	6-0	183	Sr.	Sr.	Ponte Vedra, FL/Ponte Vedra
82	Leo Scheidler	WR	6-0	192	Jr.	Jr.	Lake Forest, IL/Lake Forest
83	Jayden Thomas	WR	6-2	218	Sr.	Jr.	Paulding County, GA/Pace Academy
84	Kevin Bauman	TE	6-5	260	Gr.	Sr.	Red Bank, NJ/Red Bank Catholic
85	Jack Larsen	TE	6-3	250	Fr.	Fr.	Charlotte, NC/Charlotte Catholic
86	Alex Whitman	WR	6-2	200	So.	So.	Highstown, NJ/The Peddie School
87	Cooper Flanagan	TE	6-6	257	So.	So.	Pleasant Hill, CA/De La Salle
88	Mitchell Evans	TE	6-5	260	Sr.	Sr.	Wadsworth, OH/Wadsworth
88	Armel Mukam	DL	6-3	302	So.	Fr.	La Prairie, Quebec, Canada/Woodberry Forest School
89	Charlie Selna	TE	6-6	242	Gr.	Sr.	Atherton, CA/Sacred Heart Prep
90	Eric Goins	P/K	6-2	209	Gr.	Sr.	Herndon, VA/Oakton/The Citadel
91	William Bartel	P	5-10	181	Gr.	Sr.	Providence, RI/La Salle Academy/Villanova
92	Zac Yoakam	K	5-8	191	Jr.	Jr.	Upper Arlington, OH/Upper Arlington
93	Quentin Autry	DL	6-4	287	Gr.	Sr.	Millston, NJ/Notre Dame HS/Columbia
96	Joseph Vinci	LS	6-4	232	Fr.	Fr.	Westwood, MA/Westwood
97	Gabriel Rubio	DL	6-5	316	Sr.	Jr.	St. Louis, MO/Lutheran St. Charles
98	Devan Houston	DL	6-4	297	So.	Fr.	Mississauga, Ontario, Canada/St. James School
98	Mitch Jeter	K	5-11	195	Gr.	*Sr.	Salisbury, NC/Cannon School/South Carolina
99	Rylie Mills	DL	6-5	295	Gr.	*Sr.	Lake Bluff, IL/Lake Forest

* - Super Senior

Note: Class years are academic enrollment; Eligibility is in regards to on the field.



MARCUS FREEMAN

The Dick Corbett Head Football Coach
14th Year Overall, Third At Notre Dame
Third Year as Head Coach (24-9)

THE FREEMAN FILE

Hometown	Huber Heights, OH
High School	Wayne High School
College	Ohio State (2007, B.S.; 2011, M.S.)
Wife	Joanna
Children	Vinny, Siena, Gino, Nico, Capri and Rocco

PLAYING EXPERIENCE

2004-08	Ohio State	Linebacker
2009	Chicago Bears	Linebacker
	Buffalo Bills	Linebacker
	Houston Texans	Linebacker

BOWLS PLAYED

2005	Ohio State (Alamo)
2006	Ohio State (Fiesta)
2007	Ohio State (BCS National Championship)
2008	Ohio State (BCS National Championship)

COACHING CAREER

2010	Ohio State	Graduate Assistant
2011-12	Kent State	Linebackers
2013-15	Purdue	Linebackers
2016	Purdue	Co-Defensive Coordinator/Linebackers
2017-20	Cincinnati	Defensive Coordinator/Linebackers
2021-22	Notre Dame	Bob Hinton Defensive Coordinator/Linebackers
2022-	Notre Dame	The Dick Corbett Head Football Coach

BOWLS COACHED IN

2010	Ohio State (Sugar)	2019	Cincinnati (Birmingham)
2012	Kent State (GoDaddy.com)	2020	Cincinnati (Peach)
2018	Cincinnati (Military)	2021	Notre Dame (Fiesta)
2022	Notre Dame (Gator)	2023	Notre Dame (Sun)

- Marcus Freeman, one of the rising young stars in the profession was named the 30th Dick Corbett Head Football Coach at the University of Notre Dame on Dec. 3, 2021. He completed the 2023 regular season, his second full season in charge of the program, with a 10-3 mark and claimed ranked victories at No. 17 Duke and against No. 10 Southern Cal in Notre Dame Stadium.
- Notre Dame had two unanimous All-Americans in 2023 in offensive lineman Joe Alt and safety Xavier Watts, giving the Irish a pair of unanimous All-Americans for the first time since 1990.
- Watts took home the Bronko Nagurski Award, given to the top defensive player in college football, after leading the FBS in interceptions with seven. Defensive lineman Howard Cross III and running back Audric Estimé were also named All-Americans in 2023.
- The 2023 edition of the Fighting Irish ranked among the best in the country and in program history on both sides of the line of scrimmage. Notre Dame averaged 39.1 points-per-game in '23, which is the second-best season average in school history. The offense also averaged 7.0 yards-per-play which also ranks second in the program record books. The '23 defensive unit led the nation in pass efficiency defense, ranked second in red zone defense and was eighth in total defense.
- The 2023 defense featured Watts, who led the nation in interceptions. The offense featured All-American left tackle Joe Alt and running back Audric Estimé - whose 1,341 rushing yards in 2023 were the fifth-most in a single season for an Irish back.

THE FREEMAN ERA

2021

Marcus Freeman coached the 2022 Fiesta Bowl, which is included in his career win/loss total.

Date	ND Rank	Opponent	Result
Jan. 1, 2022	5	Oklahoma State (Fiesta Bowl)	L, 35-37

2022 (9-4)

Date	ND Rank	Opponent	Result
Sept. 3, 2022	5	at No. 2 Ohio State	L, 10-21
Sept. 10, 2022	8	Marshall	L, 21-26
Sept. 17, 2022		California	W, 24-17
Sept. 24, 2022		at North Carolina	W, 45-32
Oct. 8, 2022		No. 16 BYU (Neutral site - Shamrock Series)	W, 28-20
Oct. 15, 2022		Stanford	L, 14-16
Oct. 22, 2022		UNLV	W, 44-21
Oct. 29, 2022		at No. 16 Syracuse	W, 41-24
Nov. 5, 2022		No. 5 Clemson	W, 35-14
Nov. 12, 2022	20	Navy (Neutral site)	W, 35-32
Nov. 19, 2022	18	Boston College	W, 44-0
Nov. 26, 2022	13	at No. 5 Southern Cal	L, 27-38
Dec. 30, 2022	19	No. 20 South Carolina (Gator Bowl)	W, 45-38

2023 (10-3)

Date	ND Rank	Opponent	Result
Aug. 26, 2023	13	Navy (Neutral site - Dublin)	W, 42-3
Sept. 2, 2023	13	Tennessee State	W, 56-3
Sept. 9, 2023	10	at NC State	W, 45-24
Sept. 16, 2023	9	Central Michigan	W, 41-17
Sept. 23, 2023	9	No. 6 Ohio State	L, 14-17
Sept. 30, 2023	11	at No. 17 Duke	W, 21-14
Oct. 7, 2023	10	at No. 25 Louisville	L, 20-33
Oct. 14, 2023	21	No. 10 Southern Cal	W, 48-20
Oct. 28, 2023	14	Pittsburgh	W, 58-7
Nov. 4, 2023	15	at Clemson	L, 23-31
Nov. 18, 2023	19	Wake Forest	W, 45-7
Nov. 25, 2023	18	at Stanford	W, 56-23
Dec. 29, 2023	16	No. 19 Oregon State (Sun Bowl)	W, 40-8

2024 (4-1)

Date	ND Rank	Opponent	Result
Aug. 31, 2024	7	at No. 20 Texas A&M	W, 23-13
Sept. 7, 2024	5	Northern Illinois	L, 14-16
Sept. 14, 2024	18	at Purdue	W, 66-7
Sept. 21, 2024	17	Miami (OH)	W, 28-3
Sept. 28, 2024	16	No. 15 Louisville	W, 31-24
Oct. 12, 2024	11	Stanford	W, 49-7

- Freeman finished his first season in 2022 with a 9-4 mark, with wins over fifth-ranked Clemson, 16th-ranked BYU and 16th-ranked Syracuse; in addition to closing the season with a Gator Bowl win over 19th-ranked South Carolina. He joins Terry Brennan (1954) as just the second Irish head coach to claim four ranked wins in his first season on the Notre Dame sidelines.
- His 2022 Notre Dame team was led by consensus All-American Michael Mayer, who finished his junior season as the best tight end in school history. Additionally, consensus All-American defensive lineman Isaiah Foskey became the Notre Dame all-time leader in sacks. Four other Irish earned All-America honors in offensive linemen Joe Alt and Jarrett Patterson, long snapper Michael Vinson, cornerback Benjamin Morrison took home Freshman All-American honors.
- Mayer and Foskey were each tabbed in the second round of the 2023 NFL Draft by the Las Vegas Raiders and New Orleans Saints, respectively, while Patterson was drafted in the sixth round by the Houston Texans.

- The Irish special teams had a tremendous 2022 season as Notre Dame led the nation with seven blocked kicks, all punts, with Foskey getting his hands on two of them.
- In his first season with the Irish in 2021, while serving as the Bob Hinton Defensive Coordinator, Freeman led a transformation on the defensive side of the ball that included a number of Top-20 national rankings. The Irish ranked seventh nationally in defensive touchdowns (4), 10th in turnovers gained (25) and third-down conversion percentage (.321), 12th in total sacks (41.0) and 15th nationally in interceptions (15) and scoring defense (19.7). The 41.0 team sacks tied the program record of 41, also set during the 1996 season.
- Under Freeman's guidance, Notre Dame safety Kyle Hamilton was named a consensus All-American in 2021 and went on to be the 14th overall selection in the 2022 NFL Draft.
- Freeman oversaw then-sophomore Isaiah Foskey's breakout season as a starter on the defensive line. Foskey tallied 11.0 sacks in 2021, third-most in program history for a single season. The depth of the Irish defense was on full display with Freeman serving as defensive coordinator, as 15 different players recorded a sack and 21 different players had a tackle-for-loss. The 15 interceptions are the most in a single season since 2014, when the Irish had 16. In November, the Irish had three-straight games without allowing a touchdown for the first time since 2012.
- Prior to coming to South Bend, Freeman spent the previous four seasons as the defensive coordinator at Cincinnati. During his time with the Bearcats, he was named the 2020 247Sports.com Defensive Coordinator of the Year and 2020 Broyles Award Finalist along with a nominee for the Broyles Award in 2019 and 2018.
- In 2020, the Bearcats (9-1) earned a bid to the Peach Bowl as the No. 8-ranked team in the nation and won the American Athletic Conference Championship, the program's first outright league title since 2009.
- Cincinnati's defense ranked in the Top-20 nationally in several categories for 2020-21, including being ranked 13th in total defense (324.6 yards per game) and eighth in scoring defense (16.8 points per game) among all FBS teams. In addition, the Bearcats were third in team passing efficiency defense (101.25), 14th in rushing defense (111.1 yards per game), 15th in red zone defense (0.735), 17th in fourth down defense (0.375 rate), 16th in team sacks (3.00 per game) and 10th in turnovers gained (21).
- Freeman coached the Bearcats to back-to-back 11-win seasons in 2018 and 2019, the 2019 American Athletic Conference East Division Championship and consecutive bowl-game wins in the 2018 Military Bowl and 2019 TicketSmarter Birmingham Bowl.
- The Bearcats finished atop the 2019 AAC ranks in scoring defense for the second-straight season and ranked among the league's top three in rushing and total defense. Cincinnati led the American in 2018 in rushing defense, scoring defense and total defense and ranked among the Top-15 in the NCAA FBS in all three categories.
- Joined the Bearcats staff after a four-year stint at Purdue. He coached linebackers all four seasons and served as the Boilermakers co-defensive coordinator in 2015.
- Prior to his time at Purdue, Freeman coached linebackers at Kent State from 2011-12, helping develop all-conference selections Luke Batton and C.J. Malauulu.
- Freeman started his coaching career as a graduate assistant coach at his alma mater, Ohio State, in 2010 and the Buckeyes went 12-1 with a Sugar Bowl victory.
- Freeman is just the third Notre Dame head coach to have been selected in the NFL Draft, and is the first since Ara Parseghian was drafted by the Pittsburgh Steelers in 1947. He is the 23rd Notre Dame head coach to have Division I playing experience and the first since Tyrone Willingham.

- During his playing career, Freeman was a four-year letterwinner for the Buckeyes from 2004 to 2008. He played under current Wisconsin head coach Luke Fickell and earned second team All-Big Ten honors in 2008 while helping lead Ohio State to four conference titles, three BCS bowls and two trips to the national title game during his career.
- He played in the 2009 Senior Bowl and was a fifth-round draft pick of the Chicago Bears, spending time with the Bears, Buffalo Bills and Houston Texans before a medical condition ended his playing career.

MARCUS FREEMAN FIRST TWO SEASONS

Marcus Freeman became the third Notre Dame head football coach to post a 10-win season in his first two years with the program after the Sun Bowl victory over Oregon State. Here is a look at where Freeman stands after his first two full seasons at Notre Dame, compared to those that came before him as head coach of the Fighting Irish:

NOTRE DAME HEAD COACHES - FIRST TWO SEASONS

Coach	W	L	T	%	Pts	Opp Pts	Ranked Wins
Marcus Freeman	19	7	0	.731	922	506	7
Charlie Weis	19	6	0	.760	843	604	4
Terry Brennan	17	3	0	.850	471	227	6
Dan Devine	17	6	0	.739	538	302	3
Ara Parseghian	16	3	1	.800	557	150	1
Bob Davie	16	9	0	.640	619	523	3
Brian Kelly	16	10	0	.615	721	532	2
Frank Leahy	15	2	3	.750	373	163	5
Tyrone Willingham	15	10	0	.600	533	532	4
Jesse Harper	13	2	0	.867	554	102	n/a
Hunk Anderson	13	4	1	.722	470	71	n/a
Elmer Layden	13	4	1	.722	251	118	n/a
Lou Holtz	13	10	0	.565	638	437	4
Knute Rockne	12	1	2	.800	362	86	n/a
Gerry Faust	11	10	1	.500	438	334	3
Joe Kuharich	7	13	0	.350	261	368	2

NOTRE DAME HEAD COACHES - RANKED WINS IN FIRST THREE SEASONS

The victory over Louisville was the ninth-ranked win of the Marcus Freeman era at Notre Dame. Only Frank Leahy (10 such wins) earned more ranked victories in his first three years on the Irish sidelines.

Coach	W	L	T	%	Pts	Opp Pts	Ranked Wins
Frank Leahy	24	3	3	.850	713	232	10
Marcus Freeman	24	8	0	.750	1084	569	9
Lou Holtz	25	10	0	.714	1031	593	8
Dan Devine	28	7	0	.800	958	441	7
Brian Kelly	28	11	0	.718	1056	698	6
Tyrone Willingham	21	16	0	.568	822	821	6
Terry Brennan	19	11	0	.633	601	516	6
Gerry Faust	18	15	1	.544	754	511	5
Ara Parseghian	25	3	2	.867	919	188	4
Charlie Weis	22	15	0	.595	1040	947	4
Bob Davie	21	16	0	.568	967	854	4
Joe Kuharich	12	18	0	.400	436	550	3
Elmer Layden	19	6	2	.741	379	187	1



AL GOLDEN

Bob Hinton Defensive Coordinator
32nd Year Overall, Third Year At Notre Dame

- Irish finished 2023 as one of the top units in the country, ranking first in pass efficiency defense (94.91), second in red zone defense (.706), fourth in pass yards allowed (154.2) and eighth in total defense (282.9).
- A three-year letter winner and two-year starter at tight end at Penn State.
- Prior to his time at Notre Dame, he spent two seasons as the linebackers coach with the Cincinnati Bengals. Has been a head coach at the collegiate level (Temple, 2006-10; Miami FL, 2011-15).



MIKE DENBROCK

John and Bobbie Arlotta Offensive Coordinator/
Tight Ends
36th Year Overall, First/11th Year At Notre Dame

- Coordinated the top-ranked total offense in the nation in 2023 (547.8), also leading the nation in scoring offense (46.4), yards per play (8.53), third down conversions (55.67%) and fewest punts (21).
- 2023 Broyles Award Finalist, coached 2023 Heisman Trophy Winner Jayden Daniels
- Third stint for Denbrock at Notre Dame (offensive tackles/tight ends coach - 2002-04; tight ends/wide receivers/passing game coordinator/offensive coordinator/associate head coach - 2010-16)



MARTY BIAGI (Bee-ah-Gee)

Special Teams Coordinator/Assistant Defensive
Backs Coach
17th Year Overall, Second At Notre Dame

- An analyst at Notre Dame in 2016, returned as the special teams coordinator, adding asst. DB coach to title in 2024, after successful stints at North Texas (2017-19), Purdue (2020-21) and Ole Miss (2022).
- A two-time finalist for the FootballScoop.com Special Teams Coordinator of the Year, Biagi boasts ten years of special teams coordinator experience.
- A punter and placekicker at Marshall (2004-08).



DELAND (DEE-Land) MCCULLOUGH (Mc-cull-la)

Running Backs
14th Year Overall, Third At Notre Dame

- Since becoming a running backs coach in 2011, McCullough has helped develop running backs who have accumulated over 1,000 yards of offense 15 times, including Audric Estimé in 2023 to help him post one of the best rushing seasons in program history (1,341 yards)
- McCullough was a three-time All-MAC selection (1st team in 1992 and 1995, 2nd team in 1994) at Miami (Ohio).
- Won Super Bowl LIV as a member of the Kansas City Chiefs staff.



MIKE BROWN

Wide Receivers Coach
Sixth Year Overall, First At Notre Dame

- Joined the Notre Dame coaching staff in December of 2023 and coached the Irish wide receivers in the 40-8 Sun Bowl victory over No. 21 Oregon State.
- Was the associate head coach and wide receivers coach at the University of Wisconsin in 2023
- A two-time All-American as a wide receiver at Liberty, Brown spent three seasons in the NFL after signing a free-agent contract with the Jacksonville Jaguars.



MAX BULLOUGH

Linebackers Coach
First Year Overall, First At Notre Dame

- As a graduate assistant working with the Notre Dame linebackers in 2023, helped the Irish starting linebacking corps total 182 tackles, led by team-lead JD Bertrand with 76 stops.
- Also spent time as a graduate assistant at Alabama (2020-22) and Cincinnati (2019)
- Played college football at Michigan State (2010-13), also playing for the Houston Texans (2014-16) and the Cleveland Browns (2018)



GINO (Geeno) GUIDUGLI (Guh-Doo-Lee)

Bob and Leslie Mohr Family Quarterbacks Coach/
Pass Game Coordinator
14th Year Overall, Second At Notre Dame

- In 2023, helped guide Irish QBs to throw 31 TD passes, the fourth-most in program history. The 9.13 yards-per-passing attempt was the third-best in the history of the program behind 1964 (9.5) and 1949 (9.3).
- Served as the offensive coordinator and quarterbacks coach at Cincinnati in 2022, his alma mater where he passed for 70 touchdowns and is a charter member of the Nippert Stadium Hall of Fame.
- Started his coaching career at Central Michigan before shifting to his alma mater where he coached on the same staff with current Irish head coach Marcus Freeman.



MIKE MICKENS

Pat and Jana Eilers Defensive Backs Coach/
Defensive Pass Game Coordinator
14th Year Overall, Fifth At Notre Dame

- Finished his fourth season with the Irish in 2023, while adding defensive passing game coordinator duties to his resume; Notre Dame was the top pass efficiency unit in the country (94.91) and fourth in pass yards allowed per game (154.2).
- Starred at the University of Cincinnati where he became the school's career leader in interceptions (14) and interception return yards (296).



JOE RUDOLPH

Joe Moore Offensive Line Coach
20th Year Overall, Second At Notre Dame

- In 2023, oversaw a group that was named as semifinalists for the Joe Moore Award.
- A proven developer of top offensive line talent, Rudolph joined the staff after spending the '22 season at Virginia Tech, which followed a successful seven-year run at Wisconsin.
- Rudolph's charges at Wisconsin earned a Rimington Award, nine All-America selections, five first-team All-America honors and nine first-team All-Big Ten accolades.



AL WASHINGTON

Peter Schivarelli Defensive Line Coach/
Defensive Run Game Coordinator
17th Year Overall, Third At Notre Dame

- In his second season at Notre Dame, his unit played a key role in the Irish ranking first in the country in pass efficiency defense (94.91), second in red zone defense (.706) and fourth in pass yards allowed (154.2)
- Mentored Howard Cross III to become one of the best interior linemen in the country in 2023 as a semifinalist for the Bednarik Award and earning 66 tackles, second among allPower 5 four-four linemen
- Washington was a three-year starter and four-year letterwinner as a defensive tackle for Boston College (2002-05). He finished his career with 74 tackles, six sacks and 15.5 tackles for loss.



2024 CAPTAINS

Five Irish student-athletes were selected as captains for the 2024 Notre Dame Football season: linebacker **Jack Kiser**, quarterback **Riley Leonard**, defensive lineman **Rylie Mills**, cornerback **Benjamin Morrison** and safety **Xavier Watts**. All are first-time captains at Notre Dame, while Leonard was a 2023 Team Captain at Duke.

TRANSFERS

Notre Dame welcomes 13 transfers for the 2024 season:

- Graduate safety **Jordan Clark** (Arizona State)
- Graduate safety **Rod Heard II** (Northwestern)
- Graduate wide receiver **Jayden Harrison** (Marshall)
- Senior wide receiver **Beaux Collins** (Clemson)
- Graduate defensive lineman **RJ Oben** (Duke)
- Graduate wide receiver **Kris Mitchell** (FIU)
- Senior quarterback **Riley Leonard** (Duke)
- Senior punter **James Rendell** (Royal Melbourne Institute of Technology)
- Senior running back **Jake Tafelski** (Central Michigan)
- Graduate cornerback **Max Hurleman** (Colgate)
- Senior punter **William Bartel** (Villanova)
- Senior defensive lineman **Quentin Autry** (Columbia)
- Graduate kicker **Mitch Jeter** (South Carolina)

Tyler Buchner also rejoins the Irish roster as a wide receiver after a season at Alabama. The graduate student is a junior in athletic eligibility.

STAFF CHANGES

- The Notre Dame roster and coaching staff, as all college football rosters this time of year, has gone through a number of changes since the final victory of the regular season over Stanford and the Sun Bowl victory over Oregon State.
- Offensive coordinator and tight ends coach Gerad Parker was named the head coach at Troy University. Mike Denbrock, most recently the offensive coordinator at LSU, returns to Notre Dame for his third coaching stint, this time as the John and Bobbie Arlotta Family Offensive Coordinator and tight ends coach.
- Mike Brown, most recently the wide receivers coach at Wisconsin, became the Irish wide receivers coach in December and coached the group in the 2023 Sun Bowl victory.
- Loren Landow, who was the Denver Broncos head strength and conditioning coach from 2018-23, joined the program in January of 2024 as the Trematerra Family Director of Football Performance. Fred Hale, who will remain on the Irish strength and conditioning staff, served as the interim football strength and conditioning director during the 2023 season.

NOTRE DAME LEADERSHIP

- The University of Notre Dame and Notre Dame Athletics both enter the 2024-25 school year under new leadership. Rev. John Jenkins, C.S.C. announced that he would step down from his post as University President at the end of the 2023-24 school year. Earlier in 2023, Jack Swarbrick announced that he would also step down from his post as James E. Rohr Director of Athletics in early 2024.
- Rev. Robert Dowd, C.S.C., has assumed the role of university president and was inaugurated on September 13, 2024. Pete Bevacqua succeeded Swarbrick, taking on the director of athletics role in March of 2024. All four men graduated from Notre Dame.

GAMES PLAYED RECORD

- In 2022, fifth-year safety Houston Griffith set the mark for career games played at Notre Dame with 62.
- The 2023 season saw senior safety DJ Brown approach Griffith's record, ending his career with 59 games played in the Sun Bowl victory over Oregon State.
- Jack Kiser and Howard Cross III return to the Irish for the 2024 season and will therefore make a run at Griffith's program record.
- Devyn Ford, who played at Penn State from 2019-23, has appeared in 48 career games (17 at Notre Dame).
- Several of the 2024 offseason transfer student-athletes to Notre Dame racked up 40 or more games played prior to joining the Irish, including:
 - RJ Oben - 50 games (Duke) - now 56
 - Jayden Harrison - 47 games (Vanderbilt/Marshall) - now 53
 - Rod Heard II - 47 games (Northwestern) - now 53
 - Mitch Jeter - 46 games (South Carolina) - now 52
 - Jordan Clark - 40 games (Arizona State) - now 46

NOTRE DAME CAREER GAMES PLAYED

1.	62	Houston Griffith	2018-22
2.	61	Josh Lugg	2018-22
	61	Kurt Hinish	2017-21
4.	59	Jack Kiser	2019-current
	59	DJ Brown	2019-2023
6.	57	Howard Cross III	2019-current
7.	56	Bo Bauer	2018-23
8.	55	Jayson Ademilola	2018-23
	55	Jonathan Doerer	2017-21
	55	TaRiq Bracy	2018-23
11.	54	Rylie Mills	2020-current
	53	Michael Vinson	2019-2023
13.	52	Daelin Hayes	2016-20
	52	Romeo Okwara	2012-15
	52	Drue Tranquill	2014-18
16.	51	Chris Brown	2012-15
	51	Matthias Farley	2011-15
	51	T.J. Jones	2010-13
19.	50	Jordan Botelho	2020-current
	50	JD Bertrand	2019-2023
	50	Clarence Lewis	2020-2023
	50	Ben Koyack	2011-14
	50	Myron Tagovailoa-Amosa	2017-21
	50	Justin Ademilola	2018-23
25.	49	Jarrett Patterson	2018-23

RANKED MATCHUPS

- Notre Dame is one of five teams with two Top 25 wins so far this season (joins No. 1 Texas, No. 11 Tennessee, No. 17 Kansas State and Illinois).
- Head coach Marcus Freeman has earned nine wins over teams ranked in the Associated Press Top 25 over his three seasons at Notre Dame, the second-most of any Notre Dame coach in his first three seasons (Frank Leahy - 10).

STORY OF THE SEASON

SEASON OPENER DEEP IN THE HEART OF TEXAS

- The Irish opened the season in style with a 23-13 win at No. 20 Texas A&M. The defensive battle saw Notre Dame take a seven-point lead in the third quarter on a long run from Jadarian Price, but the home team fought back to tie the game early in the fourth quarter. The Irish then found their offense with two first down passes, then two first-down runs to melt the clock down into the game's final minutes. Jeremiah Love then burst through the right side for a 21-yard game-winning touchdown run.
- The Irish locked down the Aggie offense, allowing just 100 passing yards in the entire game. Notre Dame's 100 passing yards allowed were the least allowed by any team facing a Top-25 opponent that weekend.
- Texas A&M totaled just 246 yards of total offense, averaging 3.6 yards per play. The 246 yards allowed were the least amount allowed by the Irish to a ranked SEC team since 1999 vs. Oklahoma (237), and it was the least amount to any ranked team on the road by Notre Dame since Pittsburgh in 2003 (175). The 246 yards allowed was the second-least among all teams who faced a Top 25 opponent this weekend.
- Riley Leonard and the Irish totaled 356 yards of total offense, averaging 5.6 yards per play. Notre Dame's 356 yards of offense were the second-most that weekend among teams that faced a top-20 opponent. Notre Dame was 1-1 in the red zone, and won the time of possession battle with 31:35 minutes with the ball.
- The game marked several firsts for the Irish, with:
 - First-career starts for freshman OL Anthonie Knapp, freshman OL Sam Pendleton, sophomore OL Aamil Wagner, sophomore LB Drayk Bowen, sophomore S Adon Shuler and sophomore CB Christian Gray.
 - First starts in an Irish uniform for senior QB Riley Leonard, senior WR Beaux Collins, graduate WR Jayden Harrison, graduate DE RJ Oben and graduate S Jordan Clark
 - First game in an Irish uniform for senior QB Riley Leonard, senior WR Beaux Collins, graduate WR Jayden Harrison, graduate DE RJ Oben, graduate S Jordan Clark, graduate WR Kris Mitchell, graduate kicker Mitch Jeter, graduate S Rod Heard II and senior CB Max Hurleman.
 - In addition to Knapp and Pendleton, college football debuts by freshman DL Loghan Thomas, freshman CB Leonard Moore, senior P James Rendell, senior K Chris Salerno, freshman LB Kyngstonn Viliamu-Asa and freshman DL Bryce Young.
- The 23-13 win at No. 20 Texas A&M was the most-watched Saturday night football game in two years with 8.2 million viewers (the most since Notre Dame vs. Ohio State in 2022 with 10.5 million), and ABC's most-streamed regular season college football game ever.

HOME OPENER VS. NIU

- Notre Dame fell to Northern Illinois 16-14 at Notre Dame Stadium in Week Two. It was the seventh-consecutive sellout of Notre Dame stadium. Notre Dame is now 110-95-2 all-time in home openers.
- Linebacker Kyngstonn Viliamu-Asa posted a career-high seven tackles, and

linebacker Jaiden Ausberry posted a career-high five tackles. On the other side of the ball, wide receiver Jaden Greathouse snagged five receptions, a career high. Running back Aneyas Williams made his college football debut in the game.

DOMINANT IN THE BATTLE FOR THE SHILLELAGH

- The Irish responded in historic fashion one week later with a 66-7 hammering at in-state rival Purdue. Notre Dame retained the Shillelagh Trophy on the heels of Notre Dame's most points scored in a single game since 2019 (also 66 vs. New Mexico).
- The 66-7 victory marked the worst loss (59 points) in the history of Purdue football. Notre Dame improved to 60-26-2 against Purdue.
- Notre Dame improved to 50-1 since 2017 when leading after the first quarter, the second-best mark of any FBS team behind Alabama (67-1).
- Four different Irish players rushed for a touchdown at Purdue (Riley Leonard, Jeremiah Love, Jadarian Price, Kenny Minchey), marking the first time for the program since 2000 at Southern Cal. The six rushing touchdowns for the Irish in the game were the most since the Irish had six against South Florida in 2020.
- The 42-0 lead at halftime for Notre Dame was the team's second-highest lead at the break since 1996. The Irish held a 45-0 lead against Georgia Tech in 2021, leading to a 55-0 victory. Additionally, the 28-point second quarter for the Irish were the most in a single road game for Notre Dame since the 28 points the team scored at Pittsburgh (second quarter) in 2005.
- Notre Dame led 14-0 at the end of the first quarter, marking the 12th time in 30 games under Marcus Freeman the Irish have shut out their opponent after the first 15 minutes.
- Notre Dame rushed for 278 yards in the first half, marking the ninth game since 200 with 200+ rushing yards in the first half; the most in any half since the team rushed for 297 in the second half against Boston College; and the most in the first half since 2012, surpassing the 258 against Wake Forest in 2017
- Riley Leonard rushed for 100 yards, three touchdowns and passed for 112 yards in the first half, becoming the first FBS player to reach those three first-half milestones since Lamar Jackson at Syracuse on September 9, 2016.
- Several players made their Notre Dame debuts: CJ Carr, Micah Gilbert, Eric Goins, Karson Hobbs, Matt Jeffery, Peter Jones, Guerby Lambert, Armel Mukam (two tackles), Joe Otting, Tre Reader, Teddy Rezac, Loghan Thomas (one tackle), Chris Terek, Kennedy Urlacher (three tackles and PBU), Kedren Young (also first rushes of career for 25 yards).

STIFLING THE REDHAWKS

- The Irish continued their scoring success with a 28-3 win over Miami at home. After the RedHawks got to a 3-0 lead, Notre Dame scored 28 unanswered points.
- Leonard completed 16 passes for 154 yards and a touchdown (38-yard long score), in addition to 143 rushing yards and two rushing touchdowns, including a 50-yard long scoring run. Notre Dame racked up 428 yards of total offense against the RedHawks, as Leonard completed passes to nine different Irish receivers, including a 38-yard long to Beaux Collins for a touchdown.
- Notre Dame was one of just five FBS teams to hold their opponent to three points or fewer over that weekend, and of those five teams, one of only two (Texas) to also had held their opponent to seven or fewer points in the previous game.
- On the day, Notre Dame totaled four sacks as a team and forced two interceptions, limiting Miami to go 14-for-26 in the air, totaling just 119 passing yards. Notre Dame held Miami OH to 2-12 on third down, following up on their 1-12 third-down performance against Purdue the previous weekend.

- Notre Dame players totaled several firsts, including:
 - DL Boubacar Traore with his first-career start. He totaled a career-best two sacks, a quarterback hurry and a forced fumble.
 - DL Junior Tuihalamaka with his first-career interception
 - First starts of 2024: TE Eli Raridon (fourth career), C Pat Coogan (first of career at center, 14th total in career), G Rocco Spindler (first of 2024, 11th of career)
 - LB Drayk Bowen: first-career sack
 - DL Bryce Young: first-career blocked field goal

WON THE RANKED MATCHUP

- The No. 16 Irish bested No. 15 Louisville 31-24 at home. The Irish earned the ninth ranked victory in the Marcus Freeman era by taking an early 21-7 lead, forcing three turnovers and holding off a late charge from the Cardinals.
- Notre Dame's opening drive touchdown, a six-yard Jeremiyah Love run, broke Louisville's streak of 21 consecutive games without giving up an opponent touchdown on their first drive of the game.
- The victory over Louisville is the ninth-ranked win of the Marcus Freeman era at Notre Dame. Only Frank Leahy (10 such wins) earned more ranked victories in his first three years on the Irish sidelines.
- Freshman cornerback Leonard Moore, making his first career start, led the team with seven tackles.
- In addition to Moore's first-career start, he posted his first-career forced fumble. Fellow freshman Kyngstonn Villiamu-Asa notched the first sack of his career in the matchup.

CHOPPED

- The No. 11 Irish scored 49 unanswered points for the 49-7 win over Stanford. An hour-long weather delay paused the game at the end of the third quarter with a 42-7 lead for the Irish.
- Senior quarterback Riley Leonard went 16-for-22 for 229 yards and three touchdowns, rushing for 31 yards and an additional touchdown. Leonard completed passes to 11 different receivers.
- The Irish defense was dominant, leading all Power 4 teams on the weekend in fewest passing yards allowed (87) and total offensive yards allowed (200), and ranked second among all FBS teams for both of those single game totals that weekend. They were the only FBS program that weekend to hold an opposing offense to 87 or fewer passing yards and also 200 or fewer offensive yards in the same game.

HISTORICAL NUMBERS

The Notre Dame defense and offense compiled statistics in 2023 that ranked among the best in the 135 seasons of Fighting Irish football.

2023 OFFENSIVE NUMBERS

Stat Category	Stat	Rank	Notes
Total Yards	5619	6th	
Total TDs	66	1st	breaks 2019 record of 61
Points/Game	39.15	2nd	48.6 in 1912 is the record
Points	509	1st	breaks 2019 record of 478
Yards Per Play	7.0	2nd	stats available since 1967
Red Zone TD Percentage	72.2	3rd	
Red Zone Conversion	87.04	7th	stats available since 1999

Completion Percentage	64.7	6th	stats available since 1999
Rush Yds/Att	5.300	7th	since 1950
Passing TDs	31	4th	7th season of 30 or more
Passing Yards	3205	12th	
Pass Yards/Attempt	9.1	3rd	only 3rd season over 9.0
Pass Yards/Game	246.5	14th	
Passing First Downs	141	10th	
Third-Down Conversions	44.83	18th	
Opponent Sacks	16	t-6th	

2023 SPECIAL TEAM/MISCELLANEOUS NUMBERS

Stat Category	Stat	Rank	Notes
Kick Return Average	26.3	3rd	highest since 2000 (24.9)
Fumbles Lost	8	t-18th	breaks 2019 record of 61
PATs	64	1st	breaks 2019 record of 61
3rd Quarter Points Scored	147	1st	breaks 2017 record of 107
4th Quarter Points Scored	135	1st	breaks 2021 record of 134
2nd Quarter Points Scored	144	6th	

2023 DEFENSIVE NUMBERS

Stat Category	Stat	Rank	Notes
Sacks	31	t-12	
Passing Yards/Attempt	5.50	17th	best since 1980
Passing Yards/Completion	10.49	7th	
Passing Yards/Game	15.73	40th	best since 1996 (150.5)
Completion Percentage	52.42	45th	best since 2007 (52.62)
Passing TDs	8	t-14th	best since 1997 (5)
Total Yards	3592	46th	best since 2002 (3900)
Total Yards/Game	276.31	32nd	best since 1996 (270.0)
4th Down Conversions	42.0	12th	best since 2013 (32.0)
Total Touchdowns	23	t-24th	best since 2012 (16)
Red Zone Conversion	71.0	t-2nd	68.0 is the record in 2012
Red Zone TD Percentage	41.0	4th	

THE DEFENSE

YEAR THREE OF A GOLDEN DEFENSE

- Notre Dame enters the season with the same defensive coordinator for the third-consecutive year, something that has not occurred for the Irish since the 2020 season.
- Clark Lea left after the 2020 season to be the head coach at Vanderbilt. He was replaced by Marcus Freeman who was promoted to head coach at the conclusion of the '21 regular season.
- In 2022, Al Golden began as the head of the Irish defense and has developed his group into one of the top defenses in the nation.
- Since 1996, Notre Dame has held opponents to 100 yards or less passing 44 times (including 100 vs. Texas A&M and 87 vs. Stanford in 2024), and five of those games are under Al Golden (43 vs. Navy in 2023, 67 vs. Tenn St. in 2023, 98 vs. Wake Forest in 2023, 100 vs. Texas A&M in 2024, and 87 vs. Stanford in 2024).

2024). Of those 44 games, only 17 have occurred over the last 20 years, and five of those are from Golden defense.

- This season, the Irish rank fourth in fourth-down defense (.20), fifth in team passing efficiency defense (93.74), sixth in passing yards allowed (148.7), eighth in scoring defense (11.7), 10th in third down defense (0.293), 11th in total defense (270.0) and 11th in first down defense (89 allowed).
- Notre Dame held Miami and Purdue to 3-24 on third down (Miami 2-12, Purdue 1-12), the best back-to-back two-game total since 2021 (Cincinnati 2-12, Wisconsin 1-14). Those are the two best back-to-back two-game stretches since data is available starting in 1996.
- Golden's first Irish defense was a solid 21st overall in total defense in '22, bolstered by a rush defense that held Notre Dame's opponents under 200 total rushing yards per game for the first time since 2019.
- Lea held the defensive coordinator spot for three seasons, in his second (2019) the Irish moved from 30th overall in defense to 18th. The rush defense surged from 44th to third.
- Golden's second-season crew was well above that improvement pace from 2019 and was among the nation's top 10 in several key stat categories in 2023.

2023 NOTRE DAME DEFENSE NCAA STATISTICAL RANKINGS

1st	Pass Efficiency Defense	97.09
2nd	Red Zone Defense	.706
3rd	Passing Yards Allowed	157.3
5th	Total Defense	276.3
7th	Scoring Defense	15.9
8th	Defensive TDs	4
10th	Interceptions	16
12th	Turnovers Gained	24

NOTRE DAME DEFENSIVE IMPROVEMENT - 2022 TO 2023

Statistical Category	'22 NCAA Rank	'22 Stat	'23 NCAA Rank	'23 Stat
Pass Efficiency Defense	41st	125.12	1st	97.09
Red Zone Defense	129th	.941	2nd	.706
Passing Yards Allowed	23rd	198.0	3rd	157.3
Total Defense	21st	329.3	5th	276.3
Scoring Defense	38th	23.0	7th	15.9
Defensive TDs	33rd	2	8th	4
Interceptions	67th	10	10th	16
Turnovers Gained	99th	15	12th	24

- Notre Dame returned 10 players on defense with starting experience in 2024, in addition to three transfer students with starting experience. Among those 13 players, there were 206 career games started entering 2024 - 93 at defensive back, 79 at defensive line and 34 at linebacker.
- Three Irish defensive players earned preseason All-America honors from the likes of Walter Camp, Sporting News, USA TODAY and The Athletic in Howard Cross III, Benjamin Morrison and Xavier Watts. In addition, those three players join Rylie Mills and Jack Kiser in earning several preseason watch list selections for national awards and honors.

STATEMENT SEASON OPENER

- The Irish defense stymied Aggie hopes in the 2024 season opener, coming out of Kyle Field with a 23-13 victory over No. 20 Texas A&M.
- The Irish locked down the Aggie offense, allowing just 100 passing yards in the entire game. Notre Dame's 100 passing yards allowed were the least allowed by any team facing a Top-25 opponent that weekend.
- Texas A&M totaled just 246 yards of total offense, averaging 3.6 yards per play. The 246 yards allowed were the least amount allowed by the Irish to a ranked SEC team since 1999 vs. Oklahoma (237), and it was the least amount to any ranked team on the road by Notre Dame since Pittsburgh in 2003 (175). The 246 yards allowed was the second-least among all teams who faced a Top 25 opponent that weekend, and it was also the least amount in a season opener for Notre Dame vs. ranked team since Maryland in 2002 (133).
- Texas A&M completed 12 passes for a 3.3-yard average per attempt, while the Irish snagged two interceptions. In addition, the longest offensive play completed by the Aggies on the evening was 18 yards, which was the shortest game-long pass allowed by any team facing a Top 25 opponent that weekend, and the ninth-shortest among all the games as of Sunday morning. The only other ranked teams (Texas, Alabama and Missouri) that did not allow a single offensive play of 20+ yards all faced unranked opponents.

DOMINANT IN-STATE WIN

- The Irish defense locked it down against the Boilermakers, limiting Purdue to just six first downs in the 66-7 win, with 38 rushing yards and 124 passing yards. The Irish forced ten Boilermaker punts on the day.
- Notre Dame limited Purdue to 162 yards of total offense on the day, the fewest by any team facing a Power 4 team that weekend. The 162 yards were the second-fewest allowed by a team facing a Power 4 team all season.
- Notre Dame was one of just two programs to limit a Power 4 opponent to 38 or fewer rushing yards over that weekend (Memphis allowed 37).

GROUNDING THE REDHAWKS

- With the 28-3 win over Miami (OH), Notre Dame was one of just five FBS teams to hold their opponent to three points or fewer over that weekend, and of those five teams, one of only two (Texas) to also had held their opponent to seven or fewer points in the previous game.
- On the day, Notre Dame totaled four sacks as a team and forced two interceptions, limiting Miami to go 14-for-26 in the air, totaling just 119 passing yards. This season, the Irish rank sixth among all FBS teams in pass efficiency defense (79.13), eighth in interceptions (six), 10th in scoring defense (9.8) and 16th in total defense (256.3).

PLAYED THE CARDS RIGHT

- Defense was key in the 31-24 win over No. 15 Louisville. Louisville entered the game ranked 12th in the nation in scoring offense, averaging 47.3 points per game. The Irish defense held Louisville to 24 points.
- Notre Dame also forced three Louisville turnovers; the Cardinals entered the game ranked 10th in turnover margin (1.33), and Notre Dame won the turnover battle +1 on the day.
- Louisville rushed for just 131 rushing yards on the day; the Cardinals entered the game averaging 194.3 rushing yards per game. Notre Dame allowed 264 passing yards (Cardinals entered the matchup averaging 308.0) and 395 yards of total offense (Louisville averaged 502.3 prior).



CHOPPED

- With the performance vs. Stanford, Notre Dame's defense led all Power 4 teams that weekend in fewest passing yards allowed (87) and total offensive yards allowed (200), and ranked second among all FBS teams for both of those single game totals that weekend. They were the only FBS program that weekend to hold an opposing offense to 87 or fewer passing yards and also 200 or fewer offensive yards in the same game.

XAVIER WATTS

- Senior safety Xavier Watts completed a remarkable season in 2023, winning the Bronko Nagurski trophy as the best defensive player in college football.
- A preseason First-Team All-American by Walter Camp and *Sporting News*, Watts also earned preseason second-team All-America honors from *USA TODAY*, ESPN and *The Athletic*. Watts has earned selection to watch lists for the Walter Camp Player of the Year, Nagurski Trophy, Bednarik Award, Paycom Jim Thorpe Award and the East-West Shrine Bowl 1000.
- Watts was a game changer as led one of the best secondaries in the nation in the 31-24 win over No. 15 Louisville. He posted his second interception of the season, with two pass breakups, a QB hurry and three tackles in several key situations, including the game-sealing pass breakup.
- Five of Watts' disruptions came on third or fourth down (two on third, three on fourth). A second quarter PBU forced a Louisville punt, while Watts returned an interception later in the quarter for 34 yards, setting up a Notre Dame field goal. The interception marked the first pick thrown by Louisville QB Tyler Shough all season. Then, at the end of the half, Watts stymied a last-ditch effort by the Cardinals on fourth-and-1 with a tackle for no gain to end the half.
- In the third quarter, Watts notched his QB hurry on fourth-and-2, forcing an incomplete pass. On Louisville's last offensive effort of the game, with the Irish ahead by a touchdown, Watts broke up a downfield pass attempt on fourth down to seal the game for the Irish, as the offense took a knee to run out the clock.
- Watts started off 2024 strong with an interception in the season-opening victory at No. 20 Texas A&M, adding three tackles.
- He then led the Irish in tackles in the home opener vs. Northern Illinois with eight (six solo).
- Watts began his Notre Dame career on the offensive side of the ball during the 2020-21 season but made the switch into the defensive backfield in 2021-22. He saw action in 11 games in '21, making 15 tackles as a developmental safety.
- Watts developed into one of Notre Dame's starting safeties during the '22 campaign and made the leap to become one of the most disruptive defensive players in college football in 2023.
- Watts tied for the lead for all FBS players with seven interceptions in 2023, piling up five picks over a four-game stretch.

FBS TOTAL INTERCEPTIONS - 2023

Interceptions	Name	School
7	Xavier Watts	Notre Dame
7	Ricardo Hallman	Wisconsin
6	three players	

- He is the first Notre Dame player to post back-to-back games with multiple interceptions and the first Irish player to intercept a pass in three straight games

- He is the fifth FBS player in the last five years to intercept at least two passes in back-to-back games. Watts was named the national defensive player of the week after his amazing performance against No. 6 Southern Cal on October 14, 2023. In addition to seven tackles, Watts intercepted reigning Heisman Trophy winner Caleb Williams twice, forced a fumble, recovered a fumble and returned it for a touchdown.
- He followed up the Southern Cal performance with two more interceptions in the victory over Pittsburgh, earned a second Bronko Nagurski Defensive Player of the Week award.
- Watts seven interceptions in 2023 led directly to Notre Dame points in every occurrence with the Irish scoring five touchdowns and two field goals for a total of 41 points.
- Only one of Watts' seven interceptions did not set up Notre Dame on the opposing team's side of the field. At NC State he gave Notre Dame the ball at the Wolfpack 33-yard line. At Duke it was the Blue Devil 12-yard line, then the SC 12 and 2 in the Southern Cal game followed by the Pitt 15 for one of his two interceptions in that game. At Clemson, on Notre Dame's first defensive series of the second half, Watts picked off a deflected pass and returned it to the Tiger two-yard line.
- All told, of his seven interceptions Watts set Notre Dame up in the opponent's red zone five times.

NOTRE DAME SINGLE-SEASON INTERCEPTIONS

1	Mike Townsend	1972	10
2	Tom MacDonald	1962	9
3	Todd Lyght	1989	8
	Tony Carey	1964	8
	Angelo Bertelli	1942	8
6	Xavier Watts	2023	7
6	Manti Te'o	2012	7
	Harrison Smith	2010	7
	Shane Walton	2002	7
	Dave Duerson	1982	7
	Clarence Ellis	1970	7
	Tom Shoen	1966	7

- The Notre Dame career record for interceptions is held by Luther Bradley with 17 (1973-77). If Watts adds one or more interceptions to his career total, he will break into the Top-12 on the all-time Notre Dame list (six players tied at 10 INTs each).

HOWARD CROSS III

- In 2024, Howard Cross III has been named a preseason First-Team All-American by Walter Camp, *Sporting News* and *USA TODAY*, earning selection to the preseason All-America second team from *The Athletic*. Cross III has been named to watch lists for the Walter Camp Player of the Year, the Nagurski Trophy, the Bednarik Award, the Outland Trophy, the Lombardi Award, the Lott IMPACT Trophy and the East-West Shrine Bowl 1000.
- Cross III led a dominant Notre Dame defensive unit in the 49-7 win over Stanford. Notre Dame's held Stanford to one score before the Irish scored 49 unanswered points in the 49-7 win. Cross was all over the field, posting two sacks (loss of 15 yards), a quarterback hurry and four tackles (all solo). It marked Cross' second multiple-sack game of his career (vs. Georgia Tech, 2021).

- Cross and the Irish limited Stanford to just 200 yards of total offense, the Cardinals' lowest offensive total of the season. The Irish defense have held opponents under 250 total yards on four occasions already this season, the fifth-such season since 2018.
- One of Cross' sacks came on fourth down to force a turnover on downs (the Irish would score on the ensuing drive to take the lead for the rest of the game). This season, Notre Dame ranks fourth in the nation in fourth-down defense, allowing just 20 percent conversion for opposing offenses.
- Cross III was selected as the Outland Trophy National Player of the Week for his performance in the 31-24 win over No. 15 Louisville. Cross was the nation's top-graded interior lineman that weekend.
- Cross III registered an 88.2 rating (90.2 against the pass) by Pro Football Focus for his performance against Louisville. He and the Irish defense limited Louisville to well below their offensive averages entering the game. Louisville rushed for just 131 rushing yards on the day; the Cardinals entered the game averaging 194.3 rushing yards per game. Notre Dame allowed 264 passing yards (Cardinals entered the matchup averaging 308.0) and 395 yards of total offense (Louisville averaged 502.3 prior).
- Cross III demonstrated his worthiness of preseason laurels with a dominant performance in the No. 7 Notre Dame 23-13 victory at No. 20 Texas A&M. Cross III posted the only sack of the game, an 11-yard loss, with four tackles (two solo), while keeping the Aggie offense at bay. Cross added a shared tackle-for-loss vs. Northern Illinois.
- On a national stage at No. 17 Duke (Sept. 30, 2023) he posted one of the most dominating defensive performances of the season. Leading the Irish with 13 tackles while forcing two fumbles (including the game-clinching fumble with 0:27 remaining) he earned defensive player of the week nods from Walter Camp, the Bednarik Award and the Senior Bowl.
- Cross III was a Bednarik Award Semifinalist in 2023, which is presented annually to the best defensive player in college football.
- The 66 total tackles by Cross III in 2023 were the most for an Irish front-four lineman since Trevor Laws led the team with 112 tackles in 2007.
- Since crediting tackles became consistent in 1986 (before that season, first hits were also credited as tackles) Cross III's 66 stops that year rank 11th.
- Cross was the only Power 5 defensive lineman in the 2023 season to post 10 tackles in a game. He is finished second for Power 5 for defensive lineman in total tackles in 2023 with 66 and is one of just five defensive linemen in the country to finish the year with 66 or more tackles.

FBS DEFENSIVE LINEMAN TOTAL TACKLES - 2023

Tackles	Name	School
74	Raishein Thomas	Northern Illinois
69	Lee Hunter	UCF
67	Michael Mason	Coastal Carolina
66	Howard Cross III	Notre Dame
66	Tre Smith	San Jose State
65	CJ Nunnally	Akron

BENJAMIN MORRISON

- 2024 team captain junior Benjamin Morrison led the Irish with six interceptions in 2022, earning consensus Freshman All-America honors.
- He added three more interceptions to his career total in the 2023 season and owns the second-most for a Notre Dame player since 1996.

- Morrison led the Irish secondary, one of the best units in the country, in the 49-7 win over Stanford with four tackles. Notre Dame's defense was dominant, holding Stanford to one score before the Irish scored 49 unanswered points in the 49-7 win. Notre Dame's defense limited Stanford to only 87 passing yards, and only 200 total offense yards, on the day.
- One of Morrison's stops came on third down to force an eventual turnover on downs, leading to an Irish touchdown drive. Of his three additional stops, none allowed first downs on the play.
- Morrison intercepted his first pass of the 2023 season against NC State and earned one of Notre Dame's three interceptions against reigning Heisman Trophy winner Caleb Williams in the victory over Southern Cal.
- He was named the Walter Camp Player of the Week after his dominating performance against No. 5 Clemson in 2022, setting up Notre Dame's third touchdown with his first career interception, then picking off another pass and returning it 96 yards for a touchdown. He also contributed a career-best seven tackles and a PBU against the Tigers.
- His six interceptions in 2022 were the most for an Irish player since Manti Te'o picked off seven passes on his way to finishing second in the 2021 Heisman Trophy balloting. It also is the most for an Irish cornerback since Cole Luke intercepted four passes in 2014.
- The six interceptions were the third-most for any FBS defensive player in 2022 and tied for the most of any Power 5 defensive back.
- Shares the Notre Dame single-game record for interceptions in a game with 15 other players, picking off three Boston College passes during the 2022 home finale. He ended the Eagles first drive with an interception, then took away a BC scoring chance with an interception in the end zone later in the first quarter. Finally, in the midst of a snow storm in the second half, Morrison earned his third interception tracking down an overthrown screen pass.

NOTRE DAME CAREER INTERCEPTIONS SINCE 1996

1.	Shane Walton	1999-2002	11
2.	Benjamin Morrison	2022-current	9
	Xavier Watts	2020-current	9
	Benny Guilbeaux	1996-98	9
5.	Robert Blanton	2008-11	8
	Matthias Farley	2012-15	8
	Cole Luke	2013-16	8
	Kyle McCarthy	2006-09	8
	Mike Richardson	2003-06	8
	A'Jani Sanders	1997-99	8
	Tom Zbikowski	2004-07	8

- The Notre Dame career record for interceptions is held by Luther Bradley with 17 (1973-77). If Morrison adds one or more interceptions to his career total, he will break into the Top-12 on the all-time Notre Dame list (six players tied at 10 INTs each).

RYLIE MILLS

- Notre Dame's defense boasts some of the best experience in college football, due to players such as Rylie Mills making the choice to return to Notre Dame for their final seasons of eligibility. Already named to the 2024 Outland Trophy and Lombardi Trophy Watch Lists, Mills played and started in all 13 games in his senior season (2023). He finished the season with 47 tackles (22 solo), 5.5 tackles for loss and 2.5 sacks. Mills also earned four quarterback hurries and recovered a pair of fumbles.



- Now as a captain in 2024, Mills will lead a unit with fellow graduates Howard Cross III and Jordan Botelho that includes junior Jason Onye, freshman Armel Mukam, Freshman Boubacar Traore and junior Junior Tuihalamaka.

BOUBACAR TRAORE

- Prior to a season-ending injury, freshman defensive lineman Boubacar Traore led all FBS freshman players in sacks (three) and sacks per game (0.75) after Week Four.
- Traore delivered a career performance in the 28-3 win over Miami (OH), making his first-career start and totaling two sacks (loss of 15 yards), a forced fumble, five tackles and a quarterback hurry. His five tackles and two sacks both marked career-highs.
- Traore tied for the team lead in tackles in the game, and disrupted the matchup all over the field. On the first Miami drive of the game, Traore posted his first sack, forcing a fumble in the process. His next tackle came on third down later in the half, forcing a Miami punt that led to an Irish touchdown drive.
- At the end of the first half, Traore tallied another sack on Miami's opening play of the drive, immediately following with a QB hurry to force an incompletion. The Irish eventually forced Miami to run out the clock without a score to end the half.
- Traore made an impact all over the defensive field in the dominant 66-7 win at Purdue, Purdue's largest defeat in program history. His day was highlighted by a 34-yard pick six in the second quarter, as he also added two TFL (loss of twelve yards) and a sack (loss of nine yards) on the day, in addition to a quarterback hurry. The sack, the additional tackle for loss and the quarterback hurry all were third-down stops by Traore.

JACK KISER

- One of the most tenured players on Notre Dame's roster and a team captain, Kiser enters his sixth season playing for the Irish and will lead a linebacker room poised for flexibility. A Butkus Award Watch List honoree, Kiser owns 214 career tackles and will assume a key leadership role on the Irish defense heading into 2024 as one of the most tenured players in the program.
- He is tied for the team lead in tackles with fellow LB Drayk Bowen with 29.
- The graduate linebacker led the Irish with eight tackles in the 23-13 victory at No. 20 Texas A&M.
- Kiser was Notre Dame's 2023 Special Teams Player of the Year. Last season, he played in all 13 games, making three starts as a consistent contributor on special teams as well as consistent playing time at linebacker. Kiser finished third on the team with 62 tackles, and tied for the team-lead with 41 solo tackles. He added 1.5 tackles for loss, 1.5 sacks and an interception, also recording a pass breakup and three quarterback hurries, and forced a fumble.
- Kiser is also active in the community and a force in the classroom. He has been named to the Allstate AFCA Good Works Team and a semifinalist for the Wuerffel Trophy, two of the highest honors for community service in college football. A semifinalist for the Campbell Trophy, Kiser has participated in several community-facing initiatives during his time at the University of Notre Dame.
- He is currently serving as the program's Cleats For a Cause player committee chairman. As part of the initiative, players will wear custom Under Armour Slip Speed shoes on their pregame walk for the Sept. 21 game vs. Miami (Ohio), and the shoes will then be auctioned with proceeds benefiting five local charities. Additionally, cleats inspired by select Notre Dame Football student-athletes will be auctioned, as well. As part of Kiser's role, he has been communicating directly with the five charities that will benefit from the event and planning visits for teammates to those locations throughout the offseason. He has also worked with the program on logistics, messaging and garnering team support to bring awareness, volunteers and funding to the organizations.

- He served as the Fighting Irish Fight for Life football team lead for the past three years, from Fall 2020-Spring 2023, a program which pairs a local pediatric patient with Notre Dame Athletics teams to become a true teammate. Additionally, Kiser worked with local low-income families to perform tax returns this past spring on a weekly basis leading up to Tax Day.
- Kiser has also been involved in the Notre Dame chapter of Uplifting Athletes, supporting the local rare disease community and their families, and would also regularly visit patients and families at the Ronald McDonald House with Freeman.
- He earned selection to the 2024 National Football Foundation Honor Society, and in 2023 was awarded the Dean's Graduate Business Award and the Tom Frecka Academic Achievement Award, recognizing the top GPA in the Master's of Science in Accountancy program at Notre Dame.

THE OFFENSE

RILEY LEONARD

- One of the most notable quarterbacks in college football this season, senior Riley Leonard transferred to Notre Dame in the offseason. After recovering from an injury through the spring, Leonard earned the starting role ahead of the 2024 season, and was also voted to be a team captain. It is his second-career captain honor, after also being named a team captain at Duke.
- Leonard ranks second among all active FBS quarterbacks in career rushing touchdowns with 27, including three in the first half alone at Purdue.

CAREER RUSHING TOUCHDOWNS BY ACTIVE FBS QBs

1.	Dillon Gabriel	Oregon	30
2.	Riley Leonard	Notre Dame	27
3.	Dequan Finn	Baylor	26
4.	Garrett Greene	West Virginia	25
5.	Jalen Milroe	Alabama	24
	Will Howard	Ohio State	24
7.	KJ Jefferson	UCF	23
	Bryson Daily	Army	23
	Taylen Green	Arkansas	23
10.	DJ Uiagalelei	Florida State	21

- Leonard leads all Power 4 quarterbacks and ranks seventh among all FBS quarterbacks this season in rushing yards per game (67.5). His eight rushing touchdowns this season rank second among all Power 4 quarterbacks and tied for fourth among all FBS quarterbacks. This season, Leonard ranks 17th among FBS players in rushing touchdowns and 18th in overall touchdowns.
- Leonard led the Irish to a 49-7 win over Stanford with the Irish scoring 49 unanswered points in the matchup. Leonard went 16-for-22 for 229 yards (53-yard long) and three touchdowns, as well as 31 rushing yards and a rushing touchdown, in just three quarters of play. He completed passes to 11 different receivers on the day.
- Leonard was the only Power 4 quarterback that weekend who, in regulation time, passed for at least 225 yards and three touchdowns, threw no interceptions, and added a rushing touchdown; Leonard did it all in just three quarters. One other Power 4 quarterback achieved the feat in overtime (Luke Altmyer, Illinois).
- Leonard led the Irish to a resounding 28-3 win over Miami (OH), completing 16 Leonard led Notre Dame to a 31-24 win over No. 15 Louisville. Leonard was responsible for three touchdowns (two passing, one rushing) on the day, completing 17 passes for 163 yards and rushing for 52 yards.

- Leonard started the Louisville game in command, directing a 12-play, 75-yard drive over 6:08 minutes of game time, for a touchdown to even the score. From there, the Irish took off, scoring 21 total points in the first quarter alone, including a 34-yard pass from Leonard to score.
- In the Miami Game, Leonard passed for 154 yards and a touchdown (38-yard long score), in addition to 143 rushing yards and two rushing touchdowns, including a 50-yard long scoring run. With two rushing touchdowns, Leonard marked his second multi-rushing touchdown game of the season.
- He is the first Irish quarterback with back-to-back 100-yard rushing games since Carlyle Holiday vs. Pittsburgh (122 yards, 10-6-2001) and West Virginia (130 yards, 10-13-2001).
- Notre Dame racked up 428 yards of total offense against the RedHawks, as Leonard completed passes to nine different Irish receivers, including a 38-yard long to Beaux Collins for a touchdown.
- Leonard led Notre Dame to the most dominant win by an opposing team in Purdue history, besting the Boilermakers 66-7. Leonard put on a show, rushing for 100 yards and three touchdowns, in addition to passing for 112 yards, in the first half alone. He is the first FBS player to reach those milestones since Lamar Jackson at Syracuse on Sept. 9, 2016.
- With three rushing touchdowns in just the first half at Purdue, Leonard is one of just three quarterbacks so far this season to achieve that feat in a single game, and the only one to do so that weekend. He is the only FBS quarterback this season to achieve the feat in a single half.
- It was Leonard's sixth-career game with multiple rushing touchdowns, which is tied for third-most among active FBS quarterbacks. Only three FBS quarterbacks totaled more rushing yards than Leonard that weekend, and just one scored a singular rushing touchdown. Leonard was the only one of those four quarterbacks that did not see a snap in the second half.
- Notre Dame was the only FBS squad with three separate rushers at 86 or more rushing yards against a Power 4 defense that weekend, and one of just two FBS teams overall to achieve the feat that weekend.
- Leonard made his Irish debut as he led No. 7 Notre Dame to a 23-13 victory at No. 20 Texas A&M, making a mark in both the pass and run game. He completed passes to nine different Irish players; Leonard went 18-30 for 158 yards, and rushed 12 times for 63 yards.
- The Irish totaled 356 yards of total offense, averaging 5.6 yards per play. Notre Dame's 356 yards of offense were the third-most this weekend among teams that faced a top-20 opponent. Notre Dame was 1-1 in the red zone, and won the time of possession battle with 31:35 minutes with the ball.
- Leonard led the eventual game-winning drive that began with 6:23 left on the clock in the fourth quarter. On that drive, Leonard rushed for 20 yards and passed for 29 yards, setting up a 21-yard Jeremiah Love touchdown run.
- Leonard's 63 rushing yards are the fifth-most for a quarterback in his first start at Notre Dame, and they are the second-most for a quarterback on the road in his first start at Notre Dame. His 63 rushing yards were the second-most that weekend by any quarterback facing a team ranked in the Top 20 in the AP poll.
- The senior was responsible for 11 of Notre Dame's 18 first downs on the evening at Texas A&M, with eight passing and three rushing, including two third down conversions and a fourth-down conversion on an eight-yard rush.
- Leonard has already been named to the 2024 watch lists for the Walter Camp Player of the Year, the Maxwell Award, the Davey O'Brien Award, the Johnny Unitas Golden Arm Award and the Comeback Player of the Year.
- In 2023, Leonard started all seven games in which he played for Duke, going 95-for-165 and 1,102 yards (57.5 percent completion rate) and three touchdowns. He rushed 58 times for 352 yards (44-yard long) and four touchdowns on the season.

- In 2022, he started all 13 games for the Blue Devils, completing 250-of-392 (.638) passes for 2,967 yards with 20 touchdowns, while leading the team in rushing with 699 yards on 124 carries and 13 touchdowns. He was one of three FBS quarterbacks to amass more than 2,900 passing yards and 695 rushing yards, joining LSU's Jayden Daniels and North Carolina's Drake Maye.

WIDE RECEIVERS

Perhaps the most significant change to the Irish roster comes in the receiving corps, which adds three impact transfers and will also draw upon the strengths of young receivers who made their debuts in 2023. The Notre Dame receiver room features:

BEAUX COLLINS

- The Los Angeles native led Irish pass catchers in the 49-7 win over Stanford with four receptions for 85 yards, including a 53-yard long.
- Collins posted four receptions for 60 yards and a touchdown in Notre Dame's 28-3 win over Miami (OH), his first touchdown in an Irish uniform.
- Collins led Irish receivers in the season-opening 23-13 win at No. 20 Texas A&M with five receptions for 62 yards, including a 20-yard contested grab on the game-winning touchdown drive. Collins also led Irish receivers vs. Northern Illinois (five catches for 45 yards).
- A transfer from Clemson, Collins recorded 91 receptions for 1,290 yards and 11 touchdowns in 1,578 offensive snaps over 32 games (27 starts) at Clemson from 2021-23.
- He broke out late in his true freshman season with 31 catches for 407 yards and three touchdowns.
- Collins joined DeAndre Hopkins (2010), Sammy Watkins (2011), Artavis Scott (2014), Hunter Renfrow (2015), Deon Cain (2015) and Justyn Ross (2018) as the only Clemson freshmen — true or redshirt — in the Dabo Swinney era to post at least 30 receptions and at least 400 receiving yards in their debut season.

JADEN GREATHOUSE

- A member of the 2024 Earl Campbell Tyler Rose Award Watch List who made a significant mark in his true freshman season at Notre Dame, appearing in 12 games while making five starts. He finished the year with 18 receptions for 265 yards and scored a team-high five touchdown receptions.
- He posted his first touchdown catch of the season to open Notre Dame's scoring in the 31-24 win over No. 15 Louisville.
- Greathouse was the first true freshman wideout in Irish history to catch two touchdown passes in his first-career game when he did so in the 2023 season opener vs. Navy. Greathouse also became the first Notre Dame wide receiver to catch two touchdown passes in a season debut since 1996. In that game, he finished with three catches for a team-best 68 yards and two touchdowns.
- Limited by an injury in the middle of the season, he finished off the year with six catches for 99 yards and two touchdowns in his final three games. His five touchdown catches during a rookie campaign are the most for a Notre Dame true freshman since KJ Stepherson also had five in 2016 and dating back to 1996, rank only behind Michael Floyd's seven in 2008 for an Irish freshman wide receiver.

JORDAN FAISON

- Now sophomore wide receiver Jordan Faison joined the Notre Dame football team during 2023 preseason camp as a walk on, planning to compete for a roster spot with the team and, as one of the top prep lacrosse players in the nation, join the defending national champion Notre Dame lacrosse team as a scholarship player in the spring of 2024.
- Faison's football acumen and a rash of injuries to the Irish wide receiver group changed those plans a bit, as Faison made his collegiate athletics debut in 2023 at No. 25 Louisville, catching two passes for 48 yards — which included a 36-yard touchdown grab.



- Faison's debut was just the beginning. He would end the season with 19 catches for 322 yards and four touchdowns, capping the year by earning Sun Bowl MVP honors with five catches for 115 yards and a touchdown.
- Faison competed with the men's lacrosse team and won a national championship this past season.
- Faison was named the Burlsworth Trophy Walk-On of the Week for his impact on offense and on special teams in the 31-24 win over No. 15 Louisville. Faison started at wide receiver and hauled in two passes for 17 yards, including one for a first down. On special teams, Faison rushed the punter on a high snap, knocking the ball out of reach and allowing for a Notre Dame recovery at the Louisville four-yard line. It led to a Notre Dame touchdown on the immediately following play.

JAYDEN HARRISON

- Harrison was a first-team All-American as a kick returner at Marshall last season, finishing second in the country with a 30.7 yards-per-return average. He tied for the FBS lead with two kick return touchdowns in 2023.
- Throughout his career Harrison has returned 60 kickoffs for 1,522 yards (25.4 yards per return average) and three touchdowns while catching 71 passes for 779 yards and four scores. In 2023, Harrison played in all 13 games for Marshall (started four), totaling 28 receptions for 410 yards (14.6 yards per reception) and a touchdown.
- Harrison was recognized as a finalist for the Jet Award in 2023 and has been named to watch lists for the Jet Award and the Hornung Award in 2024. He was named a Walter Camp, FWAA and CBS Sports/247Sports.com First Team All-American in 2023.

KRIS MITCHELL

- Mitchell posted his first touchdown in an Irish uniform in the 49-7 victory over Stanford.
- A transfer from FIU, in 2023 Mitchell led CUSA and ranked in the Top 20 nationally in receiving yards (1,118 - 18th nationally) and receiving yards per game (93.2 - 13th nationally). He owns 100 career receptions for 1,663 yards and 11 touchdowns.
- In 2023, Mitchell played in all 12 games in 2023, finishing the season as FIU's leading receiver as he totaled 64 catches for 1,118 yards with seven touchdowns. He averaged 93.2 yards per game, recording at least one reception in all 12 games and multiple receptions in 11 games.

JAYDEN THOMAS

- Thomas recorded his first touchdown catch of the season in the 49-7 win over Stanford.
- Thomas entered the 2023 season as Notre Dame's leading returning receiver and served in that role in the first four games of the year, catching 12 passes for over 180 yards and a touchdown. Over the next six games, Thomas would deal with a nagging hamstring injury that dropped his production to five total catches.
- In 2022, Thomas posted 25 receptions for 361 yards and three touchdowns, with 14.4 yards per catch.

THE TIGHT ENDS

- Slated to be one of the nation's top tight ends in 2024, Mitchell Evans had a breakout season in 2023 before being sidelined with an injury. He played in eight games as a junior, starting seven, and ended the season as the team's top receiving target, averaging 52.8 yards per game. Through those eight games, Evans totaled 29 receptions for 422 yards and a touchdown during the season, averaging 14.6 yards per catch.

- Evans made a mark in Notre Dame's dominant 66-7 win at Purdue, Purdue's largest defeat in program history. Evans caught three passes for 27 yards, two for third-down conversions of six yards or more. Both catches kept drives alive that led to touchdowns, one on the immediately-following play.
- So far this season, six of his seven receptions have been for first downs (86 percent), and four of Evans' seven receptions (57 percent) have been third-down conversions this season.
- Evans has garnered several national nods during the 2024 preseason, including selections to watch lists for the Mackey, Biletnikoff and Lombardi Awards, as well as selections to All-America Second Teams by *Sporting News*, Associated Press and Pro Football Focus.

RUNNING BACKS

- The departure of NFL Draft pick Audric Estimé, who led the Irish in rushing in 2023 (1,341, good for fifth-most in program history), paves the way for sophomore running backs Jeremiah Love and Jadarian Price to lead the Notre Dame rushers group.
- Both Price and Love have been named to the Doak Walker Award Watch List
- Jeremiah Love has scored a rushing touchdown for Notre Dame in each game this season.
- Freshman running back Aneayas Williams scored his first-career touchdown to put Notre Dame up 49-7 in the win over Stanford.
- The running back room was on full display in the 66-7 win at Purdue. Love notched his first-career 100-yard rushing game in the win, the largest win by a team over Purdue in Purdue's history. Love totaled 109 rushing yards and a touchdown, adding 18 yards in the air. His 127 all-purpose yards led all players in the game from either team.
- Price also produced a big game at Purdue, rushing for 86 yards, including a 70-yard touchdown rush to close the first half.
- Nine Irish rushers combined for 362 yards at Purdue, one of five teams to rush for 360 or more yards that weekend, and one of two to do so against a Power 4 opponent.
- Notre Dame was the only FBS squad with three separate rushers at 86 or more rushing yards against a Power 4 defense that weekend, and one of just two FBS teams overall to achieve the feat that weekend.
- Love sealed the 23-13 victory for No. 7 Notre Dame at No. 20 Texas A&M with a 21-yard rushing TD in the final minutes of the game. Love led all rushers at Kyle Field with 91 yards on 14 carries, averaging 6.5 yards per carry. He also added a reception for three yards on Notre Dame's first offensive play of the evening. Price scored Notre Dame's first touchdown of the win at Texas A&M, a 47-yard jaunt.
- With 6:23 remaining in the game and a 13-13 tie score, Love joined quarterback Riley Leonard and the Irish offense on an eight-play, 85-yard drive on which Love posted 36 rushing yards, including a 21-yard touchdown rush, breaking multiple tackles. The go-ahead touchdown allowed for an Irish victory.
- A true freshman running back in 2023, Love rushed for 385 yards on 71 carries, seeing at least three carries in all 13 games in 2023. He broke off two 30-yard runs, including a 36-yard scoring jaunt against Tennessee State.
- Sideline for his true freshman campaign in 2022 with an injury, Price flashed his big-play potential throughout the 2023 season. That potential included a touchdown run on his first career carry, a touchdown reception on his second career catch and a 99-yard kickoff return against No. 10 Southern Cal on his fifth career return opportunity. He capped the season by leading the Irish in rushing with 106 yards on 13 carries with one touchdown in the 40-8 Sun Bowl victory over No. 21 Oregon State.



- Love led Irish rushers vs. Northern Illinois with 11 carries for 79 yards and a touchdown. His score came after a gravity-defying hurdle by Love to score on a 34-yard long rush.
- Two freshmen, Anevas Williams and Kedren Young, will look to see playing time as members of the multi-faceted Irish running backs room.
- Sophomore Gi'Bran Payne suffered a spring injury that will sideline him for the 2024 season. In 2023, Payne led the team with 11 third-down conversions. He finished the year with 45 carries for 168 yards and two touchdowns, while also catching nine passes for 58 yards and two scores.
- A jack-of-all-trades running back who transferred from Penn State in 2023, graduate Devyn Ford immediately established himself as one of Notre Dame's top special teams players. He returned seven kickoffs, rushed eight times for 44 yards, caught four passes for 34 yards and a touchdown and made four special teams tackles in 2023.

OFFENSIVE LINE

- Notre Dame's offensive line presents some new faces in 2024 with the departures of NFL Draftees Joe Alt and Blake Fisher.
- Pat Coogan, Ashton Craig, Billy Schrauth, Tosh Baker, Rocco Spindler and Charles Jagusah own starting experience. Jagusah will miss 2024 with a torn right pectoralis muscle.
- Irish linemen Aamil Wagner, Sam Pendleton and Anthonie Knapp all made their starting debuts in the 23-13 victory at No. 20 Texas A&M.
- Coogan and Spindler made their first starts of 2024 against Miami due to injuries to Craig and Schrauth.
- Coogan snagged the first catch of his career on a tipped pass, executing a one-handed grab, gained 11 yards and earned a first down for the Irish, in the 49-7 win over Stanford.
- Variations in offensive line structure from week to week are not uncommon for the Irish, who are traditionally a perennial standard in offensive line play.
- In the last five seasons, Notre Dame has employed at least two variations in offensive line personnel for its starters in each season. The Irish saw three different offensive line makeups in 2023, two in 2022, six in 2021, five in 2020 and three in 2019.
- Spindler and Coogan were called into action in the dominant 66-7 win over Purdue when Craig and Schrauth left the game with injuries.
- The offensive line paved the way for nine Irish rushers to combine for 362 yards vs. Purdue, one of five teams to rush for 360 or more yards that weekend, and one of two to do so against a Power 4 opponent. Sophomore running back Jeremiah Love and senior quarterback Riley Leonard both reached the 100-yard rushing mark, while sophomore running back Jadarian Price totaled 86 rushing yards.
- Notre Dame was the only FBS squad with three separate rushers at 86 or more rushing yards against a Power 4 defense that weekend, and one of just two FBS teams overall to achieve the feat that weekend.
- The Irish were dominant, earning 35:43 minutes in time of possession on the day, outpacing the Boilermakers 578 offensive yards to 162 offensive yards. Notre Dame's 42-point lead at halftime was the largest lead by a road team among any FBS team this season, and the largest since Oregon in 2023 at Arizona State.

SPECIAL TEAMS

- While Notre Dame's special teams feature new faces at all three specialist positions, special teams coordinator Marty Biagi enters his second season with the Irish.
- Gradaute K Mitch Jeter connected on seven extra points, going 1-1 on a 42-yard field goal, and seven kickoffs with five touchbacks (64.6 avg.), helping Notre Dame to a historic 66-7 win at Purdue, the largest margin of defeat in Purdue history. Jeter was perfect on the day and racked up 11 kicking points
- Jeter and senior P James Rendell both made their Irish debuts in the 23-13 season-opening win at No. 20 Texas A&M.
- Jeter connected on three-of-three field goals, two for 46 yards and one for 26 yards, and two extra points for a perfect evening at Kyle Field. Jeter's 11 kicking points on the evening were the second-most by any kicker that weekend facing a Top 25 opponent. With two field goals over 40 yards, Jeter was one of two kickers that weekend with two field goals of 40+ yards made against a Top 25 team. Of the 15 kickers that weekend who made two or more field goals over 40 yards this weekend, Jeter was one of 10 who were perfect on all their kicking attempts, and one of six who earned a perfect field goal percentage on three or more attempts
- Rendell punted five times and averaged 42.8 yards per punt in his first-ever American football game. The Australia native notched a 49-yard long while dropping three of his five punts inside the 20 with zero touchbacks. Of his five punts, four were over 40 yards, and all placed Texas A&M at their own 37-yard line or further. Only two ensuing A&M drives resulted in scores.
- In 2023, Notre Dame scored touchdowns on four different special teams plays (a blocked field goal, a kickoff return touchdown, a punt return touchdown and a fumbled punt return recovered for a touchdown).
- Notre Dame's 64 PATs in 2023 were the most in a season in program history.
- The Irish boasted a 26.2-yard kickoff return average, which ranked fourth among all FBS teams in 2023.
- Mitch Jeter joins the Irish from South Carolina, where he ended the season as the Gamecocks' top point scorer. In 2023, he hit 12-of-14 field goal attempts and connected on 33-of-34 extra point attempts. He also handled kick off duties, kicking off 63 times with 41 touchbacks, averaging 62.3 yards per kickoff. Jeter owns a career 92.0 percent field-goal rate (23-25), connecting on 77-80 extra points.
- James Rendell enters his first season of American football in 2024, joining Notre Dame after playing in the Victorian Football League for the Frankston Dolphins from 2019-23, where he was named team MVP for Frankston in 2021. Rendell trained with Prokick Australia, and is the son of the late Matt Rendell, a storied Australian Football League player who served as captain of Fitzroy from 1985-87 and won two club championships in 1982 and 1983.
- The Irish bring in a first-team all-american kickoff returner in Marshall transfer Jayden Harrison, who finished second in the country with a 30.7 yards-per-return average in 2023. He tied for the FBS lead with two kick return touchdowns in 2023. Throughout his career Harrison has returned 60 kickoffs for 1,522 yards (25.4 yards per return average) and three touchdowns

2023 NATIONAL AWARDS

Several of Notre Dame's 2023 players and coaches that were recognized with national awards or semifinalist/finalist honors return to the roster:

- **Howard Cross III** - Chuck Bednarik Award Semifinalist
- **Al Golden** - Broyles Award Nominee
- **Benjamin Morrison** - Jim Thorpe Award Semifinalist
- **Xavier Watts** - Unanimous All-American (First Team)

OPPONENT NOTES - GEORGIA TECH

- Saturday will mark the 38th meeting between Notre Dame and Georgia Tech. The series stands with a 30-6-1 Notre Dame record.
- Notre Dame is 13-2-1 when playing Georgia Tech on the road.
- While the game will not be played at Georgia Tech’s typical home venue, Bobby Dodd Stadium at Hyundai Field, it will be an official home game for the Yellow Jackets, played at Mercedes-Benz Stadium in Atlanta.
- The game will mark Notre Dame’s first visit to Mercedes-Benz Stadium.
- Notre Dame is 217-84-3 against ACC Teams, going 89-43-3 in road games.

GEORGIA TECH (30-6-1)

H: 17-3-0; A: 13-2-1; N: 0-1-0

Site	Year	Rank	Result	ND	Opp
Away	1922		W	13	3
Home	1923		W	35	7
Home	1924		W	34	3
Away	1925		W	13	0
Home	1926		W	12	0
Home	1927		W	26	7
Away	1928		L	0	13
Away	1929		W	26	6
Away	1938		W	14	6
Home	1939		W	17	14
Home	1940		W	26	20
Home	1941		W	20	0
Away	1942		L	6	13
Away	1943		W	55	13
Home	1944	18-10	W	21	0
Home	1945		W	40	7
Home	1953	1-4	W	27	14
Home	1959	-19	L	10	14
Away	1967	9-	W	36	3
Home	1968	9-	W	34	6
Away	1969	9-	W	38	20
Home	1970	1-	W	10	7
Away	1974	2-	W	31	7
Home	1975	12-	W	24	3
Away	1976	11-	L	14	23
Home	1977	5-	W	69	14
Away	1978	10-20	W	38	21
Home	1979	10-	W	21	13
Away	1980	1-	T	3	3
Home	1981		W	35	3
Home	1997	11-	W	17	13
1999 Gator Bowl, AllTell Stadium, Jacksonville, FL	1998	17-12	L	28	35
Away	2006	2-	W	14	10
Home	2007		L	3	33
Home	2015	8-14	W	30	22
Away	2020	4-	W	31	13
Home	2021	8-	W	55	0

2024 STATISTICAL COMPARISON

	ND	GT
Rushing Offense	16th (216.5)	25th (204.4)
Passing Offense	108th (184.3)	59th (240.1)
Total Offense	62nd (400.8)	32nd (444.6)
Scoring Offense	27th (35.2)	41st (32.9)
Rushing Defense	45th (121.3)	24th (103.7)
Passing Defense	Sixth (148.7)	83rd (223.7)
Total Defense	11th (270.0)	36th (327.4)
Scoring Defense	Eighth (11.7)	41st (20.6)
Net Punting	84th (38.35)	97th (37.63)
Punt Returns	79th (7.33)	70th (8.36)
Kickoff Returns	90th (18.38)	93rd (18.20)
Turnover Margin	36th (0.50)	48th (0.43)
Time of Possession	71st (30:00)	70th (30:04)

CONNECTIONS

- Several Irish players hail from the state of Georgia: junior wide receiver Deion Colzie (McDonough), freshman defensive lineman Cole Mullins (Hoschton), freshman offensive lineman Anthonie Knapp (Roswell) and junior wide receiver Jayden Thomas (Paulding County).
- Former Notre Dame linebacker JD Bertrand now plays for the Atlanta Falcons, and defensive end Khalid Kareem is on the Falcons’ practice squad, playing home games in Mercedes-Benz Stadium.

NOTRE DAME VS. ACC OPPONENTS

Boston College	18-9
California.....	5-0
Clemson	3-5
Duke	6-2
Florida State	5-6
Georgia Tech.....	30-6-1
Louisville.....	3-2
Miami (FL).....	18-8-1
NC State	2-2
North Carolina.....	21-2
Pittsburgh	51-21-1
SMU.....	10-3
Stanford.....	24-14
Syracuse.....	8-3
Virginia.....	4-0
Virginia Tech.....	3-1
Wake Forest	6-0
Totals	217-84-3

THE LAST TIME - GEORGIA TECH

Nov. 20, 2021- Notre Dame Stadium (South Bend, Ind.)

The No. 6/6/8 Notre Dame Fighting Irish (9-1) played a nearly flawless first half of football, jumping out to a 45-0 lead after the opening 30 minutes. The Irish went on to win by a final score of 55-0.

With its 10th win of the season, the Irish have now recorded 10 or more wins in five straight seasons for the first time in program history. It was also the fifth-largest shutout in modern history for the Irish.

Coan was masterful from the quarterback position, going 15-for-20 for 285 yards and two touchdowns in just over a half of playing time. Kyren Williams finished with 120 all-purpose yards and had two rushing touchdowns. Logan Diggs added two touchdowns, one on the ground and one receiving.

Notre Dame's defense continued its incredible form, scoring two defensive touchdowns and stifling the Georgia Tech offense. Jack Kiser recorded a pick-six in the first quarter and Myron Tagovailoa-Amosa scooped up a fumble forced by Isaiah Foskey and returned it 70-yards for a touchdown in the third quarter.

The Irish got off to a great start to open the game, scoring 10 points in the first five minutes. Chris Tyree started by returning a kick to midfield before Jonathan converted a 41-yard field goal to put Notre Dame up 3-0.

On Georgia Tech's first possession Isaiah Foskey got home with the pass rush, forcing the Yellow Jacket quarterback to hurry his throw, which was picked off by Jack Kiser and returned 43 yards for a touchdown, his second defensive touchdown of the season.

The Notre Dame defense forced a three-and-out on Georgia Tech's next drive to give the ball back to the offense. The Irish marched down the field with a nine play, 65-yard drive, capped off by an impressive nine-yard touchdown run from Williams to push the lead to 17-0 with just under five minutes left in the first quarter.

Another stop by the defense led to a quick score from the offense just before the end of the first quarter. Coan connected on a 52-yard touchdown pass to a wide open Mayer, the longest reception of his illustrious career, to make the score 24-0.

The Irish put up points on its fourth straight possession, scoring another touchdown, this time on a five-yard plunge from Diggs to push the lead to 31-0.

Notre Dame wasn't done scoring, as the hosts tacked on two more touchdowns before the break to extend the lead to 45-0 at the halftime break. Diggs scored his second touchdown of the day and the first receiving touchdown of his career with a 20-yard catch from Coan. Then Williams punched it in from a yard out to complete the incredible performance over the opening 30 minutes of play.

In the first half, Notre Dame didn't record a single punt in the first half, scoring six touchdowns and a field goal.

The Irish added 10 points in the third quarter, highlighted by the second defensive touchdown of the day. Isaiah Foskey recorded a strip sack and Tagovailoa-Amosa scooped up the fumble and took it 70 yards for the touchdown to make it a 55-0 game.

Score by Quarters		Q1	Q2	Q3	Q4	Total			
Georgia Tech (3-8)		0	0	0	0	0			
Notre Dame (10-1)		24	21	10	0	55			

Qtr	Time	Scoring Play	V-H
1st	12:35	J.Doerer 41 yd FG, 5-25, 02:25	0-3
	10:33	J.Kiser 43 yd interception return (J.Doerer kick), 01:57	0-10
	04:57	K.Williams 9 yd rush (J.Doerer kick), 9-65, 03:29	0-17
	00:08	M.Mayer 52 yd pass from J.Coan (J.Doerer kick), 4-69, 01:22	0-24
2nd	10:41	L.Diggs 5 yd rush (J.Doerer kick), 7-61, 03:45	0-31
	07:21	L.Diggs 20 yd pass from J.Coan (J.Doerer kick), 4-60, 01:47	0-38
	01:29	K.Williams 1 yd rush (H.Leonard kick), 7-89, 03:01	0-45
3rd	06:45	J.Doerer 26 yd FG, 6-86, 03:02	0-48
	04:50	M.Tagovailoa-Amosa 70 yd fumble return (#91 J.Bryan kick), 01:48	0-55

LEADERS - BOTH TEAMS								TEAM STATISTICS		
RUSHING	No.	Gain	Loss	Net	TD	LG	Avg			
Gibbs (GT)	12	58	0	58	0	17	4.8	First Downs	11	23
Buchner (ND)	5	79	12	67	0	68	13.4	Rushing Yards (Net)	128	212
PASSING	C-A-I	Yds	TD	Long	Sack					
Yates (GT)	14-28-1	96	0	22	6					
Coan (ND)	15-20-0	285	2	52	2					
RECEIVING	No.	Yds	TD	Long						
McGowan (GT)	4	13	0	7						
Williams (ND)	4	31	0	19						
TACKLES: Carpenter (GT) - 9, Bauer (ND) - 9								Passing Yards (Net)	96	302
								Total Offense	224	514
								Penalties/Yards	5-40	3-32
								Punts/Yards	10-354	3-114
								Interceptions/Yards	0-0	1-43
								Time of Possession	30:39	29:21
								Third-down Conversions	3-15	5-11
								Fourth-down Conversions	0-0	1-1



NOTRE DAME OPPOSING TEAM HOME FIELD ATTENDANCE RECORDS

Opponent	Stadium	Att. Record	Date	ND Rank	Opp Rank	Outcome
Air Force	Falcon Stadium	56,409	10/19/2002	7	18	W, 21-14
BYU	LaVell Edwards Stadium	66,247	10/16/1993	3		W, 45-20
Georgia	Sanford Stadium	93,246	9/21/2019	7	3	L, 17-23
Louisville	L&N Stadium	59,081	10/7/2023	10	25	L, 20-33
Northwestern	Ryan Field	55,752	10/27/1962		3	L, 6-35
Michigan	Michigan Stadium	115,109	9/7/2013	14	17	L, 30-41
Michigan State	Spartan Stadium	80,401	9/22/1990	1	24	W, 20-19
Southern Cal	L.A. Memorial Coliseum	105,236	12/6/1947	1	3	W, 38-7
Georgia Tech	Bobby Dodd Stadium	56,680	9/2/2006	2		W, 14-10
Temple	Lincoln Financial Field	69,280	10/31/2015	9	21	W, 24-20

NOTRE DAME ATTENDANCE RECORDS - NEUTRAL SITES

Opponent	Stadium	Att.	Date	ND Rank	Opp Rank	Outcome
BYU	Allegiant Stadium	62,742	10/8/2022		16	W, 28-20
Alabama	Hard Rock Stadium	80,120	1/7/2013	1	2	L, 14-42
Southern Cal	Soldier Field	120,000	11/26/1927			W, 7-6
Boston College	Fenway Park	38,686	11/21/2015	5		W, 19-16
Navy	Aviva Stadium (Dublin, Ireland)	49,000	8/26/2023	13		W, 42-3
Syracuse	MetLife Stadium	76,802	9/27/2014	8		W, 31-15
Army	Yankee Stadium	54,251	11/20/2010			W, 27-3
Oregon State	Chase Field (Insight Bowl)	45,917	12/8/2004			L, 21-38
Army	Shea Stadium	61,000	10/9/1965	7		W, 17-0
Miami FL	Sun Bowl Stadium	54,021	12/31/2010			W, 33-17
Oregon State	Sun Bowl Stadium*	48,223	12/29/2023	15	21	W, 40-8

*Sun Bowl Stadium was reconfigured in 2021 and the capacity crowd number dropped from Notre Dame's appearance in 2010.

NOTRE DAME ATTENDANCE TOP 10 APPEARANCES

Stadium	Opponent	Rank	Att.	Date	ND Rank	Opp Rank	Outcome
Cotton Bowl Stadium (Cotton Bowl)	Texas	2nd	76,601	1/2/1978	5	1	W, 38-10
Michie Stadium	Army	2nd	42,503	10/20/1973	8		W, 62-3
Tulane Stadium	Alabama	3rd	85,372	12/31/1973	3	1	W, 24-23
FedEx Stadium	Navy	3rd	78,844	11/14/1998	12		W, 30-0
Acrisure Field	Pitt	t-3rd	68,400	11/7/2015	8		W, 42-30
Kyle Field	Texas A&M	4th	107,315	8/31/2024	7	20	W, 23-13
Darrel K. Royal Stadium	Texas	4th	102,351	9/4/2016	10		L, 47-50 2OT
M&T Bank Stadium	Navy	4th	70,932	11/15/2008			W, 27-21
Sun Devil Stadium (Fiesta Bowl)	Ohio State	4th	76,196	1/2/2006	5	4	L, 20-34
State Farm Stadium (Fiesta Bowl)	Ohio State	5th	71,123	1/1/2016	8	7	L, 28-44
Sun Devil Stadium (Fiesta Bowl)	Oregon St.	5th	75,428	1/1/2001	10	5	L, 9-41
Superdome (Sugar Bowl)	Georgia	5th	77,895	1/1/1981	7	1	L, 10-17
Acrisure Field	Pittsburgh	6th	66,451	9/3/2005		23	W, 42-21
Beaver Stadium	Penn State	6th	110,078	9/8/2007		14	L, 10-31
Memorial Stadium	Clemson	7th	84,982	10/3/2015	6	12	L, 22-24
Superdome (Sugar Bowl)	LSU	6th	77,781	1/3/2007	11	4	L, 14-41
Sun Devil Stadium (Fiesta Bowl)	W. Virginia	6th	74,911	1/2/1989	1	3	W, 34-21

for college football games in all facilities listed above

NOTRE DAME ATTENDANCE NOTES

- Since Notre Dame began to establish its national brand in the 1920s, the Fighting Irish have been a sure-fire ticket selling game where ever their football schedule takes the team. Notre Dame owns attendance records at 10 opponent home venues across the country - by far the most of any FBS team (Florida State and Miami each have four such record games).
- The Irish also own nine attendance records at active neutral site venues, which includes Allegiant Stadium, Soldier Field, Hard Rock Stadium, Aviva Stadium in Dublin, Ireland and Sun Bowl Stadium.
- Notre Dame also owns several top-10 attendance numbers at stadiums across the country, which includes some of the top attendance marks at the Cotton Bowl, Fiesta Bowl, Sugar Bowl and other notable venues.
- The 2023 contest between Notre Dame and Duke in Wallace Wade Stadium was the most-attended Blue Devil home game since Nov. 11, 1989.
- Notre Dame's visit to No. 25 Louisville in 2023 set a new L&N Stadium record at 58,081.
- After setting a Sun Bowl Stadium record 13 years ago with 54,021 fans for a victory over Miami FL in 2010, Sun Bowl Stadium underwent a reconfiguration to drop the attendance number. For the 2023 game with Oregon State, Notre Dame again set the facility record at 48,223.

TELEVISION RATINGS

Notre Dame was among the top-15 most-viewed games in each of the 10 weeks the Irish were on a linear broadcast in 2023 and was among the top six most-watched games in six of those seven weeks. Notre Dame's regular-season finale at Stanford was on the Pac-12 Network and was not eligible to be rated or measured.

The Sun Bowl victory over Oregon State drew 3.26 million viewers and a 1.8 rating and was the 15th-most viewed bowl game from Dec. 26 through Jan. 1.

NOTRE DAME TELEVISION RATING WEEK-BY-WEEK

Wk.	Opponent	Network	Rating	Viewers	CFB Rating Ranking That Week
12	Wake Forest	NBC	0.9	1.48M	13
9	Clemson	ABC	1.9	3.24M	6
8	Pittsburgh	NBC	1.1	1.89M	11
7	Southern Cal	NBC	3.4	6.43M	2
6	Louisville	ABC	2.8	5.12M	3
5	Duke	ABC	2.9	5.32M	3
4	Ohio State	NBC	5.1	9.98M	2
2	NC State	ABC	1.7	2.93M	6
1	Tenn. State	NBC	0.9	1.56M	15
0	Navy	NBC	1.9	3.56M	1

- The 23-13 win at No. 20 Texas A&M in 2024 was the most-watched Saturday night football game in two years - 8.2 million viewers (the most since Notre Dame/Ohio State in 2022 with 10.5 million), and ABC's most-streamed regular season college football game ever.

2024 SCHEDULE/RESULTS

Date	ND Rank	Opp Rank	Opponent	Location	W/L	Score	Att	Leading Rusher	Leading Passer	Leading Receiver	Leading Tackler
8-31	7/7	20/20	at Texas A&M	Kyle Field	W	23-13	107,315	Love (91)	Leonard (158)	Collins (62)	Kiser (8)
9-7	5/7		Northern Illinois	Notre Dame Stadium	L	14-16	77,622	Love (79)	Leonard (163)	Collins (45)	Watts (8)
9-14	18/19		at Purdue	Ross-Ade Stadium	W	66-7	61,441	Love (109)	Leonard (112)	Raridon (30)	Heard II/Onye (4)
9-21	17/18		Miami (OH)	Notre Dame Stadium	W	28-3	77,622	Leonard (143)	Leonard (154)	Collins (60)	Traore/Kiser (5)
9-28	16/14	15/17	Louisville	Notre Dame Stadium	W	31-24	77,622	Leonard (52)	Leonard (163)	Greathouse (61)	Moore (7)
10-12	11/12		Stanford	Notre Dame Stadium	W	49-7	77,622	Love (53)	Leonard (229)	Collins (85)	Bowen (7)
10-19			at Georgia Tech	Mercedes-Benz Stadium							
10-26		25/RV	at Navy	MetLife Stadium							
11-9			Florida State	Notre Dame Stadium							
11-16			Virginia	Notre Dame Stadium							
11-23		23/24	Army	Yankee Stadium							
11-30		RV—	at Southern Cal	LA Memorial Coliseum							

NOTRE DAME SEASON NOTES

- Notre Dame will play at three professional sports stadiums in 2024: Yankee Stadium, Mercedes-Benz Stadium and MetLife Stadium
- Notre Dame is one of two schools in the country scheduled to play at three former Super Bowl sites this season (that do not serve as their home stadium) with games scheduled at Mercedes-Benz Stadium, MetLife Stadium and the Los Angeles Coliseum. They are joined by Navy, their opponent for the game at MetLife Stadium. Navy will also play at Raymond James Stadium and Rice Stadium in 2024.
- See page 25 for more information on games played in NFL stadiums.
- The Irish will again take part in the Shamrock Series in 2024, playing a home game away from home, this season vs. Army at Yankee Stadium. Notre Dame is 18-6-3 at Yankee Stadium.

ESPN’S COLLEGE GAME DAY - NOTRE DAME ON THE ROAD

The Irish are tied for sixth all-time in Game Day appearances with 37 combining visits by the show on campus, on the road or at a Shamrock Series venue (2021 vs. Wisconsin at Soldier Field). Notre Dame is 17-20 all-time with Game Day appearing to celebrate the match up. Notre Dame's most recent appearance was on Aug. 31, 2024, at Texas A&M, which averaged 2.5 million viewers. It marked the show's most-watched regular season episode since 2016.

Date		Opponent	W/L	ND	Opp	Corso Pick	Notes
9-4-1999	No. 16 Notre Dame	No. 7 Michigan	L	22	26	n/a	
11-6-1999	Notre Dame	No. 4 Tennessee	L	14	38	Tennessee	
9-8-2001	No. 17 Notre Dame	No. 5 Nebraska	L	10	27	Nebraska	
10-19-2002	No. 7 Notre Dame	No. 18 Air Force	W	21	14	Air Force	
10-26-2002	No. 6 Notre Dame	No. 11 Florida State	W	34	24	Florida State	
9-13-2003	No. 15 Notre Dame	No. 5 Michigan	L	0	38	Michigan	
9-18-2004	Notre Dame	Michigan State	W	31	24	Notre Dame	
11-27-2004	Notre Dame	No. 1 Southern Cal	L	10	41	Southern Cal	
9-3-2005	Notre Dame	No. 23 Pittsburgh	W	42	21	Pittsburgh	
9-2-2006	No. 2 Notre Dame	Georgia Tech	W	14	10	Notre Dame	
11-25-2006	No. 6 Notre Dame	No. 2 Southern Cal	L	24	44	Southern Cal	
9-10-2011	Notre Dame	Michigan	L	31	35	Michigan	
10-27-2012	No. 5 Notre Dame	No. 8 Oklahoma	W	30	13	Oklahoma	
11-24-2012	No. 1 Notre Dame	Southern Cal	W	22	13	Notre Dame	
1-7-2013	No. 1 Notre Dame	No. 2 Alabama	L	14	42	Notre Dame	Miami Gardens, FL
9-7-2013	No. 13 Notre Dame	No. 17 Michigan	L	30	41	Notre Dame	
10-18-2014	No. 5 Notre Dame	No. 2 Florida State	L	27	31	Florida State	
10-3-2015	No. 6 Notre Dame	No. 12 Clemson	L	22	24	Notre Dame	
10-31-2015	No. 9 Notre Dame	No. 21 Temple	W	24	20	Notre Dame	
11-11-2017	No. 3 Notre Dame	No. 7 Miami FL	L	8	41	Notre Dame	
9-21-2019	No. 7 Notre Dame	No. 3 Georgia	L	17	23	Georgia	
12-19-2020	No. 2 Notre Dame	No. 3 Clemson	L	10	34	Clemson	Bank of America Stadium
9-25-2021	No. 12 Notre Dame	No. 18 Wisconsin	W	41	13	Notre Dame	Soldier Field
9-3-2022	No. 5 Notre Dame	No. 2 Ohio State	L	10	21	Ohio State	
9-30-2023	No. 11 Notre Dame	No. 17 Duke	W	21	14	Notre Dame	
8-31-2024	No. 7 Notre Dame	No. 20 Texas A&M	W	23	13	Notre Dame	

COLLEGE FOOTBALL IN NFL STADIUMS

Notre Dame leads all FBS teams in number of different NFL stadiums played since 2016 (including 2024 schedule). This season alone, the Irish will play in two: Mercedes-Benz Stadium (Atlanta Falcons) and Metlife Stadium (New York Giants and New York Jets). It will be the first time in program history that the Irish will play in Mercedes-Benz Stadium.

Below is a list of teams which have played in six or more NFL stadiums since 2016, including stadiums that may no longer be NFL Stadiums in 2024, but were NFL stadiums at the time of the game played.

NFL Stadiums played since 2016	Team	Stadiums
12	Notre Dame	Arizona, Atlanta, Baltimore, Carolina, Chicago, Dallas, Jacksonville, Las Vegas, Los Angeles (Coliseum), Miami, New York, Pittsburgh
10	Clemson	Arizona, Atlanta, Carolina, Dallas, Jacksonville, Miami, New Orleans, Pittsburgh, San Francisco, Tampa Bay
8	BYU	Arizona, Las Vegas, Los Angeles (Coliseum), New England, New Orleans, San Diego, Tampa Bay, Washington
8	LSU	Atlanta, Arizona, Green Bay, Dallas, Houston, Las Vegas, New Orleans, Tampa Bay
8	Wisconsin	Carolina, Chicago, Dallas, Green Bay, Indianapolis, Las Vegas, Miami, Tampa Bay
7	Alabama	Atlanta, Dallas, Indianapolis, Miami, New Orleans, San Francisco, Tampa Bay
7	Georgia	Atlanta, Carolina, Indianapolis, Jacksonville, Los Angeles (SoFi), Miami, New Orleans
7	Georgia Tech	Atlanta, Detroit, Jacksonville, Miami, Philadelphia, Pittsburgh, Tampa Bay
7	Navy	Baltimore, Jacksonville, New England, New York, Philadelphia, Tampa Bay, Washington
7	Penn State	Arizona, Atlanta, Dallas, Detroit, Indianapolis, Pittsburgh, Tampa Bay
6	Cincinnati	Atlanta, Cincinnati, Dallas, Philadelphia, Pittsburgh, Tampa Bay
6	Florida	Atlanta, Dallas, Jacksonville, Las Vegas, Miami, Tampa Bay
6	Miami	Atlanta, Dallas, Miami, Philadelphia, Pittsburgh, Tampa Bay
6	Texas A&M	Carolina, Dallas, Denver, Houston, Jacksonville, Miami

Since 2016, Notre Dame will have played 16 games in NFL stadiums (including 2024), five postseason matchups and 11 regular-season contests. Note: L.A. Memorial Coliseum served as an NFL stadium from 2016-2019. Notre Dame has won its last three games played in NFL stadiums.

Date	Opponent	Site	Result	Notes
10-1-2016	Syracuse	MetLife Stadium	W, 50-33	
11-5-2016	Navy	Everbank Field	L, 27-28	
11-26-2016	Southern Cal	Los Angeles Memorial Coliseum	L, 27-45	
11-11-2017	Miami	Hard Rock Stadium	L, 8-41	
11-24-2018	Southern Cal	Los Angeles Memorial Coliseum	W, 24-17	
12-29-2018	Clemson	AT&T Stadium	L, 3-30	CFP Semifinal - Cotton Bowl Classic
10-24-2020	Pittsburgh	Heinz Field	W, 45-3	
12-19-2020	Clemson	Bank of America Stadium	L, 10-34	ACC Championship
1-1-2021	Alabama	AT&T Stadium	L, 14-31	CFP Semifinal - Rose Bowl Game
9-25-2021	Wisconsin	Soldier Field	W, 41-13	Shamrock Series
1-1-2022	Oklahoma State	State Farm Stadium	L, 35-37	Fiesta Bowl
10-8-2022	BYU	Allegiant Stadium	W, 28-20	Shamrock Series
11-12-2022	Navy	M&T Bank Stadium	W, 35-32	
12-30-2022	South Carolina	TIAA Bank Field	W, 45-38	Gator Bowl
10-19-2024	Georgia Tech	Mercedes-Benz Stadium	3:30 p.m. ET/ESPN	
10-26-2024	Navy	Metlife Stadium	Noon ET/ABC or ESPN	



2024 HONORS AND AWARDS

Freeman, Marcus	Allstate AFCA Good Works Team Honorary Head Coach	Kiser, Jack	2024 Team Captain
Baker, Tosh	Dodd Trophy Watch List		Allstate AFCA Good Works Team
Bauman, Kevin	2025 Senior Bowl Watch List		Wuerffel Trophy Semifinalist
Botelho, Jordan	Comeback Player of the Year Watch List		Campbell Trophy Semifinalist
	Notre Dame Defensive Player of the Game - Purdue		Butkus Award Watch List
	East-West Shrine Bowl 1000 Watch List	Leonard, Riley	East-West Shrine Bowl 1000 Watch List
Clark, Jordan	2025 Senior Bowl Watch List		2025 Senior Bowl Watch List
	East-West Shrine Bowl 1000 Watch List		2024 Team Captain
Collins, Beaux	2025 Senior Bowl Watch List		Top 25 Johnny Unitas Golden Arm Award
	2025 Senior Bowl Watch List		Senior Bowl Offensive Player of the Week - Louisville
Coogan, Pat	2025 Senior Bowl Watch List		Davey O'Brien Award Great 8 - Louisville
Cross III, Howard	Outland Trophy Player of the Week - Louisville		Notre Dame Offensive Player of the Game - Miami (OH)
	Outland Trophy Watch List	Love, Jeremiyah	Davey O'Brien Award Great 8 - Purdue
	Nagurski Trophy Watch List		Notre Dame Offensive Player of the Game - Texas A&M
	Bednarik Award Watch List		Walter Camp Player of the Year Watch List
	Walter Camp Player of the Year Watch List		Maxwell Award Watch List
	Lombardi Award Watch List		Davey O'Brien Award Watch List
	Lott IMPACT Trophy Watch List	Mills, Rylie	Johnny Unitas Golden Arm Award Watch List
	East-West Shrine Bowl 1000 Watch List		Jason Witten Collegiate Man of the Year Award Watch List
	<i>Sporting News</i> Preseason All-America First Team		Comeback Player of the Year Watch List
	<i>USA TODAY</i> Preseason All-America First Team	Mitchell, Kris	East-West Shrine Bowl 1000 Watch List
	Walter Camp Preseason All-America First Team		2025 Senior Bowl Watch List
	Associated Press Preseason All-America First Team		2024 Team Captain
	<i>The Athletic</i> Preseason All-America Second Team	Morrison, Benjamin	Outland Trophy Watch List
	Pro Football Focus Preseason All-America Second Team		Lombardi Award Watch List
	2025 Senior Bowl Watch List		2025 Senior Bowl Watch List
Evans, Mitchell	Mackey Award Watch List		Biletnikoff Award Watch List
	Biletnikoff Award Watch List		East-West Shrine Bowl 1000 Watch List
	Lombardi Award Watch List		2025 Senior Bowl Watch List
	East-West Shrine Bowl 1000 Watch List		2024 Team Captain
	<i>Sporting News</i> Preseason All-America Second Team		Paycom Jim Thorpe Award Watch List
	Associated Press Preseason All-America Second Team		Bednarik Award Watch List
	Pro Football Focus Preseason All-America Second Team		Lott IMPACT Trophy Watch List
Faison, Jordan	2025 Senior Bowl Watch List		<i>Sporting News</i> Preseason All-America First Team
Greathouse, Jaden	Burlsworth Trophy Walk-On of the Week - Louisville		ESPN Preseason All-America First Team
Harrison, Jayden	Earl Campbell Tyler Rose Award Watch List		<i>The Athletic</i> Preseason All-America First Team
	Paul Hornung Award Watch List		Pro Football Focus Preseason All-America First Team
	Jet Award Watch List		Walter Camp Preseason All-America Second Team
	Walter Camp Preseason All-America Second Team		<i>USA TODAY</i> Preseason All-America Second Team
	<i>Sporting News</i> Preseason All-America Second Team		Associated Press Preseason All-America Second Team
Hurleman, Max	<i>USA TODAY</i> Preseason All-America Second Team		2025 Senior Bowl Watch List
	Notre Dame Special Teams Player of the Game - Louisville		
Jeter, Mitch	Notre Dame Special Teams Player of the Game - Purdue		
	Lou Groza Award Star of the Week - Week 1 (Texas A&M)		
	2025 Senior Bowl Watch List		
	Notre Dame Special Teams Player of Game - Texas A&M		

Honors and Awards continued on next page

2024 HONORS AND AWARDS (CONT.)

Oben, RJ	East-West Shrine Bowl 1000 Watch List
	2025 Senior Bowl Watch List
Price, Jadarian	Doak Walker Award Watch List
Thomas, Jayden	2025 Senior Bowl Watch List
Traore, Boubacar	Notre Dame Defensive Player of the Game - Miami (OH)
Viliamu-Asa, Kyngstonn	2024 Polynesian College Football Player of the Year Award Watch List
	2024 Shaun Alexander Freshman of the Year Watch List
Watts, Xavier	2024 Team Captain
	Notre Dame Defensive Player of the Game - Louisville
	Notre Dame Defensive Player of the Game - Texas A&M
	Walter Camp Player of the Year Watch List
	Nagurski Trophy Watch List
	Paycom Jim Thorpe Award Watch List
	Bednarik Award Watch List
	Walter Camp Preseason All-America First Team
	<i>Sporting News</i> Preseason All-America First Team
	Associated Press Preseason All-America First Team
	<i>USA TODAY</i> Preseason All-America Second Team
	ESPN Preseason All-America Second Team
	<i>The Athletic</i> Preseason All-America Second Team
	East-West Shrine Bowl 1000 Watch List
	2025 Senior Bowl Watch List
Young, Bryce	Notre Dame Special Teams Player of the Game - Miami (OH)

AP TOP 25

Rk	Team (1st Place Votes)	Rec.	Points	Prev.
1	Texas (56)	6-0	1544	1
2	Oregon (6)	6-0	1493	3
3	Penn State	6-0	1380	4
4	Ohio State	5-1	1357	2
5	Georgia	5-1	1300	5
6	Miami (FL)	6-0	1232	6
7	Alabama	5-1	1127	7
8	LSU	5-1	994	13
9	Iowa State	6-0	982	11
10	Clemson	5-0	980	10
11	Tennessee	5-1	959	8
12	NOTRE DAME	5-1	914	11
13	BYU	6-0	889	14
14	Texas A&M	5-1	744	15
15	Boise State	5-1	597	17
16	Indiana	6-0	580	18
17	Kansas State	5-1	567	18
18	Ole Miss	5-2	511	9
19	Missouri	5-1	409	21
20	Pittsburgh	6-0	397	22
21	SMU	5-1	260	25
22	Illinois	5-1	249	23
23	Army	6-0	137	RV
24	Michigan	4-2	133	24
25	Navy	5-0	84	RV

Others receiving votes: Vanderbilt 68, Nebraska 62, Arizona St. 39, Oklahoma 36, Washington St. 32, Iowa 29, Texas Tech 18, Syracuse 13, Arkansas 13, Utah 7, **Louisville 6**, **Southern Cal 5**, Liberty 2, UNLV 1.

bold - 2024 Notre Dame opponents

AFCA TOP 25

Rk	Team (1st Place Votes)	Rec.	Points	Prev.
1	Texas (53)	6-0	1373	1
2	Oregon (2)	6-0	1322	3
3	Penn State	6-0	1220	5
4	Georgia	5-1	1189	4
5	Ohio State	5-1	1141	2
6	Miami (FL)	6-0	1105	6
7	Alabama	5-1	1010	7
8	LSU	5-1	914	10
9	Clemson	5-1	904	11
10	Tennessee	5-1	891	9
11	NOTRE DAME	5-1	838	12
12	Iowa State	6-0	823	13
13	BYU	6-0	686	15
14	Texas A&M	5-1	636	14
15	Ole Miss	5-2	524	8
16	Missouri	5-1	521	18
17	Kansas State	5-1	472	19
18	Indiana	6-0	462	20
19	Boise State	5-1	373	22
20	Pittsburgh	6-0	340	24
21	Illinois	5-1	231	23
22	Michigan	4-2	223	21
23	SMU	5-1	183	25
24	Army	6-0	104	RV
25	Nebraska	5-1	90	RV

Others receiving votes: Oklahoma 81; Arizona State 49; **Navy 37**; Utah 31; Vanderbilt 26; Syracuse 13; UNLV 12; Iowa 12; Texas Tech 9; Liberty 9; Washington State 8; Memphis 4; **Louisville 4**; James Madison 3; Tulane 2;

COLLEGE FOOTBALL PLAYOFF TOP 25

The first College Football Playoff Rankings will be released on Tuesday, November 5, and each following Tuesday, until Selection Sunday on December 8.

IRISH IN THE NFL - WEEK FIVE

Arizona Cardinals	OLB Julian Okwara
Atlanta Falcons	LB JD Bertrand
	DE Khalid Kareem - PS
Baltimore Ravens	OT Ronnie Stanley
	S Kyle Hamilton
Carolina Panthers	LS JJ Jansen
	TE Tommy Tremble
Chicago Bears	LS Scott Daly
	TE Cole Kmet
Cleveland Browns	LB Jeremiah Owusu-Koramoah
Dallas Cowboys	K Brandon Aubrey
	LB Marist Liufau
	RG Zack Martin
Denver Broncos	RB Audric Estimé - IR
	RT Mike McGlinchey - IR
Detroit Lions	S Brandon Joseph
	TE Brock Wright
	DL Chris Smith - PS
Houston Texans	OT Blake Fisher
	DT Kurt Hinish
	C/G Jarrett Patterson
Indianapolis Colts	LG Quenton Nelson
Kansas City Chiefs	LB Drue Tranquill
Las Vegas Raiders	S Thomas Harper
	TE Michael Mayer

Los Angeles Chargers	OT Joe Alt
	S Alohi Gilman
	CB Cam Hart
	C Sam Mustipher - PS
Los Angeles Rams	RB Kyren Williams
Miami Dolphins	OL Liam Eichenberg
	TE Durham Smythe
Minnesota Vikings	S Harrison Smith
	DL Jerry Tillery
New Orleans Saints	DE Isaiah Foskey
	K Blake Grupe
	WR Equanimeous St. Brown - PS
	WR Kevin Austin Jr. - PS
New York Giants	CB Nick McCloud
Pittsburgh Steelers	WR Ben Skowronek - IR
	OLB Adetokunbo Ogundeji - PS
San Francisco 49ers	LG Aaron Banks
Seattle Seahawks	S Julian Love
	WR Miles Boykin - PS
Tampa Bay Buccaneers	C Robert Hainsey
Washington Commanders	DE Javontae Jean-Baptiste
	DT Sheldon Day - PS

WEEK FIVE HIGHLIGHTS

- The Irish had 41 players on active NFL rosters for Opening weekend, the fourth-most of any school in the country.
 - Vikings S Harrison Smith became the seventh player in NFL history with more than 30 interceptions and more than 20 sacks, leading the team with six tackles (five solo) and a sack.
 - Falcons LB JD Bertrand made his first-career start, making five tackles (four solo)
 - Browns LB Jeremiah Owusu-Koramoah reeled in his third-career interception, adding five tackles (four solo), two TFL, a sack and a forced fumble.
 - Rams RB Kyren Williams rushed 22 times for 102 total yeads, adding a touchdown.

STARTER HISTORY

OFFENSE

Name	Pos.	2024	Streak	Career
Beaux Collins	TE	6	6	33*
Riley Leonard	QB	6	6	27*
Jeremiah Love	RB	6	7	7
Anthonie Knapp	OL	6	6	6
Aamil Wagner	OL	6	6	6
Sam Pendleton	OL	6	6	6
Kris Mitchell	WR	4	1	29*
Pat Coogan	OL	3	3	16
Rocco Spindler	OL	3	3	13
Jaden Greathouse	WR	3	2	8
Mitchell Evans	TE	2	2	17
Cooper Flanagan	TE	4	0	6
Jordan Faison	WR	2	0	4
Billy Schrauth	OL	3	0	6
Ashton Craig	OL	3	0	6
Jayden Harrison	WR	2	0	9*
Eli Raridon	TE	1	0	4
Jayden Thomas	WR	0	0	12
Tosh Baker	OL	0	0	4
Tyler Buchner (now a WR)	QB	0	0	4*
Davis Sherwood	TE	0	0	2
Steve Angeli	QB	0	0	1
Charles Jagusah	OL	0	0	1
Deion Colzie	WR	0	0	1
Max Hurleman (now a CB)	RB	0	0	23*

*Includes games started at another program

DEFENSE

Name	Pos.	2024	Streak	Career
RJ Oben	DL	6	13*	39*
Rylie Mills	DL	6	22	29
Howard Cross III	DL	6	19	27
Benjamin Morrison	CB	6	10	26
Jack Kiser	LB	6	7	24
Xavier Watts	S	6	23	23
Drayk Bowen	LB	6	6	6
Adon Shuler	S	6	6	6
Christian Gray	CB	5	1	5
Jordan Clark	S	4	1	26*
Junior Tuihalamaka	LB	1	1	2
Jaylen Sneed	LB	2	0	3
Boubacar Traore	DL	2	0	2
Leonard Moore	CB	1	0	1
Jordan Botelho	LB	3	0	17
Rod Heard II	S	0	0	31*
Quentin Autry	DL	0	0	9*
Joshua Burnham	DL	0	0	1

*Includes games started at another program

CAREER STARTS BY POSITION

WR	LT	LG	C	RG	RT	TE	WR or TE	QB	WR or TE	RB
Collins (33)	Knapp (6)	Coogan (13)	Craig (6)	Spindler (13)	Wagner (6)	Evans (17)	Harrison (9)	Leonard (27)	Mitchell (29)	Love (7)
Thomas (12)	Baker (2)	Pendleton (6)	Coogan (3)	Schrauth (6)	Baker (1)	Flanagan (6)	Greathouse (8)	Angeli (1)	Raridon (3)	Hurleman (23)
Faison (3)	Jagusah (1)					Sherwood (2)	Raridon (1)	Buchner (4)	Faison (1)	
									Baker (1)	
									Bauman (1)	
DL	DL	DL	DL	LB/DB	LB	LB	CB	S	S	CB
Cross III (27)	Oben (39)	Mills (29)	Botelho (17)	Clark (26)	Bowen (6)	Kiser (8)	Gray (5)	Heard II (31)	Watts (23)	Morrison (26)
	Autry (9)		Traore (2)	Kiser (16)		Tuihalamaka (1)	Moore (1)	Shuler (6)		
			Burnham (1)	Sneed (3)						
			Tuihalamaka (1)							

GAME BY GAME STARTERS - OFFENSE

[illegible]

GAME BY GAME STARTERS - DEFENSE

[illegible]

NOTRE DAME 20+ YARD PLAYS

YARDS	TYPE	PLAYERS	OPPONENT
70*	Rush	Jadarian Price	Purdue
53*	Pass	Riley Leonard to Beaux Collins	Stanford
50*	Rush	Riley Leonard	Miami (OH)
48*	Rush	Jeremiyah Love	Purdue
47*	Rush	Jadarian Price	Texas A&M
43	Rush	Riley Leonard	Miami (OH)
42	Pass	Steve Angeli to Jayden Harrison	Purdue
39*	Rush	Jeremiyah Love	Stanford
38*	Pass	Riley Leonard to Beaux Collins	Miami (OH)
34*	Pass	Riley Leonard to Jaden Greathouse	Louisville
34*	Rush	Riley Leonard	Purdue
34*	INT R	Boubacar Traore	Purdue
34*	Rush	Jeremiyah Love	Northern Illinois
34	Pass	Riley Leonard to Jayden Harrison	Louisville
34	INT R	Xavier Watts	Louisville
34	KOR	Jayden Harrison	Northern Illinois
32	Pass	Riley Leonard to Jeremiyah Love	Louisville
29	Rush	Steve Angeli	Purdue
29	Rush	Jeremiyah Love	Texas A&M
28*	Pass	Steve Angeli to Cooper Flanagan	Purdue
25	Pass	Riley Leonard to KK Smith	Stanford
25	Pass	Riley Leonard to Jeremiyah Love	Stanford
25	KOR	Jayden Harrison	Louisville
23	Pass	Riley Leonard to Jayden Thomas	Purdue
21	Rush	Riley Leonard	Miami (OH)
21	KOR	Jayden Harrison	Northern Illinois
21	Rush	Jeremiyah Love	Purdue
21*	Rush	Jeremiyah Love	Texas A&M
20	Pass	Riley Leonard to Beaux Collins	Texas A&M

*TOUCHDOWN PLAY

OPPONENT 20+ YARD PLAYS

YARDS	TYPE	PLAYERS	OPPONENT
83*	Pass	Ethan Hampton to Antario Brown	Northern Illinois
52	Pass	Hudson Card to Kam Brown	Purdue
47	FG BLK RT	Santana Banner	Northern Illinois
46	Rush	Tyler Shough	Louisville
43	Pass	Ethan Hampton to Antario Brown	Northern Illinois
34	Pass	Tyler Shough to Caullin Lacy	Louisville
33	INT RT	Amariyun Knighten	Northern Illinois
28	Rush	Antario Brown	Northern Illinois
27	Rush	Ashton Daniels	Stanford
27	Pass	Tyler Shough to Jamari Johnson	Louisville
27	Rush	Donald Chaney Jr.	Louisville
27	Pass	Tyler Shough to Ja'Corey Brooks	Louisville
25	KOR	Elijah Jackson	Purdue
24	Pass	Tyler Shough to Ja'Corey Brooks	Louisville
24	Pass	Tyler Shough to Caullin Lacy	Louisville
24	KOR	Terry Bussey	Texas A&M
21	Pass	Brett Gabbert to Cade McDonald	Miami (OH)
21	Pass	Hudson Card to Max Klare	Purdue
20	Pass	Ashton Daniels to Ismael Cisse	Stanford
20	Rush	Isaac Brown	Louisville
20	Rush	Kevin Davis	Miami (OH)
20	KOR	Elijah Jackson	Purdue

THIRD-DOWN CONVERSIONS

Conversions are defined as rushing for or receiving a pass that picks up a first down on third or fourth down.

Name	Total	TAMU	NIU	Purdue	Miami OH	Lville	Stanford	Ga Tech	Navy	Fla St	UVA	Army	USC
Riley Leonard	5	1	1	1	1	1	1						
Mitchell Evans	4		2	2									
Jayden Harrison	3			1	1	1							
Devyn Ford	2			1	1								
Jaden Greathouse	2	1					1						
Beaux Collins	1						1						
Deion Colzie	1				1								
Kris Mitchell	1				1								
Jadarian Price	1						1						
Eli Raridon	1						1						
Jayden Thomas	1			1									
Aneyas Williams	1			1									
Kedren Young	1						1						

FOURTH-DOWN CONVERSIONS

Name	Total	TAMU	NIU	Purdue	Miami OH	Lville	Stanford	Ga Tech	Navy	Fla St	UVA	Army	USC
Riley Leonard	3	1			1	1							
Steve Angeli	1						1						
Devyn Ford	1						1						
Jeremiyah Love	1						1						
Jayden Thomas	1					1							

THIRD-DOWN STOPS

Third-down stops defined as stopping opposing team short of the first-down marker, via tackle, a pass broken up, interception or quarterback hurry, no matter if the first down was later earned on fourth down.

Name	Total	TAMU	NIU	Purdue	Miami OH	Lville	Stanford	Ga Tech	Navy	Fla St	UVA	Army	USC
Adon Shuler	5	1		2	1	1							
Jaylen Sneed	5	2		1	1		1						
Rod Heard II	4		1	1		2							
Boubacar Traore	4			3	1								
Jordan Botelho	3	1	1	1									
Drayk Bowen	3		1		1	1							
Jack Kiser	3	1		1		1							
Rylie Mills	3		1				2						
Benjamin Morrison	3				1	1	1						
Kyngstonn Viliamu-Asa	3			2		1							
Xavier Watts	3				1	2							
Joshua Burnham	3		2				1						
Jordan Clark	2		1	1									
Howard Cross III	2	2											
Christian Gray	2	1	1										
Leonard Moore	2					1	1						
Jason Onye	2		1	1									
Bryce Young	2						2						
Jaiden Ausberry	1		1										
Donovan Hinish	1	1											
Karson Hobbs	1				1								
RJ Oben	1		1										
Junior Tuihalamaka	1				1								
Loghan Thomas	1					1							

FOURTH-DOWN STOPS

Name	Total	TAMU	NIU	Purdue	Miami OH	Lville	Stanford	Ga Tech	Navy	Fla St	UVA	Army	USC
Xavier Watts	3					3	1						
Christian Gray	2	1		1									
Jaiden Ausberry	1		1										
Howard Cross III	1						1						
Rod Heard II	1					1							
Donovan Hinish	1					1							
Ben Minich	1						1						
Adon Shuler	1				1								
Loghan Thomas	1						1						
Kyngstonn Viliamu-Asa	1						1						

NOTRE DAME SCORING DRIVES

DATE	OPPONENT	QTR/TIME	SCORING PLAY	PLAYS-YDS	TIME	SCORE (ND-OPP)
Aug. 31	Texas A&M	1st/06:39	Mitch Jeter 46 yd FG	9-47	04:28	3-3
Aug. 31	Texas A&M	2nd/08:32	Mitch Jeter 26 yd FG	7-21	02:35	6-6
Aug. 31	Texas A&M	3rd/06:50	Jadarian Price 47 yd rush (Mitch Jeter kick)	4-63	02:05	13-6
Aug. 31	Texas A&M	4th/01:54	Jeremiyah Love 21 yd rush (Mitch Jeter kick)	8-85	04:29	20-13
Aug. 31	Texas A&M	4th/00:30	Mitch Jeter 46 yd FG	4-5	01:04	23-13
Sept. 7	Northern Ill.	1st/08:28	Riley Leonard 11 yd rush (Mitch Jeter kick)	13-75	06:25	7-0
Sept. 7	Northern Ill.	3rd/08:34	Jeremiyah Love 34 yd rush (Mitch Jeter kick)	6-64	02:43	14-13
Sept. 14	Purdue	1st/12:50	Jeremiyah Love 48 yd rush (Mitch Jeter kick)	5-75	02:10	7-0
Sept. 14	Purdue	1st/01:53	Riley Leonard 3 yd rush (Mitch Jeter kick)	11-82	05:43	14-0
Sept. 14	Purdue	2nd/08:24	Riley Leonard 34 yd rush (Mitch Jeter kick)	7-68	03:16	21-0
Sept. 14	Purdue	2nd/02:10	Riley Leonard 13 yd rush (Mitch Jeter kick)	10-77	04:54	28-0
Sept. 14	Purdue	2nd/01:32	Boubacar Traore 34 yard interception return (Mitch Jeter kick)		00:38	35-0
Sept. 14	Purdue	2nd/00:04	Jadarian Price 70 yd rush (Mitch Jeter kick)	1-60	00:37	42-0
Sept. 14	Purdue	3rd/12:41	Cooper Flanagan 28 yd pass from Steve Angeli (Mitch Jeter kick)	2-32	00:40	49-0
Sept. 14	Purdue	3rd/05:39	Mitch Jeter 42 yd FG	7-51	03:54	52-7
Sept. 14	Purdue	4th/14:52	Kevin Bauman 8 yd pass from Steve Angeli (Zac Yoakam kick)	7-52	03:43	59-7
Sept. 14	Purdue	4th/05:44	Kenny Minchey 5 yd rush (Zac Yoakam kick)	3-31	01:31	66-7
Sept. 21	Miami (OH)	2nd/03:33	Riley Leonard 8 yd rush (Mitch Jeter kick)	10-87	04:59	7-3
Sept. 21	Miami (OH)	2nd/01:05	Beaux Collins 38 yd pass from Riley Leonard (Mitch Jeter kick)	6-81	00:56	14-3
Sept. 21	Miami (OH)	3rd/04:17	Jeremiyah Love 15 yd rush (Mitch Jeter kick)	7-60	03:00	21-3
Sept. 21	Miami (OH)	4th/05:39	Riley Leonard 50 yd rush (Mitch Jeter kick),	5-69	02:34	28-3
Sept. 28	Louisville	1st/07:22	Jeremiyah Love 6 yd rush (Mitch Jeter kick),	12-75	06:08	7-7
Sept. 28	Louisville	1st/04:59	Jaden Greathouse 34 yd pass from Riley Leonard (Mitch Jeter kick)	4-53	02:05	14-7
Sept. 28	Louisville	1st/02:40	Riley Leonard 4 yd rush (Mitch Jeter kick)	1-4	00:03	21-7
Sept. 28	Louisville	2nd/03:46	Mitch Jeter 48 yd FG	4-6	02:14	24-14
Sept. 28	Louisville	4th/09:16	Jeremiyah Love 32 yd pass from Riley Leonard (Mitch Jeter kick),	5-75	02:09	31-17
Oct. 12	Stanford	1st/01:27	Riley Leonard 6 yd rush (Mitch Jeter kick),	12-75	05:22	7-7
Oct. 12	Stanford	2nd/07:46	Jayden Thomas 15 yd pass from Riley Leonard (Zac Yoakam kick),	7-52	03:21	14-7
Oct. 12	Stanford	2nd/01:11	Kris Mitchell 5 yd pass from Riley Leonard (Zac Yoakam kick)	9-56	02:37	21-7
Oct. 12	Stanford	3rd/12:12	Jadarian Price 16 yd rush (Zac Yoakam kick)	2-17	00:40	28-7
Oct. 12	Stanford	3rd/06:49	Jeremiyah Love 39 yd rush (Zac Yoakam kick)	4-83	01:23	35-7
Oct. 12	Stanford	3rd/01:29	Eli Raridon 5 yd pass from Riley Leonard (Zac Yoakam kick)	5-64	02:37	42-7
Oct. 12	Stanford	4th/09:17	Aneyas Williams 19 yd rush (Marcello Diomede kick)	11-60	05:25	49-7

OPPONENT SCORING DRIVES

DATE	OPPONENT	QTR/TIME	SCORING PLAY	PLAYS-YDS	TIME	SCORE (ND-OPP)
Aug. 31	Texas A&M	1st/11:07	Randy Bond 34 yd FG	10-58	03:53	0-3
Aug. 31	Texas A&M	2nd/14:14	Randy Bond 49 yd FG	8-31	03:45	3-6
Aug. 31	Texas A&M	4th/11:49	Le'Veon Moss 1 yd rush (Randy Bond kick)	10-65	03:43	13-13
Sept. 7	Northern Ill.	1st/05:35	Antario Brown 83 yd pass from Ethan Hampton (Kanon Woodill kick)	5-98	02:51	7-7
Sept. 7	Northern Ill.	1st/02:13	Kanon Woodill 42 yd FG	5-30	01:28	7-10
Sept. 7	Northern Ill.	2nd/13:39	Kanon Woodill 21 yd FG	5-51	02:08	7-13
Sept. 7	Northern Ill.	4th/00:31	Kanon Woodill 35 yd FG	11-31	05:24	14-16
Sept. 14	Purdue	3rd/09:33	De'Nylon Morrisette 5 yd pass from Hudson Card (Spencer Porath kick)	6-75	03:08	49-7
Sept. 21	Miami (OH)	2nd/12:32	Dom Dzioban 26 yd FG	10-59	04:09	0-3
Sept. 28	Louisville	1st/13:30	Isaac Brown 10 yd pass from Tyler Shough (Brock Travelstead kick)	3-24	01:24	0-7
Sept. 28	Louisville	2nd/12:28	Ja'Corey Brooks 5 yd pass from Tyler Shough (Brock Travelstead kick)	3-9	01:30	21-14
Sept. 28	Louisville	4th/11:25	Brock Travelstead 56 yd FG	7-17	02:04	24-17
Sept. 28	Louisville	4th/05:17	Ja'Corey Brooks 24 yd pass from Tyler Shough (Brock Travelstead kick)	14-75	03:59	31-24
Oct. 12	Stanford	1st/06:49	Justin Lamson 1 yd rush (Emmet Kenney kick)	9-63	05:14	0-7



THE LAST TIME...

RUSHING

500 or more yards	515	at Boston College	2017
400 yards	451	Massachusetts	2015
300 yards	362	at Purdue	2024
200 yards	229	Stanford	2024
200 yards in the first half	278	at Purdue	2024
200 yards consecutive games	270	Miami (OH)	2024
	278	at Purdue	2024
three straight 200-yard rushing games	226	UNLV	2022
	246	at Syracuse	2022
	263	Clemson	2022
70 or more attempts	76	Michigan State	1991
60 attempts	63	Navy	2007
50 attempts	56	at Syracuse	2022
40 attempts	44	at Purdue	2024
40 attempts consecutive games	48	at Stanford	2023
	48	vs. Oregon State	2023
Average over 7.0 yards per attempt	7.5	Miami (OH)	2024
Eight or more rushing TDs	9	Pittsburgh	1965
Seven rushing TDs	7	at Boston College	2017
Six rushing TDs	6	at Purdue	2024
Five rushing TDs	6	at Purdue	2024
Four rushing TDs	4	Stanford	2024
Three rushing TDs	4	Stanford	2024

PASSING

500 or more yards	509	vs. Oklahoma State	2021
400 yards	434	New Mexico	2019
300 yards	342	Central Michigan	2023
60 or more attempts	68	vs. Oklahoma State	2021
50 attempts	53	Virginia Tech	2019
40 attempts	46	Cincinnati	2021
30 attempts	32	Northern Illinois	2024
35 or more completions	38	vs. Oklahoma State	2021
30 completions	35	at Clemson	2015
25 completions	27	at Stanford	2021
completions to 10 different receivers	11	Stanford	2024
6 or more TDs	6	Bowling Green	2019
5 TDs	5	Wake Forest	2023
4 TDs	4	at NC State	2023
3 TDs	3	Stanford	2024
5 or more interceptions thrown	7	Southern Cal	1967
4 interceptions thrown	4	at Arizona State	2014
3 interceptions thrown	3	at Louisville	2023

TOTAL OFFENSE

700 or more yards	710	Wake Forest	2017
650 yards	654	Syracuse	2015
600 yards	611	Boston College	2017
550 yards	578	at Purdue	2024
500 yards	578	at Purdue	2024
450 yads	477	Stanford	2024
400 yards	477	Stanford	2024
300 yards in the first half	390	at Purdue	2024

SCORING

scored 60 or more points	66	at Purdue	2024
50 points	66	at Purdue	2024
45 points	49	Stanford	2024
40 points	49	Stanford	2024
35 points	49	Stanford	2024
30 points	49	Stanford	2024
30 points in the first half	42	at Purdue	2024
21 or more points in a quarter	21(3rd)	Stanford	2024
21 or more points in the first quarter	21	Louisville	2024
21 or more points in the second quarter	28	at Purdue	2024
21 or more points in the third quarter	21	Stanford	2024
21 or more points in the fourth quarter	21	at NC State	2023
scored on the first 8 drives of the game (5 FG, 3 TD)	8	Boston College	2022
allowed 60 or more points		Never	
allowed 50 points	50	at Texas (2 OT)	2016
allowed 40 points	40	vs. Clemson	2020
allowed 30 points	31	at Clemson	2023
allowed 10 points or less	8	vs. Oregon State	2023
held scoreless	0-17	at Boston College	2008
held scoreless at home	0-38	Southern Cal	2007
held scoreless on the road	0-17	at Boston College	2008
held scoreless in the first half	0	Ohio State	2023
held scoreless in the second half	0	vs. Navy	2022
held without offensive TD	3-30	vs. Clemson	2019
held without offensive TD on the road	3-10	at NC State	2016
held without offensive TD at home	0-38	Southern Cal	2007
held opponent scoreless	44-0	Boston College	2022
held opponent scoreless in first half	42-0	at Purdue	2024
held opponent scoreless at home	44-0	Boston College	2022
held opponent scoreless on the road	17-0	at Purdue	1993
held opponent without offensive TD	28-3	Miami (OH)	2024
held opponent without offensive TD on the road	28-3	at Virginia	2021
held opponent without offensive TD at home	28-3	Miami (OH)	2024
held opponent scoreless neutral site	22-0	vs. Maryland	2002
held two opponents scoreless in a season	22-0	vs. Maryland	2002
	42-0	Rutgers	2002
held three opponents scoreless in a season	23-0	Purdue	1976
	49-0	at Northwestern	1976
	41-0	Oregon	1976



held four/five/six opponents scoreless in a season	35-0	vs. Army	1966
	32-0	North Carolina	1966
	38-0	at Oklahoma	1966
	40-0	Pittsburgh	1966
	64-0	Duke	1966
	51-0	at Southern Cal	1966
scored on the first play of the game	int return	at Syracuse	2022
		B. Joseph	29 yds

TURNOVERS

did not commit a turnover	0	at Purdue	2024
committed six or more turnovers	6	vs. Navy	1984
committed five turnovers	5	at Louisville	2023
lost four or more fumbles	4	Michigan State	1999
lost three fumbles	3	at Boston College	2020
recorded six or more takeaways	6	Michigan	2012
recorded five takeaways	5 (4 int, 1 fumble)	Pittsburgh	2023
recorded five takeaways, back-to-back games	5 (3 int, 2 fumble)	Southern Cal	2023
	5 (4 int, 1 fumble)	Pittsburgh	2023
returned an interception for a touchdown	1	at Purdue	2024
returned two interceptions for touchdowns	2	vs. Wisconsin	2021
returned two interceptions for touchdowns on back-to-back defensive possessions	2	Stanford	2002
returned a fumble for a touchdown	1	Southern Cal	2023
returned two fumbles for touchdowns	2	Stanford	2003
recovered fumble in end zone for a TD	1	Pittsburgh	2023
returned an interception for a TD, fumble return for a TD in same game		Georgia Tech	2021
returned two fumbles for a TD, interception for TD in same game		Purdue	2002

DEFENSE

held opponent to 100 or fewer rushing yards	38	at Purdue	2024
held opponent to 50 or fewer rushing yards	38	at Purdue	2024
100 or fewer passing yards	87	Stanford	2024
200 or fewer passing yards	87	Stanford	2024
100 or fewer passing yards, consecutive games	67	Tennessee State	2023
	43	vs. Navy	2023
200 or fewer total yards	200	at Purdue	2024
300 or fewer total yards	200	at Purdue	2024
300 or fewer total yards, consecutive games	162	at Purdue	2024
	229	Miami (OH)	2024
intercepted five or more passes	5	Michigan	2012
intercepted four passes	4	Pittsburgh	2023
intercepted three passes	4	Pittsburgh	2023
intercepted three passes, consecutive games	3	Southern Cal	2023
	4	Pittsburgh	2023
forced five or more fumbles	5	at Louisville	2019
forced four fumbles	4	Syracuse	2020

forced three fumbles	3	Southern Cal	2023
scored a safety		vs. Oregon State	2023
scored two safeties		Michigan State	1987
ND/opposing team each scored a safety		vs. Florida State	1995
recorded nine or more sacks	9	Rutgers	1996
eight sacks	8	Virginia	2019
seven sacks	7	at Virginia	2021
six sacks	6	Southern Cal	2023
held opponent without a rushing first down	0	vs. Oregon State	2023
held opponent to 10 or fewer first downs	6	at Purdue	2024
held opponent to just one 3rd down conversion	1-12	at Purdue	2024
held opponent without a 3rd down conversion	0-12	UNLV	2022

SPECIAL TEAMS

returned a punt for a touchdown	Pittsburgh	Chris Tyree (82 yds)	2023
returned two or more punts for a touchdown	Pittsburgh	Allen Rossum (55 yds) Allen Rossum (83 yds) Autry Denson (74 yds)	1996
100 more punt return yards	Pittsburgh	102	2023
returned a blocked punt for a TD	Clemson	Prince Kollie (17 yds)	2022
returned a kickoff for a touchdown	Southern Cal	Jadarian Price (99 yds)	2023
returned 2 kickoffs for touchdowns	Pittsburgh	Allen Rossum (93 yds) Jarious Jackson (40 yds)	1997
returned a punt for TD, kickoff for TD in the same game	Nebraska	Joey Getherall (punt, 83 yds) Julius Jones (kick, 100 yds)	2000
returned a blocked FG for a TD	at Stanford	J. Jean-Baptiste (60)	2023
returned a kick for a TD and a blocked PAT in the same game	Syracuse	CJ Sanders (kick) Cole Luke (PAT blk)	2016
blocked a punt	vs. Navy	Jack Kiser	2022
blocked two punts	UNLV	Isaiah Foskey (both)	2022
blocked two consecutive punts	UNLV	Isaiah Foskey (both)	2022
blocked punt in consecutive games	Stanford & UNLV		2022
blocked punt in three cons. games	at Syracuse	Clarence Lewis	2022
blocked punt in four cons. games	Clemson	Jordan Botelho	2022
blocked punt in five cons. games	vs. Navy	Jack Kiser	2022
spoiled a fake punt attempt	vs. Oregon State	Joshua Burnham	2023
punted 10 or more times	at Michigan		2019
did not punt	vs. Navy		2023
blocked a field goal	Miami (OH)	Bryce Young	2024
had a field goal blocked	Northern Illinois	two	2024
blocked a PAT kick	Florida State	Jerry Tillery	2018
scored on a blocked PAT kick	Florida State	Julian Love	2018
missed a PAT kick	Pittsburgh		2023
had a PAT kick blocked	Florida State		2018
opponent scored on blocked PAT	Northwestern		2014
had a punt blocked	Northwestern		2018
two-point conversion	at Duke	Rico Flores Jr. catch	2023
missed two-point conversion	at Southern Cal	pass failed	2022
stopped 3 two-point conv. attempts	at North Carolina		2022
recovered two opponent onside kicks	vs. Navy	P. Kollie, M. Salerno	2022



successful onside kick	Wake Forest		2023
------------------------	-------------	--	------

MISCELLANEOUS

had 35 or more first downs	35	at North Carolina	2022
had 30 or more first downs	35	at North Carolina	2022
had 25 or more first downs	27	at Purdue	2024
had 20 or more first downs	24	Stanford	2024
ND was not penalized		at LSU	1997
had 10 or more penalties	11	at Texas A&M	2024
has 120 or more yards in penalties	120	at Rutgers	2000
had 40 or more minutes of possession time	40:55	vs. BYU	2022
had 35 or more minutes of possession time	35:43	at Purdue	2024
was involved in a tie game	17-17	at Southern Cal	1994
was involved in an overtime game	41-38	at Florida State	2021
was involved in a 2 OT overtime game	47-40	Clemson	2020
was involved in a 3 OT overtime game	29-26	Pittsburgh	2012
was involved in a 4 OT overtime game	33-36	Pittsburgh	2008
game-winning score in last minue	0:31	at Duke	2023
Audric Estimé 30-yard rush			
Notre Dame scored on offense, defense and special teams		Southern Cal	2023
pass TD, rush TD, fumble return, kick return			
Notre Dame scored on offense, defense and special teams, consecutive game		Southern Cal	2023
pass TD, rush TD, fumble return, kick return			
		Pittsburgh	2023
pass TD, rush TD, interception return, punt return			

NOTRE DAME PLAYER RUSHING

rushed for 100 yards in 1st half	100	Riley Leonard	at Purdue	2024
rushed for 100 yards	143	Riley Leonard	Miami (OH)	2024
rushed for 125 yards	143	Riley Leonard	Miami (OH)	2024
rushed for 150 yards	238	Audric Estimé	at Stanford	2023
rushed for 175 yards	238	Audric Estimé	at Stanford	2023
rushed for 200 yards	238	Audric Estimé	at Stanford	2023
rushed for 250 yards	262	Julius Jones	at Pittsburgh	2003
QB rushed for 200 yards	207	Brandon Wimbush	at Boston College	2017
QB rushed for 100 yards	143	Riley Leonard	Miami (OH)	2024
player rushed for 100 yards in consecutive games		Riley Leonard		
	143	Riley Leonard	Miami (OH)	2024
	100	Riley Leonard	at Purdue	2024
two players rush for over 100 yards	109	Jeremiyah Love	at Purdue	2024
	100	Riley Leonard	at Purdue	2024
three players rush for over 100 yds	128	DeShone Kizer	at Stanford	2015
	161	Josh Adams	at Stanford	2015
	124	Dexter Williams	at Stanford	2015
rushed 40 or more times	40	Allen Pinkett	at LSU	1984
rushed 35 times	35	Julius Jones	BYU	2003

rushed 30 times	32	James Aldridge	Navy	2007
rushed 25 times	25	Audric Estimé	at Stanford	2023
two players rush 20 times	20	Audric Estimé	at Syracuse	2022
	20	Logan Diggs	at Syracuse	2022
rushed for 4 or more TDs	4	Audric Estimé	at Stanford	2023
rushed for 3 TDs	3	Riley Leonard	at Purdue	2024
rushed for 2 TDs	2	Riley Leonard	Miami (OH)	2024
Rushed for multiple TDs in consecutive games		Riley Leonard		
	2	Riley Leonard	Miami (OH)	2024
	3	Riley Leonard	at Purdue	2024
had a run of 90 yards or more	91	Kyren Williams	North Carolina	2021
had a run of 80 yards or more	80	Audric Estimé	at NC State	2023
had a run of 70 yards or more	70	Jadarian Price	at Purdue	2024
had a run of 60 yards or more	70	Jadarian Price	at Purdue	2024
had a run of 50 yards or more	50	Riley Leonard	Miami (OH)	2024

PASSING

passed for 500 or more yards	509	Jack Coan	vs. Oklahoma St.	2021
passed for 400 yards	509	Jack Coan	vs. Oklahoma St.	2021
passed for 300 yards	330	Sam Hartman	Central Michigan	2023
attempted 60 or more passes	68	Jack Coan	vs. Oklahoma St.	2021
attempted 50 passes	53	Ian Book	Virginia Tech	2019
attempted 40 passes	40	Ian Book	Boston College	2019
attempted 30 passes	32	Riley Leonard	Northern Illinois	2024
completed 30 or more passes	38	Jack Coan	vs. Oklahoma St.	2021
completed 20 passes	21	Sam Hartman	Wake Forest	2023
threw six touchdowns	6	Brady Quinn	BYU	2005
threw five touchdowns	5	Jack Coan	vs. Oklahoma St.	2021
threw four touchdowns	4	Sam Hartman	Wake Forest	2023
threw three touchdowns	3	Riley Leonard	Stanford	2024
threw five or more interceptions	5	Terry Hanratty	Southern Cal	1967
threw four interceptions	4	Everett Golson	at Arizona State	2014
threw three interceptions	3	Sam Hartman	at Louisville	2023
completed a pass of 90 yds or more	95	Dayne Crist	Michigan	2010
completed a pass of 80 yds or more	83	Brandon Wimbush	at Stanford	2017
completed a pass of 70 yds or more	76	Sam Hartman	Central Michigan	2023
completed a pass of 60 yds or more	60	Sam Hartman	Pittsburgh	2023
completed a pass of 50 yds or more	53	Riley Leonard	Stanford	2024
finished first half w/o incompletion	8-8	Drew Pyne	at Southern Cal	2022
completed 10 straight passes	15	Drew Pyne	at Southern Cal	2022
completed 15 consecutive passes	15	Drew Pyne	at Southern Cal	2022
consecutive completions to start a game	15	Drew Pyne	at Southern Cal	2022
consecutive passing attempts without an interception to start the season	150	Sam Hartman		2023



RECEIVING

caught 10 or more passes	11	Michael Mayer	vs. BYU	2022
caught 7 passes	8	Rico Flores Jr.	Wake Forest	2023
had 200 or more yards	201	Golden Tate	at Stanford	2009
had 175 yards	180	Chase Claypool	Wake Forest	2017
had 150 yards	180	Chase Claypool	Wake Forest	2017
had 100 yards	115	Jordan Faison	vs. Oregon State	2023
had 2/3 receivers with 100+ yds	136	Lorenzo Styles	vs. Oklahoma St.	2021
	115	Chris Tyree	vs. Oklahoma St.	2021
	105	Kevin Austin	vs. Oklahoma St.	2021
caught a 75 yd pass	76	Chris Tyree	Central Michigan	2023
two receptions over 75 or more	75	Tobias Merriweather	Central Michigan	2023
	76	Chris Tyree	Central Michigan	
caught 4 or more TDs	4	Chase Claypool	Navy	2019
caught 3 or more TDs	3	Javon McKinley	Syracuse	2020
caught 3 or more TDs in one half	3	Ben Skowronek	at Boston College	2020
caught 2 or more TDs	2	Holden Staes	at NC State	2023

TOTAL OFFENSE

had 500 or more total yards	505	Jack Coan	vs. Oklahoma St.	2021
had 400 total yards	406	Ian Book	New Mexico	2019
had 100 yard passing, 100 rushing	154 143	Riley Leonard	Miami (OH)	2024
had 3 RB with 100+ scrimmage yards	134	Audric Estimé	at North Carolina	2022
	111	Chris Tyree	at North Carolina	2022
	115	Logan Diggs	at North Carolina	2022

SCORING

accounted for 6 or more TDs	6	Ian Book	New Mexico	2019
accounted for 5 or more TDs	5	Tyler Buchner	vs. South Carolina	2022
accounted for 4 or more TDs	4	Riley Leonard	Stanford	2024
accounted for 3 or more TDs	3	Riley Leonard	Miami (OH)	2024

DEFENSE

3 or more interceptions	3	Benjamin Morrison	Boston College	2022
2 interceptions	2	Xavier Watts	Pittsburgh	2023
2 int. in back-to-back games	2	Xavier Watts	Southern Cal	2023
	2	Xavier Watts	Pittsburgh	2023
interception in 3 straight games	3	Xavier Watts	Southern Cal Pittsburgh at Clemson	2023
intercepted a pass against same opponent, consecutive meetings		AJani Sanders	Arizona State	1998 1999
interception return for a TD	1	Boubacar Traore	at Purdue	2024
returned 2 interceptions for TDs, same game		Jack Kiser (66 yds)	vs. Wisconsin	2021
		Drew White (48 yds)		
interception return for a TD, consecutive games		Tom Zbikowski	Tennessee BYU	2005
forced 2 fumbles	2	Howard Cross III	at Duke	2023
recovered 3 fumbles			never	

recovered 2 fumbles	2	Nick McCloud	vs. Clemson	2020
fumble return for TD		Ramon Henderson (in end zone)	Pittsburgh	2023
2 fumble returns for a TD	2	Tony Driver (24, 22 yards)	Navy	2000
20 or more tackles	21	Manti Te'o	Stanford	2010
15 tackles	17	Te'von Coney	vs. LSU	2017
10 tackles	11	JD Bertrand	Southern Cal	2023
2 players, 10 tackles, same game	13	Howard Cross III	at Duke	2023
	11	JD Bertrand	at Duke	2023
defensive lineman 10 tackles	13	Howard Cross III	at Duke	2023
defensive lineman interception return for a touchdown	34	Boubacar Traore	at Purdue	2024
defensive lineman fumble return for a touchdown	70	Myron Tagovailoa-Amosa	Georgia Tech	2021
4.0 or more sacks	4.0	Jerry Tillery	Stanford	2018
3.0 sacks	3.0	Isaiah Foskey	UNLV	2022
2.0 sacks	2.0	Howard Cross III	Stanford	2024
INT, FF, FR in same game		Xavier Watts	Southern Cal	2023
INT, FF, FR, def TD in same game		Xavier Watts	Southern Cal	2023
2 INT, FF, FR for a TD		Xavier Watts	Southern Cal	2023

SPECIAL TEAMS

scored 17 or more points kicking	17	Jonathan Doerer	vs. Clemson	2020
scored 15 points kicking	17	Jonathan Doerer	vs. Clemson	2020
scored 10 points kicking	11	Mitch Jeter	at Texas A&M	2024
5 or more field goals	5	Kyle Brindza	vs. Rutgers	2013
4 field goals	4	Jonathan Doerer	vs. Clemson	2020
2 field goals of 50 yards or more	2	Spencer Shrader	at Louisville	2023
longest field goal	54	Spencer Shrader	at NC State	2023
	54	Spencer Shrader	at Louisville	2023
field goal of 50 yards or more	54	Spencer Shrader	at Louisville	2023
punted over 70 yards	72	Jay Bramblett	vs. Wisconsin	2021
punted over 60 yards	61	Jon Sot	Marshall	2022
punted 10 or more times	10	Jay Bramblett	at Michigan	2019
returned a kickoff for a TD	99	Jadarian Price	Southern Cal	2023
returned 2 kickoffs for a TD	89 92	Raghib Ismail	at Michigan	1989
returned 2 kickoffs for a TD, same season	92 93	C.J. Sanders	vs. Army vs. Syracuse	2016
175 yards or more on kickoff returns	182	C.J. Sanders	at Stanford	2015
100 yards or more on kickoff returns	132	Chris Tyree	vs. Wisconsin	2021
returned a blocked PAT for 2 pts		Julian Love	Florida State	2018
returned a blocked FGA for a TD	60	J. Jean-Baptiste	at Stanford	2023
returned a punt for a touchdown	82	Chris Tyree	Pittsburgh	2023
returned 2 punts for a TD, same game	55 83	Allen Rossum	Pittsburgh	1996
returned a punt for a TD, interception for a TD same game		Tom Zbikowski	Tennessee	2005
100 yards or more on punt returns	101	Golden Tate	at Pittsburgh	2009



THE LAST TIME AN OPPOSING TEAM...

RUSHING

400 or more yards	411	Pittsburgh	1975
300 yards	303	Michigan	2019
200 yards	204	at Southern Cal	2022
50 or more rushing attempts	64	Navy	2019
5 or more rushing TDs	5	Texas	2016
4 rush TDs	4	at Southern Cal	2022
two players with 100+ rushing yards in a game	2	BYU	2013
Taysom Hill - 100; Paul Laskike - 101			

PASSING

400 or more yards	439	Clemson	2020
300 yards	301	at North Carolina	2022
60 or more passing attempts	60	Tennessee	1990
50 passing attempts	51	vs. Oklahoma St.	2021
40 passing attempts	41	Louisville	2024
30 or more pass completions	34	vs. Oklahoma St.	2021
5 or more passing TDs	5	at North Carolina	2022
4 passing TDs	4	vs. Oklahoma St.	2021
3 passing TDs	3	vs. South Carolina	2022

TOTAL OFFENSE

600 or more yards	605	vs. Oklahoma St.	2021
500 yards	564	North Carolina	2021
400 yards	436	at Southern Cal	2022
90 or more plays	95	vs. Oklahoma St.	2021
80 plays	81	Stanford	2022
75 plays	76	Louisville	2024

SCORING

60 or more points		never	
50 points	50	at Texas	2016
40 points	40	Clemson	2020
30 points	31	at Clemson	2023
scored a two-point conversion		vs. Navy (twice)	2022

TURNOVERS

did not commit a turnover		Northern Illinois	2024
3 or more fumbles lost	3	Clemson	2020
5 or more interceptions	5	Southern Cal	1967
4 interceptions	4	Pittsburgh	2023
3 interceptions	4	Pittsburgh	2023
returned an interception for a touchdown		at Clemson	2023
J. Trotter - 28 yards			
returned two interceptions for a touchdown		vs. South Carolina	2022
O'Donnell Fortune - 100 yards			
DQ Smith - 47 yards			
returned a fumble for a touchdown		at Georgia Tech	2020
Zamari Walton - 93 yards			

DEFENSE

held ND to 10 or fewer first downs	10	at NC State	2016
scored a safety		Stanford	2016
held ND to 50 or fewer rushing yards	44	at Louisville	2023
held ND to 200 or fewer passing yards	163	Louisville	2024
held ND to 100 or fewer passing yards	85	Clemson	2022
held ND to 300 or fewer total yards	280	Louisville	2024
held ND to 200 or fewer total yards	180	at Michigan	2019
posted five or more sacks	5.0	at Louisville	2023

SPECIAL TEAMS

returned a punt for a touchdown	at Southern Cal	Adore Jackson (55 yds)	2016
returned a blocked punt for a TD	NC State	Germain Pratt (0 yds)	2017
returned a kickoff for a TD	Pittsburgh	Maurice French (99 yds)	2018
returned kickoff, punt in same game	at Southern Cal	Adore Jackson (55 yd PR; 97 yd KR)	2016
punted 10 or more times	Purdue	10	2024
did not punt	Miami FL		1985
missed a PAT kick attempt	vs. Navy		2022

MISCELLANEOUS

had 30 or more first downs	34	vs. Oklahoma St.	2021
had 20 first downs	23	Southern Cal	2023
had 10 or more penalties	10	Miami (OH)	2024
had 100 or more yards in penalties	100	Miami (OH)	2024
had 35 or more minutes of possession time	35:23	at Southern Cal	2022
had 100-yd receiver, 100-yd rusher		vs. Oklahoma St.	2021
Spencer Sanders, 125 rushing; Brennan Presley 137 receiving; Tay Martin 104 receiving			
had 2 players with 100 receiving yards		vs. Oklahoma St.	2021
Brennan Presley, 137; Tay Martin 104			

AN OPPOSING PLAYER
RUSHING

rushed for 100 yards	186	Phil Mafah	at Clemson	2023
rushed for 150 yards	186	Phil Mafah	at Clemson	2023
rushed for 200 yards	210	Alexander Teich	Navy	2010
rushed for 300 yards	303	Tony Dorsett	Pittsburgh	1975
rushed 40 or more times	42	Craig Heyward	Pittsburgh	1987
rushed 30 times	36	Phil Mafah	at Clemson	2023
rushed 25 times	36	Phil Mafah	at Clemson	2023
rushed for 5 or more TDs	5	Walter Reyes	at Syracuse	2003
rushed for 4 TDs	4	Ezekiel Elliott	vs. Ohio State	2015
rushed for 3 TDs	3	Caleb Williams	at Southern Cal	2022
rushed for 2 TDs	2	Phil Mafah	at Clemson	2023
a rush of 80 yards or more	89	Jashaun Corbin	at Florida State	2021
a rush of 70 yards	74	Courtney Reese	UNLV	2022
a rush of 60 yards	61	TreVeyon Henderson	Ohio State	2023
a rush of 50 yards	61	TreVeyon Henderson	Ohio State	2023

PASSING

passed for 300 yards	301	Drake Maye	at North Carolina	2022
passed for 400 yards	439	D.J. Uiagalelei	Clemson	2020
passed for 500 yards		never		
attempted 60 or more passes	60	Andy Kelly	Tennessee	1990
attempted 50 passes	51	Spencer Sanders	vs. Oklahoma St.	2021
attempted 40 passes	41	Tyler Shough	Louisville	2024
completed 30 passes	34	Spencer Sanders	vs. Oklahoma St.	2021
completed 20 passes	24	Tyler Shough	Louisville	2024
threw 6 or more TDs	6	Cody Kessler	Southern Cal	2014
threw 5 TDs	5	Drake Maye	at North Carolina	2022
threw 4 TDs	4	Spencer Sanders	vs. Oklahoma St.	2021
completed 90-yard or more pass	97	Kyle Orton	Purdue	2004
completed 80-yard pass	83	Ethan Hampton	Northern Illinois	2024
completed 70-yard pass	83	Ethan Hampton	Northern Illinois	2024
completed 60-yard pass	83	Ethan Hampton	Northern Illinois	2024

RECEIVING

caught 15 or more passes	15	Drake London	Southern Cal	2021
caught 10 passes	11	Emeka Egbuka	at Ohio State	2022
	11	Marvin Harrison Jr.	at Ohio State	2022
had 200 or more yards receiving	238	Selwyn Lymon	Purdue	2006
had 150 yards receiving	150	Antoine Green	at North Carolina	2022
had 100 yards receiving	126	Antario Brown	Northern Illinois	2024
caught 3 or more TD passes	3	Tay Martin	vs. Oklahoma St.	2021

SCORING

accounted for 7 or more TDs	7	Spencer Sanders	vs. Oklahoma St.	2021
accounted for 6 TDs	6	Cody Kessler	Southern Cal	2014
accounted for 5 TDs	5	Drake Maye	at North Carolina	2022

DEFENSE

3 or more interceptions	3	Rod Johnson	NC State	2003
2 interceptions	2	Devin Neal	at Louisville	2023
3.0 or more sacks	3.0	Bradley Chubb	NC State	2016
2.0 sacks	2.0	Jeremiah Trotter	at Clemson	2023

SPECIAL TEAMS

kicked 4 or more field goals	4	Brock Travelstead	at Louisville	2023
kicked a 50-yd or more field goal	56	Brock Travelstead	Louisville	2024
kicked a punt of 65 or more yards	65	Jake Bailey	Stanford	2017
totaled 100 or more KR yards	122	Damond Phiyaw-Johnson	Duke	2019

GAME 1 - TEXAS A&M

Aug. 31, 2024 | Kyle Field (College Station, TX)

[7/7] NOTRE DAME	23
[20/20] TEXAS A&M	13

The University of Notre Dame football team (1-0) put together a clutch eight-play, 85-yard drive in the game's final six minutes to defeat Texas A&M (0-1) 23-13 at Kyle Field on Saturday evening.

The defensive battle saw Notre Dame take a seven-point lead in the third quarter on a long run from Jadarian Price, but the home team fought back to tie the game early in the fourth quarter. The Irish then found their offense with two first down passes, then two first-down runs to melt the clock down into the game's final minutes. Jeremiah Love then burst through the right side for a 21-yard game-winning touchdown run.

The stifling Irish pass defense, which held Texas A&M to just 100 passing yards, shut down the final Aggie drive and Mitch Jeter kicked his third field goal of the night, a 46-yarder, to seal the victory.

Love finished with 91 yard rushing on 14 attempts, while Price added 44 and starting quarterback Riley Leonard contributed 63 yards rushing and 158 passing yards. Jack Klsr (eight tackles) and Jordan Bothelho (a career-high six tackles) led the stifling Irish defensive effort that also included interceptions from Xavier Watts and Adon Shuler

SCORE BY QUARTERS

	1	2	3	4	FINAL
Notre Dame	3	3	7	10	23
Texas A&M	3	3	0	7	13

SCORING SUMMARY

1st	11:07	A&M	R.Bond 34 yd FG, 10-58, 03:53
	06:39	ND	M.Jeter 46 yd FG, 9-47, 04:28
2nd	14:14	A&M	R.Bond 49 yd FG, 8-31, 03:45
	08:32	ND	M.Jeter 26 yd FG, 7-21, 02:35
3rd	06:50	ND	J.Price 47 yd rush (M.Jeter kick), 4-63, 02:05
4th	11:49	A&M	L.Moss 1 yd rush (R.Bond kick), 10-65, 03:43
	01:54	ND	J.Love 21 yd rush (M.Jeter kick), 8-85, 04:29
	00:30	ND	M.Jeter 46 yd FG, 4-5, 01:04

TEAM STATISTICS

	ND	A&M
FIRST DOWNS	18	17
RUSHES-YARDS (NET)	34-198	38-146
PASSING YARDS (NET)	158	100
Passes Att- Comp-Int	30-18-0	30-12-2
TOTAL OFFENSE PLAYS-YARDS	64-356	68-246
Fumble Returns-Yards	0-0	0-0
Punt Returns-Yards	0-0	2-18
Kickoff Returns-Yards	1-19	2-41
Interception Returns-Yards	2-12	0-0
Punts (Number-Avg)	5-42.8	4-54.0
Fumbles-Lost	1-0	0-0
Penalties-Yards	11-99	6-55
Possession Time	31:35	28:25
Third-Down Conversions	2-12	4-13
Fourth-Down Conversions	1-2	0-2
Red-Zone Scores-Chances	1-1	2-2

Rushing: Notre Dame- Jeremiah Love 14-91-1, Riley Leonard 12-63, Jadarian Price 8-44-1. Texas A&M- Le'Veon Moss 20-70-1, Conner Weigmen 7-26, E.J. Smith 4-24, Amari Daniels 5-20, Jahdae Walker 1-6, Terry Bussey 1-0.

Passing: Notre Dame- Riley Leonard 18-158. Texas A&M- Conner Weigmen 12-100

Receiving: Notre Dame- Beaux Collins 5-62, Jaden Greathouse 3-26, Cooper Flanagan 2-25, Jordan Faison 2-12, Jayden Harrison 2-4, Jayden Thomas 1-14, Kris Mitchell 1-12, Jeremiah Love 1-3, Devyn Ford 1-0. Texas A&M- Jahdae Walker 6-31, Cyrus Allen 2-28, Le'Veon Moss 2-13, Tre Watson 1-18, Noah Thomas 1-10.

GAME 2 - NIU

Sept. 7, 2024 | Notre Dame Stadium (South Bend, IN)

NORTHERN ILLINOIS	16
[5/7] NOTRE DAME	14

In front of a sold out crowd at Notre Dame Stadium, the fifth-ranked Fighting Irish (1-1) were upset in their home opener against the Northern Illinois Huskies (2-0), falling 16-14 on a 35-yard field goal with 31 seconds remaining.

Notre Dame looked promising to start the game. On its very first drive, they were led down the field by quarterback Riley Leonard as he gained yards through the air as well as on the ground. The Irish finished the drive off with an 11-yard keeper from Leonard for a touchdown.

After that, Northern Illinois held the momentum for a large majority of the game. On the Huskies first drive, senior running back Anterio Brown took a slant route 83 yards for a touchdown, tying the score 7-7.

The Huskies solid performance continued on the defensive side as they held Notre Dame to a quick three-and-out. On the next possession, multiple positive rushes from Anterio Brown got the Huskies into field goal range, allowing them to take a 10-7 lead.

The Irish held Northern Illinois to another field goal, making the score 13-7 NIU.

In the second half, Jeremiah Love was able to show some life for the Irish offense. After a few first downs, he took a rush up the middle for a 34 yard touchdown, hurdling over a defender in the process. This gave Notre Dame a 14-13 lead.

With the game on the line, Kanon Woodill attempted a 35 yarder to take the lead. It was good, and the Huskies were now leading 16-14 with 31 seconds left in the game.

SCORE BY QUARTERS

	1	2	3	4	FINAL
NIU	10	3	0	3	16
Notre Dame	7	0	7	0	14

SCORING SUMMARY

1st	08:28	ND	#13 R.Leonard 11 yd rush (#98 M.Jeter kick), 13-75, 06:25
	05:35	NIU	#1 A.Brown 83 yd pass from #2 E.Hampton (#92 K.Woodill kick), 5-98, 02:51
	02:13	NIU	#92 K.Woodill 42 yd FG, 5-30, 01:28
2nd	13:39	NIU	#92 K.Woodill 21 yd FG, 5-51, 02:08
3rd	08:34	ND	#4 J.Love 34 yd rush (#98 M.Jeter kick), 6-64, 02:43
4th	00:31	NIU	#92 K.Woodill 35 yd FG, 11-31, 05:24

TEAM STATISTICS

	NIU	ND
FIRST DOWNS	16	17
RUSHES-YARDS (NET)	45-190	28-123
PASSING YARDS (NET)	198	163
Passes Att- Comp-Int	20-10-0	33-20-2
TOTAL OFFENSE PLAYS-YARDS	65-388	61-286
Fumble Returns-Yards	0-0	0-0
Punt Returns-Yards	2-11	0-0
Kickoff Returns-Yards	1-2	4-89
Interception Returns-Yards	2-33	0-0
Punts (Number-Avg)	4-35.0	5-36.8
Fumbles-Lost	1-0	1-0
Penalties-Yards	3-35	3-35
Possession Time	34:38	25:22
Third-Down Conversions	6-16	3-10
Fourth-Down Conversions	1-2	0-0
Red-Zone Scores-Chances	2-2	1-1

Rushing: Notre Dame- Jeremiah Love 11-79-1, Jadarian Price 4-24, Riley Leonard 11-16-1, Aneay Williams 1-4, Devyn Ford 1-0. Northern Illinois- Antario Brown 20-99, Gavin Williams 17-59, Ethan Hampton 5-21, Trayvon Rudolph 1-5, George Dimopoulos 1-4, Grayson Barnes 1-2.

Passing: Notre Dame- Riley Leonard 20-32-2-163, TEAM 0-1-0. Northern Illinois- Ethan Hampton 10-19-0-198-1, Trayvon Rudolph 0-1-0.

Receiving: Notre Dame- Beaux Collins 5-45, Jaden Greathouse 5-41, Kris Mitchell 3-32, Mitchell Evans 2-26, Jeremiah Love 2-10, Devyn Ford 1-6, Jayden Thomas 1-4, Jadarian Price 1- -1. Northern Illinois: Antario Brown 2-126, Keyshaun Pipkin 1-14, Grayson Barnes 1-13, Cam Thompson 1-12, Tristen Tewes 1-12, Dane Pardridge 1-8, George Dimopoulos 1-8, Brock Lampe 1-3, Andrew McElroy 1-2.

GAME 3 - PURDUE

Sept. 14, 2024 | Ross-Ade Stadium (West Lafayette, IN)

GAME 4 - MIAMI (OH)

Sept. 21, 2024 | Notre Dame Stadium (South Bend, IN)

[18/19] NOTRE DAME	66
PURDUE	7

The University of Notre Dame football team exploded for 42 points in the first half, played most of its reserve players in the second half and cruised to a dominating 66-7 win over Purdue on Saturday afternoon.

Riley Leonard led the offensive explosion in the first half, rushing for 100 yards and three consecutive touchdowns while passing for 112 yards. By the time Jadarian Price rambled 70 yards on Notre Dame's final play of the first half – part of the 278 Irish rushing yards in the first 30 minutes – the outcome had been determined.

The Irish defense was just as dominant as its offensive counterparts, holding Purdue to just 162 yards and 1-12 on third down. The effort was highlighted by freshman Boubacare Traore's 34-yard interception return for a touchdown in the second quarter.

Steve Angeli played most of the second half at quarterback in relief of Leonard and finished six for nine passing for 100 yards and two TDs. Third-string quarterback Kenny Minchey finished off the scoring for Notre Dame with a five-yard touchdown run.

SCORE BY QUARTERS

	1	2	3	4	FINAL
Notre Dame	14	28	10	14	66
Purdue	0	0	7	0	7

SCORING SUMMARY

1st	12:50	ND	J.Love 48 yd rush (M.Jeter kick), 5-75, 02:10
	01:53	ND	R.Leonard 3 yd rush (M.Jeter kick), 11-82, 05:43
2nd	08:24	ND	R.Leonard 34 yd rush (M.Jeter kick), 7-68, 03:16
	02:10	ND	R.Leonard 13 yd rush (M.Jeter kick), 10-77, 04:54
	01:32	ND	B.Traore 34 yd interception return (M.Jeter kick), 00:38
	00:04	ND	J.Price 70 yd rush (M.Jeter kick), 1-60, 00:37
3rd	12:41	ND	C.Flanagan 28 yd pass from S.Angeli (M.Jeter kick), 2-32, 00:40
	09:33	PUR	D.Morrisette 5 yd pass from H.Card (S.Porath kick), 6-75, 03:08
	05:39	ND	M.Jeter 42 yd FG, 7-51, 03:54
4th	05:44	ND	K.Bauman 8 yd pass from S.Angeli (Z.Yoakam kick), 7-52, 03:43
	05:44	ND	K.Minchey 5 yd rush (Z.Yoakam kick), 3-31, 01:31

TEAM STATISTICS

	ND	PURDUE
FIRST DOWNS	27	6
RUSHES-YARDS (NET)	44-362	25-38
PASSING YARDS (NET)	216	124
Passes Att- Comp-Int	26-18-0	24-11-2
TOTAL OFFENSE PLAYS-YARDS	70-578	49-162
Fumble Returns-Yards	0-0	0-0
Punt Returns-Yards	4-35	0-0
Kickoff Returns-Yards	0-0	3-61
Interception Returns-Yards	2-38-1	0-0
Punts (Number-Avg)	4-37.5	10-47.3
Fumbles-Lost	0-0	1-0
Penalties-Yards	5-40	7-68
Possession Time	35:43	24:17
Third-Down Conversions	7-12	1-12
Fourth-Down Conversions	0-0	0-1
Red-Zone Scores-Chances	4-4	1-1

Rushing: Notre Dame- Jeremiah Love 10-109-1, Riley Leonard 11-100-3, Jadarian Price 8-86-1, Kedren Young 4-25, Steve Angeli 4-12, Kenny Minchey 2-12, Aneyas Williams 1-9, Devyn Ford 2-9, Jayden Thomas 1-2, TEAM 1- -2. Purdue- Reggie Love 10-61, Devin Mockobee 9-19, Hudson Card 6- -42.

Passing: Notre Dame- Riley Leonard 11-112, Steve Angeli 6-100-2, Kenny Minchey 1-4. Purdue- Hudson Card 11-124-1.

Receiving: Notre Dame- Eli Raridon 3-30, Mitchell Evans 3-27, Jayden Harrison 2-47, Jayden Thomas 2-36, Jeremiah Love 2-18, KK Smith 2-13, Beaux Collins 2-9, Cooper Flanagan 1-28-1, Kevin Bauman 1-8-1. Purdue- Max Klare 3-36, De'Nylon Morrisette 2-9-1, Kam Brown 1-52, Jahmal Edrine 1-18, Jaron Tibbs 1-3, Shamar Ribgy 1-3, Devin Mockobee 1-3, Leland Smith 1-0.

MIAMI (OH)	3
[17/18] NOTRE DAME	28

The University of Notre Dame football team (3-1) defeated Miami (OH) (0-3) 28-3 on a warm and sunny late fall day at Notre Dame Stadium. The Irish defense stifled the RedHawk attack all day, holding Miami to just 229 total yards and two-of-12 on third down.

Notre Dame led 14-3 at halftime, then added two more scores in the second half, led by 143 yards rushing and two touchdowns from quarterback Riley Leonard. Leonard also connected with Beaux Collins on a 38-yard touchdown pass in the second quarter.

Freshman defensive end Boubacar Traore highlighted the Irish defensive effort. In his first career start, Traore tied for the team lead with five tackles, a career-best two sacks, a forced fumble and a quarterback hurry.

SCORE BY QUARTERS

	1	2	3	4	FINAL
Miami (OH)	0	3	0	0	3
Notre Dame	0	14	7	7	28

SCORING SUMMARY

2nd	12:32	MIA	D.Dzioban 26 yd FG, 10-59, 04:09
	03:33	ND	R.Leonard 8 yd rush (M.Jeter kick), 10-87, 04:59
	01:05	ND	B.Collins 38 yd pass from R.Leonard (M.Jeter kick), 6-81, 00:56
3rd	04:17	ND	J.Love 15 yd rush (M.Jeter kick), 7-60, 03:00
4th	05:39	ND	R.Leonard 50 yd rush (M.Jeter kick), 5-69, 02:34

TEAM STATISTICS

	MIAMI	ND
FIRST DOWNS	17	24
RUSHES-YARDS (NET)	28-110	36-270
PASSING YARDS (NET)	119	158
Passes Att- Comp-Int	36-14-2	28-17-0
TOTAL OFFENSE PLAYS-YARDS	64-229	64-428
Fumble Returns-Yards	0-0	0-0
Punt Returns-Yards	1-10	1-0
Kickoff Returns-Yards	0-0	1-0
Interception Returns-Yards	0-0	2-0
Punts (Number-Avg)	6-39.5	4-47.2
Fumbles-Lost	2-0	2-2
Penalties-Yards	10-100	8-66
Possession Time	29:54	30:06
Third-Down Conversions	2-12	5-11
Fourth-Down Conversions	0-1	1-2
Red-Zone Scores-Chances	1-3	2-3

Rushing: Notre Dame- Riley Leonard 12-143-2, Jeremiah Love 11-60-1, Jadarian Price 6-39, Devyn Ford 5-21, Aneyas Williams 2-7. Miami- Keyon Mozee 6-36, Jordan Brunson 10-34, Kevin Davis 2-29, Dylan Downing 4-20, Brett Gabbert 6- -9.

Passing: Notre Dame- Riley Leonard 16-154-1, Steve Angeli 1-4. Miami- Brett Gabbert 14-119, Henry Hesson 0-0.

Receiving: Notre Dame- Beaux Collins 4-60-1, Jayden Harrison 3-19, Kris Mitchell 2-25, Mitchell Evans 2-15, Jayden Thomas 2-8, Jaden Greathouse 1-12, Jeremiah Love 1-9, Eli Raridon 1-6, Deion Colzie 1-4. Miami- Cade McDonald 4-52, Javon Tracy 3-22, Preston Daniel 2-12, Kevin Davis 2-5, Kam Perry 1-13, Reggie Virgil 1-12, Jack Coldiron 1-3.

GAME 5 - LOUISVILLE

Sept. 28, 2024 | Notre Dame Stadium (South Bend, IN)

(15/17) LOUISVILLE	24
(16/14) NOTRE DAME	31

The 16th-ranked University of Notre Dame Fighting Irish earned a hard-fought 31-24 victory against No. 15 Louisville in a marquee matchup in front of a sold-out Notre Dame Stadium Saturday afternoon.

The Irish earned the ninth ranked victory in the Marcus Freeman era by taking an early 21-7 lead, forcing three turnovers and holding off a late charge from the Cardinals. Notre Dame quarterback Riley Leonard threw for 163 yards and two touchdowns, added another touchdown on the ground while also leading the team with 52 rushing yards. Leonard's touchdowns went to Jaden Greathouse and Jeremiah Love.

Freshman cornerback Leonard Moore, making his first-career start, led the team with seven tackles and senior safety Xavier Watts picked off his second pass of the season and broke up Louisville's final pass of the evening on a desperation fourth-down throw.

SCORE BY QUARTERS

	1	2	3	4	FINAL
Louisville	7	7	0	10	24
Notre Dame	21	3	0	7	31

SCORING SUMMARY

1st	13:30	LVL	I.Brown 10 yd pass from T.Shough (B.Travelstead kick), 3-24, 01:24
	07:22	ND	J.Love 6 yd rush (M.Jeter kick), 12-75, 06:08
	04:59	ND	J.Greathouse 34 yd pass from R.Leonard (M.Jeter kick), 4-53, 02:05
	02:40	ND	R.Leonard 4 yd rush (M.Jeter kick), 1-4, 00:03
2nd	12:28	LVL	J.Brooks 5 yd pass from T.Shough (B.Travelstead kick), 3-9, 01:30
	03:46	ND	M.Jeter 48 yd FG, 4-6, 02:14
4th	11:25	LVL	B.Travelstead 56 yd FG, 7-17, 02:04
	09:16	ND	J.Love 32 yd pass from R.Leonard (M.Jeter kick), 5-75, 02:09
	05:17	LVL	J.Brooks 24 yd pass from T.Shough (B.Travelstead kick), 14-75, 03:59

TEAM STATISTICS

	LVL	ND
FIRST DOWNS	19	11
RUSHES-YARDS (NET)	35-131	31-117
PASSING YARDS (NET)	264	163
Passes Att- Comp-Int	41-24-1	23-17-0
TOTAL OFFENSE PLAYS-YARDS	76-395	54-280
Fumble Returns-Yards	0-0	1-3
Punt Returns-Yards	2-6	1-7
Kickoff Returns-Yards	2-22	2-39
Interception Returns-Yards	0-0	1-34
Punts (Number-Avg)	3-35.7	4-41.5
Fumbles-Lost	3-2	2-2
Penalties-Yards	6-50	5-45
Possession Time	32:04	27:56
Third-Down Conversions	7-17	2-10
Fourth-Down Conversions	1-5	2-3
Red-Zone Scores-Chances	2-3	2-2

Rushing: Notre Dame- Riley Leonard 13-52-1, Jeremiah Love 11-34-1, Jadarian Price 3-18, Aneyas Williams 2-16, Team 2- -3. Louisville- Isaac Brown 13-72, Donald Chaney Jr. 9-38, Tyler Shough 5-36, Keyjuan Brown 5-23, Duke Watson 1-3, Caullin Lacy 1-1, Team 1- -42.

Passing: Notre Dame- Riley Leonard 17-163-2. Louisville- Tyler Shough 24-264-3.

Receiving: Notre Dame- Jeremiah Love 5-27-1, Jaden Greathouse 4-61-1, Mitchell Evans 3-14, Jordan Faison 2-17, Jayden Harrison 1-34, Beaux Collins 1-5, Jayden Thomas 1-5. Louisville- Ja'Corey Brooks 5-71-2, Caullin Lacy 5-71, Isaac Brown 4-23-1, Chris Bell 3-21, Jamari Johnson 2-33, Keyjuan Brown 2-19, Ahmari Huggins-Bruce 1-15, Mark Redman 1-9, Donald Chaney Jr. 1-2.

GAME 6 - STANFORD

Oct. 12, 2024 | Notre Dame Stadium (South Bend, IN)

STANFORD	7
(11/12) NOTRE DAME	49

The No. 11 Notre Dame Fighting Irish dominated in a 49-7 victory over the Stanford Cardinals.

After allowing an opening-drive touchdown, Notre Dame scored 49 unanswered points. An hour-long weather delay paused the game at the end of the third quarter with a 42-7 lead for the Irish.

Senior quarterback Riley Leonard went 16-for-22 for 229 yards and three touchdowns, rushing for 31 yards and an additional touchdown. Leonard completed passes to 11 different receivers.

The Irish defense was dominant, leading all Power 4 teams on the weekend in fewest passing yards allowed (87) and total offensive yards allowed (200), and ranked second among all FBS teams for both of those single game totals this weekend. They were the only FBS program this weekend to hold an opposing offense to 87 or fewer passing yards and also 200 or fewer offensive yards in the same game.

SCORE BY QUARTERS

	1	2	3	4	FINAL
Stanford	7	0	0	0	7
Notre Dame	7	14	21	7	49

SCORING SUMMARY

1st	06:49	STAN	J.Lamson 1 yd rush (E.Kenney kick), 9-63, 05:14
	01:27	ND	R.Leonard 6 yd rush (M.Jeter kick), 12-75, 05:22
2nd	07:46	ND	J.Thomas 15 yd pass from R.Leonard (Z.Yoakam kick), 7-52, 03:21
	01:11	ND	K.Mitchell 5 yd pass from R.Leonard (Z.Yoakam kick), 9-56, 02:37
3rd	12:12	ND	J.Price 16 yd rush (Z.Yoakam kick), 2-17, 00:40
	06:49	ND	J.Love 39 yd rush (Z.Yoakam kick), 4-83, 01:23
	01:29	ND	E.Raridon 5 yd pass from R.Leonard (Z.Yoakam kick), 5-64, 02:37
4th	09:17	ND	A.Williams 19 yd rush (#48 M.Diomedes kick), 11-60, 05:25

TEAM STATISTICS

	STAN	ND
FIRST DOWNS	14	24
RUSHES-YARDS (NET)	41-113	39-229
PASSING YARDS (NET)	87	248
Passes Att- Comp-Int	18-10-0	27-18-0
TOTAL OFFENSE PLAYS-YARDS	59-200	66-477
Fumble Returns-Yards	0-0	1-15
Punt Returns-Yards	0-0	3-24
Kickoff Returns-Yards	2-3	0-0
Interception Returns-Yards	0-0	0-0
Punts (Number-Avg)	4-45.5	1-24
Fumbles-Lost	3-1	1-1
Penalties-Yards	3-25	4-35
Possession Time	30:44	29:16
Third-Down Conversions	4-12	6-11
Fourth-Down Conversions	1-4	3-3
Red-Zone Scores-Chances	1-1	6-7

Rushing: Notre Dame- Jeremiah Love 6-53-1, Jadarian Price 12-49-1, Kedren Young 7-39, Riley Leonard 6-31-1, Aneyas Williams 3-28-1, Devyn Ford 3-20, Steve Angeli 2-9. Stanford- Chris Davis Jr. 10-45, Ashton Daniels 14-42, Ryan Butler 3-10, Champ Hampton 2-9, Bryce Farrell 1-5, Justin Lamson 6-2-1, Emmett Mosley V 5-0.

Passing: Notre Dame- Riley Leonard 16-22-229-3, Steve Angeli 2-5-19-0. Stanford- Ashton Daniels 8-13-74-0, Justin Lamson 2-4-13-0, TEAM 0-1-0-0.

Receiving: Notre Dame- Beaux Collins 4-85, Kris Mitchell 4-32-1, Jayden Thomas 2-23-1, Jeremiah Love 1-25, KK Smith 1-25, Jaden Greathouse 1-19, Deion Colzie 1-14, Pat Coogan 1-11, Eli Raridon 1-5, Aneyas Williams 1-5, Jadarian Price 1-4. Stanford- Elic Ayomanor 3-16, Ismael Cisse 2-29, Sam Roush 2-13, Emmett Mosley V 1-16, Marcus Brown 1-7, Benji Blackburn 1-6.



2023 FINAL RESULTS

Date	ND Rank	Opp Rank	Opponent	Location	W/L	Score	Att	Leading Rusher	Leading Passer	Leading Receiver	Leading Tackler
8-26	13/13		vs. Navy	Aviva Stadium	W	42-3	49,000 (c)	Estimé (95)	Hartman (251)	Thomas (63)	Kiser (8)
9-2	13/13		Tennessee St.	Notre Dame Stadium	W	56-3	77,622 (c)	Estimé (116)	Hartman (194)	Thomas (62)	Cross III (6)
9-9	10/11		at NC State	Carter-Finley Stadium	W	45-24	56,919	Estimé (134)	Hartman (286)	Staes (115)	Harper (7)
9-16	9/11		Central Michigan	Notre Dame Stadium	W	41-17	77,622 (c)	Estimé (176)	Hartman (330)	Thomas (63)	Kiser (10)
9-23	9/9	6/4	Ohio State	Notre Dame Stadium	L	14-17	77,622 (c)	Estimé (70)	Hartman (175)	Evans (75)	Bertrand/Jean-Baptiste (8)
9-30	11/13	17/16	at Duke	Wallace Wade Stadium	W	21-14	40,768	Estimé (81)	Hartman (222)	Evans (134)	Cross III (13)
10-7	10/11	25/25	at Louisville	L&N FCU Stadium	L	20-33	59,081 (c)	Love (37)	Hartman (254)	Evans (71)	Bertrand/Brown (9)
10-14	21/21	10/9	Southern Cal	Notre Dame Stadium	W	48-20	77,622 (c)	Estimé (95)	Hartman (126)	Tyree (62)	Bertrand (11)
10-28	14/14		Pittsburgh	Notre Dame Stadium	W	58-7	77,622 (c)	Estimé (114)	Hartman (288)	Evans (66)	Bertrand/Harper (5)
11-4	12/12		at Clemson	Memorial Stadium	L	23-31	81,500 (c)	Estimé (87)	Hartman (146)	Estimé (33)	Kiser (9)
11-18	20/18		Wake Forest	Notre Dame Stadium	W	45-7	77,622 (c)	Estimé (115)	Hartman (277)	Flores (102)	Cross III (9)
11-25	17/17		at Stanford	Stanford Stadium	W	56-23	30,901	Estimé (238)	Hartman (140)	Faison (66)	Bertrand (6)
12-29	15/16	21/22	vs. Oregon State	Sun Bowl Stadium	W	40-8	48,223 (c)	Price (106)	Angeli (232)	Faison (115)	Botelho/Watts (5)

NOTRE DAME SEASON REVIEW

- Notre Dame began the season in Ireland, taking part in the Aer Lingus College Football Classic against Navy. The Irish won their third game against Navy in Ireland by a score of 42-3 with **Sam Hartman** making his Notre Dame debut at quarterback and throwing four touchdown passes. **Jadarrian Price** scored a touchdown on his first career carry, while **Jaden Greathouse** caught a touchdown pass on his first career reception.
- A 28-point second quarter highlighted the victory over Tennessee State (56-3) in Notre Dame Stadium on a historical weekend during which Notre Dame played its first game against a Football Championship Subdivision team and a Historically Black College or University. The sterling defensive performance marked the first time since 1975 that the Irish held their first two opponents of the season without a touchdown.
- A two-hour inclement weather delay that occurred early in the second quarter at NC State was quickly forgotten when **Audric Estimé** rumbled for an 80-yard touchdown on the first play back to action for both teams. Estimé finished the game with 134 yards, **Sam Hartman** threw four more touchdown passes and the Irish defense intercepted NC State QB Brennan Armstrong three times in the 45-24 victory.
- Notre Dame's offense continued rolling along in the first-ever meeting with Central Michigan, scoring 40 (41-17) points in the first four games of the season for the first time since 1914. **Audric Estimé** rushed for 176 yards while **Jack Kiser** piled up 10 tackles for the Irish defense.
- In one of the most anticipated games of the season, No. 9 Notre Dame battled No. 6 Ohio State into the game's final minutes, with the Buckeyes scoring the winning touchdown (17-14) with 1:25 remaining. **Javontae Jean-Baptiste**, a transfer from Ohio State, paced the Irish defense with eight tackles in the game while **Mitchell Evans** caught seven passes for 75 yards to lead the Irish offense.
- After the last-minute loss to Ohio State, Notre Dame battled back to earn a last-minute thrilling victory at No. 17 Duke the next weekend. Trailing by a point and buried on its own five-yard line, Notre Dame drove 10 plays for the game-winning touchdown, which was delivered by **Audric Estimé** on a 30-yard run with 31 seconds remaining. **Sam Hartman's** fourth-down 17-yard scramble set up Estimé's memorable play. **Howard Cross III**, who earned national defensive player of the week honors after a 13-tackle performance, ended the game with a strip-sack.
- Facing an unprecedented third consecutive night game against a ranked opponent at No. 25 Louisville, turnovers doomed Notre Dame's comeback bid against the upstart Cardinals who claimed a 33-20 victory. Louisville would go on to play in the ACC Championship game.
- The streak of night-time games against ranked opponents continued the next weekend against No. 10 Southern Cal, but the Irish defense overwhelmed defending Heisman Trophy quarterback Caleb Williams, intercepting him three times in the first half. **Xavier Watts** dominated on defense, intercepting two passes, returning a fumble for a touchdown and forcing a fumble to earn national defensive player of the week honors. The 48-20 victory was the most lopsided for the Irish in the series with Southern Cal since 1995.
- After a well-deserved week off, Notre Dame blitzed Pittsburgh in Notre Dame Stadium 58-7 as **Xavier Watts** became the first Irish defensive player to intercept multiple passes in consecutive games (Watts picked off two passes against the Panthers). **Audric Estimé** rushed for three touchdowns in the contest and the Irish special teams unit returned its first punt for a touchdown since 2015.
- A key road victory at Clemson eluded Notre Dame, as turnovers doomed an Irish comeback. Down 24-9 at halftime, the Irish rallied to cut it to one score and out-gained yardage-wise the Tigers in the game 329-285, but could not get the necessary late score and suffered the third loss of the season, 31-23.
- Senior Day against Wake Forest marked the 500th game in Notre Dame Stadium and a 45-7 victory over the Demon Deacons. **Sam Hartman** tossed four touchdown passes against his former team and **Audric Estimé** rushed for 115 yards.
- Audric Estimé** capped his Notre Dame career with a legendary performance in the 56-23 victory at Stanford. Piling up 238 rushing yards (the fourth-most in a single game in Notre Dame history), Estimé finished the season with 1,341 rushing yards, which ranks fifth on the Notre Dame single-season list. He also posted four rushing touchdowns to set the Irish single-season record at 18.
- Notre Dame would finish the season with its 10th win, 40-8, over No. 21 Oregon State in the Sun Bowl. Irish quarterback **Steve Angeli** would make his first career start in the game, eventually finishing 15-of 19 for 232 yards and three touchdowns while freshman wideout **Jordan Faison** earned the game's Most Valuable Player Award with five catches for 115 yards and a touchdown.



0
DEION COLZIE

WR • 6-4, 211 lbs • Senior/Junior
McDonough, GA (Athens Academy)

Scoring and Total Offense

			Scoring									Total Offense			
SEASON	TEAM	gp	td	rush	rcv	ret	pat	2pat	fg	total	avg/g	rush	pass	total	avg/g
2021-22	ND	11	0	0	0	0	0	0	0	0	0.0	0	0	0	0.0
2022-23	ND	12	1	0	1	0	0	0	0	6	0.5	0	0	0	0.0
2023-24	ND	5	1	0	1	0	0	0	0	6	1.2	0	0	0	0.0
2024-25	ND	5	0	0	0	0	0	0	0	0	0.0	0	0	0	0.0
TOTAL		33	2	0	2	0	0	0	0	12	0.4	0	0	0	0.0

Punting and All Purpose

SEASON	TEAM	gp	Punting				All Purpose							
			no.	yds	lg	avg/g	rush	rcv	pr	kr	lr	total	avg/g	
2021-22	ND	11	0	0	0	0.0	0	67	0	0	0	67	6.1	
2022-23	ND	12	0	0	0	0.0	0	192	0	0	0	192	16.0	
2023-24	ND	5	0	0	0	0.0	0	45	0	0	0	45	9.0	
2024-25	ND	5	0	0	0	0.0	0	18	0	0	0	18	3.6	
TOTAL		33	0	0	0	0.0	0	322	0	0	0	322	9.8	

Tackles

SEASON	TEAM	GP	Tackles								Interceptions		Receptions			
			ua	a	total	tfl	pbu	ff	fr	blk	sacks	int	rec	yds	td	lg
2021-22	ND	11	0	0	0	0-0	0	0	0	0	0	0	4	67	0	31
2022-23	ND	12	1	0	1	0-0	0	0	0	0	0	0	9	192	1	30
2023-24	ND	5	0	0	0	0-0	0	0	0	0	0	0	3	45	1	25
2024-25	ND	5	0	0	0	0-0	0	0	0	0	0	0	2	18	0	14
TOTAL		33	1	0	1	0-0	0	0	0	0	0	0	18	322	2	31

Single Game Highs

Statistic	Value	
Receptions	3	at Syracuse 10/29/22, at Southern California 11/26/22, vs Navy 08/26/23
Receptions Yards	75	at Southern California 11/26/22
Receptions Touchdowns	1	at Southern California 11/26/22, vs Navy 08/26/23
Longest Reception	31	vs Navy 11/06/21
Total Tackles	1	at Southern California 11/26/22



0
XAVIER WATTS

S • 6-0, 203 lbs • Graduate Student/Senior
Omaha, NE (Harry A. Burke)

Scoring and Total Offense

			Scoring									Total Offense			
SEASON	TEAM	gp	td	rush	rcv	ret	pat	2pat	fg	total	avg/g	rush	pass	total	avg/g
2020-21	ND	2	0	0	0	0	0	0	0	0	0.0	0	0	0	0.0
2021-22	ND	11	0	0	0	0	0	0	0	0	0.0	0	0	0	0.0
2022-23	ND	13	0	0	0	0	0	0	0	0	0.0	0	0	0	0.0
2023-24	ND	13	1	0	0	1	0	0	0	6	0.5	0	0	0	0.0
2024-25	ND	6	0	0	0	0	0	0	0	0	0.0	0	0	0	0.0
TOTAL		45	1	0	0	1	0	0	0	6	0.1	0	0	0	0.0

Punting and All Purpose


SEASON	TEAM	gp	Punting				All Purpose							
			no.	yds	lg	avg/g	rush	rcv	pr	kr	lr	total	avg/g	
2020-21	ND	2	0	0	0	0.0	0	0	0	0	0	0	0.0	
2021-22	ND	11	0	0	0	0.0	0	0	0	0	0	0	0.0	
2022-23	ND	13	0	0	0	0.0	0	0	0	0	0	0	0.0	
2023-24	ND	13	0	0	0	0.0	0	0	0	0	137	137	10.5	
2024-25	ND	6	0	0	0	0.0	0	0	0	0	34	34	5.7	
TOTAL		45	0	0	0	0.0	0	0	0	0	171	171	3.8	

Tackles

SEASON	TEAM	GP	Tackles								Interceptions		Receptions			
			ua	a	total	tfl	pbu	ff	fr	blk	sacks	int	rec	yds	td	lg
2020-21	ND	2	0	0	0	0-0	0	0	0	0	0	0	0	0	0	0.0
2021-22	ND	11	11	4	15	0-0	0	0	0	0	0	0	0	0	0	0.0
2022-23	ND	13	24	15	39	2-10	4	0	0	0	1	0	0	0	0	0.0
2023-24	ND	13	30	22	52	3-4	4	1	1	0	0.5	7	0	0	0	0.0
2024-25	ND	6	15	6	21	0-0	5	1	0	0	0	2	0	0	0	0.0
TOTAL		45	80	47	127	5-14	13	2	1	0	1.5	9	0	0	0	0.0

Single Game Highs

Statistic	Value	
Total Tackles	9	at Southern California 11/26/22
Total Sacks	1	vs Boston College 11/19/22
Total Tackles For Loss	1	4 times
Total Interceptions	2	vs Southern California 10/14/23, vs Pittsburgh 10/28/23



1
JORDAN CLARK

S • 5-10, 182 lbs • Graduate Student/*Senior
Baton Rouge, LA (University Lab/Arizona State)

Scoring and Total Offense

		Scoring										Total Offense			
SEASON	TEAM	gp	td	rush	rcv	ret	pat	2pat	fg	total	avg/g	rush	pass	total	avg/g
2019-20	ASU	2	0	0	0	0	0	0	0	0	0.0	0	0	0	0.0
2020-21	ASU	4	0	0	0	0	0	0	0	0	0.0	0	0	0	0.0
2021-22	ASU	12	0	0	0	0	0	0	0	0	0.0	0	0	0	0.0
2022-23	ASU	11	1	0	0	1	0	0	0	6	0.5	0	0	0	0.0
2023-24	ASU	11	0	0	0	0	0	0	0	0	0.0	0	0	0	0.0
2024-25	ND	6	0	0	0	0	0	0	0	0	0.0	0	0	0	0.0
TOTAL FOR ND		6	0	0	0	0	0	0	0	0	0.0	0	0	0	0.0
TOTAL		46	1	0	0	1	0	0	0	6	0.1	0	0	0	0.0

Punting and All Purpose

SEASON	TEAM	gp	Punting				All Purpose							
			no.	yds	lg	avg/g	rush	rcv	pr	kr	lr	total	avg/g	
2019-20	ASU	2	0	0	0	0.0	0	0	0	0	0	0	0.0	
2020-21	ASU	4	0	0	0	0.0	0	0	0	0	0	0	0.0	
2021-22	ASU	12	0	0	0	0.0	0	0	0	0	0	0	0.0	
2022-23	ASU	11	0	0	0	0.0	0	0	0	0	38	38	3.5	
2023-24	ASU	11	0	0	0	0.0	0	0	0	0	0	0	0.0	
2024-25	ND	6	0	0	0	0.0	0	0	0	0	0	0	0.0	
TOTAL FOR ND		6	0	0	0	0.0	0	0	0	0	0	0	0.0	
TOTAL		46	0	0	0	0.0	0	0	0	0	38	38	0.8	

Tackles

SEASON	TEAM	GP	Tackles								Interceptions		Receptions			
			ua	a	total	tfl	pbu	ff	fr	blk	sacks	int	rec	yds	td	lg
2019-20	ASU	2	5	0	5	0-0	0	0	0	0	0	0	0	0	0	0.0
2020-21	ASU	4	11	5	16	1-7	2	0	0	0	0	0	0	0	0	0.0
2021-22	ASU	12	19	2	21	1-2	2	0	0	0	0	1	0	0	0	0.0
2022-23	ASU	11	36	11	47	3-5	4	0	0	0	0	2	0	0	0	0.0
2023-24	ASU	11	30	20	50	1-5	9	0	0	0	0	0	0	0	0	0.0
2024-25	ND	6	10	2	12	1-3	2	0	0	0	0	0	0	0	0	0.0
TOTAL FOR ND		6	10	2	12	1-3	2	0	0	0	0	0	0	0	0	0.0
TOTAL		46	111	40	151	7.5-22	19	0	0	0	0	3	0	0	0	0.0

Single Game Highs

Statistic	Value	
Total Tackles	9	vs Washington 10/08/22
Total Tackles For Loss	1	7 times
Total Interceptions	1	vs Washington 10/08/22, at Stanford 10/22/22, vs Stanford 10/08/21



1 JADEN GREATHOUSE

WR • 6-1, 215 lbs • Sophomore/Sophomore
Austin, TX (Westlake)

Rushing and Passing

			Rushing						Passing							
SEASON	TEAM	gp	att	yds	td	lg	avg/c	avg/g	comp-att-int	yds	td	lg	pct	avg/p	avg/g	eff%
2023-24	ND	12	1	3	0	3	3.0	0.3	0-0-0	0	0	0	0.0	0.0	0.0	0.0
2024-25	ND	6	0	0	0	0	0.0	0.0	0-0-0	0	0	0	0.0	0.0	0.0	0.0
TOTAL		18	1	3	0	3	3.0	0.2	0-0-0	0	0	0	0.0	0.0	0.0	0.0

Scoring and Total Offense

		Scoring							Total Offense						
SEASON	TEAM	gp	td	rush	rcv	ret	pat	2pat	fg	total	avg/g	rush	pass	total	avg/g
2023-24	ND	12	5	0	5	0	0	0	0	30	2.5	3	0	3	0.3
2024-25	ND	6	1	0	1	0	0	0	0	6	1.0	0	0	0	0.0
TOTAL		18	6	0	6	0	0	0	0	36	2.0	3	0	3	0.2

Punting and All Purpose

Punting						All Purpose							
SEASON	TEAM	gp	no.	yds	lg	avg/g	rush	rcv	pr	kr	lr	total	avg/g
2023-24	ND	12	0	0	0	0.0	3	265	0	0	0	268	22.3
2024-25	ND	6	0	0	0	0.0	0	159	9	0	0	168	28.0
TOTAL		18	0	0	0	0.0	3	424	9	0	0	436	24.2

Tackles

Tackles												Interceptions		Receptions					
SEASON	TEAM	GP	ua	a	total	tfl	pbu	ff	fr	blk	sacks	int	rec	yds	td	lg	rec/g	yds/r	yds/g
2023-24	ND	12	1	0	1	0-0	0	0	0	0	0	0	18	265	5	48	1.5	14.7	22.1
2024-25	ND	6	0	0	0	0-0	0	0	0	0	0	0	14	159	1	34	2.3	11.4	26.5
TOTAL		18	1	0	1	0-0	0	0	0	0	0	0	32	424	6	48	1.8	13.3	23.6

Single Game Highs

Statistic	Value	
Rushing Attempts	1	vs Ohio St. 09/23/23
Rushing Yards Net	3	vs Ohio St. 09/23/23
Longest Rushing	3	vs Ohio St. 09/23/23
Receptions	5	vs NIU 09/07/24
Receptions Yards	71	vs Wake Forest 11/18/23
Receptions Touchdowns	2	vs Navy 08/26/23
Longest Reception	48	vs Wake Forest 11/18/23
Longest Punt Return	9	at Purdue 09/14/24
Total Tackles	1	at Stanford 11/25/23



2 JAYDEN HARRISON

WR • 5-10, 198 lbs • Graduate Student/*Senior
Antioch, TN (Pearl-Cohn/Marshall)

Rushing and Passing

		Rushing							Passing							
SEASON	TEAM	gp	att	yds	td	lg	avg/c	avg/g	comp-att-int	yds	td	lg	pct	avg/p	avg/g	eff%
2020-21	VU	9	1	16	0	16	16.0	1.8	0-0-0	0	0	0	0.0	0.0	0.0	0.0
2021-22	Marsh	13	0	0	0	0	0.0	0.0	0-0-0	0	0	0	0.0	0.0	0.0	0.0
2022-23	Marsh	12	1	-4	0	0	-4.0	-0.3	0-0-0	0	0	0	0.0	0.0	0.0	0.0
2023-24	Marsh	13	1	8	0	8	8.0	0.6	0-0-0	0	0	0	0.0	0.0	0.0	0.0
2024-25	ND	6	0	0	0	0	0.0	0.0	0-0-0	0	0	0	0.0	0.0	0.0	0.0
TOTAL FOR ND		6	0	0	0	0	0.0	0.0	0-0-0	0	0	0	0.0	0.0	0.0	0.0
TOTAL		53	3	20	0	16	6.7	0.4	0-0-0	0	0	0	0.0	0.0	0.0	0.0

Scoring and Total Offense

		Scoring							Total Offense						
SEASON	TEAM	gp	td	rush	rcv	ret	pat	2pat	fg	total	avg/g	rush	pass	total	avg/g
2020-21	VU	9	0	0	0	0	0	0	0	0	0.0	16	0	16	1.8
2021-22	Marsh	13	3	0	2	1	0	0	0	18	1.4	0	0	0	0.0
2022-23	Marsh	12	1	0	1	0	0	0	0	6	0.5	-4	0	-4	-0.3
2023-24	Marsh	13	3	0	1	2	0	0	0	18	1.4	8	0	8	0.6
2024-25	ND	6	0	0	0	0	0	0	0	0	0.0	0	0	0	0.0
TOTAL FOR ND		6	0	0	0	0	0	0	0	0	0.0	0	0	0	0.0
TOTAL		53	7	0	4	3	0	0	0	42	0.8	20	0	20	0.4

Punting and All Purpose

		Punting					All Purpose						
SEASON	TEAM	gp	no.	yds	lg	avg/g	rush	rcv	pr	kr	lr	total	avg/g
2020-21	VU	9	0	0	0	0.0	16	20	0	141	0	177	19.7
2021-22	Marsh	13	0	0	0	0.0	0	254	0	378	0	632	48.6
2022-23	Marsh	12	0	0	0	0.0	-4	95	0	298	0	389	32.4
2023-24	Marsh	13	0	0	0	0.0	8	410	0	705	0	1123	86.4
2024-25	ND	6	0	0	0	0.0	0	104	0	124	0	228	38.0
TOTAL FOR ND		6	0	0	0	0.0	0	104	0	124	0	228	38.0
TOTAL		53	0	0	0	0.0	20	883	0	1646	0	2549	48.1

Tackles

		Tackles										Interceptions		Receptions						
SEASON	TEAM	GP	ua	a	total	tfl	pbu	ff	fr	blk	sacks	int	rec	yds	td	lg	rec/g	yds/r	yds/g	
2020-21	VU	9	0	0	0	0-0	0	0	0	0	0	0	8	20	0	25	0.9	2.5	2.2	
2021-22	Marsh	13	0	0	0	0-0	0	0	0	0	0	0	23	254	2	45	1.8	11.0	19.5	
2022-23	Marsh	12	0	0	0	0-0	0	0	0	0	0	0	12	95	1	28	1.0	7.9	7.9	
2023-24	Marsh	13	1	0	1	0-0	0	0	0	0	0	0	28	410	1	52	2.2	14.6	31.5	
2024-25	ND	6	1	0	1	0-0	0	0	0	0	0	0	8	104	0	42	1.3	13.0	17.3	
TOTAL FOR ND		6	1	0	1	0-0	0	0	0	0	0	0	0	8	104	0	42	1.3	13.0	17.3
TOTAL		53	2	0	2	0-0	0	0	0	0	0	0	0	79	883	4	52	1.5	11.2	16.7

Single Game Highs

Statistic	Value	
Rushing Attempts	1	at Notre Dame 09/10/22, at Coastal Carolina 10/28/23, vs LSU 10/03/20
Rushing Yards Net	16	vs LSU 10/03/20
Longest Rushing	16	vs LSU 10/03/20
Receptions	6	vs UTSA 12/19/23
Receptions Yards	132	vs UTSA 12/19/23
Receptions Touchdowns	1	4 times
Longest Reception	52	vs UTSA 12/19/23
Longest Kick Return	99	at Fla. Atlantic 11/06/21
Total Tackles	1	vs UAlbany 09/02/23, vs Louisville 09/28/24



2 ROD HEARD II

S • 5-11, 195 lbs • Graduate Student/*Senior
Farmington Hills, MI (Farmington Hills/Northwestern)

Punting and All Purpose

		Punting					All Purpose						
SEASON	TEAM	gp	no.	yds	lg	avg/g	rush	rcv	pr	kr	lr	total	avg/g
2019-20	NU	1	0	0	0	0.0	0	0	0	0	0	0	0.0
2020-21	NU	9	0	0	0	0.0	0	0	0	0	0	0	0.0
2021-22	NU	12	0	0	0	0.0	0	0	0	0	0	0	0.0
2022-23	NU	12	0	0	0	0.0	0	0	0	0	0	0	0.0
2023-24	NU	13	0	0	0	0.0	0	7	0	2	10	19	1.5
2024-25	ND	6	0	0	0	0.0	0	0	0	0	0	0	0.0
TOTAL FOR ND		6	0	0	0	0.0	0	0	0	0	0	0	0.0
TOTAL		53	0	0	0	0.0	0	7	0	2	10	19	0.4

Tackles

			Tackles									Interceptions		Receptions					
SEASON	TEAM	GP	ua	a	total	tfl	pbu	ff	fr	blk	sacks	int	rec	yds	td	lg	rec/g	yds/r	yds/g
2019-20	NU	1	0	1	1	0-0	0	0	0	0	0	0	0	0	0	0	0.0	0.0	0.0
2020-21	NU	9	7	3	10	0-0	1	0	0	0	0	0	0	0	0	0	0.0	0.0	0.0
2021-22	NU	12	24	7	31	2-4	1	2	1	0	0	0	0	0	0	0	0.0	0.0	0.0
2022-23	NU	12	47	20	67	4-13	2	1	0	0	1	1	0	0	0	0	0.0	0.0	0.0
2023-24	NU	13	54	31	85	4-5	4	2	1	0	1	1	1	7	0	7	0.1	7.0	0.5
2024-25	ND	6	11	6	17	1-2	2	0	0	0	0	0	0	0	0	0	0.0	0.0	0.0
TOTAL FOR ND		6	11	6	17	1-2	2	0	0	0	0	0	0	0	0	0	0.0	0.0	0.0
TOTAL		53	143	68	211	11-24	10	5	2	0	2	2	1	7	0	7	0.0	7.0	0.1

Single Game Highs

Statistic	Value	
Receptions	1	at Rutgers 09/03/23
Receptions Yards	7	at Rutgers 09/03/23
Longest Reception	7	at Rutgers 09/03/23
Longest Kick Return	2	vs Howard 10/07/23
Total Tackles	13	vs Purdue 11/18/23
Total Sacks	1	vs UTEP 09/09/23
Total Tackles For Loss	2	vs Iowa 11/06/21
Total Interceptions	1	vs Illinois 11/26/22, at Nebraska 10/21/23



3
GI'BRAN PAYNE

RB • 5-9, 203 lbs • Junior/Sophomore
Cincinnati, OH (LaSalle)

Rushing and Passing

		Rushing							Passing							
SEASON	TEAM	gp	att	yds	td	lg	avg/c	avg/g	comp-att-int	yds	td	lg	pct	avg/p	avg/g	effc
2022-23	ND	4	2	5	0	3	2.5	1.3	0-0-0	0	0	0	0.0	0.0	0.0	0.0
2023-24	ND	13	45	168	2	12	3.7	12.9	0-0-0	0	0	0	0.0	0.0	0.0	0.0
TOTAL		17	47	173	2	12	3.7	10.2	0-0-0	0	0	0	0.0	0.0	0.0	0.0

Scoring and Total Offense

		Scoring										Total Offense			
SEASON	TEAM	gp	td	rush	rcv	ret	pat	2pat	fg	total	avg/g	rush	pass	total	avg/g
2022-23	ND	4	0	0	0	0	0	0	0	0	0.0	5	0	5	1.3
2023-24	ND	13	4	2	2	0	0	0	0	24	1.8	168	0	168	12.9
TOTAL		17	4	2	2	0	0	0	0	24	1.4	173	0	173	10.2

Punting and All Purpose

			Punting				All Purpose							
SEASON	TEAM	gp	no.	yds	lg	avg/g	rush	rcv	pr	kr	lr	total	avg/g	
2022-23	ND	4	0	0	0	0.0	5	0	0	0	0	5	1.3	
2023-24	ND	13	0	0	0	0.0	168	58	0	41	0	267	20.5	
TOTAL		17	0	0	0	0.0	173	58	0	41	0	272	16.0	

Tackles

		Tackles										Interceptions		Receptions				
SEASON	TEAM	GP	ua	a	total	tfl	pbu	ff	fr	blk	sacks	int	rec	yds	td	lg	rec/g	yds/r
2022-23	ND	4	0	0	0	0-0	0	0	0	0	0	0	0	0	0	0	0.0	0.0
2023-24	ND	13	0	0	0	0-0	0	0	0	0	0	0	9	58	2	42	0.7	6.4
TOTAL		17	0	0	0	0-0	0	0	0	0	0	0	9	58	2	42	0.5	6.4

Single Game Highs

Statistic	Value	
Rushing Attempts	6	5 times
Rushing Yards Net	35	at Stanford 11/25/23
Rushing Touchdowns	1	vs Ohio St. 09/23/23, at Stanford 11/25/23
Longest Rushing	12	vs Tennessee St. 09/02/23, at Stanford 11/25/23
Receptions	2	vs Ohio St. 09/23/23, vs Navy 08/26/23, vs Tennessee St. 09/02/23
Receptions Yards	45	vs Tennessee St. 09/02/23
Receptions Touchdowns	1	vs Tennessee St. 09/02/23, vs Southern California 10/14/23
Longest Reception	42	vs Tennessee St. 09/02/23
Longest Kick Return	24	vs Navy 08/26/23



3
JAYLEN SNEED

LB • 6-1, 224 lbs • Junior/Sophomore
Hilton Head Island, SC (Hilton Head)

Tackles

		Tackles										Interceptions		Receptions				
SEASON	TEAM	GP	ua	a	total	tfl	pbu	ff	fr	blk	sacks	int	rec	yds	td	lg	rec/g	yds/r
2022-23	ND	4	1	6	7	0.5-3	0	0	0	0	0	0	0	0	0	0	0.0	0.0
2023-24	ND	13	5	9	14	1-8	2	1	0	0	1	0	0	0	0	0	0.0	0.0
2024-25	ND	6	9	9	18	2-2	0	1	0	0	1	0	0	0	0	0	0.0	0.0
TOTAL		23	15	24	39	3.5-13	2	2	0	0	2	0	0	0	0	0	0.0	0.0

Single Game Highs

Statistic	Value	
Total Tackles	5	at Texas A&M 08/31/24, vs Boston College 11/19/22
Total Sacks	1	vs Southern California 10/14/23, vs Louisville 09/28/24
Total Tackles For Loss	1	vs Southern California 10/14/23, at Texas A&M 08/31/24, vs Louisville 09/28/24



4
JAIDEN AUSBERRY

LB • 6-2, 216 lbs • Sophomore/Freshman
Baton Rouge, LA (University Lab)

Tackles

		Tackles										Interceptions		Receptions				
SEASON	TEAM	GP	ua	a	total	tfl	pbu	ff	fr	blk	sacks	int	rec	yds	td	lg	rec/g	yds/r
2023-24	ND	5	2	1	3	0-0	0	0	0	0	0	0	0	0	0	0	0.0	0.0
2024-25	ND	6	11	13	24	0-0	1	0	1	0	0	0	0	0	0	0	0.0	0.0
TOTAL		11	13	14	27	0-0	1	0	1	0	0	0	0	0	0	0	0.0	0.0

Single Game Highs

Statistic	Value	
Total Tackles	6	vs NIU 09/07/24, vs Stanford 10/12/24



4
JEREMIAH LOVE

RB • 6-0, 210 lbs • Sophomore/Sophomore
St. Louis, MO (Christian Brothers)

Rushing and Passing

			Rushing						Passing							
SEASON	TEAM	gp	att	yds	td	lg	avg/c	avg/g	comp-att-int	yds	td	lg	pct	avg/p	avg/g	effc
2023-24	ND	13	71	385	1	36	5.4	29.6	0-0-0	0	0	0	0.0	0.0	0.0	0.0
2024-25	ND	6	63	426	6	48	6.8	71.0	0-0-0	0	0	0	0.0	0.0	0.0	0.0
TOTAL			19	134	811	7	48	6.1	42.7	0-0-0	0	0	0.0	0.0	0.0	0.0

Scoring and Total Offense

			Scoring								Total Offense				
SEASON	TEAM	gp	td	rush	rcv	ret	pat	2pat	fg	total	avg/g	rush	pass	total	avg/g
2023-24	ND	13	2	1	1	0	0	0	0	12	0.9	385	0	385	29.6
2024-25	ND	6	7	6	1	0	0	0	0	42	7.0	426	0	426	71.0
TOTAL			19	9	7	2	0	0	0	54	2.8	811	0	811	42.7

Punting and All Purpose

			Punting				All Purpose						
SEASON	TEAM	gp	no.	yds	lg	avg/g	rush	rcv	pr	kr	lr	total	avg/g
2023-24	ND	13	0	0	0	0.0	385	77	0	42	0	504	38.8
2024-25	ND	6	0	0	0	0.0	426	92	0	0	0	518	86.3
TOTAL		19	0	0	0	0.0	811	169	0	42	0	1022	53.8

Tackles

			Tackles								Interceptions		Receptions					
SEASON	TEAM	GP	ua	a	total	tfl	pbu	ff	fr	blk	sacks	int	rec	yds	td	lg	rec/g	yds/r
2023-24	ND	13	1	0	1	0-0	0	0	0	0	0	0	8	77	1	33	0.6	9.6
2024-25	ND	6	0	0	0	0-0	0	0	0	0	0	0	12	92	1	32	2.0	7.7
TOTAL			19	1	1	0-0	0	0	0	0	0	0	20	169	2	33	1.1	8.5

Single Game Highs

Statistic	Value	
Rushing Attempts	15	vs Oregon St. 12/29/23
Rushing Yards Net	109	at Purdue 09/14/24
Rushing Touchdowns	1	7 times
Longest Rushing	48	at Purdue 09/14/24
Receptions	5	vs Louisville 09/28/24
Receptions Yards	27	vs Louisville 09/28/24
Receptions Touchdowns	1	vs Oregon St. 12/29/23, vs Louisville 09/28/24
Longest Reception	33	vs Pittsburgh 10/28/23
Longest Kick Return	21	at Duke 09/30/23
Total Tackles	1	at Clemson 11/04/23



5
BEAUX COLLINS

WR • 6-3, 206 lbs • Graduate Student/Senior
Los Angeles, CA (St. John Bosco/Clemson)

Scoring and Total Offense

			Scoring								Total Offense				
SEASON	TEAM	gp	td	rush	rcv	ret	pat	2pat	fg	total	avg/g	rush	pass	total	avg/g
2021-22	CU	11	3	0	3	0	0	0	0	18	1.6	0	0	0	0.0
2022-23	CU	10	5	0	5	0	0	0	0	32	3.2	0	0	0	0.0
2023-24	CU	11	3	0	3	0	0	0	0	18	1.6	0	0	0	0.0
2024-25	ND	6	1	0	1	0	0	0	0	6	1.0	0	0	0	0.0
TOTAL FOR ND			6	1	0	1	0	0	0	6	1.0	0	0	0	0.0
TOTAL			38	12	0	12	0	0	0	74	1.9	0	0	0	0.0

Punting and All Purpose

			Punting				All Purpose						
SEASON	TEAM	gp	no.	yds	lg	avg/g	rush	rcv	pr	kr	lr	total	avg/g
2021-22	CU	11	0	0	0	0.0	0	407	0	0	0	407	37.0
2022-23	CU	10	0	0	0	0.0	0	373	0	0	0	373	37.3
2023-24	CU	11	0	0	0	0.0	0	510	0	0	0	510	46.4
2024-25	ND	6	0	0	0	0.0	0	266	0	0	0	266	44.3
TOTAL FOR ND			6	0	0	0.0	0	266	0	0	0	266	44.3
TOTAL			38	0	0	0.0	0	1556	0	0	0	1556	40.9

Tackles

			Tackles								Interceptions		Receptions					
SEASON	TEAM	GP	ua	a	total	tfl	pbu	ff	fr	blk	sacks	int	rec	yds	td	lg	rec/g	yds/r
2021-22	CU	11	0	0	0	0-0	0	0	0	0	0	0	31	407	3	58	2.8	13.1
2022-23	CU	10	0	0	0	0-0	0	0	0	0	0	0	22	373	5	59	2.2	17.0
2023-24	CU	11	0	0	0	0-0	0	0	0	0	0	0	38	510	3	69	3.5	13.4
2024-25	ND	6	0	0	0	0-0	0	0	0	0	0	0	21	266	1	53	3.5	12.7
TOTAL FOR ND			6	0	0	0-0	0	0	0	0	0	0	21	266	1	53	3.5	12.7
TOTAL			38	0	0	0-0	0	0	0	0	0	0	112	1556	12	69	2.9	13.9

Single Game Highs

Statistic	Value	
Receptions	7	vs Charleston So. 09/09/23
Receptions Yards	137	vs Wake Forest 11/20/21, vs Charleston So. 09/09/23
Receptions Touchdowns	1	12 times
Longest Reception	69	vs Charleston So. 09/09/23



5
BOUBACAR TRAORE

DL • 6-4, 243 lbs • Sophomore/Freshman
Boston, MA (Catholic Memorial)

Scoring and Total Offense

			Scoring								Total Offense				
SEASON	TEAM	gp	td	rush	rcv	ret	pat	2pat	fg	total	avg/g	rush	pass	total	avg/g
2023-24	ND	5	0	0	0	0	0	0	0	0	0.0	0	0	0	0.0
2024-25	ND	5	1	0	0	1	0	0	0	6	1.2	0	0	0	0.0
TOTAL			10	1	0	1	0	0	0	6	0.6	0	0	0	0.0

Punting and All Purpose

			Punting				All Purpose						
SEASON	TEAM	gp	no.	yds	lg	avg/g	rush	rcv	pr	kr	lr	total	avg/g
2023-24	ND	5	0	0	0	0.0	0	0	0	0	0	0	0.0
2024-25	ND	5	0	0	0	0.0	0	0	0	0	34	34	6.8
TOTAL		10	0	0	0	0.0	0	0	0	0	34	34	3.4

Tackles

			Tackles								Interceptions		Receptions					
SEASON	TEAM	GP	ua	a	total	tfl	pbu	ff	fr	blk	sacks	int	rec	yds	td	lg	rec/g	yds/r
2023-24	ND	5	1	0	1	1-6	0	1	0	0	1	0	0	0	0	0	0.0	0.0
2024-25	ND	5	8	3	11	5-26	0	1	0	0	3	1	0	0	0	0	0.0	0.0
TOTAL			10	9	3	12	6-32	0	2	0	4	1	0	0	0	0	0.0	0.0

Single Game Highs

Statistic	Value	
Total Tackles	5	vs Miami (OH) 09/21/24
Total Sacks	2	vs Miami (OH) 09/21/24
Total Tackles For Loss	2	vs Miami (OH) 09/21/24
Total Interceptions	1	at Purdue 09/14/24



6
JORDAN FAISON

WR • 5-10, 184 lbs • Sophomore/Sophomore
Fort Lauderdale, FL (Pine Crest)

Rushing and Passing

			Rushing						Passing							
SEASON	TEAM	gp	att	yds	td	lg	avg/c	avg/g	comp-att-int	yds	td	lg	pct	avg/p	avg/g	effc
2023-24	ND	7	2	22	0	16	11.0	3.1	0-0-0	0	0	0	0.0	0.0	0.0	0.0
2024-25	ND	3	0	0	0	0	0.0	0.0	0-0-0	0	0	0	0.0	0.0	0.0	0.0
TOTAL			10	2	22	0	16	11.0	2.2	0-0-0	0	0	0	0.0	0.0	0.0

Scoring and Total Offense

Scoring												Total Offense			
SEASON	TEAM	gp	td	rush	rcv	ret	pat	2pat	fg	total	avg/g	rush	pass	total	avg/g
2023-24	ND	7	4	0	4	0	0	0	0	24	3.4	22	0	22	3.1
2024-25	ND	3	0	0	0	0	0	0	0	0	0.0	0	0	0	0.0
TOTAL		10	4	0	4	0	0	0	0	24	2.4	22	0	22	2.2

Punting and All Purpose


			Punting				All Purpose							
SEASON	TEAM	gp	no.	yds	lg	avg/g	rush	rcv	pr	kr	lr	total	avg/g	
2023-24	ND	7	0	0	0	0.0	22	322	28	0	0	372	53.1	
2024-25	ND	3	0	0	0	0.0	0	29	0	0	0	29	9.7	
TOTAL		10	0	0	0	0.0	22	351	28	0	0	401	40.1	

Tackles

			Tackles									Interceptions		Receptions					
SEASON	TEAM	GP	ua	a	total	tfl	pbu	ff	fr	blk	sacks	int	rec	yds	td	lg	rec/g	yds/r	yds/g
2023-24	ND	7	0	0	0	0-0	0	0	0	0	0	0	19	322	4	55	2.7	16.9	46.0
2024-25	ND	3	0	0	0	0-0	0	0	0	0	0	0	4	29	0	13	1.3	7.3	9.7
TOTAL		10	0	0	0	0-0	0	0	0	0	0	0	23	351	4	55	2.3	15.3	35.1

Single Game Highs

Statistic	Value	
Rushing Attempts	1	vs Southern California 10/14/23, at Clemson 11/04/23
Rushing Yards Net	16	vs Southern California 10/14/23
Longest Rushing	16	vs Southern California 10/14/23
Receptions	5	vs Oregon St. 12/29/23
Receptions Yards	115	vs Oregon St. 12/29/23
Receptions Touchdowns	1	4 times
Longest Reception	55	vs Oregon St. 12/29/23
Longest Punt Return	20	vs Pittsburgh 10/8/23



8
KENNY MINCHEY

QB • 6-2, 207 lbs • Sophomore/Freshman
Hendersonville, TN (Pope John Paul II)

Rushing and Passing

			Rushing						Passing							
SEASON	TEAM	gp	att	yds	td	lg	avg/c	avg/g	comp-att-int	yds	td	lg	pct	avg/p	avg/g	effic
2023-24	ND	3	0	0	0	0	0.0	0.0	2-2-0	12	0	8	100.0	6.0	4.0	150.4
2024-25	ND	1	2	12	1	7	6.0	12.0	1-1-0	4	0	4	100.0	4.0	4.0	133.6
TOTAL			4	2	12	1	7	6.0	3-3-0	16	0	8	100.0	5.3	4.0	144.8

Scoring and Total Offense

			Scoring									Total Offense			
SEASON	TEAM	gp	td	rush	rcv	ret	pat	2pat	fg	total	avg/g	rush	pass	total	avg/g
2023-24	ND	3	0	0	0	0	0	0	0	0	0.0	0	12	12	4.0
2024-25	ND	1	1	1	0	0	0	0	0	6	6.0	12	4	16	16.0
TOTAL		4	1	1	0	0	0	0	0	6	1.5	12	16	28	7.0

Punting and All Purpose

			Punting				All Purpose							
SEASON	TEAM	gp	no.	yds	lg	avg/g	rush	rcv	pr	kr	lr	total	avg/g	
2023-24	ND	3	0	0	0	0.0	0	0	0	0	0	0	0.0	
2024-25	ND	1	0	0	0	0.0	12	0	0	0	0	12	12.0	
TOTAL		4	0	0	0	0.0	12	0	0	0	0	12	3.0	

Single Game Highs

Statistic	Value	
Rushing Attempts	2	at Purdue 09/14/24
Rushing Yards Net	12	at Purdue 09/14/24
Rushing Touchdowns	1	at Purdue 09/14/24
Longest Rushing	7	at Purdue 09/14/24
Total Passes	2	vs Tennessee St. 09/02/23
Completed Passes	2	vs Tennessee St. 09/02/23
Passes Yards	12	vs Tennessee St. 09/02/23
Longest Pass	8	vs Tennessee St. 09/02/23



8
ADON SHULER

S • 6-0, 200 lbs • Sophomore/Freshman
Irvington, NJ (Irvington)

Punting and All Purpose

			Punting				All Purpose							
SEASON	TEAM	gp	no.	yds	lg	avg/g	rush	rcv	pr	kr	lr	total	avg/g	
2023-24	ND	5	0	0	0	0.0	0	0	0	0	0	0	0.0	
2024-25	ND	6	0	0	0	0.0	0	0	0	0	12	12	2.0	
TOTAL		11	0	0	0	0.0	0	0	0	0	12	12	1.1	

Tackles

			Tackles									Interceptions		Receptions					
SEASON	TEAM	GP	ua	a	total	tfl	pbu	ff	fr	blk	sacks	int	rec	yds	td	lg	rec/g	yds/r	yds/g
2023-24	ND	5	4	2	6	0-0	0	0	0	0	0	0	0	0	0	0	0.0	0.0	0.0
2024-25	ND	6	10	2	12	2-4	3	0	0	0	0	1	0	0	0	0	0.0	0.0	0.0
TOTAL		11	14	4	18	2-4	3	0	0	0	0	1	0	0	0	0	0.0	0.0	0.0

Single Game Highs

Statistic	Value	
Total Tackles	3	4 times
Total Tackles For Loss	1	vs Louisville 09/28/24, vs Stanford 10/12/24
Total Interceptions	1	at Texas A&M 08/31/24



9 RJ OBEN

DL • 6-3, 265 lbs • Graduate Student/*Senior
Montclair, NJ (St. Peter's Prep/Duke)

Punting and All Purpose

			Punting				All Purpose							
SEASON	TEAM	gp	no.	yds	lg	avg/g	rush	rcv	pr	kr	ir	total	avg/g	
2019-20	DU	4	0	0	0	0.0	0	0	0	0	0	0	0.0	
2020-21	DU	9	0	0	0	0.0	0	0	0	0	0	0	0.0	
2021-22	DU	12	0	0	0	0.0	0	0	0	0	8	8	0.7	
2022-23	DU	13	0	0	0	0.0	0	0	0	0	0	0	0.0	
2023-24	DU	12	0	0	0	0.0	0	0	0	0	0	0	0.0	
2024-25	ND	6	0	0	0	0.0	0	0	0	0	0	0	0.0	
TOTAL FOR ND			6	0	0	0.0	0	0	0	0	0	0	0.0	
TOTAL			56	0	0	0.0	0	0	0	0	8	8	0.1	

Tackles

SEASON	TEAM	GP	Tackles								Interceptions		Receptions			
			ua	a	total	tfl	pbu	ff	fr	blk	sacks	int	rec	yds	td	lg
2019-20	DU	4	0	1	1	0-0	0	0	0	0	0	0	0	0	0	0.0
2020-21	DU	9	1	3	4	0.5-4	0	0	0	0	0	0	0	0	0	0.0
2021-22	DU	12	14	11	25	7-27	0	3	0	0	5	1	0	0	0	0.0
2022-23	DU	13	11	9	20	6.5-26	0	2	0	0	4.5	0	0	0	0	0.0
2023-24	DU	12	7	10	17	6-49	1	0	0	0	5	0	0	0	0	0.0
2024-25	ND	6	5	4	9	0-0	0	0	0	0	0	0	0	0	0	0.0
TOTAL FOR ND			6	5	4	9	0-0	0	0	0	0	0	0	0	0	0.0
TOTAL			56	38	38	76	20-106	1	5	0	14.5	1	0	0	0	0.0

Single Game Highs

Statistic	Value	
Total Tackles	5	at Charlotte 09/03/21, vs Pittsburgh 11/06/21
Total Sacks	1.5	at Miami (FL) 10/22/22, vs Pittsburgh 11/25/23
Total Tackles For Loss	2.5	at Charlotte 09/03/21, vs Pittsburgh 11/25/23
Total Interceptions	1	at Virginia Tech 11/13/21



9 ELI RARIDON

TE • 6-7, 250 lbs • Junior/Junior
Des Moines, IA (Valley)

Scoring and Total Offense

SEASON	TEAM	gp	Scoring								Total Offense			
			td	rush	rcv	ret	pat	2pat	fg	total	avg/g	rush	pass	total
2022-23	ND	5	0	0	0	0	0	0	0	0	0.0	0	0	0
2023-24	ND	7	1	0	1	0	0	0	0	6	0.9	0	0	0
2024-25	ND	6	1	0	1	0	0	0	0	6	1.0	0	0	0
TOTAL			18	2	0	2	0	0	0	12	0.7	0	0	0

Punting and All Purpose

			Punting				All Purpose							
SEASON	TEAM	gp	no.	yds	lg	avg/g	rush	rcv	pr	kr	lr	total	avg/g	
2022-23	ND	5	0	0	0	0.0	0	0	0	0	0	0	0.0	
2023-24	ND	7	0	0	0	0.0	0	51	0	0	0	51	7.3	
2024-25	ND	6	0	0	0	0.0	0	41	0	0	0	41	6.8	
TOTAL		18	0	0	0	0.0	0	92	0	0	0	92	5.1	

Tackles

SEASON	TEAM	GP	Tackles								Interceptions		Receptions			
			ua	a	total	tfl	pbu	ff	fr	blk	sacks	int	rec	yds	td	lg
2022-23	ND	5	0	0	0	0-0	0	0	0	0	0	0	0	0	0	0.0
2023-24	ND	7	0	0	0	0-0	0	0	0	0	0	0	5	51	1	19
2024-25	ND	6	0	0	0	0-0	0	0	0	0	0	0	5	41	1	12
TOTAL			18	0	0	0-0	0	0	0	0	0	0	10	92	2	19

Single Game Highs

Statistic	Value	
Receptions	3	vs Wake Forest 11/18/23, at Purdue 09/14/24
Receptions Yards	39	vs Wake Forest 11/18/23
Receptions Touchdowns	1	vs Wake Forest 11/18/23, vs Stanford 10/12/24
Longest Reception	19	vs Wake Forest 11/18/23



10 KRIS MITCHELL

WR • 6-0, 186 lbs • Graduate Student/*Senior
Jacksonville, FL (Mandarin/FIU)

Rushing and Passing

SEASON	TEAM	gp	Rushing						Passing							
			att	yds	td	lg	avg/c	avg/g	comp-att-int	yds	td	lg	pct	avg/p	avg/g	effic
2020-21	FIU	4	0	0	0	0	0.0	0.0	0-0-0	0	0	0	0.0	0.0	0.0	0.0
2021-22	FIU	10	0	0	0	0	0.0	0.0	0-0-0	0	0	0	0.0	0.0	0.0	0.0
2022-23	FIU	12	4	29	0	13	5.0	1.7	0-0-0	0	0	0	0.0	0.0	0.0	0.0
2023-24	FIU	12	1	0	0	0	0.0	0.0	0-0-0	0	0	0	0.0	0.0	0.0	0.0
2024-25	ND	6	0	0	0	0	0.0	0.0	0-0-0	0	0	0	0.0	0.0	0.0	0.0
TOTAL FOR ND			6	0	0	0	0.0	0.0	0-0-0	0	0	0	0.0	0.0	0.0	0.0
TOTAL			44	5	20	0	13	4.0	0.5	0-0-0	0	0	0	0.0	0.0	0.0

Scoring and Total Offense

SEASON	TEAM	gp	Scoring								Total Offense			
			td	rush	rcv	ret	pat	2pat	fg	total	avg/g	rush	pass	total
2020-21	FIU	4	0	0	0	0	0	0	0	0	0.0	0	0	0
2021-22	FIU	10	1	0	1	0	0	0	0	6	0.6	0	0	0
2022-23	FIU	12	4	0	4	0	0	0	0	26	2.2	20	0	20
2023-24	FIU	12	6	0	6	0	0	0	0	36	3.0	0	0	0
2024-25	ND	6	1	0	1	0	0	0	0	6	1.0	0	0	0
TOTAL FOR ND			6	1	0	1	0	0	0	6	1.0	0	0	0
TOTAL			44	12	0	12	0	0	0	74	1.7	20	0	20

Punting and All Purpose

SEASON	TEAM	Punting					All Purpose						
		gp	no.	yds	lg	avg/g	rush	rcv	pr	kr	lr	total	avg/g
2020-21	FIU	4	0	0	0	0.0	0	39	0	0	0	39	9.8
2021-22	FIU	10	0	0	0	0.0	0	158	0	0	0	158	15.8
2022-23	FIU	12	0	0	0	0.0	20	348	0	0	0	368	30.7
2023-24	FIU	12	0	0	0	0.0	0	1118	0	0	0	1118	93.2
2024-25	ND	6	0	0	0	0.0	0	101	0	0	0	101	16.8
TOTAL FOR ND		6	0	0	0	0.0	0	101	0	0	0	101	16.8
TOTAL		44	0	0	0	0.0	20	1764	0	0	0	1784	40.5

Tackles

SEASON	TEAM	GP	Tackles								Interceptions		Receptions			
			ua	a	total	tfl	pbu	ff	fr	blk	sacks	int	rec	yds	td	lg
2020-21	FIU	4	0	0	0	0-0	0	0	0	0	0	0	4	39	0	15
2021-22	FIU	10	0	0	0	0-0	0	0	0	0	0	0	9	158	1	50
2022-23	FIU	12	1	0	1	0-0	0	0	0	0	0	0	23	348	4	55
2023-24	FIU	12	1	0	1	0-0	0	0	0	0	0	0	64	1118	6	80
2024-25	ND	6	0	0	0	0-0	0	0	0	0	0	0	10	101	1	19
TOTAL FOR ND			6	0	0	0-0	0	0	0	0	0	0	10	101	1	19
TOTAL			44	2	2	0-0	0	0	0	0	0	0	110	1764	12	80

Single Game Highs

Statistic	Value	
Rushing Attempts	3	vs UConn 10/08/22
Rushing Yards Net	15	vs UConn 10/08/22
Longest Rushing	13	vs UConn 10/08/22
Receptions	9	vs Maine 09/02/23
Receptions Yards	201	vs Bryant 09/01/22, vs Maine 09/02/23
Receptions Touchdowns	2	at Arkansas 11/18/23
Longest Reception	80	vs Liberty 09/23/23, at North Texas 11/05/22
Total Tackles	1	



10 LOGHAN THOMAS

DL • 6-4, 224 lbs • Freshman/Freshman
Katy, TX (St. Edward [OH])

Tackles

			Tackles									Interceptions	Receptions						
SEASON	TEAM	GP	ua	a	total	tfl	pbu	ff	fr	blk	sacks	int	rec	yds	td	lg	rec/g	yds/r	yds/g
2024-25	ND	6	0	2	2	0.5-2	0	0	0	0	0.5	0	0	0	0	0	0.0	0.0	0.0
TOTAL		6	0	2	2	0.5-2	0	0	0	0	0.5	0	0	0	0	0	0.0	0.0	0.0

Single Game Highs

Statistic	Value	
Total Tackles	1	at Purdue 09/14/24, vs Stanford 10/12/24
Total Sacks	0.5	vs Stanford 10/12/24
Total Tackles For Loss	0.5	vs Stanford 10/12/24



12
JORDAN BOTELHO

DL • 6-3, 250 lbs • Graduate Student/*Senior
Honolulu, HI (Saint Louis)

Scoring and Total Offense

Season		Team	Scoring										Total Offense			
			gp	td	rush	rcv	ret	pat	2pat	fg	total	avg/g	rush	pass	total	avg/g
2020-21	ND	10	1	0	0	1	0	0	0	6	0.6	0	0	0	0.0	
2021-22	ND	11	0	0	0	0	0	0	0	0	0.0	0	0	0	0.0	
2022-23	ND	13	0	0	0	0	0	0	0	0	0.0	0	0	0	0.0	
2023-24	ND	13	0	0	0	0	0	0	0	0	0.0	0	0	0	0.0	
2024-25	ND	3	0	0	0	0	0	0	0	0	0.0	0	0	0	0.0	
TOTAL		50	1	0	0	1	0	0	0	6	0.1	0	0	0	0.0	

Punting and All Purpose


		Punting					All Purpose						
SEASON	TEAM	gp	no.	yds	lg	avg/g	rush	rcv	pr	kr	lr	total	avg/g
2020-21	ND	10	0	0	0	0.0	0	0	1	0	0	1	0.1
2021-22	ND	11	0	0	0	0.0	0	0	0	0	0	0	0.0
2022-23	ND	13	0	0	0	0.0	0	0	0	0	0	0	0.0
2023-24	ND	13	0	0	0	0.0	0	0	0	0	0	0	0.0
2024-25	ND	3	0	0	0	0.0	0	0	0	0	0	0	0.0
TOTAL		50	0	0	0	0.0	0	0	1	0	0	1	0.0

Tackles

			Tackles								Interceptions			Receptions			
SEASON	TEAM	GP	ua	a	total	tfl	pbu	fr	blk	sacks	int	rec	yds	td	rec/g	yds/r	yds/g
2020-21	ND	10	2	2	4	0-0	0	0	0	0	0	0	0	0	0	0.0	0.0
2021-22	ND	11	11	7	18	3-11	0	0	0	2	0	0	0	0	0	0.0	0.0
2022-23	ND	13	9	2	11	6-5-4	0	0	1	4.5	0	0	0	0	0	0.0	0.0
2023-24	ND	13	18	14	32	4-5-25	0	0	0	4	0	0	0	0	0	0.0	0.0
2024-25	ND	3	5	7	12	1-13	0	0	0	1	0	0	0	0	0	0.0	0.0
TOTAL		50	45	32	77	15-73	0	0	0	11.5	0	0	0	0	0	0.0	0.0

Single Game Highs

Statistic	Value	
Longest Punt Return	1	vs South Fla. 09/19/20
Total Tackles	6	at Texas A&M 08/31/24
Total Sacks	2	at Syracuse 10/29/22, vs South Carolina 12/30/22
Total Tackles For Loss	2	at Syracuse 10/29/22, vs South Carolina 12/30/22



12
CJ CARR

QB • 6-3, 210 lbs • Freshman/Freshman
Saline, MI (Saline)

Rushing and Passing

		Rushing								Passing							
SEASON	TEAM	gp	att	yds	td	lg	avg/c	avg/g		comp-att-int	yds	td	lg	pct	avg/p	avg/g	eff%
2024-25	ND	1	0	0	0	0	0.0	0.0		0-0-0	0	0	0	0.0	0.0	0.0	0.0
TOTAL		1	0	0	0	0	0.0	0.0		0-0-0	0	0	0	0.0	0.0	0.0	0.0

Scoring and Total Offense

			Scoring									Total Offense			
SEASON	TEAM	gp	td	rush	rcv	ret	pat	2pat	fg	total	avg/g	rush	pass	total	avg/g
2024-25	ND	1	0	0	0	0	0	0	0	0	0.0	0	0	0	0.0
TOTAL		1	0	0	0	0	0	0	0	0	0.0	0	0	0	0.0

Tackles

			Tackles									Interceptions	Receptions						
SEASON	TEAM	GP	ua	a	total	tf	pbu	ff	fr	blk	sacks	int	rec	yds	td	lg	rec/g	yds/r	yds/g
2024-25	ND	1	0	0	0	0-0	0	0	0	0	0	0	0	0	0	0	0.0	0.0	0.0
TOTAL		1	0	0	0	0-0	0	0	0	0	0	0	0	0	0	0	0.0	0.0	0.0



QB • 6-4, 216 lbs • Senior/Senior
Fairhope, AL (Fairhope/Duke)

Rushing and Passing

		Rushing										Passing						
SEASON	TEAM	gp	att	yds	td	lg	avg/c	avg/g	comp-att-int	yds	td	lg	pct	avg/p	avg/g	eff		
2021-22	DU	7	47	173	2	35	3.7	24.7	17-42-1	381	1	39	59.7	10.3	54.4	113.4		
2022-23	DU	7	124	699	13	74	5.6	53.8	250-392-6	2967	20	81	63.8	11.9	228.2	141.1		
2023-24	DU	7	58	352	4	44	6.1	50.3	95-165-3	1102	3	47	57.6	11.6	157.4	116.0		
2024-25	ND	6	65	405	8	50	6.2	67.5	98-148-2	979	6	53	66.2	10.0	163.2	132.5		
TOTAL FOR ND		6	65	405	8	50	6.2	67.5	98-148-2	979	6	53	66.2	10.0	163.2	132.5		
TOTAL FOR DU		33	294	1629	27	74	5.5	49.6	480-767-12	5429	30	81	62.6	11.3	164.5	131.8		

Scoring and Total Offense

Scoring										Total Offense				
SEASON	TEAM	gp	td	rush	rcv	ret	pat	fg	total	avg/g	rush	pass	total	avg/g
2021-22	DU	7	2	2	0	0	0	0	12	1.7	173	381	554	79.1
2022-23	DU	13	13	13	0	0	0	0	78	6.0	699	2967	3666	282.0
2023-24	DU	7	4	4	0	0	1	0	24	3.4	352	1102	1454	207.7
2024-25	ND	6	8	8	0	0	0	0	48	8.0	405	979	1384	230.7
TOTAL FOR ND		6	8	8	0	0	0	0	48	8.0	405	979	1384	230.7
TOTAL:		33	27	27	0	0	0	1	162	4.9	1629	5478	7058	213.9

Punting and All Purpose

Season		Team		Punting				All Purpose							
				gp	no.	yds	lg	avg/g	rush	rcv	pr	kr	lr	total	avg/g
2021-22	DU	7	0	0	0	0.0	173	0	0	0	0	173	24.7		
2022-23	DU	13	0	0	0	0.0	699	0	0	0	0	699	53.8		
2023-24	DU	7	1	28	28	28.0	352	0	0	0	0	352	50.3		
2024-25	ND	6	1	0	0	0.0	405	0	0	0	0	405	67.5		
TOTAL FOR ND		6	1	0	0	0.0	405	0	0	0	0	405	67.5		
TOTAL		33	2	1	28	28.0	1629	0	0	0	0	1629	48.4		

Tackles

[illegible]

Single Game Highs

Statistic	Value	
Rushing Attempts	18	vs Notre Dame 09/30/23
Rushing Yards Net	143	vs Miami (OH) 09/21/24
Rushing Touchdowns	3	at Miami (FL) 10/22/22, at Purdue 09/14/24
Longest Rushing	74	vs North Carolina 10/15/02
Total Passes	45	at Pittsburgh 11/19/02
Completed Passes	29	vs Wake Forest 11/26/02
Passes Yards	391	vs Wake Forest 11/26/02
Touchdowns from passes	4	vs Wake Forest 11/26/02
Longest Pass	81	at Northwestern 09/10/02
Punts	1	vs Notre Dame 09/30/23
Punts Average	28	vs Notre Dame 09/30/23
Longest Punt	28	vs Notre Dame 09/30/23
Punts Inside 20 Yards	1	vs Notre Dame 09/30/23



S • 6-0, 195 lbs • Sophomore/Freshman
West Chester, OH (Lakota West)

Tackles

Tackles											Interceptions		Receptions						
SEASON	TEAM	GP	ua	a	total	fr	pbu	ff	fr	blk	sacks	int	rec	yds	td	lg	rec/g	yds/r	yds/r
2023-24	ND	3	0	1	1	0-0	0	0	0	0	0	0	0	0	0	0	0.0	0.0	0.0
2024-25	ND	4	2	1	3	0-2	0	0	0	0	0.5	0	0	0	0	0	0.0	0.0	0.0
TOTAL		7	2	2	4	0-2	0	0	0	0	0.5	0	0	0	0	0	0.0	0.0	0.0

Single Game Highs

Statistic	Value	
Total Tackles	3	vs Stanford 10/12/24
Total Sacks	0.5	vs Stanford 10/12/24
Total Tackles For Loss	0.5	vs Stanford 10/12/24



WR • 6-2, 208 lbs • Freshman/Freshman
Charlotte, NC (Charlotte Christian)

Tackles

			Tackles									Interceptions	Receptions						
SEASON	TEAM	GP	ua	a	total	ttl	pbu	ff	fr	blk	sacks	int	rec	yds	td	lg	rec/g	yds/r	yds/g
2024-25	ND	2	0	0	0	0-0	0	0	0	0	0	0	0	0	0	0	0.0	0.0	0.0
TOTAL		2	0	0	0	0-0	0	0	0	0	0	0	0	0	0	0	0.0	0.0	0.0



15

LEONARD MOORE

CB • 6-2, 191 lbs • Fershman/Freshman
Round Rock, TX (Round Rock)

Tackles

			Tackles									Interceptions		Receptions					
SEASON	TEAM	GP	ua	a	total	tfl	pbu	ff	fr	blk	sacks	int	rec	yds	td	lg	rec/g	yds/r	yds/g
2024-25	ND	6	8	5	13	0-0	0	1	0	0	0	0	0	0	0	0	0.0	0.0	0.0
TOTAL		6	8	5	13	0-0	0	1	0	0	0	0	0	0	0	0	0.0	0.0	0.0

Single Game Highs

Statistic	Value	
Total Tackles	7	vs Louisville 09/28/24



16

JAMES RENDELL

P • 6-6, 224 lbs • Graduate Student/Senior
Melbourne, Victoria, Australia (Parkdale Secondary/RMIT)

Punting and All Purpose

			Punting				All Purpose							
SEASON	TEAM	gp	no.	yds	lg	avg/g	rush	rcv	pr	kr	lr	total	avg/g	
2024-25	ND	6	23	927	54	40.3	0	0	0	0	0	0	0.0	
TOTAL		6	23	927	54	40.3	0	0	0	0	0	0	0.0	

Tackles

			Tackles								Interceptions		Receptions						
SEASON	TEAM	GP	ua	a	total	tfl	pbu	ff	fr	blk	sacks	int	rec	yds	td	lg	rec/g	yds/r	yds/g
2024-25	ND	6	0	0	0	0-0	0	0	0	0	0	0	0	0	0	0	0.0	0.0	0.0
TOTAL		6	0	0	0	0-0	0	0	0	0	0	0	0	0	0	0	0.0	0.0	0.0

Single Game Highs

Statistic	Value	
Punts	5	at Texas A&M 08/31/24, vs NIU 09/07/24
Punts Average	47.25	vs Miami (OH) 09/21/24
Longest Punt	54	vs Miami (OH) 09/21/24
Punts inside 20 Yards	3	at Texas A&M 08/31/24, vs Louisville 09/28/24



17

BRENNAN VERNON

DL • 6-5, 262 lbs • Sophomore/Freshman
Mentor, OH (Mentor)

Tackles

			Tackles									Interceptions		Receptions					
SEASON	TEAM	GP	ua	a	total	tfl	pbu	ff	fr	blk	sacks	int	rec	yds	td	lg	rec/g	yds/r	yds/g
2023-24	ND	2	0	1	1	0-0	0	0	0	0	0	0	0	0	0	0	0.0	0.0	0.0
TOTAL		2	0	1	1	0-0	0	0	0	0	0	0	0	0	0	0	0.0	0.0	0.0

Single Game Highs

Statistic	Value	
Total Tackles	1	vs Tennessee St. 09/02/23



18
STEVE ANGELI

QB • 6-2, 208 lbs • Junior/Sophomore
Westfield, NJ (Bergen Catholic)

Rushing and Passing

			Rushing						Passing							
SEASON	TEAM	gp	att	yds	td	lg	avg/c	avg/g	comp-att-int	yds	td	lg	pct	avg/p	avg/g	effc
2022-23	ND	2	0	0	0	0	0.0	0.0	0-0-0	0	0	0	0.0	0.0	0.0	0.0
2023-24	ND	8	8	27	0	17	3.4	3.4	34-44-1	504	7	55	77.3	14.8	63.0	221.4
2024-25	ND	4	6	21	0	29	3.5	5.3	9-16-0	123	2	42	56.3	13.7	30.8	162.1
TOTAL		14	14	48	0	29	3.4	3.4	43-60-1	627	9	55	71.7	14.6	44.8	205.6

Scoring and Total Offense


			Scoring								Total Offense				
SEASON	TEAM	gp	td	rush	rcv	ret	pat	2pat	fg	total	avg/g	rush	pass	total	avg/g
2022-23	ND	2	0	0	0	0	0	0	0	0	0.0	0	0	0	0.0
2023-24	ND	8	0	0	0	0	0	0	0	0	0.0	27	504	531	66.4
2024-25	ND	4	0	0	0	0	0	0	0	0	0.0	21	123	144	36.0
TOTAL		14	0	0	0	0	0	0	0	0	0.0	48	627	675	48.2

Punting and All Purpose

			Punting				All Purpose						
SEASON	TEAM	gp	no.	yds	lg	avg/g	rush	rcv	pr	kr	lr	total	avg/g
2022-23	ND	2	0	0	0	0.0	0	0	0	0	0	0	0.0
2023-24	ND	8	0	0	0	0.0	27	0	0	0	0	27	3.4
2024-25	ND	4	0	0	0	0.0	21	0	0	0	0	21	5.3
TOTAL		14	0	0	0	0.0	48	0	0	0	0	48	3.4

Single Game Highs

Statistic	Value	
Rushing Attempts	8	vs Oregon St. 12/29/23
Rushing Yards Net	27	vs Oregon St. 12/29/23
Longest Rushing	29	at Purdue 09/14/24
Total Passes	19	vs Oregon St. 12/29/23
Completed Passes	15	vs Oregon St. 12/29/23
Passes Yards	232	vs Oregon St. 12/29/23
Touchdowns from passes	3	vs Oregon St. 12/29/23
Longest Pass	55	vs Oregon St. 12/29/23



18
CHANCE TUCKER

CB • 6-0, 189 lbs • Senior/Junior
Encino, CA (Crespi Carmelite)

Tackles

			Tackles									Interceptions		Receptions					
SEASON	TEAM	GP	ua	a	total	tfl	pbu	ff	fr	blk	sacks	int	rec	yds	td	lg	rec/g	yds/r	yds/g
2022-23	ND	1	0	0	0	0-0	0	0	0	0	0	0	0	0	0	0	0.0	0.0	0.0
2023-24	ND	9	3	0	3	0-0	0	0	0	0	0	0	0	0	0	0	0.0	0.0	0.0
TOTAL		10	3	0	3	0-0	0	0	0	0	0	0	0	0	0	0	0.0	0.0	0.0

Single Game Highs

Statistic	Value	
Total Tackles	2	vs Oregon St. 12/29/23



20
BENJAMIN MORRISON

CB • 6-0, 190 lbs • Junior/Junior
Phoenix, AZ (Brophy Prep)

Scoring and Total Offense

			Scoring								Total Offense				
SEASON	TEAM	gp	td	rush	rcv	ret	pat	2pat	fg	total	avg/g	rush	pass	total	avg/g
2022-23	ND	13	1	0	0	1	0	0	0	6	0.5	0	0	0	0.0
2023-24	ND	12	0	0	0	0	0	0	0	0	0.0	0	0	0	0.0
2024-25	ND	6	0	0	0	0	0	0	0	0	0.0	0	0	0	0.0
TOTAL		31	1	0	0	1	0	0	0	6	0.2	0	0	0	0.0

Punting and All Purpose

			Punting				All Purpose							
SEASON	TEAM	gp	no.	yds	lg	avg/g	rush	rcv	pr	kr	lr	total	avg/g	
2022-23	ND	13	0	0	0	0.0	0	0	0	0	97	97	7.5	
2023-24	ND	12	0	0	0	0.0	0	0	0	0	14	14	1.2	
2024-25	ND	6	0	0	0	0.0	0	0	0	0	0	0	0.0	
TOTAL		31	0	0	0	0.0	0	0	0	0	111	111	3.6	

Tackles

			Tackles									Interceptions		Receptions					
SEASON	TEAM	GP	ua	a	total	tfl	pbu	ff	fr	blk	sacks	int	rec	yds	td	lg	rec/g	yds/r	yds/g
2022-23	ND	13	22	11	33	1-2	4	0	0	0	0	6	0	0	0	0	0.0	0.0	0.0
2023-24	ND	12	25	6	31	3.5-10	10	0	0	0	0	3	0	0	0	0	0.0	0.0	0.0
2024-25	ND	6	14	6	20	0-0	4	0	0	0	0	0	0	0	0	0	0.0	0.0	0.0
TOTAL		31	61	23	84	4.5-12	18	0	0	0	0	9	0	0	0	0	0.0	0.0	0.0

Single Game Highs

Statistic	Value	
Total Tackles	7	vs Clemson 11/05/22
Total Tackles For Loss	1	4 times
Total Interceptions	3	vs Boston College 11/19/22



20
ANEYAS WILLIAMS

RB • 5-10, 206 lbs • Freshman/Freshman
Hannibal, MO (Hannibal)

Rushing and Passing

			Rushing						Passing							
SEASON	TEAM	gp	att	yds	td	lg	avg/c	avg/g	comp-att-int	yds	td	lg	pct	avg/p	avg/g	effic
2024-25	ND	5	9	64	1	19	7.1	12.8	0-0-0	0	0	0	0.0	0.0	0.0	0.0
TOTAL			5	9	64	1	19	7.1	12.8	0-0-0	0	0	0	0.0	0.0	0.0

Scoring and Total Offense

			Scoring								Total Offense				
SEASON	TEAM	gp	td	rush	rcv	ret	pat	2pat	fg	total	avg/g	rush	pass	total	avg/g
2024-25	ND	5	1	1	0	0	0	0	0	6	1.2	64	0	64	12.8
TOTAL			5	1	1	0	0	0	0	6	1.2	64	0	64	12.8

Punting and All Purpose

			Punting				All Purpose						
SEASON	TEAM	gp	no.	yds	lg	avg/g	rush	rcv	pr	kr	lr	total	avg/g
2024-25	ND	5	0	0	0	0.0	64	5	5	0	0	74	14.8
TOTAL		5	0	0	0	0.0	64	5	5	0	0	74	14.8

Single Game Highs

Statistic	Value	
Rushing Attempts	3	vs Stanford 10/12/24
Rushing Yards Net	28	vs Stanford 10/12/24
Rushing Touchdowns	1	vs Stanford 10/12/24
Longest Rushing	19	vs Stanford 10/12/24
Receptions	1	vs Stanford 10/12/24
Receptions Yards	5	vs Stanford 10/12/24
Longest Reception	5	vs Stanford 10/12/24
Longest Punt Return	5	at Purdue 09/14/24



21
KEDREN YOUNG

RB • 6-0, 229 lbs • Freshman/Freshman
Lufkin, TX (Lufkin)

Rushing and Passing

			Rushing						Passing							
SEASON	TEAM	gp	att	yds	td	lg	avg/c	avg/g	comp-att-int	yds	td	lg	pct	avg/p	avg/g	effic
2024-25	ND	2	11	64	0	12	5.8	32.0	0-0-0	0	0	0	0.0	0.0	0.0	0.0
TOTAL			2	11	64	0	12	5.8	32.0	0-0-0	0	0	0	0.0	0.0	0.0

Scoring and Total Offense

			Scoring								Total Offense				
SEASON	TEAM	gp	td	rush	rcv	ret	pat	2pat	fg	total	avg/g	rush	pass	total	avg/g
2024-25	ND	2	0	0	0	0	0	0	0	0	0.0	64	0	64	32.0
TOTAL			2	0	0	0	0	0	0	0	0.0	64	0	64	32.0

Punting and All Purpose

			Punting				All Purpose							
SEASON	TEAM	gp	no.	yds	lg	avg/g	rush	rcv	pr	kr	lr	total	avg/g	
2024-25	ND	2	0	0	0	0.0	64	0	0	0	0	64	32.0	
TOTAL		2	0	0	0	0.0	64	0	0	0	0	64	32.0	

Single Game Highs

Statistic	Value	
Rushing Attempts	7	vs Stanford 10/12/24
Rushing Yards Net	39	vs Stanford 10/12/24
Longest Rushing	12	vs Stanford 10/12/24



22
DEVYN FORD

RB • 5-11, 200 lbs • Graduate Student/*Senior
Stafford, VA (North Stafford/Penn State)

Rushing and Passing

			Rushing						Passing							
SEASON	TEAM	gp	att	yds	td	lg	avg/c	avg/g	comp-att-int	yds	td	lg	pct	avg/p	avg/g	effic
2019-20	PSU	12	52	294	3	81	5.7	24.5	0-0-0	0	0	0	0.0	0.0	0.0	0.0
2020-21	PSU	6	67	274	3	23	4.1	45.7	0-0-0	0	0	0	0.0	0.0	0.0	0.0
2021-22	PSU	9	14	61	0	12	4.4	6.8	0-0-0	0	0	0	0.0	0.0	0.0	0.0
2022-23	PSU	4	7	37	0	30	5.3	9.3	0-0-0	0	0	0	0.0	0.0	0.0	0.0
2023-24	ND	11	8	44	0	19	5.5	4.0	0-0-0	0	0	0	0.0	0.0	0.0	0.0
2024-25	ND	6	11	50	0	11	4.5	8.3	0-0-0	0	0	0	0.0	0.0	0.0	0.0
TOTAL FOR ND			17	19	94	0	19	4.9	5.5	0-0-0	0	0	0	0.0	0.0	0.0
TOTAL			48	159	760	6	81	4.8	15.8	0-0-0	0	0	0	0.0	0.0	0.0

Scoring and Total Offense

			Scoring								Total Offense				
SEASON	TEAM	gp	td	rush	rcv	ret	pat	2pat	fg	total	avg/g	rush	pass	total	avg/g
2019-20	PSU	12	3	3	0	0	0	0	0	18	1.5	294	0	294	24.5
2020-21	PSU	6	3	3	0	0	0	0	0	18	3.0	274	0	274	45.7
2021-22	PSU	9	0	0	0	0	0	0	0	0	0.0	61	0	61	6.8
2022-23	PSU	4	0	0	0	0	0	0	0	0	0.0	37	0	37	9.3
2023-24	ND	11	1	1	0	1	0	0	0	6	0.5	44	0	44	4.0
2024-25	ND	6	0	0	0	0	0	0	0	0	0.0	50	0	50	8.3
TOTAL FOR ND			17	1	0	1	0	0	0	6	0.4	94	0	94	5.5
TOTAL			48	7	6	1	0	0	0	42	0.9	760	0	760	15.8

Punting and All Purpose

			Punting				All Purpose							
SEASON	TEAM	gp	no.	yds	lg	avg/g	rush	rcv	pr	kr	lr	total	avg/g	
2019-20	PSU	12	0	0	0	0.0	294	30	0	0	0	324	27.0	
2020-21	PSU	6	0	0	0	0.0	274	24	0	93	0	391	65.2	
2021-22	PSU	9	0	0	0	0.0	61	18	0	191	0	270	30.0	
2022-23	PSU	4	0	0	0	0.0	37	31	0	0	0	68	17.0	
2023-24	ND	11	0	0	0	0.0	44	34	0	125	0	203	18.5	
2024-25	ND	6	0	0	0	0.0	50	6	0	23	0	79	13.2	
TOTAL FOR ND			17	0	0	0.0	94	40	0	148	0	282	16.6	
TOTAL			48	0	0	0.0	760	143	0	432	0	1335	27.8	

Tackles

			Tackles								Interceptions		Receptions			
SEASON	TEAM	GP	ua	a	total	ttl	pbu	ff	fr	bik	sacks	int	rec	yds	td	lg
2019-20	PSU	12	0	0	0	0-0	0	0	0	0	0	0	5	30	0	15
2020-21	PSU	6	0	0	0	0-0	0	0	1	0	0	0	7	24	0	8
2021-22	PSU	9	0	0	0	0-0	0	0	0	0	0	0	3	18	0	9
2022-23	PSU	4	1	0	1	0-0	0	0	0	0	0	0	5	31	0	12
2023-24	ND	11	2	2	4	0-0	0	1	0	0	0	0	4	34	1	12
2024-25	ND	6	0	1	1	0-0	0	0	0	0	0	0	2	6	0	6
TOTAL FOR ND			17	2	3	5	0-0	0	1	0	0	0	6	40	1	12
TOTAL			48	3	3	6	0-0	0	1	1	0	0	26	143	1	15

Single Game Highs

Statistic	Value	
Rushing Attempts	20	at Indiana 10/24/20
Rushing Yards Net	107	vs Idaho 08/31/19
Rushing Touchdowns	1	6 times
Longest Rushing	81	vs Idaho 08/31/19
Receptions	3	at Indiana 10/24/20, vs Idaho 08/31/19
Receptions Yards	15	at Maryland 09/27/19
Receptions Touchdowns	1	vs Wake Forest 11/8/22
Longest Reception	15	at Maryland 09/27/19
Longest Kick Return	36	at Michigan St. 11/27/21
Total Tackles	2	at Louisville 10/07/23



23
KENNEDY URLACHER

S • 5-11, 196 lbs • Freshman/Freshman
Chandler, AZ (Chandler)

Tackles

Tackles											Interceptions		Receptions						
SEASON	TEAM	GP	ua	a	total	tfl	pbu	ff	fr	blk	sacks	int	rec	td	lg	rec/g	yds/r	yds/g	
2024-25	ND	4	2	1	3	0-0	1	0	1	0	0	0	0	0	0	0.0	0.0	0.0	
TOTAL		4	2	1	3	0-0	1	0	1	0	0	0	0	0	0	0.0	0.0	0.0	

Single Game Highs

Statistic	Value	
Total Tackles	3	at Purdue 09/14/24



24
JACK KISER

LB • 6-2, 231 lbs • Graduate Student/*Senior
Royal Center, IN (Pioneer)

Scoring and Total Offense

SEASON	TEAM	gp	Scoring										Total Offense			
			td	rush	rcv	ret	pat	2pat	fg	total	avg/g	rush	pass	total	avg/g	
2019-20	ND	4	0	0	0	0	0	0	0	0	0.0	0	0	0	0.0	
2020-21	ND	10	0	0	0	0	0	0	0	0	0.0	0	0	0	0.0	
2021-22	ND	13	2	0	0	2	0	0	0	12	0.9	0	0	0	0.0	
2022-23	ND	13	0	0	0	0	0	0	0	0	0.0	0	0	0	0.0	
2023-24	ND	13	0	0	0	0	0	0	0	0	0.0	0	0	0	0.0	
2024-25	ND	6	0	0	0	0	0	0	0	0	0.0	0	0	0	0.0	
TOTAL		59	2	0	0	2	0	0	0	12	0.2	0	0	0	0.0	

Punting and All Purpose

SEASON	TEAM	gp	Punting				All Purpose									
			no.	yds	lg	avg/g	rush	rcv	pr	kr	lr	total	avg/g			
2019-20	ND	4	0	0	0	0.0	0	0	0	0	0	0	0.0			
2020-21	ND	10	0	0	0	0.0	0	0	0	0	2	2	0.2			
2021-22	ND	13	0	0	0	0.0	0	0	0	0	109	109	8.4			
2022-23	ND	13	0	0	0	0.0	0	0	0	0	0	0	0.0			
2023-24	ND	13	0	0	0	0.0	0	0	0	0	25	25	1.9			
2024-25	ND	6	0	0	0	0.0	0	0	0	0	0	0	0.0			
TOTAL		59	0	0	0	0.0	0	0	0	0	136	136	2.3			

Tackles

SEASON	TEAM	GP	Tackles									Interceptions		Receptions				
			ua	a	total	tfl	pbu	ff	fr	blk	sacks	int	rec	yds	td	lg	rec/g	yds/r
2019-20	ND	4	0	0	0	0-0	0	0	0	0	0	0	0	0	0	0.0	0.0	0.0
2020-21	ND	10	16	4	20	3-5	0	0	0	0	0	1	0	0	0	0.0	0.0	0.0
2021-22	ND	13	26	19	45	1-3	5	2	0	0	0	2	0	0	0	0.0	0.0	0.0
2022-23	ND	13	28	30	58	5.5-19	0	1	0	1	2.5	0	0	0	0	0.0	0.0	0.0
2023-24	ND	13	41	21	62	1.5-13	1	1	0	0	1.5	1	0	0	0	0.0	0.0	0.0
2024-25	ND	6	19	10	29	0-0	0	0	0	0	0	0	0	0	0	0.0	0.0	0.0
TOTAL		59	130	84	214	11-40	6	4	0	1	4	4	0	0	0	0.0	0.0	0.0

Single Game Highs

Statistic	Value	
Total Tackles	10	vs Central Mich. 09/16/23
Total Sacks	1	vs Marshall 09/10/22, vs Boston College 11/19/22, vs Central Mich. 09/16/23
Total Tackles For Loss	2	vs South Fla. 09/19/20
Total Interceptions	1	4 times



24
JADARIAN PRICE

RB • 5-10, 206 lbs • Junior/Sophomore
Denison, TX (Denison)

Rushing and Passing

		Rushing							Passing							
SEASON	TEAM	gp	att	yds	td	lg	avg/c	avg/g	comp-att-int	yds	td	lg	pct	avg/p	avg/g	effic
2023-24	ND	13	47	272	3	54	5.8	20.9	0-0-0	0	0	0	0.0	0.0	0.0	0.0
2024-25	ND	6	41	260	3	70	6.3	43.3	0-0-0	0	0	0	0.0	0.0	0.0	0.0
TOTAL		19	88	532	6	70	6.0	28.0	0-0-0	0	0	0	0.0	0.0	0.0	0.0

Scoring and Total Offense

SEASON	TEAM	gp	Scoring										Total Offense			
			td	rush	rcv	ret	pat	2pat	fg	total	avg/g	rush	pass	total	avg/g	
2023-24	ND	13	5	3	1	1	0	0	0	30	2.3	272	0	272	20.9	
2024-25	ND	6	3	3	0	0	0	0	0	18	3.0	260	0	260	43.3	
TOTAL		19	8	6	1	1	0	0	0	48	2.5	532	0	532	28.0	

Punting and All Purpose

SEASON	TEAM	gp	Punting				All Purpose									
			no.	yds	lg	avg/g	rush	rcv	pr	kr	lr	total	avg/g			
2023-24	ND	13	0	0	0	0.0	272	65	0	344	0	681	52.4			
2024-25	ND	6	0	0	0	0.0	260	3	0	0	0	263	43.8			
TOTAL		19	0	0	0	0.0	532	68	0	344	0	944	49.7			

Tackles

			Tackles								Interceptions	Receptions							
SEASON	TEAM	GP	ua	a	total	tfl	pbu	ff	fr	blk	sacks	int	rec	yds	td	lg	rec/g	yds/r	yds/g
2023-24	ND	13	0	0	0	0-0	0	0	0	0	0	0	5	65	1	40	0.4	13.0	5.0
2024-25	ND	6	0	0	0	0-0	0	0	0	0	0	0	2	3	0	4	0.3	1.5	0.5
TOTAL		19	0	0	0	0-0	0	0	0	0	0	0	7	68	1	40	0.4	9.7	3.6

Single Game Highs

Statistic	Value	
Rushing Attempts	13	vs Oregon St. 12/29/23
Rushing Yards Net	106	vs Oregon St. 12/29/23
Rushing Touchdowns	1	6 times
Longest Rushing	70	at Purdue 09/14/24
Receptions	2	vs Tennessee St. 09/02/23
Receptions Yards	51	vs Tennessee St. 09/02/23
Receptions Touchdowns	1	vs Tennessee St. 09/02/23
Longest Reception	40	vs Tennessee St. 09/02/23
Longest Kick Return	99	vs Southern California 10/14/23



25
PRESTON ZINTER

LB • 6-2, 235 lbs • Sophomore/Freshman
North Andover, MA (Central Catholic)

Tackles

			Tackles									Interceptions		Receptions					
SEASON	TEAM	GP	ua	a	total	tfl	pbu	ff	fr	blk	sacks	int	rec	yds	td	lg	rec/g	yds/r	yds/g
2023-24	ND	4	1	1	2	0-0	0	0	0	0	0	0	0	0	0	0	0.0	0.0	0.0
2024-25	ND	5	0	0	0	0-0	0	0	0	0	0	0	0	0	0	0	0.0	0.0	0.0
TOTAL		9	1	1	2	0-0	0	0	0	0	0	0	0	0	0	0	0.0	0.0	0.0

Single Game Highs

Statistic	Value	
Total Tackles	1	vs Tennessee St. 09/02/23, at Stanford 11/25/23



26
TYLER BUCHNER

WR • 6-1, 215 lbs • Graduate Student/Junior
San Diego, CA (The Bishop's School)

Rushing and Passing

			Rushing							Passing									
SEASON	TEAM	gp	att	yds	td	lg	avg/c	avg/g		comp-att-int	yds	td	lg	pct	avg/p	avg/g	eff		
2021-22	ND	10	46	336	3	68	7.3	33.6		21-35-3	298	3	55	60.0	14.2	29.8	142.7		
2022-23	ND	3	36	123	4	21	3.4	41.0		46-83-5	651	3	75	55.4	14.2	217.0	121.2		
2023-24	UA	2	3	20	1	9	6.7	10.0		8-19-0	61	0	20	42.1	7.6	30.5	69.1		
TOTAL FOR ND			13	82	459	7	68	5.6	35.3	67-118-8	949	6	75	56.8	14.2	73.0	127.6		
TOTAL			15	85	479	8	68	5.6	31.9	75-137-8	1010	6	75	54.7	13.5	67.3	119.4		

Scoring and Total Offense

			Scoring										Total Offense			
SEASON	TEAM	gp	td	rush	rcv	ret	pat	fg	total	avg/g			rush	pass	total	avg/g
2021-22	ND	10	3	3	0	0	0	0	0	18	1.8		336	298	634	63.4
2022-23	ND	3	4	4	0	0	0	1	0	26	8.7		123	651	774	258.0
2023-24	UA	2	1	1	0	0	0	0	0	6	3.0		20	61	81	40.5
TOTAL FOR ND			13	7	7	0	0	1	0	44	3.4		459	949	1408	108.3
TOTAL			15	8	8	0	0	1	0	50	3.3		479	1010	1489	99.3

Punting and All Purpose

			Punting				All Purpose									
SEASON	TEAM	gp	no.	yds	lg	avg/g	rush	rcv	pr	kr	lr	total	avg/g			
2021-22	ND	10	0	0	0	0.0	336	0	0	0	0	336	33.6			
2022-23	ND	3	0	0	0	0.0	123	0	0	0	0	123	41.0			
2023-24	UA	2	0	0	0	0.0	20	0	0	0	0	20	10.0			
TOTAL FOR ND			13	0	0	0.0	459	0	0	0	0	459	35.3			
TOTAL			15	0	0	0.0	479	0	0	0	0	479	31.9			

Tackles

			Tackles									Interceptions		Receptions					
SEASON	TEAM	GP	ua	a	total	tfl	pbu	ff	fr	blk	sacks	int	rec	yds	td	lg	rec/g	yds/r	yds/g
2021-22	ND	10	0	0	0	0-0	0	0	0	0	0	0	0	0	0	0	0.0	0.0	0.0
2022-23	ND	3	0	0	0	0-0	0	0	0	0	0	0	0	0	0	0	0.0	0.0	0.0
2023-24	UA	2	0	0	0	0-0	0	0	0	0	0	0	0	0	0	0	0.0	0.0	0.0
TOTAL FOR ND			13	0	0	0-0	0	0	0	0	0	0	0	0	0	0	0.0	0.0	0.0
TOTAL			15	0	0	0-0	0	0	0	0	0	0	0	0	0	0	0.0	0.0	0.0

Single Game Highs

Statistic	Value	
Rushing Attempts	13	vs Marshall 09/10/22
Rushing Yards Net	68	vs Toledo 09/11/21
Rushing Touchdowns	2	vs South Carolina 12/30/22, vs Marshall 09/10/22
Longest Rushing	68	vs Georgia Tech 11/20/21
Total Passes	33	vs South Carolina 12/30/22
Completed Passes	18	vs Marshall 09/10/22, vs South Carolina 12/30/22
Passes Yards	273	vs South Carolina 12/30/22
Touchdowns from passes	3	vs South Carolina 12/30/22
Longest Pass	75	vs South Carolina 12/30/22



27
KYNGSTONN VILIAMU-ASA

LB • 6-3, 240 lbs • Freshman/Freshman
Inland Empire, CA (St. John Bosco)

Tackles

			Tackles									Interceptions		Receptions						
SEASON	TEAM	GP	ua	a	total	tfl	pbu	ff	fr	blk	sacks	int	rec	yds	td	lg	rec/g	yds/r	yds/g	
2024-25	ND	6	6	13	19	2.5-8	1	0	0	0	1	1	0	0	0	0	0.0	0.0	0.0	
TOTAL			6	6	13	19	2.5-8	1	0	0	0	1	1	0	0	0	0	0.0	0.0	0.0

Single Game Highs

Statistic	Value	
Total Tackles	7	vs NIU 09/07/24
Total Sacks	1	vs Louisville 09/28/24
Total Tackles For Loss	1	vs Louisville 09/28/24, vs Stanford 10/12/24
Total Interceptions	1	at Purdue 09/14/24



28

LUKE TALICH

S • 6-4, 211 lbs • Sophomore/Sophomore
Cody, WY (Cody)

Tackles

			Tackles									Interceptions		Receptions					
SEASON	TEAM	GP	ua	a	total	tfl	pbu	ff	fr	blk	sacks	int	rec	yds	td	lg	rec/g	yds/r	yds/g
2023-24	ND	8	2	0	2	0-0	0	0	0	0	0	0	0	0	0	0	0.0	0.0	0.0
2024-25	ND	6	3	2	5	0-0	0	1	0	0	0	0	0	0	0	0	0.0	0.0	0.0
TOTAL		14	5	2	7	0-0	0	1	0	0	0	0	0	0	0	0	0.0	0.0	0.0

Single Game Highs

Statistic	Value	
Total Tackles	2	at Purdue 09/14/24, vs NIU 09/07/24



29

CHRISTIAN GRAY

CB • 6-0, 189 lbs • Sophomore/Sophomore
St. Louis, MO (De Smet)

Tackles

			Tackles									Interceptions		Receptions					
SEASON	TEAM	GP	ua	a	total	tfl	pbu	ff	fr	blk	sacks	int	rec	yds	td	lg	rec/g	yds/r	yds/g
2023-24	ND	12	9	2	11	0-0	2	0	0	0	0	1	0	0	0	0	0.0	0.0	0.0
2024-25	ND	5	6	3	9	0-0	4	0	0	0	0	1	0	0	0	0	0.0	0.0	0.0
TOTAL			17	15	5	0-0	6	0	0	0	0	2	0	0	0	0	0.0	0.0	0.0

Single Game Highs

Statistic	Value	
Total Tackles	3	vs Oregon St. 12/29/23, vs NIU 09/07/24, vs Stanford 10/12/24
Total Interceptions	1	vs Pittsburgh 10/28/23, vs Miami (OH) 09/21/24



30

BRYCE YOUNG

DL • 6-7, 258 lbs • Freshman/Freshman
Charlotte, NC (Charlotte Christian)

Tackles

			Tackles									Interceptions		Receptions					
SEASON	TEAM	GP	ua	a	total	tfl	pbu	ff	fr	blk	sacks	int	rec	yds	td	lg	rec/g	yds/r	yds/g
2024-25	ND	6	5	1	6	0-0	0	0	0	1	0	0	0	0	0	0	0.0	0.0	0.0
TOTAL			6	5	1	6	0-0	0	0	0	1	0	0	0	0	0	0.0	0.0	0.0

Single Game Highs

Statistic	Value	
Total Tackles	3	vs Louisville 09/28/24



32

JUSTIN FISHER

RB • 6-2, 231 lbs • Junior/Junior
Mishawaka, IN (Mishawaka)

Rushing and Passing

			Rushing							Passing							
SEASON	TEAM	gp	att	yds	td	lg	avg/c	avg/g		comp-att-int	yds	td	lg	pct	avg/p	avg/g	effic
2023-24	ND	3	0	0	0	0	0.0	0.0		0-0-0	0	0	0	0.0	0.0	0.0	0.0
2024-25	ND	5	0	0	0	0	0.0	0.0		0-0-0	0	0	0	0.0	0.0	0.0	0.0
TOTAL			8	0	0	0	0.0	0.0		0-0-0	0	0	0	0.0	0.0	0.0	0.0

Scoring and Total Offense

			Scoring										Total Offense			
SEASON	TEAM	gp	td	rush	rcv	ret	pat	2pat	fg	total	avg/g		rush	pass	total	avg/g
2023-24	ND	3	0	0	0	0	0	0	0	0	0.0		0	0	0	0.0
2024-25	ND	5	0	0	0	0	0	0	0	0	0.0		0	0	0	0.0
TOTAL			8	0	0	0	0	0	0	0	0.0		0	0	0	0.0



33

TRE READER

LB • 6-1, 215 lbs • Junior/Junior
Tampa, FL (Berkeley Prep)

Tackles

			Tackles									Interceptions	Receptions							
SEASON	TEAM	GP	ua	a	total	tfl	pbu	ff	fr	blk	sacks		int	rec	yds	td	lg	rec/g	yds/r	yds/g
2023-24	ND	2	0	0	0	0-0	0	0	0	0	0		0	0	0	0	0	0.0	0.0	0.0
2024-25	ND	1	1	0	1	0-0	0	0	0	0	0		0	0	0	0	0	0.0	0.0	0.0
TOTAL			3	1	0	1	0-0	0	0	0	0		0	0	0	0	0	0.0	0.0	0.0

Single Game Highs

Statistic		Value	
Total Tackles		1	at Purdue 09/14/24



34

DRAYK BOWEN

LB • 6-2, 239 lbs • Sophomore/Sophomore
St. John, IN (Andrean)

Tackles

			Tackles									Interceptions		Receptions						
SEASON	TEAM	GP	ua	a	total	tfl	pbu	ff	fr	blk	sacks		int	rec	yds	td	lg	rec/g	yds/r	yds/g
2023-24	ND	12	8	6	14	0.5-0	0	1	0	0	0		0	0	0	0	0	0.0	0.0	0.0
2024-25	ND	6	14	15	29	2-13	1	1	0	0	1		0	0	0	0	0	0.0	0.0	0.0
TOTAL		18	22	21	43	2.5-13	1	2	0	0	1		0	0	0	0	0	0.0	0.0	0.0

Single Game Highs

Statistic		Value	
Total Tackles		7	vs NIU 09/07/24, vs Stanford 10/12/24
Total Sacks		1	vs Miami (OH) 09/21/24
Total Tackles For Loss		1	vs Miami (OH) 09/21/24, vs Louisville 09/28/24



35 JAKE TAFELSKI

RB • 5-11, 218 lbs • Graduate Student/Senior
Dearborn, MI (Dearborn/Central Michigan)

Rushing and Passing

SEASON	TEAM	gp	Rushing						Passing							
			att	yds	td	lg	avg/c	avg/g	comp-att-int	yds	td	lg	pct	avg/p	avg/g	effc
2021-22	CMU	4	1	5	0	5	5.0	1.3	0-0-0	0	0	0	0.0	0.0	0.0	0.0
2022-23	CMU	10	3	4	1	3	1.3	0.4	0-0-0	0	0	0	0.0	0.0	0.0	0.0
2023-24	CMU	11	3	12	0	5	4.0	1.1	0-0-0	0	0	0	0.0	0.0	0.0	0.0
2024-25	ND	1	0	0	0	0	0.0	0.0	0-0-0	0	0	0	0.0	0.0	0.0	0.0
TOTAL FOR ND		1	0	0	0	0	0.0	0.0	0-0-0	0	0	0	0.0	0.0	0.0	0.0
TOTAL		26	7	21	1	5	3.0	0.8	0-0-0	0	0	0	0.0	0.0	0.0	0.0

Scoring and Total Offense

			Scoring									Total Offense			
SEASON	TEAM	gp	td	rush	rcv	ret	pat	2pat	fg	total	avg/g	rush	pass	total	avg/g
2021-22	CMU	4	0	0	0	0	0	0	0	0	0.0	5	0	5	1.3
2022-23	CMU	10	1	1	0	0	0	0	0	6	0.6	4	0	4	0.4
2023-24	CMU	11	0	0	0	0	0	0	0	0	0.0	12	0	12	1.1
2024-25	ND	1	0	0	0	0	0	0	0	0	0.0	0	0	0	0.0
TOTAL FOR ND		1	0	0	0	0	0	0	0	0	0.0	0	0	0	0.0
TOTAL		26	1	1	0	0	0	0	0	6	0.2	21	0	21	0.8

Punting and All Purpose


SEASON	TEAM	gp	Punting				All Purpose							
			no.	yds	lg	avg/g	rush	rcv	pr	kr	lr	total	avg/g	
2021-22	CMU	4	0	0	0	0.0	5	5	0	0	0	10	2.5	
2022-23	CMU	10	0	0	0	0.0	4	37	0	0	0	41	4.1	
2023-24	CMU	11	0	0	0	0.0	12	0	0	0	0	12	1.1	
2024-25	ND	1	0	0	0	0.0	0	0	0	0	0	0	0.0	
TOTAL FOR ND		1	0	0	0	0.0	0	0	0	0	0	0	0.0	
TOTAL		26	0	0	0	0.0	21	42	0	0	0	63	2.4	

Tackles

SEASON	TEAM	GP	Tackles								Interceptions		Receptions			
			ua	a	total	tfl	pbu	ff	fr	blk	sacks	int	rec	yds	td	lg
2021-22	CMU	4	0	0	0	0-0	0	0	0	0	0	0	1	5	0	5
2022-23	CMU	10	1	1	2	0-0	0	0	0	0	0	0	4	37	0	16
2023-24	CMU	11	1	3	4	0-0	0	0	0	0	0	0	1	0	0	0.1
2024-25	ND	1	0	0	0	0-0	0	0	0	0	0	0	0	0	0	0.0
TOTAL FOR ND		1	0	0	0	0-0	0	0	0	0	0	0	0	0	0	0.0
TOTAL		26	2	4	6	0-0	0	0	0	0	0	0	6	42	0	16

Single Game Highs

Statistic	Value	
Rushing Attempts	3	vs Bowling Green 10/22/22, at Michigan St. 09/01/23
Rushing Yards Net	12	at Michigan St. 09/01/23
Rushing Touchdowns	1	vs Bowling Green 10/22/22
Longest Rushing	5	vs Robert Morris 09/11/21, at Michigan St. 09/01/23
Receptions	4	vs Bowling Green 10/22/22
Receptions Yards	37	vs Bowling Green 10/22/22
Longest Reception	16	vs Bowling Green 10/22/22
Total Tackles	2	vs Bucknell 09/17/22



37 MAX HURLEMAN

CB • 5-11, 202 lbs • Graduate Student/Senior
Wyomissing, PA (Wyomissing/Colgate)

Rushing and Passing

SEASON	TEAM	gp	Rushing						Passing							
			att	yds	td	lg	avg/c	avg/g	comp-att-int	yds	td	lg	pct	avg/p	avg/g	effc
2020-21	Colg	2	12	46	0	9	3.8	23.0	0-0-0	0	0	0	0.0	0.0	0.0	0.0
2021-22	Colg	11	92	346	1	14	3.8	31.5	0-0-0	0	0	0	0.0	0.0	0.0	0.0
2022-23	Colg	11	83	397	0	34	4.8	36.1	1-3-0	18	0	18	33.3	18.0	1.6	83.7
2023-24	Colg	11	7	25	0	8	3.6	2.3	0-0-0	0	0	0	0.0	0.0	0.0	0.0
2024-25	ND	6	0	0	0	0	0.0	0.0	0-0-0	0	0	0	0.0	0.0	0.0	0.0
TOTAL FOR ND		6	0	0	0	0	0.0	0.0	0-0-0	0	0	0	0.0	0.0	0.0	0.0
TOTAL		41	194	814	1	34	4.2	19.9	1-3-0	18	0	18	33.3	18.0	0.4	83.7

Scoring and Total Offense

SEASON	TEAM	gp	Scoring									Total Offense			
			td	rush	rcv	ret	pat	2pat	fg	total	avg/g	rush	pass	total	avg/g
2020-21	Colg	2	0	0	0	0	0	0	0	0.0	46	0	46	23.0	
2021-22	Colg	11	1	1	0	0	0	0	6	0.5	346	0	346	31.5	
2022-23	Colg	11	1	0	1	0	0	0	6	0.5	397	18	415	37.7	
2023-24	Colg	11	2	0	2	0	0	0	12	1.1	25	0	25	2.3	
2024-25	ND	6	0	0	0	0	0	0	0	0.0	0	0	0	0.0	
TOTAL FOR ND		6	0	0	0	0	0	0	0	0.0	0	0	0	0.0	
TOTAL		41	4	1	3	0	0	0	24	0.6	814	18	832	20.3	

Punting and All Purpose


SEASON	TEAM	gp	Punting				All Purpose							
			no.	yds	lg	avg/g	rush	rcv	pr	kr	lr	total	avg/g	
2020-21	Colg	2	0	0	0	0.0	46	48	0	0	0	94	47.0	
2021-22	Colg	11	0	0	0	0.0	346	281	0	15	0	642	58.4	
2022-23	Colg	11	0	0	0	0.0	397	239	138	211	0	985	89.5	
2023-24	Colg	11	0	0	0	0.0	25	273	77	82	0	457	41.5	
2024-25	ND	6	0	0	0	0.0	0	0	52	0	0	52	8.7	
TOTAL FOR ND		6	0	0	0	0.0	0	0	52	0	0	52	8.7	
TOTAL		41	0	0	0	0.0	814	841	267	308	0	2230	54.4	

Tackles

SEASON	TEAM	GP	Tackles								Interceptions		Receptions			
			ua	a	total	tfl	pbu	ff	fr	blk	sacks	int	rec	yds	td	lg
2020-21	Colg	2	0	0	0	0-0	0	0	0	0	0	0	2	48	0	47
2021-22	Colg	11	0	0	0	0-0	0	0	0	0	0	0	30	281	0	61
2022-23	Colg	11	0	0	0	0-0	0	0	0	0	0	0	20	239	1	63
2023-24	Colg	11	2	0	2	0-0	0	0	1	0	0	0	28	273	2	25
2024-25	ND	6	3	0	3	0-0	0	0	0	0	0	0	0	0	0	0.0
TOTAL FOR ND		6	3	0	3	0-0	0	0	0	0	0	0	0	0	0	0.0
TOTAL		41	5	0	5	0-0	0	0	1	0	0	0	80	841	3	63

Single Game Highs

Statistic	Value	
Rushing Attempts	15	at Maine 09/10/22
Rushing Yards Net	84	vs Fordham 11/20/21
Rushing Touchdowns	1	vs Fordham 11/20/21
Longest Rushing	34	at Army West Point 10/15/22
Total Passes	1	at Army West Point 10/15/22, vs Lafayette 11/05/22, at Fordham 11/19/22
Completed Passes	1	at Fordham 11/19/22
Passes Yards	18	at Fordham 11/19/22
Longest Pass	18	at Fordham 11/19/22
Receptions	7	vs Bucknell 10/28/23
Receptions Yards	78	at Fordham 11/19/22
Receptions Touchdowns	1	at Fordham 11/19/22, vs Lehigh 11/11/23, vs Dartmouth 10/14/23
Longest Reception	63	at Fordham 11/19/22
Longest Punt Return	26	vs Holy Cross 09/24/22
Longest Kick Return	41	at Fordham 11/19/22
Total Tackles	1	5 times



38 DAVIS SHERWOOD

TE • 6-3, 243 lbs • Senior/Senior
Greensboro, NC (Good Counsel)

Rushing and Passing

SEASON	TEAM	gp	Rushing						Passing							
			att	yds	td	lg	avg/c	avg/g	comp-att-int	yds	td	lg	pct	avg/p	avg/g	effc
2021-22	ND	12	0	0	0	0	0.0	0.0	0-0-0	0	0	0	0.0	0.0	0.0	0.0
2022-23	ND	13	0	0	0	0	0.0	0.0	1-1-0	20	0	20	100.0	20.0	1.5	268.0
2023-24	ND	13	0	0	0	0	0.0	0.0	0-0-0	0	0	0	0.0	0.0	0.0	0.0
2024-25	ND	5	0	0	0	0	0.0	0.0	0-0-0	0	0	0	0.0	0.0	0.0	0.0
TOTAL		43	0	0	0	0	0.0	0.0	1-1-0	20	0	20	100.0	20.0	0.5	268.0

Scoring and Total Offense

			Scoring									Total Offense			
SEASON	TEAM	gp	td	rush	rcv	ret	pat	2pat	fg	total	avg/g	rush	pass	total	avg/g
2021-22	ND	12	0	0	0	0	0	0	0	0	0.0	0	0	0	0.0
2022-23	ND	13	0	0	0	0	0	0	0	0	0.0	0	20	20	1.5
2023-24	ND	13	1	0	1	0	0	0	0	6	0.5	0	0	0	0.0
2024-25	ND	5	0	0	0	0	0	0	0	0	0.0	0	0	0	0.0
TOTAL		43	1	0	1	0	0	0	0	6	0.1	0	20	20	0.5



40
JOSHUA BURNHAM


DL • 6-4, 251 lbs • Junior/Sophomore
Traverse City, MI (Traverse City Central)

Tackles

			Tackles									Interceptions		Receptions					
SEASON	TEAM	GP	ua	a	total	tfl	pbu	ff	fr	blk	sacks	int	rec	yds	td	lg	rec/g	yds/r	yds/g
2022-23	ND	1	0	1	1	0.5-3	0	0	0	0	0		0	0	0	0	0.0	0.0	0.0
2023-24	ND	13	10	8	18	4-19	0	0	0	0	1		0	0	0	0	0.0	0.0	0.0
2024-25	ND	4	3	6	9	2-11	0	1	1	0	0		0	0	0	0	0.0	0.0	0.0
TOTAL		18	13	15	28	6.5-33	0	1	1	0	1		0	0	0	0	0.0	0.0	0.0

Single Game Highs

		Statistic	Value	
		Total Tackles	5	vs Stanford 10/12/24
		Total Sacks	1	vs Navy 08/26/23
		Total Tackles For Loss	1.5	vs Oregon St. 12/29/23



41
DONOVAN HINISH

DL • 6-2, 278 lbs • Junior/Sophomore
Pittsburgh, PA (Central Catholic)

Tackles

			Tackles									Interceptions		Receptions					
SEASON	TEAM	GP	ua	a	total	tfl	pbu	ff	fr	blk	sacks	int	rec	yds	td	lg	rec/g	yds/r	yds/g
2022-23	ND	1	0	0	0	0-0	0	0	0	0	0		0	0	0	0	0.0	0.0	0.0
2023-24	ND	9	4	6	10	1-7	0	0	0	0	1		0	0	0	0	0.0	0.0	0.0
2024-25	ND	6	5	7	12	0.5-5	1	0	0	0	0.5		0	0	0	0	0.0	0.0	0.0
TOTAL		16	9	13	22	1.5-12	1	0	0	0	1.5		0	0	0	0	0.0	0.0	0.0

Single Game Highs

		Statistic	Value	
		Total Tackles	5	at Texas A&M 08/31/24
		Total Sacks	1	at NC State 09/09/23
		Total Tackles For Loss	1	at NC State 09/09/23



43
KAHANU KIA

LB • 6-2, 230 lbs • Sophomore/Freshman
Kaneohe, HI (Punahou)

Tackles

Tackles											Interceptions		Receptions						
SEASON	TEAM	GP	ua	a	total	tfl	pbu	ff	fr	blk	sacks	int	rec	yds	td	lg	rec/g	yds/r	yds/g
2021-22	ND	8	4	3	7	0-0	0	0	0	0	0	0	0	0	0	0	0.0	0.0	0.0
TOTAL		8	4	3	7	0-0	0	0	0	0	0	0	0	0	0	0	0.0	0.0	0.0

Single Game Highs

		Statistic	Value	
		Total Tackles	4	vs Navy 11/06/21



44

JUNIOR TUIHALAMAKA

DL • 6-2, 255 lbs • Junior/Junior
Granada Hills, CA (Bishop Alemany)

Tackles

			Tackles								Interceptions		Receptions						
SEASON	TEAM	GP	ua	a	total	tfl	pbu	ff	fr	blk	sacks	int	rec	yds	td	lg	rec/g	yds/r	yds/g
2022-23	ND	13	4	2	6	0-0	0	0	0	0	0	0	0	0	0	0	0.0	0.0	0.0
2023-24	ND	13	7	3	10	0-0	0	0	0	0	0	0	0	0	0	0	0.0	0.0	0.0
2024-25	ND	6	3	6	9	1.5-8	0	0	0	0	0.5	1	0	0	0	0	0.0	0.0	0.0
TOTAL		32	14	11	25	1.5-8	0	0	0	0	0.5	1	0	0	0	0	0.0	0.0	0.0

Single Game Highs

Statistic		Value	
Total Tackles		4	at NC State 09/09/23
Total Sacks		0.5	vs Louisville 09/28/24
Total Tackles For Loss		1	vs Miami (OH) 09/21/24
Total Interceptions		1	vs Miami (OH) 09/21/24



47

JASON ONYE

DL • 6-5, 291 lbs • Senior/Junior
North Providence, RI (Bishop Hendricken)

Tackles

			Tackles								Interceptions		Receptions						
SEASON	TEAM	GP	ua	a	total	tfl	pbu	ff	fr	blk	sacks	int	rec	yds	td	lg	rec/g	yds/r	yds/g
2022-23	ND	1	0	2	2	0-0	0	0	0	0	0	0	0	0	0	0	0.0	0.0	0.0
2023-24	ND	13	11	6	17	0.5-1	0	0	0	2	0.5	0	0	0	0	0	0.0	0.0	0.0
2024-25	ND	5	4	3	7	1.5-3	1	0	0	1	1.5	0	0	0	0	0	0.0	0.0	0.0
TOTAL		19	15	11	26	2-14	1	0	0	3	2	0	0	0	0	0	0.0	0.0	0.0

Single Game Highs

Statistic		Value	
Total Tackles		5	vs Tennessee St. 09/02/23
Total Sacks		1.5	at Purdue 09/14/24
Total Tackles For Loss		1.5	at Purdue 09/14/24



48

MARCELLO DI MEDE

K • 6-0, 192 lbs • Sophomore/Sophomore
Glen Ellyn, IL (Glenbard West)

Scoring and Total Offense

			Scoring									Total Offense			
SEASON	TEAM	gp	td	rush	rcv	ret	pat	2pat	fg	total	avg/g	rush	pass	total	avg/g
2023-24	ND	1	0	0	0	0	1	0	0	1	1.0	0	0	0	0.0
2024-25	ND	1	0	0	0	0	1	0	0	1	1.0	0	0	0	0.0
TOTAL		2	0	0	0	0	2	0	0	2	1.0	0	0	0	0.0



49

ANDREW KROS

LS • 6-3, 220 lbs • Sophomore/Sophomore
Louisville, KY (St. Xavier)

Tackles			Tackles									Interceptions		Receptions					
SEASON	TEAM	GP	ua	a	total	tfl	pbu	ff	fr	blk	sacks	int	rec	yds	td	lg	rec/g	yds/r	yds/g
2023-24	ND	1	0	0	0	0-0	0	0	0	0	0		0	0	0	0	0.0	0.0	0.0
2024-25	ND	6	1	1	2	0-0	0	0	0	0	0		0	0	0	0	0.0	0.0	0.0
TOTAL		7	1	1	2	0-0	0	0	0	0	0		0	0	0	0	0.0	0.0	0.0

Single Game Highs	
Statistic	Value
Total Tackles	2
at Texas A&M 08/31/24	



56

HOWARD CROSS III

DL • 6-1, 288 lbs • Graduate Student/*Senior
Paramus, NJ (St. Joseph Regional)

Tackles												Interceptions		Receptions					
SEASON	TEAM	GP	Tackles									int	rec	yds	td	lg	rec/g	yds/r	yds/g
			ua	a	total	tfl	pbu	ff	fr	blk	sacks								
2019-20	ND	4	3	4	7	0-0	0	0	0	0	0		0	0	0	0	0.0	0.0	
2020-21	ND	11	8	5	13	0-0	0	0	0	0	0		0	0	0	0	0.0	0.0	
2021-22	ND	11	13	9	22	4.5-21	0	0	0	0	3		0	0	0	0	0.0	0.0	
2022-23	ND	12	14	19	33	2.5-13	1	1	0	0	2		0	0	0	0	0.0	0.0	
2023-24	ND	13	28	38	66	7-21	2	2	0	0	2		0	0	0	0	0.0	0.0	
2024-25	ND	6	10	6	16	5.5-33	0	0	0	0	4		0	0	0	0	0.0	0.0	
TOTAL		57	76	81	157	19.5-88	3	3	0	0	11		0	0	0	0	0.0	0.0	

Single Game Highs	
Statistic	Value
Total Tackles	13
Total Sacks	2
Total Tackles For Loss	3.5
at Duke 09/30/23	
vs Georgia Tech 11/20/21, vs Stanford 10/12/24	
at Duke 09/30/23	



58

GRANT RISTOFF

DL • 6-3, 260 lbs • Graduate Student/*Senior
Ladera Ranch, CA (JSerra Catholic/Penn)

Tackles			Tackles									Interceptions		Receptions					
SEASON	TEAM	GP	ua	a	total	tfl	pbu	ff	fr	blk	sacks	int	rec	yds	td	lg	rec/g	yds/r	yds/g
2021-22	Penn	9	5	3	8	0-0	0	0	0	0	0	0	0	0	0	0	0.0	0.0	0.0
2022-23	Penn	8	5	11	16	2-16	0	0	0	0	1	2	0	0	0	0	0.0	0.0	0.0
TOTAL FOR ND		0	0	0	0	0-0	0	0	0	0	0	0	0	0	0	0	0.0	0.0	0.0
TOTAL		17	10	14	24	2-16	0	0	0	1	2	0	0	0	0	0	0.0	0.0	0.0

Single Game Highs	
Statistic	Value
Total Tackles	3
Total Sacks	1
Total Tackles For Loss	1
vs Colgate 09/17/22, at Dartmouth 09/30/22, at Georgetown 10/08/22	
at Georgetown 10/08/22, vs Colgate 09/17/22	
vs Colgate 09/17/22, at Georgetown 10/08/22	



78
PAT COOGAN

OL • 6-5, 310 lbs • Senior/Junior
Palos Heights, IL (Marist)

Punting and All Purpose

SEASON	TEAM	gp	Punting				All Purpose						
			no.	yds	lg	avg/g	rush	rcv	pr	kr	ir	total	avg/g
2022-23	ND	1	0	0	0	0.0	0	0	0	0	0	0	0.0
2023-24	ND	13	0	0	0	0.0	0	0	0	0	0	0	0.0
2024-25	ND	6	0	0	0	0.0	0	11	0	0	11	1.8	1.8
TOTAL		20	0	0	0	0.0	0	11	0	0	0	11	0.6

Tackles

			Tackles								Interceptions		Receptions						
SEASON	TEAM	GP	ua	a	total	tfl	pbu	ff	fr	blk	sacks	int	rec	yds	td	lg	rec/g	yds/r	yds/g
2022-23	ND	1	0	0	0	0-0	0	0	0	0	0	0	0	0	0	0	0.0	0.0	0.0
2023-24	ND	13	0	0	0	0-0	0	0	0	0	0	0	0	0	0	0	0.0	0.0	0.0
2024-25	ND	6	0	0	0	0-0	0	0	0	0	0	0	1	11	0	11	0.2	11.0	1.8
TOTAL		20	0	0	0	0-0	0	0	0	0	0	0	1	11	0	11	0.1	11.0	0.6

Single Game Highs

Statistic	Value	
Receptions	1	vs Stanford 10/12/24
Receptions Yards	11	vs Stanford 10/12/24
Longest Reception	11	vs Stanford 10/12/24



83
JAYDEN THOMAS

WR • 6-2, 218 lbs • Senior/Junior
Paulding County, GA (Pace Academy)

Rushing and Passing

SEASON	TEAM	gp	Rushing						Passing							
			att	yds	td	lg	avg/c	avg/g	comp-att-int	yds	td	lg	pct	avg/p	avg/g	effc
2021-22	ND	3	0	0	0	0	0.0	0.0	0-0-0	0	0	0	0.0	0.0	0.0	0.0
2022-23	ND	13	1	0	0	0	0.0	0.0	0-0-0	0	0	0	0.0	0.0	0.0	0.0
2023-24	ND	11	1	10	0	10	10.0	0.9	0-0-0	0	0	0	0.0	0.0	0.0	0.0
2024-25	ND	6	1	2	0	2	2.0	0.3	0-0-0	0	0	0	0.0	0.0	0.0	0.0
TOTAL		33	3	12	0	10	4.0	0.4	0-0-0	0	0	0	0.0	0.0	0.0	0.0

Scoring and Total Offense

SEASON	TEAM	gp	td	rush	rcv	ret	pat	2pat	fg	total	avg/g	Total Offense			
												rush	pass	total	avg/g
2021-22	ND	3	0	0	0	0	0	0	0	0	0.0	0	0	0	0.0
2022-23	ND	13	3	0	3	0	0	0	0	18	1.4	0	0	0	0.0
2023-24	ND	11	2	0	2	0	0	0	0	12	1.1	10	0	10	0.9
2024-25	ND	6	1	0	1	0	0	0	0	6	1.0	2	0	2	0.3
TOTAL		33	6	0	6	0	0	0	0	36	1.1	12	0	12	0.4

Punting and All Purpose

SEASON	TEAM	gp	Punting				All Purpose						
			no.	yds	lg	avg/g	rush	rcv	pr	kr	ir	total	avg/g
2021-22	ND	3	0	0	0	0.0	0	0	0	0	0	0	0.0
2022-23	ND	13	0	0	0	0.0	0	361	0	0	0	361	27.8
2023-24	ND	11	0	0	0	0.0	10	310	0	0	0	320	29.1
2024-25	ND	6	0	0	0	0.0	2	90	0	0	0	92	15.3
TOTAL		33	0	0	0	0.0	12	761	0	0	0	773	23.4

Tackles

SEASON	TEAM	GP	Tackles									Interceptions	Receptions							
			ua	a	total	tfl	pbu	ff	fr	bik	sacks		int	rec	yds	td	lg	rec/g	yds/r	yds/g
2021-22	ND	3	0	0	0	0-0	0	0	0	0	0	0	0	0	0	0	0.0	0.0	0.0	
2022-23	ND	13	0	0	0	0-0	0	0	0	0	0	0	0	25	361	3	38	1.9	14.4	27.8
2023-24	ND	11	0	0	0	0-0	0	0	0	0	0	0	0	21	310	2	39	1.9	14.8	28.2
2024-25	ND	6	0	0	0	0-0	0	0	0	0	0	0	0	9	90	1	23	1.5	10.0	15.0
TOTAL		33	0	0	0	0-0	0	0	0	0	0	0	0	55	761	6	39	1.7	13.8	23.1

Single Game Highs

Statistic	Value	
Rushing Attempts	1	vs Stanford 10/15/22, vs Central Mich. 09/16/23, at Purdue 09/14/24
Rushing Yards Net	10	vs Central Mich. 09/16/23
Longest Rushing	10	vs Central Mich. 09/16/23
Receptions	5	vs South Carolina 12/30/22
Receptions Yards	80	vs Navy 11/12/22
Receptions Touchdowns	1	6 times
Longest Reception	39	vs Central Mich. 09/16/23



84
KEVIN BAUMAN

TE • 6-5, 260 lbs • Graduate Student/Senior
Red Bank, NJ (Red Bank Catholic)

Scoring and Total Offense

SEASON	TEAM	gp	Scoring									Total Offense			
			td	rush	rcv	ret	pat	2pat	fg	total	avg/g	rush	pass	total	avg/g
2020-21	ND	4	0	0	0	0	0	0	0	0	0.0	0	0	0	0.0
2021-22	ND	5	0	0	0	0	0	0	0	0	0.0	0	0	0	0.0
2022-23	ND	3	0	0	0	0	0	0	0	0	0.0	0	0	0	0.0
2024-25	ND	4	1	0	1	0	0	0	0	6	1.5	0	0	0	0.0
TOTAL		16	1	0	1	0	0	0	0	6	0.4	0	0	0	0.0

Punting and All Purpose

SEASON	TEAM	gp	Punting				All Purpose						
			no.	yds	lg	avg/g	rush	rcv	pr	kr	ir	total	avg/g
2020-21	ND	4	0	0	0	0.0	0	5	0	0	0	5	1.3
2021-22	ND	5	0	0	0	0.0	0	10	0	0	0	10	2.0
2022-23	ND	3	0	0	0	0.0	0	44	0	0	0	44	14.7
2024-25	ND	4	0	0	0	0.0	0	8	0	0	0	8	2.0
TOTAL		16	0	0	0	0.0	0	67	0	0	0	67	4.2

Tackles

SEASON	TEAM	GP	Tackles									Interceptions		Receptions					
			ua	a	total	tfl	pbu	ff	fr	blk	sacks	int	rec	yds	td	lg	rec/g	yds/r	yds/g
2020-21	ND	4	0	0	0	0-0	0	0	0	0	0	0	1	5	0	5	0.3	5.0	1.3
2021-22	ND	5	0	0	0	0-0	0	0	0	0	0	0	1	10	0	10	0.2	10.0	2.0
2022-23	ND	3	0	0	0	0-0	0	0	0	0	0	0	3	44	0	22	1.0	14.7	14.7
2024-25	ND	4	0	0	0	0-0	0	0	0	0	0	0	1	8	1	8	0.3	8.0	2.0
TOTAL			16	0	0	0	0-0	0	0	0	0	0	6	67	1	22	0.4	11.2	4.2

Single Game Highs

Statistic	Value	
Receptions	2	vs Marshall 09/10/22
Receptions Yards	22	at Ohio St. 09/03/22, vs Marshall 09/10/22
Receptions Touchdowns	1	at Purdue 09/14/24
Longest Reception	22	at Ohio St. 09/03/22



87
COOPER FLANAGAN

TE • 6-6, 257 lbs • Sophomore/Sophomore
Pleasant Hill, CA (De La Salle)

Scoring and Total Offense

			Scoring									Total Offense				
SEASON	TEAM	gp	td	rush	rcv	ret	pat	2pat	fg	total	avg/g	rush	pass	total	avg/g	
2023-24	ND	13	1	0	1	0	0	0	0	6	0.5	0	0	0	0.0	
2024-25	ND	5	1	0	1	0	0	0	0	6	1.2	0	0	0	0.0	
TOTAL		18	2	0	2	0	0	0	0	12	0.7	0	0	0	0.0	

Punting and All Purpose

			Punting				All Purpose							
SEASON	TEAM	gp	no.	yds	lg	avg/g	rush	rcv	pr	kr	lr	total	avg/g	
2023-24	ND	13	0	0	0	0.0	0	19	0	0	0	19	1.5	
2024-25	ND	5	0	0	0	0.0	0	53	0	0	0	53	10.6	
TOTAL		18	0	0	0	0.0	0	72	0	0	0	72	4.0	

Tackles

			Tackles									Interceptions		Receptions					
SEASON	TEAM	GP	ua	a	total	tfl	pbu	ff	fr	blk	sacks	int	rec	yds	td	lg	rec/g	yds/r	yds/g
2023-24	ND	13	0	0	0	0-0	0	0	0	0	0	0	1	19	1	19	0.1	19.0	1.5
2024-25	ND	5	0	0	0	0-0	0	0	0	0	0	0	3	53	1	28	0.6	17.7	10.6
TOTAL		18	0	0	0	0-0	0	0	0	0	0	0	4	72	2	28	0.2	18.0	4.0

Single Game Highs

Statistic	Value	
Receptions	2	at Texas A&M 08/31/24
Receptions Yards	28	at Purdue 09/14/24
Receptions Touchdowns	1	vs Pittsburgh 10/28/23, at Purdue 09/14/24
Longest Reception	28	at Purdue 09/14/24



88
MITCHELL EVANS

TE • 6-5, 260 lbs • Senior/Senior
Wadsworth, OH (Wadsworth)

Rushing and Passing

			Rushing						Passing							
SEASON	TEAM	gp	att	yds	td	lg	avg/c	avg/g	comp-att-int	yds	td	lg	pct	avg/p	avg/g	effic
2021-22	ND	13	0	0	0	0	0.0	0.0	0-0-0	0	0	0	0.0	0.0	0.0	0.0
2022-23	ND	8	7	11	1	4	1.6	1.4	0-0-0	0	0	0	0.0	0.0	0.0	0.0
2023-24	ND	8	1	2	0	2	2.0	0.3	0-0-0	0	0	0	0.0	0.0	0.0	0.0
2024-25	ND	6	0	0	0	0	0.0	0.0	0-0-0	0	0	0	0.0	0.0	0.0	0.0
TOTAL		35	8	13	1	4	1.6	0.4	0-0-0	0	0	0	0.0	0.0	0.0	0.0

Scoring and Total Offense

			Scoring									Total Offense			
SEASON	TEAM	gp	td	rush	rcv	ret	pat	2pat	fg	total	avg/g	rush	pass	total	avg/g
2021-22	ND	13	0	0	0	0	0	0	0	0	0.0	0	0	0	0.0
2022-23	ND	8	2	1	1	0	0	0	0	12	1.5	11	0	11	1.4
2023-24	ND	8	1	0	1	0	0	0	0	6	0.8	2	0	2	0.3
2024-25	ND	6	0	0	0	0	0	0	0	0	0.0	0	0	0	0.0
TOTAL		35	3	1	2	0	0	0	0	18	0.5	13	0	13	0.4

Punting and All Purpose

			Punting				All Purpose							
SEASON	TEAM	gp	no.	yds	lg	avg/g	rush	rcv	pr	kr	lr	total	avg/g	
2021-22	ND	13	0	0	0	0.0	0	21	0	0	0	21	1.6	
2022-23	ND	8	0	0	0	0.0	11	39	0	0	0	50	6.3	
2023-24	ND	8	0	0	0	0.0	2	422	0	0	0	424	53.0	
2024-25	ND	6	0	0	0	0.0	0	82	0	0	0	82	13.7	
TOTAL		35	0	0	0	0.0	13	564	0	0	0	577	16.5	

Tackles

			Tackles									Interceptions	Receptions						
SEASON	TEAM	GP	ua	a	total	tfl	pbu	ff	fr	blk	sacks	int	rec	yds	td	lg	rec/g	yds/r	yds/g
2021-22	ND	13	0	0	0	0-0	0	0	0	0	0	0	2	21	0	13	0.2	10.5	1.6
2022-23	ND	8	0	0	0	0-0	0	0	0	0	0	0	3	39	1	18	0.4	13.0	4.9
2023-24	ND	8	1	0	1	0-0	0	0	0	0	0	0	29	422	1	36	3.6	14.6	52.8
2024-25	ND	6	0	0	0	0-0	0	0	0	0	0	0	10	82	0	19	1.7	8.2	13.7
TOTAL		35	1	0	1	0-0	0	0	0	0	0	0	44	564	2	36	1.3	12.8	16.1

Single Game Highs

Statistic	Value	
Rushing Attempts	2	vs UNLV 10/22/22, at Syracuse 10/29/22
Rushing Yards Net	5	vs UNLV 10/22/22
Rushing Touchdowns	1	vs UNLV 10/22/22
Longest Rushing	4	vs UNLV 10/22/22
Receptions	7	vs Ohio St. 09/23/23
Receptions Yards	134	at Duke 09/30/23
Receptions Touchdowns	1	vs South Carolina 12/30/22, at Louisville 10/07/23
Longest Reception	36	at Duke 09/30/23
Total Tackles	1	vs Pittsburgh 10/28/23



88
ARMEL MUKAM

DL • 6-3, 302 lbs • Sophomore/Freshman
La Prairie, Quebec, Canada (Woodberry Forest School)

Tackles

			Tackles									Interceptions		Receptions					
SEASON	TEAM	GP	ua	a	total	tfl	pbu	ff	fr	blk	sacks	int	rec	yds	td	lg	rec/g	yds/r	yds/g
2023-24	ND	1	1	1	2	0-0	0	0	0	0	0	0	0	0	0	0	0.0	0.0	0.0
2024-25	ND	2	1	1	2	0-0	0	0	0	0	0	0	0	0	0	0	0.0	0.0	0.0
TOTAL		3	2	2	4	0-0	0	0	0	0	0	0	0	0	0	0	0.0	0.0	0.0

Single Game Highs

Statistic	Value	
Total Tackles	2	vs Wake Forest 11/18/23, at Purdue 09/14/24



90
ERIC GOINS

K • 6-2, 209 lbs • Graduate Student/Senior
Herndon, VA (Oakton/The Citadel)

Rushing and Passing

SEASON	TEAM	gp	Rushing					Passing									
			att	yds	td	lg	avg/c	avg/g	comp-att-int	yds	td	lg	pct	avg/p	avg/g	effc	
2014-15	Cit	12	0	0	0	0	0.0	0.0	0-0-0	0	0	0	0.0	0.0	0.0	0.0	
2015-16	Cit	13	0	0	0	0	0.0	0.0	1-1-0	7	0	7	100.0	7.0	0.5	158.8	
2024-25	ND	2	0	0	0	0	0.0	0.0	0-0-0	0	0	0	0.0	0.0	0.0	0.0	
TOTAL FOR ND			2	0	0	0	0.0	0.0	0-0-0	0	0	0	0.0	0.0	0.0	0.0	
TOTAL			27	0	0	0	0.0	0.0	1-1-0	7	0	7	100.0	7.0	0.3	158.8	

Scoring and Total Offense

Scoring												Total Offense			
SEASON	TEAM	gp	td	rush	rcv	ret	pat	2pat	fg	total	avg/g	rush	pass	total	avg/g
2014-15	Cit	12	0	0	0	0	33	0	9	60	5.0	0	0	0	0.0
2015-16	Cit	13	0	0	0	0	42	0	16	90	6.9	0	7	7	0.5
2024-25	ND	2	0	0	0	0	0	0	0	0	0.0	0	0	0	0.0
TOTAL FOR ND		2	0	0	0	0	0	0	0	0	0.0	0	0	0	0.0
TOTAL		27	0	0	0	0	75	0	25	150	5.6	0	7	7	0.3

Punting and All Purpose


SEASON	TEAM	gp	Punting				All Purpose									
			no.	yds	lg	avg/g	rush	rcv	pr	kr	lr	total	avg/g			
2014-15	Cit	12	6	204	44	34.0	0	0	0	0	0	0	0.0			
2015-16	Cit	13	0	0	0	0.0	0	0	0	0	0	0	0.0			
2024-25	ND	2	0	0	0	0.0	0	0	0	0	0	0	0.0			
TOTAL FOR ND			2	0	0	0.0	0	0	0	0	0	0	0.0			
TOTAL			27	6	204	44	34.0	0	0	0	0	0	0.0			

Tackles

SEASON	TEAM	GP	Tackles								Interceptions		Receptions					
			ua	a	total	tfl	pbu	ff	fr	blk	sacks	int	rec	yds	td	lg	rec/g	yds/r
2014-15	Cit	12	0	0	0	0-0	0	0	0	0	0	0	0	0	0	0	0.0	0.0
2015-16	Cit	13	1	0	1	0-0	0	0	0	0	0	0	0	0	0	0	0.0	0.0
2024-25	ND	2	0	0	0	0-0	0	0	0	0	0	0	0	0	0	0	0.0	0.0
TOTAL FOR ND			2	0	0	0-0	0	0	0	0	0	0	0	0	0	0	0.0	0.0
TOTAL			27	1	1	0-0	0	0	0	0	0	0	0	0	0	0	0.0	0.0

Single Game Highs

Statistic	Value	
Total Passes	1	vs Charleston So. 09/26/15
Completed Passes	1	vs Charleston So. 09/26/15
Passes Yards	7	vs Charleston So. 09/26/15
Longest Pass	7	vs Charleston So. 09/26/15
Field Goals Made	5	vs VMI 11/07/15
Longest Field Goal Made	49	at Coastal Carolina 11/28/15
Punts	4	vs Coastal Carolina 08/30/14
Punts Average	39	at Mercer 11/01/14
Longest Punt	44	at Mercer 11/01/14
Punts Inside 20 Yards	1	at Mercer 11/01/14
Total Tackles	1	at South Carolina 11/21/15



91
WILLIAM BARTEL

P • 5-10, 181 lbs • Graduate Student/Senior
Providence, RI (La Salle Academy/Villanova)

Scoring and Total Offense

			Scoring									Total Offense			
SEASON	TEAM	gp	td	rush	rcv	ret	pat	2pat	fg	total	avg/g	rush	pass	total	avg/g
2021-22	VU	2	0	0	0	0	7	0	2	13	6.5	0	0	0	0.0
2022-23	VU	11	0	0	0	0	0	0	0	0	0.0	0	0	0	0.0
TOTAL FOR ND		0	0	0	0	0	0	0	0	0	0.0	0	0	0	0.0
TOTAL		13	0	0	0	0	7	0	2	13	1.0	0	0	0	0.0

Punting and All Purpose

SEASON	TEAM	gp	Punting				All Purpose									
			no.	yds	lg	avg/g	rush	rcv	pr	kr	lr	total	avg/g			
2021-22	VU	2	0	0	0	0.0	0	0	0	0	0	0	0.0			
2022-23	VU	11	44	1653	55	37.5	0	0	0	0	0	0	0.0			
TOTAL FOR ND			0	0	0	0.0	0	0	0	0	0	0	0.0			
TOTAL			13	44	1653	55	37.6	0	0	0	0	0	0.0			

Tackles

SEASON	TEAM	GP	Tackles								Interceptions		Receptions					
			ua	a	total	tfl	pbu	ff	fr	blk	sacks	int	rec	yds	td	lg	rec/g	yds/r
2021-22	VU	2	0	0	0	0-0	0	0	0	0	0	0	0	0	0	0	0.0	0.0
2022-23	VU	11	0	0	0	0-0	0	0	0	0	0	0	0	0	0	0	0.0	0.0
TOTAL FOR ND			0	0	0	0-0	0	0	0	0	0	0	0	0	0	0	0.0	0.0
TOTAL			13	0	0	0-0	0	0	0	0	0	0	0	0	0	0	0.0	0.0

Single Game Highs

Statistic	Value	
Field Goals Made	1	at Lehigh 09/04/21, vs Bucknell 09/11/21
Longest Field Goal Made	26	at Lehigh 09/04/21
Punts	10	at Towson 11/05/22
Punts Average	42.75	at William & Mary 11/12/22
Longest Punt	55	at Towson 11/05/22
Punts Inside 20 Yards	4	at Towson 11/05/22



92
ZAC YOAKAM

K • 5-8, 191 lbs • Junior/Junior
Upper Arlington, OH (Upper Arlington)

Scoring and Total Offense

			Scoring								Total Offense				
SEASON	TEAM	gp	td	rush	rcv	ret	pat	2pat	fg	total	avg/g	rush	pass	total	avg/g
2022-23	ND	13	0	0	0	0	0	0	0	0	0.0	0	0	0	0.0
2023-24	ND	2	0	0	0	0	2	0	0	2	1.0	0	0	0	0.0
2024-25	ND	2	0	0	0	0	7	0	0	7	3.5	0	0	0	0.0
TOTAL		17	0	0	0	0	9	0	0	9	0.5	0	0	0	0.0

Punting and All Purpose

SEASON	TEAM	gp	Punting				All Purpose									
			no.	yds	lg	avg/g	rush	rcv	pr	kr	lr	total	avg/g			
2022-23	ND	13	0	0	0	0.0	0	0	0	0	0	0	0.0			
2023-24	ND	2	0	0	0	0.0	0	0	0	0	0	0	0.0			
2024-25	ND	2	0	0	0	0.0	0	0	0	0	0	0	0.0			
TOTAL			17	0	0	0.0	0	0	0	0	0	0	0.0			

Tackles

SEASON	TEAM	GP	Tackles								Interceptions		Receptions					
			ua	a	total	tfl	pbu	ff	fr	blk	sacks	int	rec	yds	td	lg	rec/g	yds/r
2022-23	ND	13	0	1	1	0-0	0	0	0	0	0	0	0	0	0	0	0.0	0.0
2023-24	ND	2	0	0	0	0-0	0	0	0	0	0	0	0	0	0	0	0.0	0.0
2024-25	ND	2	0	0	0	0-0	0	0	0	0	0	0	0	0	0	0	0.0	0.0
TOTAL			17	0	1	0-0	0	0	0	0	0	0	0	0	0	0	0.0	0.0

Single Game Highs

Statistic	Value	
Total Tackles	1	vs South Carolina 12/30/22



93

QUENTIN AUTRY

DL • 6-4, 287 lbs • Graduate Student/Senior
Millston, NJ (Notre Dame/Columbia)

Tackles			Tackles									Interceptions		Receptions					
SEASON	TEAM	GP	ua	a	total	tfl	pbu	ff	fr	blk	sacks	int	rec	yds	td	lg	rec/g	yds/r	yds/g
2022-23	CU	8	0	7	7	0-0	0	0	0	0	0	0	0	0	0	0	0.0	0.0	0.0
2023-24	CU	10	10	8	18	1.5-12	2	0	1	0	1	0	0	0	0	0	0.0	0.0	0.0
TOTAL FOR ND			0	0	0	0-0	0	0	0	0	0	0	0	0	0	0	0.0	0.0	0.0
TOTAL			18	10	15	25	1.5-12	2	0	1	0	1	0	0	0	0	0.0	0.0	0.0

Single Game Highs		Statistic	Value	
		Total Tackles	7	vs Penn 10/14/23
		Total Sacks	1	vs Marist 10/07/23
		Total Tackles For Loss	1	vs Marist 10/07/23



97

GABRIEL RUBIO

DL • 6-5, 316 lbs • Senior/Junior
St. Louis, MO (Lutheran St. Charles)

Tackles			Tackles									Interceptions		Receptions					
SEASON	TEAM	GP	ua	a	total	tfl	pbu	ff	fr	blk	sacks	int	rec	yds	td	lg	rec/g	yds/r	yds/g
2021-22	ND	1	0	1	1	0-0	0	0	0	0	0	0	0	0	0	0	0.0	0.0	0.0
2022-23	ND	12	6	11	17	4-9	0	0	0	0	0	0	0	0	0	0	0.0	0.0	0.0
2023-24	ND	9	4	7	11	0-0	1	1	0	0	0	0	0	0	0	0	0.0	0.0	0.0
2024-25	ND	1	1	0	1	1-6	0	0	0	0	0	0	0	0	0	0	0.0	0.0	0.0
TOTAL		23	11	19	30	5-15	1	1	0	0	0	0	0	0	0	0	0.0	0.0	0.0

Single Game Highs		Statistic	Value	
		Total Tackles	7	vs Stanford 10/15/22
		Total Tackles For Loss	1	4 times



98

DEVAN HOUSTAN

DL • 6-4, 297 lbs • Sophomore/Freshman
Mississauga, Ontario, Canada (St. James School)

Tackles			Tackles									Interceptions		Receptions					
SEASON	TEAM	GP	ua	a	total	tfl	pbu	ff	fr	blk	sacks	int	rec	yds	td	lg	rec/g	yds/r	yds/g
2023-24	ND	1	1	0	1	0-0	0	0	0	0	0	0	0	0	0	0	0.0	0.0	0.0
TOTAL		1	1	0	1	0-0	0	0	0	0	0	0	0	0	0	0	0.0	0.0	0.0

Single Game Highs		Statistic	Value	
		Total Tackles	1	vs Wake Forest 11/18/23



98
MITCH JETER

K • 5-11, 195 lbs • Graduate Student/*Senior
Salisbury, NC (Cannon School/South Carolina)

Scoring and Total Offense

			Scoring									Total Offense			
SEASON	TEAM	gp	td	rush	rcv	ret	pat	2pat	fg	total	avg/g	rush	pass	total	avg/g
2020-21	SC	9	0	0	0	0	0	0	0	0	0.0	0	0	0	0.0
2021-22	SC	12	0	0	0	0	2	0	0	2	0.2	0	0	0	0.0
2022-23	SC	13	0	0	0	0	42	0	11	75	5.8	0	0	0	0.0
2023-24	SC	12	0	0	0	0	33	0	12	69	5.8	0	0	0	0.0
2024-25	ND	6	0	0	0	0	20	0	5	35	5.8	0	0	0	0.0
TOTAL FOR ND		6	0	0	0	0	20	0	5	35	5.8	0	0	0	0.0
TOTAL		52	0	0	0	0	97	0	28	181	3.5	0	0	0	0.0

Punting and All Purpose

			Punting				All Purpose						
SEASON	TEAM	gp	no.	yds	lg	avg/g	rush	rcv	pr	kr	lr	total	avg/g
2020-21	SC	9	0	0	0	0.0	0	0	0	0	0	0	0.0
2021-22	SC	12	0	0	0	0.0	0	0	0	0	0	0	0.0
2022-23	SC	13	0	0	0	0.0	0	0	0	0	0	0	0.0
2023-24	SC	12	0	0	0	0.0	0	0	0	0	0	0	0.0
2024-25	ND	6	0	0	0	0.0	0	0	0	0	0	0	0.0
TOTAL FOR ND		6	0	0	0	0.0	0	0	0	0	0	0	0.0
TOTAL		52	0	0	0	0.0	0	0	0	0	0	0	0.0

Tackles

			Tackles									Interceptions		Receptions						
SEASON	TEAM	GP	ua	a	total	tfl	pbu	ff	fr	blk	sacks	int	rec	yds	td	lg	rec/g	yds/r	yds/r	yds/g
2020-21	SC	9	0	0	0	0-0	0	0	0	0	0	0	0	0	0	0	0.0	0.0	0.0	0.0
2021-22	SC	12	2	0	2	0-0	0	0	0	0	0	0	0	0	0	0	0.0	0.0	0.0	0.0
2022-23	SC	13	0	1	1	0-0	0	0	0	0	0	0	0	0	0	0	0.0	0.0	0.0	0.0
2023-24	SC	12	1	2	3	0-0	0	0	0	0	0	0	0	0	0	0	0.0	0.0	0.0	0.0
2024-25	ND	6	0	1	1	0-0	0	0	0	0	0	0	0	0	0	0	0.0	0.0	0.0	0.0
TOTAL FOR ND		6	0	1	1	0-0	0	0	0	0	0	0	0	0	0	0	0.0	0.0	0.0	0.0
TOTAL		52	3	4	7	0-0	0	0	0	0	0	0	0	0	0	0	0.0	0.0	0.0	0.0

Single Game Highs

Statistic	Value	
Field Goals Made	4	at Missouri 10/21/23
Longest Field Goal Made	53	vs Georgia St. 09/03/22
Total Tackles	1	7 times



99
RYLIE MILLS

DL • 6-5, 295 lbs • Graduate Student/*Senior
Lake Bluff, IL (Lake Forest)

Tackles

			Tackles									Interceptions		Receptions					
SEASON	TEAM	GP	ua	a	total	tfl	pbu	ff	fr	blk	sacks	int	rec	yds	td	lg	rec/g	yds/r	yds/g
2020-21	ND	9	2	5	7	2-8	0	0	0	0	0.5	0	0	0	0	0	0.0	0.0	0.0
2021-22	ND	13	8	8	16	3-20	0	0	0	0	3	0	0	0	0	0	0.0	0.0	0.0
2022-23	ND	13	8	16	24	6-31	0	0	0	0	3.5	0	0	0	0	0	0.0	0.0	0.0
2023-24	ND	13	22	25	47	5.5-29	0	0	2	0	2.5	0	0	0	0	0	0.0	0.0	0.0
2024-25	ND	6	8	10	18	1.5-16	0	0	0	0	1.5	0	0	0	0	0	0.0	0.0	0.0
TOTAL		54	48	64	112	18-104	0	0	2	0	11	0	0	0	0	0	0.0	0.0	0.0

Single Game Highs

Statistic	Value	
Total Tackles	8	at Clemson 11/04/23
Total Sacks	2	at Virginia 11/13/21, at North Carolina 09/24/22
Total Tackles For Loss	2.5	at North Carolina 09/24/22



2024-25 Notre Dame Football
Combined Team Statistics
All games

Page 1/3
as of Oct 13, 2024

Team Results

Date	Opponent		Score	Att.
08/31/2024	at Texas A&M	W	23-13	107315
09/07/2024	NIU	L	14-16	77622
09/14/2024	at Purdue	W	66-7	61441
09/21/2024	Miami (OH)	W	28-3	77622
09/28/2024	Louisville	W	31-24	77622
10/12/2024	Stanford	W	49-7	77622

Rushing

Player	gp	att	gain	loss	net	avg	td	lg	avg/g
Jeremiah Love	6	63	436	10	426	6.8	6	48	71.0
Riley Leonard	6	65	447	42	405	6.2	8	50	67.5
Jadarian Price	6	41	276	16	260	6.3	3	70	43.3
Aneyas Williams	5	9	64	0	64	7.1	1	19	12.8
Kedren Young	2	11	64	0	64	5.8	0	12	32.0
Devyn Ford	6	11	50	0	50	4.5	0	11	8.3
Steve Angeli	4	6	38	17	21	3.5	0	29	5.3
Kenny Minchey	1	2	12	0	12	6.0	1	7	12.0
Jayden Thomas	6	1	2	0	2	2.0	0	2	0.3
Team	6	3	0	5	-5	-1.7	0	0	-0.8
Total	6	212	1389	90	1299	6.1	19	70	216.5
Opponents	6	212	929	201	728	3.4	2	46	121.3

Passing

Player	gp	effic	comp-att-int	pct	yds	td	lg	avg/g
Riley Leonard	6	132.5	98-148-2	66.2	979	6	53	163.2
Steve Angeli	4	162.1	9-16-0	56.3	123	2	42	30.8
Kenny Minchey	1	133.6	1-1-0	100.0	4	0	4	4.0
Team	6	0.0	0-2-0	0.0	0	0	0	0.0
Total	6	133.7	108-167-2	64.7	1106	8	53	184.3
Opponents	6	93.7	81-169-7	47.9	892	5	83	148.7

Receiving

Player	gp	no.	yds	avg	td	lg	avg/g
Beaux Collins	6	21	266	12.7	1	53	44.3
Jaden Greathouse	6	14	159	11.4	1	34	26.5
Jeremiah Love	6	12	92	7.7	1	32	15.3
Kris Mitchell	6	10	101	10.1	1	19	16.8
Mitchell Evans	6	10	82	8.2	0	19	13.7
Jayden Thomas	6	9	90	10.0	1	23	15.0
Jayden Harrison	6	8	104	13.0	0	42	17.3
Eli Raridon	6	5	41	8.2	1	12	6.8
Jordan Faison	3	4	29	7.3	0	13	9.7
KK Smith	4	3	38	12.7	0	25	9.5
Cooper Flanagan	5	3	53	17.7	1	28	10.6
Devyn Ford	6	2	6	3.0	0	6	1.0
Deion Colzie	5	2	18	9.0	0	14	3.6
Jadarian Price	6	2	3	1.5	0	4	0.5
Kevin Bauman	4	1	8	8.0	1	8	2.0
Pat Coogan	6	1	11	11.0	0	11	1.8
Aneyas Williams	5	1	5	5.0	0	5	1.0
Total	6	108	1106	10.2	8	53	184.3
Opponents	6	81	892	11.0	5	83	148.7

Game Records

Record	Overall	Home	Away	Neutral
ALL GAMES	5-1	3-1	2-0	0-0
CONFERENCE	0-0	0-0	0-0	0-0
NON-CONFERENCE	5-1	3-1	2-0	0-0

Team Statistics

	ND	OPP
First Downs	121	89
Rushing	57	43
Passing	53	37
Penalty	11	9
Rushing Yardage	1299	728
Rushing attempts	212	212
Average per rush	6.1	3.4
Average per game	216.5	121.3
TDs Rushing	19	2
Passing Yardage	1106	892
Comp-Att-Int	108-167-2	81-169-7
Average per pass	6.6	5.3
Average per catch	10.2	11.0
Average per game	184.3	148.7
TDs Passing	8	5
Total offense	2405	1620
Average per play	6.3	4.3
Average per game	400.8	270.0
Kick returns: #-Yards	8-147	10-129
Punt returns: #-Yards	9-66	7-45
Int returns: #-Yards	7-84	2-33
Fumbles-Lost	7-5	10-3
Penalties-Yards	36-320	35-333
Punts-Avg	23-40.3	31-43.7
Time of possession / game	30:00	30:01
3rd-down conversion	25/65	24/82
4rd-down conversion	7/10	3/15
PAT-attempts	(28-28) 100%	(7-7) 100%
2-point conversion-attempts	(0-0) 0%	(0-0) 0%

Interceptions

Player	no.	yds	avg	td	lg
Xavier Watts	2	34	17.0	0	34
Junior Tuihalamaka	1	0	0.0	0	0
Christian Gray	1	0	0.0	0	0
Adon Shuler	1	12	12.0	0	12
Boubacar Traore	1	34	34.0	1	34
Kyngstonn Viliamu-Asa	1	4	4.0	0	4
Total	7	84	12.0	1	34
Opponents	2	33	16.5	0	33



2024-25 Notre Dame Football
Combined Team Statistics
All games

Page 2/3
as of Oct 13, 2024

Field Goals

Player	fg	pct.	01-19	20-29	30-39	40-49	50-99	lg	blk
Mitch Jeter	5-7	71.4	0-0	1-1	0-0	4-5	0-1	48	2
Opponents	7-9	77.8	0-0	2-2	2-2	2-3	1-2	56	2

Scoring

Player	td	fg	PAT						pts
			kick	rush	rcv	pass	dxp	saf	
Riley Leonard	8	-	-	-	-	-	-	-	48
Jeremiah Love	7	-	-	-	-	-	-	-	42
Mitch Jeter	-	5-7	20-20	-	-	-	-	-	35
Jadarian Price	3	-	-	-	-	-	-	-	18
Zac Yoakam	-	-	7-7	-	-	-	-	-	7
Kris Mitchell	1	-	-	-	-	-	-	-	6
Kevin Bauman	1	-	-	-	-	-	-	-	6
Jayden Thomas	1	-	-	-	-	-	-	-	6
Beaux Collins	1	-	-	-	-	-	-	-	6
Eli Raridon	1	-	-	-	-	-	-	-	6
Jaden Greathouse	1	-	-	-	-	-	-	-	6
Kenny Minchey	1	-	-	-	-	-	-	-	6
Boubacar Traore	1	-	-	-	-	-	-	-	6
Cooper Flanagan	1	-	-	-	-	-	-	-	6
Aneyas Williams	1	-	-	-	-	-	-	-	6
Marcello Diomede	-	-	1-1	-	-	-	-	-	1
Total	28	5-7	28-28	0	0	0	0	0	211
Opponents	7	7-9	7-7	0	0	0	0	0	70

Score by Periods

Team	1st	2nd	3rd	4th	OT	TOT
Notre Dame	52	62	52	45	0	211
Opponents	27	16	7	20	0	70

Punting

Player	no.	yds	avg	lg	tb	fc	i20	50+	blk
James Rendell	23	927	40.3	54	0	9	10	2	0
Total	23	927	40.3	54	0	9	10	2	0
Opponents	31	1355	43.7	64	3	13	11	6	0

Punt Returns

Player	no.	yds	avg	td	lg
Max Hurlleman	6	52	8.7	0	13
Jordan Faison	1	0	0.0	0	0
Jaden Greathouse	1	9	9.0	0	9
Aneyas Williams	1	5	5.0	0	5
Total	9	66	7.3	0	13
Opponents	7	45	6.4	0	10

Kick Returns

Player	no.	yds	avg	td	lg
Jayden Harrison	5	124	24.8	0	34
Devyn Ford	2	23	11.5	0	14
Jeremiah Love	1	0	0.0	0	0
Total	8	147	18.4	0	34
Opponents	10	129	12.9	0	25

All Purpose

Player	g	rush	rcv	pr	kr	ir	total	avg/g
Jeremiah Love	6	426	92	0	0	0	518	86.3
Riley Leonard	6	405	0	0	0	0	405	67.5
Beaux Collins	6	0	266	0	0	0	266	44.3
Jadarian Price	6	260	3	0	0	0	263	43.8
Jayden Harrison	6	0	104	0	124	0	228	38.0
Jaden Greathouse	6	0	159	9	0	0	168	28.0
Kris Mitchell	6	0	101	0	0	0	101	16.8
Jayden Thomas	6	2	90	0	0	0	92	15.3
Mitchell Evans	6	0	82	0	0	0	82	13.7
Devyn Ford	6	50	6	0	23	0	79	13.2
Aneyas Williams	5	64	5	5	0	0	74	14.8
Kedren Young	2	64	0	0	0	0	64	32.0
Cooper Flanagan	5	0	53	0	0	0	53	10.6
Max Hurlleman	6	0	0	52	0	0	52	8.7
Eli Raridon	6	0	41	0	0	0	41	6.8
KK Smith	4	0	38	0	0	0	38	9.5
Xavier Watts	6	0	0	0	0	34	34	5.7
Boubacar Traore	5	0	0	0	0	34	34	6.8
Jordan Faison	3	0	29	0	0	0	29	9.7
Steve Angeli	4	21	0	0	0	0	21	5.3
Deion Colzie	5	0	18	0	0	0	18	3.6
Kenny Minchey	1	12	0	0	0	0	12	12.0
Adon Shuler	6	0	0	0	0	12	12	2.0
Pat Coogan	6	0	11	0	0	0	11	1.8
Kevin Bauman	4	0	8	0	0	0	8	2.0
Kyngstonn Viliamu-Asa	6	0	0	0	0	4	4	0.7
Total	6	1299	1106	66	147	84	2702	450.3
Opponents	6	728	892	45	129	33	1827	304.5

Total Offense

Player	g	plays	rush	pass	total	avg/g
Riley Leonard	6	213	405	979	1384	230.7
Jeremiah Love	6	63	426	0	426	71.0
Jadarian Price	6	41	260	0	260	43.3
Steve Angeli	4	22	21	123	144	36.0
Aneyas Williams	5	9	64	0	64	12.8
Kedren Young	2	11	64	0	64	32.0
Devyn Ford	6	11	50	0	50	8.3
Kenny Minchey	1	3	12	4	16	16.0
Jayden Thomas	6	1	2	0	2	0.3
Total	6	379	1299	1106	2405	400.8
Opponents	6	381	728	892	1620	270.0



**2024-25 Notre Dame Football
Combined Team Statistics
All games**

Page 3/3
as of Oct 13, 2024

Team Defense

			Tackles				Sacks	Pass defense			Fumbles		blkd	
##	Player	gp	ua	a	tot	tfl/yds	no-yds	int-yds	brup	qbh	fr-yds	ff	kick	saf
24	Jack Kiser	6	19	10	29	1
34	Drayk Bowen	6	14	15	29	2-13	1-12	.	1	.	.	1	.	.
4	Jaiden Ausberry	6	11	13	24	.	.	.	1	1	1-0	.	.	.
0	Xavier Watts	6	15	6	21	.	.	2-34	5	2	.	1	.	.
20	Benjamin Morrison	6	14	6	20	.	.	.	4
27	Kyngstonn Viliamu-Asa	6	6	13	19	2.5-8	1-6	1-4	1	1
99	Rylie Mills	6	8	10	18	1.5-16	1.5-16	.	.	2
3	Jaylen Sneed	6	9	9	18	2-2	1-1	.	.	1	.	1	.	.
2	Rod Heard II	6	11	6	17	1-2	.	.	2	1
56	Howard Cross III	6	10	6	16	5.5-33	4-29	.	.	1
15	Leonard Moore	6	8	5	13	1	.	.
1	Jordan Clark	6	10	2	12	1-3	.	.	2
12	Jordan Botelho	3	5	7	12	1-13	1-13	.	.	2
41	Donovan Hinish	6	5	7	12	0.5-5	0.5-5	.	1	2
8	Adon Shuler	6	10	2	12	2-4	.	1-12	3	1
5	Boubacar Traore	5	8	3	11	5-26	3-24	1-34	.	2	.	1	.	.
9	RJ Oben	6	5	4	9
40	Joshua Burnham	4	3	6	9	2-11	.	.	.	1	1-15	1	.	.
44	Junior Tuihalamaka	6	3	6	9	1.5-8	0.5-4	1-0	.	1
29	Christian Gray	5	6	3	9	.	.	1-0	4
47	Jason Onye	5	4	3	7	1.5-13	1.5-13	.	1	2	.	.	1	.
30	Bryce Young	6	5	1	6	1	.	.	1	.
28	Luke Talich	6	3	2	5	1	.	.
37	Max Hurleman	6	3	.	3
7	Jaden Mickey	4	2	1	3	.	.	.	1
13	Ben Minich	4	2	1	3	0.5-2	0.5-2
23	Kennedy Urlacher	4	2	1	3	.	.	.	1	.	1-3	.	.	.
49	Andrew Kros	6	1	1	2
88	Armel Mukam	2	1	1	2
10	Loghan Thomas	6	.	2	2	0.5-2	0.5-2	.	.	1
98	Mitch Jeter	6	.	1	1
2	Jayden Harrison	6	1	.	1
22	Devyn Ford	6	.	1	1
38	Davis Sherwood	5	.	1	1
97	Gabriel Rubio	1	1	.	1	1-6
33	Tre Reader	1	1	.	1
70	Ashton Craig	3	1	.	1
77	Ty Chan	5	.	1	1
21	Karson Hobbs	3	1
	Totals	6	207	156	363	31-167	16-127	7-84	28	23	3-18	7	2	0
	Opponents	6	212	164	376	25-97	9-56	2-33	7	9	5-0	5	2	0

2024-25 Notre Dame Football
Games Played
All gamesPage 1/2
as of Oct 13, 2024

##	Player	GP-GS	AM	NIU	Purdue	Miami	LOU	Stan	##	Player	GP-GS	AM	NIU	Purdue	Miami	LOU	Stan
0	Xavier Watts	6/6	START	START	START	START	START	START	36	Bodie Kahoun	0/0
0	Deion Colzie	5/0	XXX	XXX	XXX	XXX	...	XXX	37	Max Hurleman	6/0	XXX	XXX	XXX	XXX	XXX	XXX
1	Jordan Clark	6/4	START	XXX	START	START	XXX	START	38	Davis Sherwood	5/0	XXX	XXX	...	XXX	XXX	XXX
1	Jaden Greathouse	6/3	XXX	START	XXX	XXX	START	START	38	Tommy Powlus	1/0	...	XXX
2	Jayden Harrison	6/2	START	XXX	START	XXX	XXX	XXX	39	Rino Monteforte	6/0	XXX	XXX	XXX	XXX	XXX	XXX
2	Rod Heard II	6/0	XXX	XXX	XXX	XXX	XXX	XXX	39	Andrew Yanoshak	0/0
3	Gi'Bran Payne	0/0	40	Joshua Burnham	4/0	XXX	XXX	XXX	XXX
3	Jaylen Sneed	6/2	XXX	START	XXX	XXX	START	XXX	41	Donovan Hinish	6/0	XXX	XXX	XXX	XXX	XXX	XXX
4	Jaiden Ausberry	6/0	XXX	XXX	XXX	XXX	XXX	XXX	42	Henry Garrity	0/0
4	Jeremiyah Love	6/6	START	START	START	START	START	START	42	Cole Mullins	0/0
5	Beaux Collins	6/6	START	START	START	START	START	START	44	Kahanu Kia	0/0
5	Boubacar Traore	5/2	XXX	XXX	XXX	START	START	...	44	Junior Tuihalamaka	6/1	XXX	XXX	XXX	XXX	XXX	START
6	Jordan Faison	3/2	START	XXX	START	...	45	Kobi Onyike	0/0
7	Jaden Mickey	4/0	XXX	XXX	XXX	XXX	46	Jerry Rullo	0/0
8	Kenny Minchey	1/0	XXX	47	Jason Onye	5/0	XXX	XXX	XXX	XXX	XXX	...
8	Adon Shuler	6/6	START	START	START	START	START	START	48	Marcello Diomede	1/0	XXX
9	RJ Oben	6/6	START	START	START	START	START	START	48	Mickey Brown	0/0
9	Eli Raridon	6/1	XXX	XXX	XXX	START	XXX	XXX	49	Andrew Kros	6/0	XXX	XXX	XXX	XXX	XXX	XXX
10	Kris Mitchell	6/4	XXX	START	START	START	XXX	START	49	Charles Du	0/0
10	Loghan Thomas	6/0	XXX	XXX	XXX	XXX	XXX	XXX	50	Rocco Spindler	6/3	XXX	XXX	XXX	START	START	START
11	KK Smith	4/0	...	XXX	XXX	XXX	...	XXX	54	Anthonie Knapp	6/6	START	START	START	START	START	START
12	Jordan Botelho	3/3	START	START	START	55	Chris Terek	4/0	XXX	XXX	XXX	XXX
12	CJ Carr	1/0	XXX	56	Howard Cross III	6/6	START	START	START	START	START	START
13	Riley Leonard	6/6	START	START	START	START	START	START	56	Charles Jagusah	0/0
13	Ben Minich	4/0	...	XXX	XXX	XXX	...	XXX	58	Grant Ristoff	0/0
14	Micah Gilbert	2/0	XXX	XXX	59	Aamil Wagner	6/6	START	START	START	START	START	START
15	Leonard Moore	6/1	XXX	XXX	XXX	XXX	START	XXX	59	Sean Sevillano Jr.	0/0
15	Anthony Rezac	0/0	60	Max Anderson	0/0
16	Tae Johnson	0/0	61	Robbie Wollan	0/0
16	James Rendell	6/0	XXX	XXX	XXX	XXX	XXX	XXX	64	Joe Otting	3/0	XXX	XXX	...	XXX
17	Brenan Vernon	0/0	70	Ashton Craig	3/3	START	START	START
17	Cam Williams	0/0	71	Styles Prescod	0/0
18	Chance Tucker	0/0	72	Sam Pendleton	6/6	START	START	START	START	START	START
18	Steve Angeli	4/0	XXX	XXX	XXX	XXX	73	Peter Jones	1/0	XXX
19	Marty Auer	0/0	74	Billy Schrauth	3/3	START	START	START
19	Logan Saldate	0/0	75	Sullivan Absher	6/0	XXX	XXX	XXX	XXX	XXX	XXX
20	Benjamin Morrison	6/6	START	START	START	START	START	START	76	Guerby Lambert	3/0	XXX	XXX	...	XXX
20	Aneyas Williams	5/0	...	XXX	XXX	XXX	XXX	XXX	77	Ty Chan	5/0	...	XXX	XXX	XXX	XXX	XXX
21	Karson Hobbs	3/0	XXX	XXX	...	XXX	78	Pat Coogan	6/3	XXX	XXX	XXX	START	START	START
21	Kedren Young	2/0	XXX	XXX	79	Tosh Baker	3/0	XXX	XXX	...	XXX
22	Devyn Ford	6/0	XXX	XXX	XXX	XXX	XXX	XXX	80	Xavier Southall	0/0
23	Justin Fisher	5/0	XXX	XXX	XXX	XXX	XXX	...	81	Jack Polian	0/0
23	Kennedy Urlacher	4/0	XXX	XXX	XXX	XXX	82	Leo Scheidler	1/0	XXX
24	Jack Kiser	6/6	START	START	START	START	START	START	83	Jayden Thomas	6/0	XXX	XXX	XXX	XXX	XXX	XXX
24	Jadarian Price	6/0	XXX	XXX	XXX	XXX	XXX	XXX	84	Kevin Bauman	4/0	XXX	XXX	XXX	XXX
25	Dylan Devezin	0/0	85	Jack Larsen	1/0	XXX
25	Preston Zinter	5/0	XXX	XXX	...	XXX	XXX	XXX	86	Alex Whitman	0/0
26	Tyler Buchner	0/0	87	Cooper Flanagan	5/4	START	START	START	START	...	XXX
26	Chris Salerno	6/0	XXX	XXX	XXX	XXX	XXX	XXX	88	Mitchell Evans	6/2	XXX	XXX	XXX	XXX	START	START
27	Kyngstonn Viliamu-Asa	6/0	XXX	XXX	XXX	XXX	XXX	XXX	88	Armel Mukam	2/0	XXX	XXX
28	Luke Talich	6/0	XXX	XXX	XXX	XXX	XXX	XXX	89	Charlie Selna	0/0
29	Christian Gray	5/5	START	START	START	START	...	START	90	Eric Goins	2/0	XXX	XXX
30	Bryce Young	6/0	XXX	XXX	XXX	XXX	XXX	XXX	91	William Bartel	0/0
31	Taebon Bennie-Powell	0/0	92	Zac Yoakam	2/0	XXX	XXX
32	Isaiah Dunn	0/0	93	Quentin Autry	0/0
33	Tre Reader	1/0	XXX	96	Joseph Vinci	0/0
33	Matt Jeffery	1/0	XXX	97	Gabriel Rubio	1/0	XXX
34	Drayk Bowen	6/6	START	START	START	START	START	START	98	Mitch Jeter	6/0	XXX	XXX	XXX	XXX	XXX	XXX
35	Jake Tafelski	1/0	XXX	98	Devan Houston	0/0
35	Teddy Rezac	1/0	XXX	99	Rylie Mills	6/6	START	START	START	START	START	START