



# NOTRE DAME FOOTBALL




GAME  
**11**

**NBC**

7 PM ET

NO. 6/6/6



VS

NO. 18/17/19



SATURDAY, NOVEMBER 23, 2024 | YANKEE STADIUM | THE BRONX, NY

**NOTRE DAME (9-1)**  
 Marcus Freeman  
 Third season (28-9)  
 Same at ND

**ARMY (9-0)**  
 Jeff Monken  
 15th season (117-71)  
 79-55 at Army

BROADCAST: **NBC** | Ian Eagle, Todd Blackledge and Kathryn Tappen  
 RADIO: **Notre Dame Football Radio Network** | Local stations and Sirius XM Channel 129 | Tony Simeone, Ryan Harris ('07)

## SHAMROCK SERIES WEEKEND AT A GLANCE

- Saturday will mark the 52nd meeting between Notre Dame and Army. It will be the tenth matchup in the series in which both teams are ranked, and the first such occurrence since 1958, when No. 3 Army bested No. 4 Notre Dame, 14-2.
- Notre Dame is 39-8-4 all-time against Army, with an 8-1 home record, 7-2-1 away record, and 24-5-3 record at neutral sites.
- Notre Dame is 138-23-5 all-time against the AAC, and 1-0 against the AAC in 2024.
- Saturday will be Notre Dame's Shamrock Series game. See page 27 for history of the Shamrock Series. This year's Shamrock Series will honor the 100th anniversary of the famed Four Horsemen.
- Notre Dame has played at Yankee Stadium on 27 occasions, owning a 18-6-3 record. The Irish are 15-5-3 against Army at Yankee Stadium. Notre Dame played two games at the Polo Grounds prior to Yankee Stadium, including the 1924 matchup with Army.
- Saturday will mark the 12th installment of the Shamrock Series, during which Notre Dame hosts a game at a neutral site. While the game is counted as a neutral site game in statistics, Notre Dame serves as the home team.
- The 2024 Shamrock Series will commemorate the 100th anniversary of the Notre Dame vs. Army game at Yankee Stadium in 1924, which produced the most famous passage in the history of sports journalism - Grantland Rice's storied "Four Horsemen" article.
- Notre Dame wears specialty uniforms for each edition of the Shamrock Series. The 2024 uniforms are inspired by Grantland Rice's famous story, which begins, "Outlined against a blue, gray October sky the Four Horsemen rode again."
- Notre Dame is 35-10-5 all-time in baseball stadiums.
- Notre Dame is 12-0 in the Shamrock Series.
- The Irish come off a 35-14 win over Virginia on Senior Day, in which Xavier Watts recorded two takeaways (interception and fumble recovery) and Jeremiyah Love rushed for 137 yards and two touchdowns. Riley Leonard completed 16 passes for 214 yards and three touchdowns in the air.

## 2024 SCHEDULE

Date	ND Rank	Opp Rank	Opponent	Location	TV	Time ET/Result
8-31	7/7	20/20	at Texas A&M	Kyle Field	ABC	W, 23-13
9-7	5/7		Northern Illinois	Notre Dame Stadium	NBC	L, 14-16
9-14	18/19		at Purdue	Ross-Ade Stadium	CBS	W, 66-7
9-21	17/18		Miami (Ohio)	Notre Dame Stadium	NBC	W, 28-3
9-28	16/14	15/17	Louisville	Notre Dame Stadium	Peacock	W, 31-24
10-12	11/12		Stanford	Notre Dame Stadium	NBC	W, 49-7
10-19	12/11		at Georgia Tech	Mercedes-Benz Stadium	ESPN	W, 31-13
10-26	12/11	24/24	at Navy	MetLife Stadium	ABC	W, 51-14
11-9	10/8/10		Florida State	Notre Dame Stadium	NBC	W, 52-3
11-16	8/7/8		Virginia	Notre Dame Stadium	NBC	W, 35-14
11-23	6/6/6	18/17/19	Army	Yankee Stadium (Shamrock Series)	NBC	7 p.m.
11-30			at Southern Cal	LA Memorial Coliseum	TBA	TBA

## WHAT'S INSIDE

Media Information.....	2
Assistant Coach Gameday Locations.....	2
Availability Update/By the Numbers.....	3
University Information.....	3
Two-Deep Tidbits.....	4-5
Roster/Pronunciations.....	6-7
Coaching Information.....	8-10
Player/Team Notes/Season Notes.....	11-25
Shamrock Series/Opponent Notes.....	26-28
Venue/Stadium/Baseball Notes.....	29-33
National Awards.....	34-35
National Polls.....	36
Irish in the NFL.....	37
Starter History.....	38-39
20+ Yd Plays, Conversion Charts, Scoring.....	40-44
The Last Time.....	45-50
Game Recaps.....	51-55
2023 In Review.....	56
2024 Season Stats/Player Career Stats.....	57

**WEEKLY MEDIA SCHEDULE**

SUN.	MON.	TUES.	WED.	THURS.	FRI.	SAT.
No media availability  <b>by Noon ET</b> Interview requests for student-athletes or for any other feature ideas for the week must be submitted to Katy Lonerger (klonerq2@nd.edu)	<b>Noon ET</b> Media Lunch  <b>12:30 p.m. ET</b> Dick Corbett Head Football Coach Marcus Freeman Weekly Press Conference	<b>~5:30 p.m. ET</b> (timing subject to change) Select student-athletes available for interviews post-practice	No media availability	<b>Noon ET</b> Dick Corbett Head Football Coach Marcus Freeman late week Zoom availability	No media availability	<b>7 p.m. ET</b> Notre Dame vs. Army, postgame media availability

**MARCUS FREEMAN AVAILABILITY**

- Dick Corbett Head Football Coach Marcus Freeman conducts a weekly press conference each Monday of a game week in person in the Notre Dame Stadium Media Room and also available via Zoom.
- The half hour weekly conference previews the upcoming game and is available to watch live on YouTube (search Notre Dame athletics). Coach Freeman also holds a brief Zoom on Thursdays of game weeks
- To obtain the link for Monday or Thursday's Zoom, media members should contact Sarah Miesle (smiesle@nd.edu).
- For any other Coach Freeman interview requests, media members should contact Katy Lonerger (klonerq2@nd.edu).

**STUDENT-ATHLETE INTERVIEWS**

- Media members are not permitted to directly contact student-athletes, coaches or support staff to arrange interviews.
- This policy becomes active when any new student-athlete to the roster arrives on campus (for example, in January as an early-enrollees or in June as summer workouts begin). This policy then continues from that point throughout the entirety of their Notre Dame career.
- In-season interviews with selected Notre Dame student-athletes will occur on a weekly basis Tuesday during each game week in person at the Irish Athletics Center.
- Interview requests for student-athletes on a weekly basis or for any other feature ideas (including print media, podcasts and video interviews) must be submitted to Katy Lonerger (klonerq2@nd.edu). The in-season deadline for weekly Tuesday interviews after practice is 12 p.m. ET the Sunday before the proposed interview.
- A player availability schedule will be distributed before each interview session during the season.

**GAME NOTES/DISTRIBUTION LIST**

- All media members will be provided with access to game notes on Monday of game week at FightingIrish.com/ndfbmedia and they also will be distributed via our email distribution list.
- Contact Claire Cunningham (ckramer@nd.edu) if you need to be added to the distribution list.

**FIGHTINGIRISH.COM/PRESSBOX**

- All Notre Dame football information is available at FightingIrish.com/pressbox, which provides access to game notes, student-athlete and coaching staff headshots, updated season statistics, interview session video archives and more.

**MEDIA GUIDELINES**

- A document with media guidelines for Notre Dame home football games is emailed to each accredited member of the media before each game. Credentialed media are responsible for reading the guidelines and adhering to the policies.
- To request a copy of Notre Dame football's full media guidelines, email Claire Cunningham at ckramer@nd.edu, or visit fightingirish.com/pressbox.

**AVAILABILITY UPDATES**

- Beginning this season, Notre Dame Football will introduce an availability reporting structure in an effort to streamline communication surrounding student-athlete availability.
- In each week's Monday game notes, the program will provide a list of all student-athletes who have availability affected for the week. They will be classified as out for the season, out for that week's game, or questionable for that week's game, as well as the general ailment.

**NOTRE DAME FOOTBALL ATHLETIC COMMUNICATIONS**



**KATY LONERGER** - Associate Athletics Director, Strategic and Football Communications, Advisor to the Head Football Coach  
klonerq2@nd.edu | 785-764-9941  
game day location - field

main contact for: Coach Freeman, student-athlete interviews



**CLAIRE (KRAMER) CUNNINGHAM** - Director of Football Communications  
ckramer@nd.edu | 913-952-6454  
game day location - press box, middle, third seating level

main contact for: assistant coaches, day-to-day media operations, game notes, award nominations



**SARAH MIESLE** - Associate Athletics Communications Director  
smiesle@nd.edu | 608-487-3858  
game day location - field

main contact for: team statistics, photo requests, weekly and postgame press conference coordinator



**ALAN WASIELEWSKI** - Assistant Athletics Director, Team Communications  
awasiele@nd.edu | 574-532-4167  
game day location - press box, middle, third seating level

main contact for: credentials/parking, media guide, football historian

- Before each game, Notre Dame will continue to release an availability update roughly 60 minutes prior to kickoff that will confirm or update the availability of any student-athlete listed on that week's depth chart.
- As the information will be readily available, Notre Dame coaches and student-athletes will not comment on or provide additional information on availability in press conferences or interviews throughout the week.

**ASSISTANT COACH GAMEDAY LOCATIONS**

Coach	Role	Location
Al Golden	Defensive Coordinator	Field
Mike Denbrock	Off. Coord/Tight Ends	Field
Marty Biagi	ST Coord./ Asst. DBs	Field
Mike Brown	Wide Receivers	Field
Max Bullough	Linebackers	Field
Gino Guidugli	QBs/Pass Game Coord.	Press Box
Deland McCullough	RBs/Assoc. Head Coach	Field
Mike Mickens	DBs/Def. Pass Game Coord.	Field
Joe Rudolph	Offensive Line	Field
Al Washington	D-Line/Def. Run Game Coord.	Field

**IRISH ITEMS - BY THE NUMBERS**

<b>1</b>	Notre Dame's defense is dominant and ranks among the top in the country in nearly every defensive stat category, including: first in passing efficiency defense (88.89), first in turnovers gained (25), second in passing yards allowed (150.9), second in defensive touchdowns (4), third in scoring defense (11.4), fourth in red zone defense (0.682), fifth in fumbles recovered (10), fifth in first downs defense (153), sixth in total defense (277.1), sixth in third down defense (0.289) and seventh in passes intercepted (15).
<b>1</b>	Senior quarterback Riley Leonard owns 32 rushing touchdowns for his career, including three in the first half at Purdue, and two vs. Miami (OH) and Georgia Tech. He tied for first among all active FBS quarterbacks in rushing touchdowns (Dillon Gabriel - 32). With three rushing touchdowns in a single game at Purdue, Leonard is one of four Power 4 quarterbacks to achieve the feat so far this season, one of just 11 FBS quarterbacks to do so, and one of four FBS quarterbacks to do so in a single half.
<b>2</b>	Xavier Watts has made a case as the best defensive player in college football. Watts is one of just two FBS safeties to rank in the Top Three among all FBS safeties in interceptions and passes defended, and no FBS safety has higher marks in both categories than Watts. His 1.2 passes defended per game rank second among all safeties and 13th nationally, while his four interceptions rank third among safeties and seventh among all FBS players. Watts has totaled 11 interceptions on his career. He is tied for the most career interceptions by an Irish player since 1996. He is the 19th Notre Dame player to intercept 10 or more passes in a career and is tied for ninth (with four other players) on the all-time list for career interceptions in program history. Watts is responsible for five of Notre Dame's 25 turnovers gained this season (four interceptions, one fumble recovery).
<b>2</b>	Notre Dame is one of just two FBS programs (Auburn) that have three or more receivers who were the leading receiver (either in yards or receptions) on an FBS roster in 2023: Tight end <b>Mitchell Evans</b> (led Notre Dame with 29 receptions); wide receiver <b>Jayden Harrison</b> (led Marshall with 410 receiving yards); and wide receiver <b>Kris Mitchell</b> (led FIU in both receptions and yards - 64 receptions for 1,118 yards).
<b>3-24</b>	Notre Dame held two-straight opponents to 3-24 on third down (Miami 2-12, Purdue 1-12), the best back-to-back two-game total since 2021 (Cincinnati 2-12, Wisconsin 1-14). Those are the two best back-to-back two-game stretches since data is available starting in 1996.
<b>4</b>	Notre Dame is one of just four programs in the Power 4 with eight or more wins over each of the last five seasons (2020-24), joined by Alabama, Clemson and Georgia.
<b>5th</b>	Notre Dame finished the 2023 season ranked fifth in FBS for total defense (276.3), the program's best effort since 1980 (4th). The Irish also led the nation in pass efficiency defense (97.09).
<b>10</b>	The victory over Navy was the 10th ranked win of the <b>Marcus Freeman</b> era at Notre Dame. The 23-13 win at No. 20 Texas A&M was his eighth victory over a ranked opponent, and the 31-24 win over No. 15 Louisville was the ninth. Only Frank Leahy (10 such wins) earned as many ranked victories in his first three years on the Irish sidelines. In 2023, the 40-8 Sun Bowl victory over No. 21 Oregon State not only earned Freeman his first campaign with 10 victories, it also was his team's seventh victory over an Associated Press-ranked team in his first two years leading the program - breaking Terry Brennan's previous program record of six in 1954 and 55.
<b>14th</b>	The Irish finished the 2023 season ranked 14th in the Associated Press poll, marking the seventh-straight campaign and 10 of the last 12 Notre Dame has appeared in the final AP ranking. That seven-season final AP ranking streak is the best run for the Notre Dame program since the Irish finished in the AP Top 25 11 consecutive seasons from 1964-74.

**GAME 11 INJURY UPDATE**

**QUESTIONABLE FOR THE GAME**

- No. 22 RB Devyn Ford - Questionable for the game (right groin)
- No. 56 DL Howard Cross III - Questionable for the game (left ankle)

**UNIVERSITY INFORMATION**

Location.....	Notre Dame, Indiana
Founded.....	1842
Nickname.....	Fighting Irish
Colors.....	Blue and Gold
Enrollment.....	8,968 (undergraduates), 13,174 (total)
Stadium.....	Notre Dame Stadium (FieldTurf/77,622)
President.....	Rev. Robert Dowd, C.S.C.
Provost.....	John T. McGreevy
NCAA Faculty Representative.....	Patricia Bellia
University VP/James E. Rohr Director of Athletics.....	Pete Bevacqua

**FOOTBALL INFORMATION**

Offensive Formation.....	Multiple
Defensive Formation.....	Multiple
2023 Overall Record.....	10-3   Sun Bowl Champion
Final Ranking.....	#14 AP   #14 Coaches   #16 CFP (pre-bowl)
Off./De. Starters From 2023 Returning/Lost.....	11/11
Offensive Starters From 2023 Returning/Lost.....	6/5
Defensive Starters From 2023 Returning/Lost.....	5/6
Special Teams Starters From 2023 Returning/Lost.....	1/2
Monogram Winners From 2023 Returning/Lost.....	32/38
All-Time Record.....	978-339-42*
All-Time Record At Home.....	527-132-13*
All-Time Record On The Road.....	323-164-23
All-Time Record In Neutral Venues.....	127-44-6
First Year of Football.....	1887
Years Of Football.....	2024 is the 136th year of Notre Dame Football



**NOTRE DAME OFFENSE**

Pos.	No.	Name	Ht.	Wt.	Class	Elig.*
<b>WR</b>	5	Beaux Collins	6-3	206	Gr.	Sr.
<b>or</b>	83	Jayden Thomas	6-2	218	Sr.	Jr.
<b>WR</b>	1	Jaden Greathouse	6-1	215	So.	So.
<b>or</b>	2	Jayden Harrison	5-10	198	Gr.	Sr.*
<b>LT</b>	54	Anthonie Knapp	6-4	294	Fr.	Fr.
	79	Tosh Baker	6-8	325	Gr.	Sr.
<b>LG</b>	74	Billy Schrauth	6-5	310	Jr.	So.
	75	Sullivan Absher	6-7	321	So.	Fr.
<b>C</b>	78	Pat Coogan	6-5	310	Sr.	Jr.
	72	Sam Pendleton	6-4	310	So.	Fr.
	64	Joe Otting	6-3	303	So.	Fr.
<b>RG</b>	50	Rocco Spindler	6-5	325	Gr.	Jr.
	72	Sam Pendleton	6-4	310	So.	Fr.
	55	Chris Terek	6-5	330	So.	Fr.
<b>RT</b>	59	Aamil Wagner	6-6	291	Jr.	So.
	76	Guerby Lambert	6-7	323	Fr.	Fr.
<b>TE</b>	88	Mitchell Evans	6-5	260	Sr.	Sr.
	87	Cooper Flanagan	6-6	257	So.	So.
<b>or</b>	9	Eli Raridon	6-7	250	Jr.	Jr.
<b>WR</b>	6	Jordan Faison	5-10	184	So.	So.
<b>or</b>	10	Kris Mitchell	6-0	186	Gr.	Sr.*
<b>or</b>	11	KK Smith	6-0	178	So.	Fr.
<b>QB</b>	13	Riley Leonard	6-4	216	Sr.	Sr.
	18	Steve Angeli	6-2	208	Jr.	So.
<b>RB</b>	4	Jeremiyah Love	6-0	210	So.	So.
<b>or</b>	24	Jadarian Price	5-10	206	Jr.	So.
	20	Aneyas Williams	5-10	206	Fr.	Fr.
	22	Devyn Ford	5-11	200	Gr.	Sr.*

**NOTRE DAME SPECIAL TEAMS**

Pos.	No.	Name	Ht.	Wt.	Class	Elig.*
<b>KO</b>	98	Mitch Jeter	5-11	195	Gr.	Sr.*
<b>PK</b>	98	Mitch Jeter	5-11	195	Gr.	Sr.*
<b>P</b>	16	James Rendell	6-6	219	Gr.	Sr.
	90	Eric Goins	6-2	207	Gr.	Sr.
<b>LS</b>	49	Andrew Kros	6-3	222	So.	So.
<b>or</b>	96	Joseph Vinci	6-4	232	Fr.	Fr.
<b>SS</b>	39	Rino Monteforte	5-7	198	Jr.	Jr.
	96	Joseph Vinci	6-4	232	Fr.	Fr.

- **Mitch Jeter** joins the Irish from South Carolina, and owns a career 85.3 percent field-goal rate (29-34), connecting on 108-111 extra points. **James Rendell** hails from Melbourne, Australia, and made a mark in Australian football with the Victorian Football League before making the move to the United States this offseason. See page 24 for more on the Irish specialists.

**TWO-DEEP TIDBITS - OFFENSE**

- **Jayden Thomas** entered 2023 season as Notre Dame's leading returning receiver and served in that role in the first four games of the 2023 season, catching 12 passes for over 180 yards and a touchdown.
- **Beaux Collins** is Notre Dame's leading receiver in 2024, with 30 receptions for 390 yards. He recorded 91 receptions for 1,290 yards and 11 touchdowns in 1,578 offensive snaps over 32 games (27 starts) at Clemson from 2021-23. He broke out late in his true freshman season with 31 catches for 407 yards and three touchdowns.
- **Jaden Greathouse** was the first Irish true freshman wideout to catch two touchdown passes in his first-career game (against Navy in 2023). His five touchdown catches during a rookie campaign are the most for a Notre Dame true freshman since 2016.
- **Jayden Harrison** was a first-team All-American as a kick returner at Marshall last season, tying for the FBS lead with two kick return touchdowns in 2023. He recorded his first touchdown catch for the Irish in the 35-14 win over Virginia. In 2023, Harrison played in all 13 games for Marshall (started four), totaling 28 receptions for 410 yards (14.6 yards per reception) and a touchdown.
- **Kris Mitchell**, a transfer from FIU, led CUSA and ranked in the Top 20 nationally in receiving yards in 2023 (1,118 - 18th nationally) and receiving yards per game (93.2 - 13th nationally). Mitchell owns 100 career receptions for 1,663 yards and 11 touchdowns.
- **KK Smith** began his time at Notre Dame recovering from an injury. His hard work over 2023 Fall allowed Smith to return to practice during bowl prep and make his Notre Dame debut in the Sun Bowl victory over Oregon State.
- **Jordan Faison** joined the Notre Dame football team as a walk on and made his collegiate athletics debut at No. 25 Louisville in 2023, and was put on football scholarship. He would end the season with 19 catches for 322 yards and four touchdowns, capping the year by earning Sun Bowl MVP honors with five catches for 115 yards and a touchdown.
- Notre Dame's offensive line presents some new faces in 2024 with the departures of NFL Draftees Joe Alt and Blake Fisher. **Pat Coogan, Ashton Craig, Billy Schrauth, Tosh Baker, Rocco Spindler and Charles Jagusah** own starting experience. Irish linemen **Aamil Wagner, Sam Pendleton and Anthonie Knapp** all made their first-career starts at No. 20 Texas A&M. Even with injuries and young talent, the line has been named a semifinalist for the Joe Moore Award.
- **Mitchell Evans** had a breakout season in 2023 before being sidelined with an injury. A 2024 semifinalist for the Mackey Award, he played in eight games as a junior in 2023, starting seven, and ended the season as the team's top receiving target, averaging 52.8 yards per game. Through those eight games, Evans totaled 29 receptions for 422 yards and a touchdown during the season, averaging 14.6 yards per catch. With Evans' injury, **Cooper Flanagan and Eli Raridon** saw action in 2023, each scoring a touchdown, and will look to have an increased role in 2024.
- **Riley Leonard** owns 32 rushing touchdowns for his career, ranking first among all active FBS quarterbacks in rushing touchdowns (tied with Dillon Gabriel - 32). He enters his senior season and first with Notre Dame coming off a Duke career as one of the ACC's premier quarterbacks. See page 20 for more on Leonard.
- **Steve Angeli** made the most of his first-career start in the 2023 Sun Bowl completing 15 of 19 passes for 232 yards and three touchdowns. Prior to that game, he went 19-for-25 passing with four touchdowns in seven relief appearances.
- With the departure of NFL Draft pick Audric Estimé, **Jeremiyah Love** and **Jadarian Price** are poised to lead the Irish running backs in 2024. See page 23 for more on the Irish running backs

**NOTRE DAME DEFENSE**

Pos.	No.	Name	Ht.	Wt.	Class	Elig.*
<b>VYP</b>	40	Joshua Burnham	6-4	251	Jr.	So.
	44	Junior Tuihalamaka	6-2	255	Jr.	Jr.
	10	Loghan Thomas	6-4	224	Fr.	Fr.
<b>DT</b>	99	Rylie Mills	6-5	295	Gr.	Sr.*
	97	Gabriel Rubio	6-5	316	Sr.	Jr.
	88	Armel Mukam	6-3	302	So.	Fr.
<b>DT</b>	41	Donovan Hinish	6-2	278	Jr.	So.
	88	Armel Mukam	6-3	302	So.	Fr.
<b>or</b>	59	Sean Sevellano Jr.	6-1	320	Fr.	Fr.
<b>DE</b>	9	RJ Oben	6-3	265	Gr.	Sr.*
	30	Bryce Young	6-7	258	Fr.	Fr.
<b>or</b>	40	Joshua Burnham	6-4	251	Jr.	So.
<b>WILL</b>	24	Jack Kiser	6-2	231	Gr.	Sr.*
	4	Jaiden Ausberry	6-2	216	So.	Fr.
<b>or</b>	27	Kyngstonn Viliamu-Asa	6-3	240	Fr.	Fr.
<b>MIKE</b>	34	Drayk Bowen	6-2	239	So.	So.
	27	Kyngstonn Viliamu-Asa	6-3	240	Fr.	Fr.
<b>ROV</b>	3	Jaylen Sneed	6-1	224	Jr.	So.
	4	Jaiden Ausberry	6-2	216	So.	Fr.
<b>NICKEL</b>	1	Jordan Clark	5-10	182	Gr.	Sr.*
	21	Karson Hobbs	6-1	192	Fr.	Fr.
<b>CB</b>	15	Leonard Moore	6-2	191	Fr.	Fr.
	16	Tae Johnson	6-2	188	Fr.	Fr.
<b>BOUND</b>	8	Adon Shuler	6-0	200	So.	Fr.
	28	Luke Talich	6-4	211	So.	So.
<b>or</b>	23	Kennedy Urlacher	5-11	197	Fr.	Fr.
<b>FIELD</b>	0	Xavier Watts	6-0	203	Gr.	Sr.
	2	Rod Heard II	5-11	195	Gr.	Sr.*
<b>CB</b>	29	Christian Gray	6-0	189	So.	So.
	21	Karson Hobbs	6-1	192	Fr.	Fr.

**NOTRE DAME SPECIAL TEAMS**

Pos.	No.	Name	Ht.	Wt.	Class	Elig.*
<b>HLD</b>	26	Chris Salerno	5-11	208	Sr.	Sr.
	81	Jack Polian	6-0	183	Sr.	Sr.
<b>PR</b>	37	Max Hurlleman	5-11	202	Gr.	Sr.
<b>or</b>	6	Jordan Faison	5-10	184	So.	So.
<b>or</b>	1	Jaden Greathouse	6-1	215	So.	So.
<b>KR</b>	2	Jayden Harrison	5-10	198	Gr.	Sr.*
<b>or</b>	4	Jeremiyah Love	6-0	206	So.	So.
<b>or</b>	24	Jadarian Price	5-10	203	Jr.	So.

\* - Super Senior

Note: Class years are academic enrollment; Eligibility is in regards to on the field.

**TWO-DEEP TIDBITS - DEFENSE**

- **Joshua Burnham** finished the 2023 season with 18 tackles, four tackles-for-loss and a sack. **Junior Tuihalamaka** appeared in all 13 games in 2023 while posting 10 tackles.
- **Rylie Mills** was named a 2024 team captain and was a disruptive force on the Irish defensive line in 2023. He posted 3.0 sacks in the win over Florida State, as the Irish totaled 8.0 on the night. See page 18 for more information on Mills.
- **Donovan Hinish** appeared in nine games in 2023 and posting a career-best four stops in the win over Central Michigan. **Howard Cross III**, questionable for this week, established himself as one of the top playmaking interior defensive linemen in the country during the 2023 season. See page 17 for more information on Cross.
- **RJ Oben** transferred from Duke in the offseason with 34 career starts and 50 games played. Entering Notre Dame, he had posted 67 tackles on his career, with 14.5 sacks (loss of 91 yards), five forced fumbles, two passes defended and an interception. **Bryce Young** is now seeing time in the regular defensive line rotation and has made a significant mark on special teams. He is four-star true freshman and was an Adidas All-American as a high school senior. See page 19 for more on Young.
- **Jack Kiser** leads a linebacker room with young talent. A team captain and 2024 William V. Campbell Trophy Finalist, Kiser has broken the Notre Dame career games played record. See page 18 for more information on Kiser. **Jaiden Ausberry** appeared in four regular-season games in 2023, preserving his eligibility. **Kyngstonn Viliamu-Asa** is a highly-touted five-star linebacker who was a finalist for the high school Butkus Award in 2023. He posted a career-high seven tackles vs. Northern Illinois. **Drayk Bowen** has posted 48 tackles this season, second behind Kiser's 52. He appeared in 12 games in 2023 (missing one contest with an injury) and recorded 14 stops and a forced fumble. See page 19 for more on Bowen. **Jaylen Sneed** appeared in all 13 games in 2023, totaling 14 tackles, five QB hurries and two PBU.
- **Jordan Clark** joined the Irish from Arizona State with 22 career starts and 39 games played entering 2024. Throughout his college career, he has snagged four interceptions (one for a touchdown) and 157 tackles (113 solo) with 7.5 TFL and 24 passes defended.
- **Adon Shuler** has posted three interceptions this season, one each against Texas A&M, Georgia Tech and Virginia. Starting each game in 2024, he showed his playmaking ability late in the 2023 season, posting all six career tackles in the final three games of the year. See page 19 for more on Shuler. **Luke Talich** quickly established himself as a special teams mainstay during his freshman season in 2023, and posted his first-career pick six vs. Florida State.
- True freshmen **Karson Hobbs**, **Leonard Moore** and **Kennedy Urlacher** have impressed in preseason camp. Moore and Urlacher both garnered one four-star ranking through recruitment. Moore made his college football debut at No. 20 Texas A&M, and his first-career start vs. No. 15 Louisville, leading the team with seven tackles. He also posted seven tackles in his second start, at Georgia Tech. See page 19 for more on Moore. **Tae Johnson** made his debut on the depth chart for Florida State week, and saw his first game action after coming back from injury.
- **Christian Gray** started his first-career game in the 23-13 win at No. 20 Texas A&M. He saw action in 12 games and made 11 tackles in 2023. He intercepted his first career pass against Pittsburgh and finished the year with a career-best three tackles in the Sun Bowl victory over Oregon State.
- **Xavier Watts** has made a case to be the best defensive player in college football in 2024. He is a semifinalist the Walter Camp Player of the Year, Bednarik Award, Lott Trophy and Thorpe Award. Watts won the Nagurski Trophy in 2023 and was a unanimous All-American. See page 16 for more on Watts. **Rod Heard II** spent his prior career at Northwestern, where he amassed 31 starts and 46 games played with 182 tackles, 11 for loss, two sacks and two interceptions, as well as 10 passes defended, five forced fumbles and a fumble recovery.

## ALPHABETICAL ROSTER/PRONUNCIATIONS

No.	Name	Pronunciation
75	Sullivan Absher	
60	Max Anderson	
18	Steve Angeli	Ann-JELL-ee
19	Marty Auer	like hour
4	Jaiden Ausberry	
93	Quentin Autry	
79	Tosh Baker	
91	William Bartel	Bar-tell
84	Kevin Bauman	B-ow-man
31	Taebron Bennie-Powell	Tay-bron
12	Jordan Botelho	Bo-TELL-ho
34	Drayk Bowen	Drake BOE-enn
48	Mickey Brown	
26	Tyler Buchner	Buck-ner
40	Joshua Burnham	
12	CJ Carr	
77	Ty Chan	
1	Jordan Clark	
5	Beaux Collins	Bo
0	Deion Colzie	
78	Pat Coogan	
70	Ashton Craig	
56	Howard Cross III	
25	Dylan Devezin	DEV-eh-zen
48	Marcello Diomede	Mar-chell-oh Dee-oh-med-ee
49	Charles Du	
32	Isaiah Dunn	
88	Mitchell Evans	
6	Jordan Faison	Fay-zonn
32	Justin Fisher	
87	Cooper Flanagan	
22	Devyn Ford	Dev-in
42	Henry Garrity	Gare (like stare)-itty
14	Micah Gilbert	
90	Eric Goins	Goh-ins
29	Christian Gray	
1	Jaden Greathouse	
2	Jayden Harrison	
2	Rod Heard II	
41	Donovan Hinish	HIGH-nish
21	Karson Hobbs	
98	Devan Houston	Dev-in Houston (like the city)
37	Max Hurlman	Hurl-uh-man
56	Charles Jagusah	Jog-you-saw
33	Matt Jeffery	
98	Mitch Jeter	Jee-ter
16	Tae Johnson	Tay
73	Peter Jones	
36	Bodie Kahoun	Bow-dee Ka-hoon
43	Kahanu Kia	Ka-ha-new Kee-uh
24	Jack Kiser	KYE-zerr
54	Anthonie Knapp	Nap
49	Andrew Kros	Cross
76	Guerby Lambert	Gur-bee
85	Jack Larsen	
13	Riley Leonard	
4	Jeremiah Love	
99	Rylie Mills	
8	Kenny Minchey	Minn-shee
13	Ben Minich	Minn-ick
10	Kris Mitchell	

## NUMERICAL ROSTER

No.	Name	Pos.	Ht.	Wt.	Cl.	Elg.	Hometown/High School
0	Deion Colzie	WR	6-4	211	Sr.	Jr.	McDonough, GA/Athens Academy
0	Xavier Watts	S	6-0	203	Gr.	Sr.	Omaha, NE/Harry A. Burke
1	Jordan Clark	S	5-10	182	Gr.	*Sr.	Baton Rouge, LA/University Lab/Arizona State
1	Jaden Greathouse	WR	6-1	215	So.	So.	Austin, TX/Westlake
2	Jayden Harrison	WR	5-10	198	Gr.	*Sr.	Antioch, TN/Pearl-Cohn/Marshall
2	Rod Heard II	S	5-11	195	Gr.	*Sr.	Farmington Hills, MI/Farmington Hills/Northwestern
3	Gi'Bran Payne	RB	5-9	203	Jr.	So.	Cincinnati, OH/LaSalle
3	Jaylen Sneed	LB	6-1	224	Jr.	So.	Hilton Head Island, SC/Hilton Head
4	Jaiden Ausberry	LB	6-2	216	So.	Fr.	Baton Rouge, LA/University Lab
4	Jeremiah Love	RB	6-0	210	So.	So.	St. Louis, MO/Christian Brothers
5	Beaux Collins	WR	6-3	206	Gr.	Sr.	Los Angeles, CA/St. John Bosco/Clemson
5	Boubacar Traore	DL	6-4	243	So.	Fr.	Boston, MA/Catholic Memorial
6	Jordan Faison	WR	5-10	184	So.	So.	Fort Lauderdale, FL/Pine Crest
8	Kenny Minchey	QB	6-2	207	So.	Fr.	Hendersonville, TN/Pope John Paul II
8	Adon Shuler	S	6-0	200	So.	Fr.	Irvington, NJ/Irvington
9	RJ Oben	DL	6-3	265	Gr.	*Sr.	Montclair, NJ/St. Peter's Prep/Duke
9	Eli Raridon	TE	6-7	250	Jr.	Jr.	Des Moines, IA/Valley
10	Kris Mitchell	WR	6-0	186	Gr.	*Sr.	Jacksonville, FL/Mandarin/FIU
10	Lohan Thomas	DL	6-4	224	Fr.	Fr.	Katy, TX/Paetow
11	KK Smith	WR	6-0	178	So.	Fr.	Frisco, TX/Reedy
12	Jordan Botelho	DL	6-3	250	Gr.	*Sr.	Honolulu, HI/Saint Louis
12	CJ Carr	QB	6-3	210	Fr.	Fr.	Saline, MI/Saline
13	Riley Leonard	QB	6-4	216	Sr.	Sr.	Fairhope, AL/Fairhope/Duke
13	Ben Minich	S	6-0	195	So.	Fr.	West Chester, OH/Lakota West
14	Micah Gilbert	WR	6-2	208	Fr.	Fr.	Charlotte, NC/Charlotte Christian
15	Leonard Moore	CB	6-2	191	Fr.	Fr.	Round Rock, TX/Round Rock
15	Anthony Rezac	QB	6-3	197	Fr.	Fr.	Omaha, NE/Westside
16	Tae Johnson	S	6-2	188	Fr.	Fr.	Fort Wayne, IN/North Side
16	James Rendell	P	6-6	224	Gr.	Sr.	Melbourne, Australia/Parkdale Secondary/RMIT
17	Brenan Vernon	DL	6-5	262	So.	Fr.	Mentor, OH/Mentor
17	Cam Williams	WR	6-2	202	Fr.	Fr.	Glen Ellyn, IL/Bernard South
18	Steve Angeli	QB	6-2	208	Jr.	So.	Westfield, NJ/Bergen Catholic
18	Chance Tucker	CB	6-0	189	Sr.	Jr.	Encino, CA/Crespi Carmelite
19	Marty Auer	CB	6-0	195	Sr.	Sr.	Glenview, IL/Loyola Academy
19	Logan Saldade	WR	5-11	193	Fr.	Fr.	Gilroy, CA/Palma
20	Benjamin Morrison	CB	6-0	190	Jr.	Jr.	Phoenix, AZ/Brophy Prep
20	Aneayas Williams	RB	5-10	206	Fr.	Fr.	Hannibal, MO/Hannibal
21	Karson Hobbs	CB	6-1	192	Fr.	Fr.	Cincinnati, OH/Archbishop Moeller
21	Kedren Young	RB	6-0	229	Fr.	Fr.	Lufkin, TX/Lufkin
22	Devyn Ford	RB	5-11	200	Gr.	*Sr.	Stafford, VA/North Stafford/Penn State
23	Kennedy Urlacher	S	5-11	197	Fr.	Fr.	Chandler, AZ/Chandler
24	Jack Kiser	LB	6-2	231	Gr.	*Sr.	Royal Center, IN/Pioneer
24	Jadarian Price	RB	5-10	206	Jr.	So.	Denison, TX/Denison
25	Dylan Devezin	RB	6-1	214	Jr.	Jr.	New Orleans, LA/St. Augustine
25	Preston Zinter	LB	6-2	235	So.	Fr.	North Andover, MA/Central Catholic
26	Tyler Buchner	WR	6-1	215	Gr.	Jr.	San Diego, CA/The Bishop's School
26	Chris Salerno	K	5-11	208	Sr.	Sr.	Valencia, CA/Crespi Carmelite
27	Kyngstonn Viliamu-Asa	LB	6-3	240	Fr.	Fr.	Inland Empire, CA/St. John Bosco
28	Luke Talich	S	6-4	211	So.	So.	Cody, WY/Cody
29	Christian Gray	CB	6-0	189	So.	So.	St. Louis, MO/De Smet Jesuit
30	Bryce Young	DL	6-7	258	Fr.	Fr.	Charlotte, NC/Charlotte Christian
31	Taebron Bennie-Powell	S	6-1	182	Fr.	Fr.	Cincinnati, OH/Lakota West
32	Isaiah Dunn	CB	5-11	180	Jr.	Jr.	Santa Fe Springs, CA/St. Paul
32	Justin Fisher	RB	6-2	231	Jr.	Jr.	Mishawaka, IN/Mishawaka
33	Matt Jeffery	WR	5-11	195	Fr.	Fr.	Cheshire, CT/Cheshire
33	Tre Reader	LB	6-1	215	Jr.	Jr.	Tampa, FL/Berkeley Prep
34	Drayk Bowen	LB	6-2	239	So.	So.	St. John, IN/Andean HS
35	Teddy Rezac	LB	6-3	207	Fr.	Fr.	Omaha, NE/Westside
35	Jake Tafelski	RB	5-11	218	Gr.	Sr.	Dearborn, MI/Dearborn/Central Michigan
36	Bodie Kahoun	LB	6-2	223	Fr.	Fr.	Roanoke, VA/Patrick Henry
37	Max Hurlman	CB	5-11	202	Gr.	Sr.	Wyomissing, PA/Wyomissing/Colgate
38	Tommy Powlus	LB	6-0	206	Fr.	Fr.	Granger, IN/Penn

## ALPHABETICAL ROSTER/PRONUNCIATIONS

No.	Name	Pronunciation
39	Rino Monteforte	Reno (like the town) Montah-fort-tay
15	Leonard Moore	
20	Benjamin Morrison	
88	Armel Mukam	Moo-kum
42	Cole Mullins	
9	RJ Oben	Oh-bin
47	Jason Onye	Own-yay
45	Kobi Onyike	Own-you-kay
64	Joe Otting	Ott (like otter)-ing
3	Gi'Bran Payne	Gih-bron (like LeBron)
72	Sam Pendleton	
81	Jack Polian	Pole-lian
38	Tommy Powlus	Paul-us
71	Styles Prescod	
24	Jadarian Price	Jah-DAR (like dart)-ee-an
9	Eli Raridon	RARE-i-dun
33	Tre Reader	Reed-err
16	James Rendell	Ren-DELL
15	Anthony Rezac	Ree-zak
35	Teddy Rezac	Ree-zak
58	Grant Ristoff	Wrist-off
97	Gabriel Rubio	
46	Jerry Rullo	Rule-oh
19	Logan Saldade	Sal-dah-tay
26	Chris Salerno	
82	Leo Scheidler	SHIDE-ler
74	Billy Schrauth	sh-ROUTH (like ow)
89	Charlie Selna	
59	Sean Sevillano Jr.	Sev-ill-on-oh
38	Davis Sherwood	
8	Adon Shuler	Uh-donn
11	KK Smith	
3	Jaylen Sneed	
80	Xavier Southall	Ex-avier
50	Rocco Spindler	
35	Jake Tafelski	
28	Luke Talich	Taal (like tally)-ich
55	Chris Terek	Terr-ick
83	Jayden Thomas	
10	Loghan Thomas	
5	Boubacar Traore	Boob-ah-car Tray-or-ree
18	Chance Tucker	
44	Junior Tuihalamaka	Tooy-ah-la-maka
23	Kennedy Urlacher	Ur-lack-er
17	Brenan Vernon	
27	Kyngstonn Viliamu-Asa	
96	Joseph Vinci	Vin-see
59	Aamil Wagner	Ah-meal
0	Xavier Watts	Ex-avier
86	Alex Whitman	
20	Aneyas Williams	Uh-nee-us
17	Cam Williams	
61	Robbie Wollan	Wool-an
39	Andrew Yanoshak	
92	Zac Yoakam	Yoke-um
30	Bryce Young	
21	Kedren Young	Key-dren
25	Preston Zinter	

## NUMERICAL ROSTER

No.	Name	Pos.	Ht.	Wt.	Cl.	Elg.	Hometown/High School
38	Davis Sherwood	TE	6-3	243	Sr.	Sr.	Greensboro, NC/Good Counsel
39	Rino Monteforte	LS	5-7	200	Jr.	Jr.	North Babylon, NY/Kellenberg Memorial
39	Andrew Yanoshak	TE	6-2	232	Sr.	Sr.	Bedford, PA/Bishop Guilfoyle
40	Joshua Burnham	DL	6-4	251	Jr.	So.	Traverse City, MI/Traverse City Central
41	Donovan Hinish	DL	6-2	278	Jr.	So.	Pittsburgh, PA/Central Catholic
42	Henry Garrity	TE	6-3	230	So.	So.	Bloomfield Hills, MI/Brother Rice
42	Cole Mullins	DL	6-4	265	Fr.	Fr.	Hoschton, GA/Mill Creek
43	Kahanu Kia	LB	6-2	230	So.	Fr.	Kaneohe, HI/Punahou
44	Junior Tuihalamaka	DL	6-2	255	Jr.	Jr.	Granada Hills, CA/Bishop Alemany
45	Kobi Onyike	DL	6-4	260	Jr.	Jr.	Richmond, VA/Benedictine College Prep
46	Jerry Rullo	LB	6-1	233	Jr.	Jr.	Havertown, PA/Penn Charter
47	Jason Onye	DL	6-5	291	Sr.	Jr.	North Providence, RI/Bishop Hendricken
48	Mickey Brown	CB	5-9	180	Jr.	Jr.	Southampton, NY/St. Anthony's
48	Marcello Diomede	K	6-0	192	So.	So.	Glen Ellyn, IL/Glenbard West
49	Charles Du	CB	5-9	181	Jr.	Jr.	Beijing, China/Robert Lewis Stevenson (CA)
49	Andrew Kros	LS	6-3	220	So.	So.	Louisville, KY/St. Xavier
50	Rocco Spindler	OL	6-5	325	Gr.	Jr.	Clarkston, MI/Clarkston
54	Anthonie Knapp	OL	6-4	294	Fr.	Fr.	Roswell, GA/Roswell
55	Chris Terek	OL	6-5	330	So.	Fr.	Glen Ellyn, IL/Glenbard West
56	Howard Cross III	DL	6-1	288	Gr.	*Sr.	Paramus, NJ/St. Joseph Regional
56	Charles Jagusah	OL	6-7	328	So.	Fr.	Rock Island, IL/Alleman
58	Grant Ristoff	DL	6-3	260	Gr.	*Sr.	Ladera Ranch, CA/J Serra Catholic/Penn
59	Sean Sevillano Jr.	DL	6-1	320	Fr.	Fr.	Clearwater, FL/Clearwater Academy
59	Aamil Wagner	OL	6-6	291	Jr.	So.	Yellow Springs, OH/Wayne
60	Max Anderson	OL	6-3	296	Fr.	Fr.	St. Paul, MN/St. Thomas Academy
61	Robbie Wollan	OL	6-3	278	Fr.	Fr.	St. Paul, MN/St. Thomas Academy
64	Joe Otting	OL	6-3	303	So.	Fr.	Topeka, KS/Hayden
70	Ashton Craig	OL	6-4	308	Jr.	So.	Lawrenceburg, IN/Lawrenceburg
71	Styles Prescod	OL	6-6	299	Fr.	Fr.	Fishers, IN/Hamilton Southeastern
72	Sam Pendleton	OL	6-4	310	So.	Fr.	Lawsonville, NC/Reagan
73	Peter Jones	OL	6-5	312	Fr.	Fr.	Coatesville, PA/Malvern Prep
74	Billy Schrauth	OL	6-5	310	Jr.	So.	Campbellsport, WI/St. Mary's Springs
75	Sullivan Absher	OL	6-7	321	So.	Fr.	Belmont, NC/South Point
76	Guerby Lambert	OL	6-7	323	Fr.	Fr.	Boston, MA/Catholic Memorial
77	Ty Chan	OL	6-5	320	Jr.	So.	Lowell, MA/Lawrence Academy
78	Pat Coogan	OL	6-5	310	Sr.	Jr.	Palos Heights, IL/Marist
79	Tosh Baker	OL	6-8	325	Gr.	Sr.	Scottsdale, AZ/Pinnacle
80	Xavier Southall	WR	6-1	178	Fr.	Fr.	Alexandria, VA/IMG Academy
81	Jack Polian	WR	6-0	183	Sr.	Sr.	Ponte Vedra, FL/Ponte Vedra
82	Leo Scheidler	WR	6-0	192	Jr.	Jr.	Lake Forest, IL/Lake Forest
83	Jayden Thomas	WR	6-2	218	Sr.	Jr.	Paulding County, GA/Pace Academy
84	Kevin Bauman	TE	6-5	260	Gr.	Sr.	Red Bank, NJ/Red Bank Catholic
85	Jack Larsen	TE	6-3	250	Fr.	Fr.	Charlotte, NC/Charlotte Catholic
86	Alex Whitman	WR	6-2	200	So.	So.	Highstown, NJ/The Peddie School
87	Cooper Flanagan	TE	6-6	257	So.	So.	Pleasant Hill, CA/De La Salle
88	Mitchell Evans	TE	6-5	260	Sr.	Sr.	Wadsworth, OH/Wadsworth
88	Armel Mukam	DL	6-3	302	So.	Fr.	La Prairie, Quebec, Canada/Woodberry Forest School
89	Charlie Selna	TE	6-6	242	Gr.	Sr.	Atherton, CA/Sacred Heart Prep
90	Eric Goins	P/K	6-2	209	Gr.	Sr.	Herndon, VA/Oakton/The Citadel
91	William Bartel	P	5-10	181	Gr.	Sr.	Providence, RI/La Salle Academy/Villanova
92	Zac Yoakam	K	5-8	191	Jr.	Jr.	Upper Arlington, OH/Upper Arlington
93	Quentin Autry	DL	6-4	287	Gr.	Sr.	Millston, NJ/Notre Dame HS/Columbia
96	Joseph Vinci	LS	6-4	232	Fr.	Fr.	Westwood, MA/Westwood
97	Gabriel Rubio	DL	6-5	316	Sr.	Jr.	St. Louis, MO/Lutheran St. Charles
98	Devan Houston	DL	6-4	297	So.	Fr.	Mississauga, Ontario, Canada/St. James School
98	Mitch Jeter	K	5-11	195	Gr.	*Sr.	Salisbury, NC/Cannon School/South Carolina
99	Rylie Mills	DL	6-5	295	Gr.	*Sr.	Lake Bluff, IL/Lake Forest

\* - Super Senior

Note: Class years are academic enrollment; Eligibility is in regards to on the field.



**MARCUS FREEMAN**  
 The Dick Corbett Head Football Coach  
 14th Year Overall, Third At Notre Dame  
 Third Year as Head Coach (28-9)



**THE FREEMAN FILE**

Hometown	Huber Heights, OH	
High School	Wayne High School	
College	Ohio State (2007, B.S.; 2011, M.S.)	
Wife	Joanna	
Children	Vinny, Siena, Gino, Nico, Capri and Rocco	

**PLAYING EXPERIENCE**

2004-08	Ohio State	Linebacker
2009	Chicago Bears	Linebacker
	Buffalo Bills	Linebacker
	Houston Texans	Linebacker

**BOWLS PLAYED**

2005	Ohio State (Alamo)	
2006	Ohio State (Fiesta)	
2007	Ohio State (BCS National Championship)	
2008	Ohio State (BCS National Championship)	

**COACHING CAREER**

2010	Ohio State	Graduate Assistant
2011-12	Kent State	Linebackers
2013-15	Purdue	Linebackers
2016	Purdue	Co-Defensive Coordinator/ Linebackers
2017-20	Cincinnati	Defensive Coordinator/ Linebackers
2021-22	Notre Dame	Bob Hinton Defensive Coordinator/Linebackers
2022-	Notre Dame	The Dick Corbett Head Football Coach

**BOWLS COACHED IN**

2010	Ohio State (Sugar)	
2012	Kent State (GoDaddy.com)	
2018	Cincinnati (Military)	
2019	Cincinnati (Birmingham)	
2020	Cincinnati (Peach)	
2021	Notre Dame (Fiesta)	
2022	Notre Dame (Gator)	
2023	Notre Dame (Sun)	

- Marcus Freeman, one of the rising young stars in the profession was named the 30th Dick Corbett Head Football Coach at the University of Notre Dame on Dec. 3, 2021. He completed the 2023 regular season, his second full season in charge of the program, with a 10-3 mark and claimed ranked victories at No. 17 Duke and against No. 10 Southern Cal in Notre Dame Stadium.
- He joins Terry Brennan (1954) as just the second Irish head coach to claim four ranked wins in his first season on the Notre Dame sidelines.
- Notre Dame had two unanimous All-Americans in 2023 in offensive lineman Joe Alt and safety Xavier Watts, giving the Irish a pair of unanimous All-Americans for the first time since 1990.
- His 2022 Notre Dame team was led by consensus All-American Michael Mayer, who finished his junior season as the best tight end in school history. Additionally, consensus All-American defensive lineman Isaiah Foskey became the Notre Dame all-time leader in sacks. Four other Irish earned All-America honors in offensive linemen Joe Alt and Jarrett Patterson, long snapper Michael Vinson, cornerback Benjamin Morrison took home Freshman All-American honors.
- Watts took home the Bronko Nagurski Award, given to the top defensive player in college football, after leading the FBS in interceptions with seven. Defensive lineman Howard Cross III and running back Audric Estimé were also named All-Americans in 2023.
- Mayer and Foskey were each tabbed in the second round of the 2023 NFL Draft by the Las Vegas Raiders and New Orleans Saints, respectively, while Patterson was drafted in the sixth round by the Houston Texans.
- The Irish special teams had a tremendous 2022 season as Notre Dame led the nation with seven blocked kicks, all punts, with Foskey getting his hands on two of them.
- In his first season with the Irish in 2021, while serving as the Bob Hinton Defensive Coordinator, Freeman led a transformation on the defensive side of the ball that included a number of Top-20 national rankings.
- The Irish ranked seventh nationally in defensive touchdowns (4), 10th in turnovers gained (25) and third-down conversion percentage (.321), 12th in total sacks (41.0) and 15th nationally in interceptions (15) and scoring defense (19.7). The 41.0 team sacks tied the program record of 41, also set during the 1996 season.
- The 2023 edition of the Fighting Irish ranked among the best in the country and in program history on both sides of the line of scrimmage. Notre Dame averaged 39.1 points-per-game in '23, which is the second-best season average in school history. The offense also averaged 7.0 yards-per-play which also ranks second in the program record books. The '23 defensive unit led the nation in pass efficiency defense, ranked second in red zone defense and was eighth in total defense.
- The 2023 defense featured Watts, who led the nation in interceptions. The offense featured All-American left tackle Joe Alt and running back Audric Estimé - whose 1,341 rushing yards in 2023 were the fifth-most in a single season for an Irish back.
- Under Freeman's guidance, Notre Dame safety Kyle Hamilton was named a consensus All-American in 2021 and went on to be the 14th overall selection in the 2022 NFL Draft.
- Freeman finished his first season in 2022 with a 9-4 mark, with wins over fifth-ranked Clemson, 16th-ranked BYU and 16th-ranked Syracuse; in addition to closing the season with a Gator Bowl win over 19th-ranked South Carolina.



- Freeman oversaw then-sophomore Isaiah Foskey's breakout season as a starter on the defensive line. Foskey tallied 11.0 sacks in 2021, third-most in program history for a single season.
- The depth of the Irish defense was on full display with Freeman serving as defensive coordinator, as 15 different players recorded a sack and 21 different players had a tackle-for-loss. The 15 interceptions are the most in a single season since 2014, when the Irish had 16. In November, the Irish had three-straight games without allowing a touchdown for the first time since 2012.
- Prior to coming to South Bend, Freeman spent the previous four seasons as the defensive coordinator at Cincinnati. During his time with the Bearcats, he was named the 2020 247Sports.com Defensive Coordinator of the Year and 2020

**THE FREEMAN ERA**

**2021**

Marcus Freeman coached the 2022 Fiesta Bowl, which is included in his career win/loss total.

Date	Rk.	Opponent	Result
1/122	5	Oklahoma State (Fiesta Bowl)	L, 35-37

**2022 (9-4)**

Date	Rk.	Opponent	Result
9/3/22	5	at No. 2 Ohio State	L, 10-21
9/10/22	8	Marshall	L, 21-26
9/17/22		California	W, 24-17
9/24/22		at North Carolina	W, 45-32
10/8/22		No. 16 BYU	W, 28-20
10/15/22		Stanford	L, 14-16
10/22/22		UNLV	W, 44-21
10/29/22		at No. 16 Syracuse	W, 41-24
11/5/22		No. 5 Clemson	W, 35-14
11/12/22	20	Navy (Neutral site)	W, 35-32
11/19/22	18	Boston College	W, 44-0
11/26/22	13	at No. 5 Southern Cal	L, 27-38
12/30/22	19	No. 20 South Carolina (Gator Bowl)	W, 45-38

**2023 (10-3)**

Date	Rk.	Opponent	Result
8/26/23	13	Navy (Neutral site - Dublin)	W, 42-3
9/2/23	13	Tennessee State	W, 56-3
9/9/23	10	at NC State	W, 45-24
9/16/23	9	Central Michigan	W, 41-17
9/23/23	9	No. 6 Ohio State	L, 14-17
9/30/23	11	at No. 17 Duke	W, 21-14
10/7/23	10	at No. 25 Louisville	L, 20-33
10/14/23	21	No. 10 Southern Cal	W, 48-20
10/28/23	14	Pittsburgh	W, 58-7
11/4/23	15	at Clemson	L, 23-31
11/18/23	19	Wake Forest	W, 45-7
11/25/23	18	at Stanford	W, 56-23
12/29/23	16	No. 19 Oregon State (Sun Bowl)	W, 40-8

**2024 (9-1)**

Date	Rk.	Opponent	Result
8/31/24	7	at No. 20 Texas A&M	W, 23-13
9/7/24	5	Northern Illinois	L, 14-16
9/14/24	18	at Purdue	W, 66-7
9/21/24	17	Miami (OH)	W, 28-3
9/28/24	16	No. 15 Louisville	W, 31-24
10/12/24	11	Stanford	W, 49-7
10/19/24	12	at Georgia Tech	W, 31-13
10/26/24	12	at No. 24 Navy	W, 51-14
11/9/24	10	Florida State	W, 52-3
11/16/24	8	Virginia	W, 35-14

Broyles Award Finalist along with a nominee for the Broyles Award in 2019 and 2018.

- In 2020, the Bearcats (9-1) earned a bid to the Peach Bowl as the No. 8-ranked team in the nation and won the American Athletic Conference Championship, the program's first outright league title since 2009.
- Cincinnati's defense ranked in the Top-20 nationally in several categories for 2020-21, including being ranked 13th in total defense (324.6 yards per game) and eighth in scoring defense (16.8 points per game) among all FBS teams. In addition, the Bearcats were third in team passing efficiency defense (101.25), 14th in rushing defense (111.1 yards per game), 15th in red zone defense (0.735), 17th in fourth down defense (0.375 rate), 16th in team sacks (3.00 per game) and 10th in turnovers gained (21).
- Freeman coached the Bearcats to back-to-back 11-win seasons in 2018 and 2019, the 2019 American Athletic Conference East Division Championship and consecutive bowl-game wins in the 2018 Military Bowl and 2019 TicketSmarter Birmingham Bowl.
- The Bearcats finished atop the 2019 AAC ranks in scoring defense for the second-straight season and ranked among the league's top three in rushing and total defense. Cincinnati led the American in 2018 in rushing defense, scoring defense and total defense and ranked among the Top-15 in the NCAA FBS in all three categories.
- Joined the Bearcats staff after a four-year stint at Purdue. He coached linebackers all four seasons and served as the Boilermakers co-defensive coordinator in 2015.
- Prior to his time at Purdue, Freeman coached linebackers at Kent State from 2011-12, helping develop all-conference selections Luke Batton and C.J. Malaulu.
- Freeman started his coaching career as a graduate assistant coach at his alma mater, Ohio State, in 2010 and the Buckeyes went 12-1 with a Sugar Bowl victory.
- Freeman is just the third Notre Dame head coach to have been selected in the NFL Draft, and is the first since Ara Parseghian was drafted by the Pittsburgh Steelers in 1947. He is the 23rd Notre Dame head coach to have Division I playing experience and the first since Tyrone Willingham.
- During his playing career, Freeman was a four-year letterwinner for the Buckeyes from 2004 to 2008. He played under current Wisconsin head coach Luke Fickell and earned second team All-Big Ten honors in 2008 while helping lead Ohio State to four conference titles, three BCS bowls and two trips to the national title game during his career.
- He played in the 2009 Senior Bowl and was a fifth-round draft pick of the Chicago Bears, spending time with the Bears, Buffalo Bills and Houston Texans before a medical condition ended his playing career.

**MARCUS FREEMAN EARLY SEASONS**

Marcus Freeman became the third Notre Dame head football coach to post a 10-win season in his first two years with the program after the Sun Bowl victory over Oregon State. Here is a look at where Freeman stands after his first two full seasons at Notre Dame, compared to those that came before him as head coach of the Fighting Irish:


**NOTRE DAME HEAD COACHES - FIRST TWO SEASONS**

Coach	W	L	T	%	Pts	Opp Pts	Rkd. Wins
<b>Marcus Freeman</b>	<b>19</b>	<b>7</b>	<b>0</b>	<b>.731</b>	<b>922</b>	<b>506</b>	<b>7</b>
Charlie Weis	19	6	0	.760	843	604	4
Terry Brennan	17	3	0	.850	471	227	6
Dan Devine	17	6	0	.739	538	302	3
Ara Parseghian	16	3	1	.800	557	150	1
Bob Davie	16	9	0	.640	619	523	3
Brian Kelly	16	10	0	.615	721	532	2
Frank Leahy	15	2	3	.750	373	163	5
Tyrone Willingham	15	10	0	.600	533	532	4
Jesse Harper	13	2	0	.867	554	102	n/a
Hunk Anderson	13	4	1	.722	470	71	n/a
Elmer Layden	13	4	1	.722	251	118	n/a
Lou Holtz	13	10	0	.565	638	437	4
Knute Rockne	12	1	2	.800	362	86	n/a
Gerry Faust	11	10	1	.500	438	334	3
Joe Kuharich	7	13	0	.350	261	368	2

**NOTRE DAME HEAD COACHES - RANKED WINS IN FIRST THREE SEASONS**

The victory over Navy was the tenth ranked win of the Marcus Freeman era at Notre Dame. Only Frank Leahy has had as many ranked victories in his first three years on the Irish sidelines.

Coach	W	L	T	%	Pts	Opp Pts	Rkd Wins
<b>Marcus Freeman</b>	<b>28</b>	<b>8</b>	<b>0</b>	<b>.778</b>	<b>1303</b>	<b>620</b>	<b>10</b>
Frank Leahy	24	3	3	.850	713	232	10
Lou Holtz	25	10	0	.714	1031	593	8
Dan Devine	28	7	0	.800	958	441	7
Brian Kelly	28	11	0	.718	1056	698	6
Tyrone Willingham	21	16	0	.568	822	821	6
Terry Brennan	19	11	0	.633	601	516	6
Gerry Faust	18	15	1	.544	754	511	5
Ara Parseghian	25	3	2	.867	919	188	4
Charlie Weis	22	15	0	.595	1040	947	4
Bob Davie	21	16	0	.568	967	854	4
Joe Kuharich	12	18	0	.400	436	550	3
Elmer Layden	19	6	2	.741	379	187	1



**AL GOLDEN**

Bob Hinton Defensive Coordinator  
32nd Year Overall, Third Year At Notre Dame

- Irish finished 2023 as one of the top units in the country, ranking first in pass efficiency defense (94.91), second in red zone defense (.706), fourth in pass yards allowed (154.2) and eighth in total defense (282.9).
- A three-year letter winner and two-year starter at tight end at Penn State.
- Prior to his time at Notre Dame, he spent two seasons as the linebackers coach with the Cincinnati Bengals. Has been a head coach at the collegiate level (Temple, 2006-10; Miami FL, 2011-15).



**MIKE DENBROCK**

John and Bobbie Arlotta Offensive Coordinator/  
Tight Ends  
36th Year Overall, First/11th Year At Notre Dame

- Coordinated the top-ranked total offense in the nation in 2023 (547.8), also leading the nation in scoring offense (46.4), yards per play (8.53), third down conversions (55.67%) and fewest punts (21).
- 2023 Broyles Award Finalist, coached 2023 Heisman Trophy Winner Jayden Daniels
- Third stint for Denbrock at Notre Dame (offensive tackles/tight ends coach - 2002-04; tight ends/wide receivers/passing game coordinator/offensive coordinator/associate head coach - 2010-16)



**MARTY BIAGI** (Bee-ah-Gee)

Special Teams Coordinator/Assistant Defensive  
Backs Coach  
17th Year Overall, Second At Notre Dame

- An analyst at Notre Dame in 2016, returned as the special teams coordinator, adding asst. DB coach to title in 2024, after successful stints at North Texas (2017-19), Purdue (2020-21) and Ole Miss (2022).
- A two-time finalist for the FootballScoop.com Special Teams Coordinator of the Year, Biagi boasts ten years of special teams coordinator experience.
- A punter and placekicker at Marshall (2004-08).



**DELAND MCCULLOUGH** (Mc-cull-la)

Running Backs  
14th Year Overall, Third At Notre Dame

- Since becoming a running backs coach in 2011, McCullough has helped develop running backs who have accumulated over 1,000 yards of offense 15 times, including Audric Estimé in 2023 to help him post one of the best rushing seasons in program history (1,341 yards)
- McCullough was a three-time All-MAC selection (1st team in 1992 and 1995, 2nd team in 1994) at Miami (Ohio).
- Won Super Bowl LIV as a member of the Kansas City Chiefs staff.



**MIKE BROWN**

Wide Receivers Coach  
Sixth Year Overall, First At Notre Dame

- Joined the Notre Dame coaching staff in December of 2023 and coached the Irish wide receivers in the 40-8 Sun Bowl victory over No. 21 Oregon State.
- Was the associate head coach and wide receivers coach at the University of Wisconsin in 2023
- A two-time All-American as a wide receiver at Liberty, Brown spent three seasons in the NFL after signing a free-agent contract with the Jacksonville Jaguars.



**MAX BULLOUGH**

Linebackers Coach  
First Year Overall, First At Notre Dame

- As a graduate assistant working with the Notre Dame linebackers in 2023, helped the Irish starting linebacking corps total 182 tackles, led by team-lead JD Bertrand with 76 stops.
- Also spent time as a graduate assistant at Alabama (2020-22) and Cincinnati (2019)
- Played college football at Michigan State (2010-13), also playing for the Houston Texans (2014-16) and the Cleveland Browns (2018)



**GINO GUIDUGLI** (Guh-Doo-Lee)

Bob and Leslie Mohr Family Quarterbacks Coach/  
Pass Game Coordinator  
14th Year Overall, Second At Notre Dame


- In 2023, helped guide Irish QBs to throw 31 TD passes, the fourth-most in program history. The 9.13 yards-per-passing attempt was the third-best in the history of the program behind 1964 (9.5) and 1949 (9.3).
- Served as the offensive coordinator and quarterbacks coach at Cincinnati in 2022, his alma mater where he passed for 70 touchdowns and is a charter member of the Nippert Stadium Hall of Fame.
- Started his coaching career at Central Michigan before shifting to his alma mater where he coached on the same staff with current Irish head coach Marcus Freeman.



**MIKE MICKENS**

Pat and Jana Eilers Defensive Backs Coach/  
Defensive Pass Game Coordinator  
14th Year Overall, Fifth At Notre Dame

- Finished his fourth season with the Irish in 2023, while adding defensive passing game coordinator duties to his resume; Notre Dame was the top pass efficiency unit in the country (94.91) and fourth in pass yards allowed per game (154.2).
- Starred at the University of Cincinnati where he became the school's career leader in interceptions (14) and interception return yards (296).



**JOE RUDOLPH**

Joe Moore Offensive Line Coach  
20th Year Overall, Second At Notre Dame

- In 2023, oversaw a group that was named as semifinalists for the Joe Moore Award.
- A proven developer of top offensive line talent, Rudolph joined the staff after spending the '22 season at Virginia Tech, which followed a successful seven-year run at Wisconsin.
- Rudolph's charges at Wisconsin earned a Rimington Award, nine All-America selections, five first-team All-America honors and nine first-team All-Big Ten accolades.



**AL WASHINGTON**

Peter Schivarelli Defensive Line Coach/  
Defensive Run Game Coordinator  
17th Year Overall, Third At Notre Dame

- In his second season at Notre Dame, his unit played a key role in the Irish ranking first in the country in pass efficiency defense (94.91), second in red zone defense (.706) and fourth in pass yards allowed (154.2)
- Mentored Howard Cross III to become one of the best interior linemen in the country in 2023 as a semifinalist for the Bednarik Award and earning 66 tackles, second among all Power 5 front-four linemen
- Washington was a three-year starter and four-year letterwinner as a defensive tackle for Boston College (2002-05). He finished his career with 74 tackles, six sacks and 15.5 tackles for loss.

# STATE OF THE PROGRAM

## 2024 CAPTAINS

- Five Irish student-athletes were selected as captains for the 2024 season: linebacker **Jack Kiser**, quarterback **Riley Leonard**, defensive lineman **Rylie Mills**, cornerback **Benjamin Morrison** and safety **Xavier Watts**. All are first-time captains at Notre Dame, while Leonard was a 2023 Team Captain at Duke.

## TRANSFERS

Notre Dame welcomes 13 transfers for the 2024 season:

- Graduate safety **Jordan Clark** (Arizona State)
- Graduate safety **Rod Heard II** (Northwestern)
- Graduate wide receiver **Jayden Harrison** (Marshall)
- Senior wide receiver **Beaux Collins** (Clemson)
- Graduate defensive lineman **RJ Oben** (Duke)
- Graduate wide receiver **Kris Mitchell** (FIU)
- Senior quarterback **Riley Leonard** (Duke)
- Senior punter **James Rendell** (Royal Melbourne Institute of Technology)
- Senior running back **Jake Tafelski** (Central Michigan)
- Graduate cornerback **Max Hurleman** (Colgate)
- Senior punter **William Bartel** (Villanova)
- Senior defensive lineman **Quentin Autry** (Columbia)
- Graduate kicker **Mitch Jeter** (South Carolina)

Tyler Buchner also rejoins the Irish roster as a wide receiver after a season at Alabama. The graduate student is a junior in athletic eligibility.

## STAFF CHANGES

- The Notre Dame roster and coaching staff, as all college football rosters this time of year, has gone through a number of changes since the final victory of the regular season over Stanford and the Sun Bowl victory over Oregon State.
- Offensive coordinator and tight ends coach Gerad Parker was named the head coach at Troy University. Mike Denbrock, most recently the offensive coordinator at LSU, returns to Notre Dame for his third coaching stint, this time as the John and Bobbie Arlotta Family Offensive Coordinator and tight ends coach.
- Mike Brown, most recently the wide receivers coach at Wisconsin, became the Irish wide receivers coach in December and coached the group in the 2023 Sun Bowl victory.
- Loren Landow, who was the Denver Broncos head strength and conditioning coach from 2018-23, joined the program in January of 2024 as the Trematerra Family Director of Football Performance. Fred Hale, who will remain on the Irish strength and conditioning staff, served as the interim football strength and conditioning director during the 2023 season.

## NOTRE DAME LEADERSHIP

- The University of Notre Dame and Notre Dame Athletics both enter the 2024-25 school year under new leadership. Rev. John Jenkins, C.S.C. announced that he would step down from his post as University President at the end of the 2023-24 school year.
- Earlier in 2023, Jack Swarbrick announced that he would also step down from his post as James E. Rohr Director of Athletics in early 2024.
- Rev. Robert Dowd, C.S.C., has assumed the role of university president and was inaugurated on September 13, 2024. Pete Bevacqua succeeded Swarbrick, taking on the director of athletics role in March of 2024. All four men graduated from Notre Dame.

## RANKED MATCHUPS

- Notre Dame is one of seven teams with three AP Top 25 wins so far this season (joins No. 3 Texas, No. 7 Alabama, No. 8 Georgia, No. 10 Tennessee, No. 19 South Carolina and No. 24 Illinois).
- Notre Dame owns the best record vs. ranked opponents this season in FBS, going 3-0. Every other team which has posted three ranked wins has also lost to a ranked team.
- Head coach Marcus Freeman has earned 10 wins over teams ranked in the Associated Press Top 25 over his three seasons at Notre Dame, tied for the most of any Notre Dame coach in his first three seasons (Frank Leahy - 10).

## NEWCOMERS

- Notre Dame has seen ten players make their first-career starts in 2024, and an additional six players make their first starts in an Irish uniform in 2024:
- First-time starters include: OL Anthonie Knapp, OL Aamil Wagner, OL Sam Pendleton, LB Drayk Bowen, S Adon Shuler, CB Christian Gray, CB Leonard Moore, LB Jaiden Ausberry, DL Boubacar Traore and DL Donovan Hinish.
- Those making their first starts in an Irish uniform include: WR Beaux Collins, QB Riley Leonard, WR Kris Mitchell, WR Jayden Harrison, DL RJ Oben and S Jordan Clark.

## SOLD OUT AT HOME

- For the second-consecutive season, Notre Dame sold out each of its six home games, compiling a 12-game sellout streak at Notre Dame Stadium (began the first home game of 2023).
- The Irish closed the regular season home stand with the Senior Day game, a 35-14 win over Virginia, the 12th-straight sellout at Notre Dame Stadium.

## GAMES PLAYED RECORD

- Jack Kiser broke the career games played record at Notre Dame and is now up to 64 career games played in an Irish uniform. In 2022, fifth-year safety Houston Griffith previously set the mark for career games played at Notre Dame with 62.
- This season, defensive linemen Howard Cross III (61) and Rylie Mills (58) are also near the top of the leaderboard in career games played.
- The 2023 season saw senior safety DJ Brown approach the record, ending his career with 59 games played in the Sun Bowl victory over Oregon State.
- Devyn Ford, who played at Penn State from 2019-22, has appeared in 51 career games (18 at Notre Dame).
- Several of the 2024 offseason transfer student-athletes to Notre Dame racked up 40 or more games played prior to joining the Irish, including:
  - RJ Oben** - 50 games (Duke) - now 60
  - Jayden Harrison** - 47 games (Vanderbilt/Marshall) - now 57
  - Rod Heard II** - 47 games (Northwestern) - now 57
  - Mitch Jeter** - 46 games (South Carolina) - now 54
  - Jordan Clark** - 40 games (Arizona State) - now 50

## NOTRE DAME CAREER GAMES PLAYED

1.	64	<b>Jack Kiser</b>	<b>2019-current</b>
2.	62	Houston Griffith	2018-22
3.	61	<b>Howard Cross III</b>	<b>2019-current</b>
	61	Josh Lugg	2018-22
	61	Kurt Hinish	2017-21
6.	59	DJ Brown	2019-2023
7.	58	<b>Rylie Mills</b>	<b>2020-current</b>
8.	56	Bo Bauer	2018-23
9.	55	Jayson Ademilola	2018-23
	55	Jonathan Doerer	2017-21
	55	TaRiq Bracy	2018-23
12.	53	Michael Vinson	2019-2023
13.	52	Daelin Hayes	2016-20
	52	Romeo Okwara	2012-15
	52	Drue Tranquill	2014-18
16.	51	Chris Brown	2012-15
	51	Matthias Farley	2011-15
	51	T.J. Jones	2010-13
19.	50	<b>Jordan Botelho</b>	<b>2020-current</b>
	50	JD Bertrand	2019-2023
	50	Clarence Lewis	2020-2023
	50	Ben Koyack	2011-14
	50	Myron Tagovailoa-Amosa	2017-21
	50	Justin Ademilola	2018-23
25.	49	Jarrett Patterson	2018-23

# 2024 STORY OF THE SEASON

## STORY OF THE SEASON

### SEASON OPENER DEEP IN THE HEART OF TEXAS

- The Irish opened the season in style with a 23-13 win at No. 20 Texas A&M. The defensive battle saw Notre Dame take a seven-point lead in the third quarter on a long run from RB Jadarian Price, but the home team fought back to tie the game early in the fourth quarter. The Irish then found their offense with two first down passes, then two first-down runs to melt the clock down into the game's final minutes. RB Jeremiyah Love then burst through the right side for a 21-yard game-winning touchdown run.
- The Irish locked down the Aggie offense, allowing just 100 passing yards in the entire game. Notre Dame's 100 passing yards allowed were the least allowed by any team facing a Top-25 opponent that weekend.
- Texas A&M totaled just 246 yards of total offense, averaging 3.6 yards per play. The 246 yards allowed were the least amount allowed by the Irish to a ranked SEC team since 1999 vs. Oklahoma (237), and it was the least amount to any ranked team on the road by Notre Dame since Pittsburgh in 2003 (175). The 246 yards allowed was the second-least among all teams who faced a Top 25 opponent this weekend.
- Riley Leonard and the Irish totaled 356 yards of total offense, averaging 5.6 yards per play. Notre Dame's 356 yards of offense were the second-most that weekend among teams that faced a top-20 opponent. Notre Dame was 1-1 in the red zone, and won the time of possession battle with 31:35 minutes with the ball.
- The game marked several firsts for the Irish, with:
  - First-career starts for freshman OL Anthonie Knapp, freshman OL Sam Pendleton, sophomore OL Aamil Wagner, sophomore LB Drayk Bowen, sophomore S Adon Shuler and sophomore CB Christian Gray.
  - First starts in an Irish uniform for senior QB Riley Leonard, senior WR Beaux Collins, graduate WR Jayden Harrison, graduate DE RJ Oben and graduate S Jordan Clark
  - First game in an Irish uniform for senior QB Riley Leonard, senior WR Beaux Collins, graduate WR Jayden Harrison, graduate DE RJ Oben, graduate S Jordan Clark, graduate WR Kris Mitchell, graduate kicker Mitch Jeter, graduate S Rod Heard II and senior CB Max Hurlleman.
  - In addition to Knapp and Pendleton, college football debuts by freshman DL Loghan Thomas, freshman CB Leonard Moore, senior P James Rendell, senior K Chris Salerno, freshman LB Kyngstonn Viliamu-Asa and freshman DL Bryce Young.

- The 23-13 win at No. 20 Texas A&M was the most-watched Saturday night football game in two years with 8.2 million viewers (the most since Notre Dame vs. Ohio State in 2022 with 10.5 million), and ABC's most-streamed regular season college football game ever.

### HOME OPENER VS. NIU

- Notre Dame fell to Northern Illinois 16-14 at Notre Dame Stadium in Week Two. It was the seventh-consecutive sellout of Notre Dame stadium. Notre Dame is now 110-95-2 all-time in home openers.
- Linebacker Kyngstonn Viliamu-Asa posted a career-high seven tackles, and linebacker Jaiden Ausberry posted a career-high five tackles. On the other side of the ball, wide receiver Jaden Greathouse snagged five receptions, a career high. Running back Anevas Williams made his college football debut in the game.

### DOMINANT IN THE BATTLE FOR THE SHILLELAGH

- The Irish responded in historic fashion one week later with a 66-7 hammering at in-state rival Purdue. Notre Dame retained the Shillelagh Trophy on the heels of Notre Dame's most points scored in a single game since 2019 (also 66 vs. New Mexico).
- The 66-7 victory marked the worst loss (59 points) in the history of Purdue football. Notre Dame improved to 60-26-2 against Purdue.
- Notre Dame improved to 50-1 since 2017 when leading after the first quarter, the second-best mark of any FBS team behind Alabama (67-1).
- Four different Irish players rushed for a touchdown at Purdue (Riley Leonard, Jeremiyah Love, Jadarian Price, Kenny Minchey), marking the first time for the program since 2000 at Southern Cal. The six rushing touchdowns for the Irish in the game were the most since the Irish had six against South Florida in 2020.
- The 42-0 lead at halftime for Notre Dame was the team's second-highest lead at the break since 1996. The Irish held a 45-0 lead against Georgia Tech in 2021, leading to a 55-0 victory. Additionally, the 28-point second quarter for the Irish were the most in a single road game for Notre Dame since the 28 points the team scored at Pittsburgh (second quarter) in 2005.
- Notre Dame led 14-0 at the end of the first quarter, marking the 12th time in 30 games under Marcus Freeman the Irish have shut out their opponent after the first 15 minutes.
- Notre Dame rushed for 278 yards in the first half, marking the ninth game since 200 with 200+ rushing yards in the first half; the most in any half since the team rushed for 297 in the second half against Boston College; and the most in the first half since 2012, surpassing the 258 against Wake Forest in 2017

- Riley Leonard rushed for 100 yards, three touchdowns and passed for 112 yards in the first half, becoming the first FBS player to reach those three first-half milestones since Lamar Jackson at Syracuse on September 9, 2016.
- Several players made their Notre Dame debuts: CJ Carr, Micah Gilbert, Eric Goins, Karson Hobbs, Matt Jeffery, Peter Jones, Guerby Lambert, Armel Mukam (two tackles), Joe Otting, Tre Reader, Teddy Rezac, Loghan Thomas (one tackle), Chris Terek, Kennedy Urlacher (three tackles and PBU), Kedren Young (also first rushes of career for 25 yards).

### STIFLING THE REDHAWKS

- The Irish continued their scoring success with a 28-3 win over Miami at home. After the RedHawks got to a 3-0 lead, Notre Dame scored 28 unanswered points.
- Leonard completed 16 passes for 154 yards and a touchdown (38-yard long score), in addition to 143 rushing yards and two rushing touchdowns, including a 50-yard long scoring run. Notre Dame racked up 428 yards of total offense against the RedHawks, as Leonard completed passes to nine different Irish receivers, including a 38-yard long to Beaux Collins for a touchdown.
- Notre Dame was one of just five FBS teams to hold their opponent to three points or fewer over that weekend, and of those five teams, one of only two (Texas) to also had held their opponent to seven or fewer points in the previous game.
- On the day, Notre Dame totaled four sacks as a team and forced two interceptions, limiting Miami to go 14-for-26 in the air, totaling just 119 passing yards. Notre Dame held Miami OH to 2-12 on third down, following up on their 1-12 third-down performance against Purdue the previous weekend.
- Notre Dame players totaled several firsts, including:
  - DL Boubacar Traore with his first-career start. He totaled a career-best two sacks, a quarterback hurry and a forced fumble.
  - DL Junior Tuihalamaka with his first-career interception
  - First starts of 2024: TE Eli Raridon (fourth career), C Pat Coogan (first of career at center, 14th total in career), G Rocco Spindler (first of 2024, 11th of career)
  - LB Drayk Bowen: first-career sack
  - DL Bryce Young: first-career blocked field goal

**WON THE RANKED MATCHUP**

- The No. 16 Irish bested No. 15 Louisville 31-24 at home. The Irish earned the ninth ranked victory in the Marcus Freeman era by taking an early 21-7 lead, forcing three turnovers and holding off a late charge from the Cardinals.
- Notre Dame's opening drive touchdown, a six-yard Jeremiah Love run, broke Louisville's streak of 21 consecutive games without giving up an opponent touchdown on their first drive of the game.
- The victory over Louisville is the ninth-ranked win of the Marcus Freeman era at Notre Dame. Only Frank Leahy (10 such wins) earned more ranked victories in his first three years on the Irish sidelines.
- Freshman cornerback Leonard Moore, making his first career start, led the team with seven tackles.
- In addition to Moore's first-career start, he posted his first-career forced fumble. Fellow freshman Kyngstonn Viliamu-Asa notched the first sack of his career in the matchup.

**CHOPPED**

- The No. 11 Irish scored 49 unanswered points for the 49-7 win over Stanford. An hour-long weather delay paused the game at the end of the third quarter with a 42-7 lead for the Irish.
- Senior quarterback Riley Leonard went 16-for-22 for 229 yards and three touchdowns, rushing for 31 yards and an additional touchdown. Leonard completed passes to 11 different receivers.
- The Irish defense was dominant, leading all Power 4 teams on the weekend in fewest passing yards allowed (87) and total offensive yards allowed (200), and ranked second among all FBS teams for both of those single game totals that weekend.
- They were the only FBS program that weekend to hold an opposing offense to 87 or fewer passing yards and also 200 or fewer offensive yards in the same game.

**SHAMROCK WITH IT**

- Notre Dame limited Georgia Tech to just 64 rushing yards, their lowest total of the season; the Yellow Jackets entered the game averaging 204.4 rushing yards per game. Notre Dame accounted for 31 lost yards for Georgia Tech; even without the lost yardage, Georgia Tech would still have had their lowest rushing day of the season.
- Senior quarterback Riley Leonard led the Irish to a 31-13 win at Georgia Tech as the Irish scored 31-straight points. Leonard went 20-of-29 for 203 yards, rushing 10 times for 51 yards and two touchdowns.
- The Irish put together an impressive stretch to take control of the second and third quarters, putting the game away. Beginning in the second quarter, Leonard completed 12-consecutive passes, which stretched through three-consecutive touchdown drives to take a 21-7 lead after a 0-7 deficit.

# HISTORICAL NUMBERS IN 2023

The Notre Dame defense and offense compiled statistics in 2023 that ranked among the best in the 135 seasons of Fighting Irish football.

**2023 OFFENSIVE NUMBERS**

Stat Category	Stat	Rank	Notes
Total Yards	5619	6th	
Total TDs	66	1st	breaks 2019 record of 61
Points/Game	39.15	2nd	48.6 in 1912 is the record
Points	509	1st	breaks 2019 record of 478
Yards Per Play	7.0	2nd	stats available since 1967
Red Zone TD %	72.2	3rd	
Red Zone Con.	87.04	7th	stats available since 1999
Completion %	64.7	6th	stats available since 1999
Rush Yds/Att	5.300	7th	since 1950
Passing TDs	31	4th	7th season of 30 or more
Passing Yards	3205	12th	
Pass Yards/Att.	9.1	3rd	only 3rd season over 9.0
Pass Yards/Game	246.5	14th	
Passing First Downs	141	10th	
Third-Down Con.	44.83	18th	
Opponent Sacks	16	t-6th	

**2023 DEFENSIVE NUMBERS**

Stat Category	Stat	Rank	Notes
Sacks	31	t-12	
Passing Yards/Att.	5.50	17th	best since 1980
Passing Yards/Comp.	10.49	7th	
Passing Yards/Game	15.73	40th	best since 1996 (150.5)
Completion %	52.42	45th	best since 2007 (52.62)
Passing TDs	8	t-14th	best since 1997 (5)
Total Yards	3592	46th	best since 2002 (3900)
Total Yards/Game	276.31	32nd	best since 1996 (270.0)
4th Down Con.	42.0	12th	best since 2013 (32.0)
Total Touchdowns	23	t-24th	best since 2012 (16)
Red Zone Conversion	71.0	t-2nd	68.0 is the record in 2012
Red Zone TD Percentage	41.0	4th	

**2023 SPECIAL TEAM/MISCELLANEOUS NUMBERS**

Stat Category	Stat	Rank	Notes
Kick Return Average	26.3	3rd	highest since 2000 (24.9)
Fumbles Lost	8	t-18th	breaks 2019 record of 61
PATs	64	1st	breaks 2019 record of 61

Stat Category	Stat	Rank	Notes
3rd Quarter Points Scored	147	1st	breaks 2017 record of 107
4th Quarter Points Scored	135	1st	breaks 2021 record of 134
2nd Quarter Points Scored	144	6th	

- Notre Dame dominated time of possession in the matchup, owning for 35:45 minutes. The Irish offense responded after an early Georgia Tech score, posting 31:12 minutes of possession from the second through the fourth quarter.
- The Irish posted two sacks on the day; Georgia Tech entered the game having only given up one total sack all season.
- With two interceptions in the game (one by Xavier Watts and one, returned for a touchdown, by Adon Shuler), Notre Dame posted its third multiple-interception game of the season.
- Notre Dame's special teams made a statement, executing a fake punt for a first down, blocking a Georgia Tech field goal, faking a field goal, and notching a 16-yard tackle for loss on a muffed snap on a Georgia Tech field goal.

# 2024 STORY OF THE SEASON

## SET SAIL

- The Irish earned their third ranked win of the season with a 51-14 dominant performance over No. 24/24 Navy at MetLife Stadium.
- Marcus Freeman earned his 10th victory over an AP-ranked team, matching Frank Leahy's school-record for ranked wins in a Irish head coach's first three seasons.
- Navy entered the game having scored on all 24 entries into the red zone (23 touchdowns, one field goal). Notre Dame's stop of the Midshipmen in the red zone in the second quarter marked the first red zone entry without points for Navy all season (missed 40-yard field goal). The Irish also stopped Navy in the red zone early in the fourth quarter on an interception by Leonard Moore.
- Quarterback Riley Leonard and running back Jeremiah Love both notched rushing touchdowns, extending their streaks of consecutive games with a rushing touchdown (Leonard with seven, Love with eight).'
- Love's streak is tied for the fifth-best streak in Notre Dame history with Brandon Wimbrush (2017), Kyren Williams (2021) and Jonas Gray (2011). Next on the list is Vegas Ferguson with nine straight in 1979.
- Anthonie Knapp's eighth straight start as a true freshman on the offensive line matches Ryan Harris (2003) for the second-most for a first-year player at Notre Dame. Sam Young started all 13 games in 2006 as a true freshman.
- Adon Shuler's fumble recovery on Navy's first drive marked the Midshipmen's first lost fumble of the year and first team turnover since the season opener against Bucknell.
- The Irish wreaked havoc on a Navy team that entered the game ranked second in FBS in turnover margin (+2), recovering five Navy fumbles and snagging an interception. Four of Notre Dame's turnovers gained resulted in touchdown drives.
- There were five matchups across college football that weekend in which both teams were ranked. Notre Dame owned the largest margin of victory in those games, with a 37-point difference.

## UNDER THE LIGHTS

- Notre Dame's 52-3 victory over Florida State marked the largest margin of victory by any FBS team that weekend, let alone a victory over a Power 4 team. It was the largest margin of defeat Florida State has suffered this season. Notre Dame's 52 points were the most scored on a Power 4 opponent that weekend, and tied for the most in all FBS matchups (Tulane 52-6 over Temple).

- The Irish did not turn the ball over in the matchup with Florida State, marking the second-consecutive week in which the Irish did not turn the ball over.
- The Irish defense posted eight sacks, including three from DL Rylie Mills. Mills was the only Power 4 player that weekend to post three sacks, and one of just three FBS players to do so that weekend. He was the only to do so against a Power 4 opponent. Notre Dame's eight sacks in total were the most by any FBS team that weekend.
- Notre Dame held Florida State to 208 total yards, marking the fifth Irish opponent who has been unable to compile 250 total yards this season (Texas A&M 246, Purdue 162, Miami OH 229, Stanford 200). The last time the Irish held five opponents under 250 total yards was 1988.

## SENIOR DAY

- The Irish continued the tradition of senior day dominance with a 35-14 win over Virginia.
- The offense totaled 448 yards of total offense and dominated the time of possession battle, controlling the ball for 34:36 minutes of play.
- Sophomore running back Jeremiah Love put together a monster performance in the 35-14 win over Virginia, posting 16 carries for 137 yards and two touchdowns, including a 76-yard breakaway run for a score. The 137 total yards, and the 76-yard long, were both career-highs for Love.
- Graduate captain and safety Xavier Watts shone in a dominant performance, in which he posted his 11th-career interception - his fourth of the season - recovered a fumble, notched a pass breakup and added three tackles on the day.
- Watts posted two third-down stops in the first quarter, one with a tackle on a quarterback rush, and one on a pass breakup as he baited the quarterback into throwing a pass his way, and batting it down to force a Virginia punt.
- Both of his forced turnovers came in a monster second quarter for the Irish. His fumble recovery led to a Notre Dame touchdown drive when the Irish went up 14-0. His interception came on Virginia's final drive of the half, as he snagged a pass on third down to give the Irish possession to end the half.
- The Irish held Virginia scoreless until midway through the third quarter, and Virginia scored the second touchdown with just 18 seconds remaining in the game. Notre Dame has allowed multiple touchdowns in just four games this season, and two of those games saw the second touchdown scored late in the fourth quarter, once the game was put away for the Irish.

- Senior punter James Rendell posted the most productive game of his career in the 35-14 win over Virginia, punting five times for an average of 47.6 yards per punt, with a 64-yard long. He dropped four of five punts within the 20-yard line.
- Sophomore defensive lineman Donovan Hinish made his first-career start.

# THE DEFENSE

## YEAR THREE OF A GOLDEN DEFENSE

- Notre Dame enters the season with the same defensive coordinator for the third-consecutive year, something that has not occurred for the Irish since the 2020 season.
- Clark Lea left after the 2020 season to be the head coach at Vanderbilt. He was replaced by Marcus Freeman who was promoted to head coach at the conclusion of the '21 regular season.
- In 2022, Al Golden began as the head of the Irish defense and has developed his group into one of the top defenses in the nation.
- Notre Dame's defense is dominant and ranks among the top in the country in nearly every defensive stat category, including: first in passing efficiency defense (88.89), first in turnovers gained (25), second in passing yards allowed (150.9), second in defensive touchdowns (4), third in scoring defense (11.4), fourth in red zone defense (0.682), fifth in fumbles recovered (10), fifth in first downs defense (153), sixth in total defense (277.1), sixth in third down defense (0.289) and seventh in passes intercepted (15).
- Since 1996, Notre Dame has held opponents to 100 yards or less passing 46 times (including 100 at Texas A&M, 87 vs. Stanford, 88 at Navy and 88 vs. Florida State in 2024), and seven of those games are under Al Golden (43 vs. Navy in 2023, 67 vs. Tenn St. in 2023, 98 vs. Wake Forest in 2023, 100 at Texas A&M in 2024, 87 vs. Stanford in 2024, 88 at Navy in 2024 and 88 vs. Florida State in 2024). Of those 46 games, only 19 have occurred over the last 20 years, and seven of those are from Golden defense.
- The Irish have allowed two touchdowns on just four occasions this season (three games with two TDs allowed, one with three). In two of those two-TD games, the second touchdown was scored late in the fourth quarter, once the game was already put away for the Irish.
- No team has scored more than 24 points on the Irish. Notre Dame is the only Top 10 team to have not allowed an opponent to score more than 24 points once this season.

# THE DEFENSE

- Notre Dame is on a five-game run of opponents scoring 14 points or fewer: 35-14 vs. Virginia, 52-3 vs. Florida State, 51-14 at No. 24 Navy, 31-13 at Georgia Tech and 49-7 vs. Stanford. It is the best run since 2012 (six games): 30-13 at Oklahoma, 17-14 vs. BYU, 20-13 vs. Stanford, 41-3 vs. Miami, 13-6 vs. Michigan, 20-3 at Michigan State.
- This season, the Irish have held nine opponents to 16 or fewer points, and no opponent has scored 30 points yet. That is the best since 2012 when Notre Dame held 10 opponents under 16 points and just one opponent (Alabama in championship game) reached 30 points.
- Notre Dame held Miami and Purdue to 3-24 on third down (Miami 2-12, Purdue 1-12), the best back-to-back two-game total since 2021 (Cincinnati 2-12, Wisconsin 1-14). Those are the two best back-to-back two-game stretches since data is available starting in 1996.
- Notre Dame has held five opponents this season to fewer than 250 yards of offense: Texas A&M (246), Purdue (162), Miami OH (229), Stanford (200) and Florida State (208). The last time the Irish held five opponents under 250 total yards was 1988.

## GOLDEN NEAR TOP OF NOTRE DAME DEFENSIVE COORDINATOR HISTORY

- The defensive coordinator role became a true position at Notre Dame in 1978. Since then, Notre Dame has had 17 defensive coordinators, 15 of which have been in the role for multiple seasons (two single-season defensive coordinators were Mike Elko in 2017 and Marcus Freeman in 2021).
- Of those 15 coordinators, Golden ranks near the top in major defensive stat categories throughout their respective tenures, including: third in points allowed per game (16.8) and average per completion (10.93), and fourth in rush yards allowed per game (125.8), pass yards allowed per game (168.7), total yards allowed per game (294.5) and third-down defense (33.3 percent).
- Golden's first Irish defense was a solid 21st overall in total defense in '22, bolstered by a rush defense that held Notre Dame's opponents under 200 total rushing yards per game for the first time since 2019.
- Lea held the defensive coordinator spot for three seasons, in his second (2019) the Irish moved from 30th overall in defense to 18th. The rush defense surged from 44th to third.
- Golden's second-season crew was well above that improvement pace from 2019 and was among the nation's top 10 in several key stat categories in 2023.

## 2023 NOTRE DAME DEFENSE NCAA STATISTICAL RANKINGS

1st	Pass Efficiency Defense	97.09
2nd	Red Zone Defense	.706
3rd	Passing Yards Allowed	157.3
5th	Total Defense	276.3
7th	Scoring Defense	15.9
8th	Defensive TDs	4
10th	Interceptions	16
12th	Turnovers Gained	24

## NOTRE DAME DEFENSIVE IMPROVEMENT - 2022 TO 2023

Category	'22 NCAA Rank	'22 Stat	'23 NCAA Rank	'23 Stat
Pass Eff. Defense	41st	125.12	1st	97.09
Red Zone Defense	129th	.941	2nd	.706
Passing Yds. Allowed	23rd	198.0	3rd	157.3
Total Defense	21st	329.3	5th	276.3
Scoring Defense	38th	23.0	7th	15.9
Defensive TDs	33rd	2	8th	4
Interceptions	67th	10	10th	16
Turnovers Gained	99th	15	12th	24

- Notre Dame returned 10 players on defense with starting experience in 2024, in addition to three transfer students with starting experience. Among those 13 players, there were 206 career games started entering 2024 - 93 at defensive back, 79 at defensive line and 34 at linebacker.
- Safety Xavier Watts was named a Midseason All-American from Associated Press and *The Sporting News*. He is a semifinalist for the Walter Camp Player of the Year, the Chuck Bednarik Award, the Lott IMPACT Trophy and the Paycom Jim Thorpe Award.
- Three Irish defensive players earned preseason All-America honors from the likes of Walter Camp, Sporting News, USA TODAY and The Athletic in Howard Cross III, Benjamin Morrison and Xavier Watts.

## DEFENSIVE HIGHLIGHTS

### AT No. 20 TEXAS A&M

- The Irish defense stymied Aggie hopes in the 2024 season opener, coming out of Kyle Field with a 23-13 victory over No. 20 Texas A&M.

- The Irish locked down the Aggie offense, allowing just 100 passing yards in the entire game. Notre Dame's 100 passing yards allowed were the least allowed by any team facing a Top-25 opponent that weekend.
- Texas A&M totaled just 246 yards of total offense, averaging 3.6 yards per play. The 246 yards allowed were the least amount allowed by the Irish to a ranked SEC team since 1999 vs. Oklahoma (237), and it was the least amount to any ranked team on the road by Notre Dame since Pittsburgh in 2003 (175). The 246 yards allowed was the second-least among all teams who faced a Top 25 opponent that weekend, and it was also the least amount in a season opener for Notre Dame vs. ranked team since Maryland in 2002 (133).
- Texas A&M completed 12 passes for a 3.3-yard average per attempt, while the Irish snagged two interceptions. In addition, the longest offensive play completed by the Aggies on the evening was 18 yards, which was the shortest game-long pass allowed by any team facing a Top 25 opponent that weekend, and the ninth-shortest among all the games as of Sunday morning. The only other ranked teams (Texas, Alabama and Missouri) that did not allow a single offensive play of 20+ yards all faced unranked opponents.

### AT PURDUE

- The Irish defense locked it down against the Boilermakers, limiting Purdue to just six first downs in the 66-7 win, with 38 rushing yards and 124 passing yards. The Irish forced ten Boilermaker punts on the day.
- Notre Dame limited Purdue to 162 yards of total offense on the day, the fewest by any team facing a Power 4 team that weekend. The 162 yards were the second-fewest allowed by a team facing a Power 4 team all season.
- Notre Dame was one of just two programs to limit a Power 4 opponent to 38 or fewer rushing yards over that weekend (Memphis allowed 37).

### MIAMI (OH)

- With the 28-3 win over Miami (OH), Notre Dame was one of just five FBS teams to hold their opponent to three points or fewer over that weekend, and of those five teams, one of only two (Texas) to also had held their opponent to seven or fewer points in the previous game.
- On the day, Notre Dame totaled four sacks as a team and forced two interceptions, limiting Miami to go 14-for-26 in the air, totaling just 119 passing yards. This season, the Irish rank sixth among all FBS teams in pass efficiency defense (79.13), eighth in interceptions (six), 10th in scoring defense (9.8) and 16th in total defense (256.3).

# THE DEFENSE

## No. 15 LOUISVILLE

- Defense was key in the 31-24 win over No. 15 Louisville. Louisville entered the game ranked 12th in the nation in scoring offense, averaging 47.3 points per game. The Irish defense held Louisville to 24 points.
- Notre Dame also forced three Louisville turnovers; the Cardinals entered the game ranked 10th in turnover margin (1.33), and Notre Dame won the turnover battle +1 on the day.
- Louisville rushed for just 131 rushing yards on the day; the Cardinals entered the game averaging 194.3 rushing yards per game. Notre Dame allowed 264 passing yards (Cardinals entered the matchup averaging 308.0) and 395 yards of total offense (Louisville averaged 502.3 prior).

## STANFORD

- With the performance vs. Stanford, Notre Dame's defense led all Power 4 teams that weekend in fewest passing yards allowed (87) and total offensive yards allowed (200), and ranked second among all FBS teams for both of those single game totals that weekend. They were the only FBS program that weekend to hold an opposing offense to 87 or fewer passing yards and also 200 or fewer offensive yards in the same game.

## AT GEORGIA TECH

- Entering the game, Georgia Tech had allowed just one sack in total all season. Notre Dame posted two on the day, with Rylie Mills accounting for 1.5.
- Notre Dame's defense stifled Georgia Tech after a first quarter touchdown, as Georgia Tech only totaled 13:48 minutes of possession from the second through the fourth quarter. Notre Dame went on to score 31-straight points to cement the victory, as Georgia Tech's second touchdown came in the final seconds of the fourth quarter.
- On the day, Georgia Tech was limited to just 64 rushing yards, their lowest total of the season; the Yellow Jackets entered the game averaging 204.4 rushing yards per game. In the two previous games, Georgia Tech had rushed for 245 and 371 yards. Notre Dame accounted for 31 lost yards for Georgia Tech; even without the lost yardage, Georgia Tech would still have had their lowest rushing day of the season.

## AT NAVY

- The Irish wreaked havoc on a Navy team that entered the game ranked second in FBS in turnover margin (+2), recovering five Navy fumbles and snagging an interception. Four of Notre Dame's turnovers gained resulted in touchdown drives.
- Navy entered the game a perfect 100 percent in the red zone this season, and the Irish held the Midshipmen to just 1-3 in the red zone.

- Notre Dame held Navy, previously the fourth-ranked scoring offense in the nation (44.8 points per game) to just two touchdowns.
- The Irish also limited Navy through the air, as the Midshipmen only totaled 88 passing yards. It marks the fifth time this season that Notre Dame has held an opponent to 125 or fewer passing yards.

## FLORIDA STATE

- Notre Dame's defense shone in the 52-3 victory over Florida State. The 52-3 win marked the largest margin of victory by any FBS team that weekend, let alone a victory over a Power 4 team. It was the largest margin of defeat Florida State has suffered this season.
- The Irish defense posted eight sacks, including three from DL Rylie Mills. Mills was the only Power 4 player that weekend to post three sacks, and one of just three FBS players to do so that weekend. He was the only to do so against a Power 4 opponent. Notre Dame's eight sacks in total were the most by any FBS team that weekend.
- Notre Dame posted two interceptions, including a pick-six by sophomore S Luke Talich, his first-career interception and touchdown.

## VIRGINIA

- The Irish posted five takeaways on the day in the 35-14 win over Virginia, with three interceptions (Xavier Watts, Adon Shuler and Leonard Moore) and two fumble recoveries (Max Hurlman and Xavier Watts).
- Watts shone in a dominant performance, in which he posted his 11th-career interception - his fourth of the season - recovered a fumble, notched a pass breakup and added three tackles on the day.
- The Irish held Virginia scoreless until midway through the third quarter, and Virginia scored the second touchdown with just 18 seconds remaining in the game. Notre Dame has allowed multiple touchdowns in just four games this season, and two of those games saw the second touchdown scored late in the fourth quarter, once the game was put away for the Irish.

## XAVIER WATTS IS A STAR

- Graduate safety Xavier Watts completed a remarkable season in 2023, winning the Bronko Nagurski trophy as the best defensive player in college football.
- Watts was named a First-Team Midseason All-American by Associated Press, *The Sporting News*, PFF, Athlon Sports, *The Athletic* and CBS Sports.
- He has been named a semifinalist for the 2024 Paycom Jim Thorpe Award and the 2023 Lott IMPACT Trophy.

- Watts has not allowed a single touchdown this season, according to Pro Football Focus.
- A preseason First-Team All-American by Walter Camp and *Sporting News*, Watts also earned preseason second-team All-America honors from *USA TODAY*, ESPN, Sports Illustrated and *The Athletic*. Watts has earned selection to watch lists for the Walter Camp Player of the Year, Nagurski Trophy, Bednarik Award, Paycom Jim Thorpe Award and the East-West Shrine Bowl 1000.
- Watts has totaled 11 interceptions on his career. He is the 19th Notre Dame player to intercept 10 or more passes in a career and is tied for ninth (with four other players) on the all-time list for career interceptions in program history. He ties for the most career interceptions by a Notre Dame player since 1996.
- Watts is one of just two FBS safeties to rank in the Top Three among all FBS safeties in interceptions and passes defended, and no FBS safety has higher marks in both categories than Watts. His 1.2 passes defended per game rank second among all safeties and 13th nationally, while his four interceptions rank third among safeties and seventh among all FBS players.
- Watts shone in a dominant performance, leading the Irish to a 35-14 win over Virginia on senior day. Watts posted his 11th-career interception - his fourth of the season - recovered a fumble, notched a pass breakup and added three tackles on the day.
- Notre Dame has totaled 25 turnovers this season (ranked first in the nation). Watts is responsible for five of them.
- Watts, who posted three third-down stops in the game, led an Irish defense that now ranks No. 1 in the nation in passing efficiency defense (88.89) and turnovers gained (25). Watts himself has been responsible for five forced turnovers this season.
- Watts posted two third-down stops in the first quarter, one with a tackle on a quarterback rush, and one on a pass breakup as he baited the quarterback into throwing a pass his way, and batting it down to force a Virginia punt.
- Both of his forced turnovers came in a monster second quarter for the Irish. His fumble recovery led to a Notre Dame touchdown drive when the Irish went up 14-0. His interception came on Virginia's final drive of the half, as he snagged a pass on third down to give the Irish possession to end the half.
- Watts was all over the field for the Irish in the 52-3 win over Florida State, posting four tackles (three solo), including a tackle for loss (-2 yards).



# THE DEFENSE

## XAVIER WATTS

- Watts posted his third INT of the season in the 31-13 win at Georgia Tech. His pick came at the beginning of the fourth quarter and led to a Notre Dame field goal drive to give the Irish a 24-7 lead.
- Watts was a game changer as led one of the best secondaries in the nation in the 31-24 win over No. 15 Louisville. He posted his second interception of the season, with two pass breakups, a QB hurry and three tackles in several key situations, including the game-sealing pass breakup.
- Five of Watts' disruptions came on third or fourth down (two on third, three on fourth). A second quarter PBU forced a Louisville punt, while Watts returned an interception later in the quarter for 34 yards, setting up a Notre Dame field goal. The interception marked the first pick thrown by Louisville QB Tyler Shough all season. Then, at the end of the half, Watts stymied a last-ditch effort by the Cardinals on fourth-and-1 with a tackle for no gain to end the half.
- In the third quarter, Watts notched his QB hurry on fourth-and-2, forcing an incomplete pass. On Louisville's last offensive effort of the game, with the Irish ahead by a touchdown, Watts broke up a downfield pass attempt on fourth down to seal the game for the Irish, as the offense took a knee to run out the clock.
- Watts started off 2024 strong with an interception in the season-opening victory at No. 20 Texas A&M, adding three tackles. He then led the Irish in tackles in the home opener vs. Northern Illinois with eight (six solo).

### WATTS IN 2023

- Watts began his Notre Dame career on the offensive side of the ball during the 2020-21 season but made the switch into the defensive backfield in 2021-22. He saw action in 11 games in '21, making 15 tackles as a developmental safety.
- Watts developed into one of Notre Dame's starting safeties during the '22 campaign and made the leap to become one of the most disruptive defensive players in college football in 2023.
- Watts tied for the lead for all FBS players with seven interceptions in 2023, piling up five picks over a four-game stretch.

### FBS TOTAL INTERCEPTIONS - 2023

INTs	Name	School
7	Xavier Watts	Notre Dame
7	Ricardo Hallman	Wisconsin
6	three players	

- He is the first Notre Dame player to post back-to-back games with multiple interceptions and the first Irish player to intercept a pass in three straight games
- In 2023, he was the fifth FBS player in the five years previously to intercept at least two passes in back-to-back games. Watts was named the national defensive player of the week after his amazing performance against No. 6 Southern Cal on October 14, 2023. In addition to seven tackles, Watts intercepted reigning Heisman Trophy winner Caleb Williams twice, forced a fumble, recovered a fumble and returned it for a touchdown.
- He followed up the Southern Cal performance with two more interceptions in the victory over Pittsburgh, earned a second Bronko Nagurski Defensive Player of the Week award.
- Watts' seven interceptions in 2023 led directly to Notre Dame points in every occurrence with the Irish scoring five touchdowns and two field goals for a total of 41 points.
- Only one of Watts' seven interceptions did not set up Notre Dame on the opposing team's side of the field. At NC State he gave Notre Dame the ball at the Wolfpack 33-yard line. At Duke it was the Blue Devil 12-yard line, then the SC 12 and 2 in the Southern Cal game followed by the Pitt 15 for one of his two interceptions in that game. At Clemson, on Notre Dame's first defensive series of the second half, Watts picked off a deflected pass and returned it to the Tiger two-yard line.
- All told, of his seven interceptions in 2023, Watts set Notre Dame up in the opponent's red zone five times.

### NOTRE DAME SINGLE-SEASON INTERCEPTIONS

1	Mike Townsend	1972	10
2	Tom MacDonald	1962	9
3	Todd Lyght	1989	8
	Tony Carey	1964	8
	Angelo Bertelli	1942	8
6	<b>Xavier Watts</b>	<b>2023</b>	<b>7</b>
	Manti Te'o	2012	7
	Harrison Smith	2010	7
	Shane Walton	2002	7
	Dave Duerson	1982	7
	Clarence Ellis	1970	7
	Tom Shoen	1966	7

### NOTRE DAME CAREER INTERCEPTIONS SINCE 1996

1.	<b>Xavier Watts</b>	<b>2020-current</b>	<b>11</b>
	Shane Walton	1999-2002	11
3.	<b>Benjamin Morrison</b>	<b>2022-current</b>	<b>9</b>
	Benny Guilbeaux	1996-98	9
5.	Robert Blanton	2008-11	8
	Matthias Farley	2012-15	8
	Cole Luke	2013-16	8
	Kyle McCarthy	2006-09	8
	Mike Richardson	2003-06	8
	A'Jani Sanders	1997-99	8
	Tom Zbikowski	2004-07	8

### HOWARD CROSS III - A FORCE

- In 2024, Howard Cross III has been named a preseason First-Team All-American by Walter Camp, *Sporting News* and *USA TODAY*, earning selection to the preseason All-America second team from *The Athletic*. Cross III has been named to watch lists for the Walter Camp Player of the Year, the Nagurski Trophy, the Bednarik Award, the Outland Trophy, the Lombardi Award, the Lott IMPACT Trophy and the East-West Shrine Bowl 1000.
- Cross III owns four sacks in 2024, already a single-season career-high.
- Cross III led a dominant Notre Dame defensive unit in the 49-7 win over Stanford. Notre Dame's held Stanford to one score before the Irish scored 49 unanswered points in the 49-7 win. Cross was all over the field, posting two sacks (loss of 15 yards), a quarterback hurry and four tackles (all solo). It marked Cross' second multiple-sack game of his career (vs. Georgia Tech, 2021).
- Cross and the Irish limited Stanford to just 200 yards of total offense, the Cardinals' lowest offensive total of the season. The Irish defense have held opponents under 250 total yards on four occasions already this season, the fifth-such season since 2018.
- One of Cross' sacks came on fourth down to force a turnover on downs (the Irish would score on the ensuing drive to take the lead for the rest of the game). This season, Notre Dame ranks fourth in the nation in fourth-down defense, allowing just 20 percent conversion for opposing offenses.
- Cross III was selected as the Outland Trophy National Player of the Week for his performance

# THE DEFENSE

in the 31-24 win over No. 15 Louisville. Cross was the nation's top-graded interior lineman that weekend.

- Cross III registered an 88.2 rating (90.2 against the pass) by Pro Football Focus for his performance against Louisville. He and the Irish defense limited Louisville to well below their offensive averages entering the game. Louisville rushed for just 131 rushing yards on the day; the Cardinals entered the game averaging 194.3 rushing yards per game. Notre Dame allowed 264 passing yards (Cardinals entered the matchup averaging 308.0) and 395 yards of total offense (Louisville averaged 502.3 prior).
- Cross III demonstrated his worthiness of preseason laurels with a dominant performance in the No. 7 Notre Dame 23-13 victory at No. 20 Texas A&M. Cross III posted the only sack of the game, an 11-yard loss, with four tackles (two solo), while keeping the Aggie offense at bay. Cross added a shared tackle-for-loss vs. Northern Illinois.
- On a national stage at No. 17 Duke (Sept. 30, 2023) he posted one of the most dominating defensive performances of the season. Leading the Irish with 13 tackles while forcing two fumbles (including the game-clinching fumble with 0:27 remaining) he earned defensive player of the week nods from Walter Camp, the Bednarik Award and the Senior Bowl.
- Cross III was a Bednarik Award Semifinalist in 2023, which is presented annually to the best defensive player in college football.
- The 66 total tackles by Cross III in 2023 were the most for an Irish front-four lineman since Trevor Laws led the team with 112 tackles in 2007.
- Since crediting tackles became consistent in 1986 (before that season, first hits were also credited as tackles) Cross III's 66 stops that year rank 11th.
- Cross was the only Power 5 defensive lineman in the 2023 season to post 10 tackles in a game. He is finished second for Power 5 for defensive lineman in total tackles in 2023 with 66 and is one of just five defensive linemen in the country to finish the year with 66 or more tackles.

**FBS DEFENSIVE LINEMAN TOTAL TACKLES - 2023**

Tackles	Name	School
74	Raishein Thomas	Northern Illinois
69	Lee Hunter	UCF
67	Michael Mason	Coastal Carolina
<b>66</b>	<b>Howard Cross III</b>	<b>Notre Dame</b>
66	Tre Smith	San Jose State
65	CJ Nunnally	Akron

## RYLIE MILLS DELIVERS THE BOOM

- Notre Dame's defense boasts some of the best experience in college football, due to players such as Rylie Mills making the choice to return to Notre Dame for their final seasons of eligibility. Named to the 2024 Outland Trophy and Lombardi Trophy Watch Lists, Mills played and started in all 13 games in his senior season (2023). He finished the season with 47 tackles (22 solo), 5.5 tackles for loss and 2.5 sacks. Mills also earned four quarterback hurries and recovered a pair of fumbles.
- Now as a captain in 2024, Mills leads a unit with fellow graduate Howard Cross III that has seen younger members such as Junior Tuihalamaka, Joshua Burnham, Bryce Young, Donovan Hinish and Gabriel Rubio emerge.
- He now ranks 12th all-time in career sacks in Notre Dame records with 15.5 on his career. He was the 14th Notre Dame player to record 15 or more sacks in his career.
- Mills posted the best game of his career in the dominant 52-3 win over Florida State. Mills posted three sacks, two coming on back-to-back plays, and totaled five tackles with a QB hurry.
- Mills was the only Power 4 player that weekend to post three sacks, and one of just three FBS players to do so that weekend. He was the only to do so against a Power 4 opponent. Notre Dame's eight sacks in total were the most by any FBS team that weekend.
- Notre Dame's defense shone, limiting Florida State to just three points, 88 yards in the air and 120 yards on the ground. Mills posted three third-down stops on the evening.

## A NOTRE DAME MAN - JACK KISER

- One of the most tenured players on Notre Dame's roster and a team captain, Kiser enters his sixth season playing for the Irish and leads the linebacker room. A William V. Campbell Trophy Finalist, a Freddie Solomon Community Spirit Award Finalist, a member of the AFCA Good Works Team and a Wuerffel Trophy Semifinalist, and a Butkus Award Watch List honoree, Kiser owns 234 career tackles and owns a key leadership role on the Irish defense in 2024 as one of the most tenured players in the program.
- Kiser broke the program record for games played, appearing in his 63rd game on Senior Day vs. Virginia (35-14 win). He posted a sack, a pass breakup and three tackles (two solo).
- He leads the team in tackles with 52.

- In the 51-14 win over No. 24 Navy, Kiser tied for the team lead in tackles with nine on the day, adding a TFL, and recovering the first fumble of the day on a muffed punt return.
- The graduate linebacker led the Irish with eight tackles in the 23-13 victory at No. 20 Texas A&M.
- Kiser was Notre Dame's 2023 Special Teams Player of the Year. Last season, he played in all 13 games, making three starts as a consistent contributor on special teams as well as consistent playing time at linebacker. Kiser finished third on the team with 62 tackles, and tied for the team-lead with 41 solo tackles. He added 1.5 tackles for loss, 1.5 sacks and an interception, also recording a pass breakup and three quarterback hurries, and forced a fumble.
- Kiser is also active in the community and a force in the classroom. He has been named a finalist for the William V. Campbell Trophy, college football's premier scholar-athlete award that annually recognizes an individual as the absolute best in the nation for his combined academic success, football performance and exemplary leadership - colloquially known as the "academic Heisman."
- He has been named to the Allstate AFCA Good Works Team and a semifinalist for the Wuerffel Trophy, two of the highest honors for community service in college football. He has also been named a finalist for Freddie Solomon Community Spirit Award. Kiser has led and participated in several community-facing initiatives during his time at the University of Notre Dame.
- He served as the program's Cleats For a Cause player committee chairman. As part of the initiative, players wore custom Under Armour Slip Speed shoes on their pregame walk for the Sept. 21 game vs. Miami (Ohio), and the shoes were then auctioned with proceeds benefiting five local charities. Additionally, cleats inspired by select Notre Dame Football student-athletes were auctioned, as well.
- As part of Kiser's role, he communicated directly with the five charities that benefit from the event and planned visits for teammates to those locations throughout the offseason. He also worked with the program on logistics, messaging and garnering team support to bring awareness, volunteers and funding to the organizations.
- He served as the Fighting Irish Fight for Life football team lead for the past three years, from Fall 2020-Spring 2023, a program which pairs a local pediatric patient with Notre Dame Athletics teams to become a true teammate. Additionally, Kiser worked with local low-income families to perform tax returns this past spring on a weekly basis leading up to Tax Day.

# THE DEFENSE

- Kiser has also been involved in the Notre Dame chapter of Uplifting Athletes, supporting the local rare disease community and their families, and would also regularly visit patients and families at the Ronald McDonald House with Freeman.
- He earned selection to the 2024 National Football Foundation Honor Society, and in 2023 was awarded the Dean's Graduate Business Award and the Tom Frecka Academic Achievement Award, recognizing the top GPA in the Master's of Science in Accountancy program at Notre Dame.

## LEONARD MOORE IS NOT AFRAID OF YOU

- True freshman Leonard Moore, now with five starts under his belt, totaled seven tackles in each of his first two career starts. He has posted two interceptions this season, one against Virginia and one against Navy.
- In the 35-14 win over Virginia, Moore snagged an interception which led to an Irish touchdown drive, adding a quarterback hurry and three tackles.
- In his third-career start in the 51-14 win at No. 24 Navy, Moore snagged his first-career interception on fourth down to cement an Irish victory.
- Moore shone in his second-career start, leading the Irish secondary with seven tackles and being the key playmaker on the defining drive of the 31-13 win at Georgia Tech. In addition to his seven tackles, Moore posted a TFL (-16 yards) and two pass breakups.
- Notre Dame took a 14-7 lead with less than two minutes remaining in the first half. Georgia Tech drove down to Notre Dame territory, and Moore compiled two-consecutive stops, on third and fourth down, to force a Georgia Tech turnover on downs, cementing an Irish lead heading into the half.
- His third-down stop was a pass breakup, and his fourth-down stop was a 16-yard tackle for loss on a muffed snap to give the Irish possession. Georgia Tech began the third quarter with the ball, but Moore delivered another third-down stop to force the Yellow Jackets to a three-and-out. Notre Dame scored a touchdown to go up 21-7 on the ensuing drive, taking control of the game.
- Moore made a statement in his first-career start in Notre Dame's 31-24 win over No. 15 Louisville. He led the entire defense with seven tackles (six solo), forcing a fumble to return possession to the Irish and leading to a Notre Dame touchdown to take the lead.
- Moore, a standout in preseason camp, had seen limited action as a reserve cornerback, but had played often on special teams coverage. In his first-career start, he faced the nation's 12th-ranked scoring offense and performed in standout fashion. With the game tied in the first quarter, Moore executed a textbook punch-out on

a Louisville QB run, giving Notre Dame possession at the Irish 47-yard line and leading to a touchdown on the ensuing drive to take a 14-7 lead. Notre Dame would not relinquish the lead.

## JERSEY-MADE, ADON SHULER

- Redshirt freshman Adon Shuler has started every game for the Irish this season at safety, and has posted three interceptions, including a pick-six to seal the 31-13 victory at Georgia Tech.
- In the 35-14 win over Virginia, Shuler snagged his third interception of the season and returned it 46 yards to the Virginia two-yard line, setting Notre Dame up for a touchdown on the immediately-following play.
- Shuler got a hand on a punt in the 52-3 win over Florida State.
- Shuler made an immediate impact in the 51-14 win over No. 24 Navy. He led all Irish defensive backs with seven tackles, and his play of the day came on Navy's first offensive drive of the game. Shuler scooped up a loose Navy snap, Navy's first fumble lost all season, and returned it 28 yards to the Navy seven-yard line, setting up an Irish touchdown drive to go up 14-0. It marked Shuler's first-career fumble recovery.
- His first-career interception came at No. 20 Texas A&M, as Shuler snagged a pass and returned it to the A&M 29-yard line, setting up a Notre Dame field goal to tie the game at 6. Notre Dame would then go on to take a lead that the Irish would not relinquish, earning an opening-weekend win.
- Shuler's pick-six at Georgia Tech sealed the victory for the Irish, putting Notre Dame up 31-7 in the fourth quarter.

## DRAYK BOWEN BRINGS THE HEAT

- Sophomore linebacker Drayk Bowen ranks second on the team in tackles in 2024, totaling 48 thus far (24 solo), with two TFL, a sack, two forced fumbles and two passes broken up.
- He posted a career-high nine tackles in the 31-13 win at Georgia Tech.
- Bowen is a two-sport athlete, also playing baseball at Notre Dame. He follows in the footsteps of football/baseball student-athletes such as Cole Kmet, Golden Tate and Jeff Samardzija.

## YOUNG TALENT

- True freshman DL Bryce Young has made his mark through the first half of the season, seeing sustained action on special teams, and stepping into a regular rotation on the defensive line.
- Young has blocked two field goals so far in 2024, one vs. Miami (OH), and one at Georgia Tech. He ranks second nationally in kicks blocked (two).

- Through the season, he has totaled 13 tackles (10 solo).
- He was named Notre Dame's Special Teams Player of the Game vs. Miami (OH).

## BENJAMIN MORRISON

- 2024 team captain junior Benjamin Morrison suffered a season-ending injury, but continues as an off-field leader of the Notre Dame secondary.
- He led the Irish with six interceptions in 2022, earning consensus Freshman All-America honors.
- Morrison added three more interceptions to his career total in the 2023 season and owns the second-most for a Notre Dame player since 1996.
- Morrison led the Irish secondary, one of the best units in the country, in the 49-7 win over Stanford with four tackles. Notre Dame's defense was dominant, holding Stanford to one score before the Irish scored 49 unanswered points in the 49-7 win. Notre Dame's defense limited Stanford to only 87 passing yards, and only 200 total offense yards, on the day.
- One of Morrison's stops came on third down to force an eventual turnover on downs, leading to an Irish touchdown drive. Of his three additional stops, none allowed first downs on the play.
- Morrison intercepted his first pass of the 2023 season against NC State and earned one of Notre Dame's three interceptions against reigning Heisman Trophy winner Caleb Williams in the victory over Southern Cal.
- He was named the Walter Camp Player of the Week after his dominating performance against No. 5 Clemson in 2022, setting up Notre Dame's third touchdown with his first career interception, then picking off another pass and returning it 96 yards for a touchdown. He also contributed a career-best seven tackles and a PBU against the Tigers.
- His six interceptions in 2022 were the most for an Irish player since Manti Te'o picked off seven passes on his way to finishing second in the 2021 Heisman Trophy balloting. It also is the most for an Irish cornerback since Cole Luke intercepted four passes in 2014.
- The six interceptions were the third-most for any FBS defensive player in 2022 and tied for the most of any Power 5 defensive back.
- Morrison shares the Notre Dame single-game record for interceptions in a game with 15 other players, picking off three Boston College passes during the 2022 home finale. He ended the Eagles first drive with an interception, then took away a BC scoring chance with an interception in the end zone later in the first quarter. Finally, in the midst of a snow storm in the second half, Morrison earned his third interception tracking down an overthrown screen pass.

**BOUBACAR TRAORE'S  
BREAKOUT**

- Prior to a season-ending injury, freshman defensive lineman Boubacar Traore led all FBS freshman players in sacks (three) and sacks per game (0.75) after Week Four.
- Traore delivered a career performance in the 28-3 win over Miami (OH), making his first-career start and totaling two sacks (loss of 15 yards), a forced fumble, five tackles and a quarterback hurry. His five tackles and two sacks both marked career-highs.
- Traore tied for the team lead in tackles vs. Miami, and disrupted the matchup all over the field. On the first Miami drive of the game, Traore posted his first sack, forcing a fumble in the process.
- His next tackle came on third down later in the half, forcing a Miami punt that led to an Irish touchdown drive.
- At the end of the first half, Traore tallied another sack on Miami's opening play of the drive, immediately following with a QB hurry to force an incomplection. The Irish eventually forced Miami to run out the clock without a score to end the half.
- Traore made an impact all over the defensive field in the dominant 66-7 win at Purdue, Purdue's largest defeat in program history. His day was highlighted by a 34-yard pick six in the second quarter, as he also added two TFL (loss of twelve yards) and a sack (loss of nine yards) on the day, in addition to a quarterback hurry. The sack, the additional tackle for loss and the quarterback hurry all were third-down stops by Traore.

**THE OFFENSE**

- Offensive coordinator Mike Denbrock, a 2023 Broyles Award Finalist, returns to Notre Dame after two previous stints with the Irish (2002-04 and 2010-16).
- The Irish offense has seen continued, steady growth throughout the season. Nationally, Notre Dame ranks second in turnover margin (1.50), sixth in passes had intercepted (4), sixth in fourth-down success rate (0.762), 11th in scoring offense (38.0) and 12th in rushing offense (216.7).
- Notre Dame ties for the lead all Power 4 teams in yards-per-carry (6.0) and ranks tied for fourth among all FBS teams. With 32 rushing touchdowns, the Irish rank tied for second among all Power 4 teams and fifth among all FBS teams in rushing touchdowns per game (3.2).
- Notre Dame's rushing offense has been a force in 2024, combining headline running backs Jeremiyah Love and Jadarian Price, third-down freshman back Aneyas Williams, and versatile quarterback Riley Leonard. Notre Dame is ranked No. 7 (tied) nationally in team rushing touchdowns with 32 total.

**THE OFFENSE**

**RILEY LEONARD**

- One of the most notable quarterbacks in college football this season, senior Riley Leonard transferred to Notre Dame in the offseason. After recovering from an injury through the spring, Leonard earned the starting role ahead of the 2024 season, and was also voted to be a team captain. It is his second-career captain honor, after also being named a team captain at Duke.
- Leonard is tied for the lead among all active FBS quarterbacks in career rushing touchdowns with 32, including three in the first half alone at Purdue.
- He owns 13 rushing touchdowns in 2024, becoming the third Notre Dame quarterback to rush for double-digit touchdowns in a season (Brandon Wimbush, 14 in 2017, DeShone Kizer, 10 in 2015).

**CAREER RUSHING TOUCHDOWNS BY ACTIVE FBS QBs**

1.	Riley Leonard	Notre Dame	32
	Dillon Gabriel	Oregon	32
3.	Bryson Daily	Army	30
	Jalen Milroe	Alabama	30
5.	Dequan Finn	Baylor	27
	Garrett Greene	West Virginia	27
7.	Will Howard	Ohio State	25
8.	Taylen Green	Arkansas	24
9.	KJ Jefferson	UCF	23
10.	DJ Uiagalelei	Florida State	21

- Leonard's 13 rushing touchdowns this season rank 13th in the nation and tied for fourth among all quarterbacks. He ranks 17th in the nation in total touchdowns. On the season, he averages 6.16 yards per carry, ranking 20th among all FBS players.
- Leonard owns 64.1 rushing yards per game this season, ranking second among all Power 4 quarterbacks and ranking 10th among all FBS quarterbacks.
- Leonard led the Irish to their eighth-straight win in a 35-14 victory over Virginia. Leonard completed 22 passes for 214 yards and three touchdowns, tacking on 32 rushing yards. His three passing touchdowns match his season-high.
- The offense totaled 448 yards of total offense and dominated the time of possession battle, controlling the ball for 34:36 minutes of play. Leonard led the Irish offense to a monster second quarter, taking advantage of Virginia turnovers to take a commanding lead.
- Leonard's first touchdown pass of the day came in the second quarter, going to wide receiver Jayden Harrison to go up 14-0. Later in the second quarter, the Irish snagged an interception, and Leonard passed to tight end Cooper Flanagan

on the immediately-following play for another touchdown. Still in that quarter, Notre Dame intercepted another Virginia pass, and Leonard led the Irish on another touchdown drive to take a 28-0 lead into the half.

- Leonard completed passes to 11 different receivers, the second time this season he has done so.
- He led the Irish to their seventh-straight victory, a resounding 52-3 win over Florida State, in which Leonard completed 14 passes for 215 yards and a touchdown, in addition to rushing for 70 yards and two touchdowns.
- Leonard opened up Notre Dame's scoring for the day with a 34-yard touchdown run, on which he faked two defenders at separate points in the run to dive into the end zone. He later led a two-minute, 77-yard drive at the end of the first half, delivering a perfect pass to tight end Mitchell Evans in the corner of the end zone for his passing score to end the first half with Irish momentum up 21-3. He added another score on the ground with a six-yard rush in the third quarter.
- He was responsible for four third-down conversions (all passing) and two fourth-down conversions on the day, notching the fourth down conversions on a rush and a pass.
- Leonard again led the Irish to a statement 51-14 win over No. 24 Navy, passing for 178 yards and two touchdowns, also rushing for 83 yards and an additional touchdown, doing it all in just three quarters. It marked the seventh-consecutive game in which Leonard has rushed for a touchdown.
- There were five matchups across college football that weekend in which both teams were ranked. Notre Dame owned the largest margin of victory in those games, with a 37-point difference. With his 178 yards in the air and 83 on the ground, Leonard was the only quarterback in those five games that rushed for more than 70 yards while also passing for 100 or more yards.
- Leonard captained the Irish to a 31-13 win at Georgia Tech as the Irish scored 31-straight points. Leonard went 20-of-29 for 203 yards, rushing 10 times for 51 yards and two touchdowns.
- The Irish put together an impressive stretch to take control of the second and third quarters, putting the game away. Beginning in the second quarter, Leonard completed 12-consecutive passes, which stretched through three-consecutive touchdown drives to take a 21-7 lead after a 0-7 deficit.
- Leonard led the Irish to a 49-7 win over Stanford with the Irish scoring 49 unanswered points in the matchup. Leonard went 16-for-22 for 229 yards (53-yard long) and three touchdowns, as well as

# THE OFFENSE

## RILEY LEONARD

- Love has rushed for a touchdown in every single game this season, totaling 12 rushing touchdowns, in addition to a receiving touchdown. He is one of just three FBS players to have scored a rushing touchdown in each game this season, joining Iowa's Kaleb Johnson and Tennessee's Dylan Sampson. All three players have 10-game rushing touchdown streaks.
- The most consecutive games with a rushing touchdown in Notre Dame history is 11 - Wayne Bullock, 1973-74 (17 total rushing TDs during streak). Love's 10-game streak is tied for the second-best streak in Notre Dame history with Jerome Bettis (1991) and Autry Denson (1998). The Notre Dame record is 11 by Wayne Bullock from 1973-74.
- Leonard has rushed for at least one touchdown in eight games this season.
- In all but one game this season, Notre Dame has totaled more offensive yards than each opponent's current average yards allowed (taking averages of each team through Week 13 of the college football season). In addition, Notre Dame has outscored each opponent's average points allowed by at least five points in all but two games.
- Notre Dame has outscored opponents by an average of 26.6 points per game.

## WIDE RECEIVERS

Perhaps the most significant change to the Irish roster comes in the receiving corps, which adds three impact transfers and will also draw upon the strengths of young receivers who made their debuts in 2023. The Notre Dame receiver room features:

### BEAUX TIME

- **WR Beaux Collins** logged his fifth game at Notre Dame with four-or-more catches in the 31-13 win at Georgia Tech. He finished the game with five receptions for a team-high 51 yards.
- The Los Angeles native led Irish pass catchers in the 49-7 win over Stanford with four receptions for 85 yards, including a 53-yard long.
- Collins posted four receptions for 60 yards and a touchdown in Notre Dame's 28-3 win over Miami (OH), his first touchdown in an Irish uniform.
- Collins led Irish receivers in the season-opening 23-13 win at No. 20 Texas A&M with five receptions for 62 yards, including a 20-yard contested grab on the game-winning touchdown drive. Collins also led Irish receivers vs. Northern Illinois (five catches for 45 yards).
- A transfer from Clemson, Collins recorded 91 receptions for 1,290 yards and 11 touchdowns in 1,578 offensive snaps over 32 games (27 starts) at Clemson from 2021-23

31 rushing yards and a rushing touchdown, in just three quarters of play.

- Leonard was the only Power 4 quarterback that weekend who, in regulation time, passed for at least 225 yards and three touchdowns, threw no interceptions, and added a rushing touchdown; Leonard did it all in just three quarters. One other Power 4 quarterback achieved the feat in overtime (Luke Altmyer, Illinois).
- Leonard led Notre Dame to a 31-24 win over No. 15 Louisville. Leonard was responsible for three touchdowns (two passing, one rushing) on the day, completing 17 passes for 163 yards and rushing for 52 yards.
- Leonard started the Louisville game in command, directing a 12-play, 75-yard drive over 6:08 minutes of game time, for a touchdown to even the score. From there, the Irish took off, scoring 21 total points in the first quarter alone, including a 34-yard pass from Leonard to score.
- Leonard led the Irish to a resounding 28-3 win over Miami (OH), completing 16 Leonard led Notre Dame to a 31-24 win over No. 15 Louisville. Leonard was responsible for three touchdowns (two passing, one rushing) on the day, completing 17 passes for 163 yards and rushing for 52 yards.
- In the Miami Game, Leonard passed for 154 yards and a touchdown (38-yard long score), in addition to 143 rushing yards and two rushing touchdowns, including a 50-yard long scoring run. With two rushing touchdowns, Leonard marked his second multi-rushing touchdown game of the season.
- He is the first Irish quarterback with back-to-back 100-yard rushing games since Carlyle Holiday vs. Pittsburgh (122 yards, 10-6-2001) and West Virginia (130 yards, 10-13-2001).
- Notre Dame racked up 428 yards of total offense against the RedHawks, as Leonard completed passes to nine different Irish receivers, including a 38-yard long to Beaux Collins for a touchdown.
- Leonard led Notre Dame to the most dominant win by an opposing team in Purdue history, besting the Boilermakers 66-7. Leonard put on a show, rushing for 100 yards and three touchdowns, in addition to passing for 112 yards, in the first half alone. He is the first FBS player to reach those milestones since Lamar Jackson at Syracuse on Sept. 9, 2016.
- With three rushing touchdowns in just the first half at Purdue, Leonard is one of just eight quarterbacks so far this season to achieve that feat in a single game, and the only one to do so that weekend. He is the one of two FBS quarterbacks this season to achieve the feat in a single half.
- Only three FBS quarterbacks totaled more rushing yards than Leonard that weekend, and just one scored a singular rushing touchdown. Leonard was the only one of those four quarterbacks that did not see a snap in the second half.
- Notre Dame was the only FBS squad with three separate rushers at 86 or more rushing yards against a Power 4 defense that weekend, and one of just two FBS teams overall to achieve the feat that weekend.
- Leonard made his Irish debut as he led No. 7 Notre Dame to a 23-13 victory at No. 20 Texas A&M, making a mark in both the pass and run game. He completed passes to nine different Irish players; Leonard went 18-30 for 158 yards, and rushed 12 times for 63 yards.
- The Irish totaled 356 yards of total offense, averaging 5.6 yards per play. Notre Dame's 356 yards of offense were the third-most this weekend among teams that faced a top-20 opponent. Notre Dame was 1-1 in the red zone, and won the time of possession battle with 31:35 minutes with the ball.
- Leonard led the eventual game-winning drive that began with 6:23 left on the clock in the fourth quarter. On that drive, Leonard rushed for 20 yards and passed for 29 yards, setting up a 21-yard Jeremiyah Love touchdown run.
- Leonard's 63 rushing yards are the fifth-most for a quarterback in his first start at Notre Dame, and they are the second-most for a quarterback on the road in his first start at Notre Dame. His 63 rushing yards were the second-most that weekend by any quarterback facing a team ranked in the Top 20 in the AP poll.
- The senior was responsible for 11 of Notre Dame's 18 first downs on the evening at Texas A&M, with eight passing and three rushing, including two third down conversions and a fourth-down conversion on an eight-yard rush.
- Leonard has already been named to the 2024 watch lists for the Walter Camp Player of the Year, the Maxwell Award, the Davey O'Brien Award, the Johnny Unitas Golden Arm Award and the Comeback Player of the Year.
- In 2023, Leonard started all seven games in which he played for Duke, going 95-for-165 and 1,102 yards (57.5 percent completion rate) and three touchdowns. He rushed 58 times for 352 yards (44-yard long) and four touchdowns on the season.
- In 2022, he started all 13 games for the Blue Devils, completing 250-of-392 (.638) passes for 2,967 yards with 20 touchdowns, while leading the team in rushing with 699 yards on 124 carries and 13 touchdowns. He was one of three FBS quarterbacks to amass more than 2,900 passing yards and 695 rushing yards, joining LSU's Jayden Daniels and North Carolina's Drake Maye.

# THE OFFENSE

- He broke out late in his true freshman season with 31 catches for 407 yards and three touchdowns
- Collins joined DeAndre Hopkins (2010), Sammy Watkins (2011), Artavis Scott (2014), Hunter Renfrow (2015), Deon Cain (2015) and Justyn Ross (2018) as the only Clemson freshmen – true or redshirt – in the Dabo Swinney era to post at least 30 receptions and at least 400 receiving yards in their debut season

## BE GREAT

- A member of the 2024 Earl Campbell Tyler Rose Award Watch List who made a significant mark in his true freshman season at Notre Dame, **WR Jaden Greathouse** appeared in 12 games in 2023 while making five starts. He finished the year with 18 receptions for 265 yards and scored a team-high five touchdown receptions.
- Greathouse led Irish receivers in the 52-3 victory over Florida State, catching five passes for 66 yards. Greathouse was responsible for three of his Notre Dame's five third-down conversions.
- He posted his first touchdown catch of the 2024 season to open Notre Dame's scoring in the 31-24 win over No. 15 Louisville.
- Greathouse was the first true freshman wideout in Irish history to catch two touchdown passes in his first-career game when he did so in the 2023 season opener vs. Navy. Greathouse also became the first Notre Dame wide receiver to catch two touchdown passes in a season debut since 1996. In that game, he finished with three catches for a team-best 68 yards and two touchdowns.
- Limited by an injury in the middle of the season, he finished off the year with six catches for 99 yards and two touchdowns in his final three games. His five touchdown catches during a rookie campaign are the most for a Notre Dame true freshman since KJ Stepherson also had five in 2016 and dating back to 1996, rank only behind Michael Floyd's seven in 2008 for an Irish freshman wide receiver.

## FAISON FLASHES

- Now sophomore **WR Jordan Faison** joined the Notre Dame football team during 2023 preseason camp as a walk on, planning to compete for a roster spot with the team and, as one of the top prep lacrosse players in the nation, join the defending national champion Notre Dame lacrosse team as a scholarship player in the spring of 2024.
- Faison's football acumen and a rash of injuries to the Irish wide receiver group changed those plans a bit, as Faison made his collegiate athletics debut in 2023 at No. 25 Louisville, catching two passes for 48 yards – which included a 36-yard touchdown grab.

- Faison's debut was just the beginning. He would end the season with 19 catches for 322 yards and four touchdowns, capping the year by earning Sun Bowl MVP honors with five catches for 115 yards and a touchdown.
- Faison competed with the men's lacrosse team and won a national championship in 2024.
- Faison played a key role on offense and special teams in the 35-14 win over Virginia. He posted two catches for 25 yards and also played a key role on punt coverage.
- He posted two receptions for 25 yards in Notre Dame's 52-3 win over Florida State. He played a major role in the two-minute, 77-yard drive to end the first half that cemented Notre Dame's momentum. On fourth-and-10 at the FSU 34-yard line, with 21 seconds remaining in the half, Faison snagged a 22-yard grab to keep the scoring hopes alive. Notre Dame scored a touchdown on the immediately-following play, going up 21-3 into the half.
- Faison was named the Burlsworth Trophy Walk-On of the Week for his impact on offense and on special teams in the 31-24 win over No. 15 Louisville. Faison started at wide receiver and hauled in two passes for 17 yards, including one for a first down. On special teams, Faison rushed the punter on a high snap, knocking the ball out of reach and allowing for a Notre Dame recovery at the Louisville four-yard line. It led to a Notre Dame touchdown on the following play.
- Faison made an impact on offense and special teams in the statement 51-14 win over No. 24 Navy. He led all receivers on the field with four receptions for 52 yards, including 25 yards-after-catch. In addition, he saw action on special teams, returning a kickoff 16 yards, the only Notre Dame kickoff return of the day.
- In the second quarter, Faison snagged a 17-yard pass on fourth-and-7, allowing the Irish to convert and keep the drive alive that would eventually result in a touchdown to put Notre Dame up 28-7. Later on in the quarter, he caught a 26-yard pass on first down to kick off an Irish field goal drive.

## IMPACT IN MULTIPLE PHASES

- **WR Jayden Harrison** was a first-team All-American as a kick returner at Marshall last season, finishing second in the country with a 30.7 yards-per-return average. He tied for the FBS lead with two kick return touchdowns in 2023.
- Harrison was all over the field for the Irish in the 35-14 win over Virginia, leading Irish receivers with 41 yards on the day (including a touchdown), returning two kickoff for 27 total yards, and posting a monumental special teams tackle.

- Harrison's special teams tackle came in the first quarter on a 64-yard punt by Irish punter James Rendell. Harrison sped down and made the tackle, only allowing a one-yard return. In the second quarter, Harrison snagged his first touchdown of the season on an eight-yard pass to put the Irish up 14-0.
- Entering 2024, Harrison had returned 60 kickoffs for 1,522 yards (25.4 yards per return average) and three touchdowns while catching 71 passes for 779 yards and four scores. In 2023, Harrison played in all 13 games for Marshall (started four), totaling 28 receptions for 410 yards (14.6 yards per reception) and a touchdown.
- Harrison was recognized as a finalist for the Jet Award in 2023 and has been named to watch lists for the Jet Award and the Hornung Award in 2024. He was named a Walter Camp, FWA and CBS Sports/247Sports.com First Team All-American in 2023.

## KRIS MITCHELL JOINS THE IRISH

- **WR Kris Mitchell** posted his first touchdown in an Irish uniform in the 49-7 victory over Stanford.
- A transfer from FIU, in 2023 Mitchell led CUSA and ranked in the Top 20 nationally in receiving yards (1,118 – 18th nationally) and receiving yards per game (93.2 – 13th nationally). He owns 100 career receptions for 1,663 yards and 11 touchdowns.
- In 2023, Mitchell played in all 12 games in 2023, finishing the season as FIU's leading receiver as he totaled 64 catches for 1,118 yards with seven touchdowns. He averaged 93.2 yards per game, recording at least one reception in all 12 games and multiple receptions in 11 games.

## JAYDEN THOMAS RETURNS

- **WR Jayden Thomas** recorded his first touchdown catch of the season in the 49-7 win over Stanford.
- Thomas entered the 2023 season as Notre Dame's leading returning receiver and served in that role in the first four games of the year, catching 12 passes for over 180 yards and a touchdown. Over the next six games, Thomas would deal with a nagging hamstring injury that dropped his production to five total catches.
- In 2022, Thomas posted 25 receptions for 361 yards and three touchdowns, with 14.4 yards per catch.

## MITCH-A-PALOOZA

- A Mackey Award semifinalist and slated to be one of the nation's top tight ends in 2024, **TE Mitchell Evans** had a breakout season in 2023 before being sidelined with an injury. He played in eight games as a junior, starting seven, and ended the season

# THE OFFENSE

as the team's top receiving target, averaging 52.8 yards per game. Through those eight games, Evans totaled 29 receptions for 422 yards and a touchdown during the season, averaging 14.6 yards per catch.

- Evans posted four catches for 34 yards and a touchdown in the 35-14 win over Virginia. It marks his second-consecutive week scoring a touchdown for the Irish.
- Evans' touchdown came when Evans caught a pass from Leonard a few yards short of the goal line, then powered through Virginia defenders and dove to the end zone for the score.
- Evans helped the Irish to a 52-3 victory over Florida State, posting two receptions for 21 yards and a touchdown, as well as playing a key role in the blocking game.
- The Irish regained the ball up 14-3 with less than two minutes remaining in the first half. After marching 65 yards, Evans snagged a pass in the back corner of the end zone, cementing momentum for the Irish leading into halftime, now up 21-3.
- Evans played a key role for the Irish in the statement 51-14 win over No. 24 Navy. Evans posted two catches for 25 yards. Both of his catches resulted in first downs, and both catches came on drives which ultimately scored points for the Irish.
- Evans played an important role in Notre Dame's 31-13 win over Georgia Tech, posting four catches for 26 yards, including 24 yards after catch, on the day.
- His four catches included one for a first down. He played a significant role in blocking for Notre Dame, helping pave the way for 168 rushing yards and 217 passing yards. He also played a role on special teams for the Irish.
- Evans delivered a key draw on Notre Dame's second touchdown of the day, luring two defenders away to ensure a path for quarterback Riley Leonard to rush into the end zone, allowing Notre Dame to take the lead which they would not relinquish.
- Evans made a mark in Notre Dame's dominant 66-7 win at Purdue, Purdue's largest defeat in program history. Evans caught three passes for 27 yards, two for third-down conversions of six yards or more. Both catches kept drives alive that led to touchdowns, one on the immediately-following play.
- To that point in the season, six of his seven receptions had been for first downs (86 percent), and four of Evans' seven receptions (57 percent) had been third-down conversions.
- Evans has garnered several national nods during

the 2024 preseason, including selections to watch lists for the Mackey, Biletnikoff and Lombardi Awards, as well as selections to All-America Second Teams by *Sporting News*, Associated Press and Pro Football Focus.

## THE STABLE

- The departure of NFL Draft pick Audric Estimé, who led the Irish in rushing in 2023 (1,341, good for fifth-most in program history), paves the way for sophomore running backs Jeremiyah Love and Jadarian Price to lead the Notre Dame rushers group.
- Both Price and Love have been named to the Doak Walker Award Watch List
- Nine Irish rushers combined for 362 yards at Purdue, one of five teams to rush for 360 or more yards that weekend, and one of two to do so against a Power 4 opponent.
- Notre Dame was the only FBS squad with three separate rushers at 86 or more rushing yards against a Power 4 defense that weekend, and one of just two FBS teams overall to achieve the feat that weekend.

## LOVE IT

- **RB Jeremiyah Love** has rushed for a touchdown in every single game this season, totaling 12 rushing touchdowns, in addition to a receiving touchdown. He is one of just three FBS players to have scored a rushing touchdown in each game this season, joining Iowa's Kaleb Johnson and Tennessee's Dylan Sampson. All three players have 10-game rushing touchdown streaks.
- Love's 10-game rushing touchdown streak is tied for the second-best streak in Notre Dame history with Jerome Bettis (1991) and Atry Denson (1998). The Notre Dame record is 11 by Wayne Bullock from 1973-74.
- Love put together a monster performance in the 35-14 win over Virginia, posting 16 carries for 137 yards and two touchdowns, including a 76-yard breakaway run for a score. The 137 total yards, and the 76-yard long, were both career-highs for Love. It marked his third-career 100-yard game.
- The sophomore scored the first touchdown of the day on a four-yard rush, ending Notre Dame's first drive. Midway through the third quarter, after a four-yard rush for a first down, Love broke through the middle for a 76-yard rush to put Notre Dame up 35-0. The rush was good for third-longest rush by an FBS player that weekend.
- Love was the only player that weekend to total both 137 rushing yards or more and two or more rushing touchdowns against a Power 4 opponent.

- Love notched his second-career 100-yard rushing game in Notre Dame's statement 51-14 win over No. 24 Navy. He totaled 12 carries for 102 yards and two touchdowns, his first-career game with multiple rushing touchdowns, including a 64-yard long scoring run (the longest of his career). He also played a role in the pass game, snagging a reception, and led the Irish in all-purpose yards on the day.
- The running back room was on full display in the 66-7 win at Purdue. Love notched his first-career 100-yard rushing game in the win, the largest win by a team over Purdue in Purdue's history. Love totaled 109 rushing yards and a touchdown, adding 18 yards in the air. His 127 all-purpose yards led all players in the game.
- Love sealed the 23-13 victory for No. 7 Notre Dame at No. 20 Texas A&M with a 21-yard rushing TD in the final minutes of the game. Love led all rushers at Kyle Field with 91 yards on 14 carries, averaging 6.5 yards per carry. He also added a reception for three yards on Notre Dame's first offensive play of the evening. Price scored Notre Dame's first touchdown of the win at Texas A&M, a 47-yard jaunt.
- With 6:23 remaining in the game and a 13-13 tie score, Love joined quarterback Riley Leonard and the Irish offense on an eight-play, 85-yard drive on which Love posted 36 rushing yards, including a 21-yard touchdown rush, breaking multiple tackles. The go-ahead touchdown allowed for an Irish victory.
- Love led Irish rushers vs. Northern Illinois with 11 carries for 79 yards and a touchdown. His score came after a gravity-defying hurdle by Love to score on a 34-yard long rush.
- A true freshman running back in 2023, Love rushed for 385 yards on 71 carries, seeing at least three carries in all 13 games in 2023. He broke off two 30-yard runs, including a 36-yard scoring jaunt against Tennessee State.

## PRICE IS RIGHT

- **RB Jadarian Price** led the Irish in the 52-3 win over Florida State with seven carries for 95 yards, including a 65-yard touchdown rush to give the Irish a 14-3 lead.
- His touchdown rush was his third carry on three-consecutive plays, as he broke through Florida State's highly regarded defensive line for a 65-yard jaunt, evading a defender and staying in bounds to score. He had previously totaled 19 yards on the two immediately-preceding carries.
- Price produced a big game at Purdue, rushing for 86 yards, including a 70-yard touchdown rush to close the first half.
- Sidelined for his true freshman campaign in

## THE OFFENSE

2022 with an injury, Price flashed his big-play potential throughout the 2023 season. That potential included a touchdown run on his first career carry, a touchdown reception on his second career catch and a 99-yard kickoff return against No. 10 Southern Cal on his fifth career return opportunity. He capped the season by leading the Irish in rushing with 106 yards on 13 carries with one touchdown in the 40-8 Sun Bowl victory over No. 21 Oregon State.

### DEPTH

- Two true freshmen, **RB Aneyas Williams** and **RB Kedren Young**, have seen playing time as members of the multi-faceted Irish running backs room, with Williams seeing time as a third-down back for the Irish
- Williams scored his first-career touchdown to put Notre Dame up 49-7 in the win over Stanford. Young scored his first-career touchdown in the 51-14 win at No. 24 Navy.
- Williams recorded a career-long reception on the opening drive of the 52-3 win over Florida State, a 28-yard pass to convert on third down, eventually leading to a Notre Dame touchdown.
- A jack-of-all-trades running back who transferred from Penn State in 2023, graduate **RB Devyn Ford** immediately established himself as one of Notre Dame's top special teams players. He returned seven kickoffs, rushed eight times for 44 yards, caught four passes for 34 yards and a touchdown and made four special teams tackles in 2023.
- Sophomore **RB Gi'Bran Payne** suffered a spring injury that will sideline him for the 2024 season. In 2023, Payne led the team with 11 third-down conversions. He finished the year with 45 carries for 168 yards and two touchdowns, while also catching nine passes for 58 yards and two scores.

### THE TRENCHES

- Notre Dame's offensive line presents some new faces in 2024 with the departures of NFL Draftees Joe Alt and Blake Fisher.
- Pat Coogan, Ashton Craig, Billy Schrauth, Tosh Baker, Rocco Spindler and Charles Jagusah own starting experience. Jagusah will miss 2024 with a torn right pectoralis muscle.
- Variations in offensive line structure from week to week are not uncommon for the Irish, who are traditionally a perennial standard in OL play.
- In the last five seasons, Notre Dame has employed at least two variations in offensive line personnel for its starters in each season. The Irish saw three offensive line makeups in 2023, two in 2022, six in

2021, five in 2020 and three in 2019.

- With three new starters on the offensive line, the Irish have continued their standard of trench play. Notre Dame ties for the lead all Power 4 teams in yards-per-carry (6.0) and ranks tied for fourth among all FBS teams. With 32 rushing touchdowns, the Irish rank tied for second among all Power 4 teams and fifth among all FBS teams in rushing touchdowns per game (3.2).
- Irish linemen Aamil Wagner, Sam Pendleton and Anthonie Knapp all made their starting debuts in the 23-13 victory at No. 20 Texas A&M.
- Coogan and Spindler made their first starts of 2024 against Miami due to injuries to Craig and Schrauth.
- The Irish O-Line paved the way for Notre Dame's 448 yards of total offense in the 35-14 win over Virginia. The Irish rushed for 234 yards on the day, posting two rushing touchdowns, while quarterback Riley Leonard passed for 214 yards and three touchdowns.
- Notre Dame dominated the time of possession battle, controlling the ball for 34:36 minutes of play.
- In the 52-3 win over Florida State, Notre Dame's offense racked up 453 total yards and was 5-5 in the red zone, with 201 rushing yards and four rushing touchdowns on the day as a team.
- Schrauth returned to the starting lineup in the 51-14 win at No. 24 Navy. The line paved the way for 466 yards of total offense, 265 on the ground and 201 in the air. Irish rushers ran for four touchdowns, including two from running back Jeremiah Love, and the Irish were 5-6 in the red zone (missed field goal). The line gave up only one sack on the day, allowing quarterback Riley Leonard to pass for 178 yards and two touchdowns, and rush for 83 yards and a touchdown.
- Coogan snagged the first catch of his career on a tipped pass, executing a one-handed grab, gained 11 yards and earned a first down for the Irish, in the 49-7 win over Stanford.
- Spindler and Coogan were called into action in the dominant 66-7 win over Purdue when Craig and Schrauth left the game with injuries.
- The offensive line paved the way for nine Irish rushers to combine for 362 yards vs. Purdue, one of five teams to rush for 360 or more yards that weekend, and one of two to do so against a Power 4 opponent. Sophomore running back Jeremiah Love and senior quarterback Riley Leonard both reached the 100-yard rushing mark, while sophomore running back Jadarian Price totaled 86 rushing yards.
- Notre Dame was the only FBS squad with three

separate rushers at 86 or more rushing yards against a Power 4 defense that weekend, and one of just two FBS teams overall to achieve the feat that weekend.

- The Irish were dominant, earning 35:43 minutes in time of possession on the day, outpacing the Boilermakers 578 offensive yards to 162 offensive yards. Notre Dame's 42-point lead at halftime was the largest lead by a road team among any FBS team this season, and the largest since Oregon in 2023 at Arizona State.
- While Notre Dame's special teams feature new

## SPECIAL TEAMS

faces at all three specialist positions, special teams coordinator Marty Biagi enters his second season with the Irish.

- Graduate **K Mitch Jeter** and senior **P James Rendell** both made their Irish debuts in the 23-13 season-opener at Texas A&M.
- Notre Dame ranks second nationally (tied) in blocked kicks (5) and seventh in kickoff return defense (15.60).
- Rendell posted the most productive game of his career in the 35-14 win over Virginia, punting five times for an average of 47.6 yards per punt, with a 64-yard long. He dropped four of five punts within the 20-yard line.
- Rendell's first punt of the game was his 64-yarder, his longest punt of the season. Virginia was only able to muster a one-yard return on the punt. The 64-yard punt was the sixth-longest punt by an FBS player this weekend.
- Virginia attempted to return four of the five punts, but only totaled 10 yards of punt returns, credit to Rendell's hangtime and skill to allow Notre Dame to cover.
- Rendell was pressed into service early, punting on four-consecutive drives in the first half. On those four punts, Rendell pinned the Cavaliers to start their drives on their own 14.25 yard-line, on average.
- The Irish got a hand on two punts vs. Florida State, one from S Adon Shuler and one from LB Preston Zinter.
- The Irish made a mark stealing plays in the 31-13 win at Georgia Tech, successfully executing a fake punt for a first down, blocking a field goal, faking a field goal and turning a Georgia Tech muffed snap into a 15-yard loss on a field goal attempt.
- The fake punt was executed by TE Davis Sherwood, WR Jayden Harrison and RB Jeremiah Love.
- True freshmen made an impact on special teams in the win over Georgia Tech, as DL Bryce Young blocked his second field goal of the season, while



# SPECIAL TEAMS

CB Leonard Moore covered the muffed field goal snap to notch a 16-yard TFL.

- Jeter connected on seven extra points, going 1-1 on a 42-yard field goal, and seven kickoffs with five touchbacks (64.6 avg.), helping Notre Dame to a historic 66-7 win at Purdue, the largest margin of defeat in Purdue history. Jeter was perfect on the day and racked up 11 kicking points
- Jeter connected on three-of-three field goals at Texas A&M, two for 46 yards and one for 26 yards, and two extra points for a perfect evening at Kyle Field. Jeter's 11 kicking points on the evening were the second-most by any kicker that weekend facing a Top 25 opponent. With two field goals over 40 yards, Jeter was one of two kickers that weekend with two field goals of 40+ yards made against a Top 25 team. Of the 15 kickers that weekend who made two or more field goals over 40 yards this weekend, Jeter was one of 10 who were perfect on all their kicking attempts, and one of six who earned a perfect field goal percentage on three or more attempts
- Rendell punted five times and averaged 42.8 yards

per punt in his first-ever American football game vs. Texas A&M. The Australia native notched a 49-yard long while dropping three of his five punts inside the 20 with zero touchbacks. Of his five punts, four were over 40 yards, and all placed Texas A&M at their own 37-yard line or further. Only two ensuing A&M drives resulted in scores.

- In 2023, Notre Dame scored touchdowns on four different special teams plays (a blocked field goal, a kickoff return touchdown, a punt return touchdown and a fumbled punt return recovered for a touchdown.
- Notre Dame's 64 PATs in 2023 were the most in a season in program history.
- The Irish boasted a 26.2-yard kickoff return average, which ranked fourth among all FBS teams in 2023.
- Mitch Jeter joins the Irish from South Carolina, where he ended the season as the Gamecocks' top point scorer. In 2023, he hit 12-of-14 field goal attempts and connected on 33-of-34 extra point attempts. He also handled kick off duties,

kicking off 63 times with 41 touchbacks, averaging 62.3 yards per kickoff. Jeter owns a career 92.0 percent field-goal rate (23-25), connecting on 77-80 extra points.

- James Rendell enters his first season of American football in 2024, joining Notre Dame after playing in the Victorian Football League for the Frankston Dolphins from 2019-23, where he was named team MVP for Frankston in 2021. Rendell trained with Prokick Australia, and is the son of the late Matt Rendell, a storied Australian Football League player who served as captain of Fitzroy from 1985-87 and won two club championships in 1982 and 1983.
- The Irish bring in a first-team all-american kickoff returner in Marshall transfer Jayden Harrison, who finished second in the country with a 30.7 yards-per-return average in 2023. He tied for the FBS lead with two kick return touchdowns in 2023. Throughout his career Harrison has returned 60 kickoffs for 1,522 yards (25.4 yards per return average) and three touchdowns

## 2024

### 2024 SCHEDULE/RESULTS

Date	ND Rank	Opp Rank	Opponent	Location	W/L	Score	Att	Leading Rusher	Leading Passer	Leading Receiver	Leading Tackler
8-31	7/7	20/20	at Texas A&M	Kyle Field	W	23-13	107,315	Love (91)	Leonard (158)	Collins (62)	Kiser (8)
9-7	5/7		Northern Illinois	Notre Dame Stadium	L	14-16	77,622	Love (79)	Leonard (163)	Collins (45)	Watts (8)
9-14	18/19		at Purdue	Ross-Ade Stadium	W	66-7	61,441	Love (109)	Leonard (112)	Raridon (30)	Heard II/Onye (4)
9-21	17/18		Miami (OH)	Notre Dame Stadium	W	28-3	77,622	Leonard (143)	Leonard (154)	Collins (60)	Traore/Kiser (5)
9-28	16/14	15/17	Louisville	Notre Dame Stadium	W	31-24	77,622	Leonard (52)	Leonard (163)	Greathouse (61)	Moore (7)
10-12	11/12		Stanford	Notre Dame Stadium	W	49-7	77,622	Love (53)	Leonard (229)	Collins (85)	Bowen (7)
10-19	12/11		at Georgia Tech	Mercedes-Benz Stadium	W	31-13	59,021	Price (69)	Leonard (203)	Love (57)	Bowen (9)
10-26	12/11	24/24	at Navy	MetLife Stadium	W	51-14	76,112	Love (102)	Leonard (178)	Faison (52)	Kiser/Sneed (9)
11-9	10/8/10		Florida State	Notre Dame Stadium	W	52-3	77,622	Price (95)	Leonard (215)	Greathouse (66)	Kiser (6)
11-16	8/7/8		Virginia	Notre Dame Stadium	W	35-14	77,622	Love (137)	Leonard (214)	Harrison (41)	Hinish/Mills/Shuler (4)
11-23	6/6/6	18/17/19	Army	Yankee Stadium							
11-30			at Southern Cal	LA Memorial Coliseum							

### NOTRE DAME SEASON NOTES

- Notre Dame will play at three professional sports stadiums in 2024: Yankee Stadium, Mercedes-Benz Stadium and MetLife Stadium
- Notre Dame is one of two schools in the country scheduled to play at three former Super Bowl sites this season (that do not serve as their home stadium) with games scheduled at Mercedes-Benz Stadium, MetLife Stadium and the Los Angeles Coliseum. They are joined by Navy, their opponent for the game at MetLife Stadium. Navy will also play at Raymond James Stadium and Rice Stadium in 2024.
- See page 28 for more information on games played in NFL stadiums.
- The Irish will again take part in the Shamrock Series in 2024, playing a home game away from home, this season vs. Army at Yankee Stadium. Notre Dame is 18-6-3 at Yankee Stadium and 11-0 in the Shamrock Series. .

# OPPONENT NOTES

## THE LAST TIME - ARMY

### Nov. 12, 2016 - Alamodome (San Antonio, Texas)

The University of Notre Dame football team improved to 4-6 on the season with a 44-6 victory over Army (5-5) in a Shamrock Series game at the Alamodome in San Antonio, Texas on Saturday afternoon. The Irish utilized a balanced attack to take down the Black Knights, rushing for 261 yards while passing for an additional 215 yards.

DeShone Kizer threw three touchdowns in the contest and rushed for an additional 72 yards. Two of Kizer's scoring tosses ended up in the hands of native Texan Durham Smythe in the first half.

Notre Dame seized the momentum of the game on the opening kickoff, which was returned for a touchdown by C.J. Sanders and the Irish never looked back. The score was 21-0 at the end of the first quarter and 38-6 at halftime. The 32 point advantage at halftime was the highest for the Irish since 2003.

Score by Quarters	Q1	Q2	Q3	Q4	Total
Army (5-5)	0	6	0	0	6
Notre Dame (4-6)	21	17	6	0	44

Qtr	Time	Scoring Play	V-H
1st	14:48	ND - Sanders 92 yd kickoff return (Yoon kick)	0-7
	10:00	ND - Stepherson 37 yd pass from Kizer (Yoon kick), 5-71 2:42	0-14
	03:44	ND - Adams 2 yd run (Yoon kick) 8-44 3:35	0-21
2nd	14:14	ARMY - Walker 2 yd run (Howard kick failed), 9-63 4:30	6-21
	09:34	ND - Smythe 10 yd pass from Kizer (Yoon kick), 9-71 4:40	6-28
	03:39	ND - Yoon 27 yd field goal, 9-49 4:22	6-31
	00:37	ND - Smythe 31 yd pass from Kizer (Yoon kick), 7-48 0:59	6-38
3rd	00:55	ND - Folston 4 yd run (Yoon kick failed), 5-37 1:39	6-44

### LEADERS - BOTH TEAMS

RUSHING	No.	Gain	Loss	Net	TD	LG	Avg
Folston (ND)	13	84	0	84	1	16	6.5
Woolfolk (ARMY)	11	95	0	95	0	40	8.6

PASSING	C-A-I	Yds	TD	Long	Sack
Kizer (ND)	17-28-1	209	3	37	0
McGue (ARMY)	2-3-1	13	0	9	1

RECEIVING	No.	Yds	TD	Long
Stepherson (ND)	5	75	1	37
Poe (ARMY)	1	9	0	9

### TEAM STATISTICS

	ARMY	ND
First Downs	10	31
Rushing Yards (Net)	229	261
Passing Yards (Net)	13	215
Total Offense	242	476
Penalties/Yards	7-68	7-35
Punts/Yards	4-158	0-0
Interceptions/Yards	1-14	1-2
Time of Possession	25:38	34:22
Third-down Conversions	3-11	10-13
Fourth-down Conversions	1-3	1-1

**TACKLES:** Onwualu (ND) - 12, Moss (ARMY) - 13

## 2024 STATISTICAL COMPARISON

### NATIONAL RANKINGS

	ND	ARMY
Rushing Offense	12th (216.7)	First (334.9)
Passing Offense	98th (199.0)	133rd (85.0)
Total Offense	47th (415.7)	45th (419.9)
Scoring Offense	11th (38.0)	22nd (35.2)
Rushing Defense	43rd (126.2)	Third (82.6)
Passing Defense	Second (150.9)	32nd (191.3)
Total Defense	Sixth (277.1)	Fifth (273.9)
Scoring Defense	Third (11.4)	Second (10.3)
Net Punting	62nd (39.46)	28th (41.11)
Punt Returns	113th (4.60)	110th (4.75)
Kickoff Returns	113th (17.27)	133rd (11.83)
Turnover Margin	Second (1.50)	Sixth (1.22)
Time of Possession	50th (30:46)	Second (34:52)

### NOTRE DAME VS. AAC OPPONENTS

Army.....	39-8-4
UAB.....	0-0
East Carolina.....	0-0
Florida Atlantic.....	0-0
Memphis.....	0-0
UNC Charlotte.....	0-0
Navy.....	82-13-1
North Texas.....	0-0
Rice.....	5-0
Temple.....	3-0
USF.....	1-1
UTSA.....	0-0
Tulane.....	8-0
Tulsa.....	0-1
<b>Totals .....</b>	<b>138-23-5</b>

## OPPONENT NOTES - ARMY

- Saturday will mark the 52nd meeting between Notre Dame and Army. It will be the tenth matchup in the series in which both teams are ranked, and the first such occurrence since 1958, when No. 3 Army bested No. 4 Notre Dame, 14-2.
- Notre Dame is 39-8-4 all-time against Army, with an 8-1 home record, 7-2-1 away record, and 24-5-3 record at neutral sites.
- Notre Dame is 138-23-5 all-time against the AAC, and 1-0 against the AAC in 2024.
- Saturday will be Notre Dame's Shamrock Series game. See page 27 for history of the Shamrock Series. This year's Shamrock Series will honor the 100th anniversary of the famed Four Horsemen.

## LOCAL CONNECTIONS

- Two Irish players hail from the state of New York: junior LS Rino Monteforte (North Babylon) and junior CB Mickey Brown (Southampton). Several Irish players hail from the nearby state of New Jersey: freshman S Adon Shuler (Irvington), graduate DL RJ Oben (Montclair), sophomore QB Steve Angeli (Westfield), graduate DL Howard Cross III (Paramus), senior TE Kevin Bauman (Red Bank), sophomore WR Alex Whitman (Highstown) and senior DL Quentin Autry (Millston).

# OPPONENT NOTES

**ARMY (39-8-4)**

H: 8-1-0; A: 7-2-1; N: 24-5-3


Site	Year	Rank	Result	ND	Opp
Away	1913		W	35	13
Away	1914		L	7	20
Away	1915		W	7	0
Away	1916		L	10	30
Away	1917		W	7	2
Away	1919		W	12	9
Away	1920		W	27	17
Away	1921		W	28	0
Away	1922		T	0	0
Ebbets Field, Brooklyn, NY	1923		W	13	0
Polo Grounds, Manhattan, NY	1924		W	13	7
Yankee Stadium, Bronx, NY	1925		L	0	27
Yankee Stadium, Bronx, NY	1926		W	7	0
Yankee Stadium, Bronx, NY	1927		L	0	18
Yankee Stadium, Bronx, NY	1928		W	12	6
Yankee Stadium, Bronx, NY	1929		W	7	0
Soldier Field, Chicago, IL	1930		W	7	6
Yankee Stadium, Bronx, NY	1931		L	0	12
Yankee Stadium, Bronx, NY	1932		W	21	0
Yankee Stadium, Bronx, NY	1933		W	13	12
Yankee Stadium, Bronx, NY	1934		W	12	6
Yankee Stadium, Bronx, NY	1935		T	6	6
Yankee Stadium, Bronx, NY	1936		W	20	6
Yankee Stadium, Bronx, NY	1937	18-	W	7	0
Yankee Stadium, Bronx, NY	1938	7-	W	19	7
Yankee Stadium, Bronx, NY	1939	4-	W	14	0
Yankee Stadium, Bronx, NY	1940	2-	W	7	0

Yankee Stadium, Bronx, NY	1941	6-14	T	0	0
Yankee Stadium, Bronx, NY	1942	4-19	W	13	0
Yankee Stadium, Bronx, NY	1943	1-3	W	26	0
Yankee Stadium, Bronx, NY	1944	5-1	L	0	59
Yankee Stadium, Bronx, NY	1945	2-1	L	0	48
Yankee Stadium, Bronx, NY	1946	2-1	T	0	0
Home	1947	1-9	W	27	7
Franklin Field, Philadelphia, PA	1957	12-10	W	23	21
Home	1958	4-3	L	2	14
Shea Stadium, Queens, NY	1965	7-	W	17	0
Home	1966	3-	W	35	0
Yankee Stadium, Bronx, NY	1969	15-	W	45	0
Home	1970	3-	W	51	10
Away	1973	8-	W	62	3
Home	1974	7-	W	48	0
Giants Stadium East Rutherford, NJ	1977	11-	W	24	0
Home	1980	5-	W	30	3
Giants Stadium East Rutherford, NJ	1983		W	42	0
Home	1985	-19	W	24	10
Giants Stadium East Rutherford, NJ	1995	17-	W	28	27
Home	1998	18-	W	20	17
Home	2006	6-	W	41	9
New Yankee Stadium Bronx, NY	2010		W	27	3
Shamrock Series, Alamodome, San Antonio, TX	2016		W	44	6

**SHAMROCK SERIES RECORD**

Date	Opponent	ND Rank	Opp Rank	Result	Site	Att.
10/31/2009	Washington State	25		W, 40-14	Alamodome, San Antonio, TX	53,407
11/20/2010	Army			W, 27-3	Yankee Stadium, Bronx, NY	54,251
11/12/2011	Maryland			W, 45-21	FedEx Field, Landover, MD	70,251
10/6/2012	Miami FL	10		W, 41-3	Soldier Field, Chicago, IL	62,871
10/5/2013	Arizona State		22	W, 37-34	AT&T Stadium, Arlington, TX	66,690
9/13/2014	Purdue	11		W, 30-14	Lucas Oil Stadium, Indianapolis, IN	56,832
11/21/2015	Boston College	5		W, 19-16	Fenway Park, Boston, MA	38,686
11/12/2016	Army			W, 44-6	Alamodome, San Antonio, TX	45,762
11/17/2018	Syracuse	3	12	W, 36-3	Yankee Stadium, Bronx, NY	48,104
9/25/2021	Wisconsin	12	18	W, 41-13	Soldier Field, Chicago, IL	59,571
10/8/2022	BYU		16	W, 28-20	Allegiant Stadium, Las Vegas, NV	62,742

- Notre Dame is 11-0 in Shamrock Series games.
- Both teams have been ranked in Shamrock Series games on two prior occasions - No. 3 Notre Dame vs. No. 12 Syracuse in 2018, and No. 12 Notre Dame vs. No. 18 Wisconsin in 2021.
- Yankee Stadium is one of three repeat hosts of the Shamrock Series, with the Alamodome and Soldier Field. Yankee Stadium will host its third Shamrock Series game on Saturday, the most of any venue.



# Shamrock Series

Vol. 12

Saturday, November 23, 2024

NYC



## THE SHAMROCK SERIES

- Saturday will mark the 12th installment of the Shamrock Series, during which Notre Dame hosts a game at a neutral site. While the game is counted as a neutral site game in statistics, Notre Dame serves as the home team.
- The 2024 Shamrock Series will commemorate the 100th anniversary of the Notre Dame vs. Army game at Yankee Stadium in 1924, which produced the most famous passage in the history of sports journalism - Grantland Rice's storied "Four Horsemen" article.
- Notre Dame wears specialty uniforms for each edition of the Shamrock Series. The 2024 uniforms are inspired by Grantland Rice's famous story, which begins, "Outlined against a blue, gray October sky the Four Horsemen rode again."

## THE FOUR HORSEMEN

It was 100 years ago that a dramatic nickname coined by a poetic sportswriter and the quick-thinking actions of a clever student publicity aide transformed the Notre Dame backfield of Stuhldreher, Crowley, Miller and Layden into the most fabled quartet in college football history.

Quarterback Harry Stuhldreher, left halfback Jim Crowley, right halfback Don Miller and fullback Elmer Layden had run rampant through Irish opponents' defenses since coach Knute Rockne devised the lineup in 1922 during their sophomore season. But the foursome needed some help from Grantland Rice, a sportswriter for the New York Herald-Tribune, to achieve football immortality. After Notre Dame's 13-7 victory over Army on October 18, 1924, Rice penned the most famous passage in the history of sports journalism.

"Outlined against a blue, gray October sky the Four Horsemen rode again."

"In dramatic lore they are known as famine, pestilence, destruction and death. These are only aliases. Their real names are: Stuhldreher, Miller, Crowley and Layden. They formed the crest of the South Bend cyclone before which another fighting Army team was swept over the precipice at the Polo Grounds this afternoon as 55,000 spectators peered down upon the bewildering panorama spread out upon the green plain below."

George Strickler, then Rockne's student publicity aide and later sports editor of the Chicago Tribune, made sure the name stuck. After the team arrived back in South Bend, he posed the four players, dressed in their uniforms, on the backs of four horses from a livery stable in town. The wire services picked up the now-famous photo, and the legendary status of the Four Horsemen was insured.

"At the time, I didn't realize the impact it would have," Crowley said later. "But the thing just kind of mushroomed. After the splurge in the press, the sports fans of the nation got interested in us along with other sportswriters. Our record helped, too. If we'd lost a couple, I don't think we would have been remembered."

After that win over Army, Notre Dame's third straight victory of the young season, the Irish were rarely threatened the rest of the year. A 27-10 win over Stanford in the 1925 Rose Bowl gave Rockne and Notre Dame the national championship and a perfect 10-0 record.

As it usually is with legends, the Four Horsemen earned their spot in gridiron history. Although none of the four stood taller than six feet and none of the four weighed more

than 162 pounds, the Four Horsemen might comprise the greatest backfield ever. As a unit, Stuhldreher, Crowley, Miller and Layden played 30 games and only lost to one team, Nebraska, twice.

Stuhldreher, a 5-7, 151-pounder from Massillon, Ohio, was a self-assured leader who not only could throw accurately but also returned punts and proved a solid blocker. He emerged as the starting signalcaller four games into his sophomore season in 1922. He was often labeled cocky, feisty and ambitious, but his field generalship was unmatched.

Crowley, who came to Notre Dame in 1921 from Green Bay, Wis., stood 5-11 and weighed 162 pounds. Known as "Sleepy Jim" for his drowsy-eyed appearance, Crowley outmaneuvered many a defender with his clever, shifty ballcarrying.

Miller, a native of Defiance, Ohio, followed his three brothers to Notre Dame. At 5-11, 160 pounds, Miller proved to be the team's breakaway threat. According to Rockne, Miller was the greatest open-field runner he ever coached.

Layden, the fastest of the quartet, became the Irish defensive star with his timely interceptions and also handled the punting chores. The 6-0, 162-pounder from Davenport, Iowa, boasted 10-second speed in the 100-yard dash.

After graduation, the lives of the Four Horsemen took similar paths. All began coaching careers with three of the four occupying top positions.

Layden coached at his alma mater for seven years and compiled a 47-13-3 record. He also served as athletic director at Notre Dame. After a business career in Chicago, Layden died in 1973 at the age of 70.

Crowley coached Vince Lombardi at Fordham before entering business in Cleveland. He died in 1986 at the age of 83.

Stuhldreher, who died in 1965 at the age of 63, became athletic director and football coach at Wisconsin.

Miller left coaching after four years at Georgia Tech and began practicing law in Cleveland. He was appointed U.S. District Attorney for Northern Ohio by President Franklin D. Roosevelt. Miller died in 1979 at the age of 77.

All four players eventually were elected to the National Football Foundation Hall of Fame - Layden in 1951, Stuhldreher in 1958, Crowley in 1966 and Miller in 1970.



**NOTRE DAME OPPOSING TEAM HOME FIELD ATTENDANCE RECORDS**

Opponent	Stadium	Att. Record	Date	ND Rank	Opp Rank	Outcome
Air Force	Falcon Stadium	56,409	10/19/2002	7	18	W, 21-14
BYU	LaVell Edwards Stadium	66,247	10/16/1993	3		W, 45-20
Georgia	Sanford Stadium	93,246	9/21/2019	7	3	L, 17-23
Louisville	L&N Stadium	59,081	10/7/2023	10	25	L, 20-33
Northwestern	Ryan Field	55,752	10/27/1962		3	L, 6-35
Michigan	Michigan Stadium	115,109	9/7/2013	14	17	L, 30-41
Michigan State	Spartan Stadium	80,401	9/22/1990	1	24	W, 20-19
Southern Cal	L.A. Memorial Coliseum	105,236	12/6/1947	1	3	W, 38-7
Georgia Tech	Bobby Dodd Stadium	56,680	9/2/2006	2		W, 14-10
Temple	Lincoln Financial Field	69,280	10/31/2015	9	21	W, 24-20

**NOTRE DAME ATTENDANCE RECORDS - NEUTRAL SITES**

Opponent	Stadium	Att.	Date	ND Rank	Opp Rank	Outcome
BYU	Allegiant Stadium	62,742	10/8/2022		16	W, 28-20
Alabama	Hard Rock Stadium	80,120	1/7/2013	1	2	L, 14-42
Southern Cal	Soldier Field	120,000	11/26/1927			W, 7-6
Boston College	Fenway Park	38,686	11/21/2015	5		W, 19-16
Navy	Aviva Stadium (Dublin, Ireland)	49,000	8/26/2023	13		W, 42-3
Syracuse	MetLife Stadium	76,802	9/27/2014	8		W, 31-15
Army	Yankee Stadium	54,251	11/20/2010			W, 27-3
Oregon State	Chase Field (Insight Bowl)	45,917	12/8/2004			L, 21-38
Army	Shea Stadium	61,000	10/9/1965	7		W, 17-0
Miami FL	Sun Bowl Stadium	54,021	12/31/2010			W, 33-17
Oregon State	Sun Bowl Stadium*	48,223	12/29/2023	15	21	W, 40-8

\*Sun Bowl Stadium was reconfigured in 2021 and the capacity crowd number dropped from Notre Dame's appearance in 2010.

**NOTRE DAME ATTENDANCE TOP 10 APPEARANCES**

Stadium	Opponent	Rank	Att.	Date	ND Rank	Opp Rank	Outcome
Cotton Bowl Stadium (Cotton Bowl)	Texas	2nd	76,601	1/2/1978	5	1	W, 38-10
Michie Stadium	Army	2nd	42,503	10/20/1973	8		W, 62-3
Tulane Stadium	Alabama	3rd	85,372	12/31/1973	3	1	W, 24-23
FedEx Stadium	Navy	3rd	78,844	11/14/1998	12		W, 30-0
Acrisure Field	Pitt	t-3rd	68,400	11/7/2015	8		W, 42-30
Kyle Field	Texas A&M	4th	107,315	8/31/2024	7	20	W, 23-13
Darrel K. Royal Stadium	Texas	4th	102,351	9/4/2016	10		L, 47-50 20T
M&T Bank Stadium	Navy	4th	70,932	11/15/2008			W, 27-21
Sun Devil Stadium (Fiesta Bowl)	Ohio State	4th	76,196	1/2/2006	5	4	L, 20-34
State Farm Stadium (Fiesta Bowl)	Ohio State	5th	71,123	1/1/2016	8	7	L, 28-44
Sun Devil Stadium (Fiesta Bowl)	Oregon St.	5th	75,428	1/1/2001	10	5	L, 9-41
Superdome (Sugar Bowl)	Georgia	5th	77,895	1/1/1981	7	1	L, 10-17
Acrisure Field	Pittsburgh	6th	66,451	9/3/2005		23	W, 42-21
Beaver Stadium	Penn State	6th	110,078	9/8/2007		14	L, 10-31
Memorial Stadium	Clemson	7th	84,982	10/3/2015	6	12	L, 22-24
Superdome (Sugar Bowl)	LSU	6th	77,781	1/3/2007	11	4	L, 14-41
Sun Devil Stadium (Fiesta Bowl)	W. Virginia	6th	74,911	1/2/1989	1	3	W, 34-21

for college football games in all facilities listed above

**NOTRE DAME ATTENDANCE NOTES**

- Since Notre Dame began to establish its national brand in the 1920s, the Fighting Irish have been a sure-fire ticket selling game where ever their football schedule takes the team. Notre Dame owns attendance records at 10 opponent home venues across the country - by far the most of any FBS team (Florida State and Miami each have four such record games).
- The Irish also own nine attendance records at active neutral site venues, which includes Allegiant Stadium, Soldier Field, Hard Rock Stadium, Aviva Stadium in Dublin, Ireland and Sun Bowl Stadium.
- Notre Dame also owns several top-10 attendance numbers at stadiums across the country, which includes some of the top attendance marks at the Cotton Bowl, Fiesta Bowl, Sugar Bowl and other notable venues.
- The 2023 contest between Notre Dame and Duke in Wallace Wade Stadium was the most-attended Blue Devil home game since Nov. 11, 1989.
- Notre Dame's visit to No. 25 Louisville in 2023 set a new L&N Stadium record at 58,081.
- After setting a Sun Bowl Stadium record 13 years ago with 54,021 fans for a victory over Miami FL in 2010, Sun Bowl Stadium underwent a reconfiguration to drop the attendance number. For the 2023 game with Oregon State, Notre Dame again set the facility record at 48,223.

**TELEVISION RATINGS**

Notre Dame was among the top-15 most-viewed games in each of the 10 weeks the Irish were on a linear broadcast in 2023 and was among the top six most-watched games in six of those seven weeks. Notre Dame's regular-season finale at Stanford was on the Pac-12 Network and was not eligible to be rated or measured.

The Sun Bowl victory over Oregon State drew 3.26 million viewers and a 1.8 rating and was the 15th-most viewed bowl game from Dec. 26 through Jan. 1.

**NOTRE DAME TELEVISION RATING WEEK-BY-WEEK**

Wk.	Opponent	Network	Rating	Viewers	CFB Rating Ranking That Week
12	Wake Forest	NBC	0.9	1.48M	13
9	Clemson	ABC	1.9	3.24M	6
8	Pittsburgh	NBC	1.1	1.89M	11
7	Southern Cal	NBC	3.4	6.43M	2
6	Louisville	ABC	2.8	5.12M	3
5	Duke	ABC	2.9	5.32M	3
4	Ohio State	NBC	5.1	9.98M	2
2	NC State	ABC	1.7	2.93M	6
1	Tenn. State	NBC	0.9	1.56M	15
0	Navy	NBC	1.9	3.56M	1

- The 23-13 win at No. 20 Texas A&M in 2024 was the most-watched Saturday night football game in two years - 8.2 million viewers (the most since Notre Dame/Ohio State in 2022 with 10.5 million), and ABC's most-streamed regular season college football game ever.

## NOTRE DAME AT YANKEE STADIUM

Notre Dame has played at Yankee Stadium on 27 occasions, owning a 18-6-3 record. The Irish are 15-5-3 against Army at Yankee Stadium. Notre Dame played two games at the Polo Grounds prior to Yankee Stadium, including the 1924 matchup with Army.

Year	Opponent	ND Rank	Result	Notes
1921	Rutgers		W, 48-0	Polo Grounds
1924	Army		W, 13-7	Polo Grounds
1925	Army		L, 0-27	
1926	Army		W, 7-0	
1927	Army		L, 0-18	
1928	Army		W, 12-6	
1929	Army		W, 7-0	
1931	Army		L, 0-12	
1932	Army		W, 21-0	
1933	Army		W, 13-12	
1934	Army		W, 12-6	
1935	Army		T, 6-6	
1936	Army		W, 20-6	
1937	Army	18	W, 7-0	
1938	Army	7	W, 19-7	
1939	Army	4	W, 14-0	
1940	Army	2	W, 7-0	
1941	No. 14 Army	6	T, 0-0	
1942	No. 19 Army	4	W, 13-0	
1943	No. 3 Army	1	W, 26-0	
1944	No. 1 Army	5	L, 0-59	
1945	No. 1 Army	2	L, 0-48	
1946	No. 1 Army	2	T, 0-0	
1949	North Carolina	1	W, 42-6	
1963	Syracuse		L, 7-14	
1969	Army	15	W, 45-0	
2010	Army		W, 27-3	Shamrock Series
2013	Rutgers	25	W, 29-16	Pinstripe Bowl
2018	No. 12 Syracuse	3	W, 36-3	Shamrock Series

## ESPN'S COLLEGE GAME DAY - NOTRE DAME ON THE ROAD

The Irish are tied for sixth all-time in Game Day appearances with 37 combining visits by the show on campus, on the road or at a Shamrock Series venue (2021 vs. Wisconsin at Soldier Field). Notre Dame is 17-20 all-time with Game Day appearing to celebrate the match up. Notre Dame's most recent appearance was on Aug. 31, 2024, at Texas A&M, which averaged 2.5 million viewers. It marked the show's most-watched regular season episode since 2016.

Date	Opponent	W/L	ND	Opp	Corso Pick	Notes
9-4-1999	No. 16 Notre Dame	No. 7 Michigan	L	22	26	n/a
11-6-1999	Notre Dame	No. 4 Tennessee	L	14	38	Tennessee
9-8-2001	No. 17 Notre Dame	No. 5 Nebraska	L	10	27	Nebraska
10-19-2002	No. 7 Notre Dame	No. 18 Air Force	W	21	14	Air Force
10-26-2002	No. 6 Notre Dame	No. 11 Florida State	W	34	24	Florida State
9-13-2003	No. 15 Notre Dame	No. 5 Michigan	L	0	38	Michigan
9-18-2004	Notre Dame	Michigan State	W	31	24	Notre Dame
11-27-2004	Notre Dame	No. 1 Southern Cal	L	10	41	Southern Cal
9-3-2005	Notre Dame	No. 23 Pittsburgh	W	42	21	Pittsburgh
9-2-2006	No. 2 Notre Dame	Georgia Tech	W	14	10	Notre Dame
11-25-2006	No. 6 Notre Dame	No. 2 Southern Cal	L	24	44	Southern Cal
9-10-2011	Notre Dame	Michigan	L	31	35	Michigan
10-27-2012	No. 5 Notre Dame	No. 8 Oklahoma	W	30	13	Oklahoma
11-24-2012	No. 1 Notre Dame	Southern Cal	W	22	13	Notre Dame
1-7-2013	No. 1 Notre Dame	No. 2 Alabama	L	14	42	Notre Dame
9-7-2013	No. 13 Notre Dame	No. 17 Michigan	L	30	41	Notre Dame
10-18-2014	No. 5 Notre Dame	No. 2 Florida State	L	27	31	Florida State
10-3-2015	No. 6 Notre Dame	No. 12 Clemson	L	22	24	Notre Dame
10-31-2015	No. 9 Notre Dame	No. 21 Temple	W	24	20	Notre Dame
11-11-2017	No. 3 Notre Dame	No. 7 Miami FL	L	8	41	Notre Dame
9-21-2019	No. 7 Notre Dame	No. 3 Georgia	L	17	23	Georgia
12-19-2020	No. 2 Notre Dame	No. 3 Clemson	L	10	34	Clemson
9-25-2021	No. 12 Notre Dame	No. 18 Wisconsin	W	41	13	Notre Dame
9-3-2022	No. 5 Notre Dame	No. 2 Ohio State	L	10	21	Ohio State
9-30-2023	No. 11 Notre Dame	No. 17 Duke	W	21	14	Notre Dame
8-31-2024	No. 7 Notre Dame	No. 20 Texas A&M	W	23	13	Notre Dame

## NOTRE DAME FOOTBALL AT BASEBALL STADIUMS

Notre Dame is 35-10-5 all-time in baseball stadiums.

Date	ND Rank	Opponent	Site	W/L/T	ND	Opp	Attendance (*Capacity)	Notes
11-10-1906		Indiana	Washington Park	L	0	12		
11-7-1908		Indiana	Washington Park	W	11	0		
10-30-1909		Pittsburgh	Forbes Field	W	6	0		
11-25-1909		Marquette	American Association Baseball Park	T	0	0		
11-4-1911		Pittsburgh	Forbes Field	T	0	0		
11-9-1912		Saint Louis	Sportsman's Park	W	47	7		
11-28-1912		Marquette	Comiskey Park	W	69	0	7,000	
11-14-1914		Carlisle	Comiskey Park	W	48	6		
11-1-1919		Indiana	Washington Park	W	16	3	5,000	
11-13-1920		Indiana	Washington Park	W	13	10	14,000	
10-29-1921		Indiana	Washington Park	W	28	7	10,000	
11-8-1921		Rutgers	The Polo Grounds	W	48	0	12,000	
11-25-1922		Carnegie Tech	Forbes Field	W	19	0	30,000	
10-13-1923		Army	Ebbets Field	W	13	0	30,000*	first game vs. Army played at a neutral site
11-24-1923		Carnegie Tech	Forbes Field	W	26	0	30,000	
11-29-1923		Saint Louis	Sportsman's Park	W	13	0	9,000	
10-18-1924		Army	The Polo Grounds	W	13	7	55,000*	The Four Horsemen Game
11-29-1924		Carnegie Tech	Forbes Field	W	40	19	35,000	
10-17-1925		Army	Yankee Stadium	L	0	27	65,000*	
11-13-1926		Army	Yankee Stadium	W	7	0	63,029*	
11-27-1926		Carnegie Tech	Forbes Field	L	0	19	45,000*	
11-12-1927		Army	Yankee Stadium	L	0	18	66,678*	
11-10-1928		Army	Yankee Stadium	W	12	6	78,188*	'Win One For The Gipper' game
11-30-1929		Army	Yankee Stadium	W	7	0	79,488*	
11-28-1931		Army	Yankee Stadium	L	0	12	75,559*	
11-26-1932		Army	Yankee Stadium	W	21	0	78,115*	
12-2-1933		Army	Yankee Stadium	W	13	12	73,594*	
11-24-1934		Army	Yankee Stadium	W	12	6	78,575*	
11-16-1935		Army	Yankee Stadium	T	6	6	71,114*	
11-14-1936		Army	Yankee Stadium	W	20	6	74,423*	
11-13-1937	18	Army	Yankee Stadium	W	7	0	76,359*	
10-29-1938	7	Army	Yankee Stadium	W	19	7	76,338*	
11-4-1939	4	Army	Yankee Stadium	W	14	0	62,632*	
11-2-1940	2	Army	Yankee Stadium	W	7	0	75,474*	
11-1-1941	6	No. 14 Army	Yankee Stadium	T	0	0	75,226*	
11-7-1942	4	No. 10 Army	Yankee Stadium	W	13	0	74,946*	
11-6-1943	1	No. 3 Army	Yankee Stadium	W	26	0	75,121*	
11-27-1943	1	Great Lakes	Comiskey Park	L	14	19	23,000*	
10-14-1944	1	Dartmouth	Fenway Park	W	64	0	38,167*	
11-11-1944	5	No. 1 Army	Yankee Stadium	L	0	59	75,142*	
11-10-1945	2	No. 1 Army	Yankee Stadium	L	0	48	74,621*	
11-9-1946	2	No. 1 Army	Yankee Stadium	T	0	0	74,121*	
11-12-1949	1	North Carolina	Yankee Stadium	W	42	6	67,000*	
10-5-1951	5	Detroit Mercy	Briggs Stadium	W	40	6	52,331	first night game in ND football history, record crowd in Detroit for football at the time
11-28-1963		Syracuse	Yankee Stadium	L	7	14	56,972	
10-9-1965	7	Army	Shea Stadium	W	17	0	61,000*	
10-11-1969	15	Army	Yankee Stadium	W	45	0	63,786*	
11-4-1972	12	Navy	Veterans Stadium	W	42	23	43,089	
11-2-1974	7	Navy	Veterans Stadium	W	14	6	48,634	
12-28-2004		Oregon State	Bank One Ballpark	L	21	38	45,917*	2004 Insight Bowl - (interim head coach Kent Baer)
11-20-2010		Army	Yankee Stadium	W	27	3	54,251*	Shamrock Series
12-28-2013	25	Rutgers	Yankee Stadium	W	29	16	47,122*	2013 Pinstripe Bowl
11-21-2015	5	Boston College	Fenway Park	W	19	16	38,686*	Shamrock Series
11-17-2018	3	No. 12 Syracuse	Yankee Stadium	W	36	3	48,104*	Shamrock Series

## COLLEGE FOOTBALL IN NFL STADIUMS

Notre Dame leads all FBS teams in number of different NFL stadiums played since 2016 (including 2024 schedule). This season alone, the Irish play in two: Mercedes-Benz Stadium (Atlanta Falcons) and Metlife Stadium (New York Giants and New York Jets). It marked the first time in program history that the Irish played in Mercedes-Benz Stadium.

Below is a list of teams which have played in six or more NFL stadiums since 2016, including stadiums that may no longer be NFL Stadiums in 2024, but were NFL stadiums at the time of the game played.

NFL Stadiums played since 2016	Team	Stadiums
<b>12</b>	<b>Notre Dame</b>	<b>Arizona, Atlanta, Baltimore, Carolina, Chicago, Dallas, Jacksonville, Las Vegas, Los Angeles (Coliseum), Miami, New York, Pittsburgh</b>
10	Clemson	Arizona, Atlanta, Carolina, Dallas, Jacksonville, Miami, New Orleans, Pittsburgh, San Francisco, Tampa Bay
8	BYU	Arizona, Las Vegas, Los Angeles (Coliseum), New England, New Orleans, San Diego, Tampa Bay, Washington
8	LSU	Atlanta, Arizona, Green Bay, Dallas, Houston, Las Vegas, New Orleans, Tampa Bay
8	Wisconsin	Carolina, Chicago, Dallas, Green Bay, Indianapolis, Las Vegas, Miami, Tampa Bay
7	Alabama	Atlanta, Dallas, Indianapolis, Miami, New Orleans, San Francisco, Tampa Bay
7	Georgia	Atlanta, Carolina, Indianapolis, Jacksonville, Los Angeles (SoFi), Miami, New Orleans
7	Georgia Tech	Atlanta, Detroit, Jacksonville, Miami, Philadelphia, Pittsburgh, Tampa Bay
7	Navy	Baltimore, Jacksonville, New England, New York, Philadelphia, Tampa Bay, Washington
7	Penn State	Arizona, Atlanta, Dallas, Detroit, Indianapolis, Pittsburgh, Tampa Bay
6	Cincinnati	Atlanta, Cincinnati, Dallas, Philadelphia, Pittsburgh, Tampa Bay
6	Florida	Atlanta, Dallas, Jacksonville, Las Vegas, Miami, Tampa Bay
6	Miami	Atlanta, Dallas, Miami, Philadelphia, Pittsburgh, Tampa Bay
6	Texas A&M	Carolina, Dallas, Denver, Houston, Jacksonville, Miami

Since 2016, Notre Dame will have played 16 games in NFL stadiums (including 2024), five postseason matchups and 11 regular-season contests. Note: L.A. Memorial Coliseum served as an NFL stadium from 2016-2019. Notre Dame has won its last four games played in NFL stadiums.

Date	Opponent	Site	Result	Notes
10-1-2016	Syracuse	MetLife Stadium	W, 50-33	
11-5-2016	Navy	Everbank Field	L, 27-28	
11-26-2016	Southern Cal	Los Angeles Memorial Coliseum	L, 27-45	
11-11-2017	Miami	Hard Rock Stadium	L, 8-41	
11-24-2018	Southern Cal	Los Angeles Memorial Coliseum	W, 24-17	
12-29-2018	Clemson	AT&T Stadium	L, 3-30	CFP Semifinal - Cotton Bowl Classic
10-24-2020	Pittsburgh	Heinz Field	W, 45-3	
12-19-2020	Clemson	Bank of America Stadium	L, 10-34	ACC Championship
1-1-2021	Alabama	AT&T Stadium	L, 14-31	CFP Semifinal - Rose Bowl Game
9-25-2021	Wisconsin	Soldier Field	W, 41-13	Shamrock Series
1-1-2022	Oklahoma State	State Farm Stadium	L, 35-37	Fiesta Bowl
10-8-2022	BYU	Allegiant Stadium	W, 28-20	Shamrock Series
11-12-2022	Navy	M&T Bank Stadium	W, 35-32	
12-30-2022	South Carolina	TIAA Bank Field	W, 45-38	Gator Bowl
10-19-2024	Georgia Tech	Mercedes-Benz Stadium	W, 31-13	
10-26-2024	Navy	Metlife Stadium	W, 51-14	



**NOTRE DAME IN CURRENT NFL STADIUMS**

Stadium	Appearances	W	L	NFL Team
Acrisure Stadium	2003, 2005, 2009, 2011, 2013, 2020 vs. Pitt	4	2	Pittsburgh Steelers (2001-current)
Allegiant Stadium	2022 vs. BYU	1	0	Las Vegas Raiders (2021-current)
AT&T Stadium	2013 vs. Arizona State, 2018 vs. Clemson (CFP Semifinal), 2020 vs. Alabama (CFP Semifinal)	1	2	Dallas Cowboys (2009-current)
Bank of America Stadium	2020 vs. Clemson (ACC Championship)	0	1	Carolina Panthers (1996-current)
Fed Ex Field	1998, 2014 vs. Navy, 2011 vs. Maryland	3	0	Washington Commanders (1997-current)
Hard Rock Stadium	2012 vs. Alabama (BCS National Championship), 2017 vs. Miami FL	0	2	Miami Dolphins (1987-current)
Lincoln Financial Field	2015 vs. Temple	1	0	Philadelphia Eagles (2003-current)
Lucas Oil Stadium	2014 vs. Purdue	1	0	Indianapolis Colts (2008-current)
Mercedes-Benz Stadium	2024 vs. Georgia Tech	1	0	Atlanta Falcons (2017-current)
MetLife Stadium	2010 vs. Navy, 2014, 2016 vs. Syracuse, 2024 vs. Navy	3	1	NY Giants/NY Jets (2010-current)
M&T Bank Stadium	2002, 2006, 2008, 2022 vs. Navy	4	0	Baltimore Ravens (1998-current)
Nissan Stadium	2014 vs. LSU (Music City Bowl)	1	0	Tennessee Titans (1999-current)
Soldier Field	1992, 1994 vs. Northwestern, 2012 vs. Miami FL, 2021 vs. Wisconsin	4	0	Chicago Bears (1971-2001, 2003-current)
State Farm Stadium	2015 vs. Ohio State (Fiesta Bowl), 2022 vs. Oklahoma State (Fiesta Bowl)	0	2	Arizona Cardinals (2006-current)
Superdome	1980 vs. Georgia (Sugar Bowl), 1991 vs. Florida (Sugar Bowl), 2006 vs. LSU (Sugar Bowl)	1	2	New Orleans Saints (1975-2004, 2006-current)
TIAA Bank Field	1998 vs. Georgia Tech (Gator Bowl), 2002 vs. NC State (Gator Bowl), 2016 vs. Navy, 2022 vs. South Carolina (Gator Bowl)	1	3	Jacksonville Jaguars (1995-current)
		26	15	

**NOTRE DAME IN FORMER NFL STADIUMS**

Briggs Stadium	1951 vs. Detroit Mercy	1	0		Detroit Lions (1941-74)
Cleveland Municipal Stadium	1952, 1976, 1978 vs. Navy	3	0		Cleveland Browns (1946-95)
Giants Stadium	1977, 1983, 1995 vs. Army, 1980, 1984, 1990, 1992, 2004 vs. Navy, 1989 vs. Virginia, 2002 vs. Maryland	10	0		NY Giants (1976-2009), NY Jets (1984-2009)
L.A. Memorial Coliseum	1947, 1948, 1950, 1951, 1953, 1955, 1956, 1958, 1960, 1962, 1964, 1966, 1968, 1970, 1972, 1974, 1976, 1978, 1982, 1984, 1986, 1988, 1990, 1992, 1994, 2016, 2018, 2022 vs. Southern Cal,	12	13	3	Los Angeles Rams (1946-79, 2016-19), Los Angeles Raiders (1982-94)
Memorial Stadium (Baltimore)	1947, 1948, 1949, 1954, 1958 vs. Navy	5	0		Baltimore Colts (1947-50, 1953-83)
Pitt Stadium	1964, 1965, 1967, 1969 vs. Pitt	4	0		Pittsburgh Steelers (1958-69)
Orange Bowl	1967, 1971, 1973, 1975, 1977, 1981, 1983, 1985 vs. Miami FL, 1972 vs. Nebraska (Orange Bowl), 1974 vs. Alabama (Orange Bowl)	6	4		Miami Dolphins (1966-86)
RCA Dome	1984 vs. Purdue	0	1		Indianapolis Colts (1984 - 2007)
Schaefer Stadium	1975 vs. Boston College	1	0		New England Patriots (1971-2001)
Veterans Stadium	1972, 1974, 1993 vs. Navy	3	0		Philadelphia Eagles (1971-2002)
Yankee Stadium	1969 vs. Army	1	0		NY Giants (1956-73)
		46	18	3	

**2024 HONORS AND AWARDS**

Freeman, Marcus	Allstate AFCA Good Works Team Honorary Head Coach	Hurleman, Max	Notre Dame Special Teams Player of the Game - Louisville	
	Dodd Trophy Watch List		Notre Dame Special Teams Player of the Game - Purdue	
Offensive Line	Joe Moore Award Semifinalist	Jeter, Mitch	Lou Groza Award Star of the Week - Week 1 (Texas A&M)	
Baker, Tosh	2025 Senior Bowl Watch List		2025 Senior Bowl Watch List	
Bauman, Kevin	Comeback Player of the Year Watch List		Notre Dame Special Teams Player of Game - Texas A&M	
Botelho, Jordan	Notre Dame Defensive Player of the Game - Purdue	Kiser, Jack	2024 Team Captain	
	East-West Shrine Bowl 1000 Watch List		William V. Campbell Trophy Finalist	
	2025 Senior Bowl Watch List		Allstate AFCA Good Works Team	
Bowen, Drayk	Notre Dame Defensive Player of the Game - Georgia Tech		Wuerffel Trophy Semifinalist	
Clark, Jordan	East-West Shrine Bowl 1000 Watch List		Freddie Solomon Community Spirit Award Finalist	
	2025 Senior Bowl Watch List		Campbell Trophy Semifinalist	
Collins, Beaux	East-West Shrine Bowl 1000 Watch List		Butkus Award Watch List	
	2025 Senior Bowl Watch List		East-West Shrine Bowl 1000 Watch List	
Coogan, Pat	2025 Senior Bowl Watch List		2025 Senior Bowl Watch List	
Cross III, Howard	Notre Dame Defensive Player of the Game - Stanford	Leonard, Riley	2024 Team Captain	
	Outland Trophy Player of the Week - Louisville		Top 25 Johnny Unitas Golden Arm Award	
	Outland Trophy Watch List		Davey O'Brien Quarterback Class of 2024	
	Nagurski Trophy Watch List		Davey O'Brien Award Great 8 - Navy	
	Bednarik Award Watch List		Notre Dame Offensive Player of the Game - Stanford	
	Walter Camp Player of the Year Watch List		Senior Bowl Offensive Player of the Week - Louisville	
	Lombardi Award Watch List		Davey O'Brien Award Great 8 - Louisville	
	Lott IMPACT Trophy Watch List		Notre Dame Offensive Player of the Game - Miami (OH)	
	East-West Shrine Bowl 1000 Watch List		Davey O'Brien Award Great 8 - Purdue	
	<i>Sporting News</i> Preseason All-America First Team		Notre Dame Offensive Player of the Game - Texas A&M	
	<i>USA TODAY</i> Preseason All-America First Team		Walter Camp Player of the Year Watch List	
	Walter Camp Preseason All-America First Team		Maxwell Award Watch List	
	Associated Press Preseason All-America First Team		Davey O'Brien Award Watch List	
	<i>The Athletic</i> Preseason All-America Second Team		Johnny Unitas Golden Arm Award Watch List	
	Pro Football Focus Preseason All-America Second Team		Jason Witten Collegiate Man of the Year Award Watch List	
	2025 Senior Bowl Watch List		Comeback Player of the Year Watch List	
Evans, Mitchell	Mackey Award Semifinalist	Love, Jeremiyah	Notre Dame Offensive Player of the Game - Navy	
	Mackey Award Watch List		Notre Dame Offensive Player of the Game - Georgia Tech	
	Biletnikoff Award Watch List		Notre Dame Offensive Player of the Game - Louisville	
	Lombardi Award Watch List		Notre Dame Offensive Player of the Game - Purdue	
	East-West Shrine Bowl 1000 Watch List		Doak Walker Award Watch List	
	<i>Sporting News</i> Preseason All-America Second Team		Mills, Rylie	2024 Team Captain
	Associated Press Preseason All-America Second Team			Outland Trophy Watch List
	Pro Football Focus Preseason All-America Second Team			Lombardi Award Watch List
2025 Senior Bowl Watch List	2025 Senior Bowl Watch List	Mitchell, Kris	Biletnikoff Award Watch List	
Faison, Jordan	Burlsworth Trophy Walk-On of the Week - Louisville		East-West Shrine Bowl 1000 Watch List	
Greathouse, Jaden	Earl Campbell Tyler Rose Award Watch List		2025 Senior Bowl Watch List	
Goins, Eric	Armed Forces Merit Award Finalist			
Harrison, Jayden	Paul Hornung Award Watch List			
	Jet Award Watch List			
	Walter Camp Preseason All-America Second Team			
	<i>Sporting News</i> Preseason All-America Second Team			
	<i>USA TODAY</i> Preseason All-America Second Team			

**Honors and Awards continued on next page**

**2024 HONORS AND AWARDS (CONT.)**

Morrison, Benjamin	2024 Team Captain
	Paycom Jim Thorpe Award Watch List
	Bednarik Award Watch List
	Lott IMPACT Trophy Watch List
	<i>Sporting News</i> Preseason All-America First Team
	ESPN Preseason All-America First Team
	<i>The Athletic</i> Preseason All-America First Team
	Pro Football Focus Preseason All-America First Team
	Walter Camp Preseason All-America Second Team
	<i>USA TODAY</i> Preseason All-America Second Team
	Associated Press Preseason All-America Second Team
	2025 Senior Bowl Watch List
	Oben, RJ
2025 Senior Bowl Watch List	
Price, Jadarian	Doak Walker Award Watch List
Rendell, James	Notre Dame Special Teams Player of the Game - Navy
Sherwood, Davis	Notre Dame Special Teams Player of the Game - Georgia Tech
Sneed, Jaylen	Notre Dame Defensive Player of the Game - Navy
Thomas, Jayden	2025 Senior Bowl Watch List
Thomas, Loghan	Notre Dame Special Teams Player of the Game - Stanford
Traore, Boubacar	Notre Dame Defensive Player of the Game - Miami (OH)
Viliamu-Asa, Kyngstonn	2024 Polynesian College Football Player of the Year Award Watch List
	2024 Shaun Alexander Freshman of the Year Watch List

Watts, Xavier	2024 Team Captain
	Walter Camp Player of the Year Semifinalist
	Chuck Bedarik Award Semifinalist
	Paycom Jim Thorpe Award Semifinalist
	Lott IMPACT Trophy Semifinalist
	Associated Press Midseason All-America First Team
	<i>The Sporting News</i> Midseason All-America Team
	Pro Football Focus Midseason All-America Team
	Athlon Sports Midseason All-America First Team
	<i>The Athletic</i> Midseason All-America First Team
	<i>CBS Sports</i> Midseason All-American First Team
	Notre Dame Defensive Player of the Game - Louisville
	Notre Dame Defensive Player of the Game - Texas A&M
	Walter Camp Player of the Year Watch List
	Nagurski Trophy Watch List
	Paycom Jim Thorpe Award Watch List
	Bednarik Award Watch List
	Walter Camp Preseason All-America First Team
	<i>Sporting News</i> Preseason All-America First Team
	Associated Press Preseason All-America First Team
	<i>USA TODAY</i> Preseason All-America Second Team
	ESPN Preseason All-America Second Team
	<i>The Athletic</i> Preseason All-America Second Team
East-West Shrine Bowl 1000 Watch List	
2025 Senior Bowl Watch List	
Young, Bryce	Notre Dame Special Teams Player of the Game - Miami (OH)

**COLLEGE FOOTBALL PLAYOFF TOP 25 (NOV. 19)**

**AP TOP 25**

Rk	Team (1st Place Votes)	Rec.	Points	Prev.
1	Oregon (62)	11-0	1550	1
2	Ohio State	9-1	1485	2
3	Texas	9-1	1413	3
4	Penn State	9-1	1319	4
5	Indiana	10-0	1310	5
6	NOTRE DAME	9-1	1191	8
7	Alabama	8-2	1130	9
8	Georgia	8-2	1113	11
9	Ole Miss	8-2	1083	10
10	Tennessee	8-2	953	6
11	Miami (FL)	9-1	945	12
12	Boise State	9-1	880	13
13	SMU	9-1	810	14
14	BYU	9-1	785	7
<b>15</b>	<b>Texas A&amp;M</b>	<b>8-2</b>	<b>687</b>	<b>15</b>
16	Colorado	8-2	583	18
17	Clemson	8-2	559	17
<b>18</b>	<b>Army</b>	<b>9-0</b>	<b>555</b>	<b>16</b>
19	South Carolina	7-3	444	23
20	Tulane	9-2	323	25
21	Arizona State	8-2	322	RV
22	Iowa State	8-2	256	RV
23	UNLV	8-2	125	RV
24	Illinois	7-3	74	NR
25	Washington State	8-2	61	19

**AFCA TOP 25**

Rk	Team (1st Place Votes)	Rec.	Points	Prev.
1	Oregon (55)	11-0	1375	1
2	Ohio State	9-1	1316	2
3	Texas	9-1	1263	3
4	Penn State	9-1	1158	5
5	Indiana	10-0	1109	6
6	NOTRE DAME	9-1	1096	7
7	Alabama	8-2	996	9
8	Georgia	8-2	993	10
9	Ole Miss	8-2	984	11
10	Miami (FL)	9-1	847	12
11	Tennessee	8-2	823	4
12	SMU	9-1	744	13
13	Boise State	9-1	714	13
<b>14</b>	<b>Texas A&amp;M</b>	<b>8-2</b>	<b>646</b>	<b>15</b>
15	BYU	9-1	633	8
16	Clemson	8-2	569	16
<b>17</b>	<b>Army</b>	<b>9-0</b>	<b>509</b>	<b>17</b>
18	Colorado	8-2	464	20
19	South Carolina	7-3	379	23
20	Tulane	9-2	280	RV
21	Iowa State	8-2	268	25
22	Arizona State	8-2	251	RV
23	UNLV	8-2	93	RV
24	Memphis	9-2	77	RV
25	Kansas State	7-3	67	19

Rk	Team	Rec.	Prev.
1	Oregon	11-0	1
2	Ohio State	9-1	2
3	Texas	9-1	3
4	Penn State	9-1	4
5	Indiana	10-0	5
6	NOTRE DAME	9-1	8
7	Alabama	8-2	10
8	Miami (FL)	9-1	9
9	Ole Miss	8-2	11
10	Georgia	8-2	12
11	Tennessee	8-2	7
12	Boise State	9-1	13
13	SMU	9-1	14
14	BYU	9-1	6
<b>15</b>	<b>Texas A&amp;M</b>	<b>8-2</b>	<b>15</b>
16	Colorado	8-2	17
17	Clemson	8-2	20
18	South Carolina	7-3	21
<b>19</b>	<b>Army</b>	<b>9-0</b>	<b>24</b>
20	Tulane	9-2	25
21	Arizona State	8-2	NR
22	Iowa State	8-2	NR
23	Missouri	7-3	23
24	UNLV	8-2	NR
25	Illinois	7-3	NR

Others receiving votes: Missouri 56, Memphis 38, Kansas St. 36, Syracuse 21, **Louisville 15**, Pittsburgh 6, LSU 6, Louisiana-Lafayette 5, Vanderbilt 4, Colorado St. 2, Duke 2, James Madison 2, **Georgia Tech 1**.

Others receiving votes: Washington State 65; Illinois 56; Missouri 44; Syracuse 18; James Madison 11; Duke 9; Pittsburgh 7; Louisiana 5; **Louisville 2**; Vanderbilt 1; Sam Houston 1; LSU 1; Colorado State 1.

The first College Football Playoff Rankings were released on Tuesday, November 5, and will be updated each following Tuesday, until Selection Sunday on December 8.

**bold** - 2024 Notre Dame opponents

**IRISH IN THE NFL - WEEK 11**

Arizona Cardinals	OLB Julian Okwara
Atlanta Falcons	LB JD Bertrand
	DE Khalid Kareem
Baltimore Ravens	OT Ronnie Stanley
	S Kyle Hamilton
Carolina Panthers	LS JJ Jansen
	TE Tommy Tremble
Chicago Bears	LS Scott Daly
	TE Cole Kmet
Cleveland Browns	LB Jeremiah Owusu-Koramoah - IR
Dallas Cowboys	K Brandon Aubrey
	LB Marist Liufau
	RG Zack Martin
Denver Broncos	RB Audric Estimé
	RT Mike McGlinchey
Detroit Lions	S Brandon Joseph
	TE Brock Wright
	DL Chris Smith - PS
Houston Texans	OT Blake Fisher
	DT Kurt Hinish
	C/G Jarrett Patterson
Indianapolis Colts	LG Quenton Nelson
Kansas City Chiefs	LB Drue Tranquill
	K Spencer Shrader

Las Vegas Raiders	S Thomas Harper
	TE Michael Mayer
Los Angeles Chargers	OT Joe Alt
	S Alohi Gilman
	CB Cam Hart
	C Sam Mustipher
Los Angeles Rams	RB Kyren Williams
Miami Dolphins	OL Liam Eichenberg
	TE Durham Smythe
Minnesota Vikings	S Harrison Smith
	DL Jerry Tillery
New Orleans Saints	DE Isaiah Foskey
	K Blake Grupe
	WR Equanimeous St. Brown - PS
	WR Kevin Austin Jr.
Pittsburgh Steelers	WR Ben Skowronek
	OLB Adetokunbo Ogundeji - PS
San Francisco 49ers	LG Aaron Banks
	CB Nick McCloud
Seattle Seahawks	S Julian Love
Tampa Bay Buccaneers	C Robert Hainsey
Washington Commanders	DE Javontae Jean-Baptiste - IR
	DT Sheldon Day
	QB Sam Hartman - PS

**WEEK 11 HIGHLIGHTS**

- The Irish had 41 players on active NFL rosters for Opening weekend, the fourth-most of any school in the country.
- Ravens S Kyle Hamilton totaled 10 tackles, including a solo fourth-down stop, against Pittsburgh.
- Broncos RB Audric Estimé totaled six rushes for 16 yards and three receptions for nine yards, executing a viral-moment hurdle in the win over Atlanta.
- Lions TE Brock Wright snagged a touchdown pass in the win vs. Jacksonville.
- Chiefs K Spencer Shrader made his debut on the Kansas City roster, going 3-3 on PATs at Buffalo.
- Rams RB Kyren Williams posted 15 rushes for 86 yards in the win at New England.
- Vikings S Harrison Smith hauled in an interception and posted two pass deflections and three tackles in the win at Tennessee.
- Seahawks S Julina Love posted nine tackles, including a TFL, in the win at San Francisco.

**STARTER HISTORY**

**OFFENSE**

Name	Pos.	2024	Streak	Career
Beaux Collins	TE	10	10	37*
Riley Leonard	QB	10	10	31*
Jeremiah Love	RB	10	11	11
Anthonie Knapp	OL	10	10	10
Aamil Wagner	OL	10	10	10
Kris Mitchell	WR	8	5	33*
Pat Coogan	OL	7	7	20
Rocco Spindler	OL	7	7	17
Mitchell Evans	TE	6	6	21
Jaden Greathouse	WR	6	2	11
Billy Schrauth	OL	6	3	9
Eli Raridon	TE	2	0	5
Sam Pendleton	OL	7	0	7
Cooper Flanagan	TE	4	0	6
Ashton Craig	OL	3	0	6
Jordan Faison	WR	2	0	4
Jayden Harrison	WR	2	0	9*
Jayden Thomas	WR	0	0	12
Tosh Baker	OL	0	0	4
Tyler Buchner (now a WR)	QB	0	0	4*
Davis Sherwood	TE	0	0	2
Steve Angeli	QB	0	0	1
Charles Jagusah	OL	0	0	1
Deion Colzie	WR	0	0	1
Max Hurleman (now a CB)	RB	0	0	23*

\*Includes games started at another program

**DEFENSE**

Name	Pos.	2024	Streak	Career
Rylie Mills	DL	10	26	33
Jack Kiser	LB	10	11	28
Xavier Watts	S	10	27	27
Drayk Bowen	LB	10	10	10
Adon Shuler	S	10	10	10
RJ Oben	DL	9	2	42*
Christian Gray	CB	9	5	9
Jordan Clark	S	6	2	28*
Leonard Moore	CB	5	4	5
Joshua Burnham	DL	4	4	5
Donovan Hinish	DL	1	1	1
Howard Cross III	DL	9	0	30
Junior Tuihalamaka	LB	2	0	3
Jaiden Ausberry	LB	1	0	1
Benjamin Morrison	CB	6	0	26
Jaylen Sneed	LB	3	0	4
Jordan Botelho	LB	3	0	17
Boubacar Traore	DL	2	0	2
Rod Heard II	S	0	0	31*
Quentin Autry	DL	0	0	9*

\*Includes games started at another program

**CAREER STARTS BY POSITION**

WR	LT	LG	C	RG	RT	TE	WR or TE	QB	WR or TE	RB
Collins (37)	Knapp (10)	Schrauth (13)	Coogan (7)	Spindler (17)	Wagner (10)	Evans (21)	Greathouse (11)	Leonard (31)	Mitchell (33)	Love (1)
Thomas (12)	Baker (2)	Pendleton (7)	Craig (6)	Schrauth (6)	Baker (1)	Flanagan (6)	Harrison (9)	Angeli (1)	Raridon (3)	Hurleman (23)
Faison (3)	Jagusah (1)	Coogan (13)				Sherwood (2)	Raridon (2)	Buchner (4)	Faison (1)	
									Baker (1)	
									Bauman (1)	
DL	DL	DL	DL	LB/DB	LB	LB	CB	S	S	CB
Oben (42)	Cross III (30)	Mills (33)	Botelho (17)	Clark (28)	Bowen (10)	Kiser (12)	Gray (9)	Heard II (31)	Watts (27)	Morrison (26)
Autry (9)	Hinish (1)		Burnham (4)	Kiser (16)		Tuihalamaka (1)	Moore (1)	Shuler (10)		Moore (4)
Burnham (1)			Traore (2)	Sneed (4)						
			Tuihalamaka (2)	Ausberry (1)						



**NOTRE DAME 20+ YARD PLAYS**

YARDS	TYPE	PLAYER(S)	OPPONENT
79*	INT RT	Luke Talich	Florida State
76*	Rush	Jeremiyah Love	Virginia
70*	Rush	Jadarian Price	Purdue
65*	Rush	Jadarian Price	Florida State
64*	Rush	Jeremiyah Love	Navy
53*	Pass	Riley Leonard to Beaux Collins	Stanford
50*	Rush	Riley Leonard	Miami (OH)
48*	Rush	Jeremiyah Love	Purdue
47*	Rush	Jadarian Price	Texas A&M
46	INT RT	Adon Shuler	Virginia
43	Rush	Riley Leonard	Miami (OH)
42	Pass	Riley Leonard to Jaden Greathouse	Navy
42	Pass	Steve Angeli to Jayden Harrison	Purdue
39*	Rush	Jeremiyah Love	Stanford
38*	Pass	Riley Leonard to Beaux Collins	Miami (OH)
37*	Pass	Riley Leonard to Beaux Collins	Navy
36*	INT RT	Adon Shuler	Georgia Tech
34*	Rush	Riley Leonard	Florida State
34*	Pass	Riley Leonard to Jaden Greathouse	Louisville
34*	Rush	Riley Leonard	Purdue
34*	INT RT	Boubacar Traore	Purdue
34*	Rush	Jeremiyah Love	Northern Illinois
34	Pass	Riley Leonard to Jayden Harrison	Louisville
34	INT RT	Xavier Watts	Louisville
34	KOR	Jayden Harrison	Northern Illinois
32	Pass	Riley Leonard to Jeremiyah Love	Louisville
29	Rush	Steve Angeli	Purdue
29	Rush	Jeremiyah Love	Texas A&M
28	Pass	Riley Leonard to Aneayas Williams	Florida State
28	FM RT	Adon Shuler	Navy
28	Pass	Riley Leonard to Jaden Greathouse	Georgia Tech
28*	Pass	Steve Angeli to Cooper Flanagan	Purdue
26	Pass	Riley Leonard to Jaden Greathouse	Florida State
26	Pass	Riley Leonard to Jayden Harrison	Florida State
26	Pass	Riley Leonard to Jordan Faison	Navy
25	Pass	Riley Leonard to Jayden Harrison	Virginia
25	Pass	Riley Leonard to Jeremiyah Love	Georgia Tech
25	Pass	Riley Leonard to KK Smith	Stanford
25	Pass	Riley Leonard to Jeremiyah Love	Stanford
25	KOR	Jayden Harrison	Louisville
24	Rush	Riley Leonard	Navy
23	Rush	Jadarian Price	Georgia Tech
23	Pass	Riley Leonard to Jayden Thomas	Purdue
22	Pass	Riley Leonard to Jordan Faison	Florida State
22	Rush	Jeremiyah Love	Georgia Tech
21	Pass	Riley Leonard to Jayden Harrison	Florida State
21	Rush	Riley Leonard	Miami (OH)

\*TOUCHDOWN PLAY

21	KOR	Jayden Harrison	Northern Illinois
21	Rush	Jeremiyah Love	Purdue
21*	Rush	Jeremiyah Love	Texas A&M
20	Rush	Jadarian Price	Virginia
20	Pass	Riley Leonard to Jaden Greathouse	Florida State
20	Pass	Riley Leonard to Beaux Collins	Texas A&M

**OPPONENT 20+ YARD PLAYS**

YARDS	TYPE	PLAYER(S)	OPPONENT
83*	Pass	Ethan Hampton to Antario Brown	Northern Illinois
60	Rush	Blake Horvath	Navy
60	Pass	Zach Pyron to Abdul Janneh	Georgia Tech
52	Pass	Hudson Card to Kam Brown	Purdue
47*	Rush	Blake Horvath	Navy
47	FG BLK RT	Santana Banner	Northern Illinois
46	Rush	Tyler Shough	Louisville
43	Pass	Ethan Hampton to Antario Brown	Northern Illinois
38	Pass	Tony Muskett to Malachi Fields	Virginia
34	Pass	Tyler Shough to Caullin Lacy	Louisville
32	Pass	Blake Horvath to Alex Tecza	Navy
33	INT RT	Amariyun Knighten	Northern Illinois
31	KOR	Eric Singleton Jr.	Georgia Tech
28	Rush	Antario Brown	Northern Illinois
27	Pass	Antony Colandrea to Malachi Fields	Virginia
27	Rush	Samuel Singleton Jr.	Florida State
27	KOR	Eric Singleton Jr.	Georgia Tech
27	INT RT	Warren Burrell	Georgia Tech
27	Rush	Ashton Daniels	Stanford
27	Pass	Tyler Shough to Jamari Johnson	Louisville
27	Rush	Donald Chaney Jr.	Louisville
27	Pass	Tyler Shough to Ja'Corey Brooks	Louisville
25	Pass	Zach Pyron to Avery Boyd	Georgia Tech
25	KOR	Elijah Jackson	Purdue
24	KOR	Samuel Singleton Jr.	Florida State
24	Pass	Tyler Shough to Ja'Corey Brooks	Louisville
24	Pass	Tyler Shough to Caullin Lacy	Louisville
24	KOR	Terry Bussey	Texas A&M
22	KOR	Samuel Singleton Jr.	Florida State
22	Pass	Zach Pyron to Bailey Stockton	Georgia Tech
21	Pass	Blake Horvath to Brandon Chatman	Navy
21	Pass	Brett Gabbert to Cade McDonald	Miami (OH)
21	Pass	Hudson Card to Max Klare	Purdue
20	KOR	Eric Singleton Jr.	Georgia Tech
20	Rush	Zach Pyron	Georgia Tech
20	KOR	Eric Singleton Jr.	Georgia Tech
20	Pass	Zach Pyron to Jamal Hawes	Georgia Tech
20	Pass	Ashton Daniels to Ismael Cisse	Stanford
20	Rush	Isaac Brown	Louisville
20	Rush	Kevin Davis	Miami (OH)
20	KOR	Elijah Jackson	Purdue



**THIRD-DOWN CONVERSIONS**

Conversions are defined as rushing for or receiving a pass that picks up a first down on third or fourth down.

Name	Total	TAMU	NIU	Purdue	Miami OH	Lville	Stanford	Ga Tech	Navy	Fla St	UVA	Army	USC
Riley Leonard	9	1	1	1	1	1	1	2	1				
Jaden Greathouse	6	1					1		1	3			
Mitchell Evans	4		2	2									
Jayden Harrison	4			1	1	1					1		
Jeremiah Love	4							1	3				
Devyn Ford	2			1	1								
Kris Mitchell	2				1				1				
Aneyas Williams	2			1				1		1			
Kedren Young	2						1		1				
Beaux Collins	1						1						
Deion Colzie	1				1								
Justin Fisher	1									1			
Jadarian Price	1						1						
Eli Raridon	1						1						
Davis Sherwood	1								1				
Jayden Thomas	1			1									

**FOURTH-DOWN CONVERSIONS**

Name	Total	TAMU	NIU	Purdue	Miami OH	Lville	Stanford	Ga Tech	Navy	Fla St	UVA	Army	USC
Riley Leonard	5	1			1	1		1		1			
Jeremiah Love	3						1	1			1		
Jordan Faison	2								1	1			
Aneyas Williams	2										2		
Steve Angeli	1						1						
Tyler Buchner	1							1					
Devyn Ford	1						1						
Jayden Thomas	1					1							

**THIRD-DOWN STOPS**

Third-down stops defined as stopping opposing team short of the first-down marker, via tackle, a pass broken up, interception, forced fumble (or, if the fumble is unforced, the recovery by ND) or quarterback hurry, no matter if the first down was later earned on fourth down.

Name	Total	TAMU	NIU	Purdue	Miami OH	Lville	Stanford	Ga Tech	Navy	Fla St	UVA	Army	USC
Jaylen Sneed	9	2		1	1		1	1	2		1		
Xavier Watts	9				1	2		1	2		3		
Adon Shuler	8	1		2	1	1					2		
Drayk Bowen	7		1		1	1		2	2				
Rylie Mills	7		1				2	1		3			
Jordan Clark	7		1	1				1		3	1		
Leonard Moore	6					1	1	2		1	1		
Rod Heard II	5		1	1		2					1		
Kyngstonn Viliamu-Asa	5			2		1		1			1		
Howard Cross III	4	2						1	1				
Christian Gray	4	1	1							1	1		
Jack Kiser	4	1		1		1					1		
Boubacar Traore	4			3	1								
Jaiden Ausberry	3		1					1		1			
Jordan Botelho	3	1	1	1									
Joshua Burnham	3		2				1						
Donovan Hinish	3	1								1	1		
Benjamin Morrison	3				1	1	1						
Bryce Young	3						2			1			
Jason Onye	2		1	1									
Gabriel Rubio	2								1	1			
Karson Hobbs	1				1								
Max Hurleman	1								1				
Bodie Kahoun	1										1		
Ben Minich	1									1			
RJ Oben	1		1										
Tre Reader	1									1			
Grant Ristoff	1									1			
Luke Talich	1									1			
Laghan Thomas	1					1							
Junior Tuihalamaka	1				1								

**FOURTH-DOWN STOPS**

Name	Total	TAMU	NIU	Purdue	Miami OH	Lville	Stanford	Ga Tech	Navy	Fla St	UVA	Army	USC
Xavier Watts	4					3	1						
Christian Gray	2	1		1									
Leonard Moore	2							1	1				
Jaiden Ausberry	1		1										
Howard Cross III	1						1						
Rod Heard II	1					1							
Donovan Hinish	1					1							
Jack Kiser	1										1		
Ben Minich	1						1						
Adon Shuler	1				1								
Jaylen Sneed	1									1			
Laghan Thomas	1						1						
Kyngstonn Viliamu-Asa	1						1						

**NOTRE DAME SCORING DRIVES**

DATE	OPPONENT	QTR/TIME	SCORING PLAY	PLAYS-YDS	TIME	SCORE (ND-OPP)
Aug. 31	Texas A&M	1st/06:39	Mitch Jeter 46 yd FG	9-47	04:28	3-3
Aug. 31	Texas A&M	2nd/08:32	Mitch Jeter 26 yd FG	7-21	02:35	6-6
Aug. 31	Texas A&M	3rd/06:50	Jadarian Price 47 yd rush (Mitch Jeter kick)	4-63	02:05	13-6
Aug. 31	Texas A&M	4th/01:54	Jeremiyah Love 21 yd rush (Mitch Jeter kick)	8-85	04:29	20-13
Aug. 31	Texas A&M	4th/00:30	Mitch Jeter 46 yd FG	4-5	01:04	23-13
Sept. 7	Northern Ill.	1st/08:28	Riley Leonard 11 yd rush (Mitch Jeter kick)	13-75	06:25	7-0
Sept. 7	Northern Ill.	3rd/08:34	Jeremiyah Love 34 yd rush (Mitch Jeter kick)	6-64	02:43	14-13
Sept. 14	Purdue	1st/12:50	Jeremiyah Love 48 yd rush (Mitch Jeter kick)	5-75	02:10	7-0
Sept. 14	Purdue	1st/01:53	Riley Leonard 3 yd rush (Mitch Jeter kick)	11-82	05:43	14-0
Sept. 14	Purdue	2nd/08:24	Riley Leonard 34 yd rush (Mitch Jeter kick)	7-68	03:16	21-0
Sept. 14	Purdue	2nd/02:10	Riley Leonard 13 yd rush (Mitch Jeter kick)	10-77	04:54	28-0
Sept. 14	Purdue	2nd/01:32	Boubacar Traore 34 yard interception return (Mitch Jeter kick)		00:38	35-0
Sept. 14	Purdue	2nd/00:04	Jadarian Price 70 yd rush (Mitch Jeter kick)	1-60	00:37	42-0
Sept. 14	Purdue	3rd/12:41	Cooper Flanagan 28 yd pass from Steve Angeli (Mitch Jeter kick)	2-32	00:40	49-0
Sept. 14	Purdue	3rd/05:39	Mitch Jeter 42 yd FG	7-51	03:54	52-7
Sept. 14	Purdue	4th/14:52	Kevin Bauman 8 yd pass from Steve Angeli (Zac Yoakam kick)	7-52	03:43	59-7
Sept. 14	Purdue	4th/05:44	Kenny Minchey 5 yd rush (Zac Yoakam kick)	3-31	01:31	66-7
Sept. 21	Miami (OH)	2nd/03:33	Riley Leonard 8 yd rush (Mitch Jeter kick)	10-87	04:59	7-3
Sept. 21	Miami (OH)	2nd/01:05	Beaux Collins 38 yd pass from Riley Leonard (Mitch Jeter kick)	6-81	00:56	14-3
Sept. 21	Miami (OH)	3rd/04:17	Jeremiyah Love 15 yd rush (Mitch Jeter kick)	7-60	03:00	21-3
Sept. 21	Miami (OH)	4th/05:39	Riley Leonard 50 yd rush (Mitch Jeter kick),	5-69	02:34	28-3
Sept. 28	Louisville	1st/07:22	Jeremiyah Love 6 yd rush (Mitch Jeter kick),	12-75	06:08	7-7
Sept. 28	Louisville	1st/04:59	Jaden Greathouse 34 yd pass from Riley Leonard (Mitch Jeter kick)	4-53	02:05	14-7
Sept. 28	Louisville	1st/02:40	Riley Leonard 4 yd rush (Mitch Jeter kick)	1-4	00:03	21-7
Sept. 28	Louisville	2nd/03:46	Mitch Jeter 48 yd FG	4-6	02:14	24-14
Sept. 28	Louisville	4th/09:16	Jeremiyah Love 32 yd pass from Riley Leonard (Mitch Jeter kick),	5-75	02:09	31-17
Oct. 12	Stanford	1st/01:27	Riley Leonard 6 yd rush (Mitch Jeter kick),	12-75	05:22	7-7
Oct. 12	Stanford	2nd/07:46	Jayden Thomas 15 yd pass from Riley Leonard (Zac Yoakam kick),	7-52	03:21	14-7
Oct. 12	Stanford	2nd/01:11	Kris Mitchell 5 yd pass from Riley Leonard (Zac Yoakam kick)	9-56	02:37	21-7
Oct. 12	Stanford	3rd/12:12	Jadarian Price 16 yd rush (Zac Yoakam kick)	2-17	00:40	28-7
Oct. 12	Stanford	3rd/06:49	Jeremiyah Love 39 yd rush (Zac Yoakam kick)	4-83	01:23	35-7
Oct. 12	Stanford	3rd/01:29	Eli Raridon 5 yd pass from Riley Leonard (Zac Yoakam kick)	5-64	02:37	42-7
Oct. 12	Stanford	4th/09:17	Aneyas Williams 19 yd rush (Marcello Diomede kick)	11-60	05:25	49-7
Oct. 19	Georgia Tech	2nd/07:00	Riley Leonard 1 yd rush (Zac Yoakam kick)	14-75	08:00	7-7
Oct. 19	Georgia Tech	2nd/01:53	Riley Leonard 12 yd rush (Zac Yoakam kick)	5-68	02:51	14-7
Oct. 19	Georgia Tech	3rd/11:01	Jeremiyah Love 1 yd rush (Zac Yoakam kick)	6-60	03:10	21-7
Oct. 19	Georgia Tech	4th/10:01	Zac Yoakam 42 yd field goal	11-32	03:59	24-7
Oct. 19	Georgia Tech	4th/02:37	Adon Shuler 36 yd interception return	0-0	00:10	31-7
Oct. 26	Navy	1st/10:28	Riley Leonard 1 yd rush (Zac Yoakam kick)	9-75	04:32	7-0
Oct. 26	Navy	1st/05:44	Kris Mitchell 6 yd pass from Riley Leonard (Zac Yoakam kick)	3-7	01:19	14-0
Oct. 26	Navy	2nd/12:28	Jeremiyah Love 64 yd rush (Zac Yoakam kick)	3-75	01:05	21-7
Oct. 26	Navy	2nd/05:05	Jeremiyah Love 2 yd rush (Zac Yoakam kick)	9-40	04:57	28-7
Oct. 26	Navy	2nd/00:26	Zac Yoakam 32 yd FG	9-63	01:20	31-7
Oct. 26	Navy	3rd/05:35	Beaux Collins 37 yd pass from Riley Leonard (Zac Yoakam kick)	7-75	02:57	38-14
Oct. 26	Navy	3rd/04:18	Jaylen Sneed 0 yd fumble return (Eric Goins kick missed)	0-0	01:17	44-14
Oct. 26	Navy	4th/07:08	Kedren Young 4 yd rush (Zac Yoakam kick)	4-16	02:12	51-14

**NOTRE DAME SCORING DRIVES, CONTINUED**

DATE	OPPONENT	QTR/TIME	SCORING PLAY	PLAYS-YDS	TIME	SCORE (ND-OPP)
Nov. 9	Florida State	1st/13:17	Riley Leonard 34 yd rush (Mitch Jeter kick)	5-75	01:43	7-0
Nov. 9	Florida State	2nd/14:35	Jadarian Price 65 yd rush (Mitch Jeter kick)	3-84	01:05	14-3
Nov. 9	Florida State	2nd/00:17	Mitchell Evans 12 yd pass from Riley Leonard (Mitch Jeter kick)	12-77	01:31	21-3
Nov. 9	Florida State	3rd/09:38	Riley Leonard 6 yd rush (Mitch Jeter kick)	6-38	02:55	28-3
Nov. 9	Florida State	3rd/01:05	Mitch Jeter 28 yd FG	6-50	02:51	31-3
Nov. 9	Florida State	4th/10:53	Jeremiyah Love 1 yd rush (Mitch Jeter kick)	7-65	03:51	38-3
Nov. 9	Florida State	4th/04:06	Deion Colzie 7 yd pass from Steve Angeli (Mitch Jeter kick)	8-57	04:20	45-3
Nov. 9	Florida State	4th/01:23	Luke Talich 79 yd interception return (Mitch Jeter kick)	-	02:43	52-3
Nov. 16	Virginia	1st/13:04	Jeremiyah Love 4 yd rush (Mitch Jeter kick)	4-25	01:52	7-0
Nov. 16	Virginia	2nd/06:34	Jayden Harrison 8 yd pass from Riley Leonard (Mitch Jeter kick)	9-88	03:42	14-0
Nov. 16	Virginia	2nd/02:20	Cooper Flanagan 2 yd pass from Riley Leonard (Mitch Jeter kick)	1-2	00:03	21-0
Nov. 16	Virginia	2nd/00:49	Mitchell Evans 16 yd pass from Riley Leonard (Mitch Jeter kick)	3-32	00:34	28-0
Nov. 16	Virginia	3rd/09:38	Jeremiyah Love 76 yd rush (Zac Yoakam kick)	3-88	01:21	35-0

**OPPONENT SCORING DRIVES**

DATE	OPPONENT	QTR/TIME	SCORING PLAY	PLAYS-YDS	TIME	SCORE (ND-OPP)
Aug. 31	Texas A&M	1st/11:07	Randy Bond 34 yd FG	10-58	03:53	0-3
Aug. 31	Texas A&M	2nd/14:14	Randy Bond 49 yd FG	8-31	03:45	3-6
Aug. 31	Texas A&M	4th/11:49	Le'Veon Moss 1 yd rush (Randy Bond kick)	10-65	03:43	13-13
Sept. 7	Northern Ill.	1st/05:35	Antario Brown 83 yd pass from Ethan Hampton (Kanon Woodill kick)	5-98	02:51	7-7
Sept. 7	Northern Ill.	1st/02:13	Kanon Woodill 42 yd FG	5-30	01:28	7-10
Sept. 7	Northern Ill.	2nd/13:39	Kanon Woodill 21 yd FG	5-51	02:08	7-13
Sept. 7	Northern Ill.	4th/00:31	Kanon Woodill 35 yd FG	11-31	05:24	14-16
Sept. 14	Purdue	3rd/09:33	De'Nylon Morrisette 5 yd pass from Hudson Card (Spencer Porath kick)	6-75	03:08	49-7
Sept. 21	Miami (OH)	2nd/12:32	Dom Dzioban 26 yd FG	10-59	04:09	0-3
Sept. 28	Louisville	1st/13:30	Isaac Brown 10 yd pass from Tyler Shough (Brock Travelstead kick)	3-24	01:24	0-7
Sept. 28	Louisville	2nd/12:28	Ja'Corey Brooks 5 yd pass from Tyler Shough (Brock Travelstead kick)	3-9	01:30	21-14
Sept. 28	Louisville	4th/11:25	Brock Travelstead 56 yd FG	7-17	02:04	24-17
Sept. 28	Louisville	4th/05:17	Ja'Corey Brooks 24 yd pass from Tyler Shough (Brock Travelstead kick)	14-75	03:59	31-24
Oct. 12	Stanford	1st/06:49	Justin Lamson 1 yd rush (Emmet Kenney kick)	9-63	05:14	0-7
Oct. 19	Georgia Tech	1st/00:00	Jamal Haynes 1 yd rush (Aidan Birr kick)	13-71	07:06	0-7
Oct. 19	Georgia Tech	4th/00:23	Chase Lane 6 yd pass from Zach Pyron (Jackson Hawes pass from Zach Pyron failed)	9-80	02:08	31-13
Oct. 26	Navy	2nd/13:33	Blake Horvath 47 yd rush (Nathan Kirkwood kick)	5-80	02:18	14-7
Oct. 26	Navy	3rd/08:44	Eli Heidenreich 1 yd rush (Nathan Kirkwood kick)	12-75	06:16	31-14
Nov. 9	Florida State	1st/05:22	Ryan Fitzgerald 23 yd FG	16-75	07:52	7-3
Nov. 16	Virginia	3rd/07:52	Tony Muskett 18 yd rush (Will Bettridge kick)	5-75	01:46	35-7
Nov. 16	Virginia	4th/00:18	Tony Muskett 2 yd rush (Will Bettridge kick)	16-80	05:42	35-14

**THE LAST TIME...**

**RUSHING**

500 or more yards	515	at Boston College	2017
400 yards	451	Massachusetts	2015
300 yards	362	at Purdue	2024
200 yards	234	Virginia	2024
200 yards in the first half	278	at Purdue	2024
200 yards consecutive games	234	Virginia	2024
	201	Florida State	2024
three straight 200-yard rushing games	226	UNLV	2022
	246	at Syracuse	2022
	263	Clemson	2022
70 or more attempts	76	Michigan State	1991
60 attempts	63	Navy	2007
50 attempts	56	at Syracuse	2022
40 attempts	40	at Navy	2024
40 attempts consecutive games	48	at Stanford	2023
	48	vs. Oregon State	2023
Average over 7.0 yards per attempt	7.5	Miami (OH)	2024
Eight or more rushing TDs	9	Pittsburgh	1965
Seven rushing TDs	7	at Boston College	2017
Six rushing TDs	6	at Purdue	2024
Five rushing TDs	6	at Purdue	2024
Four rushing TDs	4	Florida State	2024
Three rushing TDs	4	Florida State	2024

**PASSING**

500 or more yards	509	vs. Oklahoma State	2021
400 yards	434	New Mexico	2019
300 yards	342	Central Michigan	2023
60 or more attempts	68	vs. Oklahoma State	2021
50 attempts	53	Virginia Tech	2019
40 attempts	46	Cincinnati	2021
30 attempts	33	Virginia	2024
35 or more completions	38	vs. Oklahoma State	2021
30 completions	35	at Clemson	2015
25 completions	27	at Stanford	2021
completions to 10 different receivers	11	Virginia	2024
6 or more TDs	6	Bowling Green	2019
5 TDs	5	Wake Forest	2023
4 TDs	4	at NC State	2023
3 TDs	3	Virginia	2024
5 or more interceptions thrown	7	Southern Cal	1967
4 interceptions thrown	4	at Arizona State	2014
3 interceptions thrown	3	at Louisville	2023

**TOTAL OFFENSE**

700 or more yards	710	Wake Forest	2017
650 yards	654	Syracuse	2015
600 yards	611	Boston College	2017
550 yards	578	at Purdue	2024
500 yards	578	at Purdue	2024
450 yards	453	Florida State	2024
400 yards	448	Virginia	2024
300 yards in the first half	302	at Navy	2024

**SCORING**

scored 60 or more points	66	at Purdue	2024
50 points	52	Florida State	2024
45 points	52	Florida State	2024
40 points	52	Florida State	2024
35 points	35	Virginia	2024
30 points	35	Virginia	2024
30 points in the first half	31	at Navy	2024
21 or more points in a quarter	21 (2nd)	Virginia	2024
21 or more points in the first quarter	21	Louisville	2024
21 or more points in the second quarter	21	Virginia	2024
21 or more points in the third quarter	21	Stanford	2024
21 or more points in the fourth quarter	21	Florida State	2024
scored on the first 8 drives of the game (5 FG, 3 TD)	8	Boston College	2022
allowed 60 or more points		Never	
allowed 50 points	50	at Texas (2 OT)	2016
allowed 40 points	40	vs. Clemson	2020
allowed 30 points	31	at Clemson	2023
allowed 10 points or less	7	Stanford	2024
held scoreless	0-17	at Boston College	2008
held scoreless at home	0-38	Southern Cal	2007
held scoreless on the road	0-17	at Boston College	2008
held scoreless in the first half	0	Ohio State	2023
held scoreless in the second half	0	vs. Navy	2022
held without offensive TD	3-30	vs. Clemson	2019
held without offensive TD on the road	3-10	at NC State	2016
held without offensive TD at home	0-38	Southern Cal	2007
held opponent scoreless	44-0	Boston College	2022
held opponent scoreless in first half	42-0	at Purdue	2024
held opponent scoreless at home	44-0	Boston College	2022
held opponent scoreless on the road	17-0	at Purdue	1993
held opponent without offensive TD	52-3	Florida State	2024
held opponent without offensive TD on the road	28-3	at Virginia	2021
held opponent without offensive TD at home	52-3	Florida State	2024
held opponent scoreless neutral site	22-0	vs. Maryland	2002
held two opponents scoreless in a season	22-0	vs. Maryland	2002
	42-0	Rutgers	2002
held three opponents scoreless in a season	23-0	Purdue	1976
	49-0	at Northwestern	1976
	41-0	Oregon	1976

held four/five/six opponents scoreless in a season	35-0	vs. Army	1966
	32-0	North Carolina	1966
	38-0	at Oklahoma	1966
	40-0	Pittsburgh	1966
	64-0	Duke	1966
	51-0	at Southern Cal	1966
scored on the first play of the game	int return	at Syracuse	2022
		B. Joseph	29 yds

**TURNOVERS**

did not commit a turnover	0	Florida State	2024
committed six or more turnovers	6	vs. Navy	1984
committed five turnovers	5	at Louisville	2023
lost four or more fumbles	4	Michigan State	1999
lost three fumbles	3	at Boston College	2020
recorded six or more takeaways	6 (1 int, 5 fumbles,	at Navy	2024
recorded five takeaways	5 (3 INT, 2 fumble)	Virginia	2024
recorded five takeaways, back-to-back games	5 (3 int, 2 fumble)	Southern Cal	2023
	5 (4 int, 1 fumble)	Pittsburgh	2023
returned an interception for a touchdown	1	Florida State	2024
returned two interceptions for touchdowns	2	vs. Wisconsin	2021
returned two interceptions for touchdowns on back-to-back defensive possessions	2	Stanford	2002
returned a fumble for a touchdown	1	at Navy	2024
returned two fumbles for touchdowns	2	Stanford	2003
recovered fumble in end zone for a TD	1	at Navy	2024
returned an interception for a TD, fumble return for a TD in same game		Georgia Tech	2021
returned two fumbles for a TD, interception for TD in same game		Purdue	2002

**DEFENSE**

held opponent to 100 or fewer rushing yards	64	at Georgia Tech	2024
held opponent to 50 or fewer rushing yards	38	at Purdue	2024
100 or fewer passing yards	88	Florida State	2024
200 or fewer passing yards	172	Virginia	2024
100 or fewer passing yards, consecutive games	88	Florida State	2024
	88	at Navy	2024
200 or fewer total yards	200	at Purdue	2024
300 or fewer total yards	300	Virginia	2024
300 or fewer total yards, consecutive games	300	Virginia	2024
	208	Florida State	2024
intercepted five or more passes	5	Michigan	2012
intercepted four passes	4	Pittsburgh	2023
intercepted three passes	3	Virginia	2024
intercepted three passes, consecutive games	3	Southern Cal	2023
	4	Pittsburgh	2023
forced five or more fumbles	5	at Louisville	2019

forced four fumbles	4	Syracuse	2020
forced three fumbles	3	Southern Cal	2023
scored a safety		vs. Oregon State	2023
scored two safeties		Michigan State	1987
ND/opposing team each scored a safety		vs. Florida State	1995
recorded nine or more sacks	9	Michigan State	1994
eight sacks	8	Florida State	2024
seven sacks	8	Florida State	2024
six sacks	8	Florida State	2024
held opponent without a rushing first down	0	vs. Oregon State	2023
held opponent to 10 or fewer first downs	6	at Purdue	2024
held opponent to just one 3rd down conversion	1-12	at Purdue	2024
held opponent without a 3rd down conversion	0-12	UNLV	2022

**SPECIAL TEAMS**

returned a punt for a touchdown	Pittsburgh	Chris Tyree (82 yds)	2023
returned two or more punts for a touchdown	Pittsburgh	Allen Rossum (55 yds) Allen Rossum (83 yds) Autry Denson (74 yds)	1996
100 or more punt return yards	Pittsburgh	102	2023
returned a blocked punt for a TD	Clemson	Prince Kollie (17 yds)	2022
returned a kickoff for a touchdown	Southern Cal	Jadarian Price (99 yds)	2023
returned 2 kickoffs for touchdowns	Pittsburgh	Allen Rossum (93 yds) Jarious Jackson (40 yds)	1997
returned a punt for TD, kickoff for TD in the same game	Nebraska	Joey Getherall (punt, 83 yds) Julius Jones (kick, 100 yds)	2000
returned a blocked FG for a TD	at Stanford	J. Jean-Baptiste (60)	2023
returned a kick for a TD and a blocked PAT in the same game	Syracuse	CJ Sanders (kick) Cole Luke (PAT blk)	2016
blocked a punt	Florida State	Adon Shuler, Preston Zinter	2024
blocked two punts	Florida State	Adon Shuler, Preston Zinter	2024
blocked two consecutive punts	UNLV	Isaiah Foskey (both)	2022
blocked punt in consecutive games	Stanford & UNLV		2022
blocked punt in three cons. games	at Syracuse	Clarence Lewis	2022
blocked punt in four cons. games	Clemson	Jordan Botelho	2022
blocked punt in five cons. games	vs. Navy	Jack Kiser	2022
spoiled a fake punt attempt	vs. Oregon State	Joshua Burnham	2023
punted 10 or more times	at Michigan		2019
did not punt	vs. Navy		2023
blocked a field goal	at Georgia Tech	Bryce Young	2024
had a field goal blocked	Northern Illinois	two	2024
blocked a PAT kick	Florida State	Jerry Tillery	2018
scored on a blocked PAT kick	Florida State	Julian Love	2018
missed a PAT kick	at Navy		2024
had a PAT kick blocked	Florida State		2018
opponent scored on blocked PAT	Northwestern		2014
had a punt blocked	Northwestern		2018
two-point conversion	at Duke	Rico Flores Jr. catch	2023
missed two-point conversion	at Southern Cal	pass failed	2022

stopped 3 two-point conv. attempts	at North Carolina		2022
recovered two opponent onside kicks	vs. Navy	P. Kollie, M. Salerno	2022
successful onside kick	Wake Forest		2023

**MISCELLANEOUS**

had 35 or more first downs	35	at North Carolina	2022
had 30 or more first downs	35	at North Carolina	2022
had 25 or more first downs	27	at Purdue	2024
had 20 or more first downs	21	Virginia	2024
ND was not penalized		at LSU	1997
had 10 or more penalties	11	at Texas A&M	2024
has 120 or more yards in penalties	120	at Rutgers	2000
had 40 or more minutes of possession time	40:55	vs. BYU	2022
had 35 or more minutes of possession time	35:45	at Georgia Tech	2024
was involved in a tie game	17-17	at Southern Cal	1994
was involved in an overtime game	41-38	at Florida State	2021
was involved in a 2 OT overtime game	47-40	Clemson	2020
was involved in a 3 OT overtime game	29-26	Pittsburgh	2012
was involved in a 4 OT overtime game	33-36	Pittsburgh	2008
game-winning score in last minue	0:31	at Duke	2023
Audric Estimé 30-yard rush			
Notre Dame scored on offense, defense and special teams		Southern Cal	2023
pass TD, rush TD, fumble return, kick return			
Notre Dame scored on offense, defense and special teams, consecutive game		Southern Cal	2023
pass TD, rush TD, fumble return, kick return			
		Pittsburgh	2023
pass TD, rush TD, interception return, punt return			

**NOTRE DAME PLAYER RUSHING**

rushed for 100 yards in 1st half	100	Riley Leonard	at Purdue	2024
rushed for 100 yards	137	Jeremiah Love	Virginia	2024
rushed for 125 yards	137	Jeremiah Love	Virginia	2024
rushed for 150 yards	238	Audric Estimé	at Stanford	2023
rushed for 175 yards	238	Audric Estimé	at Stanford	2023
rushed for 200 yards	238	Audric Estimé	at Stanford	2023
rushed for 250 yards	262	Julius Jones	at Pittsburgh	2003
QB rushed for 200 yards	207	Brandon Wimbush	at Boston College	2017
QB rushed for 100 yards	143	Riley Leonard	Miami (OH)	2024
player rushed for 100 yards in consecutive games		Riley Leonard		
	143	Riley Leonard	Miami (OH)	2024
	100	Riley Leonard	at Purdue	2024
two players rush for over 100 yards	109	Jeremiah Love	at Purdue	2024
	100	Riley Leonard	at Purdue	2024
three players rush for over 100 yds	128	DeShone Kizer	at Stanford	2015

	161	Josh Adams	at Stanford	2015
	124	Dexter Williams	at Stanford	2015
rushed 40 or more times	40	Allen Pinkett	at LSU	1984
rushed 35 times	35	Julius Jones	BYU	2003
rushed 30 times	32	James Aldridge	Navy	2007
rushed 25 times	25	Audric Estimé	at Stanford	2023
two players rush 20 times	20	Audric Estimé	at Syracuse	2022
	20	Logan Diggs	at Syracuse	2022
rushed for 4 or more TDs	4	Audric Estimé	at Stanford	2023
rushed for 3 TDs	3	Riley Leonard	at Purdue	2024
rushed for 2 TDs	2	Jeremiah Love	Virginia	2024
Rushed for multiple TDs in consecutive games		Riley Leonard		
	2	Riley Leonard	Miami (OH)	2024
	3	Riley Leonard	at Purdue	2024
had a run of 90 yards or more	91	Kyren Williams	North Carolina	2021
had a run of 80 yards or more	80	Audric Estimé	at NC State	2023
had a run of 70 yards or more	76	Jeremiah Love	Virginia	2024
had a run of 60 yards or more	76	Jeremiah Love	Virginia	2024
had a run of 50 yards or more	76	Jeremiah Love	Virginia	2024

**PASSING**

passed for 500 or more yards	509	Jack Coan	vs. Oklahoma St.	2021
passed for 400 yards	509	Jack Coan	vs. Oklahoma St.	2021
passed for 300 yards	330	Sam Hartman	Central Michigan	2023
attempted 60 or more passes	68	Jack Coan	vs. Oklahoma St.	2021
attempted 50 passes	53	Ian Book	Virginia Tech	2019
attempted 40 passes	40	Ian Book	Boston College	2019
attempted 30 passes	33	Riley Leonard	Virginia	2024
completed 30 or more passes	38	Jack Coan	vs. Oklahoma St.	2021
completed 20 passes	22	Riley Leonard	Virginia	2024
threw six touchdowns	6	Brady Quinn	BYU	2005
threw five touchdowns	5	Jack Coan	vs. Oklahoma St.	2021
threw four touchdowns	4	Sam Hartman	Wake Forest	2023
threw three touchdowns	3	Riley Leonard	Virginia	2024
threw five or more interceptions	5	Terry Hanratty	Southern Cal	1967
threw four interceptions	4	Everett Golson	at Arizona State	2014
threw three interceptions	3	Sam Hartman	at Louisville	2023
completed a pass of 90 yds or more	95	Dayne Crist	Michigan	2010
completed a pass of 80 yds or more	83	Brandon Wimbush	at Stanford	2017
completed a pass of 70 yds or more	76	Sam Hartman	Central Michigan	2023
completed a pass of 60 yds or more	60	Sam Hartman	Pittsburgh	2023
completed a pass of 50 yds or more	53	Riley Leonard	Stanford	2024
finished first half w/o incompletion	8-8	Drew Pyne	at Southern Cal	2022
completed 10 straight passes	15	Drew Pyne	at Southern Cal	2022
completed 15 consecutive passes	15	Drew Pyne	at Southern Cal	2022
consecutive completions to start a game	15	Drew Pyne	at Southern Cal	2022

consecutive passing attempts without an interception to start the season	150	Sam Hartman		2023
--	-----	-------------	--	------

**RECEIVING**

caught 10 or more passes	11	Michael Mayer	vs. BYU	2022
caught 7 passes	8	Rico Flores Jr.	Wake Forest	2023
had 200 or more yards	201	Golden Tate	at Stanford	2009
had 175 yards	180	Chase Claypool	Wake Forest	2017
had 150 yards	180	Chase Claypool	Wake Forest	2017
had 100 yards	115	Jordan Faison	vs. Oregon State	2023
had 2/3 receivers with 100+ yds	136	Lorenzo Styles	vs. Oklahoma St.	2021
	115	Chris Tyree	vs. Oklahoma St.	2021
	105	Kevin Austin	vs. Oklahoma St.	2021
caught a 75 yd pass	76	Chris Tyree	Central Michigan	2023
two receptions over 75 or more	75	Tobias Merriweather	Central Michigan	2023
	76	Chris Tyree	Central Michigan	
caught 4 or more TDs	4	Chase Claypool	Navy	2019
caught 3 or more TDs	3	Javon McKinley	Syracuse	2020
caught 3 or more TDs in one half	3	Ben Skowronek	at Boston College	2020
caught 2 or more TDs	2	Holden Staes	at NC State	2023

**TOTAL OFFENSE**

had 500 or more total yards	505	Jack Coan	vs. Oklahoma St.	2021
had 400 total yards	406	Ian Book	New Mexico	2019
had 100 yard passing, 100 rushing	154 143	Riley Leonard	Miami (OH)	2024
had 3 RB with 100+ scrimmage yards	134	Audric Estimé	at North Carolina	2022
	111	Chris Tyree	at North Carolina	2022
	115	Logan Diggs	at North Carolina	2022

**SCORING**

accounted for 6 or more TDs	6	Ian Book	New Mexico	2019
accounted for 5 or more TDs	5	Tyler Buchner	vs. South Carolina	2022
accounted for 4 or more TDs	4	Riley Leonard	Stanford	2024
accounted for 3 or more TDs	3	Riley Leonard	Virginia	2024

**DEFENSE**

3 or more interceptions	3	Benjamin Morrison	Boston College	2022
2 interceptions	2	Xavier Watts	Pittsburgh	2023
2 int. in back-to-back games	2	Xavier Watts	Southern Cal	2023
	2	Xavier Watts	Pittsburgh	2023
interception in 3 straight games	3	Xavier Watts	Southern Cal Pittsburgh at Clemson	2023
intercepted a pass against same opponent, consecutive meetings		AJani Sanders	Arizona State	1998 1999
interception return for a TD	1	Boubacar Traore	at Purdue	2024
returned 2 interceptions for TDs, same game		Jack Kiser (66 yds)	vs. Wisconsin	2021
		Drew White (48 yds)		
interception return for a TD, consecutive games		Tom Zbikowski	Tennessee BYU	2005

forced 2 fumbles	2	Howard Cross III	at Duke	2023
recovered 3 fumbles			never	
recovered 2 fumbles	2	Nick McCloud	vs. Clemson	2020
fumble return for TD		Jaylen Sneed (in end zone)	at Navy	2024
2 fumble returns for a TD	2	Tony Driver (24, 22 yards)	Navy	2000
20 or more tackles	21	Manti Te'o	Stanford	2010
15 tackles	17	Te'von Coney	vs. LSU	2017
10 tackles	11	JD Bertrand	Southern Cal	2023
2 players, 10 tackles, same game	13	Howard Cross III	at Duke	2023
	11	JD Bertrand	at Duke	2023
defensive lineman 10 tackles	13	Howard Cross III	at Duke	2023
defensive lineman interception return for a touchdown	34	Boubacar Traore	at Purdue	2024
defensive lineman fumble return for a touchdown	70	Myron Tagovailoa-Amosa	Georgia Tech	2021
4.0 or more sacks	4.0	Jerry Tillery	Stanford	2018
3.0 sacks	3.0	Rylie Mills	Florida State	2024
2.0 sacks	3.0	Rylie Mills	Florida State	2024
	2.0	Donovan Hinish	Florida State	2024
Sacks on back-to-back plays	2	Rylie Mills	Florida State	2024
INT, FF, FR in same game		Xavier Watts	Southern Cal	2023
INT, FF, FR, def TD in same game		Xavier Watts	Southern Cal	2023
2 INT, FF, FR for a TD		Xavier Watts	Southern Cal	2023

**SPECIAL TEAMS**

scored 17 or more points kicking	17	Jonathan Doerer	vs. Clemson	2020
scored 15 points kicking	17	Jonathan Doerer	vs. Clemson	2020
scored 10 points kicking	10	Mitch Jeter	Florida State	2024
5 or more field goals	5	Kyle Brindza	vs. Rutgers	2013
4 field goals	4	Jonathan Doerer	vs. Clemson	2020
2 field goals of 50 yards or more	2	Spencer Shrader	at Louisville	2023
longest field goal	54	Spencer Shrader	at NC State	2023
	54	Spencer Shrader	at Louisville	2023
field goal of 50 yards or more	54	Spencer Shrader	at Louisville	2023
punted over 70 yards	72	Jay Bramblett	vs. Wisconsin	2021
punted over 60 yards	64	James Rendell	Virginia	2024
punted 10 or more times	10	Jay Bramblett	at Michigan	2019
returned a kickoff for a TD	99	Jadarian Price	Southern Cal	2023
returned 2 kickoffs for a TD	89 92	Raghib Ismail	at Michigan	1989
returned 2 kickoffs for a TD, same season	92 93	C.J. Sanders	vs. Army vs. Syracuse	2016
175 yards or more on kickoff returns	182	C.J. Sanders	at Stanford	2015
100 yards or more on kickoff returns	132	Chris Tyree	vs. Wisconsin	2021
returned a blocked PAT for 2 pts		Julian Love	Florida State	2018
returned a blocked FGA for a TD	60	J. Jean-Baptiste	at Stanford	2023
returned a punt for a touchdown	82	Chris Tyree	Pittsburgh	2023
returned 2 punts for a TD, same game	55 83	Allen Rossum	Pittsburgh	1996



returned a punt for a TD, interception for a TD same game		Tom Zbikowski	Tennessee	2005
100 yards or more on punt returns	101	Golden Tate	at Pittsburgh	2009

returned two interceptions for a touchdown			vs. South Carolina	2022
O'Donnell Fortune - 100 yards				
DQ Smith - 47 yards				
returned a fumble for a touchdown			at Georgia Tech	2020
Zamari Walton - 93 yards				

**THE LAST TIME AN OPPOSING TEAM...**

**RUSHING**

400 or more yards	411	Pittsburgh	1975
300 yards	303	Michigan	2019
200 yards	222	at Navy	2024
50 or more rushing attempts	64	Navy	2019
5 or more rushing TDs	5	Texas	2016
4 rush TDs	4	at Southern Cal	2022
two players with 100+ rushing yards in a game	2	BYU	2013
Taysom Hill - 100; Paul Laskike - 101			

**PASSING**

400 or more yards	439	Clemson	2020
300 yards	301	at North Carolina	2022
60 or more passing attempts	60	Tennessee	1990
50 passing attempts	51	vs. Oklahoma St.	2021
40 passing attempts	41	Louisville	2024
30 or more pass completions	34	vs. Oklahoma St.	2021
5 or more passing TDs	5	at North Carolina	2022
4 passing TDs	4	vs. Oklahoma St.	2021
3 passing TDs	3	vs. South Carolina	2022

**TOTAL OFFENSE**

600 or more yards	605	vs. Oklahoma St.	2021
500 yards	564	North Carolina	2021
400 yards	436	at Southern Cal	2022
90 or more plays	95	vs. Oklahoma St.	2021
80 plays	81	Stanford	2022
75 plays	76	Louisville	2024

**SCORING**

60 or more points		never	
50 points	50	at Texas	2016
40 points	40	Clemson	2020
30 points	31	at Clemson	2023
scored a two-point conversion		vs. Navy (twice)	2022

**TURNOVERS**

did not commit a turnover		Northern Illinois	2024
3 or more fumbles lost	5	at Navy	2024
Threw 5 or more interceptions	5	Southern Cal	1967
Threw 4 interceptions	4	Pittsburgh	2023
Threw 3 interceptions	3	Virginia	2024
returned an interception for a touchdown		at Clemson	2023
J. Trotter - 28 yards			

**DEFENSE**

held ND to 10 or fewer first downs	10	at NC State	2016
scored a safety		Stanford	2016
held ND to 50 or fewer rushing yards	44	at Louisville	2023
held ND to 200 or fewer passing yards	163	Louisville	2024
held ND to 100 or fewer passing yards	85	Clemson	2022
held ND to 300 or fewer total yards	280	Louisville	2024
held ND to 200 or fewer total yards	180	at Michigan	2019
posted five or more sacks	5.0	at Louisville	2023

**SPECIAL TEAMS**

returned a punt for a touchdown	at Southern Cal	Adore Jackson (55 yds)	2016
returned a blocked punt for a TD	NC State	Germain Pratt (0 yds)	2017
returned a kickoff for a TD	Pittsburgh	Maurice French (99 yds)	2018
returned kickoff, punt in same game	at Southern Cal	Adore Jackson (55 yd PR; 97 yd KR)	2016
punted 10 or more times	Purdue	10	2024
did not punt	Miami FL		1985
missed a PAT kick attempt	vs. Navy		2022

**MISCELLANEOUS**

had 30 or more first downs	34	vs. Oklahoma St.	2021
had 20 first downs	23	Southern Cal	2023
had 10 or more penalties	10	Miami (OH)	2024
had 100 or more yards in penalties	100	Miami (OH)	2024
had 35 or more minutes of possession time	35:23	at Southern Cal	2022
had 100-yd receiver, 100-yd rusher		vs. Oklahoma St.	2021
Spencer Sanders, 125 rushing; Brennan Presley 137 receiving; Tay Martin 104 receiving			
had 2 players with 100 receiving yards		vs. Oklahoma St.	2021
Brennan Presley, 137; Tay Martin 104			

**AN OPPOSING PLAYER RUSHING**

rushed for 100 yards	129	Blake Horvath	at Navy	2024
rushed for 150 yards	186	Phil Mafah	at Clemson	2023
rushed for 200 yards	210	Alexander Teich	Navy	2010
rushed for 300 yards	303	Tony Dorsett	Pittsburgh	1975
rushed 40 or more times	42	Craig Heyward	Pittsburgh	1987
rushed 30 times	36	Phil Mafah	at Clemson	2023
rushed 25 times	36	Phil Mafah	at Clemson	2023
rushed for 5 or more TDs	5	Walter Reyes	at Syracuse	2003
rushed for 4 TDs	4	Ezekiel Elliott	vs. Ohio State	2015

rushed for 3 TDs	3	Caleb Williams	at Southern Cal	2022
rushed for 2 TDs	2	Tony Muskett	Virginia	2024
a rush of 80 yards or more	89	Jashaun Corbin	at Florida State	2021
a rush of 70 yards	74	Courtney Reese	UNLV	2022
a rush of 60 yards	60	Blake Horvath	at Navy	2024
a rush of 50 yards	60	Blake Horvath	at Navy	2024

## PASSING

passed for 300 yards	301	Drake Maye	at North Carolina	2022
passed for 400 yards	439	D.J. Uiagalelei	Clemson	2020
passed for 500 yards		never		
attempted 60 or more passes	60	Andy Kelly	Tennessee	1990
attempted 50 passes	51	Spencer Sanders	vs. Oklahoma St.	2021
attempted 40 passes	41	Tyler Shough	Louisville	2024
completed 30 passes	34	Spencer Sanders	vs. Oklahoma St.	2021
completed 20 passes	20	Zach Pyron	at Georgia Tech	2024
threw 6 or more TDs	6	Cody Kessler	Southern Cal	2014
threw 5 TDs	5	Drake Maye	at North Carolina	2022
threw 4 TDs	4	Spencer Sanders	vs. Oklahoma St.	2021
completed 90-yard or more pass	97	Kyle Orton	Purdue	2004
completed 80-yard pass	83	Ethan Hampton	Northern Illinois	2024
completed 70-yard pass	83	Ethan Hampton	Northern Illinois	2024
completed 60-yard pass	60	Zach Pyron	at Georgia Tech	2024

## RECEIVING

caught 15 or more passes	15	Drake London	Southern Cal	2021
caught 10 passes	11	Emeka Egbuka	at Ohio State	2022
	11	Marvin Harrison Jr.	at Ohio State	2022
had 200 or more yards receiving	238	Selwyn Lymon	Purdue	2006
had 150 yards receiving	150	Antoine Green	at North Carolina	2022
had 100 yards receiving	126	Antario Brown	Northern Illinois	2024
caught 3 or more TD passes	3	Tay Martin	vs. Oklahoma St.	2021

## SCORING

accounted for 7 or more TDs	7	Spencer Sanders	vs. Oklahoma St.	2021
accounted for 6 TDs	6	Cody Kessler	Southern Cal	2014
accounted for 5 TDs	5	Drake Maye	at North Carolina	2022

## DEFENSE

3 or more interceptions	3	Rod Johnson	NC State	2003
2 interceptions	2	Devin Neal	at Louisville	2023
3.0 or more sacks	3.0	Bradley Chubb	NC State	2016
2.0 sacks	2.0	Jeremiah Trotter	at Clemson	2023

## SPECIAL TEAMS

kicked 4 or more field goals	4	Brock Travelstead	at Louisville	2023
kicked a 50-yd or more field goal	56	Brock Travelstead	Louisville	2024
kicked a punt of 65 or more yards	65	Jake Bailey	Stanford	2017
totaled 100 or more KR yards	122	Damond Phiyaw-Johnson	Duke	2019

**GAME 1 - TEXAS A&M**

Aug. 31, 2024 | Kyle Field (College Station, TX)

<b>[7/7] NOTRE DAME</b>	<b>23</b>
<b>[20/20] TEXAS A&amp;M</b>	<b>13</b>

The University of Notre Dame football team (1-0) put together a clutch eight-play, 85-yard drive in the game's final six minutes to defeat Texas A&M (0-1) 23-13 at Kyle Field on Saturday evening.

The defensive battle saw Notre Dame take a seven-point lead in the third quarter on a long run from Jadarian Price, but the home team fought back to tie the game early in the fourth quarter. The Irish then found their offense with two first down passes, then two first-down runs to melt the clock down into the game's final minutes. Jeremiah Love then burst through the right side for a 21-yard game-winning touchdown run.

The stifling Irish pass defense, which held Texas A&M to just 100 passing yards, shut down the final Aggie drive and Mitch Jeter kicked his third field goal of the night, a 46-yarder, to seal the victory.

Love finished with 91 yard rushing on 14 attempts, while Price added 44 and starting quarterback Riley Leonard contributed 63 yards rushing and 158 passing yards. Jack Klsr (eight tackles) and Jordan Bothelho (a career-high six tackles) led the stifling Irish defensive effort that also included interceptions from Xavier Watts and Adon Shuler

**SCORE BY QUARTERS**

	1	2	3	4	FINAL
Notre Dame	3	3	7	10	23
Texas A&M	3	3	0	7	13

**SCORING SUMMARY**

1st	11:07	A&M	R.Bond 34 yd FG, 10-58, 03:53
	06:39	ND	M.Jeter 46 yd FG, 9-47, 04:28
2nd	14:14	A&M	R.Bond 49 yd FG, 8-31, 03:45
	08:32	ND	M.Jeter 26 yd FG, 7-21, 02:35
3rd	06:50	ND	J.Price 47 yd rush (M.Jeter kick), 4-63, 02:05
4th	11:49	A&M	L.Moss 1 yd rush (R.Bond kick), 10-65, 03:43
	01:54	ND	J.Love 21 yd rush (M.Jeter kick), 8-85, 04:29
	00:30	ND	M.Jeter 46 yd FG, 4-5, 01:04

**TEAM STATISTICS**

	ND	A&M
FIRST DOWNS	18	17
RUSHES-YARDS (NET)	34-198	38-146
PASSING YARDS (NET)	158	100
Passes Att- Comp-Int	30-18-0	30-12-2
TOTAL OFFENSE PLAYS-YARDS	64-356	68-246
Fumble Returns-Yards	0-0	0-0
Punt Returns-Yards	0-0	2-18
Kickoff Returns-Yards	1-19	2-41
Interception Returns-Yards	2-12	0-0
Punts (Number-Avg)	5-42.8	4-54.0
Fumbles-Lost	1-0	0-0
Penalties-Yards	11-99	6-55
Possession Time	31:35	28:25
Third-Down Conversions	2-12	4-13
Fourth-Down Conversions	1-2	0-2
Red-Zone Scores-Chances	1-1	2-2

Rushing: Notre Dame- Jeremiah Love 14-91-1, Riley Leonard 12-63, Jadarian Price 8-44-1. Texas A&M- Le'Veon Moss 20-70-1, Conner Weigmen 7-26, E.J. Smith 4-24, Amari Daniels 5-20, Jahdae Walker 1-6, Terry Bussey 1-0.

Passing: Notre Dame- Riley Leonard 18-158. Texas A&M- Conner Weigmen 12-100

Receiving: Notre Dame- Beaux Collins 5-62, Jaden Greathouse 3-26, Cooper Flanagan 2-25, Jordan Faison 2-12, Jayden Harrison 2-4, Jayden Thomas 1-14, Kris Mitchell 1-12, Jeremiah Love 1-3, Devyn Ford 1-0. Texas A&M- Jahdae Walker 6-31, Cyrus Allen 2-28, Le'Veon Moss 2-13, Tre Watson 1-18, Noah Thomas 1-10.

**GAME 2 - NIU**

Sept. 7, 2024 | Notre Dame Stadium (South Bend, IN)

<b>NORTHERN ILLINOIS</b>	<b>16</b>
<b>[5/7] NOTRE DAME</b>	<b>14</b>

In front of a sold out crowd at Notre Dame Stadium, the fifth-ranked Fighting Irish (1-1) were upset in their home opener against the Northern Illinois Huskies (2-0), falling 16-14 on a 35-yard field goal with 31 seconds remaining.

Notre Dame looked promising to start the game. On its very first drive, they were led down the field by quarterback Riley Leonard as he gained yards through the air as well as on the ground. The Irish finished the drive off with an 11-yard keeper from Leonard for a touchdown.

After that, Northern Illinois held the momentum for a large majority of the game. On the Huskies first drive, senior running back Anterio Brown took a slant route 83 yards for a touchdown, tying the score 7-7.

The Huskies solid performance continued on the defensive side as they held Notre Dame to a quick three-and-out. On the next possession, multiple positive rushes from Anterio Brown got the Huskies into field goal range, allowing them to take a 10-7 lead.

The Irish held Northern Illinois to another field goal, making the score 13-7 NIU.

In the second half, Jeremiah Love was able to show some life for the Irish offense. After a few first downs, he took a rush up the middle for a 34 yard touchdown, hurdling over a defender in the process. This gave Notre Dame a 14-13 lead.

With the game on the line, Kanon Woodill attempted a 35 yarder to take the lead. It was good, and the Huskies were now leading 16-14 with 31 seconds left in the game.

**SCORE BY QUARTERS**

	1	2	3	4	FINAL
NIU	10	3	0	3	16
Notre Dame	7	0	7	0	14

**SCORING SUMMARY**

1st	08:28	ND	#13 R.Leonard 11 yd rush (#98 M.Jeter kick), 13-75, 06:25
	05:35	NIU	#1 A.Brown 83 yd pass from #2 E.Hampton (#92 K.Woodill kick), 5-98, 02:51
	02:13	NIU	#92 K.Woodill 42 yd FG, 5-30, 01:28
2nd	13:39	NIU	#92 K.Woodill 21 yd FG, 5-51, 02:08
3rd	08:34	ND	#4 J.Love 34 yd rush (#98 M.Jeter kick), 6-64, 02:43
4th	00:31	NIU	#92 K.Woodill 35 yd FG, 11-31, 05:24

**TEAM STATISTICS**

	NIU	ND
FIRST DOWNS	16	17
RUSHES-YARDS (NET)	45-190	28-123
PASSING YARDS (NET)	198	163
Passes Att- Comp-Int	20-10-0	33-20-2
TOTAL OFFENSE PLAYS-YARDS	65-388	61-286
Fumble Returns-Yards	0-0	0-0
Punt Returns-Yards	2-11	0-0
Kickoff Returns-Yards	1-2	4-89
Interception Returns-Yards	2-33	0-0
Punts (Number-Avg)	4-35.0	5-36.8
Fumbles-Lost	1-0	1-0
Penalties-Yards	3-35	3-35
Possession Time	34:38	25:22
Third-Down Conversions	6-16	3-10
Fourth-Down Conversions	1-2	0-0
Red-Zone Scores-Chances	2-2	1-1

Rushing: Notre Dame- Jeremiah Love 11-79-1, Jadarian Price 4-24, Riley Leonard 11-16-1, Aneay Williams 1-4, Devyn Ford 1-0. Northern Illinois- Anterio Brown 20-99, Gavin Williams 17-59, Ethan Hampton 5-21, Trayvon Rudolph 1-5, George Dimopoulos 1-4, Grayson Barnes 1-2.

Passing: Notre Dame- Riley Leonard 20-32-2-163, TEAM 0-1-0. Northern Illinois- Ethan Hampton 10-19-0-198-1, Trayvon Rudolph 0-1-0.

Receiving: Notre Dame- Beaux Collins 5-45, Jaden Greathouse 5-41, Kris Mitchell 3-32, Mitchell Evans 2-26, Jeremiah Love 2-10, Devyn Ford 1-6, Jayden Thomas 1-4, Jadarian Price 1- -1. Northern Illinois: Anterio Brown 2-126, Keyshaun Pipkin 1-14, Grayson Barnes 1-13, Cam Thompson 1-12, Tristen Tewes 1-12, Dane Pardridge 1-8, George Dimopoulos 1-8, Brock Lampe 1-3, Andrew McElroy 1-2.

**GAME 3 - PURDUE**

Sept. 14, 2024 | Ross-Ade Stadium (West Lafayette, IN)

**GAME 4 - MIAMI (OH)**

Sept. 21, 2024 | Notre Dame Stadium (South Bend, IN)

<b>(18/19) NOTRE DAME</b>	<b>66</b>
<b>PURDUE</b>	<b>7</b>

The University of Notre Dame football team exploded for 42 points in the first half, played most of its reserve players in the second half and cruised to a dominating 66-7 win over Purdue on Saturday afternoon.

Riley Leonard led the offensive explosion in the first half, rushing for 100 yards and three consecutive touchdowns while passing for 112 yards. By the time Jadarian Price rambled 70 yards on Notre Dame's final play of the first half - part of the 278 Irish rushing yards in the first 30 minutes - the outcome had been determined.

The Irish defense was just as dominant as its offensive counterparts, holding Purdue to just 162 yards and 1-12 on third down. The effort was highlighted by freshman Boubacare Traore's 34-yard interception return for a touchdown in the second quarter.

Steve Angeli played most of the second half at quarterback in relief of Leonard and finished six for nine passing for 100 yards and two TDs. Third-string quarterback Kenny Minchey finished off the scoring for Notre Dame with a five-yard touchdown run.

**SCORE BY QUARTERS**

	1	2	3	4	FINAL
Notre Dame	14	28	10	14	66
Purdue	0	0	7	0	7

**SCORING SUMMARY**

1st	12:50	ND	J.Love 48 yd rush (M.Jeter kick), 5-75, 02:10
	01:53	ND	R.Leonard 3 yd rush (M.Jeter kick), 11-82, 05:43
2nd	08:24	ND	R.Leonard 34 yd rush (M.Jeter kick), 7-68, 03:16
	02:10	ND	R.Leonard 13 yd rush (M.Jeter kick), 10-77, 04:54
	01:32	ND	B.Traore 34 yd interception return (M.Jeter kick), 00:38
	00:04	ND	J.Price 70 yd rush (M.Jeter kick), 1-60, 00:37
3rd	12:41	ND	C.Flanagan 28 yd pass from S.Angeli (M.Jeter kick), 2-32, 00:40
	09:33	PUR	D.Morrisette 5 yd pass from H.Card (S.Porath kick), 6-75, 03:08
	05:39	ND	M.Jeter 42 yd FG, 7-51, 03:54
4th	05:44	ND	K.Bauman 8 yd pass from S.Angeli (Z.Yoakam kick), 7-52, 03:43
	05:44	ND	K.Minchey 5 yd rush (Z.Yoakam kick), 3-31, 01:31

**TEAM STATISTICS**

	ND	PURDUE
FIRST DOWNS	27	6
RUSHES-YARDS (NET)	44-362	25-38
PASSING YARDS (NET)	216	124
Passes Att- Comp-Int	26-18-0	24-11-2
TOTAL OFFENSE PLAYS-YARDS	70-578	49-162
Fumble Returns-Yards	0-0	0-0
Punt Returns-Yards	4-35	0-0
Kickoff Returns-Yards	0-0	3-61
Interception Returns-Yards	2-38-1	0-0
Punts (Number-Avg)	4-37.5	10-47.3
Fumbles-Lost	0-0	1-0
Penalties-Yards	5-40	7-68
Possession Time	35:43	24:17
Third-Down Conversions	7-12	1-12
Fourth-Down Conversions	0-0	0-1
Red-Zone Scores-Chances	4-4	1-1

Rushing: Notre Dame- Jeremiah Love 10-109-1, Riley Leonard 11-100-3, Jadarian Price 8-86-1, Kedren Young 4-25, Steve Angeli 4-12, Kenny Minchey 2-12, Aneyas Williams 1-9, Devyn Ford 2-9, Jayden Thomas 1-2, TEAM 1- -2. Purdue- Reggie Love 10-61, Devin Mockobee 9-19, Hudson Card 6- -42.

Passing: Notre Dame- Riley Leonard 11-112, Steve Angeli 6-100-2, Kenny Minchey 1-4. Purdue- Hudson Card 11-124-1.

Receiving: Notre Dame- Eli Raridon 3-30, Mitchell Evans 3-27, Jayden Harrison 2-47, Jayden Thomas 2-36, Jeremiah Love 2-18, KK Smith 2-13, Beaux Collins 2-9, Cooper Flanagan 1-28-1, Kevin Bauman 1-8-1. Purdue- Max Klare 3-36, De'Nylon Morrisette 2-9-1, Kam Brown 1-52, Jahmal Edrine 1-18, Jaron Tibbs 1-3, Shamar Ribgy 1-3, Devin Mockobee 1-3, Leland Smith 1-0.

<b>MIAMI (OH)</b>	<b>3</b>
<b>(17/18) NOTRE DAME</b>	<b>28</b>

The University of Notre Dame football team (3-1) defeated Miami (OH) (0-3) 28-3 on a warm and sunny late fall day at Notre Dame Stadium. The Irish defense stifled the RedHawk attack all day, holding Miami to just 229 total yards and two-of-12 on third down.

Notre Dame led 14-3 at halftime, then added two more scores in the second half, led by 143 yards rushing and two touchdowns from quarterback Riley Leonard. Leonard also connected with Beaux Collins on a 38-yard touchdown pass in the second quarter.

Freshman defensive end Boubacar Traore highlighted the Irish defensive effort. In his first career start, Traore tied for the team lead with five tackles, a career-best two sacks, a forced fumble and a quarterback hurry.

**SCORE BY QUARTERS**

	1	2	3	4	FINAL
Miami (OH)	0	3	0	0	3
Notre Dame	0	14	7	7	28

**SCORING SUMMARY**

2nd	12:32	MIA	D.Dzioban 26 yd FG, 10-59, 04:09
	03:33	ND	R.Leonard 8 yd rush (M.Jeter kick), 10-87, 04:59
	01:05	ND	B.Collins 38 yd pass from R.Leonard (M.Jeter kick), 6-81, 00:56
3rd	04:17	ND	J.Love 15 yd rush (M.Jeter kick), 7-60, 03:00
4th	05:39	ND	R.Leonard 50 yd rush (M.Jeter kick), 5-69, 02:34

**TEAM STATISTICS**

	MIAMI	ND
FIRST DOWNS	17	24
RUSHES-YARDS (NET)	28-110	36-270
PASSING YARDS (NET)	119	158
Passes Att- Comp-Int	36-14-2	28-17-0
TOTAL OFFENSE PLAYS-YARDS	64-229	64-428
Fumble Returns-Yards	0-0	0-0
Punt Returns-Yards	1-10	1-0
Kickoff Returns-Yards	0-0	1-0
Interception Returns-Yards	0-0	2-0
Punts (Number-Avg)	6-39.5	4-47.2
Fumbles-Lost	2-0	2-2
Penalties-Yards	10-100	8-66
Possession Time	29:54	30:06
Third-Down Conversions	2-12	5-11
Fourth-Down Conversions	0-1	1-2
Red-Zone Scores-Chances	1-3	2-3

Rushing: Notre Dame- Riley Leonard 12-143-2, Jeremiah Love 11-60-1, Jadarian Price 6-39, Devyn Ford 5-21, Aneyas Williams 2-7. Miami- Keyon Mozee 6-36, Jordan Brunson 10-34, Kevin Davis 2-29, Dylan Downing 4-20, Brett Gabbert 6- -9.

Passing: Notre Dame- Riley Leonard 16-154-1, Steve Angeli 1-4. Miami- Brett Gabbert 14-119, Henry Hesson 0-0.

Receiving: Notre Dame- Beaux Collins 4-60-1, Jayden Harrison 3-19, Kris Mitchell 2-25, Mitchell Evans 2-15, Jayden Thomas 2-8, Jaden Greathouse 1-12, Jeremiah Love 1-9, Eli Raridon 1-6, Deion Colzie 1-4. Miami- Cade McDonald 4-52, Javon Tracy 3-22, Preston Daniel 2-12, Kevin Davis 2-5, Kam Perry 1-13, Reggie Virgil 1-12, Jack Coldiron 1-3.

**GAME 5 - LOUISVILLE**

Sept. 28, 2024 | Notre Dame Stadium (South Bend, IN)

<b>(15/17) LOUISVILLE</b>	<b>24</b>
<b>(16/14) NOTRE DAME</b>	<b>31</b>

The 16th-ranked University of Notre Dame Fighting Irish earned a hard-fought 31-24 victory against No. 15 Louisville in a marquee matchup in front of a sold-out Notre Dame Stadium Saturday afternoon.

The Irish earned the ninth ranked victory in the Marcus Freeman era by taking an early 21-7 lead, forcing three turnovers and holding off a late charge from the Cardinals. Notre Dame quarterback Riley Leonard threw for 163 yards and two touchdowns, added another touchdown on the ground while also leading the team with 52 rushing yards. Leonard's touchdowns went to Jaden Greathouse and Jeremiah Love.

Freshman cornerback Leonard Moore, making his first-career start, led the team with seven tackles and senior safety Xavier Watts picked off his second pass of the season and broke up Louisville's final pass of the evening on a desperation fourth-down throw.

**SCORE BY QUARTERS**

	1	2	3	4	FINAL
Louisville	7	7	0	10	24
Notre Dame	21	3	0	7	31

**SCORING SUMMARY**

1st	13:30	LVL	I.Brown 10 yd pass from T.Shough (B.Travelstead kick), 3-24, 01:24
	07:22	ND	J.Love 6 yd rush (M.Jeter kick), 12-75, 06:08
	04:59	ND	J.Greathouse 34 yd pass from R.Leonard (M.Jeter kick), 4-53, 02:05
	02:40	ND	R.Leonard 4 yd rush (M.Jeter kick), 1-4, 00:03
2nd	12:28	LVL	J.Brooks 5 yd pass from T.Shough (B.Travelstead kick), 3-9, 01:30
	03:46	ND	M.Jeter 48 yd FG, 4-6, 02:14
4th	11:25	LVL	B.Travelstead 56 yd FG, 7-17, 02:04
	09:16	ND	J.Love 32 yd pass from R.Leonard (M.Jeter kick), 5-75, 02:09
	05:17	LVL	J.Brooks 24 yd pass from T.Shough (B.Travelstead kick), 14-75, 03:59

**TEAM STATISTICS**

	LVL	ND
FIRST DOWNS	19	11
RUSHES-YARDS (NET)	35-131	31-117
PASSING YARDS (NET)	264	163
Passes Att- Comp-Int	41-24-1	23-17-0
TOTAL OFFENSE PLAYS-YARDS	76-395	54-280
Fumble Returns-Yards	0-0	1-3
Punt Returns-Yards	2-6	1-7
Kickoff Returns-Yards	2-22	2-39
Interception Returns-Yards	0-0	1-34
Punts (Number-Avg)	3-35.7	4-41.5
Fumbles-Lost	3-2	2-2
Penalties-Yards	6-50	5-45
Possession Time	32:04	27:56
Third-Down Conversions	7-17	2-10
Fourth-Down Conversions	1-5	2-3
Red-Zone Scores-Chances	2-3	2-2

Rushing: Notre Dame- Riley Leonard 13-52-1, Jeremiah Love 11-34-1, Jadarian Price 3-18, Aneayas Williams 2-16, Team 2- -3. Louisville- Isaac Brown 13-72, Donald Chaney Jr. 9-38, Tyler Shough 5-36, Keyjuan Brown 5-23, Duke Watson 1-3, Caullin Lacy 1-1, Team 1- -42.

Passing: Notre Dame- Riley Leonard 17-163-2. Louisville- Tyler Shough 24-264-3.

Receiving: Notre Dame- Jeremiah Love 5-27-1, Jaden Greathouse 4-61-1, Mitchell Evans 3-14, Jordan Faison 2-17, Jayden Harrison 1-34, Beaux Collins 1-5, Jayden Thomas 1-5. Louisville- Ja'Corey Brooks 5-71-2, Caullin Lacy 5-71, Isaac Brown 4-23-1, Chris Bell 3-21, Jamari Johnson 2-33, Keyjuan Brown 2-19, Ahmari Huggins-Bruce 1-15, Mark Redman 1-9, Donald Chaney Jr. 1-2.

**GAME 6 - STANFORD**

Oct. 12, 2024 | Notre Dame Stadium (South Bend, IN)

<b>STANFORD</b>	<b>7</b>
<b>(11/12) NOTRE DAME</b>	<b>49</b>

The No. 11 Notre Dame Fighting Irish dominated in a 49-7 victory over the Stanford Cardinals.

After allowing an opening-drive touchdown, Notre Dame scored 49 unanswered points. An hour-long weather delay paused the game at the end of the third quarter with a 42-7 lead for the Irish.

Senior quarterback Riley Leonard went 16-for-22 for 229 yards and three touchdowns, rushing for 31 yards and an additional touchdown. Leonard completed passes to 11 different receivers.

The Irish defense was dominant, leading all Power 4 teams on the weekend in fewest passing yards allowed (87) and total offensive yards allowed (200), and ranked second among all FBS teams for both of those single game totals this weekend. They were the only FBS program this weekend to hold an opposing offense to 87 or fewer passing yards and also 200 or fewer offensive yards in the same game.

**SCORE BY QUARTERS**

	1	2	3	4	FINAL
Stanford	7	0	0	0	7
Notre Dame	7	14	21	7	49

**SCORING SUMMARY**

1st	06:49	STAN	J.Lamson 1 yd rush (E.Kenney kick), 9-63, 05:14
	01:27	ND	R.Leonard 6 yd rush (M.Jeter kick), 12-75, 05:22
2nd	07:46	ND	J.Thomas 15 yd pass from R.Leonard (Z.Yoakam kick), 7-52, 03:21
	01:11	ND	K.Mitchell 5 yd pass from R.Leonard (Z.Yoakam kick), 9-56, 02:37
3rd	12:12	ND	J.Price 16 yd rush (Z.Yoakam kick), 2-17, 00:40
	06:49	ND	J.Love 39 yd rush (Z.Yoakam kick), 4-83, 01:23
	01:29	ND	E.Raridon 5 yd pass from R.Leonard (Z.Yoakam kick), 5-64, 02:37
4th	09:17	ND	A.Williams 19 yd rush (#48 M.Diomedede kick), 11-60, 05:25

**TEAM STATISTICS**

	STAN	ND
FIRST DOWNS	14	24
RUSHES-YARDS (NET)	41-113	39-229
PASSING YARDS (NET)	87	248
Passes Att- Comp-Int	18-10-0	27-18-0
TOTAL OFFENSE PLAYS-YARDS	59-200	66-477
Fumble Returns-Yards	0-0	1-15
Punt Returns-Yards	0-0	3-24
Kickoff Returns-Yards	2-3	0-0
Interception Returns-Yards	0-0	0-0
Punts (Number-Avg)	4-45.5	1-24
Fumbles-Lost	3-1	1-1
Penalties-Yards	3-25	4-35
Possession Time	30:44	29:16
Third-Down Conversions	4-12	6-11
Fourth-Down Conversions	1-4	3-3
Red-Zone Scores-Chances	1-1	6-7

Rushing: Notre Dame- Jeremiah Love 6-53-1, Jadarian Price 12-49-1, Kedren Young 7-39, Riley Leonard 6-31-1, Aneayas Williams 3-28-1, Devyn Ford 3-20, Steve Angeli 2-9. Stanford- Chris Davis Jr. 10-45, Ashton Daniels 14-42, Ryan Butler 3-10, Champ Hampton 2-9, Bryce Farrell 1-5, Justin Lamson 6-2-1, Emmett Mosley V 5-0.

Passing: Notre Dame- Riley Leonard 16-22-229-3, Steve Angeli 2-5-19-0. Stanford- Ashton Daniels 8-13-74-0, Justin Lamson 2-4-13-0, TEAM 0-1-0-0.

Receiving: Notre Dame- Beaux Collins 4-85, Kris Mitchell 4-32-1, Jayden Thomas 2-23-1, Jeremiah Love 1-25, KK Smith 1-25, Jaden Greathouse 1-19, Deion Colzie 1-14, Pat Coogan 1-11, Eli Raridon 1-5, Aneayas Williams 1-5, Jadarian Price 1-4. Stanford- Elic Ayomanor 3-16, Ismael Cisse 2-29, Sam Roush 2-13, Emmett Mosley V 1-16, Marcus Brown 1-7, Benji Blackburn 1-6.

**GAME 7 - GEORGIA TECH**

Oct. 19, 2024 | Mercedes-Benz Stadium (Atlanta, GA)

<b>(12/11) NOTRE DAME</b>	<b>31</b>
<b>GEORGIA TECH</b>	<b>13</b>

The University of Notre Dame football team (6-1) rattled off 31 consecutive points while holding Georgia Tech's rushing offense to 64 total yards in a 31-14 victory at Mercedes-Benz Stadium.

The Irish were led on offense by quarterback Riley Leonard, who shook off an early-game interception to complete 20-of-29 passes for 203 yards while rushing for 51 yards and two touchdowns. Running back Jeremiah Love posted 93 total yards and a rushing touchdown while safety Adon Shuler capped the Irish scoring with a 36-yard interception return late in the fourth quarter.

Shuler's play provided a late-game highlight for the Irish defense which was led by a career-high nine tackles from sophomore linebacker Drayk Bowen who made plays all over the field. Freshman cornerback Leonard Moore also had seven tackles, a tackle-for-loss and two pass break ups in his second-career start.

**SCORE BY QUARTERS**

	1	2	3	4	FINAL
Notre Dame	0	14	7	10	31
Georgia Tech	7	0	0	6	13

**SCORING SUMMARY**

1st	00:00	GT	J.Haynes 1 yd rush (A.Birr kick), 13-71, 07:06
2nd	07:00	ND	R.Leonard 1 yd rush (Z.Yoakam kick), 14-75, 08:00
	01:53	ND	R.Leonard 12 yd rush (Z.Yoakam kick), 5-68, 02:51
3rd	11:01	ND	J.Love 1 yd rush (Z.Yoakam kick), 6-60, 03:10
4th	10:01	ND	Z.Yoakam 42 yd FG, 11-32, 03:59
	02:37	ND	A.Shuler 36 yd interception return (Z.Yoakam kick), 00:10
	00:23	GT	C.Lane 6 yd pass from Z.Pyron (J.Hawes pass from Z.Pyron failed), 9-80, 02:08

**TEAM STATISTICS**

	ND	GT
FIRST DOWNS	23	18
RUSHES-YARDS (NET)	39-168	29-64
PASSING YARDS (NET)	217	269
Passes Att- Comp-Int	30-21-0	38-20-2
TOTAL OFFENSE PLAYS-YARDS	69-385	67-333
Fumble Returns-Yards	0-0	0-0
Punt Returns-Yards	2-14	1-4
Kickoff Returns-Yards	0-0	4-98
Interception Returns-Yards	2-36-1	1-27
Punts (Number-Avg)	2-37.5	4-45.0
Fumbles-Lost	0-0	1-0
Penalties-Yards	5-37	5-25
Possession Time	35:45	24:15
Third-Down Conversions	4-12	4-14
Fourth-Down Conversions	3-4	3-5
Red-Zone Scores-Chances	4-4	2-3

Rushing: Notre Dame- Jadarian Price 8-69, Riley Leonard 10-51-2, Jeremiah Love 14-36-1, Devyn Ford 2-5, Aneyas Williams 2-5, Tyler Buchner 1-4, TEAM 1- -2. Georgia Tech- Zach Pyron 13-45, Chad Alexander 5-19, Jamal Haynes 8-15-1, Eric Singleton Jr. 2-1, TEAM 1- -16.

Passing: Notre Dame- Riley Leonard 20-203, Davis Sherwood 1-14. Georgia Tech- Zach Pyron 20-269-1.

Receiving: Notre Dame- Beaux Collins 5-51, Mitchell Evans 4-26, Jeremiah Love 3-57, Jaden Greathouse 3-43, Jayden Harrison 2- -1, Kris Mitchell 1-14, Aneyas Williams 1-10, Eli Raridon 1-9, Jayden Thomas 1-8. Georgia Tech- Eric Singleton Jr. 6-59, Malik Rutherford 4-32, Bailey Stockton 2-37, Chad Alexander 2-18, Jamal Haynes 2-12, Abdul Janneh 1-60, Avery Boyd 1-25, Jackson Hawes 1-20, Chase Lane 1-6.

**GAME 8 - NAVY**

Oct. 26, 2024 | MetLife Stadium (East Rutherford, NJ)

<b>(12/11) NOTRE DAME</b>	<b>51</b>
<b>(24/24) NAVY</b>	<b>14</b>

Notre Dame (7-1) forced six turnovers enroute to a 51-14 demolition of No. 24 Navy at MetLife Stadium in East Rutherford, NJ. The Irish took two Midshipmen fumbles on their first two offensive series, went ahead 14-0 and never looked back as Dick Corbett Head Football Coach Marcus Freeman earned a school-record-matching 10th win over a ranked team in his first three years leading the program.

Senior quarterback Riley Leonard continued his recent run of efficient play, completing 13-of-21 passes for 178 yards and two touchdowns while adding 83 rushing yards and another score on the ground. Sophomore running back Jeremiah Love rushed for 102 yards and two scores, one a spectacular 64-yard jaunt for Notre Dame's third score of the game.

Navy had trouble holding on to the ball all afternoon and the Irish defense took advantage, holding the nation's fourth scoring offense (44.8 points per game entering Saturday) to just two touchdowns.

**SCORE BY QUARTERS**

	1	2	3	4	FINAL
Notre Dame	14	17	13	7	51
Navy	0	7	7	0	14

**SCORING SUMMARY**

1st	10:28	ND	R.Leonard 1 yd rush (Z.Yoakam kick), 9-75, 04:32
	05:44	ND	K.Mitchell 6 yd pass from R.Leonard (Z.Yoakam kick), 3-7, 01:19
2nd	13:33	NA	B.Horvath 47 yd rush (N.Kirkwood kick), 5-80, 02:18
	12:28	ND	J.Love 64 yd rush (Z.Yoakam kick), 3-75, 01:05
3rd	05:05	ND	J.Love 2 yd rush (Z.Yoakam kick), 9-40, 04:57
	00:26	ND	Z.Yoakam 32 yd FG, 9-63, 01:20
4th	08:44	NA	E.Heidenreich 1 yd rush (N.Kirkwood kick), 12-75, 06:16
	05:35	ND	B.Collins 37 yd pass from R.Leonard (Z.Yoakam kick), 7-75, 02:57
	04:18	ND	J.Sneed 0 yd fumble return (E.Goins kick missed), 01:17
4th	07:08	ND	K.Young 4 yd rush (Z.Yoakam kick), 4-16, 02:12

**TEAM STATISTICS**

	ND	NAVY
FIRST DOWNS	20	17
RUSHES-YARDS (NET)	40-265	43-222
PASSING YARDS (NET)	201	88
Passes Att- Comp-Int	25-15-0	14-7-1
TOTAL OFFENSE PLAYS-YARDS	65-466	57-310
Fumble Returns-Yards	2-28-1	0-0
Punt Returns-Yards	0-0	2-1
Kickoff Returns-Yards	1-16	4-43
Interception Returns-Yards	1-0	0-0
Punts (Number-Avg)	2-45.0	2-60.0
Fumbles-Lost	0-0	7-5
Penalties-Yards	9-80	5-40
Possession Time	30:29	29:31
Third-Down Conversions	8-13	4-11
Fourth-Down Conversions	1-1	2-3
Red-Zone Scores-Chances	5-6	1-3

Rushing: Notre Dame- Jeremiah Love 12-102-2, Riley Leonard 10-83-1, Kedren Young 10-52-1, Jadarian Price 5-19, Aneyas Williams 3-9. Navy- Blake Horvath 14-129-1, Eli Heidenreich 11-51-1, Alex Tecza 12-33, Shane Reynolds 1-6, Daba Fofana 2-4, Braxton Woodson 2-1, TEAM 1- -2.

Passing: Notre Dame- Riley Leonard 13-21-178-2, Steve Angeli 2-4-23. Navy- Blake Horvath 7-13-88, Luke Hutchison 0-1-0.

Receiving: Notre Dame- Jordan Faison 4-52, Beaux Collins 2-42-1, Mitchell Evans 2-25, Kris Mitchell 2-10-1, Jaden Greathouse 1-42, Davis Sherwood 1-19, Aneyas Williams 1-8, Jayden Thomas 1-5, Jeremiah Love 1- -2. Navy- Alex Tecza 2-39, Eli Heidenreich 2-10, Brandon Chatman 1-21, Luke Hutchison 1-11, Nathan Kent 1-7.

**GAME 9 - FLORIDA STATE**

Nov. 9, 2024 | Notre Dame Stadium (South Bend, Ind.)

<b>FLORIDA STATE</b>	<b>3</b>
<b>(10/8/10) NOTRE DAME</b>	<b>52</b>

The University of Notre Dame football team (8-1) piled up a season-high eight sacks while handling Florida State (1-9) 52-3 to earn the Irish their seventh-consecutive win in 2024. Senior defensive lineman Rylie Mills led the sack parade with a career-high three while adding two other tackles and a quarterback pressure.

The Irish offense was a team effort. Quarterback Rylie Leonard threw for 215 yards, one touchdown and added two more scores on the ground. Jadarian Price provided perhaps the highlight of the day with a 64-yard scoring run and finished the game with 94 yards rushing. Jaden Greathouse led the team with five receptions for 66 yards while Mitchell Evans and Deion Colzie caught touchdown passes.

Sophomore Luke Talich capped the scoring in the game with a 79-yard interception return for touchdown with under two minutes remaining.

**SCORE BY QUARTERS**

	1	2	3	4	FINAL
Florida State	3	0	0	0	3
Notre Dame	7	14	10	21	52

**SCORING SUMMARY**

1st	13:17	ND	R.Leonard 34 yd rush (M.Jeter kick), 5-75, 01:43
	05:22	FSU	R.Fitzgerald 23 yd FG, 16-75, 07:52
2nd	14:35	ND	J.Price 65 yd rush (M.Jeter kick), 3-84, 01:05
	00:17	ND	M.Evans 12 yd pass from R.Leonard (M.Jeter kick), 12-77, 01:31
3rd	09:38	ND	R.Leonard 6 yd rush (M.Jeter kick), 6-38, 02:55
	01:05	ND	M.Jeter 28 yd FG, 6-50, 02:51
4th	10:53	ND	J.Love 1 yd rush (M.Jeter kick), 7-65, 03:51
	04:06	ND	D.Colzie 7 yd pass from S.Angeli (M.Jeter kick), 8-57, 04:20
	01:23	ND	L.Talich 79 yd interception return (M.Jeter kick), 02:43

**TEAM STATISTICS**

	FSU	ND
FIRST DOWNS	14	22
RUSHES-YARDS (NET)	43-120	32-201
PASSING YARDS (NET)	88	252
Passes Att- Comp-Int	26-10-2	30-17-0
TOTAL OFFENSE PLAYS-YARDS	69-208	62-453
Fumble Returns-Yards	0-0	0-0
Punt Returns-Yards	1-9	2-12
Kickoff Returns-Yards	6-110	0-0
Interception Returns-Yards	0-0	2-81-1
Punts (Number-Avg)	7-40.9	3-40.0
Fumbles-Lost	1-0	0-0
Penalties-Yards	6-56	3-30
Possession Time	33:11	26:49
Third-Down Conversions	3-17	5-12
Fourth-Down Conversions	1-2	2-2
Red-Zone Scores-Chances	1-2	5-5

Rushing: Notre Dame- Jadarian Price 7-95-1, Riley Leonard 11-70-2, Jeremiah Love 9-19-1, Aneayas Williams 2-11, Justin Fisher 1-4, Jake Tafelski 1-2, Steve Angeli 1-0. Florida State- Lawrance Toafili 16-77, Samuel Singleton jr. 8-47, Malik Benson 1-7, Brock Glenn 9-5, Ja'Khi Douglas 1-4, Luke Komenhoek 8- -20.

Passing: Notre Dame- Riley Leonard 14-215-1, Steve Angeli 3-37-1. Florida State- Brock Glenn 5-51, Luke Komenhoek 5-37.

Receiving: Notre Dame- Jaden Greathouse 5-66, Jayden Harrison 2-47, Jordan Faison 2-25, Mitchell Evans 2-21, Aneayas Williams 1-28, Justin Fisher 1-16, Beaux Collins 1-15, Jake Tafelski 1-14, Jeremiah Love 1-13, Deion Colzie 1-7. Florida State- 3-20, Lawayne McCoy 2-22, Kyle Morlock 1-14, Elijah Moore 1-13, Landen Thomas 1-9, Darion Williamson 1-8, Samuel Singleton Jr. 1-2.

**GAME 10 - VIRGINIA**

Nov. 16, 2024 | Notre Dame Stadium (South Bend, IN)

<b>VIRGINIA</b>	<b>14</b>
<b>(8/7/8) NOTRE DAME</b>	<b>35</b>

Notre Dame Fighting Irish (9-1) dominated the Virginia Cavaliers (5-5) in a 35-14 win on Senior Night.

Senior quarterback Riley Leonard completed 22 passes for 214 yards and three touchdowns, while sophomore running back Jeremiah Love made a statement with 16 carries for 137 yards and two touchdowns.

The Irish defense recorded five takeaways on the day, as graduate safety Xavier Watts shone. The captain recorded an interception, a fumble recovery and a pass breakup, in addition to three tackles.

The Irish took control of the game with a three-touchdown second quarter, as they held Virginia scoreless until midway through the third quarter.

**SCORE BY QUARTERS**

	1	2	3	4	FINAL
Virginia	0	0	7	7	14
Notre Dame	7	21	7	0	35

**SCORING SUMMARY**

1st	13:04	ND	J.Love 4 yd rush (M.Jeter kick), 4-25, 01:52
2nd	06:34	ND	J.Harrison 8 yd pass from R.Leonard (M.Jeter kick), 9-88, 03:42
	02:20	ND	C.Flanagan 2 yd pass from R.Leonard (M.Jeter kick), 1-2, 00:03
	00:49	ND	M.Evans 16 yd pass from R.Leonard (M.Jeter kick), 3-32, 00:34
3rd	09:38	ND	J.Love 76 yd rush (Z.Yoakam kick), 3-88, 01:21
	07:52	UVA	T.Muskett 18 yd rush (W.Bettridge kick), 5-75, 01:46
4th	00:18	UVA	T.Muskett 2 yd rush (W.Bettridge kick), 16-80, 05:42

**TEAM STATISTICS**

	UVA	ND
FIRST DOWNS	15	21
RUSHES-YARDS (NET)	32-128	38-234
PASSING YARDS (NET)	172	214
Passes Att- Comp-Int	36-17-3	33-22-1
TOTAL OFFENSE PLAYS-YARDS	68-300	71-448
Fumble Returns-Yards	0-0	0-0
Punt Returns-Yards	4-10	5-0
Kickoff Returns-Yards	1-10	2-27
Interception Returns-Yards	1-0	3-54
Punts (Number-Avg)	7-40.0	5-47.6
Fumbles-Lost	5-2	1-1
Penalties-Yards	6-40	9-89
Possession Time	25:24	34:36
Third-Down Conversions	6-18	1-12
Fourth-Down Conversions	2-3	3-4
Red-Zone Scores-Chances	2-2	4-6

Rushing: Notre Dame- Jeremiah Love 16-137-2, Jadarian Price 6-44, Riley Leonard 8-32, Aneayas Williams 7-23, TEAM 1- -2. Virginia- Xavier Brown- 11-52, Kobe Pace 6-31, Anthony Colandrea 4-23, Noah Vaughn 5-12, Tony Muskett 5-9, Davis Lane Jr. 1-1

Passing: Notre Dame- Riley Leonard 22-214-3-1. Virginia- Anthony Colandrea 8-69-0-1, Tony Muskett 9-103, Malachi Fields 0-0.

Receiving: Notre Dame- Mitchell Evans 4-34-1, Jayden Harrison 3-41-1, Aneayas Williams 3-35, Jordan Faison 2-25, Deion Colzie 2-16, Jayden Thomas 2-14, Kris Mitchell 2-12, Jaden Greathouse 1-17, Beaux Collins 1-16, Cooper Flanagan 1-2-1, Jeremiah Love 1-2. Virginia- Malachi Fields 4-81, Tyler Neville 4-27, Jaden Gibson 2-22, JR Wilson 2-5, Noah Vaughn 1-13, Dakota Twitty 1-12, TyLyric Coleman 1-5, Suderian Harrison 1-4, Chris Tyree 1-3.

**2023 FINAL RESULTS**

Date	ND Rank	Opp Rank	Opponent	Location	W/L	Score	Att	Leading Rusher	Leading Passer	Leading Receiver	Leading Tackler
8-26	13/13		vs. Navy	Aviva Stadium	W	42-3	49,000 (c)	Estimé (95)	Hartman (251)	Thomas (63)	Kiser (8)
9-2	13/13		Tennessee St.	Notre Dame Stadium	W	56-3	77,622 (c)	Estimé (116)	Hartman (194)	Thomas (62)	Cross III (6)
9-9	10/11		at NC State	Carter-Finley Stadium	W	45-24	56,919	Estimé (134)	Hartman (286)	Staes (115)	Harper (7)
9-16	9/11		Central Michigan	Notre Dame Stadium	W	41-17	77,622 (c)	Estimé (176)	Hartman (330)	Thomas (63)	Kiser (10)
9-23	9/9	6/4	Ohio State	Notre Dame Stadium	L	14-17	77,622 (c)	Estimé (70)	Hartman (175)	Evans (75)	Bertrand/Jean-Baptiste (8)
9-30	11/13	17/16	at Duke	Wallace Wade Stadium	W	21-14	40,768	Estimé (81)	Hartman (222)	Evans (134)	Cross III (13)
10-7	10/11	25/25	at Louisville	L&N FCU Stadium	L	20-33	59,081 (c)	Love (37)	Hartman (254)	Evans (71)	Bertrand/Brown (9)
10-14	21/21	10/9	Southern Cal	Notre Dame Stadium	W	48-20	77,622 (c)	Estimé (95)	Hartman (126)	Tyree (62)	Bertrand (11)
10-28	14/14		Pittsburgh	Notre Dame Stadium	W	58-7	77,622 (c)	Estimé (114)	Hartman (288)	Evans (66)	Bertrand/Harper (5)
11-4	12/12		at Clemson	Memorial Stadium	L	23-31	81,500 (c)	Estimé (87)	Hartman (146)	Estimé (33)	Kiser (9)
11-18	20/18		Wake Forest	Notre Dame Stadium	W	45-7	77,622 (c)	Estimé (115)	Hartman (277)	Flores (102)	Cross III (9)
11-25	17/17		at Stanford	Stanford Stadium	W	56-23	30,901	Estimé (238)	Hartman (140)	Faison (66)	Bertrand (6)
12-29	15/16	21/22	vs. Oregon State	Sun Bowl Stadium	W	40-8	48,223 (c)	Price (106)	Angeli (232)	Faison (115)	Botelho/Watts (5)

**NOTRE DAME SEASON REVIEW**

- Notre Dame began the season in Ireland, taking part in the Aer Lingus College Football Classic against Navy. The Irish won their third game against Navy in Ireland by a score of 42-3 with **Sam Hartman** making his Notre Dame debut at quarterback and throwing four touchdown passes. **Jadarian Price** scored a touchdown on his first career carry, while **Jaden Greathouse** caught a touchdown pass on his first career reception.
- A 28-point second quarter highlighted the victory over Tennessee State (56-3) in Notre Dame Stadium on a historical weekend during which Notre Dame played its first game against a Football Championship Subdivision team and a Historically Black College or University. The sterling defensive performance marked the first time since 1975 that the Irish held their first two opponents of the season without a touchdown.
- A two-hour inclement weather delay that occurred early in the second quarter at NC State was quickly forgotten when **Audric Estimé** rumbled for an 80-yard touchdown on the first play back to action for both teams. Estimé finished the game with 134 yards, **Sam Hartman** threw four more touchdown passes and the Irish defense intercepted NC State QB Brennan Armstrong three times in the 45-24 victory.
- Notre Dame's offense continued rolling along in the first-ever meeting with Central Michigan, scoring 40 (41-17) points in the first four games of the season for the first time since 1914. **Audric Estimé** rushed for 176 yards while **Jack Kiser** piled up 10 tackles for the Irish defense.
- In one of the most anticipated games of the season, No. 9 Notre Dame battled No. 6 Ohio State into the game's final minutes, with the Buckeyes scoring the winning touchdown (17-14) with 1:25 remaining. **Javontae Jean-Baptiste**, a transfer from Ohio State, paced the Irish defense with eight tackles in the game while **Mitchell Evans** caught seven passes for 75 yards to lead the Irish offense.
- After the last-minute loss to Ohio State, Notre Dame battled back to earn a last-minute thrilling victory at No. 17 Duke the next weekend. Trailing by a point and buried on its own five-yard line, Notre Dame drove 10 plays for the game-winning touchdown, which was delivered by **Audric Estimé** on a 30-yard run with 31 seconds remaining. **Sam Hartman's** fourth-down 17-yard scramble set up Estimé's memorable play. **Howard Cross III**, who earned national defensive player of the week honors after a 13-tackle performance, ended the game with a strip-sack.
- Facing an unprecedented third consecutive night game against a ranked opponent at No. 25 Louisville, turnovers doomed Notre Dame's comeback bid against the upstart Cardinals who claimed a 33-20 victory. Louisville would go on to play in the ACC Championship game.
- The streak of night-time games against ranked opponents continued the next weekend against No. 10 Southern Cal, but the Irish defense overwhelmed defending Heisman Trophy quarterback Caleb Williams, intercepting him three times in the first half. **Xavier Watts** dominated on defense, intercepting two passes, returning a fumble for a touchdown and forcing a fumble to earn national defensive player of the week honors. The 48-20 victory was the most lopsided for the Irish in the series with Southern Cal since 1995.
- After a well-deserved week off, Notre Dame blitzed Pittsburgh in Notre Dame Stadium 58-7 as **Xavier Watts** became the first Irish defensive player to intercept multiple passes in consecutive games (Watts picked off two passes against the Panthers). **Audric Estimé** rushed for three touchdowns in the contest and the Irish special teams unit returned its first punt for a touchdown since 2015.
- A key road victory at Clemson eluded Notre Dame, as turnovers doomed an Irish comeback. Down 24-9 at halftime, the Irish rallied to cut it to one score and out-gained yardage-wise the Tigers in the game 329-285, but could not get the necessary late score and suffered the third loss of the season, 31-23.
- Senior Day against Wake Forest marked the 500th game in Notre Dame Stadium and a 45-7 victory over the Demon Deacons. **Sam Hartman** tossed four touchdown passes against his former team and **Audric Estimé** rushed for 115 yards.
- Audric Estimé** capped his Notre Dame career with a legendary performance in the 56-23 victory at Stanford. Piling up 238 rushing yards (the fourth-most in a single game in Notre Dame history), Estimé finished the season with 1,341 rushing yards, which ranks fifth on the Notre Dame single-season list. He also posted four rushing touchdowns to set the Irish single-season record at 18.
- Notre Dame would finish the season with its 10th win, 40-8, over No. 21 Oregon State in the Sun Bowl. Irish quarterback **Steve Angeli** would make his first career start in the game, eventually finishing 15-of 19 for 232 yards and three touchdowns while freshman wideout **Jordan Faison** earned the game's Most Valuable Player Award with five catches for 115 yards and a touchdown.



**2024-25 Notre Dame Football  
Game Results  
All games**Page 1/1  
as of Nov 17, 2024**Team Results**

Date	Opponent		Score	Overall	Conf	Time	Attend
08/31/2024	at Texas A&M	W	23-13	1-0	0-0	3:30	107315
09/07/2024	NIU	L	14-16	1-1	0-0	3:16	77622
09/14/2024	at Purdue	W	66-7	2-1	0-0	3:19	61441
09/21/2024	Miami (OH)	W	28-3	3-1	0-0	3:14	77622
09/28/2024	Louisville	W	31-24	4-1	0-0	3:34	77622
10/12/2024	Stanford	W	49-7	5-1	0-0	4:11	77622
10/19/2024	vs Georgia Tech	W	31-13	6-1	0-0	3:17	59021
10/26/2024	vs Navy	W	51-14	7-1	0-0	3:12	76112
11/09/2024	Florida St.	W	52-3	8-1	0-0	3:25	77622
11/16/2024	Virginia	W	35-14	9-1	0-0	3:27	77622

**Team Statistics**

	<b>ND</b>	<b>OPP</b>
<b>Scoring</b>	<b>380</b>	<b>114</b>
Points per game	38.0	11.4
Points Off Turnovers	127	27
<b>First Downs</b>	<b>207</b>	<b>153</b>
Rushing	96	71
Passing	93	66
Penalty	18	16
<b>Rushing Yardage</b>	<b>2167</b>	<b>1262</b>
Yards gained rushing	2307	1586
Yards lost rushing	140	324
Rushing attempts	361	359
Average per rush	6.0	3.5
Average per game	216.7	126.2
TDs Rushing	32	7
<b>Passing Yardage</b>	<b>1990</b>	<b>1509</b>
Comp-Att-Int	183-285-4	135-283-15
Average per pass	7.0	5.3
Average per catch	10.9	11.2
Average per game	199.0	150.9
TDs Passing	15	6
<b>Total offense</b>	<b>4157</b>	<b>2771</b>
Total plays	646	642
Average per play	6.4	4.3
Average per game	415.7	277.1
<b>Kick returns: #-Yards</b>	<b>11-190</b>	<b>25-390</b>
<b>Punt returns: #-Yards</b>	<b>20-92</b>	<b>15-69</b>
<b>Int returns: #-Yards</b>	<b>15-255</b>	<b>4-60</b>
<b>Kick return average</b>	<b>17.3</b>	<b>15.6</b>
<b>Punt return average</b>	<b>4.6</b>	<b>4.6</b>
<b>Int return average</b>	<b>17.0</b>	<b>15.0</b>
<b>Fumbles-Lost</b>	<b>8-6</b>	<b>24-10</b>
<b>Penalties-Yards</b>	<b>62-556</b>	<b>57-494</b>
Average per game	55.6	49.4
<b>Punts-Yards</b>	<b>35-1450</b>	<b>51-2221</b>
Average per punt	41.4	43.5
Net punt average	39.5	38.0
<b>Kickoffs-Yards</b>	<b>70-4367</b>	<b>31-1839</b>
Average per kick	62.4	59.3
Net kick average	41.6	38.1
<b>Time of possession / game</b>	<b>30:46</b>	<b>29:15</b>
<b>3rd-down conversion</b>	<b>43/114</b>	<b>41/142</b>
3rd-down pct	38%	29%
<b>4rd-down conversion</b>	<b>16/21</b>	<b>11/28</b>

	<b>ND</b>	<b>OPP</b>
4rd-down pct	76%	39%
<b>Sacks by-Yards</b>	<b>28-209</b>	<b>13-73</b>
<b>Misc Yards</b>	<b>0</b>	<b>0</b>
<b>Touchdowns scored</b>	<b>51</b>	<b>13</b>
<b>Field goals - attempts</b>	<b>8-15</b>	<b>8-12</b>
<b>On-Side kicks</b>	<b>0-0</b>	<b>0-1</b>
<b>Red-zone scores</b>	<b>(34-39) 87%</b>	<b>(15-22) 68%</b>
<b>Red-zone touchdowns</b>	<b>(30-39) 77%</b>	<b>(10-22) 45%</b>
<b>PAT-attempts</b>	<b>(50-51) 98%</b>	<b>(12-12) 100%</b>
<b>2-point conversion-attempts</b>	<b>(0-0) 0%</b>	<b>(0-1) 0%</b>
<b>Attendance</b>	<b>465732</b>	<b>168756</b>
Games / Avg per game	6/77622	2/84378
Neutral site games	-	2/67567

**Score by Periods**

<b>Team</b>	<b>1st</b>	<b>2nd</b>	<b>3rd</b>	<b>4th</b>	<b>OT</b>	<b>TOT</b>
Notre Dame	80	128	89	83	0	380
Opponents	37	23	21	33	0	114

**Rushing**

Player	gp	att	gain	loss	net	avg	td	lg	avg/g
Jeremiah Love	10	114	748	28	720	6.3	12	76	72.0
Riley Leonard	10	104	701	60	641	6.2	13	50	64.1
Jadarian Price	10	67	510	23	487	7.3	4	70	48.7
Kedren Young	3	21	116	0	116	5.5	1	12	38.7
Aneyas Williams	9	23	113	1	112	4.9	1	19	12.4
Devyn Ford	9	13	57	2	55	4.2	0	11	6.1
Steve Angeli	7	7	38	17	21	3.0	0	29	3.0
Kenny Minchey	1	2	12	0	12	6.0	1	7	12.0
Tyler Buchner	1	1	4	0	4	4.0	0	4	4.0
Justin Fisher	9	1	4	0	4	4.0	0	4	0.4
Jake Tafelski	4	1	2	0	2	2.0	0	2	0.5
Jayden Thomas	10	1	2	0	2	2.0	0	2	0.2
Team	10	6	0	9	-9	-1.5	0	0	-0.9
<b>Total</b>	<b>10</b>	<b>361</b>	<b>2307</b>	<b>140</b>	<b>2167</b>	<b>6.0</b>	<b>32</b>	<b>76</b>	<b>216.7</b>
<b>Opponents</b>	<b>10</b>	<b>359</b>	<b>1586</b>	<b>324</b>	<b>1262</b>	<b>3.5</b>	<b>7</b>	<b>60</b>	<b>126.2</b>

**Passing**

Player	gp	effic	comp-att-int	pct	yds	td	lg	avg/g
Riley Leonard	10	135.2	167-258-4	64.7	1789	12	53	178.9
Steve Angeli	7	170.7	14-23-0	60.9	183	3	42	26.1
Davis Sherwood	9	217.6	1-1-0	100.0	14	0	14	1.6
Kenny Minchey	1	133.6	1-1-0	100.0	4	0	4	4.0
Team	10	0.0	0-2-0	0.0	0	0	0	0.0
<b>Total</b>	<b>10</b>	<b>137.4</b>	<b>183-285-4</b>	<b>64.2</b>	<b>1990</b>	<b>15</b>	<b>53</b>	<b>199.0</b>
<b>Opponents</b>	<b>10</b>	<b>88.9</b>	<b>135-283-15</b>	<b>47.7</b>	<b>1509</b>	<b>6</b>	<b>83</b>	<b>150.9</b>

**Receiving**

Player	gp	no.	yds	avg	td	lg	avg/g
Beaux Collins	10	30	390	13.0	2	53	39.0
Jaden Greathouse	10	24	327	13.6	1	42	32.7
Mitchell Evans	10	22	188	8.5	2	19	18.8
Jeremiah Love	10	18	162	9.0	1	32	16.2
Jayden Harrison	10	15	191	12.7	1	42	19.1
Kris Mitchell	10	15	137	9.1	2	19	13.7
Jayden Thomas	10	13	117	9.0	1	23	11.7
Jordan Faison	7	12	131	10.9	0	26	18.7
Aneyas Williams	9	7	86	12.3	0	28	9.6
Eli Raridon	10	6	50	8.3	1	12	5.0
Deion Colzie	9	5	41	8.2	1	15	4.6
Cooper Flanagan	9	4	55	13.8	2	28	6.1
KK Smith	6	3	38	12.7	0	25	6.3
Devyn Ford	9	2	6	3.0	0	6	0.7
Jadarian Price	10	2	3	1.5	0	4	0.3
Kevin Bauman	8	1	8	8.0	1	8	1.0
Jake Tafelski	4	1	14	14.0	0	14	3.5
Davis Sherwood	9	1	19	19.0	0	19	2.1
Pat Coogan	10	1	11	11.0	0	11	1.1
Justin Fisher	9	1	16	16.0	0	16	1.8
<b>Total</b>	<b>10</b>	<b>183</b>	<b>1990</b>	<b>10.9</b>	<b>15</b>	<b>53</b>	<b>199.0</b>
<b>Opponents</b>	<b>10</b>	<b>135</b>	<b>1509</b>	<b>11.2</b>	<b>6</b>	<b>83</b>	<b>150.9</b>

**Punt Returns**

Player	no.	yds	avg	td	lg
Max Hurlleman	15	78	5.2	0	13
Jaden Greathouse	1	9	9.0	0	9
Aneyas Williams	1	5	5.0	0	5
Jordan Faison	1	0	0.0	0	0
Adon Shuler	1	0	0.0	0	0
Preston Zinter	1	0	0.0	0	0
<b>Total</b>	<b>20</b>	<b>92</b>	<b>4.6</b>	<b>0</b>	<b>13</b>
<b>Opponents</b>	<b>15</b>	<b>69</b>	<b>4.6</b>	<b>0</b>	<b>10</b>

**Interceptions**

Player	no.	yds	avg	td	lg
Xavier Watts	4	36	9.0	0	34
Adon Shuler	3	94	31.3	1	46
Leonard Moore	2	6	3.0	0	6
Jordan Clark	1	2	2.0	0	2
Junior Tuihalamaka	1	0	0.0	0	0
Christian Gray	1	0	0.0	0	0
Luke Talich	1	79	79.0	1	79
Boubacar Traore	1	34	34.0	1	34
Kyngstonn Viliamu-Asa	1	4	4.0	0	4
<b>Total</b>	<b>15</b>	<b>255</b>	<b>17.0</b>	<b>3</b>	<b>79</b>
<b>Opponents</b>	<b>4</b>	<b>60</b>	<b>15.0</b>	<b>0</b>	<b>33</b>

**Kick Returns**

Player	no.	yds	avg	td	lg
Jayden Harrison	7	151	21.6	0	34
Devyn Ford	2	23	11.5	0	14
Jordan Faison	1	16	16.0	0	16
Jeremiah Love	1	0	0.0	0	0
<b>Total</b>	<b>11</b>	<b>190</b>	<b>17.3</b>	<b>0</b>	<b>34</b>
<b>Opponents</b>	<b>25</b>	<b>390</b>	<b>15.6</b>	<b>0</b>	<b>31</b>

**Fumbles Recovered**

Player	no.	yds	avg	td	lg
Adon Shuler	1	28	28.0	0	28
Joshua Burnham	1	15	15.0	0	15
Kennedy Urlacher	1	3	3.0	0	3
Jaylen Sneed	1	0	0.0	1	0
Rod Heard II	1	0	0.0	0	0
Jack Kiser	1	0	0.0	0	0
Xavier Watts	1	0	0.0	0	0
Max Hurlleman	1	0	0.0	0	0
Junior Tuihalamaka	1	0	0.0	0	0
Jaiden Ausberry	1	0	0.0	0	0
<b>Total</b>	<b>10</b>	<b>46</b>	<b>4.6</b>	<b>1</b>	<b>28</b>
<b>Opponents</b>	<b>6</b>	<b>0</b>	<b>0.0</b>	<b>0</b>	<b>0</b>

**Scoring**

Player	fg		PAT						pts
	td	fg	kick	rush	rcv	pass	dxp	saf	
Riley Leonard	13	-	-	-	-	-	-	-	78
Jeremiyah Love	13	-	-	-	-	-	-	-	78
Mitch Jeter	-	6-9	31-31	-	-	-	-	-	49
Jadarian Price	4	-	-	-	-	-	-	-	24
Zac Yoakam	-	2-5	18-18	-	-	-	-	-	24
Kris Mitchell	2	-	-	-	-	-	-	-	12
Mitchell Evans	2	-	-	-	-	-	-	-	12
Beaux Collins	2	-	-	-	-	-	-	-	12
Cooper Flanagan	2	-	-	-	-	-	-	-	12
Jayden Harrison	1	-	-	-	-	-	-	-	6
Kevin Bauman	1	-	-	-	-	-	-	-	6
Deion Colzie	1	-	-	-	-	-	-	-	6
Jayden Thomas	1	-	-	-	-	-	-	-	6
Eli Raridon	1	-	-	-	-	-	-	-	6
Jaylen Sneed	1	-	-	-	-	-	-	-	6
Jaden Greathouse	1	-	-	-	-	-	-	-	6
Kenny Minchey	1	-	-	-	-	-	-	-	6
Adon Shuler	1	-	-	-	-	-	-	-	6
Luke Talich	1	-	-	-	-	-	-	-	6
Boubacar Traore	1	-	-	-	-	-	-	-	6
Aneyas Williams	1	-	-	-	-	-	-	-	6
Kedren Young	1	-	-	-	-	-	-	-	6
Marcello Diomede	-	0-1	1-1	-	-	-	-	-	1
<b>Total</b>	<b>51</b>	<b>8-15</b>	<b>50-51</b>	<b>0</b>	<b>0</b>	<b>0</b>	<b>0</b>	<b>0</b>	<b>380</b>
<b>Opponents</b>	<b>13</b>	<b>8-12</b>	<b>12-12</b>	<b>0</b>	<b>0</b>	<b>0</b>	<b>0</b>	<b>0</b>	<b>114</b>

**Field Goals**

Player	fg	pct.	01-19	20-29	30-39	40-49	50-99	lg	blk
Mitch Jeter	6-9	66.7	0-0	2-2	0-0	4-6	0-1	48	2
Zac Yoakam	2-5	40.0	0-0	0-0	1-3	1-2	0-0	42	0
Marcello Diomede	0-1	0.0	0-0	0-0	0-0	0-0	0-1	0	0
<b>Opponents</b>	<b>8-12</b>	<b>66.7</b>	<b>0-0</b>	<b>3-3</b>	<b>2-3</b>	<b>2-4</b>	<b>1-2</b>	<b>56</b>	<b>3</b>

**FG Sequence**

Team Name	Notre Dame	Opponents
Purdue	(42)	
Texas A&M	(46),(26),(46)	(34),(49)
Florida St.	42,(28)	(23)
NIU	48,62	(42),(21),(35),53
Louisville	(48)	(56)
Georgia Tech	(42),46	35
Navy	36,(32)	40
Virginia	54,36	
Miami (OH)		(26),49

Numbers in (parentheses) indicate field goal was made

**Total Offense**

Player	g	plays	rush	pass	total	avg/g
Riley Leonard	10	362	641	1789	2430	243.0
Jeremiyah Love	10	114	720	0	720	72.0
Jadarian Price	10	67	487	0	487	48.7
Steve Angeli	7	30	21	183	204	29.1
Kedren Young	3	21	116	0	116	38.7
Aneyas Williams	9	23	112	0	112	12.4
Devyn Ford	9	13	55	0	55	6.1
Kenny Minchey	1	3	12	4	16	16.0
Davis Sherwood	9	1	0	14	14	1.6
Tyler Buchner	1	1	4	0	4	4.0
Justin Fisher	9	1	4	0	4	0.4
Jake Tafelski	4	1	2	0	2	0.5
Jayden Thomas	10	1	2	0	2	0.2
Team	10	0	-9	0	-9	-0.9
<b>Total</b>	<b>10</b>	<b>646</b>	<b>2167</b>	<b>1990</b>	<b>4157</b>	<b>415.7</b>
<b>Opponents</b>	<b>10</b>	<b>642</b>	<b>1262</b>	<b>1509</b>	<b>2771</b>	<b>277.1</b>

**Punting**

Player	no.	yds	avg	lg	tb	fc	i20	50+	blk
James Rendell	35	1450	41.4	64	0	11	16	5	0
<b>Total</b>	<b>35</b>	<b>1450</b>	<b>41.4</b>	<b>64</b>	<b>0</b>	<b>11</b>	<b>16</b>	<b>5</b>	<b>0</b>
<b>Opponents</b>	<b>51</b>	<b>2221</b>	<b>43.5</b>	<b>68</b>	<b>7</b>	<b>17</b>	<b>13</b>	<b>12</b>	<b>2</b>

**Kickoffs**

Player	no.	yds	avg	tb	ob	retn	net	ydl
Eric Goins	41	2540	62.0	19	0			
Mitch Jeter	28	1772	63.3	18	0			
Marcello Diomede	1	55	55.0	0	0			
<b>Total</b>	<b>70</b>	<b>4367</b>	<b>62.4</b>	<b>37</b>	<b>0</b>	<b>23</b>	<b>41.6</b>	<b>23</b>
<b>Opponents</b>	<b>31</b>	<b>1839</b>	<b>59.3</b>	<b>16</b>	<b>1</b>	<b>12</b>	<b>38.1</b>	<b>26</b>

**All Purpose**

Player	g	rush	rcv	pr	kr	ir	total	avg/g
Jeremiyah Love	10	720	162	0	0	0	882	88.2
Riley Leonard	10	641	0	0	0	0	641	64.1
Jadarian Price	10	487	3	0	0	0	490	49.0
Beaux Collins	10	0	390	0	0	0	390	39.0
Jayden Harrison	10	0	191	0	151	0	342	34.2
Jaden Greathouse	10	0	327	9	0	0	336	33.6
Aneyas Williams	9	112	86	5	0	0	203	22.6
Mitchell Evans	10	0	188	0	0	0	188	18.8
Jordan Faison	7	0	131	0	16	0	147	21.0
Kris Mitchell	10	0	137	0	0	0	137	13.7
Jayden Thomas	10	2	117	0	0	0	119	11.9
Kedren Young	3	116	0	0	0	0	116	38.7
Adon Shuler	10	0	0	0	0	94	94	9.4
Devyn Ford	9	55	6	0	23	0	84	9.3
Luke Talich	10	0	0	0	0	79	79	7.9
Max Hurleman	10	0	0	78	0	0	78	7.8
Cooper Flanagan	9	0	55	0	0	0	55	6.1
Eli Raridon	10	0	50	0	0	0	50	5.0
Deion Colzie	9	0	41	0	0	0	41	4.6
KK Smith	6	0	38	0	0	0	38	6.3
Xavier Watts	10	0	0	0	0	36	36	3.6
Boubacar Traore	5	0	0	0	0	34	34	6.8
Steve Angeli	7	21	0	0	0	0	21	3.0
Justin Fisher	9	4	16	0	0	0	20	2.2
Davis Sherwood	9	0	19	0	0	0	19	2.1
Jake Tafelski	4	2	14	0	0	0	16	4.0
Kenny Minchey	1	12	0	0	0	0	12	12.0
Pat Coogan	10	0	11	0	0	0	11	1.1
Kevin Bauman	8	0	8	0	0	0	8	1.0
Leonard Moore	10	0	0	0	0	6	6	0.6
Tyler Buchner	1	4	0	0	0	0	4	4.0
Kyngstonn Viliamu-Asa	10	0	0	0	0	4	4	0.4
Jordan Clark	10	0	0	0	0	2	2	0.2
Team	10	-9	0	0	0	0	-9	-0.9
<b>Total</b>	<b>10</b>	<b>2167</b>	<b>1990</b>	<b>92</b>	<b>190</b>	<b>255</b>	<b>4694</b>	<b>469.4</b>
<b>Opponents</b>	<b>10</b>	<b>1262</b>	<b>1509</b>	<b>69</b>	<b>390</b>	<b>60</b>	<b>3290</b>	<b>329.0</b>

**Team Defense**

##	Player	gp	Tackles				tfl/yds	Sacks no-yds	Pass defense			Fumbles		blkd	
			ua	a	tot				int-yds	brup	qbh	fr-yds	ff	kick	saf
24	Jack Kiser	10	32	20	52	2-10	1-9	.	1	1	1-0	1	.	.	
34	Drayk Bowen	10	24	24	48	2-13	1-12	.	2	.	.	2	.	.	
0	Xavier Watts	10	22	15	37	1-2	.	4-36	8	2	1-0	1	.	.	
4	Jaiden Ausberry	10	18	18	36	2.5-3	0.5-0	.	1	1	1-0	.	.	.	
3	Jaylen Sneed	10	13	22	35	4-17	2.5-16	.	.	1	1-0	2	.	.	
99	Rylie Mills	10	14	17	31	6-50	6-50	.	.	4	.	.	.	.	
27	Kyngstonn Viliamu-Asa	10	7	22	29	2.5-8	1-6	1-4	1	2	.	.	.	.	
2	Rod Heard II	10	19	9	28	1-2	.	.	3	1	1-0	1	.	.	
15	Leonard Moore	10	18	10	28	1-16	.	2-6	3	1	.	1	.	.	
8	Adon Shuler	10	18	9	27	2-4	.	3-94	3	1	1-28	.	1	.	
56	Howard Cross III	9	13	10	23	5.5-33	4-29	.	.	3	.	.	.	.	
41	Donovan Hinish	10	11	12	23	3.5-25	3.5-25	.	1	3	.	.	.	.	
44	Junior Tuihalamaka	10	10	11	21	2.5-11	1.5-7	1-0	.	3	1-0	.	.	.	
20	Benjamin Morrison	6	14	6	20	.	.	.	4	.	.	.	.	.	
1	Jordan Clark	10	12	6	18	1-3	.	1-2	3	1	.	.	.	.	
29	Christian Gray	9	11	6	17	0.5-1	.	1-0	5	.	.	1	.	.	
9	RJ Oben	10	7	7	14	0.5-1	.	.	.	.	.	.	.	.	
40	Joshua Burnham	8	3	11	14	2.5-11	.	.	1	2	1-15	1	.	.	
28	Luke Talich	10	8	5	13	.	.	1-79	.	.	.	1	.	.	
30	Bryce Young	10	10	3	13	1.5-2	0.5-1	.	.	2	.	.	2	.	
12	Jordan Botelho	3	5	7	12	1-13	1-13	.	.	2	.	.	.	.	
5	Boubacar Traore	5	8	3	11	5-26	3-24	1-34	.	2	.	1	.	.	
23	Kennedy Urlacher	8	5	5	10	1-1	.	.	1	.	1-3	.	.	.	
37	Max Hurlleman	10	7	2	9	.	.	.	.	.	1-0	.	.	.	
97	Gabriel Rubio	5	5	3	8	1-6	.	.	1	.	.	.	.	.	
47	Jason Onye	5	4	3	7	1.5-13	1.5-13	.	1	2	.	.	1	.	
13	Ben Minich	8	4	1	5	0.5-2	0.5-2	.	.	.	.	.	.	.	
7	Jaden Mickey	4	2	1	3	.	.	.	1	.	.	.	.	.	
16	Tae Johnson	2	3	.	3	.	.	.	.	.	.	.	.	.	
10	Laghan Thomas	9	1	2	3	0.5-2	0.5-2	.	.	1	.	.	.	.	
2	Jayden Harrison	10	2	.	2	.	.	.	.	.	.	.	.	.	
58	Grant Ristoff	2	1	1	2	.	.	.	.	.	.	.	.	.	
38	Davis Sherwood	9	1	1	2	.	.	.	.	.	.	.	.	.	
33	Tre Reader	2	1	1	2	.	.	.	.	.	.	.	.	.	
49	Andrew Kros	7	1	1	2	.	.	.	.	.	.	.	.	.	
88	Armel Mukam	6	1	1	2	.	.	.	.	.	.	.	.	.	
21	Karson Hobbs	7	2	.	2	.	.	.	1	.	.	.	.	.	
98	Mitch Jeter	8	.	1	1	.	.	.	.	.	.	.	.	.	
22	Devyn Ford	9	.	1	1	.	.	.	.	.	.	.	.	.	
90	Eric Goins	6	1	.	1	.	.	.	.	.	.	.	.	.	
78	Pat Coogan	10	1	.	1	.	.	.	.	.	.	.	.	.	
70	Ashton Craig	3	1	.	1	.	.	.	.	.	.	.	.	.	
77	Ty Chan	9	.	1	1	.	.	.	.	.	.	.	.	.	
17	Brenan Vernon	2	1	.	1	.	.	.	.	.	.	.	.	.	
25	Preston Zinter	9	1	.	1	.	.	.	.	.	.	.	1	.	
98	Devan Houston	2	1	.	1	.	.	.	.	.	.	.	.	.	
36	Bodie Kahoun	2	1	.	1	.	.	.	.	.	.	.	.	.	
59	Sean Sevillano Jr.	2	1	.	1	.	.	.	.	.	.	.	.	.	
96	Joseph Vinci	3	1	.	1	.	.	.	.	.	.	.	.	.	
<b>Totals</b>		<b>10</b>	<b>346</b>	<b>278</b>	<b>624</b>	<b>52-275</b>	<b>28-209</b>	<b>15-255</b>	<b>41</b>	<b>35</b>	<b>10-46</b>	<b>12</b>	<b>5</b>	<b>0</b>	
Opponents		10	364	280	644	44-148	13-73	4-60	20	13	6-0	5	2	0	



**2024-25 Notre Dame Football  
Team Game-by-Game Comparison  
All games**

Opponent	Score	First Downs				Pen	Rushing Number-Yards	Passing		Total Offense Plays-Yards	Return Yards	Turn- Overs
		Total	Rush	Pass	Comp-Att.-Int			Yards				
Texas A&M	23-13	18 / 17	8 / 9	8 / 5	2 / 3	34-198 / 38-146	18-30-0 / 12-30-2	158 / 100	64-356 / 68-246	31 / 59	0 / 2	
NIU	14-16	17 / 16	7 / 9	9 / 6	1 / 1	28-123 / 45-190	20-33-2 / 10-20-0	163 / 198	61-286 / 65-388	89 / 46	2 / 0	
Purdue	66-7	27 / 6	16 / 3	10 / 3	1 / 0	44-362 / 25-38	18-26-0 / 11-24-2	216 / 124	70-578 / 49-162	73 / 61	0 / 2	
Miami (OH)	28-3	24 / 17	8 / 8	11 / 6	5 / 3	36-270 / 28-110	17-28-0 / 14-36-2	158 / 119	64-428 / 64-229	0 / 10	2 / 2	
Louisville	31-24	11 / 19	4 / 7	6 / 11	1 / 1	31-117 / 35-131	17-23-0 / 24-41-1	163 / 264	54-280 / 76-395	83 / 28	2 / 3	
Stanford	49-7	24 / 14	14 / 7	9 / 6	1 / 1	39-229 / 41-113	18-27-0 / 10-18-0	248 / 87	66-477 / 59-200	39 / 3	1 / 1	
Georgia Tech	31-13	23 / 18	12 / 4	11 / 13	0 / 1	39-168 / 29-64	21-30-1 / 20-38-2	217 / 269	69-385 / 67-333	50 / 129	1 / 2	
Navy	51-14	20 / 17	11 / 10	8 / 4	1 / 3	40-265 / 43-222	15-25-0 / 7-14-1	201 / 88	65-466 / 57-310	44 / 44	0 / 6	
Florida St.	52-3	22 / 14	6 / 7	12 / 6	4 / 1	32-201 / 43-120	17-30-0 / 10-26-2	252 / 88	62-453 / 69-208	93 / 119	0 / 2	
Virginia	35-14	21 / 15	10 / 7	9 / 6	2 / 2	38-234 / 32-128	22-33-1 / 17-36-3	214 / 172	71-448 / 68-300	81 / 20	2 / 5	
<b>Totals</b>	<b>380-114</b>	<b>207 / 153</b>	<b>96 / 71</b>	<b>93 / 66</b>	<b>18 / 16</b>	<b>361-2167 / 359-1262</b>	<b>183-285-4 / 135-283-15</b>	<b>1990 / 1509</b>	<b>646-4157 / 642-2771</b>	<b>583 / 519</b>	<b>10 / 25</b>	

Opponents	3rd Down Conversion	4th Down Conversion	Time of Possession	TOP Margin	Avg Yds/Rush	Avg Yds/Pass	Avg Yds/Play	Punting Number-Avg	Penalties Number-Yards	Sacks
NIU	3-9 / 6-16	0-0 / 1-2	25:22 / 34:38	-09:16	4.4 / 4.2	4.9 / 9.9	4.7 / 6.0	5-36.8 / 4-35.0	3-35.0 / 3-35.0	0 / 2
Purdue	7-12 / 1-12	0-0 / 0-1	35:43 / 24:17	11:26	8.2 / 1.5	8.3 / 5.2	8.3 / 3.3	4-37.5 / 10-47.3	5-40.0 / 7-68.0	4 / 3
Miami (OH)	5-11 / 2-12	1-2 / 0-1	30:06 / 29:54	00:12	7.5 / 3.9	5.6 / 3.3	6.7 / 3.6	4-47.3 / 6-39.5	8-66.0 / 10-100.0	4 / 1
Louisville	2-10 / 7-17	2-3 / 1-5	27:55 / 32:05	-04:10	3.8 / 3.7	7.1 / 6.4	5.2 / 5.2	4-41.5 / 3-35.7	5-45.0 / 6-50.0	3 / 1
Stanford	6-11 / 4-12	3-3 / 1-4	29:16 / 30:44	-01:28	5.9 / 2.8	9.2 / 4.8	7.2 / 3.4	1-24.0 / 4-45.5	4-35.0 / 3-25.0	4 / 1
Georgia Tech	4-12 / 4-14	3-4 / 3-5	35:45 / 24:15	11:30	4.3 / 2.2	7.2 / 7.1	5.6 / 5.0	2-37.5 / 4-45.0	5-37.0 / 5-25.0	2 / 0
Navy	8-13 / 4-11	1-1 / 2-3	30:29 / 29:31	00:58	6.6 / 5.2	8.0 / 6.3	7.2 / 5.4	2-45.0 / 2-60.0	9-80.0 / 5-40.0	0 / 1
Florida St.	5-12 / 3-17	2-2 / 1-2	26:49 / 33:11	-06:22	6.3 / 2.8	8.4 / 3.4	7.3 / 3.0	3-40.0 / 7-40.9	3-30.0 / 6-56.0	8 / 2
Virginia	1-12 / 6-18	3-4 / 2-3	34:36 / 25:24	09:12	6.2 / 4.0	6.5 / 4.8	6.3 / 4.4	5-47.6 / 7-40.0	9-89.0 / 6-40.0	2 / 1
<b>Totals</b>	<b>43-114 / 41-142</b>	<b>16-21 / 11-28</b>	<b>307:36 / 292:25</b>	<b>15:11</b>	<b>6.0 / 3.5</b>	<b>7.0 / 5.3</b>	<b>6.4 / 4.3</b>	<b>35-41.4 / 51-43.5</b>	<b>62-556.0 / 57-494.0</b>	<b>28 / 13</b>

Note: Game totals are displayed in the format TEAM/OPPONENT for each category





**2024-25 Notre Dame Football  
Team Game-by-Game  
All games**

Page 1/1  
as of Nov 17, 2024

Date	Opponent	Rushing				Receiving				Passing				Kick Returns				Punt Returns				tot off
		no.	yds	td	lg	no.	yds	td	lg	cmp-att-int	yds	td	lg	no.	yds	td	lg	no.	yds	td	lg	
08/31/2024	at Texas A&M	34	198	2	47	18	158	0	20	18-30-0	158	0	20	1	19	0	19	0	0	0	0	356
09/07/2024	NIU	28	123	2	34	20	163	0	19	20-33-2	163	0	19	4	89	0	34	0	0	0	0	286
09/14/2024	at Purdue	44	362	6	70	18	216	2	42	18-26-0	216	2	42	0	0	0	0	4	35	0	11	578
09/21/2024	Miami (OH)	36	270	3	50	17	158	1	38	17-28-0	158	1	38	1	0	0	0	1	0	0	0	428
09/28/2024	Louisville	31	117	2	16	17	163	2	34	17-23-0	163	2	34	2	39	0	25	1	7	0	7	280
10/12/2024	Stanford	39	229	4	39	18	248	3	53	18-27-0	248	3	53	0	0	0	0	3	24	0	13	477
10/19/2024	vs Georgia Tech	39	168	3	23	21	217	0	28	21-30-1	217	0	28	0	0	0	0	2	14	0	12	385
10/26/2024	vs Navy	40	265	4	64	15	201	2	42	15-25-0	201	2	42	1	16	0	16	0	0	0	0	466
11/09/2024	Florida St.	32	201	4	65	17	252	2	28	17-30-0	252	2	28	0	0	0	0	4	12	0	12	453
11/16/2024	Virginia	38	234	2	76	22	214	3	25	22-33-1	214	3	25	2	27	0	16	5	0	0	3	448
<b>Notre Dame</b>		<b>361</b>	<b>2167</b>	<b>32</b>	<b>76</b>	<b>183</b>	<b>1990</b>	<b>15</b>	<b>53</b>	<b>183-285-4</b>	<b>1990</b>	<b>15</b>	<b>53</b>	<b>11</b>	<b>190</b>	<b>0</b>	<b>34</b>	<b>20</b>	<b>92</b>	<b>0</b>	<b>13</b>	<b>4157</b>
<b>Opponents</b>		<b>359</b>	<b>1262</b>	<b>7</b>	<b>60</b>	<b>135</b>	<b>1509</b>	<b>6</b>	<b>83</b>	<b>135-283-15</b>	<b>1509</b>	<b>6</b>	<b>83</b>	<b>25</b>	<b>390</b>	<b>0</b>	<b>31</b>	<b>15</b>	<b>69</b>	<b>0</b>	<b>10</b>	<b>2771</b>

**Notre Dame Averages**

Games	Avg/ rush	Avg/ catch	Pass effc	KR avg	PR avg	All purpose avg/game	Total offense avg/game
10	6.0	10.9	137.4	17.3	4.6	469.4	415.7

Date	Opponent	Tackles			Sacks	Fumble	Pass Defense			blkd	PAT attempts			off				
		ua	a total	tfl-yds	no-yds	ff	fr-yds	int-yds	qbh	brup	kick	kick	rush	rcv	saf	t/o	pts	
08/31/2024	at Texas A&M	36	26	62	3.0-14	1-11	0	0-0	2-12	2	3	0	2-2	0	0	0	3	23
09/07/2024	NIU	33	44	77	3.0-7	0-0	1	0-0	0-0	3	3	1	2-2	0	0	0	0	14
09/14/2024	at Purdue	28	18	46	5.0-43	4-40	1	0-0	2-38	4	4	0	9-9	0	0	0	14	66
09/21/2024	Miami (OH)	28	24	52	5.0-34	4-30	2	0-0	2-0	3	8	1	4-4	0	0	0	7	28
09/28/2024	Louisville	48	16	64	7.0-23	3-16	2	2-3	1-34	8	9	0	4-4	0	0	0	17	31
10/12/2024	Stanford	34	28	62	8.0-46	4-30	1	1-15	0-0	3	1	0	7-7	0	0	0	7	49
10/19/2024	vs Georgia Tech	36	22	58	4.0-31	2-14	1	0-0	2-36	4	5	1	4-4	0	0	0	10	31
10/26/2024	vs Navy	23	46	69	2.0-2	0-0	0	5-28	1-0	2	2	0	6-7	0	0	0	27	51
11/09/2024	Florida St.	44	26	70	10.0-55	8-51	1	0-0	2-81	4	1	2	7-7	0	0	0	14	52
11/16/2024	Virginia	36	28	64	5.0-20	2-17	3	2-0	3-54	2	5	0	5-5	0	0	0	28	35
<b>Notre Dame</b>		<b>346</b>	<b>278</b>	<b>624</b>	<b>52.0-275</b>	<b>28-209</b>	<b>12</b>	<b>10-46</b>	<b>15-255</b>	<b>35</b>	<b>41</b>	<b>5</b>	<b>50-51</b>	<b>0</b>	<b>0</b>	<b>0</b>	<b>127</b>	<b>380</b>
<b>Opponents</b>		<b>364</b>	<b>280</b>	<b>644</b>	<b>44.0-148</b>	<b>13-73</b>	<b>5</b>	<b>6-0</b>	<b>4-60</b>	<b>13</b>	<b>20</b>	<b>2</b>	<b>12-12</b>	<b>0</b>	<b>0</b>	<b>0</b>	<b>27</b>	<b>114</b>

Date	Opponent	Punting							Field Goals			Kickoffs						
		no.	yds	avg	long	blkd	tb	fc	50+	i20	md-att	long	blkd	no.	yds	avg	tb	ob
08/31/2024	at Texas A&M	5	214	42.8	49	0	0	0	0	3	3-3	46	0	6	384	64.0	4	0
09/07/2024	NIU	5	184	36.8	44	0	0	2	0	2	0-2	0	2	3	184	61.3	0	0
09/14/2024	at Purdue	4	150	37.5	43	0	0	3	0	0	1-1	42	0	11	710	64.5	8	0
09/21/2024	Miami (OH)	4	189	47.3	54	0	0	3	2	2	0-0	0	0	5	325	65.0	5	0
09/28/2024	Louisville	4	166	41.5	48	0	0	1	0	3	1-1	48	0	6	388	64.7	4	0
10/12/2024	Stanford	1	24	24.0	24	0	0	0	0	0	0-0	0	0	8	483	60.4	5	0
10/19/2024	vs Georgia Tech	2	75	37.5	51	0	0	0	1	0	1-2	42	0	6	390	65.0	2	0
10/26/2024	vs Navy	2	90	45.0	49	0	0	0	0	1	1-2	32	0	10	558	55.8	3	0
11/09/2024	Florida St.	3	120	40.0	41	0	0	1	0	1	1-2	28	0	9	572	63.6	3	0
11/16/2024	Virginia	5	238	47.6	64	0	0	1	2	4	0-2	0	0	6	373	62.2	3	0
<b>Notre Dame</b>		<b>35</b>	<b>1450</b>	<b>41.4</b>	<b>64</b>	<b>0</b>	<b>0</b>	<b>11</b>	<b>5</b>	<b>16</b>	<b>8-15</b>	<b>48</b>	<b>2</b>	<b>70</b>	<b>4367</b>	<b>62.4</b>	<b>37</b>	<b>0</b>
<b>Opponents</b>		<b>51</b>	<b>2221</b>	<b>43.5</b>	<b>68</b>	<b>2</b>	<b>7</b>	<b>17</b>	<b>12</b>	<b>13</b>	<b>8-12</b>	<b>56</b>	<b>3</b>	<b>31</b>	<b>1839</b>	<b>59.3</b>	<b>16</b>	<b>1</b>



**2024-25 Notre Dame Football  
Opponents Game-by-Game  
All games**

Page 1/1  
as of Nov 17, 2024

Date	Opponent	Rushing				Receiving				Passing				Kick Returns				Punt Returns				tot off
		no.	yds	td	lg	no.	yds	td	lg	cmp-att-int	yds	td	lg	no.	yds	td	lg	no.	yds	td	lg	
08/31/2024	at Texas A&M	38	146	1	14	12	100	0	18	12-30-2	100	0	18	2	41	0	24	2	18	0	10	246
09/07/2024	NIU	45	190	0	28	10	198	1	83	10-20-0	198	1	83	1	2	0	2	2	11	0	8	388
09/14/2024	at Purdue	25	38	0	11	11	124	1	52	11-24-2	124	1	52	3	61	0	25	0	0	0	0	162
09/21/2024	Miami (OH)	28	110	0	20	14	119	0	21	14-36-2	119	0	21	0	0	0	0	1	10	0	10	229
09/28/2024	Louisville	35	131	0	46	24	264	3	34	24-41-1	264	3	34	2	22	0	16	2	6	0	5	395
10/12/2024	Stanford	41	113	1	27	10	87	0	20	10-18-0	87	0	20	2	3	0	5	0	0	0	0	200
10/19/2024	vs Georgia Tech	29	64	1	20	20	269	1	60	20-38-2	269	1	60	4	98	0	31	1	4	0	4	333
10/26/2024	vs Navy	43	222	2	60	7	88	0	32	7-14-1	88	0	32	4	43	0	17	2	1	0	2	310
11/09/2024	Florida St.	43	120	0	27	10	88	0	15	10-26-2	88	0	15	6	110	0	24	1	9	0	9	208
11/16/2024	Virginia	32	128	2	18	17	172	0	38	17-36-3	172	0	38	1	10	0	10	4	10	0	7	300
<b>Opponents</b>		<b>359</b>	<b>1262</b>	<b>7</b>	<b>60</b>	<b>135</b>	<b>1509</b>	<b>6</b>	<b>83</b>	<b>135-283-15</b>	<b>1509</b>	<b>6</b>	<b>83</b>	<b>25</b>	<b>390</b>	<b>0</b>	<b>31</b>	<b>15</b>	<b>69</b>	<b>0</b>	<b>10</b>	<b>2771</b>
<b>Notre Dame</b>		<b>361</b>	<b>2167</b>	<b>32</b>	<b>76</b>	<b>183</b>	<b>1990</b>	<b>15</b>	<b>53</b>	<b>183-285-4</b>	<b>1990</b>	<b>15</b>	<b>53</b>	<b>11</b>	<b>190</b>	<b>0</b>	<b>34</b>	<b>20</b>	<b>92</b>	<b>0</b>	<b>13</b>	<b>4157</b>

**Opponents Averages**

Games	Avg/ rush	Avg/ catch	Pass effc	KR avg	PR avg	All purpose avg/game	Total offense avg/game
10	3.5	11.2	88.9	15.6	4.6	329.0	277.1

Date	Opponent	Tackles				Sacks	Fumble	Pass Defense			blkd	PAT attempts			off			
		ua	a total	tfl-yds	no-yds	ff	fr-yds	int-yds	qbh	brup	kick	kick	rush	rcv	saf	t/o	pts	
08/31/2024	at Texas A&M	37	24	61	7.0-18	1-1	0	0-0	0-0	4	2	0	1-1	0	0	0	0	13
09/07/2024	NIU	29	36	65	4.0-25	2-22	1	0-0	2-33	1	2	2	1-1	0	0	0	6	16
09/14/2024	at Purdue	35	34	69	4.0-18	3-17	0	0-0	0-0	2	1	0	1-1	0	0	0	0	7
09/21/2024	Miami (OH)	32	32	64	2.0-8	1-5	1	2-0	0-0	0	1	0	0-0	0	0	0	0	3
09/28/2024	Louisville	37	14	51	5.0-19	1-6	2	2-0	0-0	2	0	0	3-3	0	0	0	14	24
10/12/2024	Stanford	42	24	66	3.0-9	1-5	1	1-0	0-0	0	1	0	1-1	0	0	0	0	7
10/19/2024	vs Georgia Tech	49	14	63	6.0-14	0-0	0	0-0	1-27	1	1	0	1-1	0	0	0	7	13
10/26/2024	vs Navy	26	48	74	3.0-8	1-5	0	0-0	0-0	1	3	0	2-2	0	0	0	0	14
11/09/2024	Florida St.	33	20	53	6.0-16	2-11	0	0-0	0-0	0	4	0	0-0	0	0	0	0	3
11/16/2024	Virginia	44	34	78	4.0-13	1-1	0	1-0	1-0	2	5	0	2-2	0	0	0	0	14
<b>Opponents</b>		<b>364</b>	<b>280</b>	<b>644</b>	<b>44.0-148</b>	<b>13-73</b>	<b>5</b>	<b>6-0</b>	<b>4-60</b>	<b>13</b>	<b>20</b>	<b>2</b>	<b>12-12</b>	<b>0</b>	<b>0</b>	<b>0</b>	<b>27</b>	<b>114</b>
<b>Notre Dame</b>		<b>346</b>	<b>278</b>	<b>624</b>	<b>52.0-275</b>	<b>28-209</b>	<b>12</b>	<b>10-46</b>	<b>15-255</b>	<b>35</b>	<b>41</b>	<b>5</b>	<b>50-51</b>	<b>0</b>	<b>0</b>	<b>0</b>	<b>127</b>	<b>380</b>

Date	Opponent	Punting										Field Goals			Kickoffs			
		no.	yds	avg	long	blkd	tb	fc	50+	i20	md-att	long	blkd	no.	yds	avg	tb	ob
08/31/2024	at Texas A&M	4	216	54.0	62	0	1	1	3	3	2-2	49	0	4	255	63.8	3	0
09/07/2024	NIU	4	140	35.0	41	0	1	2	0	0	3-4	42	1	5	271	54.2	1	0
09/14/2024	at Purdue	10	473	47.3	64	0	1	4	2	3	0-0	0	0	2	130	65.0	2	0
09/21/2024	Miami (OH)	6	237	39.5	51	0	0	3	1	2	1-2	26	1	2	118	59.0	1	0
09/28/2024	Louisville	3	107	35.7	38	0	0	2	0	2	1-1	56	0	5	313	62.6	3	0
10/12/2024	Stanford	4	182	45.5	49	0	0	1	0	1	0-0	0	0	2	125	62.5	1	1
10/19/2024	vs Georgia Tech	4	180	45.0	54	0	2	0	1	0	0-1	0	1	2	130	65.0	2	0
10/26/2024	vs Navy	2	120	60.0	68	0	2	0	2	0	0-1	0	0	4	184	46.0	0	0
11/09/2024	Florida St.	7	286	40.9	57	2	0	2	2	1	1-1	23	0	2	130	65.0	2	0
11/16/2024	Virginia	7	280	40.0	51	0	0	2	1	1	0-0	0	0	3	183	61.0	1	0
<b>Opponents</b>		<b>51</b>	<b>2221</b>	<b>43.5</b>	<b>68</b>	<b>2</b>	<b>7</b>	<b>17</b>	<b>12</b>	<b>13</b>	<b>8-12</b>	<b>56</b>	<b>3</b>	<b>31</b>	<b>1839</b>	<b>59.3</b>	<b>16</b>	<b>1</b>
<b>Notre Dame</b>		<b>35</b>	<b>1450</b>	<b>41.4</b>	<b>64</b>	<b>0</b>	<b>0</b>	<b>11</b>	<b>5</b>	<b>16</b>	<b>8-15</b>	<b>48</b>	<b>2</b>	<b>70</b>	<b>4367</b>	<b>62.4</b>	<b>37</b>	<b>0</b>



**2024-25 Notre Dame Football  
Games Played  
All games**

##	Player	GP-GS	AM	NIU	Purdue	Miami	LOU	Stan	GaTech	Navy	FSU	UVa
0	Xavier Watts	10/10	START	START	START	START	START	START	START	START	START	START
0	Deion Colzie	9/0	XXX	XXX	XXX	XXX	...	XXX	XXX	XXX	XXX	XXX
1	Jordan Clark	10/6	START	XXX	START	START	XXX	START	XXX	XXX	START	START
1	Jaden Greathouse	10/6	XXX	START	XXX	XXX	START	START	START	XXX	START	START
2	Jayden Harrison	10/2	START	XXX	START	XXX	XXX	XXX	XXX	XXX	XXX	XXX
2	Rod Heard II	10/0	XXX	XXX	XXX	XXX	XXX	XXX	XXX	XXX	XXX	XXX
3	Gi'Bran Payne	0/0	...	...	...	...	...	...	...	...	...	...
3	Jaylen Sneed	10/3	XXX	START	XXX	XXX	START	XXX	START	XXX	XXX	XXX
4	Jaiden Ausberry	10/1	XXX	XXX	XXX	XXX	XXX	XXX	XXX	START	XXX	XXX
4	Jeremiah Love	10/10	START	START	START	START	START	START	START	START	START	START
5	Beaux Collins	10/10	START	START	START	START	START	START	START	START	START	START
5	Boubacar Traore	5/2	XXX	XXX	XXX	START	START	...	...	...	...	...
6	Jordan Faison	7/2	START	...	...	XXX	START	...	XXX	XXX	XXX	XXX
7	Jaden Mickey	4/0	XXX	XXX	XXX	XXX	...	...	...	...	...	...
8	Kenny Minchey	1/0	...	...	XXX	...	...	...	...	...	...	...
8	Adon Shuler	10/10	START	START	START	START	START	START	START	START	START	START
9	RJ Oben	10/9	START	START	START	START	START	START	START	XXX	START	START
9	Eli Raridon	10/2	XXX	XXX	XXX	START	XXX	XXX	XXX	START	XXX	XXX
10	Kris Mitchell	10/8	XXX	START	START	START	XXX	START	START	START	START	START
10	Laghan Thomas	9/0	XXX	XXX	XXX	XXX	XXX	XXX	XXX	XXX	...	XXX
11	KK Smith	6/0	...	XXX	XXX	XXX	...	XXX	...	...	XXX	XXX
12	Jordan Botelho	3/3	START	START	START	...	...	...	...	...	...	...
12	CJ Carr	1/0	...	...	XXX	...	...	...	...	...	...	...
13	Riley Leonard	10/10	START	START	START	START	START	START	START	START	START	START
13	Ben Minich	8/0	...	XXX	XXX	XXX	...	XXX	XXX	XXX	XXX	XXX
14	Micah Gilbert	3/0	...	...	XXX	...	...	XXX	...	XXX	...	...
15	Leonard Moore	10/5	XXX	XXX	XXX	XXX	START	XXX	START	START	START	START
15	Anthony Rezac	0/0	...	...	...	...	...	...	...	...	...	...
16	Tae Johnson	2/0	...	...	...	...	...	...	...	...	XXX	XXX
16	James Rendell	10/0	XXX	XXX	XXX	XXX	XXX	XXX	XXX	XXX	XXX	XXX
17	Brenan Vernon	2/0	...	...	...	...	...	...	...	...	XXX	XXX
17	Cam Williams	1/0	...	...	...	...	...	...	...	...	...	XXX
18	Chance Tucker	0/0	...	...	...	...	...	...	...	...	...	...
18	Steve Angeli	7/0	...	...	XXX	XXX	XXX	XXX	...	XXX	XXX	XXX
19	Marty Auer	0/0	...	...	...	...	...	...	...	...	...	...
19	Logan Saldade	1/0	...	...	...	...	...	...	...	...	XXX	...
20	Benjamin Morrison	6/6	START	START	START	START	START	START	...	...	...	...
20	Aneyas Williams	9/0	...	XXX	XXX	XXX	XXX	XXX	XXX	XXX	XXX	XXX
21	Karson Hobbs	7/0	...	...	XXX	XXX	...	XXX	XXX	XXX	XXX	XXX
21	Kedren Young	3/0	...	...	XXX	...	...	XXX	...	XXX	...	...
22	Devyn Ford	9/0	XXX	XXX	XXX	XXX	XXX	XXX	XXX	XXX	XXX	...
23	Kennedy Urlacher	8/0	...	...	XXX	XXX	XXX	XXX	XXX	XXX	XXX	XXX
24	Jack Kiser	10/10	START	START	START	START	START	START	START	START	START	START
24	Jadarian Price	10/0	XXX	XXX	XXX	XXX	XXX	XXX	XXX	XXX	XXX	XXX
25	Dylan Devezin	0/0	...	...	...	...	...	...	...	...	...	...
25	Preston Zinter	9/0	XXX	XXX	...	XXX	XXX	XXX	XXX	XXX	XXX	XXX
26	Tyler Buchner	1/0	...	...	...	...	...	...	XXX	...	...	...
26	Chris Salerno	10/0	XXX	XXX	XXX	XXX	XXX	XXX	XXX	XXX	XXX	XXX
27	Kyngstonn Viliamu-Asa	10/0	XXX	XXX	XXX	XXX	XXX	XXX	XXX	XXX	XXX	XXX
28	Luke Talich	10/0	XXX	XXX	XXX	XXX	XXX	XXX	XXX	XXX	XXX	XXX
29	Christian Gray	9/9	START	START	START	START	...	START	START	START	START	START
30	Bryce Young	10/0	XXX	XXX	XXX	XXX	XXX	XXX	XXX	XXX	XXX	XXX
31	Taebron Bennie-Powell	0/0	...	...	...	...	...	...	...	...	...	...
32	Justin Fisher	9/0	XXX	XXX	XXX	XXX	XXX	XXX	XXX	XXX	XXX	...
32	Isaiah Dunn	1/0	...	...	...	...	...	XXX	...	...	...	...
33	Tre Reader	2/0	...	...	XXX	...	...	...	...	...	XXX	...
33	Matt Jeffery	3/0	...	...	XXX	...	...	XXX	...	XXX	...	...
34	Drayk Bowen	10/10	START	START	START	START	START	START	START	START	START	START
35	Jake Tafelski	4/0	...	...	...	...	...	XXX	...	XXX	XXX	XXX
35	Teddy Rezac	3/0	...	...	XXX	...	...	XXX	...	XXX	...	...









**3**  
**G'BRAN PAYNE**

RB • 5-9, 203 lbs • Junior/Sophomore  
Cincinnati, OH (LaSalle)

**Rushing and Passing**

SEASON	TEAM	gp	Rushing						Passing							
			att	yds	td	lg	avg/c	avg/g	comp-att-int	yds	td	lg	pct	avg/p	avg/g	effc
2022-23	ND	4	2	5	0	3	2.5	1.3	0-0-0	0	0	0.0	0.0	0.0	0.0	0.0
2023-24	ND	13	45	168	2	12	3.7	12.9	0-0-0	0	0	0.0	0.0	0.0	0.0	
<b>TOTAL</b>		<b>17</b>	<b>47</b>	<b>173</b>	<b>2</b>	<b>12</b>	<b>3.7</b>	<b>10.2</b>	<b>0-0-0</b>	<b>0</b>	<b>0</b>	<b>0.0</b>	<b>0.0</b>	<b>0.0</b>	<b>0.0</b>	

**Scoring and Total Offense**

SEASON	TEAM	gp	Scoring								Total Offense					
			td	rush	rcv	ret	pat	2pat	fg	total	avg/g	rush	pass	total	avg/g	
2022-23	ND	4	0	0	0	0	0	0	0	0	0	0.0	5	0	5	1.3
2023-24	ND	13	4	2	2	0	0	0	0	24	1.8	168	0	168	12.9	
<b>TOTAL</b>		<b>17</b>	<b>4</b>	<b>2</b>	<b>2</b>	<b>0</b>	<b>0</b>	<b>0</b>	<b>0</b>	<b>24</b>	<b>1.4</b>	<b>173</b>	<b>0</b>	<b>173</b>	<b>10.2</b>	

**Punting and All Purpose**

SEASON	TEAM	gp	Punting				All Purpose							
			no.	yds	lg	avg/g	rush	rcv	pr	kr	lr	total	avg/g	
2022-23	ND	4	0	0	0	0.0	5	0	0	0	0	5	1.3	
2023-24	ND	13	0	0	0	0.0	168	58	0	41	0	267	20.5	
<b>TOTAL</b>		<b>17</b>	<b>0</b>	<b>0</b>	<b>0</b>	<b>0.0</b>	<b>173</b>	<b>58</b>	<b>0</b>	<b>41</b>	<b>0</b>	<b>272</b>	<b>16.0</b>	

**Tackles**

SEASON	TEAM	GP	Tackles								Interceptions		Receptions										
			ua	a	total	tfl	pbu	ff	fr	blk	sacks	int	rec	yds	td	lg	rec/g	yds/r	yds/g				
2022-23	ND	4	0	0	0	0-0	0	0	0	0	0	0	0	0	0	0	0	0.0	0.0	0.0			
2023-24	ND	13	0	0	0	0-0	0	0	0	0	0	0	0	0	0	0	9	58	2	42	0.7	6.4	4.5
<b>TOTAL</b>		<b>17</b>	<b>0</b>	<b>0</b>	<b>0</b>	<b>0-0</b>	<b>0</b>	<b>0</b>	<b>0</b>	<b>0</b>	<b>0</b>	<b>0</b>	<b>0</b>	<b>0</b>	<b>0</b>	<b>0</b>	<b>9</b>	<b>58</b>	<b>2</b>	<b>42</b>	<b>0.5</b>	<b>6.4</b>	<b>3.4</b>

**Single Game Highs**

Statistic	Value	
Rushing Attempts	6	5 times
Rushing Yards Net	35	at Stanford 11/25/23
Rushing Touchdowns	1	vs Ohio St. 09/23/23, at Stanford 11/25/23
Longest Rushing	12	vs Tennessee St. 09/02/23, at Stanford 11/25/23
Receptions	2	vs Ohio St. 09/23/23, vs Navy 08/26/23, vs Tennessee St. 09/02/23
Receptions Yards	45	vs Tennessee St. 09/02/23
Receptions Touchdowns	1	vs Tennessee St. 09/02/23, vs Southern California 10/14/23
Longest Reception	42	vs Tennessee St. 09/02/23
Longest Kick Return	24	vs Navy 08/26/23



**3**  
**JAYLEN SNEED**

LB • 6-1, 224 lbs • Junior/Sophomore  
Hilton Head Island, SC (Hilton Head)

**Scoring and Total Offense**

SEASON	TEAM	gp	Scoring								Total Offense				
			td	rush	rcv	ret	pat	2pat	fg	total	avg/g	rush	pass	total	avg/g
2022-23	ND	4	0	0	0	0	0	0	0	0	0	0	0	0	0.0
2023-24	ND	13	0	0	0	0	0	0	0	0	0.0	0	0	0	0.0
2024-25	ND	10	1	0	0	1	0	0	0	6	0.6	0	0	0	0.0
<b>TOTAL</b>		<b>27</b>	<b>1</b>	<b>0</b>	<b>0</b>	<b>1</b>	<b>0</b>	<b>0</b>	<b>0</b>	<b>6</b>	<b>0.2</b>	<b>0</b>	<b>0</b>	<b>0</b>	<b>0.0</b>

**Tackles**

SEASON	TEAM	GP	Tackles								Interceptions		Receptions							
			ua	a	total	tfl	pbu	ff	fr	blk	sacks	int	rec	yds	td	lg	rec/g	yds/r	yds/g	
2022-23	ND	4	1	6	7	0.5-3	0	0	0	0	0	0	0	0	0	0	0	0.0	0.0	0.0
2023-24	ND	13	5	9	14	1-8	2	1	0	0	1	0	0	0	0	0	0	0.0	0.0	0.0
2024-25	ND	10	13	22	35	4-17	0	2	1	0	2.5	0	0	0	0	0	0	0.0	0.0	0.0
<b>TOTAL</b>		<b>27</b>	<b>19</b>	<b>37</b>	<b>56</b>	<b>5.5-28</b>	<b>2</b>	<b>3</b>	<b>1</b>	<b>0</b>	<b>3.5</b>	<b>0</b>	<b>0</b>	<b>0</b>	<b>0</b>	<b>0</b>	<b>0.0</b>	<b>0.0</b>	<b>0.0</b>	

**Single Game Highs**

Statistic	Value	
Total Tackles	9	vs Navy 10/26/24
Total Sacks	1	vs Southern California 10/14/23, vs Florida St. 11/09/24, vs Louisville 09/28/24
Total Tackles For Loss	1	4 times



**4**  
**JAI DEN AUSBERRY**

LB • 6-2, 216 lbs • Sophomore/Freshman  
Baton Rouge, LA (University Lab)

**Tackles**

SEASON	TEAM	GP	Tackles								Interceptions		Receptions					
			ua	a	total	tfl	pbu	ff	fr	blk	sacks	int	rec	yds	td	lg	rec/g	yds/r
2023-24	ND	5	2	1	3	0-0	0	0	0	0	0	0	0	0	0	0.0	0.0	0.0
2024-25	ND	10	18	18	36	2.5-3	1	0	1	0	0.5	0	0	0	0	0.0	0.0	0.0
<b>TOTAL</b>		<b>15</b>	<b>20</b>	<b>19</b>	<b>39</b>	<b>2.5-3</b>	<b>1</b>	<b>0</b>	<b>1</b>	<b>0</b>	<b>0.5</b>	<b>0</b>	<b>0</b>	<b>0</b>	<b>0.0</b>	<b>0.0</b>	<b>0.0</b>	

**Single Game Highs**

Statistic	Value	
Total Tackles	6	vs Stanford 10/12/24, vs NIU 09/07/24
Total Sacks	0.5	vs Florida St. 11/09/24
Total Tackles For Loss	1.5	vs Florida St. 11/09/24







**6**  
**JORDAN FAISON**

WR • 5-10, 184 lbs • Sophomore/Sophomore  
Fort Lauderdale, FL (Pine Crest)

**Rushing and Passing**

SEASON	TEAM	gp	Rushing						Passing							
			att	yds	td	lg	avg/c	avg/g	comp-att-int	yds	td	lg	pct	avg/p	avg/g	effic
2023-24	ND	7	2	22	0	16	11.0	3.1	0-0-0	0	0	0	0.0	0.0	0.0	0.0
2024-25	ND	7	0	0	0	0	0.0	0.0	0-0-0	0	0	0	0.0	0.0	0.0	
<b>TOTAL</b>		<b>14</b>	<b>2</b>	<b>22</b>	<b>0</b>	<b>16</b>	<b>11.0</b>	<b>1.6</b>	<b>0-0-0</b>	<b>0</b>	<b>0</b>	<b>0</b>	<b>0.0</b>	<b>0.0</b>	<b>0.0</b>	

**Scoring and Total Offense**

SEASON	TEAM	gp	Scoring							Total Offense								
			td	rush	rcv	ret	pat	2pat	fg	total	avg/g	rush	pass	total	avg/g			
2023-24	ND	7	4	0	0	4	0	0	0	0	0	0	0	0	0	0	0	0.0
2024-25	ND	7	0	0	0	0	0	0	0	0	0	0	0	0	0	0	0	0.0
<b>TOTAL</b>		<b>14</b>	<b>4</b>	<b>0</b>	<b>0</b>	<b>4</b>	<b>0</b>	<b>0</b>	<b>0</b>	<b>0</b>	<b>0</b>	<b>0</b>	<b>0</b>	<b>0</b>	<b>0</b>	<b>0</b>	<b>0</b>	<b>0.0</b>

**Punting and All Purpose**

SEASON	TEAM	gp	Punting				All Purpose							
			no.	yds	lg	avg/g	rush	rcv	pr	kr	lr	total	avg/g	
2023-24	ND	7	0	0	0	0.0	22	322	28	0	0	0	372	53.1
2024-25	ND	7	0	0	0	0.0	0	131	0	0	16	0	147	21.0
<b>TOTAL</b>		<b>14</b>	<b>0</b>	<b>0</b>	<b>0</b>	<b>0.0</b>	<b>22</b>	<b>453</b>	<b>28</b>	<b>16</b>	<b>0</b>	<b>0</b>	<b>519</b>	<b>37.1</b>

**Tackles**

SEASON	TEAM	GP	Tackles							Interceptions		Receptions							
			ua	a	total	tfl	pbu	fr	blk	sacks	int	rec	yds	td	lg	rec/g	yds/r	yds/g	
2023-24	ND	7	0	0	0	0-0	0	0	0	0	0	0	0	0	0	0	0	0	0
2024-25	ND	7	0	0	0	0-0	0	0	0	0	0	0	0	0	0	0	0	0	0
<b>TOTAL</b>		<b>14</b>	<b>0</b>	<b>0</b>	<b>0</b>	<b>0-0</b>	<b>0</b>	<b>0</b>	<b>0</b>	<b>0</b>	<b>0</b>	<b>0</b>	<b>0</b>	<b>0</b>	<b>0</b>	<b>0</b>	<b>0</b>	<b>0</b>	<b>0</b>

**Single Game Highs**

Statistic	Value	
Rushing Attempts	1	vs Southern California 10/14/23, at Clemson 11/04/23
Rushing Yards Net	16	vs Southern California 10/14/23
Longest Rushing	16	vs Southern California 10/14/23
Receptions	5	vs Oregon St. 12/29/23
Receptions Yards	115	vs Oregon St. 12/29/23
Receptions Touchdowns	1	4 times
Longest Reception	55	vs Oregon St. 12/29/23
Longest Punt Return	20	vs Pittsburgh 10/28/23
Longest Kick Return	16	vs Navy 10/26/24



**8**  
**KENNY MINCHEY**

QB • 6-2, 207 lbs • Sophomore/Freshman  
Hendersonville, TN (Pope John Paul II)

**Rushing and Passing**

SEASON	TEAM	gp	Rushing						Passing							
			att	yds	td	lg	avg/c	avg/g	comp-att-int	yds	td	lg	pct	avg/p	avg/g	effic
2023-24	ND	3	0	0	0	0	0.0	0.0	2-2-0	12	0	8	100.0	6.0	4.0	150.4
2024-25	ND	1	2	12	1	7	6.0	12.0	1-1-0	4	0	4	100.0	4.0	4.0	133.6
<b>TOTAL</b>		<b>4</b>	<b>2</b>	<b>12</b>	<b>1</b>	<b>7</b>	<b>6.0</b>	<b>3.0</b>	<b>3-3-0</b>	<b>16</b>	<b>0</b>	<b>8</b>	<b>100.0</b>	<b>5.3</b>	<b>4.0</b>	<b>144.8</b>

**Scoring and Total Offense**

SEASON	TEAM	gp	Scoring							Total Offense							
			td	rush	rcv	ret	pat	2pat	fg	total	avg/g	rush	pass	total	avg/g		
2023-24	ND	3	0	0	0	0	0	0	0	0	0	0	0	0	0	0	0.0
2024-25	ND	1	1	1	0	0	0	0	0	0	6	6.0	12	4	16	16.0	
<b>TOTAL</b>		<b>4</b>	<b>1</b>	<b>1</b>	<b>0</b>	<b>0</b>	<b>0</b>	<b>0</b>	<b>0</b>	<b>0</b>	<b>6</b>	<b>1.5</b>	<b>12</b>	<b>16</b>	<b>28</b>	<b>7.0</b>	

**Punting and All Purpose**

SEASON	TEAM	gp	Punting				All Purpose							
			no.	yds	lg	avg/g	rush	rcv	pr	kr	lr	total	avg/g	
2023-24	ND	3	0	0	0	0.0	0	0	0	0	0	0	0	0.0
2024-25	ND	1	0	0	0	0.0	12	0	0	0	0	0	12	12.0
<b>TOTAL</b>		<b>4</b>	<b>0</b>	<b>0</b>	<b>0</b>	<b>0.0</b>	<b>12</b>	<b>0</b>	<b>0</b>	<b>0</b>	<b>0</b>	<b>0</b>	<b>12</b>	<b>3.0</b>

**Single Game Highs**

Statistic	Value	
Rushing Attempts	2	at Purdue 09/14/24
Rushing Yards Net	12	at Purdue 09/14/24
Rushing Touchdowns	1	at Purdue 09/14/24
Longest Rushing	7	at Purdue 09/14/24
Total Passes	2	vs Tennessee St. 09/02/23
Completed Passes	2	vs Tennessee St. 09/02/23
Passes Yards	12	vs Tennessee St. 09/02/23
Longest Pass	8	vs Tennessee St. 09/02/23



**8**  
**ADON SHULER**

S • 6-0, 200 lbs • Sophomore/Freshman  
Irvington, NJ (Irvington)

**Scoring and Total Offense**

SEASON	TEAM	gp	Scoring							Total Offense						
			td	rush	rcv	ret	pat	2pat	fg	total	avg/g	rush	pass	total	avg/g	
2023-24	ND	5	0	0	0	0	0	0	0	0	0	0	0	0	0	0.0
2024-25	ND	10	1	0	0	1	0	0	0	6	0.6	0	0	0	0.0	
<b>TOTAL</b>		<b>15</b>	<b>1</b>	<b>0</b>	<b>0</b>	<b>1</b>	<b>0</b>	<b>0</b>	<b>0</b>	<b>6</b>	<b>0.4</b>	<b>0</b>	<b>0</b>	<b>0</b>	<b>0.0</b>	

**Punting and All Purpose**

SEASON	TEAM	gp	Punting				All Purpose							
			no.	yds	lg	avg/g	rush	rcv	pr	kr	lr	total	avg/g	
2023-24	ND	5	0	0	0	0.0	0	0	0	0	0	0	0	0.0
2024-25	ND	10	0	0	0	0.0	0	0	0	0	0	94	94	9.4
<b>TOTAL</b>		<b>15</b>	<b>0</b>	<b>0</b>	<b>0</b>	<b>0.0</b>	<b>0</b>	<b>0</b>	<b>0</b>	<b>0</b>	<b>0</b>	<b>94</b>	<b>94</b>	<b>6.3</b>

**Single Game Highs**

Statistic	Value	
Total Tackles	7	vs Navy 10/26/24
Total Tackles For Loss	1	vs Louisville 09/28/24, vs Stanford 10/12/24
Total Interceptions	1	at Texas A&M 08/31/24, vs Georgia Tech 10/19/24, vs Virginia 11/16/24

**Tackles**

SEASON	TEAM	GP	Tackles							Interceptions		Receptions						
			ua	a	total	tfl	pbu	fr	blk	sacks	int	rec	yds	td	lg	rec/g	yds/r	yds/g
2023-24	ND	5	4	2	6	0-0	0	0	0	0	0	0	0	0	0	0.0	0.0	0.0
2024-25	ND	10	18	9	27	2-4	3	0	1	1	0	3	0	0	0	0.0	0.0	0.0
<b>TOTAL</b>		<b>15</b>	<b>22</b>	<b>11</b>	<b>33</b>	<b>2-4</b>	<b>3</b>	<b>0</b>	<b>1</b>	<b>1</b>	<b>0</b>	<b>3</b>	<b>0</b>	<b>0</b>	<b>0</b>	<b>0.0</b>	<b>0.0</b>	<b>0.0</b>





**10**  
**LOGHAN THOMAS**

DL • 6-4, 224 lbs • Freshman/Freshman  
Katy, TX (St. Edward [OH])

**Tackles**

SEASON	TEAM	GP	Tackles								Interceptions		Receptions						
			ua	a	total	tfl	pbu	ff	fr	blk	sacks	int	rec	yds	td	lg	rec/g	yds/r	yds/g
2024-25	ND	9	1	2	3	0.5-2	0	0	0	0	0.5	0	0	0	0	0.0	0.0	0.0	0.0
<b>TOTAL</b>		<b>9</b>	<b>1</b>	<b>2</b>	<b>3</b>	<b>0.5-2</b>	<b>0</b>	<b>0</b>	<b>0</b>	<b>0</b>	<b>0.5</b>	<b>0</b>	<b>0</b>	<b>0</b>	<b>0</b>	<b>0.0</b>	<b>0.0</b>	<b>0.0</b>	<b>0.0</b>

**Single Game Highs**

Statistic	Value	
Total Tackles	1	at Purdue 09/14/24, vs Stanford 10/12/24, vs Navy 10/26/24
Total Sacks	0.5	vs Stanford 10/12/24
Total Tackles For Loss	0.5	vs Stanford 10/12/24



**12**  
**JORDAN BOTELHO**

DL • 6-3, 250 lbs • Graduate Student/\*Senior  
Honolulu, HI (Saint Louis)

**Scoring and Total Offense**

SEASON	TEAM	gp	Scoring										Total Offense				
			td	rush	rcv	ret	pat	2pat	fg	total	avg/g	rush	pass	total	avg/g		
2020-21	ND	10	1	0	0	1	0	0	0	0	0	6	0.6	0	0	0	0.0
2021-22	ND	11	0	0	0	0	0	0	0	0	0	0.0	0.0	0	0	0.0	
2022-23	ND	13	0	0	0	0	0	0	0	0	0	0.0	0.0	0	0	0.0	
2023-24	ND	13	0	0	0	0	0	0	0	0	0	0.0	0.0	0	0	0.0	
2024-25	ND	3	0	0	0	0	0	0	0	0	0	0.0	0.0	0	0	0.0	
<b>TOTAL</b>	<b>50</b>	<b>1</b>	<b>0</b>	<b>0</b>	<b>1</b>	<b>0</b>	<b>0</b>	<b>0</b>	<b>0</b>	<b>0</b>	<b>6</b>	<b>0.1</b>	<b>0</b>	<b>0</b>	<b>0</b>	<b>0.0</b>	

**Punting and All Purpose**


SEASON	TEAM	gp	Punting				All Purpose						
			no.	yds	lg	avg/g	rush	rcv	pr	kr	total	avg/g	
2020-21	ND	10	0	0	0	0.0	0	0	1	0	0	1	0.1
2021-22	ND	11	0	0	0	0.0	0	0	0	0	0	0	0.0
2022-23	ND	13	0	0	0	0.0	0	0	0	0	0	0	0.0
2023-24	ND	13	0	0	0	0.0	0	0	0	0	0	0	0.0
2024-25	ND	3	0	0	0	0.0	0	0	0	0	0	0	0.0
<b>TOTAL</b>	<b>50</b>	<b>0</b>	<b>0</b>	<b>0</b>	<b>0.0</b>	<b>0</b>	<b>0</b>	<b>1</b>	<b>0</b>	<b>0</b>	<b>1</b>	<b>0.0</b>	

**Tackles**

SEASON	TEAM	GP	Tackles								Interceptions		Receptions					
			ua	a	total	tfl	pbu	ff	fr	blk	sacks	int	rec	yds	td	lg	rec/g	yds/r
2020-21	ND	10	2	2	4	0-0	0	0	0	0	0	0	0	0	0.0	0.0	0.0	0.0
2021-22	ND	11	11	7	18	3-11	0	0	0	2	0	0	0	0	0.0	0.0	0.0	0.0
2022-23	ND	13	9	2	11	6.5-24	0	0	1	4.5	0	0	0	0	0.0	0.0	0.0	0.0
2023-24	ND	13	18	14	32	4.5-25	0	0	0	4	0	0	0	0	0.0	0.0	0.0	0.0
2024-25	ND	3	5	7	12	1-13	0	0	0	1	0	0	0	0	0.0	0.0	0.0	0.0
<b>TOTAL</b>	<b>50</b>	<b>45</b>	<b>32</b>	<b>77</b>	<b>15-73</b>	<b>0</b>	<b>0</b>	<b>0</b>	<b>1</b>	<b>11.5</b>	<b>0</b>	<b>0</b>	<b>0</b>	<b>0</b>	<b>0.0</b>	<b>0.0</b>	<b>0.0</b>	<b>0.0</b>

**Single Game Highs**

Statistic	Value	
Longest Punt Return	1	vs South Fla. 09/19/20
Total Tackles	6	at Texas A&M 08/31/24
Total Sacks	2	at Syracuse 10/29/22, vs South Carolina 12/30/22
Total Tackles For Loss	2	at Syracuse 10/29/22, vs South Carolina 12/30/22



**12**  
**CJ CARR**

QB • 6-3, 210 lbs • Freshman/Freshman  
Saline, MI (Saline)

**Rushing and Passing**

SEASON	TEAM	gp	Rushing					Passing								
			att	yds	td	lg	avg/c	avg/g	comp-att-int	yds	td	lg	pct	avg/p	avg/g	effc
2024-25	ND	1	0	0	0	0	0.0	0.0	0-0-0	0	0	0	0.0	0.0	0.0	0.0
<b>TOTAL</b>	<b>1</b>	<b>0</b>	<b>0</b>	<b>0</b>	<b>0</b>	<b>0.0</b>	<b>0.0</b>	<b>0-0-0</b>	<b>0</b>	<b>0</b>	<b>0</b>	<b>0.0</b>	<b>0.0</b>	<b>0.0</b>	<b>0.0</b>	<b>0.0</b>

**Scoring and Total Offense**

SEASON	TEAM	gp	Scoring										Total Offense			
			td	rush	rcv	ret	pat	2pat	fg	total	avg/g	rush	pass	total	avg/g	
2024-25	ND	1	0	0	0	0	0	0	0	0	0	0.0	0.0	0	0	0.0
<b>TOTAL</b>	<b>1</b>	<b>0</b>	<b>0</b>	<b>0</b>	<b>0</b>	<b>0</b>	<b>0</b>	<b>0</b>	<b>0</b>	<b>0</b>	<b>0</b>	<b>0.0</b>	<b>0.0</b>	<b>0</b>	<b>0</b>	<b>0.0</b>

**Tackles**

SEASON	TEAM	GP	Tackles								Interceptions		Receptions					
			ua	a	total	tfl	pbu	ff	fr	blk	sacks	int	rec	yds	td	lg	rec/g	yds/r
2024-25	ND	1	0	0	0	0-0	0	0	0	0	0	0	0	0	0.0	0.0	0.0	0.0
<b>TOTAL</b>	<b>1</b>	<b>0</b>	<b>0</b>	<b>0</b>	<b>0-0</b>	<b>0</b>	<b>0</b>	<b>0</b>	<b>0</b>	<b>0</b>	<b>0</b>	<b>0</b>	<b>0</b>	<b>0</b>	<b>0.0</b>	<b>0.0</b>	<b>0.0</b>	<b>0.0</b>



**13**  
**RILEY LEONARD**

QB • 6-4, 216 lbs • Senior/Senior  
Fairhope, AL (Fairhope/Duke)

**Rushing and Passing**

SEASON	TEAM	gp	Rushing						Passing							
			att	yds	td	lg	avg/c	avg/g	comp-att-int	yds	td	lg	pct	avg/p	avg/g	effic
2021-22	DU	7	47	173	2	35	3.7	24.7	37-62-1	381	1	39	59.7	10.3	54.4	113.4
2022-23	DU	13	124	699	13	74	5.6	53.8	250-392-6	2967	20	81	63.8	11.9	228.2	141.1
2023-24	DU	7	58	352	4	44	6.1	50.3	95-165-3	1102	3	47	57.6	11.6	157.4	116.0
2024-25	ND	10	104	641	13	50	6.2	64.1	167-258-4	1789	12	53	64.7	10.7	178.9	135.2
<b>TOTAL FOR ND</b>	<b>10</b>	<b>104</b>	<b>641</b>	<b>13</b>	<b>50</b>	<b>6.2</b>	<b>64.1</b>	<b>167-258-4</b>	<b>1789</b>	<b>12</b>	<b>53</b>	<b>64.7</b>	<b>10.7</b>	<b>178.9</b>	<b>135.2</b>	
<b>TOTAL</b>	<b>37</b>	<b>333</b>	<b>1865</b>	<b>32</b>	<b>74</b>	<b>5.6</b>	<b>50.4</b>	<b>549-877-14</b>	<b>6239</b>	<b>36</b>	<b>81</b>	<b>62.6</b>	<b>11.4</b>	<b>168.6</b>	<b>132.7</b>	

**Scoring and Total Offense**

SEASON	TEAM	gp	Scoring										Total Offense			
			td	rush	rcv	ret	pat	2pat	fg	total	avg/g	rush	pass	total	avg/g	
2021-22	DU	7	2	2	0	0	0	0	0	12	1.7	173	381	554	79.1	
2022-23	DU	13	13	13	0	0	0	0	0	78	6.0	699	2967	3666	282.0	
2023-24	DU	7	4	4	0	0	0	1	0	24	3.4	352	1102	1454	207.7	
2024-25	ND	10	13	13	0	0	0	0	0	78	7.8	641	1789	2430	243.0	
<b>TOTAL FOR ND</b>	<b>10</b>	<b>13</b>	<b>13</b>	<b>0</b>	<b>0</b>	<b>0</b>	<b>0</b>	<b>0</b>	<b>0</b>	<b>78</b>	<b>7.8</b>	<b>641</b>	<b>1789</b>	<b>2430</b>	<b>243.0</b>	
<b>TOTAL</b>	<b>37</b>	<b>32</b>	<b>32</b>	<b>0</b>	<b>0</b>	<b>0</b>	<b>1</b>	<b>0</b>	<b>192</b>	<b>5.2</b>	<b>1865</b>	<b>6239</b>	<b>8104</b>	<b>219.0</b>		

**Punting and All Purpose**

SEASON	TEAM	gp	Punting				All Purpose						
			no.	yds	lg	avg/g	rush	rcv	pr	kr	ir	total	avg/g
2021-22	DU	7	0	0	0	0.0	173	0	0	0	0	173	24.7
2022-23	DU	13	0	0	0	0.0	699	0	0	0	0	699	53.8
2023-24	DU	7	1	28	28	28.0	352	0	0	0	0	352	50.3
2024-25	ND	10	0	0	0	0.0	641	0	0	0	0	641	64.1
<b>TOTAL FOR ND</b>	<b>10</b>	<b>0</b>	<b>0</b>	<b>0</b>	<b>0</b>	<b>0.0</b>	<b>641</b>	<b>0</b>	<b>0</b>	<b>0</b>	<b>0</b>	<b>641</b>	<b>64.1</b>
<b>TOTAL</b>	<b>37</b>	<b>1</b>	<b>28</b>	<b>28</b>	<b>28.0</b>	<b>1865</b>	<b>0</b>	<b>0</b>	<b>0</b>	<b>0</b>	<b>0</b>	<b>1865</b>	<b>50.4</b>

**Tackles**

SEASON	TEAM	GP	Tackles							Interceptions		Receptions						
			ua	a	total	tfl	pbu	ff	fr	blk	sacks	int	rec	yds	td	lg	rec/g	yds/r
2021-22	DU	7	0	0	0	0-0	0	0	0	0	0	0	0	0	0	0.0	0.0	0.0
2022-23	DU	13	0	0	0	0-0	0	0	0	0	0	0	0	0	0	0.0	0.0	0.0
2023-24	DU	7	0	0	0	0-0	0	0	0	0	0	0	0	0	0	0.0	0.0	0.0
2024-25	ND	10	0	0	0	0-0	0	0	0	0	0	0	0	0	0	0.0	0.0	0.0
<b>TOTAL FOR ND</b>	<b>10</b>	<b>0</b>	<b>0</b>	<b>0</b>	<b>0-0</b>	<b>0</b>	<b>0</b>	<b>0</b>	<b>0</b>	<b>0</b>	<b>0</b>	<b>0</b>	<b>0</b>	<b>0</b>	<b>0.0</b>	<b>0.0</b>	<b>0.0</b>	
<b>TOTAL</b>	<b>37</b>	<b>0</b>	<b>0</b>	<b>0</b>	<b>0-0</b>	<b>0</b>	<b>0</b>	<b>0</b>	<b>0</b>	<b>0</b>	<b>0</b>	<b>0</b>	<b>0</b>	<b>0</b>	<b>0.0</b>	<b>0.0</b>	<b>0.0</b>	

**Single Game Highs**

Statistic	Value	
Rushing Attempts	18	vs Notre Dame 09/30/23
Rushing Yards Net	143	vs Miami (OH) 09/21/24
Rushing Touchdowns	3	at Miami (FL) 10/22/22, at Purdue 09/14/24
Longest Rushing	74	vs North Carolina 10/15/22
Total Passes	45	at Pittsburgh 11/19/22
Completed Passes	29	vs Wake Forest 11/26/22
Passes Yards	391	vs Wake Forest 11/26/22
Touchdowns from passes	4	vs Wake Forest 11/26/22
Longest Pass	81	at Northwestern 09/10/22
Punts	1	vs Notre Dame 09/30/23
Punts Average	28	vs Notre Dame 09/30/23
Longest Punt	28	vs Notre Dame 09/30/23
Punts Inside 20 Yards	1	vs Notre Dame 09/30/23



**13**  
**BEN MINICH**

S • 6-0, 195 lbs • Sophomore/Freshman  
West Chester, OH (Lakota West)

**Tackles**

SEASON	TEAM	GP	Tackles							Interceptions		Receptions					
			ua	a	total	tfl	pbu	ff	fr	blk	sacks	int	rec	yds	td	lg	rec/g
2023-24	ND	3	0	1	1	0-0	0	0	0	0	0	0	0	0	0.0	0.0	0.0
2024-25	ND	8	4	1	5	0.5-2	0	0	0	0	0	0	0	0.5	0	0.0	0.0
<b>TOTAL</b>	<b>11</b>	<b>4</b>	<b>2</b>	<b>6</b>	<b>0.5-2</b>	<b>0</b>	<b>0</b>	<b>0</b>	<b>0</b>	<b>0</b>	<b>0</b>	<b>0</b>	<b>0.5</b>	<b>0</b>	<b>0.0</b>	<b>0.0</b>	

**Single Game Highs**

Statistic	Value	
Total Tackles	3	vs Stanford 10/12/24
Total Sacks	0.5	vs Stanford 10/12/24
Total Tackles For Loss	0.5	vs Stanford 10/12/24



**14**  
**MICAH GILBERT**

WR • 6-2, 208 lbs • Freshman/Freshman  
Charlotte, NC (Charlotte Christian)

**Tackles**

SEASON	TEAM	GP	Tackles							Interceptions		Receptions					
			ua	a	total	tfl	pbu	ff	fr	blk	sacks	int	rec	yds	td	lg	rec/g
2024-25	ND	3	0	0	0	0-0	0	0	0	0	0	0	0	0	0.0	0.0	0.0
<b>TOTAL</b>	<b>3</b>	<b>0</b>	<b>0</b>	<b>0</b>	<b>0-0</b>	<b>0</b>	<b>0</b>	<b>0</b>	<b>0</b>	<b>0</b>	<b>0</b>	<b>0</b>	<b>0</b>	<b>0.0</b>	<b>0.0</b>	<b>0.0</b>	



**15**  
**LEONARD MOORE**

CB • 6-2, 191 lbs • Freshman/Freshman  
Round Rock, TX (Round Rock)

**Tackles**

SEASON	TEAM	GP	Tackles								Interceptions			Receptions					
			ua	a	total	tbl	pbu	ff	fr	blk	sacks	int	rec	yds	td	lg	rec/g	yds/r	yds/g
2024-25	ND	10	18	10	28	1-16	3	1	0	0	0	2	0	0	0	0	0.0	0.0	0.0
<b>TOTAL</b>		<b>10</b>	<b>18</b>	<b>10</b>	<b>28</b>	<b>1-16</b>	<b>3</b>	<b>1</b>	<b>0</b>	<b>0</b>	<b>0</b>	<b>2</b>	<b>0</b>	<b>0</b>	<b>0</b>	<b>0.0</b>	<b>0.0</b>	<b>0.0</b>	

**Single Game Highs**

Statistic	Value	
Total Tackles	7	vs Louisville 09/28/24, vs Georgia Tech 10/19/24
Total Tackles For Loss	1	vs Georgia Tech 10/19/24
Total Interceptions	1	vs Navy 10/26/24, vs Virginia 11/16/24



**16**  
**TAE JOHNSON**

S • 6-2, 188 lbs • Freshman/Freshman  
Fort Wayne, IN (North Side)

**Tackles**

SEASON	TEAM	GP	Tackles								Interceptions			Receptions				
			ua	a	total	tbl	pbu	ff	fr	blk	sacks	int	rec	yds	td	lg	rec/g	yds/r
2024-25	ND	2	3	0	3	0-0	0	0	0	0	0	0	0	0	0	0.0	0.0	0.0
<b>TOTAL</b>		<b>2</b>	<b>3</b>	<b>0</b>	<b>3</b>	<b>0-0</b>	<b>0</b>	<b>0</b>	<b>0</b>	<b>0</b>	<b>0</b>	<b>0</b>	<b>0</b>	<b>0</b>	<b>0.0</b>	<b>0.0</b>	<b>0.0</b>	

**Single Game Highs**

Statistic	Value	
Total Tackles	2	vs Florida St. 11/09/24



**16**  
**JAMES RENDELL**

P • 6-6, 224 lbs • Graduate Student/Senior  
Melbourne, Victoria, Australia (Parkdale Secondary/RMIT)

**Punting and All Purpose**


SEASON	TEAM	gp	Punting				All Purpose						
			no.	yds	lg	avg/g	rush	rcv	pr	kr	lr	total	avg/g
2024-25	ND	10	35	1450	64	41.4	0	0	0	0	0	0	0.0
<b>TOTAL</b>		<b>10</b>	<b>35</b>	<b>1450</b>	<b>64</b>	<b>41.4</b>	<b>0</b>	<b>0</b>	<b>0</b>	<b>0</b>	<b>0</b>	<b>0</b>	<b>0.0</b>

**Tackles**

SEASON	TEAM	GP	Tackles								Interceptions			Receptions				
			ua	a	total	tbl	pbu	ff	fr	blk	sacks	int	rec	yds	td	lg	rec/g	yds/r
2024-25	ND	10	0	0	0	0-0	0	0	0	0	0	0	0	0	0	0.0	0.0	0.0
<b>TOTAL</b>		<b>10</b>	<b>0</b>	<b>0</b>	<b>0</b>	<b>0-0</b>	<b>0</b>	<b>0</b>	<b>0</b>	<b>0</b>	<b>0</b>	<b>0</b>	<b>0</b>	<b>0</b>	<b>0.0</b>	<b>0.0</b>	<b>0.0</b>	

**Single Game Highs**

Statistic	Value	
Punts	5	at Texas A&M 08/31/24, vs NIU 09/07/24, vs Virginia 11/16/24
Punts Average	47.6	vs Virginia 11/16/24
Longest Punt	64	vs Virginia 11/16/24
Punts Inside 20 Yards	4	vs Virginia 11/16/24



**17**  
**BRENNAN VERNON**

DL • 6-5, 262 lbs • Sophomore/Freshman  
Mentor, OH (Mentor)

**Tackles**

SEASON	TEAM	GP	Tackles							Interceptions			Receptions					
			ua	a	total	ttl	pbu	ff	fr	blk	sacks	int	rec	yds	td	lg	rec/g	yds/r
2023-24	ND	2	0	1	1	0-0	0	0	0	0	0	0	0	0	0	0.0	0.0	0.0
2024-25	ND	2	1	0	1	0-0	0	0	0	0	0	0	0	0	0.0	0.0	0.0	
<b>TOTAL</b>		<b>4</b>	<b>1</b>	<b>1</b>	<b>2</b>	<b>0-0</b>	<b>0</b>	<b>0</b>	<b>0</b>	<b>0</b>	<b>0</b>	<b>0</b>	<b>0</b>	<b>0</b>	<b>0.0</b>	<b>0.0</b>	<b>0.0</b>	

**Single Game Highs**

Statistic	Value
Total Tackles	1

vs Tennessee St. 09/02/23, vs Virginia 11/16/24



**18**  
**STEVE ANGELI**

QB • 6-2, 208 lbs • Junior/Sophomore  
Westfield, NJ (Bergen Catholic)

**Rushing and Passing**

SEASON	TEAM	gp	Rushing						Passing							
			att	yds	td	lg	avg/c	avg/g	comp-att-int	yds	td	lg	pct	avg/p	avg/g	effc
2022-23	ND	2	0	0	0	0	0.0	0.0	0-0-0	0	0	0	0.0	0.0	0.0	0.0
2023-24	ND	8	8	27	0	17	3.4	3.4	34-44-1	504	7	55	77.3	14.8	63.0	221.4
2024-25	ND	7	7	21	0	29	3.0	3.0	14-23-0	183	3	42	60.9	13.1	26.1	170.7
<b>TOTAL</b>		<b>17</b>	<b>15</b>	<b>48</b>	<b>0</b>	<b>29</b>	<b>3.2</b>	<b>2.8</b>	<b>48-67-1</b>	<b>687</b>	<b>10</b>	<b>55</b>	<b>71.6</b>	<b>14.3</b>	<b>40.4</b>	<b>204.0</b>

**Scoring and Total Offense**

SEASON	TEAM	gp	Scoring								Total Offense						
			td	rush	rcv	ret	pat	2pat	fg	total	avg/g	rush	pass	total	avg/g		
2022-23	ND	2	0	0	0	0	0	0	0	0	0	0	0.0	0	0	0	0.0
2023-24	ND	8	0	0	0	0	0	0	0	0	0	0	0.0	27	504	531	66.4
2024-25	ND	7	0	0	0	0	0	0	0	0	0	0	0.0	21	183	204	29.1
<b>TOTAL</b>		<b>17</b>	<b>0</b>	<b>0</b>	<b>0</b>	<b>0</b>	<b>0</b>	<b>0</b>	<b>0</b>	<b>0</b>	<b>0</b>	<b>0</b>	<b>0.0</b>	<b>48</b>	<b>687</b>	<b>735</b>	<b>43.2</b>

**Punting and All Purpose**

SEASON	TEAM	gp	Punting				All Purpose						
			no.	yds	lg	avg/g	rush	rcv	pr	kr	lr	total	avg/g
2022-23	ND	2	0	0	0	0.0	0	0	0	0	0	0	0.0
2023-24	ND	8	0	0	0	0.0	27	0	0	0	0	27	3.4
2024-25	ND	7	0	0	0	0.0	21	0	0	0	0	21	3.0
<b>TOTAL</b>		<b>17</b>	<b>0</b>	<b>0</b>	<b>0</b>	<b>0.0</b>	<b>48</b>	<b>0</b>	<b>0</b>	<b>0</b>	<b>0</b>	<b>48</b>	<b>2.8</b>

**Single Game Highs**

Statistic	Value
Rushing Attempts	8
Rushing Yards Net	27
Longest Rushing	29
Total Passes	19
Completed Passes	15
Passes Yards	232
Touchdowns from passes	3
Longest Pass	55

vs Oregon St. 12/29/23  
vs Oregon St. 12/29/23  
at Purdue 09/14/24  
vs Oregon St. 12/29/23  
vs Oregon St. 12/29/23  
vs Oregon St. 12/29/23  
vs Oregon St. 12/29/23  
vs Oregon St. 12/29/23



**18**  
**CHANCE TUCKER**

CB • 6-0, 189 lbs • Senior/Junior  
Encino, CA (Crespi Carmelite)

**Tackles**

SEASON	TEAM	GP	Tackles							Interceptions			Receptions				
			ua	a	total	ttl	pbu	ff	fr	blk	sacks	int	rec	yds	td	lg	rec/g
2022-23	ND	1	0	0	0	0-0	0	0	0	0	0	0	0	0	0.0	0.0	0.0
2023-24	ND	9	3	0	3	0-0	0	0	0	0	0	0	0	0	0.0	0.0	0.0
<b>TOTAL</b>		<b>10</b>	<b>3</b>	<b>0</b>	<b>3</b>	<b>0-0</b>	<b>0</b>	<b>0</b>	<b>0</b>	<b>0</b>	<b>0</b>	<b>0</b>	<b>0</b>	<b>0</b>	<b>0.0</b>	<b>0.0</b>	<b>0.0</b>

**Single Game Highs**

Statistic	Value
Total Tackles	2

vs Oregon St. 12/29/23



**20**  
**BENJAMIN MORRISON**

CB • 6-0, 190 lbs • Junior/Junior  
Phoenix, AZ (Brophy Prep)

**Scoring and Total Offense**

SEASON	TEAM	gp	Scoring							Total Offense							
			td	rush	rcv	ret	pat	2pat	fg	total	avg/g	rush	pass	total	avg/g		
2022-23	ND	13	1	0	0	1	0	0	0	0	0	6	0.5	0	0	0	0.0
2023-24	ND	12	0	0	0	0	0	0	0	0	0	0	0.0	0	0	0	0.0
2024-25	ND	6	0	0	0	0	0	0	0	0	0	0	0.0	0	0	0	0.0
<b>TOTAL</b>		<b>31</b>	<b>1</b>	<b>0</b>	<b>0</b>	<b>1</b>	<b>0</b>	<b>0</b>	<b>0</b>	<b>0</b>	<b>0</b>	<b>6</b>	<b>0.2</b>	<b>0</b>	<b>0</b>	<b>0</b>	<b>0.0</b>

**Punting and All Purpose**

SEASON	TEAM	gp	Punting			All Purpose								
			no.	yds	lg	avg/g	rush	rcv	pr	kr	lr	total	avg/g	
2022-23	ND	13	0	0	0	0.0	0	0	0	0	0	97	97	7.5
2023-24	ND	12	0	0	0	0.0	0	0	0	0	0	14	14	1.2
2024-25	ND	6	0	0	0	0.0	0	0	0	0	0	0	0	0.0
<b>TOTAL</b>		<b>31</b>	<b>0</b>	<b>0</b>	<b>0</b>	<b>0.0</b>	<b>0</b>	<b>0</b>	<b>0</b>	<b>0</b>	<b>0</b>	<b>111</b>	<b>111</b>	<b>3.6</b>

**Tackles**

SEASON	TEAM	GP	Tackles							Interceptions		Receptions						
			ua	a	total	tfl	pbu	fr	blk	sacks	int	rec	yds	td	lg	rec/g	yds/r	yds/g
2022-23	ND	13	22	11	33	1-2	4	0	0	0	0	6	0	0	0	0.0	0.0	0.0
2023-24	ND	12	25	6	31	3.5-10	10	0	0	0	0	3	0	0	0	0.0	0.0	0.0
2024-25	ND	6	14	6	20	0-0	4	0	0	0	0	0	0	0	0	0.0	0.0	0.0
<b>TOTAL</b>		<b>31</b>	<b>61</b>	<b>23</b>	<b>84</b>	<b>4.5-12</b>	<b>18</b>	<b>0</b>	<b>0</b>	<b>0</b>	<b>0</b>	<b>9</b>	<b>0</b>	<b>0</b>	<b>0</b>	<b>0.0</b>	<b>0.0</b>	<b>0.0</b>

**Single Game Highs**

Statistic	Value	
Total Tackles	7	vs Clemson 11/05/22
Total Tackles For Loss	1	4 times
Total Interceptions	3	vs Boston College 11/19/22



**20**  
**ANEYAS WILLIAMS**

RB • 5-10, 206 lbs • Freshman/Freshman  
Hannibal, MO (Hannibal)

**Rushing and Passing**

SEASON	TEAM	gp	Rushing					Passing								
			att	yds	td	lg	avg/c	avg/g	comp-att-int	yds	td	lg	pct	avg/p	avg/g	effic
2024-25	ND	9	23	112	1	19	4.9	12.4	0-0-0	0	0	0	0.0	0.0	0.0	0.0
<b>TOTAL</b>		<b>9</b>	<b>23</b>	<b>112</b>	<b>1</b>	<b>19</b>	<b>4.9</b>	<b>12.4</b>	<b>0-0-0</b>	<b>0</b>	<b>0</b>	<b>0</b>	<b>0.0</b>	<b>0.0</b>	<b>0.0</b>	<b>0.0</b>

**Scoring and Total Offense**

SEASON	TEAM	gp	Scoring							Total Offense						
			td	rush	rcv	ret	pat	2pat	fg	total	avg/g	rush	pass	total	avg/g	
2024-25	ND	9	1	1	0	0	0	0	0	0	6	0.7	112	0	112	12.4
<b>TOTAL</b>		<b>9</b>	<b>1</b>	<b>1</b>	<b>0</b>	<b>0</b>	<b>0</b>	<b>0</b>	<b>0</b>	<b>0</b>	<b>6</b>	<b>0.7</b>	<b>112</b>	<b>0</b>	<b>112</b>	<b>12.4</b>

**Punting and All Purpose**

SEASON	TEAM	gp	Punting			All Purpose							
			no.	yds	lg	avg/g	rush	rcv	pr	kr	lr	total	avg/g
2024-25	ND	9	0	0	0	0.0	112	86	5	0	0	203	22.6
<b>TOTAL</b>		<b>9</b>	<b>0</b>	<b>0</b>	<b>0</b>	<b>0.0</b>	<b>112</b>	<b>86</b>	<b>5</b>	<b>0</b>	<b>0</b>	<b>203</b>	<b>22.6</b>

**Single Game Highs**

Statistic	Value	
Rushing Attempts	7	vs Virginia 11/16/24
Rushing Yards Net	28	vs Stanford 10/12/24
Rushing Touchdowns	1	vs Stanford 10/12/24
Longest Rushing	19	vs Stanford 10/12/24
Receptions	3	vs Virginia 11/16/24
Receptions Yards	35	vs Virginia 11/16/24
Longest Reception	28	vs Florida St. 11/09/24
Longest Punt Return	5	at Purdue 09/14/24



**21**  
**KEDREN YOUNG**

RB • 6-0, 229 lbs • Freshman/Freshman  
Lufkin, TX (Lufkin)

**Rushing and Passing**

SEASON	TEAM	gp	Rushing					Passing								
			att	yds	td	lg	avg/c	avg/g	comp-att-int	yds	td	lg	pct	avg/p	avg/g	effic
2024-25	ND	3	21	116	1	12	5.5	38.7	0-0-0	0	0	0	0.0	0.0	0.0	0.0
<b>TOTAL</b>		<b>3</b>	<b>21</b>	<b>116</b>	<b>1</b>	<b>12</b>	<b>5.5</b>	<b>38.7</b>	<b>0-0-0</b>	<b>0</b>	<b>0</b>	<b>0</b>	<b>0.0</b>	<b>0.0</b>	<b>0.0</b>	<b>0.0</b>

**Scoring and Total Offense**

SEASON	TEAM	gp	Scoring							Total Offense						
			td	rush	rcv	ret	pat	2pat	fg	total	avg/g	rush	pass	total	avg/g	
2024-25	ND	3	1	1	0	0	0	0	0	0	6	2.0	116	0	116	38.7
<b>TOTAL</b>		<b>3</b>	<b>1</b>	<b>1</b>	<b>0</b>	<b>0</b>	<b>0</b>	<b>0</b>	<b>0</b>	<b>0</b>	<b>6</b>	<b>2.0</b>	<b>116</b>	<b>0</b>	<b>116</b>	<b>38.7</b>

**Punting and All Purpose**

SEASON	TEAM	gp	Punting			All Purpose								
			no.	yds	lg	avg/g	rush	rcv	pr	kr	lr	total	avg/g	
2024-25	ND	3	0	0	0	0.0	116	0	0	0	0	0	116	38.7
<b>TOTAL</b>		<b>3</b>	<b>0</b>	<b>0</b>	<b>0</b>	<b>0.0</b>	<b>116</b>	<b>0</b>	<b>0</b>	<b>0</b>	<b>0</b>	<b>0</b>	<b>116</b>	<b>38.7</b>

**Single Game Highs**

Statistic	Value	
Rushing Attempts	10	vs Navy 10/26/24
Rushing Yards Net	52	vs Navy 10/26/24
Rushing Touchdowns	1	vs Navy 10/26/24
Longest Rushing	12	vs Stanford 10/12/24









**27**  
**KYNGSTONN VILIAMU-ASA**

LB • 6-3, 240 lbs • Freshman/Freshman  
Inland Empire, CA (St. John Bosco)

**Tackles**

SEASON	TEAM	GP	Tackles								Interceptions			Receptions				
			ua	a	total	tfl	pbu	ff	fr	blk	sacks	int	rec	yds	td	lg	rec/g	yds/r
2023-24	ND	10	7	22	29	2.5-8	1	0	0	0	1	1	0	0	0	0.0	0.0	0.0
<b>TOTAL</b>		<b>10</b>	<b>7</b>	<b>22</b>	<b>29</b>	<b>2.5-8</b>	<b>1</b>	<b>0</b>	<b>0</b>	<b>0</b>	<b>1</b>	<b>1</b>	<b>0</b>	<b>0</b>	<b>0</b>	<b>0.0</b>	<b>0.0</b>	<b>0.0</b>

**Single Game Highs**

Statistic	Value	
Total Tackles	7	vs NIU 09/07/24
Total Sacks	1	vs Louisville 09/28/24
Total Tackles For Loss	1	vs Louisville 09/28/24, vs Stanford 10/12/24
Total Interceptions	1	at Purdue 09/14/24



**28**  
**LUKE TALICH**

S • 6-4, 211 lbs • Sophomore/Sophomore  
Cody, WY (Cody)

**Scoring and Total Offense**

SEASON	TEAM	gp	Scoring										Total Offense				
			td	rush	rcv	ret	pat	2pat	fg	total	avg/g	rush	pass	total	avg/g		
2023-24	ND	8	0	0	0	0	0	0	0	0	0	0	0.0	0	0	0	0.0
2024-25	ND	10	1	0	0	1	0	0	0	0	6	0.6	0	0	0	0.0	
<b>TOTAL</b>		<b>18</b>	<b>1</b>	<b>0</b>	<b>0</b>	<b>1</b>	<b>0</b>	<b>0</b>	<b>0</b>	<b>0</b>	<b>6</b>	<b>0.3</b>	<b>0</b>	<b>0</b>	<b>0</b>	<b>0.0</b>	

**Single Game Highs**

Statistic	Value	
Total Tackles	3	vs Navy 10/26/24
Total Interceptions	1	vs Florida St. 11/09/24

**Punting and All Purpose**

SEASON	TEAM	gp	Punting				All Purpose						
			no.	yds	lg	avg/g	rush	rcv	pr	kr	lr	total	avg/g
2023-24	ND	8	0	0	0	0.0	0	0	0	0	0	0	0.0
2024-25	ND	10	0	0	0	0.0	0	0	0	0	79	79	7.9
<b>TOTAL</b>		<b>18</b>	<b>0</b>	<b>0</b>	<b>0</b>	<b>0.0</b>	<b>0</b>	<b>0</b>	<b>0</b>	<b>0</b>	<b>79</b>	<b>79</b>	<b>4.4</b>

**Tackles**

SEASON	TEAM	GP	Tackles								Interceptions			Receptions				
			ua	a	total	tfl	pbu	ff	fr	blk	sacks	int	rec	yds	td	lg	rec/g	yds/r
2023-24	ND	8	2	0	2	0-0	2	0	0	0	0	0	0	0	0	0.0	0.0	0.0
2024-25	ND	10	8	5	13	0-0	0	1	0	0	0	1	0	0	0	0.0	0.0	0.0
<b>TOTAL</b>		<b>18</b>	<b>10</b>	<b>5</b>	<b>15</b>	<b>0-0</b>	<b>0</b>	<b>1</b>	<b>0</b>	<b>0</b>	<b>0</b>	<b>1</b>	<b>0</b>	<b>0</b>	<b>0</b>	<b>0.0</b>	<b>0.0</b>	<b>0.0</b>



**29**  
**CHRISTIAN GRAY**

CB • 6-0, 189 lbs • Sophomore/Sophomore  
St. Louis, MO (De Smet)

**Tackles**

SEASON	TEAM	GP	Tackles								Interceptions			Receptions				
			ua	a	total	tfl	pbu	ff	fr	blk	sacks	int	rec	yds	td	lg	rec/g	yds/r
2023-24	ND	12	9	2	11	0-0	2	0	0	0	0	1	0	0	0	0.0	0.0	0.0
2024-25	ND	9	11	6	17	0.5-1	5	1	0	0	0	1	0	0	0	0.0	0.0	0.0
<b>TOTAL</b>		<b>21</b>	<b>20</b>	<b>8</b>	<b>28</b>	<b>0.5-1</b>	<b>7</b>	<b>1</b>	<b>0</b>	<b>0</b>	<b>0</b>	<b>2</b>	<b>0</b>	<b>0</b>	<b>0.0</b>	<b>0.0</b>	<b>0.0</b>	

**Single Game Highs**

Statistic	Value	
Total Tackles	3	4 times
Total Tackles For Loss	0.5	vs Navy 10/26/24
Total Interceptions	1	vs Pittsburgh 10/28/23, vs Miami (OH) 09/21/24



**30**  
**BRYCE YOUNG**


DL • 6-7, 258 lbs • Freshman/Freshman  
Charlotte, NC (Charlotte Christian)

**Tackles**

SEASON	TEAM	GP	Tackles							Interceptions			Receptions					
			ua	a	total	tfl	pbu	ff	fr	blk	sacks	int	rec	yds	td	lg	rec/g	yds/r
2023-24	ND	10	10	3	13	1.5-2	0	0	0	2	0.5	0	0	0	0	0.0	0.0	0.0
<b>TOTAL</b>		<b>10</b>	<b>10</b>	<b>3</b>	<b>13</b>	<b>1.5-2</b>	<b>0</b>	<b>0</b>	<b>0</b>	<b>2</b>	<b>0.5</b>	<b>0</b>	<b>0</b>	<b>0</b>	<b>0</b>	<b>0.0</b>	<b>0.0</b>	<b>0.0</b>

**Single Game Highs**

Statistic	Value	
Total Tackles	4	vs Florida St. 11/09/24
Total Sacks	0.5	vs Florida St. 11/09/24
Total Tackles For Loss	1	vs Virginia 11/16/24



**32**  
**JUSTIN FISHER**

RB • 6-2, 231 lbs • Junior/Junior  
Mishawaka, IN (Mishawaka)

**Rushing and Passing**

SEASON	TEAM	gp	Rushing							Passing						
			att	yds	td	lg	avg/c	avg/g	comp-att-int	yds	td	lg	pct	avg/p	avg/g	effic
2023-24	ND	3	0	0	0	0	0.0	0.0	0-0-0	0	0	0	0.0	0.0	0.0	0.0
2024-25	ND	9	1	4	0	4	4.0	0.4	0-0-0	0	0	0	0.0	0.0	0.0	0.0
<b>TOTAL</b>		<b>12</b>	<b>1</b>	<b>4</b>	<b>0</b>	<b>4</b>	<b>4.0</b>	<b>0.3</b>	<b>0-0-0</b>	<b>0</b>	<b>0</b>	<b>0</b>	<b>0.0</b>	<b>0.0</b>	<b>0.0</b>	<b>0.0</b>

**Scoring and Total Offense**

SEASON	TEAM	gp	Scoring							Total Offense					
			td	rush	rcv	ret	pat	2pat	fg	total	avg/g	rush	pass	total	avg/g
2023-24	ND	3	0	0	0	0	0	0	0	0	0.0	0	0	0	0.0
2024-25	ND	9	0	0	0	0	0	0	0	0.0	4	0	4	0.4	
<b>TOTAL</b>		<b>12</b>	<b>0</b>	<b>0</b>	<b>0</b>	<b>0</b>	<b>0</b>	<b>0</b>	<b>0</b>	<b>0.0</b>	<b>4</b>	<b>0</b>	<b>4</b>	<b>0.3</b>	

**Punting and All Purpose**

SEASON	TEAM	gp	Punting				All Purpose							
			no.	yds	lg	avg/g	rush	rcv	pr	kr	lr	total	avg/g	
2023-24	ND	3	0	0	0	0.0	0	0	0	0	0	0	0	0.0
2024-25	ND	9	0	0	0	0.0	4	16	0	0	0	20	2.2	
<b>TOTAL</b>		<b>12</b>	<b>0</b>	<b>0</b>	<b>0</b>	<b>0.0</b>	<b>4</b>	<b>16</b>	<b>0</b>	<b>0</b>	<b>0</b>	<b>20</b>	<b>1.7</b>	

**Tackles**

SEASON	TEAM	GP	Tackles							Interceptions			Receptions				
			ua	a	total	tfl	pbu	ff	fr	blk	sacks	int	rec	yds	td	lg	rec/g
2023-24	ND	3	0	0	0	0-0	0	0	0	0	0	0	0	0	0.0	0.0	0.0
2024-25	ND	9	0	0	0	0-0	0	0	0	0	0	0	0	0	0.1	16.0	1.8
<b>TOTAL</b>		<b>12</b>	<b>0</b>	<b>0</b>	<b>0</b>	<b>0-0</b>	<b>0</b>	<b>0</b>	<b>0</b>	<b>0</b>	<b>0</b>	<b>0</b>	<b>0</b>	<b>0</b>	<b>0.1</b>	<b>16.0</b>	<b>1.3</b>

**Single Game Highs**

Statistic	Value	
Rushing Attempts	1	vs Florida St. 11/09/24
Rushing Yards Net	4	vs Florida St. 11/09/24
Longest Rushing	4	vs Florida St. 11/09/24
Receptions	1	vs Florida St. 11/09/24
Receptions Yards	16	vs Florida St. 11/09/24
Longest Reception	16	vs Florida St. 11/09/24



**33**  
**TRE READER**

LB • 6-1, 215 lbs • Junior/Junior  
Tampa, FL (Berkeley Prep)


**Tackles**

SEASON	TEAM	GP	Tackles							Interceptions			Receptions				
			ua	a	total	tfl	pbu	ff	fr	blk	sacks	int	rec	yds	td	lg	rec/g
2023-24	ND	2	0	0	0	0-0	0	0	0	0	0	0	0	0	0.0	0.0	0.0
2024-25	ND	2	1	1	2	0-0	0	0	0	0	0	0	0	0	0.0	0.0	0.0
<b>TOTAL</b>		<b>4</b>	<b>1</b>	<b>1</b>	<b>2</b>	<b>0-0</b>	<b>0</b>	<b>0</b>	<b>0</b>	<b>0</b>	<b>0</b>	<b>0</b>	<b>0</b>	<b>0</b>	<b>0.0</b>	<b>0.0</b>	<b>0.0</b>

**Single Game Highs**

Statistic	Value	
Total Tackles	1	vs Florida St. 11/09/24, at Purdue 09/14/24





**38**  
**DAVIS SHERWOOD**

TE • 6-3, 243 lbs • Senior/Senior  
Greensboro, NC (Good Counsel)

**Rushing and Passing**

SEASON	TEAM	gp	Rushing						Passing							
			att	yds	td	lg	avg/c	avg/g	comp-att-int	yds	td	lg	pct	avg/p	avg/g	effic
2021-22	ND	12	0	0	0	0	0.0	0.0	0-0-0	0	0	0	0.0	0.0	0.0	0.0
2022-23	ND	13	0	0	0	0	0.0	0.0	1-1-0	20	0	20	100.0	20.0	1.5	268.0
2023-24	ND	13	0	0	0	0	0.0	0.0	0-0-0	0	0	0	0.0	0.0	0.0	0.0
2024-25	ND	9	0	0	0	0	0.0	0.0	1-1-0	14	0	14	100.0	14.0	1.6	217.6
<b>TOTAL</b>		<b>47</b>	<b>0</b>	<b>0</b>	<b>0</b>	<b>0</b>	<b>0.0</b>	<b>0.0</b>	<b>2-2-0</b>	<b>34</b>	<b>0</b>	<b>20</b>	<b>100.0</b>	<b>17.0</b>	<b>0.7</b>	<b>242.6</b>

**Scoring and Total Offense**

SEASON	TEAM	gp	Scoring										Total Offense				
			td	rush	rcv	ret	pat	2pat	fg	total	avg/g	rush	pass	total	avg/g		
2021-22	ND	12	0	0	0	0	0	0	0	0	0	0	0.0	0	0	0	0.0
2022-23	ND	13	0	0	0	0	0	0	0	0	0	0	0.0	0	20	20	1.5
2023-24	ND	13	1	0	1	0	0	0	0	0	6	0.5	0	0	0	0	0.0
2024-25	ND	9	0	0	0	0	0	0	0	0	0	0.0	0	14	14	1.6	
<b>TOTAL</b>		<b>47</b>	<b>1</b>	<b>0</b>	<b>1</b>	<b>0</b>	<b>0</b>	<b>0</b>	<b>0</b>	<b>0</b>	<b>6</b>	<b>0.1</b>	<b>0</b>	<b>34</b>	<b>34</b>	<b>0.7</b>	

**Punting and All Purpose**

SEASON	TEAM	gp	Punting				All Purpose						
			no.	yds	lg	avg/g	rush	rcv	pr	kr	lr	total	avg/g
2021-22	ND	12	0	0	0	0.0	0	0	0	0	0	0	0.0
2022-23	ND	13	0	0	0	0.0	0	0	0	0	0	0	0.0
2023-24	ND	13	0	0	0	0.0	0	18	0	0	0	18	1.4
2024-25	ND	9	0	0	0	0.0	0	19	0	0	0	19	2.1
<b>TOTAL</b>		<b>47</b>	<b>0</b>	<b>0</b>	<b>0</b>	<b>0.0</b>	<b>0</b>	<b>37</b>	<b>0</b>	<b>0</b>	<b>0</b>	<b>37</b>	<b>0.8</b>

**Tackles**

SEASON	TEAM	GP	Tackles										Interceptions		Receptions						
			ua	a	total	tfl	pbu	ff	fr	blk	sacks	int	rec	yds	td	lg	rec/g	yds/r	yds/g		
2021-22	ND	12	1	2	3	0-0	0	0	0	0	0	0	0	0	0	0	0	0.0	0.0		
2022-23	ND	13	0	0	0	0-0	0	0	0	0	0	0	0	0	0	0	0.0	0.0			
2023-24	ND	13	0	0	0	0-0	0	0	0	0	0	0	0	0	2	18	1	10	0.2	9.0	1.4
2024-25	ND	9	1	1	2	0-0	0	0	0	0	0	0	0	0	1	19	0	19	0.1	19.0	2.1
<b>TOTAL</b>		<b>47</b>	<b>2</b>	<b>3</b>	<b>5</b>	<b>0-0</b>	<b>0</b>	<b>0</b>	<b>0</b>	<b>0</b>	<b>0</b>	<b>0</b>	<b>0</b>	<b>0</b>	<b>3</b>	<b>37</b>	<b>1</b>	<b>19</b>	<b>0.1</b>	<b>12.3</b>	<b>0.8</b>

**Single Game Highs**

Statistic	Value	
Total Passes	1	vs South Carolina 12/30/22, vs Georgia Tech 10/19/24
Completed Passes	1	vs South Carolina 12/30/22, vs Georgia Tech 10/19/24
Passes Yards	20	vs South Carolina 12/30/22
Longest Pass	20	vs South Carolina 12/30/22
Receptions	1	vs Tennessee St. 09/02/23, at NC State 09/09/23, vs Navy 10/26/24
Receptions Yards	19	vs Navy 10/26/24
Receptions Touchdowns	1	at NC State 09/09/23
Longest Reception	19	vs Navy 10/26/24
Total Tackles	1	5 times



**40**  
**JOSHUA BURNHAM**


DL • 6-4, 251 lbs • Junior/Sophomore  
Traverse City, MI (Traverse City Central)

**Tackles**

SEASON	TEAM	GP	Tackles										Interceptions		Receptions			
			ua	a	total	tfl	pbu	ff	fr	blk	sacks	int	rec	yds	td	lg	rec/g	yds/r
2022-23	ND	1	0	1	1	0-5-3	0	0	0	0	0	0	0	0	0	0.0	0.0	0.0
2023-24	ND	13	10	8	18	4-19	0	0	0	0	1	0	0	0	0.0	0.0	0.0	
2024-25	ND	8	3	11	14	2.5-11	1	1	1	0	0	0	0	0	0.0	0.0	0.0	
<b>TOTAL</b>		<b>22</b>	<b>13</b>	<b>20</b>	<b>33</b>	<b>7-33</b>	<b>1</b>	<b>1</b>	<b>1</b>	<b>0</b>	<b>1</b>	<b>0</b>	<b>0</b>	<b>0</b>	<b>0.0</b>	<b>0.0</b>	<b>0.0</b>	

**Single Game Highs**

Statistic	Value	
Total Tackles	5	vs Stanford 10/12/24
Total Sacks	1	vs Navy 08/26/23
Total Tackles For Loss	1.5	vs Oregon St. 12/29/23



**41**  
**DONOVAN HINISH**

DL • 6-2, 278 lbs • Junior/Sophomore  
Pittsburgh, PA (Central Catholic)

**Tackles**

SEASON	TEAM	GP	Tackles										Interceptions		Receptions			
			ua	a	total	tfl	pbu	ff	fr	blk	sacks	int	rec	yds	td	lg	rec/g	yds/r
2022-23	ND	1	0	0	0	0-0	0	0	0	0	0	0	0	0	0.0	0.0	0.0	
2023-24	ND	9	4	6	10	1-7	0	0	0	0	1	0	0	0	0.0	0.0	0.0	
2024-25	ND	10	11	12	23	3.5-25	1	0	0	0	3.5	0	0	0	0.0	0.0	0.0	
<b>TOTAL</b>		<b>20</b>	<b>15</b>	<b>18</b>	<b>33</b>	<b>4.5-32</b>	<b>1</b>	<b>0</b>	<b>0</b>	<b>0</b>	<b>4.5</b>	<b>0</b>	<b>0</b>	<b>0</b>	<b>0.0</b>	<b>0.0</b>	<b>0.0</b>	

**Single Game Highs**

Statistic	Value	
Total Tackles	5	at Texas A&M 08/31/24, vs Florida St. 11/09/24
Total Sacks	2	vs Florida St. 11/09/24
Total Tackles For Loss	2	vs Florida St. 11/09/24



**43**  
**KAHANU KIA**

LB • 6-2, 230 lbs • Sophomore/Freshman  
Kaneohe, HI (Punahou)

**Tackles**

SEASON	TEAM	GP	Tackles							Interceptions			Receptions					
			ua	a	total	tfl	pbu	ff	fr	blk	sacks	int	rec	yds	td	lg	rec/g	yds/r
2021-22	ND	8	4	3	7	0-0	0	0	0	0	0	0	0	0	0	0.0	0.0	0.0
<b>TOTAL</b>		<b>8</b>	<b>4</b>	<b>3</b>	<b>7</b>	<b>0-0</b>	<b>0</b>	<b>0</b>	<b>0</b>	<b>0</b>	<b>0</b>	<b>0</b>	<b>0</b>	<b>0</b>	<b>0.0</b>	<b>0.0</b>	<b>0.0</b>	

**Single Game Highs**

Statistic	Value
Total Tackles	4 vs Navy 11/06/21



**44**  
**JUNIOR TUIHALAMAKA**

DL • 6-2, 255 lbs • Junior/Junior  
Granada Hills, CA (Bishop Alemany)

**Tackles**

SEASON	TEAM	GP	Tackles							Interceptions			Receptions					
			ua	a	total	tfl	pbu	ff	fr	blk	sacks	int	rec	yds	td	lg	rec/g	yds/r
2022-23	ND	13	4	2	6	0-0	0	0	0	0	0	0	0	0	0	0.0	0.0	0.0
2023-24	ND	13	7	3	10	0-0	0	0	0	0	0	0	0	0	0.0	0.0	0.0	
2024-25	ND	10	10	11	21	2.5-11	0	0	1	0	1.5	1	0	0	0	0.0	0.0	0.0
<b>TOTAL</b>		<b>36</b>	<b>21</b>	<b>16</b>	<b>37</b>	<b>2.5-11</b>	<b>0</b>	<b>0</b>	<b>1</b>	<b>0</b>	<b>1.5</b>	<b>1</b>	<b>0</b>	<b>0</b>	<b>0.0</b>	<b>0.0</b>	<b>0.0</b>	

**Single Game Highs**

Statistic	Value
Total Tackles	7 vs Navy 10/26/24
Total Sacks	1 vs Florida St. 11/09/24
Total Tackles For Loss	1 vs Florida St. 11/09/24, vs Miami (OH) 09/21/24
Total Interceptions	1 vs Miami (OH) 09/21/24



**47**  
**JASON ONYE**

DL • 6-5, 291 lbs • Senior/Junior  
North Providence, RI (Bishop Hendricken)

**Tackles**

SEASON	TEAM	GP	Tackles							Interceptions			Receptions					
			ua	a	total	tfl	pbu	ff	fr	blk	sacks	int	rec	yds	td	lg	rec/g	yds/r
2022-23	ND	1	0	2	2	0-0	0	0	0	0	0	0	0	0	0	0.0	0.0	0.0
2023-24	ND	13	11	6	17	0.5-1	0	0	0	2	0.5	0	0	0	0	0.0	0.0	0.0
2024-25	ND	5	4	3	7	1.5-13	1	0	0	1	1.5	0	0	0	0	0.0	0.0	0.0
<b>TOTAL</b>		<b>19</b>	<b>15</b>	<b>11</b>	<b>26</b>	<b>2-14</b>	<b>1</b>	<b>0</b>	<b>0</b>	<b>3</b>	<b>2</b>	<b>0</b>	<b>0</b>	<b>0</b>	<b>0.0</b>	<b>0.0</b>	<b>0.0</b>	

**Single Game Highs**

Statistic	Value
Total Tackles	5 vs Tennessee St. 09/02/23
Total Sacks	1.5 at Purdue 09/14/24
Total Tackles For Loss	1.5 at Purdue 09/14/24



**48**  
**MARCELLO DIOMEDE**

K • 6-0, 192 lbs • Sophomore/Sophomore  
Glen Ellyn, IL (Glenbard West)

**Scoring and Total Offense**

SEASON	TEAM	gp	Scoring										Total Offense			
			td	rush	rcv	ret	pat	2pat	fg	total	avg/g	rush	pass	total	avg/g	
2023-24	ND	1	0	0	0	0	1	0	0	1	1.0	0	0	0	0.0	
2024-25	ND	3	0	0	0	0	1	0	0	1	0.3	0	0	0	0.0	
<b>TOTAL</b>		<b>4</b>	<b>0</b>	<b>0</b>	<b>0</b>	<b>0</b>	<b>2</b>	<b>0</b>	<b>0</b>	<b>2</b>	<b>0.5</b>	<b>0</b>	<b>0</b>	<b>0</b>	<b>0.0</b>	

**Kickoffs**

Player	no.	yds	avg	tb	ob	retn	net	ydl
Marcello Diomedé	1	55	55.0	0	0			



**49**  
**ANDREW KROS**

LS • 6-3, 220 lbs • Sophomore/Sophomore  
Louisville, KY (St. Xavier)

**Tackles**

SEASON	TEAM	GP	Tackles										Interceptions		Receptions				
			ua	a	total	tfl	pbu	ff	fr	blk	sacks	int	rec	yds	td	lg	rec/g	yds/r	yds/g
2023-24	ND	1	0	0	0	0-0	0	0	0	0	0	0	0	0	0	0	0.0	0.0	0.0
2024-25	ND	7	1	1	2	0-0	0	0	0	0	0	0	0	0	0	0.0	0.0	0.0	
<b>TOTAL</b>		<b>8</b>	<b>1</b>	<b>1</b>	<b>2</b>	<b>0-0</b>	<b>0</b>	<b>0</b>	<b>0</b>	<b>0</b>	<b>0</b>	<b>0</b>	<b>0</b>	<b>0</b>	<b>0</b>	<b>0.0</b>	<b>0.0</b>	<b>0.0</b>	

**Single Game Highs**

Statistic	Value	
Total Tackles	2	at Texas A&M 08/31/24



**56**  
**HOWARD CROSS III**


DL • 6-1, 288 lbs • Graduate Student/\*Senior  
Paramus, NJ (St. Joseph Regional)

**Tackles**

SEASON	TEAM	GP	Tackles										Interceptions		Receptions			
			ua	a	total	tfl	pbu	ff	fr	blk	sacks	int	rec	yds	td	lg	rec/g	yds/r
2019-20	ND	4	3	4	7	0-0	0	0	0	0	0	0	0	0	0	0.0	0.0	0.0
2020-21	ND	12	8	5	13	0-0	0	0	0	0	0	0	0	0	0.0	0.0	0.0	
2021-22	ND	11	13	9	22	4.5-21	0	0	0	0	3	0	0	0	0.0	0.0	0.0	
2022-23	ND	12	14	19	33	2.5-13	1	1	0	0	2	0	0	0	0.0	0.0	0.0	
2023-24	ND	13	28	38	66	7-21	2	2	0	0	2	0	0	0	0.0	0.0	0.0	
2024-25	ND	9	13	10	23	5.5-33	0	0	0	0	4	0	0	0	0.0	0.0	0.0	
<b>TOTAL</b>		<b>61</b>	<b>79</b>	<b>85</b>	<b>164</b>	<b>19.5-88</b>	<b>3</b>	<b>3</b>	<b>0</b>	<b>0</b>	<b>11</b>	<b>0</b>	<b>0</b>	<b>0</b>	<b>0.0</b>	<b>0.0</b>	<b>0.0</b>	

**Single Game Highs**

Statistic	Value	
Total Tackles	13	at Duke 09/30/23
Total Sacks	2	vs Georgia Tech 11/20/21, vs Stanford 10/12/24
Total Tackles For Loss	3.5	at Duke 09/30/23



**58**  
**GRANT RISTOFF**

DL • 6-3, 260 lbs • Graduate Student/\*Senior  
Ladera Ranch, CA (JSerra Catholic/Penn)

**Tackles**

SEASON	TEAM	GP	Tackles							Interceptions			Receptions					
			ua	a	total	tfl	pbu	ff	fr	blk	sacks	int	rec	yds	td	lg	rec/g	yds/r
2021-22	Penn	9	5	3	8	0-0	0	0	0	0	0	0	0	0	0	0.0	0.0	0.0
2022-23	Penn	8	5	11	16	2-16	0	0	0	1	2	0	0	0	0	0.0	0.0	0.0
2024-25	ND	2	1	1	2	0-0	0	0	0	0	0	0	0	0	0.0	0.0	0.0	
<b>TOTAL FOR ND</b>		<b>2</b>	<b>1</b>	<b>1</b>	<b>2</b>	<b>0-0</b>	<b>0</b>	<b>0</b>	<b>0</b>	<b>0</b>	<b>0</b>	<b>0</b>	<b>0</b>	<b>0</b>	<b>0.0</b>	<b>0.0</b>	<b>0.0</b>	
<b>TOTAL</b>		<b>19</b>	<b>11</b>	<b>15</b>	<b>26</b>	<b>2-16</b>	<b>0</b>	<b>0</b>	<b>0</b>	<b>1</b>	<b>2</b>	<b>0</b>	<b>0</b>	<b>0</b>	<b>0.0</b>	<b>0.0</b>	<b>0.0</b>	

**Single Game Highs**

Statistic	Value	
Total Tackles	3	vs Colgate 09/17/22, at Dartmouth 09/30/22, at Georgetown 10/08/22
Total Sacks	1	at Georgetown 10/08/22, vs Colgate 09/17/22
Total Tackles For Loss	1	vs Colgate 09/17/22, at Georgetown 10/08/22



**59**  
**SEAN SEVILLANO JR.**

DL • 6-1, 320 lbs • Freshman/Freshman  
Clearwater, FL (Clearwater Academy International)

**Tackles**

SEASON	TEAM	GP	Tackles							Interceptions			Receptions					
			ua	a	total	tfl	pbu	ff	fr	blk	sacks	int	rec	yds	td	lg	rec/g	yds/r
2024-25	ND	2	1	0	1	0-0	0	0	0	0	0	0	0	0	0	0.0	0.0	0.0
<b>TOTAL</b>		<b>2</b>	<b>1</b>	<b>0</b>	<b>1</b>	<b>0-0</b>	<b>0</b>	<b>0</b>	<b>0</b>	<b>0</b>	<b>0</b>	<b>0</b>	<b>0</b>	<b>0</b>	<b>0.0</b>	<b>0.0</b>	<b>0.0</b>	

**Single Game Highs**

Statistic	Value	
Total Tackles	1	vs Florida St. 11/09/24



**78**  
**PAT COOGAN**

OL • 6-5, 310 lbs • Senior/Junior  
Palos Heights, IL (Marist)

**Punting and All Purpose**

SEASON	TEAM	gp	Punting				All Purpose							
			no.	yds	lg	avg/g	rush	rcv	pr	kr	lr	total	avg/g	
2022-23	ND	1	0	0	0	0.0	0	0	0	0	0	0	0	0.0
2023-24	ND	13	0	0	0	0.0	0	0	0	0	0	0	0	0.0
2024-25	ND	10	0	0	0	0.0	0	11	0	0	0	11	1.1	
<b>TOTAL</b>		<b>24</b>	<b>0</b>	<b>0</b>	<b>0</b>	<b>0.0</b>	<b>0</b>	<b>11</b>	<b>0</b>	<b>0</b>	<b>0</b>	<b>11</b>	<b>0.5</b>	

**Tackles**

SEASON	TEAM	GP	Tackles							Interceptions			Receptions						
			ua	a	total	tfl	pbu	ff	fr	blk	sacks	int	rec	yds	td	lg	rec/g	yds/r	yds/g
2022-23	ND	1	0	0	0	0-0	0	0	0	0	0	0	0	0	0.0	0.0	0.0		
2023-24	ND	13	0	0	0	0-0	0	0	0	0	0	0	0	0	0.0	0.0	0.0		
2024-25	ND	10	1	0	1	0-0	0	0	0	0	0	0	1	11	0	11	0.1	11.0	1.1
<b>TOTAL</b>		<b>24</b>	<b>1</b>	<b>0</b>	<b>1</b>	<b>0-0</b>	<b>0</b>	<b>0</b>	<b>0</b>	<b>0</b>	<b>0</b>	<b>0</b>	<b>1</b>	<b>11</b>	<b>0</b>	<b>11</b>	<b>0.0</b>	<b>11.0</b>	<b>0.5</b>

**Single Game Highs**

Statistic	Value	
Receptions	1	vs Stanford 10/12/24
Receptions Yards	11	vs Stanford 10/12/24
Longest Reception	11	vs Stanford 10/12/24
Total Tackles	1	vs Georgia Tech 10/19/24





83  
JAYDEN THOMAS  
WR • 6-2, 218 lbs • Senior/Junior  
Paulding County, GA (Pace Academy)

Punting and All Purpose

Table with columns: SEASON, TEAM, gp, no., yds, lg, avg/g, rush, rcv, pr, kr, lr, total, avg/g. Rows for 2021-22 to 2024-25 and a TOTAL row.

Tackles

Table with columns: SEASON, TEAM, GP, ua, a, total, tfl, pbu, ff, fr, blk, sacks, int, rec, yds, td, lg, rec/g, yds/r, yds/g. Rows for 2021-22 to 2024-25 and a TOTAL row.

Rushing and Passing


Table with columns: SEASON, TEAM, gp, att, yds, td, lg, avg/g, comp-att-int, yds, td, lg, pct, avg/p, avg/g, effc. Rows for 2021-22 to 2024-25 and a TOTAL row.

Scoring and Total Offense

Table with columns: SEASON, TEAM, gp, td, rush, rcv, ret, pat, 2pat, fg, total, avg/g, rush, pass, total, avg/g. Rows for 2021-22 to 2024-25 and a TOTAL row.

Single Game Highs

Table with columns: Statistic, Value, and game details. Rows for Rushing Attempts, Rushing Yards Net, Longest Rushing, Receptions, Receptions Yards, Receptions Touchdowns, Longest Reception.



84  
KEVIN BAUMAN  
TE • 6-5, 260 lbs • Graduate Student/Senior  
Red Bank, NJ (Red Bank Catholic)

Scoring and Total Offense

Table with columns: SEASON, TEAM, gp, td, rush, rcv, ret, pat, 2pat, fg, total, avg/g, rush, pass, total, avg/g. Rows for 2020-21 to 2024-25 and a TOTAL row.

Punting and All Purpose

Table with columns: SEASON, TEAM, gp, no., yds, lg, avg/g, rush, rcv, pr, kr, lr, total, avg/g. Rows for 2020-21 to 2024-25 and a TOTAL row.

Tackles

Table with columns: SEASON, TEAM, GP, ua, a, total, tfl, pbu, ff, fr, blk, sacks, int, rec, yds, td, lg, rec/g, yds/r, yds/g. Rows for 2020-21 to 2024-25 and a TOTAL row.

Single Game Highs

Table with columns: Statistic, Value, and game details. Rows for Receptions, Receptions Yards, Receptions Touchdowns, Longest Reception.



87  
COOPER FLANAGAN  
TE • 6-6, 257 lbs • Sophomore/Sophomore  
Pleasant Hill, CA (De La Salle)

Scoring and Total Offense

Table with columns: SEASON, TEAM, gp, td, rush, rcv, ret, pat, 2pat, fg, total, avg/g, rush, pass, total, avg/g. Rows for 2023-24 to 2024-25 and a TOTAL row.

Punting and All Purpose

Table with columns: SEASON, TEAM, gp, no., yds, lg, avg/g, rush, rcv, pr, kr, lr, total, avg/g. Rows for 2023-24 to 2024-25 and a TOTAL row.


Tackles

Table with columns: SEASON, TEAM, GP, ua, a, total, tfl, pbu, ff, fr, blk, sacks, int, rec, yds, td, lg, rec/g, yds/r, yds/g. Rows for 2023-24 to 2024-25 and a TOTAL row.

Single Game Highs

Table with columns: Statistic, Value, and game details. Rows for Receptions, Receptions Yards, Receptions Touchdowns, Longest Reception.





**91**  
**WILLIAM BARTEL**

P • 5-10, 181 lbs • Graduate Student/Senior  
Providence, RI (La Salle Academy/Villanova)

**Scoring and Total Offense**

SEASON	TEAM	gp	Scoring								Total Offense				
			td	rush	rcv	ret	pat	2pat	fg	total	avg/g	rush	pass	total	avg/g
2021-22	VU	2	0	0	0	0	7	0	2	13	6.5	0	0	0	0.0
2022-23	VU	11	0	0	0	0	0	0	0	0	0.0	0	0	0	0.0
<b>TOTAL FOR ND</b>	<b>0</b>	<b>0</b>	<b>0</b>	<b>0</b>	<b>0</b>	<b>0</b>	<b>0</b>	<b>0</b>	<b>0</b>	<b>0</b>	<b>0.0</b>	<b>0</b>	<b>0</b>	<b>0</b>	<b>0.0</b>
<b>TOTAL</b>	<b>13</b>	<b>0</b>	<b>0</b>	<b>0</b>	<b>0</b>	<b>7</b>	<b>0</b>	<b>2</b>	<b>13</b>	<b>1.0</b>	<b>0</b>	<b>0</b>	<b>0</b>	<b>0</b>	<b>0.0</b>

**Punting and All Purpose**

SEASON	TEAM	gp	Punting				All Purpose							
			no.	yds	lg	avg/g	rush	rcv	pr	kr	lr	total	avg/g	
2021-22	VU	2	0	0	0	0.0	0	0	0	0	0	0	0	0.0
2022-23	VU	11	44	1653	55	37.6	0	0	0	0	0	0	0	0.0
<b>TOTAL FOR ND</b>	<b>0</b>	<b>0</b>	<b>0</b>	<b>0</b>	<b>0</b>	<b>0.0</b>	<b>0</b>	<b>0</b>	<b>0</b>	<b>0</b>	<b>0</b>	<b>0</b>	<b>0</b>	<b>0.0</b>
<b>TOTAL</b>	<b>13</b>	<b>44</b>	<b>1653</b>	<b>55</b>	<b>37.6</b>	<b>0</b>	<b>0</b>	<b>0</b>	<b>0</b>	<b>0</b>	<b>0</b>	<b>0</b>	<b>0</b>	<b>0.0</b>

**Tackles**

SEASON	TEAM	GP	Tackles							Interceptions			Receptions							
			ua	a	total	tfl	pbu	ff	fr	blk	sacks	int	rec	yds	td	lg	rec/g	yds/r	yds/g	
2021-22	VU	2	0	0	0	0-0	0	0	0	0	0	0	0	0	0	0	0	0	0.0	0.0
2022-23	VU	11	0	0	0	0-0	0	0	0	0	0	0	0	0	0	0	0	0	0.0	0.0
<b>TOTAL FOR ND</b>	<b>0</b>	<b>0</b>	<b>0</b>	<b>0</b>	<b>0</b>	<b>0-0</b>	<b>0</b>	<b>0</b>	<b>0</b>	<b>0</b>	<b>0</b>	<b>0</b>	<b>0</b>	<b>0</b>	<b>0</b>	<b>0</b>	<b>0</b>	<b>0.0</b>	<b>0.0</b>	
<b>TOTAL</b>	<b>13</b>	<b>0</b>	<b>0</b>	<b>0</b>	<b>0</b>	<b>0-0</b>	<b>0</b>	<b>0</b>	<b>0</b>	<b>0</b>	<b>0</b>	<b>0</b>	<b>0</b>	<b>0</b>	<b>0</b>	<b>0</b>	<b>0</b>	<b>0.0</b>	<b>0.0</b>	

**Single Game Highs**

Statistic	Value	
Field Goals Made	1	at Lehigh 09/04/21, vs Bucknell 09/11/21
Longest Field Goal Made	26	at Lehigh 09/04/21
Punts	10	at Towson 11/05/22
Punts Average	42.75	at William & Mary 11/12/22
Longest Punt	55	at Towson 11/05/22
Punts Inside 20 Yards	4	at Towson 11/05/22



**92**  
**ZAC YOAKAM**

K • 5-8, 191 lbs • Junior/Junior  
Upper Arlington, OH (Upper Arlington)

**Scoring and Total Offense**

SEASON	TEAM	gp	Scoring								Total Offense				
			td	rush	rcv	ret	pat	2pat	fg	total	avg/g	rush	pass	total	avg/g
2022-23	ND	13	0	0	0	0	0	0	0	0	0.0	0	0	0	0.0
2023-24	ND	2	0	0	0	0	2	0	2	1.0	0	0	0	0.0	
2024-25	ND	5	0	0	0	0	18	0	2	24	4.8	0	0	0	0.0
<b>TOTAL</b>	<b>20</b>	<b>0</b>	<b>0</b>	<b>0</b>	<b>0</b>	<b>20</b>	<b>0</b>	<b>2</b>	<b>26</b>	<b>1.3</b>	<b>0</b>	<b>0</b>	<b>0</b>	<b>0.0</b>	

**Punting and All Purpose**

SEASON	TEAM	gp	Punting				All Purpose							
			no.	yds	lg	avg/g	rush	rcv	pr	kr	lr	total	avg/g	
2022-23	ND	13	0	0	0	0.0	0	0	0	0	0	0	0	0.0
2023-24	ND	2	0	0	0	0.0	0	0	0	0	0	0	0	0.0
2024-25	ND	5	0	0	0	0.0	0	0	0	0	0	0	0	0.0
<b>TOTAL</b>	<b>20</b>	<b>0</b>	<b>0</b>	<b>0</b>	<b>0</b>	<b>0.0</b>	<b>0</b>	<b>0</b>	<b>0</b>	<b>0</b>	<b>0</b>	<b>0</b>	<b>0</b>	<b>0.0</b>

**Tackles**

SEASON	TEAM	GP	Tackles							Interceptions			Receptions							
			ua	a	total	tfl	pbu	ff	fr	blk	sacks	int	rec	yds	td	lg	rec/g	yds/r	yds/g	
2022-23	ND	13	0	1	1	0-0	0	0	0	0	0	0	0	0	0	0	0	0	0.0	0.0
2023-24	ND	2	0	0	0	0-0	0	0	0	0	0	0	0	0	0	0	0	0	0.0	0.0
2024-25	ND	5	0	0	0	0-0	0	0	0	0	0	0	0	0	0	0	0	0	0.0	0.0
<b>TOTAL</b>	<b>20</b>	<b>0</b>	<b>0</b>	<b>1</b>	<b>1</b>	<b>0-0</b>	<b>0</b>	<b>0</b>	<b>0</b>	<b>0</b>	<b>0</b>	<b>0</b>	<b>0</b>	<b>0</b>	<b>0</b>	<b>0</b>	<b>0</b>	<b>0.0</b>	<b>0.0</b>	

**Single Game Highs**

Statistic	Value	
Field Goals Made	1	vs Georgia Tech 10/19/24, vs Navy 10/26/24
Longest Field Goal Made	42	vs Georgia Tech 10/19/24
Total Tackles	1	vs South Carolina 12/30/22



**93**  
**QUENTIN AUTRY**

DL • 6-4, 287 lbs • Graduate Student/Senior  
Millston, NJ (Notre Dame/Columbia)

**Tackles**

SEASON	TEAM	GP	Tackles							Interceptions			Receptions							
			ua	a	total	tfl	pbu	ff	fr	blk	sacks	int	rec	yds	td	lg	rec/g	yds/r	yds/g	
2022-23	CU	8	0	7	7	0-0	0	0	0	0	0	0	0	0	0	0	0	0	0.0	0.0
2023-24	CU	10	10	8	18	1.5-12	2	0	1	0	1	0	0	0	0	0	0	0	0.0	0.0
<b>TOTAL FOR ND</b>	<b>0</b>	<b>0</b>	<b>0</b>	<b>0</b>	<b>0</b>	<b>0-0</b>	<b>0</b>	<b>0</b>	<b>0</b>	<b>0</b>	<b>0</b>	<b>0</b>	<b>0</b>	<b>0</b>	<b>0</b>	<b>0</b>	<b>0</b>	<b>0.0</b>	<b>0.0</b>	
<b>TOTAL</b>	<b>18</b>	<b>10</b>	<b>15</b>	<b>25</b>	<b>1.5-12</b>	<b>2</b>	<b>0</b>	<b>1</b>	<b>0</b>	<b>1</b>	<b>0</b>	<b>0</b>	<b>0</b>	<b>0</b>	<b>0</b>	<b>0</b>	<b>0</b>	<b>0.0</b>	<b>0.0</b>	

**Single Game Highs**

Statistic	Value	
Total Tackles	7	vs Penn 10/14/23
Total Sacks	1	vs Marist 10/07/23
Total Tackles For Loss	1	vs Marist 10/07/23



**97**  
**GABRIEL RUBIO**

DL • 6-5, 316 lbs • Senior/Junior  
St. Louis, MO (Lutheran St. Charles)

**Tackles**

SEASON	TEAM	GP	Tackles							Interceptions			Receptions					
			ua	a	total	tfl	pbu	ff	fr	blk	sacks	int	rec	yds	td	lg	rec/g	yds/r
2021-22	ND	1	0	1	1	0-0	0	0	0	0	0	0	0	0	0	0.0	0.0	0.0
2022-23	ND	12	6	11	17	4-9	0	0	0	0	0	0	0	0	0.0	0.0	0.0	
2023-24	ND	9	4	7	11	0-0	1	1	0	0	0	0	0	0	0.0	0.0	0.0	
2024-25	ND	5	5	3	8	1-6	1	0	0	0	0	0	0	0	0.0	0.0	0.0	
<b>TOTAL</b>		<b>27</b>	<b>15</b>	<b>22</b>	<b>37</b>	<b>5-15</b>	<b>2</b>	<b>1</b>	<b>0</b>	<b>0</b>	<b>0</b>	<b>0</b>	<b>0</b>	<b>0</b>	<b>0.0</b>	<b>0.0</b>	<b>0.0</b>	

**Single Game Highs**

Statistic	Value
Total Tackles	7 vs Stanford 10/15/22
Total Tackles For Loss	1 4 times



**98**  
**DEVAN HOUSTAN**

DL • 6-4, 297 lbs • Sophomore/Freshman  
Mississauga, Ontario, Canada (St. James School)

**Tackles**

SEASON	TEAM	GP	Tackles							Interceptions			Receptions				
			ua	a	total	tfl	pbu	ff	fr	blk	sacks	int	rec	yds	td	lg	rec/g
2023-24	ND	1	1	0	1	0-0	0	0	0	0	0	0	0	0	0.0	0.0	0.0
2024-25	ND	2	1	0	1	0-0	0	0	0	0	0	0	0	0	0.0	0.0	0.0
<b>TOTAL</b>		<b>3</b>	<b>2</b>	<b>0</b>	<b>2</b>	<b>0-0</b>	<b>0</b>	<b>0</b>	<b>0</b>	<b>0</b>	<b>0</b>	<b>0</b>	<b>0</b>	<b>0</b>	<b>0.0</b>	<b>0.0</b>	<b>0.0</b>

**Single Game Highs**

Statistic	Value
Total Tackles	1 vs Wake Forest 11/18/23, vs Virginia 11/16/24



**98**  
**MITCH JETER**

K • 5-11, 195 lbs • Graduate Student/\*Senior  
Salisbury, NC (Cannon School/South Carolina)

**Scoring and Total Offense**

SEASON	TEAM	gp	Scoring										Total Offense			
			td	rush	rcv	ret	pat	2pat	fg	total	avg/g	rush	pass	total	avg/g	
2020-21	SC	9	0	0	0	0	0	0	0	0	0	0.0	0	0	0	0.0
2021-22	SC	12	0	0	0	0	2	0	0	2	0.2	0	0	0	0.0	
2022-23	SC	13	0	0	0	0	42	0	11	75	5.8	0	0	0	0.0	
2023-24	SC	12	0	0	0	0	33	0	12	69	5.8	0	0	0	0.0	
2024-25	ND	8	0	0	0	0	31	0	6	49	6.1	0	0	0	0.0	
<b>TOTAL FOR ND</b>		<b>8</b>	<b>0</b>	<b>0</b>	<b>0</b>	<b>0</b>	<b>31</b>	<b>0</b>	<b>6</b>	<b>49</b>	<b>6.1</b>	<b>0</b>	<b>0</b>	<b>0</b>	<b>0.0</b>	
<b>TOTAL</b>		<b>54</b>	<b>0</b>	<b>0</b>	<b>0</b>	<b>0</b>	<b>108</b>	<b>0</b>	<b>29</b>	<b>195</b>	<b>3.6</b>	<b>0</b>	<b>0</b>	<b>0</b>	<b>0.0</b>	

**Punting and All Purpose**

SEASON	TEAM	gp	Punting				All Purpose							
			no.	yds	lg	avg/g	rush	rcv	pr	kr	lr	total	avg/g	
2020-21	SC	9	0	0	0	0.0	0	0	0	0	0	0	0	0.0
2021-22	SC	12	0	0	0	0.0	0	0	0	0	0	0	0	0.0
2022-23	SC	13	0	0	0	0.0	0	0	0	0	0	0	0	0.0
2023-24	SC	12	0	0	0	0.0	0	0	0	0	0	0	0	0.0
2024-25	ND	8	0	0	0	0.0	0	0	0	0	0	0	0	0.0
<b>TOTAL FOR ND</b>		<b>8</b>	<b>0</b>	<b>0</b>	<b>0</b>	<b>0.0</b>	<b>0</b>	<b>0</b>	<b>0</b>	<b>0</b>	<b>0</b>	<b>0</b>	<b>0</b>	<b>0.0</b>
<b>TOTAL</b>		<b>54</b>	<b>0</b>	<b>0</b>	<b>0</b>	<b>0.0</b>	<b>0</b>	<b>0</b>	<b>0</b>	<b>0</b>	<b>0</b>	<b>0</b>	<b>0</b>	<b>0.0</b>

**Kickoffs**

Player	no.	yds	avg	tb	ob	retn	net	ydl
Mitch Jeter	28	1772	63.3	18	0			

**Tackles**

SEASON	TEAM	GP	Tackles							Interceptions			Receptions					
			ua	a	total	tfl	pbu	ff	fr	blk	sacks	int	rec	yds	td	lg	rec/g	yds/r
2020-21	SC	9	0	0	0	0-0	0	0	0	0	0	0	0	0	0	0.0	0.0	0.0
2021-22	SC	12	2	0	2	0-0	0	0	0	0	0	0	0	0	0.0	0.0	0.0	
2022-23	SC	13	0	1	1	0-0	0	0	0	0	0	0	0	0	0.0	0.0	0.0	
2023-24	SC	12	1	2	3	0-0	0	0	0	0	0	0	0	0	0.0	0.0	0.0	
2024-25	ND	8	0	1	1	0-0	0	0	0	0	0	0	0	0	0.0	0.0	0.0	
<b>TOTAL FOR ND</b>		<b>8</b>	<b>0</b>	<b>1</b>	<b>1</b>	<b>0-0</b>	<b>0</b>	<b>0</b>	<b>0</b>	<b>0</b>	<b>0</b>	<b>0</b>	<b>0</b>	<b>0</b>	<b>0.0</b>	<b>0.0</b>	<b>0.0</b>	
<b>TOTAL</b>		<b>54</b>	<b>3</b>	<b>4</b>	<b>7</b>	<b>0-0</b>	<b>0</b>	<b>0</b>	<b>0</b>	<b>0</b>	<b>0</b>	<b>0</b>	<b>0</b>	<b>0</b>	<b>0.0</b>	<b>0.0</b>	<b>0.0</b>	

**Single Game Highs**

Statistic	Value
Field Goals Made	4 at Missouri 10/21/23
Longest Field Goal Made	53 vs Georgia St. 09/03/22
Total Tackles	1 7 times



# 99 RYLIE MILLS

DL • 6-5, 295 lbs • Graduate Student/\*Senior  
Lake Bluff, IL (Lake Forest)

### Tackles

SEASON	TEAM	GP	Tackles								Interceptions		Receptions					
			ua	a	total	tfl	pbu	ff	fr	blk	sacks	int	rec	yds	td	lg	rec/g	yds/r
2020-21	ND	9	2	5	7	2-8	0	0	0	0	0.5	0	0	0	0	0.0	0.0	0.0
2021-22	ND	13	8	8	16	3-20	0	0	0	0	3	0	0	0	0	0.0	0.0	0.0
2022-23	ND	13	8	16	24	6-31	0	0	0	0	3.5	0	0	0	0	0.0	0.0	0.0
2023-24	ND	13	22	25	47	5.5-29	0	0	2	0	2.5	0	0	0	0	0.0	0.0	0.0
2024-25	ND	10	14	17	31	6-50	0	0	0	0	6	0	0	0	0	0.0	0.0	0.0
<b>TOTAL</b>		<b>58</b>	<b>54</b>	<b>71</b>	<b>125</b>	<b>22.5-138</b>	<b>0</b>	<b>0</b>	<b>2</b>	<b>0</b>	<b>15.5</b>	<b>0</b>	<b>0</b>	<b>0</b>	<b>0</b>	<b>0.0</b>	<b>0.0</b>	<b>0.0</b>

### Single Game Highs

Statistic	Value	
Total Tackles	8	at Clemson 11/04/23
Total Sacks	3	vs Florida St. 11/09/24
Total Tackles For Loss	3	vs Florida St. 11/09/24