

NORTH DAKOTA MEN'S BASKETBALL

2024-25 SCHEDULE

Overall: 2-1 || Home: 1-0 || Road: 0-1 || Neutral: 1-0 || Streak: W2
 Summit: 0-0 || SL Home: 0-0 || SL Road: 0-0 || SL Streak: --

Date	Opponent	Time (CT)/Result
Oct. 30	Concordia College (Exh.)	W, 89-56
Nov. 4	Colorado State	L, 56-82
Nov. 9	UTSA	PPD to Dec. 13
Nov. 12	vs. Dickinson State#	W, 85-54
Nov. 14	Utah Valley	W, 77-71
Nov. 19	Notre Dame	6 p.m.
Nov. 22	LMU&	9 p.m.
Nov. 26	vs. Bethune-Cookman&	2 p.m.
Nov. 27	vs. SLU/GWU&	TBA
Dec. 4	Eastern Washington%	8 p.m.
Dec. 7	Weber State%	7 p.m.
Dec. 11	Utah Valley	7 p.m.
Dec. 13	UTSA	TBA
Dec. 15	UTSA	2 p.m.
Dec. 18	Alabama@	8 p.m.
Dec. 20	South Dakota Mines	7 p.m.
Dec. 29	Waldorf (Iowa)	2 p.m.
Jan. 2	Omaha*	7 p.m.
Jan. 4	St. Thomas*	1 p.m.
Jan. 9	Denver*	8 p.m.
Jan. 11	Oral Roberts*	7 p.m.
Jan. 16	South Dakota State*	7 p.m.
Jan. 18	Kansas City*	1 p.m.
Jan. 23	South Dakota*	7 p.m.
Jan. 25	North Dakota State*	4 p.m.
Feb. 1	South Dakota State*	1 p.m.
Feb. 6	Omaha*	7 p.m.
Feb. 8	Kansas City*	5 p.m.
Feb. 13	Denver*	7 p.m.
Feb. 15	Oral Roberts*	1 p.m.
Feb. 22	North Dakota State*	1 p.m.
Feb. 27	St. Thomas*	7 p.m.
Mar. 1	South Dakota*	4 p.m.
Mar. 5-9	Summit League Tournament^	TBA

Home games listed in bold
HOME GAMES STREAM ON MIDCO SPORTS/SLN

Neutral site matches indicated with vs.

#-Capital City Classic || &-Cancun Challenge
 %-Summit League-Big Sky Challenge

* Summit League || ^ Postseason || @ CBS Sports Network
 All times Central || All times/dates subject to change

LIVE COVERAGE »

- » Live Stats: FightingHawks.com || » X Updates: @UNDmbasketball
- » Listen: Fighting Hawks Radio Network
- » Watch: (All Home/League Away) MIDCO Sports/SLN || (Away Non-Con) Varies

GAME 3 BROADCAST INFO »

TV: FIGHTING HAWKS RADIO NETWORK
 100.3 The Cat | iHeart Radio App
 PxP : Paul Ralston



FOLLOW THE #FIGHTINGHAWKS

- » X: @UNDMBASKETBALL » FACEBOOK: /UNDMBASKETBALL
- » IG: @UNDMBB » WEBSITE: FIGHTINGHAWKS.COM

A NORTH DAKOTA WIN WOULD ...

- » Even the all-time series with Notre Dame at 1-1
- » Give UND a 3-1 start to a season for the second-straight season
- » Be the first for the program against an ACC foe
- » BE BETTER THAN A LOSS

FIGHTING HAWKS (2-1) vs. NOTRE DAME (3-0)

Tuesday, Nov. 19 • 6 PM • Purcell Pavilion • South Bend, Ind.

THE BASICS

Overall: 0-1	
Road: 0-1	
Sather vs. UND: 0-0	
Shrewsberry vs. UND: 0-0	
Current streak: L1	

PAUL SATHER	MICAH SHREWSBERRY
OVR Record: 345-246	OVR Record: 68-99
Record at UND: 63-95	Record at ND: 16-20
Overall Season: 20th	Overall Season: 6th
At North Dakota: 6th	At Notre Dame: 2nd

SERIES HISTORY (LAST 10)

Date	Location	Result
2/4/1941	South Bend, Ind.	L, 38-46

TALE OF THE TAPE

HAWKS	STAT	IRISH-
72.7	Points PG	86.3
69.0	Opp. Points PG	66.7
39.7	Rebounds PG	44.3
10.0	Assists PG	16.7
2.7	Blocks PG	2.7
6.3	Steals PG	4.7
.420	FG Pct.	.534
.298	3-Pt FG Pct.	.391
.743	FT Pct.	.787
.462	Opp. FG Pct.	.352

TEAM LEADERS

POINTS PER GAME		
UND Markus Burton		17.7
UND Treysen Eaglestaff		20.0
REBOUNDS PER GAME		
UND Kebba Njie		6.7
UND Panoam/Kuljuhovic		5.7
ASSISTS PER GAME		
UND Markus Burton		6.0
UND Eaglestaff		2.7
STEALS PER GAME		
UND Markus Burton		1.6
UND Eli King		1.3
3-POINTERS		
UND Braeden Shrewsberry		7
UND Eaglestaff		6
FIELD GOAL PERCENTAGE		
UND Kebba Njie		.765
UND Treysen Eaglestaff		.528
FREE THROW PERCENTAGE		
UND Markus Burton		.875
UND Treysen Eaglestaff		.941

LAST GAME STARTERS

	2 ELI KING G • CALEDONIA, MINN. Played in 44th game of collegiate career and 35th for UND in win over Utah Valley...Played game-high 34 minutes with 8 rebounds, 3 assists, 3 steals and a steal...	
	3 MIER PANOAM G • ANCHORAGE, ALASKA Played a season-high 30 minutes against Utah Valley...Third-straight game with five or more rebounds...	
	5 DENG MAYAR F • SALT LAKE CITY, UTAH Played in 16th game for UND with 11 minutes against Utah Valley...Recorded one rebound and one steal...	
	9 AMAR KULJUHOVIC F • WATERLOO, IOWA Played in 34th game for UND, 27th start...Delivered season highs in points (17) and minutes played (29)...Added six rebounds and four assists...	
	52 TREYSEN EAGLESTAFF G • BISMARCK, N.D. Summit League Peak Performer of the Week...Played in 68th career game for the Fighting Hawks and delivered a personal-best scoring effort at home with 31 points...	

BY THE NUMBERS

31	The number of points scored by junior guard Treysen Eaglestaff in Thursday's win over Utah Valley. It marked a career-best scoring effort inside the Betty Engelstad Sioux Center and is the most by a Hawk at home since Marlon Stewart's 35 against NDSU in 2020.
27	The number of times an opponent, under HC Paul Sather, has shot 23.5% or worse from beyond-the-arc. Utah Valley connected on just four of 18 attempts from deep. Opponents are just 12-for-63 from three-point range this season.
17	The number of free throws made by the Fighting Hawks in each of the first three games of the season. UND is shooting 74.3% (55-74) from the stripe and is averaging 18.3 makes per game.
8	The number of times a Fighting Hawk has been named the Summit League Peak Performer of the Week. Treysen Eaglestaff's fourth career appointment is the most for a player under Sather. Amar Kuljuhovic and Marlon Stewart own the other 4.
3	UND's national rank in three-point percentage defense. In 120 minutes this season, the Hawks are holding opponents to a 19% success rate from beyond-the-arc ranking behind LSU (16.4%) and Pacific (18.0%).

SUMMIT LEAGUE STANDINGS

2024-25 STANDINGS	CONF. (%)	OVR. (%)	STREAK	L10
South Dakota	0-0	4-1	W1	4-1
North Dakota	0-0	2-1	W2	2-1
South Dakota State	0-0	2-1	L1	2-1
Denver	0-0	3-2	W2	3-2
St. Thomas	0-0	3-2	L1	3-2
Kansas City	0-0	2-2	L2	2-2
North Dakota State	0-0	2-2	W1	2-2
Oral Roberts	0-0	2-2	W1	2-2
Omaha	0-0	2-3	L3	2-3

'23-24 Regular Season Champs: South Dakota State
 '23 Tournament Champs: South Dakota State







TV CHART



**ZACH
KRAFT**
R-FR. • G • 6-2
Grand Forks, N.D.



**ELI
KING**
JR. • G • 6-4
Caledonia, Minn.



**MIER
PANOAM**
SO. • G • 6-2
Anchorage, Alaska



**DARIYUS
WOODSON**
JR. • F • 6-7
Baytown, Texas



**DENG
MAYAR**
SR. • F • 6-8
Salt Lake City, Utah



**AMAR
KULJUHOVIC**
SR. • F/C • 6-8
Waterloo, Iowa



**REGGIE
THOMAS**
JR. • G • 6-1
Omaha, Neb.



**GEORGE
NATSVISHVILI**
SO. • F • 6-10
Republic of Georgia




**RYAN
ERIKSON**
R-FR. • F/C • 6-0
Bismarck, N.D.




**MAMBOUROU
MARA**
SO. • F • 6-6
Conakry, Guinea



**MATTHEW
BOTHUN**
R-FR. • F • 6-9
St. Francis, Minn.



**GREYSON
UELLEN**
FR. • G • 6-2
Excelsior, Minn.



**ANTHONY
DOPPLER**
R-FR. • G • 6-4
Bismarck, N.D.



**BRIAN
MATHEWS**
SR. • F • 6-10
Chicago, Ill.



**TREYSEN
EAGLESTAFF**
Jr. • G • 6-6
Bismarck, N.D.

PRONUNCIATIONS

#0 AL-MEN • #3 MEER PUH-NOAM • #4 DARIUS • #5 DENG MAY-ORE
#9 COOL-YOU-HO-VITCH • #13 GOO-GAH NATS-VISH-VEELE
#21 MAM-BOO-ROO MAR-UH • #22 BAH-THUN



MEDIA INFORMATION

The 2024-25 University of North Dakota men's basketball game notes have been produced by the UND athletic communications office to provide information for the media. We appreciate your interest and will do everything possible to meet your needs. Please take a few minutes to read through the information on this page and to familiarize yourself with this publication. Thank you again for your interest and coverage.

MEDIA CREDENTIALS/PARKING

Media credentials will be issued only to working media, sports information/media relations personnel, league officials or staff members of competing institutions with a legitimate need for access to press seating. Requests for media credentials, season or single-game, for the 2024-25 season must be made in advance with the UND athletic communications office. Please submit credential requests in advance with Jacob Pumphrey (701.330.2447) in the athletic communications office. Please make requests at least one week prior to the game you will be covering.

PRESS SEATING

Members of the media will be seated either at the courtside press row table or in an auxiliary press row in the upper level of the east grandstand. Cheering and betting on press row will not be tolerated and violators will be removed.

PRESS ROW OPERATIONS

Game programs, game notes, statistics and media guides will be available at press row prior to and during all home games. Statistics will be distributed at halftime and immediately following each game. All working media will have access to wireless internet. A copy machine is also available behind press row.

PHOTOGRAPHERS

Photography credentials are issued to media and institutional photographers only and they must remain in designated areas.

RADIO/TELEVISION

The Betty Engelstad Sioux Center press row can accommodate two radio stations, and two additional stations may be accommodated in the upper press box. On-air television talent can also be accommodated in the upper press box. Radio and television stations wishing to broadcast UND home games are asked to contact basketball athletic communications director Jacob Pumphrey at least two weeks prior to the event you are covering.

INTERVIEWS

The UND athletic communications office is eager to assist the media with student-athlete and coach interview requests. In order to help in this endeavor, it is asked that all media requests be made in advance through the basketball communications director.

Players will return phone calls once requested through the media relations office. As per UND Athletics policy, phone numbers of student-athletes will not be disclosed to members of the media.

Any requests to attend a practice must be cleared by the basketball communications director. NO media interviews will be conducted with players on game day prior to games.

The coaching staff and student athletes will be available for post-game interviews and all interviews will take place in the J.J. Safranski Northwestern Mutual Team Room, adjacent to the main lobby of the Engelstad Sioux Center. The locker room, training room and weight room are closed to the media.

NEWS OUTLETS

Grand Forks Herald
P.O. Box 6008
Grand Forks, N.D. 58206
Phone: 701.780.1129
gfsports@gfherald.com

The Fargo Forum
P.O. Box 2020
Fargo, N.D. 58107
Phone: 701.241.5549
sports@forumcomm.com

Bismarck Tribune
P.O. Box 1498
Bismarck, N.D. 58501
Phone: 701.250.8246

Dakota Student
Box 8177
University of North Dakota
Grand Forks, N.D. 58202
Phone: 701.777.2678

Associated Press
P.O. Box 1018
Bismarck, N.D. 58501
Phone: 1.800.472.2186
ndsports@np.org

iHeart Radio
505 University Ave.
Grand Forks, N.D. 58201
Phone: 701.620.6715
daveandrews@iheartmedia.com

KNOX Radio (1310 AM)
P.O. Box 13638
Grand Forks, N.D. 58208-3638
Phone: 701.775.4611

KFGO-AM (790)
1020 25th St. South
Fargo, N.D. 58103
Phone: 701.237.5346

WDAY-TV (ABC)
301 8th Street South
Fargo, N.D. 58103
Phone: 701.237.6500
dizzo@wday.com

Valley News Live (NBC)
1350 21st Ave.
Fargo, N.D. 58103
Phone: 701.460.0980
devin.fry@valleynewslive.com

KVRR-TV (FOX)
P.O. Box 9115
Fargo, N.D. 58106
Phone: 701.277.1515





QUICK FACTS

GENERAL

School University of North Dakota
 Location Grand Forks, N.D. 58202
 Founded 1883
 Enrollment 13,876
 Nickname Fighting Hawks
 School Colors Kelly Green & White
 Home Arena Betty Engelstad Sioux Center
 Capacity 3,140
 National Affiliation NCAA Division I
 Conference The Summit League
 President Dr. Andrew Armacost
 Director of Athletics Bill Chaves
 Senior Woman Administrator Liz Jarnigan
 Faculty Athletics Representative Dr. Gary Schindler
 Athletic Dept. Phone 701.777.2234
 Ticket Office Phone 701.777.0855

HISTORY

First Year of Men's Basketball 1904-05
 All-time Record 1,643-1,167 (.585)
 All-time Home Record 990-322 (.754)
 All-time Away Record 517-752 (.407)
 All-time Neutral Record 138-92 (.600)
 No. of years in NCAA Division II National Tournament 14
 Last appearance 2003
 No. of years in NCAA Division I National Tournament 1
 Last appearance 2017
 No. of years in NCAA Division I Collegians.com Tournament 6
 Last appearance 2016

ATHLETIC COMMUNICATIONS

Communications Director Jacob Pumphrey
 Cell Phone 701-330-2447
 Email jacobpumphrey@und.edu

Assistant AD, Communications & Content Alec Stocker Johnson

Athletic Dept. Website www.FightingHawks.com
 X www.twitter.com/undmbasketball
 Facility Website www.theralph.com

Mailing Address Athletic Communications Office
 Hyslop Sports Center Room 120
 2751 2nd Ave. N. Stop 9013
 Grand Forks, ND 58202

COACHING STAFF

Head Coach **Paul Sather (6th season)**
 Alma Mater, Year Northern State (1996)
 Record at UND 63-95
 Career Record as Head Coach 343-245
 Men's Basketball Office Phone (701) 777-3478
 Best Time to Reach Sather Early Afternoon
 Assistant Coach **Jamie Stevens (6th season)**
 Alma Mater MSU-Billings (1999)
 Assistant Coach **Estevan Sandoval (2nd season)**
 Alma Mater New Mexico (2017)
 Assistant Coach **Randall Herbst (3rd season)**
 Alma Mater Winona State (1993)
 Director of Basketball Operations. **Bentiu Panoam (2nd season)**
 Alma Mater North Dakota (2021)
 Athletic Trainer **Travis Shock (8th season)**

TEAM INFORMATION

2023-24 Overall Record 18-14
 2023-24 Home Record 9-5
 2023-24 Away Record 7-8
 2023-24 Neutral Record 2-1
 2023-24 Conference Record 10-6
 Starters Returning/Lost 2/3
 Letterwinners Returning/Lost 10/6

STARTERS RETURNING (2)

Treysen Eaglestaff (Jr., G, 14.4 ppg, 2.3 rpg, 43.4 FG%), Amar Kuljuhovic (Sr., F/C, 8.7 ppg, 8.6 rpg, 61.0 FG%)

STARTERS LOST (3)

Tyree Ihenacho (Sr., G, 14.5 ppg, 5.0 rpg, 40.1 FG%), B.J. Omot (So., F, 16.7 ppg, 4.2 rpg, 41.6 FG%), Tsothe Tsartsidze (5th, F, 9.3 ppg, 5.1 rpg, 44.4 FG%)

OTHER RETURNERS (8)

Matthew Bothun (Redshirted), Anthony Doppler (Redshirted), Ryan Erikson (Redshirted), Eli King (Jr., G, 7.1 ppg, 4.2 rpg, 42.0 FG%), Zach Kraft (Redshirted), Mambourou Mara (So., F, 2.2 ppg, 0.9 rpg, 37.9 FG%), Brian Mathews (Sr., F, 2.3 ppg, 1.5 rpg, 66.7 FG%), Deng Mayar (Sr., F, 4.5 ppg, 3.8 rpg, 45.1 FG%)

OTHER LOSSES (3)

Elijah Brooks (So., G, 3.2 ppg, 1.9 rpg, 66.7 FG%), Brady Danielson (5th, G, 3.7 ppg, 2.3 rpg, 40.4 FG%) Daniel Hong (So., G, .5 ppg, .5 rpg, 20.0 FG%)

NEWCOMERS (5)

George Natsvishvili (So., F, Tbilisi, Georgia, N35 Public School)
 Mier Panoam (So., G, Anchorage, Alaska, Tulane)
 Reggie Thomas (Jr., G, Omaha, Neb., Hastings (Neb.))
 Greyson Uelman (Fr., G, Excelsior, Minn., Minnetonka HS)
 Dariyus Woodson (Jr., F, Baytown, Texas, Tyler JC)



TRACKING THE HAWKS

Offensive Fouls Drawn

Eli King (3)
Deng Mayar (1)
Mier Panoam (1)
Reggie Thomas (1)

First Sub

Reggie Thomas (3)
Mambourou Mara (1)
Brian Mathews (2)

Shot-Clock Violations

Forced by North Dakota -
Forced by Opponent -

Traditional 3-Point Plays

Mier Panoam (1)

CLUTCH FREE THROWS

Free-throw totals during a single-digit game with 5:00 to play or OT:

Table with 2 columns: Player, FTs (Pct.)
Rows: Treysen Eaglestaff (6-6, 1.000), Amar Kuljuhovic (2-4, .500), Mier Panoam (3-5, .600), Dariyus Woodson (2-2, 1.000)

North Dakota 13-for-17 (.765)

FIGHTING HAWKS' FIRST POINTS

Table with 5 columns: Player, Dunk/Layup, Jumper, 3PT, FT
Rows: Panoam (1), Eaglestaff (1), Kuljuhovic (1)

FAST FACTS

Table with 2 columns: Statistic, Value
Rows: Shooting Percentage (42%), Assists Per Game (10.0), Assist/Turnover Ratio (0.7), Points Off Turnovers (37 (13.0)), Turnover Margin (-2.0), Rebound Margin (+4.3), 3-PT Per Game (5.7), 3-PT % Defense (19.0%), FT Per Game (18.3), Steals Per Game (6.3), Blocks Per Game (2.7), Fouls Per Game (16.3)

ON TAP

North Dakota heads to South Bend, Indiana, for Tuesday night match up with the Fighting Irish of the University of Notre Dame. Fans can follow the action live with UND men's basketball radio play-by-play voice Paul Ralston on KSNR 100.3 FM The Cat or on the iHeart Radio app, while the action will be streamed on ESPN+ and ACCNX. Live stats will be provided at www.FightingHawks.com.

SERIES HISTORY VS. FIGHTING IRISH

The two abbreviation-sharing foes meet for just the second time all-time with the first meeting coming on February 4, 1941 in South Bend. The Irish took down Clem Letich's North Dakota squad 46-38 inside the historic Notre Dame Fieldhouse.

LAST TIME OUT

North Dakota outlasted Utah Valley 77-71 in the home opener behind 31 points from Treysen Eaglestaff on a career-best ten made shots and eight makes from the charity stripe. The contest featured 23 lead changes and seven tied scores.

Trailing 57-56 with 5:50 remaining in the game, junior guard Eli King stuffed a baseline shot attempt to keep the deficit at one and 15 seconds later Eaglestaff nailed a step-back three from the right wing to push the Hawks out front 59-57. The following trip down the floor, sophomore guard Mier Panoam remained instep with a driving Trevan Leonhardt and denied a shot off the glass with 5:11 to play.

While Eaglestaff's first three-point make of the afternoon, a rhythm three around the 15:20 mark of the second half, cut the Hawks' deficit to one at 43-42 and his second gave the host a lead with under six to play, it was his third hit from deep, with less than 3:30 to play, that put the Hawks up seven at 64-57.

The lead grew to nine on UND's next possession as Panoam helped a trapped Eaglestaff along the right wing before driving by a defender and finishing through contact with a successful free throw attempt moments later. UND hit 13 of their final 17 free throw attempts all with under 5:00 to play to hold off the Wolverines.

TIP TOP TREY

Eaglestaff's efforts in two games last week (24.0 ppg, 51.9% FG, 16-of-17 FT, 7 asst., 5 rebs., 1 stl.) earned him the fourth Summit League Peak Performer of the Week award of his career. His 31 points in the win against Utah Valley are the most for the Bismarck native inside the Betty Engelstad Sioux Center and are the most by a Hawk at home since Marlon Stewart went for 35 against North Dakota State (2/22/2020). His 31 points are the most in a game by a Summit League player this season.

Through three games, Eaglestaff ranks second in scoring average among Summit League players at 20.0 points per game which stands as a top 60 scoring mark nationally. His 60 total points are the seventh most in the league. His 52.8% field goal success rate is the fourth-highest in the Summit League.

TOP 100 HAWKS

North Dakota ranks inside the top 100 statistically in four categories highlighted by the squad's perimeter defense in the early going of the campaign. UND is third nationally behind LSU (16.4%) and Pacific (18.0%) in field goal percentage defense. The Hawks have held each of their first three opponents to under a 23.5% success rate.

UND's ability to get to the charity stripe in the season's early going has resulted in the Hawks ranking second in the Summit League in free throw makes per game with 18.3; a mark that ranks 56th nationally. That effort is powered by a free throw attempts per game rate of 24.7 which ranks third in the Summit League and 73rd in Division I.

Individually, Amar Kuljuhovic's two dozen attempts are the third-most by a Summit League player this season. His 15 makes are the eighth most. Eaglestaff's 94.1% mark from the free throw line ranks second in the Summit by .3 percent. He leads the team in free throw makes with 16 which ranks fifth in the SL.

The Hawks' rank second in the league in defensive rebounds grabbing 28.33 per game. That mark ranks just inside the top 100 nationally at 99th.

STREAKING FROM RANGE

The Hawks have connected on made 17 of its 57 attempts from three-point range 120 minutes into the 2024-25 season. UND's streak of three or more made three-point attempts in a game stands at 113. Under Sather, the Hawks have made three or more three-point attempts in 155 of the 158 games that he has led UND in. Overall, North Dakota has made a three-point shot in 192 consecutive games.

POSTER CHILD

Sophomore forward Mambourou Mara's baseline slam against Dickinson State garnered national attention as the play ranked #2 on Tuesday night, November 12's SportsCenter Top 10. Mara took flight after receiving a helper from Reggie Thomas along the baseline and finished with a rim rocker.

HAWK DEBUTS

Three more Fighting Hawks hit the floor for the first time in the Kelly green and white during the Capital



NOTES

City Classic in Bismarck. Redshirt freshman and Bismarck native Anthony Doppler played a dozen-plus minutes and finished with two rebounds and a steal in his collegiate debut. Classmate Matthew Bothun played over 6:30 minutes scoring his first career basket, while freshman George Natsvishvili saw 16 minutes of court time to finish with two points, two rebounds, two assists and a block.

Sophomore Mier Panoam and juniors Reggie Thomas and Dariyus Woodson competed for the first time in kelly green and white in the season opener at Colorado State. Panoam scored ten points in 24 minutes and added five rebounds, two assists, two steals and a block. Woodson operated in a team-high 29 minutes scoring seven points with five rebounds. Thomas played two dozen minutes adding two rebounds, an assist and one block to six points.

Redshirt freshmen Zach Kraft and Ryan Erikson made their Fighting Hawks debuts against Colorado State. The North Dakota natives, Kraft calls Grand Forks home and Erikson hails from Bismarck, both took the floor against the Rams logging the first minutes of their collegiate careers. Kraft checked in with 5:42 remaining in the game, while Erikson entered at the 1:46 mark.

BALLIN' BACK HOME

In addition to Eaglestaff's effort against Dickinson State inside an arena that has seen him take the floor an estimated 17 times throughout his prep career, another Bismarck native felt right at home back home in UND's win in the Capital City Classic. Second-year Hawk Ryan Erikson made the most of a dozen minutes of work connecting on 4-of-9 shooting for eight points, of which included his first career points, to go along with four rebounds, an assist and one steal.

SCOUTING THE FIGHTING IRISH

Notre Dame is unbeaten at 3-0 on the season under second-year head coach and Indiana native Micah Shrewsberry. The Fighting Irish have reached the 80-point mark in each of their first three games defeating Stonehill by 29 points in the season opener, beating Buffalo by nine and dispatching Georgetown in D.C. by 21 points.

Shrewsberry is 68-99 overall in six seasons which includes 37 wins in two seasons at Penn State. Under his leadership, ND won 13 games last season. The Irish were tabbed to a tenth-place finish in the 18-team ACC Preseason Media Poll.

Notre Dame's Markus Burton was tabbed as a preseason All-ACC first team selection and rightfully so. In three games, Burton is averaging a team-leading 17.7 points per game, delivering a team-best 6.0 assists per game, averaging 1.67 steals per game and making 87.5% of his free throw attempts.

Burton is not the lone scoring act for the Irish as Tae Davis averages 16.3 points per game, while Braeden Shrewsberry follows with 15.3 ppg. The Irish boast two players ranked inside the ACC's top 30 in rebounding. Kebba Njie and Davis are averaging a combined 13.0 boards per game.

ND is connecting on 53.4% of its shots which is the 13th highest shooting clip in the country. Defensively, the Irish are defending at a top 30 mark of 35.2%. Notre Dame ranks sixth in DI in defensive rebounds per game at 34.33, while the Irish's +13.0 rebound margin ranks 16th. Overall, ND's total rebounds per game mark of 44.33 ranks 27th.

FOLLOW THE FLOCK

Engage with live updates during all UND men's basketball games by following @UNDmbasketball on X. Fans can also follow the Fighting Hawks on Facebook and Instagram. Up-

UND'S 2024-25 RECORD WHEN...

UND RECORD	ALL	S L	UND RECORD	ALL	S L
Leading at halftime:	1-0	0-0	Overtime games:	0-0	0-0
Tied at the half:	0-0	0-0	On MidcoSN/(2):	2-0	0-0
Trailing at halftime:	1-1	0-0	On ESPN/(2,U,News,3,+):	0-0	0-0
Shoot > 50%:	0-0	0-0	On MWN:	0-1	0-0
Shoot < 50%:	2-1	0-0	On FloHoops:	0-0	0-0
Shoot higher % than opp.:	1-0	0-0	at Home:	1-1	0-0
Shoot lower % than opp.:	1-1	0-0	On Road:	0-0	0-0
Shoot same % as opp.:	0-0	0-0	Neutral Site	1-0	0-0
Opp. shoot worse than 50%:	2-0	0-0	Games vs. AP ranked opp.:	0-0	0-0
Opp. shoot 50% or higher:	0-1	0-0	Games vs. unranked opp.:	2-1	0-0
Score less than 60 points:	0-1	0-0	Games following a loss:	1-0	0-0
Score 60-69 points:	0-0	0-0	Games following a win:	1-0	0-0
Score 70-79 points:	1-0	0-0	More bench points than opp.:	2-0	0-0
Score 80-89 points:	1-0	0-0	Fewer or same bench pts.:	0-1	0-0
Score 90-99 points:	0-0	0-0	More points in paint than opp.:	2-0	0-0
Score 100+ points:	0-0	0-0	Fewer or same points in paint.:	0-1	0-0
Opp. score less than 60 pts.:	1-0	0-0	More assists than opp.:	2-0	0-0
Opp. score 60-69 pts.:	0-0	0-0	Fewer or same assists:	0-1	0-0
Opp. score 70-79 pts.:	1-0	0-0	On Monday:	0-1	0-0
Opp. score 80-89 points:	0-1	0-0	On Tuesday:	1-0	0-0
Opp. score 90-99 points:	0-0	0-0	On Wednesday	0-0	0-0
Opp. score 100+ points:	0-0	0-0	On Thursday:	1-0	0-0
Outrebounded opponent:	2-0	0-0	On Friday:	0-0	0-0
Outrebounded by opponent:	0-1	0-0	On Saturday:	0-0	0-0
Equal number of rebounds:	0-0	0-0	On Sunday:	0-0	0-0
Fewer turnovers than opp.:	2-0	0-0	In November	2-1	0-0
Same turnovers as opp.:	0-0	0-0	In December	0-0	0-0
More turnovers than opp.:	0-1	0-0	In January	0-0	0-0
Make 8 or more 3-pointers:	0-0	0-0	In February	0-0	0-0
Make 7 or fewer 3-pointers:	2-1	0-0	In March	0-0	0-0
Games decided by 5 or fewer:	0-0	0-0	In April	0-0	0-0

MISCELLANEOUS UND RECORDS

Most Wins (season):	29	1990-91	30-Point Games, Season:	12
Win Streak:	28	1/03/35 to 2/28/36		Phil Jackson (1966-67)
Home Win Streak:	48	2/22/74 to 3/11/77	40-Point Games, Season:	2
Road Win Streak:	18	2/04/35 to 12/05/36		Travis Tuttle (1995-96)
Most Losses (season):	25	2021-22		Phil Jackson (1965-66)
Losing Streak:	12	12/18/2021 to 2/3/2022	50-Point Games, Season:	2
Fewest Wins:	3	1959-60		Phil Jackson (1966-67)
Scoring Avg., Career:	24.2	Jerome Beasley (2001-03)	30-Point Games, Career:	18
				Phil Jackson (1964-67)
Rebounding Avg., Career:	12.9	Phil Jackson (1965-67)	40-Point Games, Career:	3
				Travis Tuttle (1993-97)
Scoring Avg., Season:	27.4	Phil Jackson (1966-67)		Phil Jackson (1964-67)
Rebounding Avg., Season:	14.6	Don Augustin (1954-55)	50-Point Games, Career:	2
				Phil Jackson (1964-67)
Points by FR, Season:	460	Paul Bruns (2021-22)	Consecutive 10-Point Games:	26
				Marlon Stewart (2019-20)
Points by SO, Season:	581	Travis Tuttle (1993-94)	Consecutive 20-Point Games:	11
				Jerome Beasley (2002-03)
Points by JR, Season:	788	Dave Vonesh (1989-90)	Consecutive FG Made, Season:	16
				Phil Jackson (1966-67)
Points by SR, Season:	772	Jerome Beasley (2002-03)	Consecutive FT Made, Season:	45
				Mike Boschee (1988-89)
			Consecutive Starts, Career:	116
				Scott Guldseth (1990-93)

to-the-minute news, stats and more is always available at www.FightingHawks.com.

PREVIOUS NOTES UPDATE

The victory over Utah Valley improved UND's all-time record against UVU to 4-5. UND's win over UVU gives the Hawks a 13-4 record in home openers since the program's first DI season in 2008-09. The Hawks won for the 35th time at home under the leadership of sixth-year head coach Paul Sather.

North Dakota's win over Dickinson State improves the Hawks to 8-0 in the series and the program's record in Bismarck to 2-2 since the start of the 2000-01 season. The DSU win was the ninth neutral site win for the Hawks in Sather's tenure as that record since the 2019-20 season moved above .500 at 9-8. Sather improves to 8-5 all-time against Dickinson State.

North Dakota moved to 85-35 all-time in the first game of the season since tipping off for the first time in 1904. UND moved to 2-4 in season openers under Sather. UND is 0-2 all-time against Colorado State and 0-5 against teams from the increasingly tough Mountain West Conference.

ONE LAST LOOK BACK

UND enters the 2024-25 season on the heels of an 18-win campaign a year ago that included a 10-6 record in league play to finish tied for second in the regular season standings. UND lost to Omaha in the final seconds in the quarterfinal round of the Summit League Tournament. The 18 wins, a Summit League best for UND, were the most



NOTES

in a single season for the program under Sather, the third time the Hawks reached a dozen or more in a season in his tenure and were the most by the Hawks since 2016-17.

Last season, the Hawks led the Summit League in steals per game (6.3) and ranked second in multiple categories including assist/turnover ratio (1.15), offensive rebounds per game (11.44), rebounds per game (36.59), scoring margin (+3.4) and three-point percentage defense (33.6). UND ranked third in the Summit League with a top 50 mark nationally in three-point attempts per game with 25.3. Additionally, the Hawks were disciplined ranking third in fouls per game at 15.2 which ranked 46th nationally among 351 teams and took care of the basketball with a turnovers per game clip of 10.1 which rated fourth in the Summit and 43rd in DI.

SATHER'S SIXTH

Head coach Paul Sather enters year six leading the Hawks. He has won 61 games over his first five seasons in Grand Forks. He is one of eight coaches in program history to reach the 60-win mark. It was his 13th season of 15 or more wins in his coaching career which began year No. 20 against Colorado State. In 20 seasons, with stops at Black Hills State, Northern State and UND, Sather has totaled 345 wins and has won more than 58% of his contests.

CAMPAIGN BREAKDOWN

The Hawks' slate looks to be highly-competitive. UND opened the 2024-25 season against Colorado State (L, 56-82), an NCAA Tournament participant in two of the past three years. North Dakota will play a home-and-home in the same season twice this winter with contests scheduled against Utah Valley (Nov. 14-H; Dec. 11-A) and UTSA (Dec. 13-A; Dec. 15-H). The first UVU meeting will be the lone home game for UND in the first eight games of the season.

The Hawks returned to Bismarck for the first time in nearly twenty seasons as they beat Dickinson State 85-54 on November 12 in the inaugural Capital City Classic.

UND and Notre Dame square off in South Bend on November 19 in just the second meeting ever between the programs. That trip begins a busy week for the Hawks who will play the first stage of the Cancun Challenge at LMU in Los Angeles on November 22. UND then matches up with Bethune-Cookman on November 26 in Riviera Maya, Mexico and will play a second contest south of the border the following day.

The Big Sky-Summit Challenge returns for a second season with UND

traveling to Cheney, Washington to face Eastern Washington (Dec. 4) before hosting Weber State (Dec. 7).

The most notable contest on the schedule is the December 18 match up with preseason #2 and 2024 Final Four participant Alabama inside the Betty Engelstad Sioux Center. The game is sold out and the action will be televised on CBS Sports Network.

North Dakota closes out first-semester action with games against South Dakota Mines (Dec. 20) and Waldorf (Dec. 29), before returning to the New Year to face a 16-game Summit League slate.

SUMMIT STACK UP

In early October, North Dakota was tabbed to a sixth-place finish in the Summit League preseason poll. The Hawks were one of six teams to receive a first-place vote and totaled 283 points in a wide open Summit League rankings. North Dakota was just 22 points back of projected No. 5 Oral Roberts which received two first-place nods. St. Thomas edged the Golden Eagles for fourth, while Kansas City (17), South Dakota State (12) and North Dakota State (3) went 1-2-3.

The squad's sixth-place appointment, the second highest for UND under Sather, in the preseason rankings is one spot back of last season's fifth-place selection and matches the Hawks' placement prior to the start of the 2020-21 season.

PRESEASON HONOR ROLL

Junior guard Treysen Eaglestaff and senior forward Amar Kuljuhovic each received preseason recognition by the Summit League as the powerful duo were both named preseason All-Summit League first-team honorees. UND was one of only two teams with multiple players recognized and the only program with two first-team honorees.

YEAR (OF) TREY

Eaglestaff played and started all 32 games for the Hawks as a sophomore, was named a TicketSmarter Men's Basketball Peak Performer of the Week three times and is the Summit League's top returning three-point shooter after ranking second in three-point percentage (38.3%) and in three-pointers per game (2.50) last season. His season percentage finished inside the top 60 nationally.

For his career at UND which moves into its third year on Monday, Eaglestaff has scored 737 points on 42.1% shooting with a clip of 37.9% from three-point range. He enters the 2024-25 season 13 made three-pointers away from becoming the eighth player in program history with

NIGHTLY LEADERS

Date	Opponent	Result	Points	Rebounds	Blocks	Steals	Assists
Oct. 30	Concordia-Moorhead (Exh.)	W, 89-56	Eaglestaff (26)	Kuljuhovic (7)	Mathews (2)	Thomas (2)	Panoam (3)
Nov. 4	@Colorado State	L, 56-82	Eaglestaff (12)	Panoam/Woodson (5)	Three Players (1)	Panoam (2)	Panoam (2)
Nov. 12	vs. Dickinson State	W, 85-54	Eaglestaff (17)	Three Players (7)	Three Players (1)	Thomas (2)	Eaglestaff/Thomas (4)
Nov. 14	Utah Valley	W, 77-71	Eaglestaff (31)	King (8)	King/Panoam (1)	King (3)	Kuljuhovic (4)

All home games in **BOLD CAPS**; *Summit League game

Times Led
Eaglestaff (3)

Times Led
Panoam (2)
Woodson (2)
Kuljuhovic (1)
King (1)

Times Led
Kuljuhovic (1)
Panoam (2)
Thomas (1)
Mayar (1)
Natsvishvili (1)
King (2)

Times Led
Panoam (1)
Thomas (1)
King (1)

Times Led
Panoam (1)
Eaglestaff (1)
Thomas (1)
Kuljuhovic (1)



NOTES

STARTING LINEUPS

G	G	G	F	F	Games	W-L
Panoam	King	Eaglestaff	Woodson	Kuljuhovic	1	0-1
Panoam	King	Eaglestaff	Mayar	Kuljuhovic	2	2-0

150 made trifectas in a career.

COOL-YOU-HO-VITCH

Kuljuhovic was named to the Summit League All-Newcomer Team in his first season for the Hawks. He enters the 2024-25 season as the league's top returning rebounder after leading the league in defensive rebounds per game (5.94), while ranking second in the league in total rebounds (267), offensive rebounds per game (2.68) and rebounding average (8.6); a per game board-grabbing mark that ranked 55th in Division I.

He recorded the second-most double doubles of any player in the Summit League last season with eight. He ranked inside the top 91 in all four rebounding categories in year one at UND. Kuljuhovic is 222 rebounds shy of reaching 1,000 for his collegiate career after grabbing 511 in two seasons at Lake Land College.

REPORTS OF THEFT

A 2023-24 Summit League All-Defensive Team honoree, junior Eli King returns this winter after ranking second in the Summit League in total steals (50) and steals per game (1.56) a season ago. He is the Summit League's top returner in steals and steals per game and was the catalyst in the Hawks leading the league in steals per game (6.3). He finished the 2023-24 season with a dozen games of two or more steals including five games with four and one with six.

MAYAR, MATHEWS & MARA.. OH MY!

Certainly not to be lost in the returning all-league performers and the newcomers destined for an immediate impact is the trio of Deng Mayar, Brian Mathews and Mambourou Mara. Mayar and Mathews are in their final season at UND, while Mara enters into his sophomore year. All three prepare for expanded roles for the Hawks in 2024-25.

In a limited body of work last season, Mayar played in 13 games with five starts averaging 13.6 minutes per game. He shot 45.1% from the floor in 51 attempts scoring 70 points and averaging 3.8 rebounds to go along with ten steals, seven blocks and a pair of assists. In UND's exhibition win, the Salt Lake City native logged 18 minutes scoring ten points with two boards and a steal.

Mathews has played in 74 games in his Fighting Hawks career. The Chicago native has shot nearly 54% for his career scoring 217 points to couple with 214 rebounds. Five times he has scored in double figures and has registered one career double double. In the exhibition, Mathews played 16 minutes, scored a bucket and chipped in with five rebounds, two blocks and a steal.

In his first season with the Hawks, Mara saw action in 14 games totaling nearly 84 minutes. He made 11 total shots including six from three-point range and added 13 rebounds, eight assists, five steals and three blocks. Against Concordia-Moorhead, Mara logged 26 minutes with four points, five rebounds and an assist.

REDSHIRTED & READY

Four newcomers for the 2023-24 season took their rookie redshirt and following a year of development are ready to provide much needed depth for the Hawks this winter.

In UND's exhibition win, Sather unleashed his young Hawks late in the contest as a freshman five, four redshirts and a year one rookie, teamed up over the game's final three-plus minutes of play. Redshirt freshmen Anthony Doppler, Ryan Erikson, Matthew Bothun and Zach Kraft and true freshman Greyson Uelmen set the tempo in the late-game action against the Cobbers.

Uelmen delivered a helper to Bothun who hit a three to get things started in that final sequence. Erikson snagged a contested board and netted the second-chance bucket and then Uelmen spun inside and laid an attempt off glass for an impressive basket. The

Starter	Games Started	W/L
Eaglestaff	3	2-1
King	3	2-1
Kuljuhovic	3	2-1
Panoam	3	2-1
Woodson	1	0-1
Mayar	2	2-0

STREAKS

Active Consecutive Made Starts	
Treysen Eaglestaff	35
Amar Kuljuhovic	18
Eli King	3
Mier Panoam	3
Deng Mayar	2

W-L MARGIN

Margin	Games Won	Games Lost
1		
2		
3		
4		
5		
6	1	
7		
8		
9		
10		
11		
12		
13		
14		
15		
16		
17		
18		
19		
20		
21		
22		
23		
24		
25+		1
30+	1	
35+		

TEAM LEADERS (CAREER)

NO.	NAME	GAME LEADERS					GAMES WITH							
		PTS.	REBS.	BLKS.	ASSTS.	STLS.	10+ PTS	20+ PTS	10+REBS	3+ASSTS	3+BLKS	3+STLS	3+3S	DOUBLE-DOUBLE
2	Eli King	18	10	5	5	7	9	-	-	14	1	7	1	-
3	Mier Panoam	2	2	1	1	1	2							
4	Dariyus Woodson	2					1					1		
5	Deng Mayar			1										
9	Amar Kuljuhovic	19	16	3	4	3	18	-	12	4	-	2	-	8
11	Reggie Thomas			1	1	1			1					
13	George Natsvishvili			1										
15	Ryan Erikson													
21	Mambourou Mara	12	5	1	3	1	1	-	-	1	-	-	-	-
22	Matthew Bothun													
30	Greyson Uelmen													
33	Anthony Doppler													
34	Brian Mathews	17	12	2	2	2	5	-	1	-	-	-	-	1
52	Treysen Eaglestaff	36	7	2	9	3	39	8	-	13	-	3	29	-



NOTES

stamp on the win came with forty seconds to play as Bothun nailed a corner three.

All five of the collegiate youngsters call the Northland home as Doppler and Erikson call Bismarck home, while Kraft is homegrown from Grand Forks and Bothun and Uelmen are from neighboring Minnesota.

NEW KIDS ON THE BLOCK

In addition to Uelmen, true freshman George Natsvishvili joined the fold after from his native Republic of Georgia where his international experience includes action at the 2023 FIBA U-20 European B Championships.

Three other new faces, all with a bevy of collegiate experience, can be found on UND's 2024-25 roster and all three will impact for the Hawks this winter.

Sophomore guard Mier Panoam, brother of UND MBB Director of Operations and former Hawk Bentiu Panoam, joins from Tulane. Fellow guard Reggie Thomas, a DIII All-American at Hastings College and native of Omaha, enters into his junior season, while junior forward Dariyus Woodson comes to North Dakota from the Lone Star State where the Baytown, Texas native played two seasons at Tyler JC.

All three were showcased in UND's exhibition win over Concordia-Moorhead. Woodson started and played 26 minutes scoring five points with three rebounds and two assists. Panoam also received a starting role and in two dozen minutes delivered 16 points on 6-of-9 shooting with four rebounds, three assists, one block and a steal. Thomas played 17 minutes with four points, two assists and two steals.

DIVISION I OVERTIME HISTORY

QUADRUPLE OVERTIME (0-1)

1/20/2011 Utah Valley L 107-96

DOUBLE OVERTIME (3-0)

1/28/2010 at UTPA W 78-74
 3/12/2011 vs. South Dakota W 77-76
 12/5/2015 at Bradley W 65-59

OVERTIME (15-12)

1/2/2009 Minot State W 97-93
 1/13/2009 Mary W 84-78
 11/23/2011 Montana W 88-81
 3/3/2011 at Houston Baptist W 74-70
 2/16/2013 Northern Arizona L 74-72
 1/17/2015 Northern Colorado L 88-78
 2/5/2015 at Southern Utah W 89-85
 3/11/2016 vs. Weber State L 83-78
 3/16/2016 UC Irvine L 89-86
 12/31/2016 at Sacramento State W 90-82
 2/4/2017 Northern Colorado W 87-77
 2/25/2017 at Northern Colorado W 84-81
 3/11/2017 vs. Weber State W 93-89
 11/25/2017 Utah Valley L 83-75
 12/16/2017 at (12/13) Gonzaga L 89-83
 1/20/2018 at Northern Colorado L 94-91
 2/17/2018 Northern Arizona W 86-81
 3/3/2018 at Portland State L 97-90
 2/15/2020 at Western Illinois W 86-83
 2/26/2020 at Omaha L 84-83
 1/16/2021 North Dakota State W 82-78
 2/5/2021 at Denver W 85-82
 2/6/2021 at Denver L 85-81
 2/3/2022 Denver L 81-79
 12/10/2022 Seattle L 78-80
 2/11/2023 Omaha W 76-73
 11/25/2023 vs. New Orleans W 71-69

2024-25 LEAD-DEFICIT COMPARISON

Opponent	Biggest Lead	Biggest Deficit	Biggest UND Run	Changes	Ties	Led	Trailed	Result
vs. Concordia-M (Exh.)	33	2	10-0	1	1	38:07	0:16	W, 89-56
@ Colorado State	0	34	7-0	0	2	0:00	38:45	L, 56-82
vs. Dickinson State	34	3	13-0	1	2	36:26	1:20	W, 85-54
Utah Valley	10	4	11-0	23	7	26:29	11:55	
BIGGEST/MOST	0	34	7-0	0	2	36:26	38:45	
TOTALS						62:55	52:00	

UND INDIVIDUAL HIGHS AT THE BETTY

Points: 38, Quinton Hooker vs. Portland State (02/25/16)
FG Made: 15, Quinton Hooker vs. Portland State (02/25/16)
FG Attempts: 25, Marlon Stewart vs. North Dakota State (2/22/20)
FG Pct.: 1.000 (10-10), Josh Doyle vs. Upper Iowa (02/04/06)
3 PT FG Made: 10, Patrick Mitchell vs. NJIT (02/23/10)
3 PT FG Attempts: 16, Aanen Moody vs. Purdue Fort Wayne (12/29/18)
3 PT FG Pct.: 1.000 (9-9), Josh Doyle vs. Upper Iowa (02/04/06)
FT Made: 15, Troy Huff vs. Northern Colorado (03/04/14)
FT Attempts: 17, Troy Huff vs. Northern Colorado (03/03/14); Troy Huff vs. North Dakota State (11/24/13)
FT Pct.: 1.000 (14-14), Quinton Hooker vs. Weber State (03/11/16)
Rebounds: 21, Drick Bernstine vs. Idaho State (03/10/16)
Assists: 11, Marlon Stewart vs. Northland (12/17/19)
Steals: 6, Quinton Hooker vs. Portland State (03/04/17); vs. Northern Colorado (02/04/17)
Blocked Shots: 7, Todd Rypkema vs. Augustana (SD) (01/29/05); Ben Lehnertz vs. Augustana (02/02/08)
Turnovers: 9, Mike Johnson vs. Bemidji State (12/10/04)

UND TEAM HIGHS AT THE BETTY

Points: 115 vs. North Central (11/26/19)
FG Made: 45 vs. Northland (12/17/19)
FG Attempts: 87 vs. Utah Valley (11/25/17)
FG Pct.: 68.5 (37-54) vs. Dickinson State (12/08/06)
3 Pt. FG Made: 18 vs. Kansas City (1/19/2023)
3 Pt. FG Attempts: 42 vs. Kansas City (1/19/2023)
3 Pt. Pct.: 63.2 vs. Texas-Pan American (01/27/11)
FT Made: 37 vs. Montana (11/23/11)
FT Attempts: 56 vs. Montana (11/23/11)
FT Pct.: 1.000 (21-21) vs. Portland State (01/19/13); 1.000 (10-10) vs. Idaho State (01/21/17); 1.000 (13-13) vs. South Dakota (01/23/19)
Rebounds: 53 vs. Utah Valley (01/20/11; 40T)
Assists: 33 vs. Northland (12/17/19)
Steals: 16 vs. Upper Iowa (01/27/09); Presentation College (12/13/12)
Blocked Shots: 11 vs. Utah Valley (01/20/11; 40T); Presentation College (12/13/12)
Turnovers: 22 vs. Valley City State (12/10/08); Montana (11/23/11); Portland State (03/04/17)
Fouls: 32 vs. Utah Valley (01/20/11; 40T)





NATIONAL RANKINGS



USA TODAY

AP Associated Press

COACHES POLL | WEEK 2 (NOV. 18)

RANK	TEAM	RECORD	PTS	1ST	PREV	CHG	HI/LO
1	KANSAS	4-0	665	21	1	-	1/1
2	UCONN	3-0	632	3	3	+1	2/3
3	AUBURN	3-0	608	2	4	+1	3/11
4	GONZAGA	3-0	599	1	5	+1	4/7
5	IOWA STATE	2-0	516	0	7	+2	5/7
6	PURDUE	4-0	513	0	12	+6	6/13
7	HOUSTON	2-1	470	0	10	+3	4/10
7	ALABAMA	3-1	470	0	2	-5	2/7
9	TENNESSEE	4-0	462	0	9	-	9/12
10	DUKE	3-1	421	0	6	-4	5/10
11	KENTUCKY	3-0	381	0	18	+7	11/23
12	NORTH CAROLINA	2-1	377	0	11	-1	10/12
13	CREIGHTON	4-0	348	0	13	-	13/14
14	MARQUETTE	4-0	319	0	15	+1	14/17
15	BAYLOR	3-1	313	0	14	-1	8/15
16	CINCINNATI	3-0	229	0	17	+1	16/20
17	ARIZONA	2-1	228	0	8	-9	8/17
18	INDIANA	3-0	208	0	16	-2	16/18
19	FLORIDA	4-0	168	0	19	-	19/21
20	ILLINOIS	3-0	133	0	20	-	20/24
21	ST. JOHN'S	4-0	119	0	25	+4	21/NR
22	TEXAS TECH	3-0	95	0	NR	+4	22/NR
23	TEXAS A&M	3-1	94	0	23	-	15/23
24	ARKANSAS	2-1	82	0	21	-3	16/24
25	WISCONSIN	4-0	75	0	NR	-	25/NR

WEEK 2 (NOV. 18)

RANK	TEAM	W/L	PTS	PREV
1	KANSAS (49)	4-0	1509	1
2	UCONN (7)	3-0	1416	3
3	GONZAGA (2)	3-0	1397	4
4	AUBURN (3)	3-0	1370	5
5	IOWA STATE	2-0	1184	7
6	PURDUE	4-0	1172	13
7	HOUSTON	2-1	1091	8
8	ALABAMA	3-1	1084	2
9	KENTUCKY	3-0	1009	19
10	NORTH CAROLINA	2-1	969	10
11	TENNESSEE	4-0	942	11
12	DUKE	3-1	914	6
13	BAYLOR	3-1	765	12
14	CREIGHTON	4-0	722	14
15	MARQUETTE	4-0	630	15
16	INDIANA	3-0	573	16
17	ARIZONA	2-1	437	9
18	CINCINNATI	3-0	412	17
19	WISCONSIN	4-0	370	NR
20	ARKANSAS	2-1	313	18
21	FLORIDA	4-0	302	20
22	ST. JOHN'S	4-0	270	22
23	TEXAS A&M	3-1	233	23
24	RUTGERS	3-0	143	24
25	ILLINOIS	3-0	116	NR

SCHOOLS DROPPED OUT

NO. 22 OHIO STATE; NO. 24 RUTGERS;

OTHERS RECEIVING VOTES

RUTGERS 56; XAVIER 43; OLE MISS 39; BYU 28; SAINT MARY'S 18; PITTSBURGH 18; TEXAS 14; MICHIGAN STATE 9; MISSISSIPPI STATE 5; OREGON 4; NEVADA 4; OHIO STATE 3; DAYTON 3; WAKE FOREST 2; VCU 2; UCF 2;

2024-25 UND OPPONENT

OTHERS RECEIVING VOTES

TEXAS TECH 109, MISSISSIPPI 103, XAVIER 89, BYU 27, UCF 21, TEXAS 17, VCU 17, MICHIGAN ST. 16, MISSISSIPPI ST. 15, OHIO ST. 13, MIAMI 10, PITTSBURGH 9, OREGON 7, MEMPHIS 6, PENN ST. 4, PROVIDENCE 4, UTAH ST. 3, KANSAS ST 3, CLEMSON 2, FURMAN 2, ARIZONA ST 2, MICHIGAN 1, HOFSTRA 1, MARYLAND 1.

2024-25 UND OPPONENT

STATISTICS STACK-UP

RANKINGS AS OF NCAA RELEASE ON NOV. 17

Statistic (# Ranked)	National	Summit	Value	National Leader	Value	Summit Leader	Value
Assist/Turnover Ratio (355)	336	8	0.68	Utah St.	3.20	North Dakota St.	1.86
Assists Per Game (355)	330	8	10.0	Utah St.	26.7	North Dakota St.	16.3
Bench Points per game (355)	185	7	24.00	CSU Bakersfield	56.33	South Dakota	41.00
Blocks Per Game (355)	260	3	2.7	UConn	10.7	South Dakota	5.0
Effective FG pct (355)	301	8	0.468	Texas Tech	0.663	North Dakota St.	0.591
Fastbreak Points (355)	268	6	8.33	Mercer	28.50	South Dakota	15.40
Field Goal Percentage (355)	281	7	42.0	Tennessee	58.1	North Dakota St.	48.9
Field Goal Percentage Defense (355)	289	7	46.2	San Diego St.	31.1	Kansas City	42.0
Fouls Per Game (355)	119	5	16.3	Creighton	9.3	Kansas City	12.8
Free Throw Attempts Per Game (355)	73	3	24.7	UNCW	42.3	Denver/USD	25.2
Free Throw Percentage (355)	103	4	74.3	Wisconsin	90.0	South Dakota St.	78.3
Free Throws Made Per Game (355)	56	2	18.3	UNCW	31.7	Denver	19.4
Rebound Margin (355)	153	4	+4.3	Arizona	24.3	Oral Roberts	10.3
Rebounds (Defensive) Per Game (355)	99	2	28.33	Western Carolina	36.33	South Dakota St.	28.67
Rebounds (Offensive) Per Game (355)	178	5	11.33	Arizona	21.67	Kansas City	15.5
Rebounds Per Game (355)	124	4	39.67	East Carolina	51.75	Kansas City	41.5
Scoring Defense (355)	149	3	69.0	Seton Hall	46.8	Kansas City	66.3
Scoring Margin (355)	220	5	+3.7	Utah St.	49.3	Kansas City	15.5
Scoring Offense (355)	263	8	72.7	UNCW	108.0	South Dakota	86.0
Steals Per Game (355)	247	5	6.3	Penn St.	15.3	Kansas City	11.3
Three Point Attempts Per Game (355)	314	7	19.0	Louisville	37.5	Kansas City	33.3
Three Point Percentage (355)	264	7	29.8	Memphis	49.1	Omaha	38.7
Three Point Percentage Defense (355)	3	1	19.0	LSU	16.4	North Dakota	19.0
Three Pointers Per Game (355)	319	8	5.7	Utah	15.3	North Dakota St.	12.0
Turnover Margin (355)	280	6	-2.0	Utah St.	12.0	Kansas City	3.8
Turnovers Forced Per Game (355)	208	5	12.67	Alabama A&M	22.25	South Dakota	16.40
Turnovers Per Game (355)	288	7	14.7	Vanderbilt	6.8	North Dakota St.	8.8
Winning Percentage (340)	143	2	66.7	72 teams tied	100.0	South Dakota	80.0

Statistic (# Ranked)	Player	National	Summit	Value	National Leader	Value	Summit Leader	Value
FG% (350)	Eaglestaff	207	4	52.8	Aubin Gateretse, Utah St.	100.0	Oscar Cluff, South Dakota St.	60.0
FTA (330)	Kuljuhovic	122	3	24	Ketron Shaw, UMES	54	Chase Forte, South Dakota	29
FTA (330)	Eaglestaff	330	13	17				
FT% (349)	Eaglestaff	40	2	94.1	34 Players Tied	100.0	Nicholas Shogbonyo, Denver	94.4
FT% (349)	Woodson	199	7	84.6				
FT (305)	Eaglestaff	164	5	16	Austin Benigni, Navy	38	Chase Forte, South Dakota	19
	Kuljuhovic	204	8	15				
Points (334)	Eaglestaff	290	7	60	Ketron Shaw, UMES	129	Jacari White, North Dakota St.	90
PPG (343)	Eaglestaff	58	2	20.0	Ty Johnson, UC Davis	28.3	Jacari White, North Dakota St.	22.5
3PT/Game (314)	Eaglestaff	314	7	2.00	Anthony Roy, Green Bay	5.25	Jacari White, North Dakota St.	3.50



MISCELLANEOUS STATS

ALL-TIME TRIPLE-DOUBLES

2015-16 (1)
Quinton Hooker vs. Idaho State 2/4/16 13 pts, 12 rebs, 10 asts

2016-17 (1)
Drick Bernstine vs. Presentation 11/20/16 10 pts, 10 rebs, 10 asts

DIVISION I DOUBLE-DOUBLES

2008-09 (4)
Travis Mertens vs. Dickinson State 12/17/08 11 pts, 10 rebs
O.J. Harrison vs. SIU-Edwardsville 2/19/09 22 pts, 14 rebs
O.J. Harrison vs. Seattle 2/27/09 22 pts, 11 rebs
O.J. Harrison at SIU-Edwardsville 3/1/09 19 pts, 18 rebs

2009-10 (7)
Travis Mertens vs. Northern Colorado 11/27/09 14 pts, 10 rebs
Travis Mertens at Drake 12/05/09 13 pts, 10 rebs
Patrick Mitchell at Drake 12/05/09 10 pts, 10 rebs
Travis Mertens at IPFW 12/12/09 19 pts, 10 rebs
Travis Mertens at UT-Pan American 1/28/10 17 pts, 11 rebs
Patrick Mitchell at Houston Baptist 1/30/10 13 pts, 10 rebs
Travis Mertens vs. UT-Pan American 3/6/10 10 pts, 12 rebs

2010-11 (10)
Troy Huff vs. Longwood 1/9/11 15 pts, 13 rebs
Patrick Mitchell vs. South Dakota 1/15/11 13 pts, 11 rebs
Brandon Brekke vs. Utah Valley 1/20/11 12 pts, 15 rebs
Patrick Mitchell vs. Utah Valley 1/20/11 13 pts, 11 rebs
Brandon Brekke vs. UT-Pan American 1/27/11 17 pts, 11 rebs
Brandon Brekke at South Dakota 2/5/11 17 pts, 10 rebs
Troy Huff at Chicago State 2/21/11 21 pts, 10 rebs
Troy Huff at Houston Baptist 3/3/11 31 pts, 11 rebs
Patrick Mitchell at UT-Pan American 3/5/11 12 pts, 10 rebs
Jamal Webb vs. South Dakota 3/12/11 12 pts, 10 rebs

2011-12 (9)
Troy Huff at Bradley 11/19/11 22 pts, 12 rebs
Brandon Brekke vs. Montana 11/23/11 15 pts, 11 rebs
Brandon Brekke at UMKC 12/7/11 20 pts, 10 rebs
Brandon Brekke at Utah Valley 1/21/12 10 pts, 11 rebs
Patrick Mitchell vs. NJIT 1/26/12 13 pts, 10 rebs
Troy Huff vs. Chicago State 1/28/12 22 pts, 12 rebs
Jordan Allard at Houston Baptist 2/2/12 12 pts, 10 rebs
Brandon Brekke at NJIT 2/11/12 11 pts, 11 rebs
Brandon Brekke at Drake 3/14/12 18 pts, 15 rebs

2012-13 (8)
Alonzo Traylor at Southern Utah 12/17/12 13 pts, 11 rebs
Mitch Wilmer at Southern Utah 12/17/12 15 pts, 11 rebs
Troy Huff vs. Bowling Green 12/28/12 14 pts, 12 rebs
Troy Huff vs. Eastern Washington 1/17/13 18 pts, 11 rebs
Troy Huff vs. Idaho State 2/2/13 21 pts, 11 rebs
Troy Huff vs. Sacramento State 2/14/13 13 pts, 10 rebs
Troy Huff vs. Northern Arizona 2/16/13 19 pts, 11 rebs
Mitch Wilmer vs. Southern Utah 3/14/13 11 pts, 14 rebs

2013-14 (6)
Chad Calcaterra vs. Presentation 12/15/13 11 pts, 12 rebs
Troy Huff vs. North Dakota State 11/24/13 32 pts, 10 rebs
Troy Huff vs. Southern Utah 1/2/14 25 pts, 11 rebs
Troy Huff vs. Sacramento State 1/23/14 20 pts, 14 rebs
Troy Huff at Weber State 2/6/14 19 pts, 10 rebs
Troy Huff vs. Motnana State 2/13/14 17 pts, 10 rebs

2014-15 (7)
Jaron Nash vs. Mayville State 11/18/14 16 pts, 12 rebs
Jaron Nash vs. Alabama State 11/26/14 22 pts, 10 rebs
Jaron Nash vs. UT-Pan American 11/29/14 15 pts, 13 rebs
Quinton Hooker vs. Northern Colorado 1/17/15 14 pts, 10 asts
Quinton Hooker vs. Idaho State 1/31/15 15 pts, 10 asts
Jaron Nash at Southern Utah 2/5/15 21 pts, 11 rebs
Carson Shanks at Southern Utah 2/5/15 14 pts, 12 rebs

2015-16 (9)
Quinton Hooker vs. Youngstown State 11/23/15 24 pts, 10 rebs
Drick Bernstine vs. Valley City State 12/17/15 20 pts, 10 rebs
Drick Bernstine at Kansas State 12/22/15 13 pts, 13 rebs
Drick Bernstine vs. Eastern Washington 1/2/16 15 pts, 11 rebs
Drick Bernstine at Northern Arizona 1/21/16 11 pts, 11 rebs
Drick Bernstine at Southern Utah 1/23/16 12 pts, 14 rebs
Drick Bernstine vs. Idaho State 2/4/16 12 pts, 14 rebs
Drick Bernstine at Eastern Washington 2/11/16 14 pts, 10 rebs
Drick Bernstine at Idaho 2/13/16 15 pts, 11 rebs
Drick Bernstine vs. Idaho State 3/10/16 14 pts, 21 rebs

2016-17 (4)
Drick Bernstine vs. Crown 11/11/16 12 pts, 10 rebs
Drick Bernstine at Iowa 12/20/16 10 pts, 14 rebs
Carson Shanks vs. Idaho 2/11/17 11 pts, 10 rebs
Drick Bernstine vs. Arizona 3/16/17 20 pts, 15 rebs

2017-18 (5)
Geno Crandall vs. Utah Valley 11/25/17 15 pts, 10 rebs
Dale Jones vs. Eastern Washington 12/31/17 20 pts, 11 rebs
Conner Avants at Northern Colorado 1/20/18 20 pts, 11 rebs
Conner Avants vs. Montana 2/3/18 15 pts, 11 rebs
Conner Avants vs. Northern Colorado 2/24/18 19 pts, 12 rebs

2018-19 (5)
Filip Rebraca vs. Concordia (Neb.) 11/20/18 12 pts, 12 rebs
Cortez Seales at Utah Valley 11/24/18 19 pts, 10 rebs
Conner Avants vs. Milwaukee 12/9/18 12 pts, 11 rebs
Filip Rebraca vs. Mayville State 12/14/18 15 pts, 13 rebs
Marlon Stewart vs. Purdue Fort Wayne 12/29/18 18 pts, 10 asts
Cortez Seales at Western Illinois 2/1/19 17 pts, 15 rebs

2019-20 (18)
Filip Rebraca vs. Crown College 11/7/19 20 pts, 11 rebs
Filip Rebraca at No. 8/7 Gonzaga 11/12/19 16 pts, 13 rebs
Filip Rebraca at Milwaukee 11/19/19 24 pts, 10 rebs
De'Sean Allen-Eikens at Milwaukee 11/19/19 10 pts, 12 rebs
Filip Rebraca at Florida Gulf Coast 11/29/19 17 pts, 12 rebs
Filip Rebraca vs. Georgia Southern 11/30/19 16 pts, 14 rebs
Filip Rebraca at Montana 12/6/19 14 pts, 12 rebs
De'Sean Allen-Eikens at Eastern Washington 12/8/19 19 pts, 11 rebs
Marlon Stewart vs. Northland College 12/17/19 14 pts, 11 asts
Filip Rebraca at Nebraska 12/22/19 15 pts, 11 rebs
Filip Rebraca at Oregon State 12/29/19 13 pts, 10 rebs
Filip Rebraca at Denver 1/2/20 11 pts, 16 rebs
Filip Rebraca vs. Purdue Fort Wayne 1/5/20 12 pts, 13 rebs
Marlon Stewart vs. Western Illinois 1/25/20 23 pts, 10 rebs
Marlon Stewart at Western Illinois 2/15/20 18 pts, 17 rebs
Filip Rebraca at Omaha 2/26/20 24 pts, 13 rebs
Filip Rebraca at South Dakota 2/29/20 17 pts, 12 rebs
Filip Rebraca vs. Purdue Fort Wayne 3/9/20 14 pts, 10 rebs

2020-21 (6)
Filip Rebraca vs. North Dakota State 1/15/21 14 pts, 10 rebs
Filip Rebraca vs. Western Illinois 1/29/21 25 pts, 14 rebs
Seybian Sims at Denver 2/6/21 13 pts, 11 rebs
Filip Rebraca vs. South Dakota 2/13/21 13 pts, 11 rebs
Filip Rebraca at Omaha 2/19/21 22 pts, 13 rebs
Filip Rebraca at Omaha 2/20/21 17 pts, 13 rebs

2021-22 (3)
Paul Bruns at North Dakota State 12/22/21 27 pts, 11 rebs
Paul Bruns at St. Thomas 2/10/22 22 pts, 14 rebs
Paul Bruns vs. Oral Roberts 2/19/22 17 pts, 10 rebs

2022-23 (6)
Brian Mathews vs. Wisconsin-Stout 11/22/22 12 pts, 12 rebs
Tsoetne Tsartsidze at Omaha 1/12/23 11 pts, 12 rebs
Tsoetne Tsartsidze at South Dakota St. 2/2/23 18 pts, 10 rebs
Jalun Trent vs Omaha 2/11/23 12 pts, 13 rebs
Tsoetne Tsartsidze at Oral Roberts 2/16/23 14 pts, 12 rebs
Tsoetne Tsartsidze vs Western Illinois 2/23/23 19 pts, 13 rebs

2023-24 (8)
B.J. Omot vs. Elon 11/12/23 21 pts, 10 rebs
Amar Kuljuhovic vs. New Orleans 11/25/23 15 pts, 10 rebs
Tsoetne Tsartsidze vs. Eastern Michigan 11/26/23 13 pts, 11 rebs
Amar Kuljuhovic vs. Concorida 11/28/23 10 pts, 10 rebs
Amar Kuljuhovic at Omaha 1/11/24 10 pts, 11 rebs
Tsoetne Tsartsidze vs. Oral Roberts 1/18/24 14 pts, 11 rebs
Tyree Ihenacho vs. Oral Roberts 1/18/24 22 pts, 11 rebs
Amar Kuljuhovic vs. Denver 1/20/24 19 pts, 15 rebs
Amar Kuljuhovic at USD 2/1/24 17 pts, 17 rebs
Amar Kuljuhovic vs. NDSU 2/3/24 11 pts, 13 rebs
Amar Kuljuhovic at Denver 2/15/24 10 pts, 14 rebs
Amar Kuljuhovic at NDSU 2/24/24 13 pts, 11 rebs

2024-25





LAST TIME (INDIVIDUAL)...

SCORING

Scored 25 points:
Treyesen Eaglestaff (31) vs. Utah Valley, 11/14/2024

Scored 30 points:
Treyesen Eaglestaff (31) vs. Utah Valley, 11/14/2024

Scored 35 points:
Marlon Stewart (35) vs. North Dakota State, 2/22/2020

Scored 40 points:
Geno Crandall (41) vs. Troy, 11/10/17

Scored 45 points:
Henry (Doc) O'Keefe vs. Fargo College 2/2/1907

Scored 50 points:
Phil Jackson at Illinois State, 3/11/1967

Two players had 20 points: Treyesen Eaglestaff (28), B.J. Omot (26) and Tyree Ihenacho (22) vs. Omaha, 2/8/24

Three players had 20 points: Treyesen Eaglestaff (28), B.J. Omot (26) and Tyree Ihenacho (22) vs. Omaha, 2/8/24

Two players had 30 points: Has not happened in the DI era

Scored 20 points in two straight games:
B.J. Omot(2), 2/17/24-2/24/24

Scored 20 points in three straight games:
B.J. Omot (5) 1/13/24-2/1/24

Scored 20 points in four straight games:
B.J. Omot (5) 1/13/24-2/1/24

Scored 20 points in five straight games:
B.J. Omot (5) 1/13/24-2/1/24

Scored 20 points in six straight games:
Travis Bledsoe (6) 2/18/2010 - 3/4/2010

Scored 25 points in two straight games:
B.J. Omot (2), 1/13/24-1/18/24

Scored 25 points in three straight games:
Quinton Hooker (3) 2/20/2016 - 2/27/2016

Scored 30 points in two straight games:
Quinton Hooker (2) 2/25/2016 - 2/27/2016

Scored 30 points in three straight games:
Has not happened in the DI era

Scored in double figures in 10 straight games:
Tshotne Tsartsidze (12), 1/19/23-2/25/23

Scored in double figures in 15 straight games:
Filip Rebraca (19), 2/15/2020 - 1/3/2021

Scored in double figures in 20 straight games:
Filip Rebraca (24), 2/15/2020 - 1/22/2021

Scored in double figures in 25 straight games:
Filip Rebraca (29), 2/15/2020 - 2/6/2021

Scored in double figures in 30 straight games:
Filip Rebraca (33), 2/15/2020 - 2/20/2021

Five players scored in double figures: B.J. Omot (25), Tyree Ihenacho (21), Amar Kuljuhovic (17) Treyesen Eaglestaff (14), and Tshotne Tsartsidze (13) at South Dakota, 2/1/24

Six players scored in double figures: Matt Norman (23), Brendan Howard (18), Brian Mathews (17), Paul Bruns (15), Ethan Igbanugo (15), Tshotne Tsartsidze (11) vs. North Central, 12/14/2021

Seven players scored in double figures: Geno Crandall (17), Corey Baldwin (15), Conner Avants (15), Billy Brown (13), Quinton Hooker (10), Josh Collins (10), Drick Bernstine (10) vs. Presentation College, 11/20/2016

Five players with 15 or more points: Matt Norman (23), Brendan Howard (18), Brian Mathews (17), Paul Bruns (15), Ethan Igbanugo (15) vs. North Central, 12/14/2021

DOUBLE-DOUBLES

Double-double: Amar Kuljuhovic (13 points, 11 rebounds) at NDSU, 2/24/2024

Triple-double: Drick Bernstine (10 points, 10 rebounds, 10 assists) vs. Presentation College, 11/20/2016

20-10 (rebs) game: Tyree Ihenacho (22 points/11 rebounds), vs Oral Roberts, 1/18/24

20-10 (assts) game: Has not happened in the DI era

20-15 game: Drick Bernstine (20 points, 15 rebounds) vs. Arizona, 3/16/2017

30-10 game: Troy Huff (32 points, 10 rebounds) vs. North Dakota State, 11/24/2013

Back-to-back 20-10 games: O.J. Harrison (2) 2/19/2009 - 2/27/2009

Three straight 20-10 games: Has not happened in DI history

Double-double in points and rebs.: Amar Kuljuhovic (13 points, 11 rebounds) at NDSU, 2/24/2024

Double-double in points and assists: Marlon Stewart (14 points, 11 assists) vs. Northland College, 12/17/2019

Double-double in points and blocks:
Has not happened in DI history

Double-double in points and steals:
Has not happened in DI history

Double-double in two consecutive games: Amar Kuljuhovic (2/1/24 at USD (17/17) and 2/3/24 vs NDSU (11/13))

Double-double in three consecutive games: - Filip Rebraca (at Nebraska, at Oregon State, and at Denver), 12/21/2019 - 1/2/2020

Double-double in four consecutive games: Filip Rebraca (at Nebraska, at Oregon State, at Denver, vs. Purdue Fort Wayne), 12/21/2019 - 1/5/2020

Double-double in five consecutive games:
Has not happened in DI history

Double-double in six consecutive games:
Has not happened in DI history

Double-double in seven consecutive games:
Has not happened in DI history

Two players record double-doubles: Tshotne Tsartsidze and Tyree Ihenacho (14 points/11 rebounds & 22 points/11 rebounds), vs Oral Roberts, 1/18/24

Three players record double-doubles:
Has not happened in DI history

Four players record double-doubles:
Has not happened in DI history

Five players record double-doubles: Never

FIELD GOALS

Made 12 FG in a game:
Cortez Seales (13) vs. North Dakota State, 2/22/2020

Made 15 FG in a game:
Geno Crandall (15) vs. Troy, 11/10/2017

Made 16 FG in a game: Has not happened in the DI era

Made 17 FG in a game: Has not happened in the DI era

Made 18 FG in a game: Has not happened in the DI era

Made 19 FG in a game: Has not happened in the DI era

Made 20 FG in a game: Has not happened in the DI era

Attempted 17 FG in a game:
Tyree Ihenacho (18) vs. Omaha, 2/8/24

Attempted 18 FG in a game:
Tyree Ihenacho (18) vs. Omaha, 2/8/24

Attempted 19 FG in a game:
B.J. Omot (19) vs. Denver, 1/20/24

Attempted 20 FG in a game:
Paul Bruns (20) at Oral Roberts, 1/20/2022

Attempted 25 FG in a game:
Geno Crandall (25) vs. North Dakota State, 2/22/2020

3-POINTERS

Made 5 3-pointers in a game:
Treyesen Eaglestaff (5) at Denver, 2/15/24

Made 6 3-pointers in a game:
Treyesen Eaglestaff (6) at Utah Tech, 12/16/2023

Made 7 3-pointers in a game:
Paul Bruns (7) vs. Denver, 2/3/2022

Made 8 3-pointers in a game:
Adam McDermott (8) vs. Idaho State, 2/4/2016

Made 9 3-pointers in a game:
Patrick Mitchell (10) vs. NJIT, 2/23/2010

Made 10 3-pointers in a game:
Patrick Mitchell (10) vs. NJIT, 2/23/2010

Made 11 3-pointers in a game:
Has not happened in the DI era

Attempted 10 3-pointers in a game:
Treyesen Eaglestaff (10) at Nebraska, 12/20/2023

Attempted 15 3-pointers in a game:
Aanen Moody (16) vs. Purdue Fort Wayne, 12/29/2018

Attempted 16 3-pointers in a game:
Aanen Moody (16) vs. Purdue Fort Wayne, 12/29/2018

Attempted 17 3-pointers in a game:
Has not happened in the DI era

Made a 3-pointer in 10 straight games:
Treyesen Eaglestaff (21), 11/25/23-2/8/24

Made a 3-pointer in 15 straight games:
Treyesen Eaglestaff (21), 11/25/23-2/8/24

Made a 3-pointer in 20 straight games:
Treyesen Eaglestaff (21), 11/25/23-2/8/24

Made a 3-pointer in 30 straight games:
Has not happened in the DI era

FREE THROWS

Made 8 FT in a game:
Treyesen Eaglestaff (8) vs. Utah Valley, 11/14/24

Made 9 FT in a game:
Treyesen Eaglestaff (10) at Denver, 2/15/24

Made 10 FT in a game:
Treyesen Eaglestaff (10) at Denver, 2/15/24

Made 11 FT in a game:B.J. Omot (13) and Brady Danielson (11) at Kansas City, 2/18/23

Made 12 FT in a game:
B.J. Omot (13) at Kansas City, 2/18/23

Made 13 FT in a game:
B.J. Omot (13) at Kansas City, 2/18/23

Made 14 FT in a game:
Quinton Hooker (14) vs. Weber State, 3/11/2016

Made 15 FT in a game:
Troy Huff (15) vs. Northern Colorado, 3/4/2014

Made 16 FT in a game: Has not happened in the DI era

Made 17 FT in a game: Has not happened in the DI era

Made 18 FT in a game: Has not happened in the DI era

Attempted 10 FT in a game:
Treyesen Eaglestaff (11) at Denver, 2/15/24

Attempted 15 FT in a game:
Marlon Stewart (15) vs. North Dakota State, 12/9/2017

Attempted 20 FT in a game:
Has not happened in the DI era

REBOUNDS

15 Rebs: Amar Kuljuhovic (17) at South Dakota, 2/1/2024

16 Rebs: Amar Kuljuhovic (17) at South Dakota, 2/1/2024

17 Rebs: Amar Kuljuhovic (17) at South Dakota, 2/1/2024

18 Rebs: Drick Bernstine (21) vs. Idaho State, 3/10/2016

19 Rebs: Drick Bernstine (21) vs. Idaho State, 3/10/2016

20 Rebs: Drick Bernstine (21) vs. Idaho State, 3/10/2016

25 Rebs: Has not happened in the DI era

30 Rebs: Has not happened in the DI era

10+ Rebs in three consecutive games:
Amar Kuljuhovic (3), 2/15/24-2/24/24

10+ Rebs in four consecutive games:
Filip Rebraca (4) 12/21/2019 - 1/5/2020

10+ Rebs in five consecutive games:
Filip Rebraca (5) 12/21/2019 - 1/8/2020

10+ Rebs in six consecutive games:
Drick Bernstine (6) 12/5/2015 - 1/2/2016

10+ Rebs in seven consecutive games:
Has not happened in the DI era

10+ rebs in eight consecutive games:
Has not happened in the DI era

10+ rebs in nine consecutive games:
Has not happened in the DI era

10+ rebs in 10 consecutive games:
Has not happened in the DI era

Two players had 10 rebounds: Tshotne Tsartsidze and Tyree Ihenacho (11/11) vs. Oral Roberts, 1/18/24

Three players had 10 rebounds:
Has not happened in the DI era

ASSISTS

6 assists: Tyree Ihenacho (7) at NDSU, 2/24/2024

7 assists: Tyree Ihenacho (7) at NDSU, 2/24/2024

8 assists: Treyesen Eaglestaff (8) vs Denver, 3/3/2023

9 assists: Marlon Stewart (10) vs. Purdue Fort Wayne, 12/29/18

10 assists: Marlon Stewart (10) vs. Purdue Fort Wayne, 12/29/18

11 assists: Marlon Stewart (11) vs. Northland, 12/17/19

12 assists: Has not happened in the DI era

13 assists: Has not happened in the DI era

14 assists: Has not happened in the DI era

15 assists: Has not happened in the DI era

5+ assists in four consecutive games:
Geno Crandall (6) 3/2/2017 - 3/16/2017

BLOCKS

4 blocks: Tyree Ihenacho (4) at Oral Roberts, 2/17/24

5 blocks: B.J. Omot (5) at South Dakota, 2/4/2023

6 blocks: Filip Rebraca (8) at Milwaukee, 11/19/2019

7 blocks: Filip Rebraca (8) at Milwaukee, 11/19/2019

8 blocks: Filip Rebraca (8) at Milwaukee, 11/19/2019

9 blocks: Has not happened in the DI era

10 blocks: Has not happened in the DI era

STEALS

4 steals: Eli King (4) at Oral Roberts, 2/17/24

5 steals: Eli King (6) vs. Kansas City, 2/10/24

6 steals: Eli King (6) vs. Kansas City, 2/10/24

7 steals: Has not happened in the DI era

8 steals: Has not happened in the DI era

MINUTES

Played every minute:
B.J. Omot (40) vs. Northern Colorado, 1/3/2024

Played 41+ minutes: B.J. Omot (45) + Norman/Danielson/Tsartsidze (41) vs. Omaha, 2/11/2023

Played more than 50 minutes: Has not happened in the DI era

FOULS

Fouled out: Eli King vs Colorado State, 11/4/2024

Two players fouled out: Brady Danielson and Brian Mathews at Western Illinois, 2/12/2022

Three players fouled out: Marlon Stewart/De'Sean Allen-Eikens/Kienan Walter at South Dakota, 2/29/2020

Four players fouled out: Has not happened in the DI era

Technical foul: Coach at NDSU 2/24/2024



LAST TIME (TEAM)...

WINS/LOSSES

Won consecutive games:
2, 11/12/24-11/14/24

Won three straight games:
7, 1/13/24-2/8/24

Won four straight games:
7, 1/13/24-2/8/24

Won five straight games:
7, 1/13/24-2/8/24

Won six straight games:
7, 1/13/24-2/8/24

Won seven straight games:
7, 1/13/24-2/8/24

Won eight straight games:
10, 11/23/2007 - 12/29/2007

Won nine straight games:
10, 11/23/2007 - 12/29/2007

Won 10 straight games:
10, 11/23/2007 - 12/29/2007

Won 15 straight games:
19, 12/28/1964 - 3/10/1965

Won 20 straight games: Never

Lost consecutive games:
2, 2/24/24-present

Lost three straight games:
6, 12/20/2023-1/11/2024

Lost four straight games:
6, 12/20/2023-1/11/2024

Lost five straight games:
6, 12/20/2023-1/11/2024

Lost six straight games:
6, 12/20/2023-1/11/2024

Lost seven straight games:
7, 12/18/2021 - 1/20/2022

Lost eight straight games:
8, 12/18/2021 - 1/22/2022

Lost nine straight games:
9, 12/18/2021 - 1/27/2022

Lost 10 straight games:
10, 12/18/2021 - 1/29/2022

Lost 12 straight games:
12, 12/18/2021 - 2/3/2022

Lost 15 straight games: Never

Lost 20 straight games: Never

SCORING

Scored 90 or more points:
92 at Denver, W 92-78 (2/15/2024)

Scored 90 or more points (Conference game):
92 at Denver, W 92-78 (2/15/2024)

Scored 100 or more points:
110 vs. North Central, 12/14/2021 (W, 110-65)

Scored 100 or more points (Conference game): 101 at Northern Arizona, 1/21/2016 (W, 101-59)

Scored 110 or more points:
115 vs. North Central, 11/26/2019 (W, 115-50)

Scored 110 or more points (Conference game): 119 vs. St. Cloud State, 2/8/1997 (L, 124-119)

Scored 120 or more points: Never

Scored 120 or more points (Conference game): Never

Scored 130 or more points: Never

Scored 140 or more points: Never

Scored 150 or more points: Never

Scored less than 50 points:
47 vs. Kansas City, 2/10/24

Scored 100 points in two consecutive games: vs. Dakota State (100), vs. Nebraska-Kearney (103), vs. Valley City State (102), 12/11/1994 - 12/30/1994

Scored 100 Points in three consecutive games: vs. Dakota State (100), vs. Nebraska-Kearney (103), vs. Valley City State (102), 12/11/1994 - 12/30/1994

Scored 100 points in consecutive conference games: Never

OPPONENT SCORING

Allowed 90 or more points:
97 vs. Northern Colorado, 1/3/2024 (L, 97-87)

Allowed 90 or more points (Conference game): 96 by South Dakota State, 2/2/2023 (L, 73-96)

Allowed 100 or more points:
110 by Iowa, 11/7/23 (L 110-68)

Allowed 100 or more points (Conference game):
109 by Montana, 1/4/2018 (L, 109-79)

Allowed less than 50 points:
36 vs. Waldorf, 12/12/2023 (W, 87-36)

Allowed less than 50 points (Conference game):
45 vs. Kansas City, 1/2/2021 (W, 52-45)

SHOOTING PERCENTAGES

Shot 70% from the field: Never

Shot 60% from the field:
.643 vs. Northland College (12/17/2019)

Shot 30% or less from the field:
.299 vs. Eastern Washington (12/11/2021)

Allowed 50% shooting:
.583 vs. Colorado State (11/4/2024)

Allowed 60% shooting:
.627 vs. Northern Colorado (1/3/2024)

Allowed 30% or less shooting:
.308 vs. Purdue Fort Wayne (3/9/2020)

Allowed 20% or less shooting:
.145 vs. Presentation College (12/15/2013)

Held opponent to zero 3-pointers:
at Northern Colorado (0-14), 2/20/2013

FREE THROWS

Shot 90% or better from FT line:
100% vs. SDSU on 2/29/24

Shot 100% from FT Line:
4-4 vs. SDSU on 2/29/24

Shot 50% or less from FT line:
.444 at Cal State Fullerton, 12/1/2023

Attempted 40 FT:
vs. Valley City State (41), 12/17/2015

Attempted five or less FT:
4-4 vs. SDSU on 2/29/24

Made 30 FT:
at Kansas City (32), 2/18/2023

3-POINTERS

Hit 0 3-pointers:
0 at Northern Colorado (0-8), 2/24/2018

Hit 10 3-pointers: 10 at Denver, 2/15/24

Hit 11 3-pointers: 13 vs Omaha, 2/8/24

Hit 12 3-pointers: 13 vs Omaha, 2/8/24

Hit 13 3-pointers: 13 vs Omaha, 2/8/24

Hit 14 3-pointers:
14 vs. North Central (Minn.), 12/12/2022

Hit 15 3-pointers: 15 at Denver, 1/14/2023

Hit 16 3-pointers:
16 at Oral Roberts, 2/16/2023

Hit 17 3-pointers:
17 vs. North Central, 12/14/2021

Hit 18 3-pointers:
18 vs. Kansas City, 1/19/2023

Hit 19 3-pointers: Never

Hit 20 3-pointers: Never

SCORING MARGINS

Won game by 30 points or more:
31 vs. Dickinson State (W, 85-54), 11/12/2024

Won game by 40 points or more:
51 vs. Waldorf (W, 87-36), 12/12/2023

Won game by 50 points or more:
51 vs. Waldorf (W, 87-36), 12/12/2023

Won game by 60 points or more:
65 vs. North Central (115-50), 11/26/2019

Won game by 70 points or more:
70 vs. Concordia (W, 76-6), 1/11/1921

Lost game by 30 points or more:
42 at Iowa (L, 110-68), 11/7/2023

Lost game by 40 points or more:
42 at Iowa (L, 110-68), 11/7/2023

Lost game by 50 points or more:
50 at Villanova (L, 107-57), 12/10/1969

Lost game by 60 points or more: Never

Lost game by 70 points or more: Never

Game decided by one point:
at Northern Arizona (L, 74-73), 1/6/2024

Game decided by two points: vs. NDSU (W,

60-58), 2/3/2024

Game decided by three points:
at Oral Roberts (L, 70-73), 2/16/2023

Came back from 10-point deficit for win: W, 71-69 (OT) vs. New Orleans (11/25/2023); trailed by 16 (4:04, 1st)

Came back from 11-point deficit for win: W, 71-69 (OT) vs. New Orleans (11/25/2023); trailed by 16 (4:04, 1st)

Came back from 12-point deficit for win: W, 71-69 (OT) vs. New Orleans (11/25/2023); trailed by 16 (4:04, 1st)

Came back from 13-point deficit for win: W, 71-69 (OT) vs. New Orleans (11/25/2023); trailed by 16 (4:04, 1st)

Came back from 14-point deficit for win: W, 71-69 (OT) vs. New Orleans (11/25/2023); trailed by 16 (4:04, 1st)

Came back from 15-point deficit for win: W, 71-69 (OT) vs. New Orleans (11/25/2023); trailed by 16 (4:04, 1st)

Came back from 16-point deficit for win: W, 71-69 (OT) vs. New Orleans (11/25/2023); trailed by 16 (4:04, 1st)

Came back from 17-point deficit for win: W, 83-81 vs. Western Illinois (1/29/2021); Trailed by 19 (3:28, 1st)

Came back from 18-point deficit for win: W, 83-81 vs. Western Illinois (1/29/2021); Trailed by 19 (3:28, 1st)

Came back from 19-point deficit for win: W, 83-81 vs. Western Illinois (1/29/2021); Trailed by 19 (3:28, 1st)

Came back from 20-point deficit for win: W, 81-79 at Northern Arizona (1/26/2013); Trailed by 22 (8:03, 1st)

REBOUNDS

Pulled down 50 rebounds:
50 vs. Dickinson State (11/12/2024)

Pulled down 55 rebounds:
55 vs. Idaho State (3/10/2016)

Pulled down 60 rebounds:
Has not happened in DI history

OVERTIME GAMES

Played an overtime game:
vs. New Orleans, 11/25/2023 (W, 76-73)

Won an overtime game:
vs. New Orleans, 11/25/2023 (W, 76-73)

Played an conference overtime game:
vs. Omaha, 2/11/2023 (W, 76-73)

Won an conference overtime game:
vs. Omaha, 2/11/2023 (W, 76-73)

Lost an overtime game:
vs. Seattle, 12/10/2022 (L, 78-80)

Lost a conference overtime game:
vs. Denver, 2/3/2022 (L, 81-79)

Played an overtime game in conference tournament:
vs. Weber State, 3/11/2017 (W, 93-89 OT)

Won an overtime game in conference tournament:
vs. Weber State, 3/11/2017 (W, 93-89 OT)

Played two overtimes:
at Bradley, 12/5/2015 (W, 65-59)

Played three overtimes:
Has not happened in the DI era

Played four overtimes:
vs. Utah Valley, 1/20/2011 (L, 107-96)





SINGLE-GAME RECORDS

TEAM SCORING

Overall:	119	124-119 2OT loss vs. St. Cloud State (2/08/97)
1st Half:	63	107-63 win vs. Bellevue (Neb.) College (12/01/90)
2nd Half:	73	118-66 win vs. Morningside (2/08/69)
Home:	119	124-119 (2OT) loss vs. St. Cloud State (2/08/97)
Road:	111	111-86 win at Minot State (12/05/95)
Neutral:	107	107-56 win vs. Parsons (NCAA Game) (3/11/67)
By Opponent:	124	124-119 (2OT) loss vs. St. Cloud State (2/08/97)
Both Teams:	243	124-119 (2OT) loss vs. St. Cloud State (2/08/97)
Win Margin:	113	118-5 win vs. Mayville State (2/15/1908)
Loss Margin:	50	107-57 loss vs. Villanova (12/10/69)

FIELD GOALS

Made	50	50-for-91 vs. Northern Montana (12/19/81)
Attempted	107	41-for-107 vs. Superior State (1/07/64)
Percentage:	.685	37-for-54 vs. Dickinson State (12/08/2006)

FREE THROWS

Made:	45	45-for-61 vs. SDSU (1/22/55)
Attempted:	61	45-for-61 vs. SDSU (1/22/55)
Attempted:	109	vs. SDSU (Both Teams) (1/22/55)
Percentage	1.000	12-for-12 vs. NDSU (2/03/2001)
		21-for-21 vs. Portland State (1/19/2013)
		13-for-13 vs. South Dakota (1/23/2019)

3-POINT FIELD GOALS (Since 1986-87)

Made	18	18-for-42 vs. Kansas City (1/19/2023)
Attempted:	42	18-for-42 vs. Kansas City (1/19/2023)
Percentage:	.889	16-for-18 vs. SUNY-New Paltz (12/31/2004)
		16-for-18 vs. Augustana (2/09/96)

REBOUNDS

Total:	102	90-69 win vs. Lincoln (12/01/67)
--------	-----	----------------------------------

FOULS

Total:	38	55-53 win vs. South Dakota State (1/18/51)
Disqualified:	6	55-53 win vs. South Dakota State (1/18/51)

ASSISTS

Total:	35	81-77 win vs. North Dakota State (12/29/79)
--------	----	---

ATTENDANCE

Home:	13,280	vs. Kansas at REA (12/22/2001)
Road:	18,555	at Kentucky (11/14/2019)

INDIVIDUAL SCORING

Overall:	56	Henry (Doc) O'Keefe vs. Mayville State (2/15/1908)
In Win:	56	Henry (Doc) O'Keefe vs. Mayville State (2/15/1908)
In Loss:	40	Travis Tuttle vs. South Dakota State (1/17/97)
1st Half:	33	Phil Jackson vs. Parsons (3/11/67)
2nd Half:	36	Travis Tuttle vs. SDSU (12/14/96)
Two UND:	86	Phil Jackson (51), Jim Hester (35) vs. Parsons (3/11/67)
By Opponent:	46	Trenton Massner (1/23/23)

FIELD GOALS

Made:	22	Phil Jackson, 22-for-31, vs. Parsons (3/11/67)
Consecutive:	16	Phil Jackson vs. Parsons (3/11/67)
Attempted:	33	Phil Jackson, 20-for-33, vs. UNI (2/24/67)
Most w/o Miss:	14	Brian Ehrp vs. Augustana (1/13/96)

FREE THROWS

Made:	*23	Phil Jackson, 23-for-27, vs. SDSU (1/06/67)
Consecutive:	14	Al Jenkins vs. North Dakota State (2/24/68)
Attempted:	*27	Phil Jackson, 23-for-27, vs. SDSU (1/06/67)
Most w/o Miss:	14	Al Jenkins vs. North Dakota State (2/24/68)

3-POINT FIELD GOALS (Since 1986-87)

Made:	10	Travis Tuttle, 10-for-16, vs. Holy Names (11/19/94)
	10	Patrick Mitchell, 10-for-13, vs. NJIT (2/23/2010)
Attempted:	17	Jeff Brandt, 3-for-17, vs. Kansas (11/17/2000)
		Travis Tuttle, 9-for-17, vs. Moorhead (12/16/95)
		Travis Tuttle, 5-for-17, vs. Augustana (2/14/97)

REBOUNDS

Total:	*32	Don Augustin vs. Morningside (1/07/55)
--------	-----	--

ASSISTS

Total:	14	Doug Moe vs. North Dakota State (12/29/79)
--------	----	--

STEALS

Total:	9	Dave Vonesh at Augustana (1/23/90)
--------	---	------------------------------------

BLOCKED SHOTS

Total:	*10	Dan Clausen vs. Augustana (1/23/82)
--------	-----	-------------------------------------

* North Central Conference Record

NORTH DAKOTA™ BASKETBALL



SINGLE-GAME SCORING RECORDS

50-POINT GAMES

56—Henry (Doc) O'Keefe in UND 118, Mayville State 5 at UND 2-15-08
52—Phil Jackson in UND 107, Parsons 56 at Normal, Ill. 3-11-67
50—Phil Jackson in UND 92, UNI 64 at UND 2-24-67

40-POINT GAMES

49—Al Jenkins in UND 100, Morningside 92 at Sioux City, Iowa 2-14-69
46—Henry (Doc) O'Keefe in UND 94, Fargo College 9 at UND 2-2-07
44—Phil Jackson in UND 112, Valparaiso 82 at UND 3-7-66
44—Travis Tuttle in UND 107, Morningside 98 at UND 3-1-96
41—Arthur Netcher in UND 65, Fosston H.S. 22 at Fosston 12-8-08
41—Phil Jackson in UND 85, South Dakota State 75 at Brookings 1-6-67
41—Jerome Beasley in UND 83, North Dakota State 79 at UND 1-5-2002
41—Jerome Beasley in UND 87, Augustana 79 at Sioux Falls 1-24-2003
41—Geno Crandall in UND 83, Troy 80 11-10-2017
40—Jon Haaven in UND 71, Northern Iowa 61 at Cedar Falls 12-11-53
40—Don Augustin in UND 88, St. Ambrose 71 at Quincy, Ill. 12-29-55
40—Jon Haaven in Milwaukee Allen-Bradley 80, UND 73 at UND 12-1-56
40—Phil Jackson in UND 105, SDSU 86 at UND 2-12-66
40—Dave Vonesh in UND 99, SCSU 91 (2 OT) at St. Cloud 2-9-91
40—Travis Tuttle in UND 108, Augustana 99 at Sioux Falls 2-9-96
40—Travis Tuttle in SDSU 102, UND 95 at Brookings 2-15-97

30-POINT GAMES

38—Travis Tuttle in UND 94, Minn.—Morris 88 (OT) at UND 12-14-96
38—Quinton Hooker in UND 80, Portland State 77 at UND 2-25-2016
38—Quinton Hooker in Weber State 83, UND 78 (OT) at BST 3-11-2016
37—Jon Haaven in UND 70, Augustana 60 at Sioux Falls 1-16-54
37—Jon Haaven in Gonzaga 78, UND 76 at UND 12-28-56
37—Phil Jackson in UND 76, Parsons 72 at Fairfield 1-17-67
37—Al Jenkins in UND 91, SDSU 84 at UND 2-22-69
37—Dave Vonesh in UND 99, Moorhead State 77 at UND 12-8-90
37—Jerome Beasley in St. Cloud State 74, UND 69 at Kearney, Neb. 3-14-2003
37—Troy Huff in Wisconsin 103, UND 85 at Wisconsin 11-19-2013
36—Henry Murphy in UND 61, Jamestown 11 at Jamestown 1-16-07
36—Chuck Wolfe in UND 85, UNI 73 at UND 2-14-53
36—Jon Haaven in UND 92, Northern State 75 at Aberdeen 3-4-54
36—Phil Jackson in UND 74, Morningside 59 at UND 1-13-67
36—Aaron Harris in UND 92, Augustana 71 at Sioux Falls 2-20-82
36—Jerome Beasley in UND 91, St. Cloud State 88 (ot) at UND 1-18-2002
36—Jerome Beasley in South Dakota State 100, UND 92 at Brookings 3-2-2002
36—Jerome Beasley in UND 70, Northern Colorado 58 at UND 1-31-2003
35—Chuck Wolfe in UND 77, SDSU 66 at UND 1-23-53
35—Jon Haaven in Chicago Loyola 90, UND 85 at Chicago 12-2-53
35—Jon Haaven in NDSU 75, UND 71 at UND 2-23-57
35—Phil Jackson in UND 93, Chicago Loyola 92 at UND 12-14-66
35—Phil Jackson in UND 76, South Dakota State 68 at Sioux Falls 12-29-66
35—Phil Jackson in UND 96, South Dakota 72 at UND 2-25-67
35—Jim Hester in UND 107, Parsons 56 at Normal, Ill. 3-11-67
35—Dave Vonesh in UND 98, Morehouse 77 at Springfield, Mass. 3-26-90
35—Travis Tuttle in Denver 93, UND 87 at UND 12-22-95
35—Jerome Beasley in UND 81, MSU, Mankato 72 at UND 1-10-2003
35—Quinton Hooker in UND 95, Eastern Washington 86 at UND 2-9-2017
35—Marlon Stewart in UND 71, North Dakota State 68 at UND 2-22-2020
34—Henry Murphy in UND 60, Jamestown 7 at Jamestown 1-23-17
34—Fritz Engel in UND 65, NDSU 57 at UND 3-4-50
34—Jon Haaven in UNI 61, UND 53 at UND 1-9-54
34—Don Augustin in UND 96, NDSU 63 at UND 2-18-67
34—Al Jenkins in UND 102, NDSU 95 at Fargo 1-18-69
34—Todd Bakken in Western Illinois 102, UND 79 at Brookings 2-28-80
34—Mark Basco in UND 89, Mankato State 84 at UND 2-2-85
34—Chris Gardner in Transylvania 80, UND 73 at Highland Hts., Ky. 11-19-93
34—Travis Tuttle in UND 94, Moorhead State 73 at UND 12-16-95
34—Chad Mustard in Northern Colorado 74, UND 71 at Greeley 2-27-99
34—Jerome Beasley in UND 96, Minn.—Duluth 79 at Duluth 12-14-2002
34—Jerome Beasley in South Dakota 79, UND 78, at Vermillion 1-2-2003
34—Troy Huff in UND 78, Eastern Washington 74, at Cheney 3-2-2013
34—Troy Huff in UND 94, Northern Colorado 90, at UND 3-4-2014
34—Quinton Hooker in UND 97, Sacramento State 71, at UND 2-27-2016
33—Arthur Netcher in UND 47, Winnipeg Wellingtons 27 at Winnipeg 2-27-09
33—Chuck Wolfe in UND 85, NDSU 78 at UND 2-21-53
33—Jon Haaven in UND 79, NDSU 65 at UND 2-22-57
33—Craig Skarperud in UND 85, NDSU 69 at UND 1-21-72
33—Mark Lindahl in UND 101, USD 91 (OT) at UND 1-16-76
33—Mike Boschee in UND 95, Mankato State 89 at UND 2-4-89
33—Dave Vonesh in Nebraska-Omaha 88, UND 86 at Omaha 2-23-90
33—Scott Guldseth in UND 80, Mankato 70 at UND, 2-7-92
33—Travis Tuttle in UND 96, Augustana 80 at Sioux Falls 2-11-95
33—Chad Mustard in Augustana 83, UND 81 at Sioux Falls 2-23-99
33—Jerome Beasley in UND 92, Nebraska-Omaha 88 (ot) at UND 12-30-2001
33—Myron Allen in MSU, Moorhead 80, UND 80 at Moorhead 12-4-2002
33—Jerome Beasley in UND 99, Western Oregon 82 at WO 11-23-2002
33—Jerome Beasley in UND 88, South Dakota 73 at UND 2-20-2003
33—Jerome Beasley in UND 97, NDSU 92 (ot) at Fargo, N.D. 3-1-2003
33—Todd Rypkema in UND 68, South Dakota 64 at Vermillion 2-21-2004
33—Todd Rypkema in Minnesota Duluth 95, UND 82 at Duluth 2-26-2005
33—Emmanuel Little in UND 100, Mayville State 88 at UND 12-18-2007
33—Patrick Mitchell in UND 90, NJIT 78 at UND 2-23-2010
33—Treysen Eaglestaff in UND 92, Denver 78 at Denver 2-15-24

32—Edgar (Dutch) Houser in UND 70, Concordia 8 at UND 1-17-20
32—Chuck Wolfe in Morningside 85, UND 81 at UND 2-3-51
32—Chuck Wolfe in UND 75, Augustana 67 at Sioux Falls 1-17-53
32—Tom Nesbitt in UND 79, SDSU 77 at UND 2-1-64
32—Phil Jackson in UND 76, USD 68 at Vermillion 2-10-67
32—Chuck Dodge in UND 65, UNI 59 at Sioux Falls 12-29-69
32—Mahlon Sanders in UND 89, SDSU 74 at UND 1-9-70
32—Craig Skarperud in UND 72, Moorhead State 65 at UND 2-17-70
32—Dan Clausen in UND 82, Mt. Marty 69 at UND 1-3-81
32—Dave Vonesh in Mankato State 89, UND 87 (OT) at UND 1-8-88
32—Dave Vonesh in Mankato State 88, UND 71 at Mankato 2-5-88
32—Dave Vonesh in UND 76, Morningside 73 (OT) at Sioux Falls 12-28-89
32—Dave Vonesh in Augustana 85, UND 82 at Sioux Falls 1-23-90
32—Dave Vonesh in UND 87, South Dakota 75 at UND 1-13-90
32—Dave Vonesh in UND 93, N. Colorado 83 (OT) at Greeley 2-24-90
32—Dave Vonesh in Grand Valley St. 89, UND 88 (OT) at Ro'ville, Ill. 11-16-90
32—Dave Vonesh in Morningside 79, UND 77 at Sioux City, Iowa 1-19-91
32—Scott Guldseth in UND 80, Mankato 74 (OT) at UND, 1-19-93
32—Scott Guldseth in UND 91, Augustana 87 at Sioux Falls, 2-5-93
32—Travis Tuttle in UND 80, Holy Names 69 at Humboldt, Calif., 11-19-94
32—Travis Tuttle in South Dakota State 84, UND 79 at UND 1-13-95
32—Travis Tuttle in UND 85, Northern Colorado 83 at UND 2-18-95
32—Jeff Brandt in UND 87, South Dakota 75 at UND 2-9-2002
32—Evan Lindahl in Minnesota State 72, UND 64 1-19-2006
32—Troy Huff in UND 95, NDSU 77, at UND 11-24-2013
32—Cortez Seales in UND 88, Purdue Fort Wayne 82, at Fort Wayne 2-28-2019
31—Henry (Caesar) Murphy in UND 53, Concordia 19 at Moorhead 1-15-17
31—Edgar (Dutch) Houser in UND 64, Jamestown 13 at Jamestown 3-7-21
31—Chuck Wolfe in USD 77, UND 65 at Sioux City 12-28-50
31—Don Augustin in Augsburg 90, UND 84 at UND 12-5-55
31—John Haaven in UND 73, Augustana 67 at UND 1-12-57
31—Phil Jackson in UND 108, Whittier 71 at UND 12-13-65
31—Phil Jackson in UND 97, Augustana 67 at UND 12-17-65
31—Phil Jackson in UND 88, Parsons 69 at UND 12-6-66
31—Phil Jackson in UND 67, Pan American 51 at UND 1-28-67
31—Al Jenkins in Northern Michigan 81, UND 77 at Marquette 2-18-69
31—Mahlon Sanders in UND 97, Lincoln U 86 at UND 12-1-69
31—Mark Lindahl in UND 80, North Dakota State 63 at UND 2-8-75
31—Mike Boschee in Northern Michigan 92, UND 90 (2 OT) at NMU 11-25-89
31—Travis Tuttle in UND 85, Morningside 81 at Sioux City, 3-3-95
31—Travis Tuttle in UND 84, Morningside 70 at UND 12-31-94
31—Travis Tuttle in UND 90, Morningside 83 at UND 1-4-97
31—Myron Allen in UND 99, Western Oregon 82 at Monmouth, Ore. 11-23-2002
31—Jerome Beasley in UND 100, Mary 58 at UND 12-30-2002
31—Jerome Beasley in UND 72, Nebraska-Omaha 69 at UND 2-1-2003
31—Todd Rypkema in UND 76, NDSU 73 (ot) at UND 2-7-2004
31—Troy Huff in UND 74, Houston Baptist 70 (ot) at Houston 3-3-2010
31—Quinton Hooker in UND 90, Sacramento State 82 (ot) at Sacramento 12-31-2016
31—Geno Crandall in UND 83, Weber State 77 at UND 1-19-2017
31—Geno Crandall in UND 91, Southern Utah 89 at Southern Utah 1-26-2017
31—Treysen Eaglestaff in UND 77, UVU 71 at UND 11-14-24
30—Arthur Netcher in UND 94, Fargo College 9 at UND 2-2-07
30—John Heimes in UND 92, Grand Forks YMCA 9 at UND 3-3-12
30—Chuck Wolfe in USD 96, UND 66 at Vermillion 1-5-51
30—Chuck Wolfe in Luther 90, UND 68 at UND 12-6-52
30—Chuck Wolfe in UND 94, Morningside 74 at UND 1-30-53
30—Jon Haaven in Morningside 75, UND 63 at Sioux City, Iowa 1-4-57
30—Jon Haaven in North Dakota State 91, UND 87 at Fargo 2-16-57
30—Larry Hanson in UND 77, Alaska 57 at Seward, Alaska 12-20-62
30—Tom Nesbitt in Montana 79, UND 77 at UND 12-6-63
30—Phil Jackson in UND 85, DePaul 74 at UND 1-4-65
30—Phil Jackson in UND 97, Parsons 75 at UND 1-20-65
30—Phil Jackson in Augustana 81, UND 76 at UND 2-4-67
30—Dave Godfread in UND 106, Eastern Montana 73 at UND 2-3-69
30—Austin Martin in UND 76, Northern Michigan 70 at Marquette 1-14-74
30—Jim Goodrich in UND 87, Augustana 82 at Sioux Falls 12-30-75
30—Chris Fahrback in UND 70, South Dakota State 65 at UND 2-10-79
30—Aaron Harris in UND 71, South Dakota 67 at UND 2-7-81
30—Steve Staver in UND 89, South Dakota 61 at Sioux Falls, 12-29-86
30—Ed Cox in UND 83, Mankato State 67 at UND 1-30-87
30—Dave Vonesh in UND 82, Northern Michigan 74 at Marquette 12-7-88
30—Mike Boschee in UND 90, North Dakota State 85 at Fargo 1-21-89
30—Dave Vonesh in UND 76, Nebraska-Omaha 67 at Sioux Falls, 3-9-91
30—Chris Gardner in UND 80, North Dakota State 63 at UND, 2-22-92
30—Scott Guldseth in UND 79, Morningside 76 at Sioux City, Iowa 2-14-92
30—Dave Rettker in UND 87, South Dakota State 77 at UND 2-5-94
30—Travis Tuttle in UND 100, South Dakota 95 (OT) at Vermillion 3-4-95
30—Travis Tuttle in UND 96, South Dakota State 71 at UND 2-11-96
30—Brian Ehrp in UND 85, Augustana 77 at Sioux Falls, S.D. 1-13-96
30—Hunter Reinke in UND 111, Moorhead St. 106 (OT) at Moorhead 12-7-96
30—Travis Tuttle in UND 97, South Dakota 78 at UND 1-3-97
30—Brady Larson in UND 98, Augustana 89 at Sioux Falls, S.D. 2-25-2000
30—Jerome Beasley in Nebraska-Omaha 81, UND 73, at UND 3-4-2003
30—Todd Rypkema in Minnesota State 81, UND 77 at MSU 2-28-2004
30—Troy Huff in SDSU 77, UND 70, at UND 11-21-2013
30—Quinton Hooker in UND 85, Southern Utah 80 at BST 3-8-2016
30—Quinton Hooker in UND 94, Mayville State 66 at UND 11-15-2016
30—Geno Crandall in Northern Colorado 93, UND 90 1-20-2018
30—B.J. Omot in UND 82, Kansas City 69 1-13-2024



SINGLE-SEASON RECORDS

SCORING AVERAGE

(Minimum 20 games played)

1. Phil Jackson (1966-67)	27.4
2. Jerome Beasley (2002-03)	26.6
3. Chuck Wolfe (1952-53)	24.8
4. Jon Haaven (1956-57)	23.4
5. Jon Haaven (1953-54)	23.1
6. Travis Tuttle (1995-96)	22.9
7. Dave Vonesh (1989-90)	22.5
8. Phil Jackson (1965-66)	21.8
9. Jerome Beasley (2001-02)	21.7
10. Travis Tuttle (1994-95)	20.8

REBOUNDING

1. Dave Vonesh (1989-90)	410
2. Dan Clausen (1980-81)	376
3. Phil Jackson (1965-66)	374
Phil Jackson (1966-67)	374
5. Dave Vonesh (1990-91)	372
6. Phil Jackson (1964-65)	361
7. Dan Clausen (1981-82)	360
8. Dave Vonesh (1987-88)	347
9. Don Augustin (1954-55)	335
10. Steve Brekke (1981-82)	334

GAMES PLAYED

1. Solomon Ayinla (1989-90)	35
Mike Boschee (1989-90)	35
Rico Burkett (1989-90)	35
Ben Jacobson (1989-90)	35
Dave Vonesh (1989-90)	35
David Robertson (1989-90)	35
7. Aaron Anderson (2013-14)	34
Quinton Hooker (2013-14)	34
Jamal Webb (2013-14)	34
Aaron Anderson (2010-11)	34
Troy Huff (2010-11)	34
Patrick Mitchell (2010-11)	34
Josh Schuler (2010-11)	34
Jamal Webb (2010-11)	34

FIELD GOALS MADE

1. Dave Vonesh (1989-90)	303
2. Jerome Beasley (2002-03)	293
3. Phil Jackson (1966-67)	252
4. Jerome Beasley (2001-02)	251
5. Hunter Reinke (1999-00)	249
6. Chris Gardner (1993-94)	244
7. Dave Vonesh (1990-91)	234
8. Phil Jackson (1965-66)	238
9. Chris Fahrback (1978-79)	223
10. Scott Guldseth (1990-91)	221

FIELD GOALS ATTEMPTED

1. Jerome Beasley (2002-03)	571
2. Dave Vonesh (1989-90)	500
3. Mark Lindahl (1974-75)	491
4. Aaron Harris (1981-82)	478
5. Jerome Beasley (2001-02)	471
6. Mark Lindahl (1975-76)	470
7. Phil Jackson (1966-67)	468
8. Troy Huff (2013-14)	467
9. Chuck Wolfe (1952-53)	461
10. Mike Boschee (1989-90)	456

FIELD GOAL PERCENTAGE

(Minimum 150 FGM)

1. Todd Johnson (1992-93)	.643
2. Chris Gardner (1993-94)	.623
3. Todd Rypkema (2004-05)	.613
4. Conner Avants (2018-19)	.607
5. Dave Vonesh (1989-90)	.606
6. Chris Gardner (1991-92)	.588
7. Dave Vonesh (1990-91)	.582
8. Filip Rebraca (2019-20)	.579
9. Chris Gardner (1992-93)	.574
10. Todd Johnson (1993-94)	.572

FREE THROWS MADE

1. Phil Jackson (1966-67)	208
2. Dave Vonesh (1990-91)	191
3. Troy Huff (2013-14)	190
4. Chuck Wolfe (1952-53)	184
5. Dave Vonesh (1989-90)	182
6. Marlon Stewart (2019-20)	173
7. Quinton Hooker (2015-16)	169
8. Don Augustin (1954-55)	161
9. Phil Jackson (1965-66)	155
10. Jerome Beasley (2002-03)	153
Scott Guldseth (1992-93)	153

FREE THROWS ATTEMPTED

1. Phil Jackson (1966-67)	278
2. Troy Huff (2013-14)	250
3. Chuck Wolfe (1952-53)	238
4. Dave Vonesh (1989-90)	235
5. Dave Vonesh (1990-91)	231
6. Marlon Stewart (2019-20)	221
7. Jerome Beasley (2002-03)	208
Don Augustin (1954-55)	208
9. Chris Gardner (1993-94)	206
Mahlon Sanders (1970-71)	206

FREE THROW PERCENTAGE

(Minimum 100 FTM)

1. Hunter Berg (1998-99)	.900
2. Scott Guldseth (1992-93)	.869
3. Quinton Hooker (2016-17)	.865
4. Aaron Anderson (2011-12)	.860
5. Quinton Hooker (2015-16)	.858
6. Fred Lukens (1976-77)	.835
7. Al Jenkins (1968-69)	.830
8. Dave Vonesh (1990-91)	.827
9. Scott Guldseth (1991-92)	.821
10. Todd Johnson (1993-94)	.814

3-PT FGS MADE

1. Travis Tuttle (1994-95)	102
2. Travis Tuttle (1996-97)	96
3. Mike Boschee (1989-90)	95
4. Quinton Hooker (2016-17)	84
5. Travis Tuttle (1995-96)	81
Aanen Moody (2018-19)	81
Matt Norman (2022-23)	81
8. Jeff Brandt (2001-02)	80
9. Corey Baldwin (2016-17)	74
Treysen Eaglestaff (2023-24)	74

3-PT FGS ATTEMPTED

1. Mike Boschee (1989-90)	241
2. Mike Boschee (1988-89)	238
3. Travis Tuttle (1994-95)	230
4. Travis Tuttle (1996-97)	218
5. Travis Tuttle (1995-96)	198
Aanen Moody (2018-19)	198
7. Treysen Eaglestaff (2023-24)	194
8. Matt Norman (2022-23)	191
9. Quinton Hooker (2016-17)	189
10. Dale Jones (2017-18)	181

3-PT FG PERCENTAGE

(Minimum 75 Attempts)

1. Aaron Anderson (2011-12)	.481
2. Travis Bledsoe (2008-09)	.477
Hunter Reinke (1999-00)	.477
4. Scott Guldseth (1991-92)	.473
5. Billy Brown (2018-19)	.459
6. Travis Tuttle (1992-93)	.455
7. Ervin Youmans (2007-08)	.448
8. Quinton Hooker (2016-17)	.444
9. Travis Tuttle (1994-95)	.443
10. Travis Bledsoe (2007-08)	.442

ASSISTS

1. Rico Burkett (1989-90)	232
2. Burke Barlow (1993-94)	205
3. Ben Jacobson (1992-93)	203
4. Ray Jones (1973-74)	179
5. Rico Burkett (1990-91)	169
6. Marlon Stewart (2019-20)	168
7. Hunter Berg (1997-98)	167
8. Burke Barlow (1994-95)	157
9. Burke Barlow (1995-96)	155
10. Mario Porter (2001-02)	154

STEALS

1. Troy Huff (2013-14)	79
2. Rico Burkett (1989-90)	75
3. Jamal Webb (2012-13)	74
4. Dave Vonesh (1989-90)	70
5. Geno Crandall (2017-18)	67
6. Steve Brekke (1982-83)	66
7. Geno Crandall (2016-17)	64
8. Aaron Harris (1981-82)	60
Quinton Hooker (2015-16)	60
9. Troy Huff (2012-13)	59
Geno Crandall (2015-16)	59

BLOCKS

1. Chris Gardner (1991-92)	93
2. Dan Clausen (1981-82)	78
3. Chris Gardner (1992-93)	77
4. Chris Gardner (1990-91)	76
5. Chris Gardner (1993-94)	61
6. Patrick Mitchell (2010-11)	56
7. Dan Clausen (1980-81)	55
8. Dave Vonesh (1987-88)	49
9. Steve Staver (1986-87)	47
Mitch Wilmer (2012-13)	47



CAREER RECORDS

SCORING AVERAGE

(Minimum 1,000 career points)

1. Jerome Beasley (2001-03)	24.2
2. Chuck Wolfe (1950-53)	20.1
3. Phil Jackson (1964-67)	19.9
4. Jon Haaven (1951-57)	18.4
5. Travis Tuttle (1992-97)	17.9
6. Scott Guldseth (1989-93)	17.4
7. Dan Clausen (1980-82)	17.3
8. Dave Vonesh (1986-91)	16.8
9. Troy Huff (2010-14)	16.0
10. Marlon Stewart (2017-20)	15.2

REBOUNDING

1. Dave Vonesh (1987-91)	1,207
2. Don Augustin (1953-56)	1,142
3. Phil Jackson (1965-67)	1,109
4. Todd Johnson (1992-95)	904
5. Chris Gardner (1990-94)	797
6. Chuck Dodge (1970-72)	788
7. Troy Huff (2010-14)	750
8. Chad Mustard (1996-00)	741
9. Dan Clausen (1981-82)	736
10. Chris Fahrbach (1976-79)	733

GAMES PLAYED

1. Brady Danielson (2019-2024)	149
2. Aaron Anderson (2010-14)	133
3. Jamal Webb (2010-14)	131
Chris Gardner (1990-94)	131
David Robertson (1990-93)	131
6. Quinton Hooker (2013-17)	128
7. Scott Guldseth (1990-93)	126
8. Troy Huff (2010-14)	125
9. Derek Benter (2006-11)	124
10. Dave Vonesh (1987-91)	122
Cortez Seales (2015-19)	122

FIELD GOALS MADE

1. Scott Guldseth (1990-93)	806
2. David Vonesh (1987-91)	773
3. Chris Gardner (1990-94)	736
4. Troy Huff (2010-14)	698
5. Travis Tuttle (1993-97)	642
6. Todd Johnson (1992-95)	641
7. Phil Jackson (1965-67)	619
8. Chris Fahrbach (1976-79)	617
9. Jon Haaven (1952-57)	606
10. Quinton Hooker (2013-17)	592

FIELD GOALS ATTEMPTED

1. Scott Guldseth (1990-93)	1,634
2. Troy Huff (2010-14)	1,608
3. Travis Tuttle (1993-97)	1,425
4. Dave Vonesh (1987-91)	1,363
5. Quinton Hooker (2013-17)	1,278
6. Chris Fahrbach (1976-79)	1,215
7. Phil Jackson (1965-67)	1,214
8. Chris Gardner (1990-94)	1,209
9. Jon Haaven (1952-57)	1,207
10. Mike Greulich (1977-80)	1,129

FIELD GOAL PERCENTAGE

(Minimum 400 FGA)

1. Chris Gardner (1990-94)	.609
2. Todd Rypkema (2001-05)	.591
3. Todd Johnson (1992-95)	.571
4. Dave Vonesh (1987-91)	.567
5. Brian Ehrp (1994-97)	.558
6. Dan Clausen (1981-82)	.556
7. Conner Avants (2015-19)	.555
8. Emmanuel Little (2006-08)	.546
9. Filip Rebraca (2018-20)	.543
10. Chad Mustard (1996-00)	.527

FREE THROWS MADE

1. Dave Vonesh (1987-91)	507
2. Phil Jackson (1965-67)	470
3. Troy Huff (2010-14)	468
4. Scott Guldseth (1990-93)	466
5. Chad Mustard (1996-00)	452
6. Aaron Anderson (2010-14)	451
7. Quinton Hooker (2013-17)	433
8. Jon Haaven (1952-57)	422
9. Don Augustin (1953-56)	417
10. Chuck Wolfe (1951-53)	359

FREE THROWS ATTEMPTED

1. Troy Huff (2010-14)	686
2. Dave Vonesh (1987-91)	677
3. Phil Jackson (1965-67)	637
4. Chad Mustard (1996-00)	632
5. Chris Gardner (1990-94)	596
6. Jon Haaven (1952-57)	593
7. Scott Guldseth (1990-93)	558
8. Don Augustin (1953-56)	557
9. Aaron Anderson (2010-14)	555
10. Quinton Hooker (2013-17)	523

FREE THROWS PERCENTAGE

(Minimum 100 FTA)

1. Mike Boschee (1987-90)	.880
2. Hunter Berg (1998-99)	.878
3. Josh Doyle (2004-08)	.877
4. Al Jenkins (1968-69)	.851
5. Matt Norman (2021-23)	.838
6. Scott Guldseth (1990-93)	.835
7. Fred Lukens (1975-77)	.833
8. Quinton Hooker (2013-17)	.828
9. Travis Tuttle (1993-97)	.825
10. Ervin Youmans (2006-08)	.821

3-PT FGS MADE

1. Travis Tuttle (1993-97)	350
2. Jeff Brandt (2000-03)	215
3. Patrick Mitchell (2007-12)	205
4. Mike Boschee (1987-90)	199
5. Brady Larson (1996-00)	185
6. Travis Bledsoe (2006-10)	184
7. Quinton Hooker (2013-17)	180
8. Aaron Anderson (2010-14)	147
9. Tom Jacobson (1998-01)	146
10. Troy Huff (2010-14)	141

3-PT FGS ATTEMPTED

1. Travis Tuttle (1993-97)	802
2. Jeff Brandt (2000-03)	583
3. Patrick Mitchell (2007-12)	546
4. Mike Boschee (1987-90)	498
5. Brady Larson (1996-00)	487
6. Troy Huff (2010-14)	478
7. Quinton Hooker (2013-17)	436
8. Travis Bledsoe (2006-10)	420
9. Evan Lindahl (2002-06)	393
10. Marlon Stewart (2017-20)	375

3-PT FG PERCENTAGE

(Minimum 100 Attempts)

1. Ervin Youmans (2006-08)	.451
2. Travis Bledsoe (2006-10)	.438
3. Travis Tuttle (1993-97)	.436
4. Scott Guldseth (1990-93)	.424
5. Aaron Anderson (2010-14)	.412
Travis Bledsoe (2006-2010)	.412
7. Tom Jacobson (1998-01)	.411
8. Hunter Reinke (1996-00)	.410
9. Marcus Travis (1996-00)	.403
Aanen Moody (2018-20)	.403

ASSISTS

1. Burke Barlow (1993-95)	595
2. Jamal Webb (2010-14)	485
3. Ben Jacobson (1990-93)	420
4. Quinton Hooker (2013-17)	417
5. Rico Burkett (1990-91)	401
6. Rick Bouchard (1977-79)	392
7. Geno Crandall (2015-18)	379
8. Aaron Anderson (2010-14)	360
9. Marlon Stewart (2017-20)	335
10. Doug Moe (1978-81)	330

STEALS

1. Jamal Webb (2010-14)	240
2. Troy Huff (2010-14)	228
3. Quinton Hooker (2013-17)	195
4. Geno Crandall (2015-18)	190
5. Scott Guldseth (1990-93)	178
6. Aaron Anderson (2010-14)	141
7. Rico Burkett (1990-91)	127
8. Chris Gardner (1990-94)	124
9. Dave Vonesh (1987-91)	122
10. Steve Brekke (1982-83)	116
Burke Barlow (1993-96)	116

BLOCKS

1. Chris Gardner (1990-94)	313
2. Patrick Mitchell (2007-12)	157
3. Dan Clausen (1981-82)	133
Kyle Behrens (1998-01)	133
5. Dave Vonesh (1987-91)	118
6. Scott Guldseth (1990-93)	106
7. Todd Rypkema (2001-05)	102
8. Filip Rebraca (2018-2021)	75
9. Steve Staver (1986-87)	73
10. Mark Basco (1983-86)	72



GAME 1

L, 56-82



Official Basketball Box Score - Final
North Dakota at Colorado St.
 11/04/24 Moby Arena, Fort Collins
 2024-25 Men's Basketball

Game Time: 7:30 PM
 Game Duration: 1:50
 Attendance: 4,060

Officials: Verne Harris, Daniel Nguyen, Tony Meeks

North Dakota - 56

Record: 0-1

NO.	Name	Min	FG			Rebounds			Fouls		TP	AS	TO	ST	Blocks		+/-	
			M-A	3P-M-A	FT-M-A	OR	DR	TOT	PF	FD					BS	BA		
4	Dariyus Woodson	F 29:45	1-3	0-2	5-7	1	4	5	0	4	7	0	1	0	0	0	-10	
9	Amar Kuljuhovic	C 21:41	1-5	1-3	6-8	0	4	4	3	6	9	0	4	0	1	1	-17	
2	Eli King	G 17:48	2-3	1-2	0-0	0	2	2	5	2	5	0	1	1	0	0	-15	
3	Mier Panoam	G 24:02	4-10	0-1	2-4	0	5	5	3	3	10	2	2	2	1	2	-9	
52	Treysen Eaglestaff	G 24:35	5-9	2-3	0-0	0	1	1	3	2	12	1	2	0	0	1	-17	
11	Reggie Thomas	23:18	2-6	0-1	2-2	0	2	2	0	1	6	1	5	0	1	1	-14	
21	Mambourou Mara	20:38	0-3	0-2	0-0	0	3	3	1	0	0	0	0	0	0	0	-22	
34	Brian Mathews	15:49	1-4	0-0	0-0	1	2	3	3	2	2	1	3	0	0	0	-8	
5	Deng Mayar	14:56	1-5	1-2	2-2	1	3	4	1	3	5	0	1	1	0	1	-16	
1	Zach Kraft	05:42	0-0	0-0	0-0	0	0	0	0	0	0	0	0	0	0	0	-1	
15	Ryan Erikson	01:46	0-0	0-0	0-0	0	0	0	0	0	0	0	1	0	0	0	-1	
Team																		
Totals			17-48	5-16	17-23	5	27	32	19	23	56	5	21	4	3	6	-26	

Shooting By Period		
1st FG%	7-22	31.8%
3PT%	1-7	14.3%
FT%	7-10	70%
2nd FG%	10-26	38.5%
3PT%	4-9	44.4%
FT%	10-13	76.9%
GM FG%	17-48	35.4%
3PT%	5-16	31.3%
FT%	17-23	73.9%

Dead Ball Rebounds: 0, 0

FIRST HALF

15:56 - CSU 13, UND 5
 (8-0 CSU run; 2:30 UND scoring drought)

11:14 - CSU 19, UND 15
 (UND 4-of-5 shooting on 10-6 run)

7:15 - CSU 23, UND 17
 (CSU 1-of-last-7 shooting; 2:30 CSU scoring drought)

3:42 - CSU 31, UND 17
 (CSU 8-0 run over 3:04; UND 0-of-last-4, 3 TO last 4:00)

HALF - CSU 39, UND 22

SECOND HALF

15:44 - CSU 51, UND 29
 (CSU 5-of-last-7 shooting)

11:53 - CSU 64, UND 33
 (CSU 7-of-last-8 shooting, CSU 13-4 run)

7:40 - CSU 72, UND 47
 (UND 14-7 run)

4:00 - CSU 74, UND 51
 (CSU 0 pts last 2:52)

FINAL - CSU 82, UND 56

SATHER SAID IT

"WE GOT TO FIND OUT WHAT ADVERSITY WAS LIKE...I DIDN'T THINK WE HANDED ADVERSITY SO WELL IN THE FIRST TWENTY MINUTES. THE GUYS REALLY RESPONDED IN THE SECOND TWENTY MINUTES. DEFENSIVELY, WE WEREN'T NEARLY GOOD ENOUGH IN THAT SECOND HALF, BUT WE TOOK CARE OF THE BALL BETTER AND PLAYED WITH A LOT BETTER PURPOSE IN THE SECOND HALF. THE GUYS WERE DEFINITELY A LOT MORE CONNECTED AND ENGAGED TO EACH OTHER.... TO BE A TEAM THAT WINS, YOU HAVE TO BE A TEAM THAT KNOWS HOW TO LOSE AND WHAT I MEAN BY THAT IS THAT WHEN IT DOESN'T GO YOUR WAY, YOU GOTTA BE A TEAM THAT CAN HANDLE THAT, GET BETTER FROM IT AND LEARN."

HC PAUL SATHER
 POSTGAME VS. CSU
 100.3 THE CAT

Colorado St. - 82

Record: 1-0

NO.	Name	Min	FG			Rebounds			Fouls		TP	AS	TO	ST	Blocks		+/-	
			M-A	3P-M-A	FT-M-A	OR	DR	TOT	PF	FD					BS	BA		
8	Jaylen Crocker-Johnson	F 09:54	4-6	1-2	0-1	0	2	2	3	1	9	2	0	0	1	0	11	
0	Kyan Evans	G 23:14	3-6	0-1	0-1	0	2	2	3	1	6	3	2	5	0	1	3	
10	Nique Clifford	G 33:09	9-12	2-3	0-4	1	13	14	4	4	20	4	2	1	1	0	30	
15	Jalen Lake	G 26:12	3-7	1-3	0-0	0	1	1	2	1	7	3	1	0	0	1	13	
25	Ethan Morton	G 23:54	1-1	0-0	2-5	2	3	5	3	4	4	0	1	2	1	0	12	
35	Kyle Jorgensen	18:33	4-7	0-3	1-1	1	6	7	3	2	9	2	1	1	3	0	13	
11	Keshawn Williams	22:46	6-9	0-2	2-4	0	1	1	0	3	14	1	0	2	0	0	14	
13	Bowen Born	24:28	2-8	0-3	3-3	1	0	1	2	3	7	7	0	1	0	1	22	
21	Rashaan Mbemba	14:18	2-2	0-0	0-0	0	2	2	3	0	4	3	2	0	0	0	10	
14	Luke Murphy	01:46	0-0	0-0	0-0	0	0	0	0	0	0	0	0	0	0	0	1	
44	Jaden Steppe	01:46	1-2	0-0	0-0	0	0	0	0	0	2	0	1	0	0	0	1	
Team																		
Totals			35-60	4-17	8-19	5	32	37	23	19	82	25	10	12	6	3	26	

Shooting By Period		
1st FG%	17-30	56.7%
3PT%	1-7	14.3%
FT%	4-10	40%
2nd FG%	18-30	60.0%
3PT%	3-10	30.0%
FT%	4-9	44.4%
GM FG%	35-60	58.3%
3PT%	4-17	23.5%
FT%	8-19	42.1%

Dead Ball Rebounds: 4, 0

Technical Fouls::NONE

	UND	CSU
Biggest lead	0 (1st 20:00)	34 (2nd 11:03)
Best Scoring Run	7 (2nd 10:08)	12 (2nd 13:09)
Lead Changes	0	
Times Tied	2	
Time with Lead	00:00	38:45

Points from	UND	CSU
Turnovers	8	15
Paint	18	52
Second Chance	1	5
Fast Breaks	4	22
Bench	13	36

Period by Period Scoring	UND			CSU		
	1st	2nd	TOT	1st	2nd	TOT
UND	22	34	56			
CSU	39	43	82			

EARLY TURNOVERS PLAGUE HAWKS AT COLORADO STATE

NORTH DAKOTA EMPLOYS IMPROVED SECOND-HALF EFFORT IN SEASON OPENER

FORT COLLINS, Colo. - Fifteen first-half turnovers plagued North Dakota men's basketball on Monday night inside the tightly-constructed confines of Moby Arena in Fort Collins, Colorado, as Colorado State, an at-large participant in two of the last three NCAA Tournaments, turned a 17-point halftime advantage into an 82-56 victory in the season opener for both sides.

The Hawks (0-1) battled the host Rams throughout the game's first dozen or so minutes as the Mountain West Conference member led by just two possessions at the 7:42 mark of the first half despite ten UND turnovers to that point of the contest. Out of the under-8 media, Colorado State (1-0) crafted an 8-0 run and coupled their offensive successes with a three-plus minute scoring drought from the Hawks which aided CSU's lead in blooming to 14 at 31-17 at the final media stoppage before the intermission.

The Hawks held their own early using an in-traffic bucket by sophomore guard Mier Panoam and a right wing three from senior forward Amar Kuljuhovic as the contest was even at five through the opening ninety seconds. However, turnovers became the issue, the first stretch of which aided a scoring drought, as CSU used an 8-0 to take a 13-5 lead through the first stoppage.

North Dakota cut down its deficit to 19-15 by virtue of a 10-6 run highlighted by a 45-second sequence from senior big man Brian Mathews who delivered a helper to a moving Eli King who finished off glass a possession prior to Mathews nailing a midrange jumper in the paint on a dime from a driving Panoam.

UND showcased a much improved effort in the second half as the Rams outscored the Hawks by just nine points, while the visitors committed only six turnovers in the final twenty minutes. Colorado State carried its momentum at the break into the second half as the lead grew to 31 with just over eight minutes expired in the frame.

The Hawks worked to get the deficit under 30 as a 14-7 UND run down through the under-8 media timeout was highlighted by a pair of three-point makes from junior guard Treysen Eaglestaff. Those buckets by the North Dakota native sandwiched a 6-2 advantage by the Hawks which included a Panoam pull up, a drive to the basket by junior guard Reggie Thomas and a pair of free throws from senior Deng Mayar. UND attempted 13 shots from the charity stripe in the second half making ten to finish at nearly 77% for the game.

GAME 3



W, 77-71



Official Basketball Box Score - Final
Utah Valley at North Dakota
 11/14/24 Betty Engelstad Sioux Center, Grand Forks
 2024-25 Men's Basketball

Game Time: 12:00 PM
 Game Duration: 2:03
 Attendance: 2,131

Officials: Brian McAnally, Kevin Raher, Jermaine Rogers

Utah Valley - 71

Record: 2-1

NO.	Name	Min	FG			3P			FT			Rebounds			Fouls		TP	AS	TO	ST	Blocks		+/-
			M-A	M-A	M-A	M-A	OR	DR	TOT	PF	FD	BS	BA										
8	Hayden Welling	F 34:34	2-8	1-4	1-1	1	7	8	1	1	6	5	1	1	1	1	1	1	1	2	0	-5	
35	Ethan Potter	F 24:41	10-11	0-1	0-0	3	5	8	4	0	20	0	1	0	1	0	1	0	1	0	0	-9	
0	Dominick Nelson	G 33:23	3-9	0-2	6-9	2	5	7	4	7	12	0	4	0	0	1	4	0	0	1	0	-4	
5	Tanner Toolson	G 34:00	3-12	1-6	3-4	2	3	5	1	3	10	1	4	2	0	0	0	0	0	0	0	-6	
10	Trevan Leonhardt	G 29:13	5-10	2-4	0-0	0	3	3	3	2	12	5	1	1	1	0	1	1	0	1	1	1	
2	Jackson Holcombe	10:38	0-0	0-0	2-3	2	1	3	4	2	2	0	1	1	0	0	1	0	0	0	0	-5	
3	Kylin Green	10:47	0-3	0-1	2-2	0	0	0	0	1	2	0	1	0	0	0	0	0	0	0	0	-7	
32	Majer Sullivan	03:26	0-0	0-0	0-0	0	0	0	1	0	0	1	0	0	0	0	0	0	0	0	0	-1	
13	Cory Wells	16:38	2-2	0-0	3-4	0	1	1	4	3	7	0	2	5	3	0	5	3	0	0	5		
7	Noah Taitz	02:41	0-0	0-0	0-0	0	0	0	0	0	0	0	0	0	0	0	0	0	0	0	0	1	
Team									1 1 2			0		0									
Totals			25-55	4-18	17-23	11	26	37	22	19	71	12	15	10	6	2	6						

Technical Fouls::NONE

Shooting By Period		
1st	FG%	13-25 52.0%
	3PT%	3-9 33.3%
	FT%	5-6 83.3%
2nd	FG%	12-30 40.0%
	3PT%	1-9 11.1%
	FT%	12-17 70.6%
GM	FG%	25-55 45.5%
	3PT%	4-18 22.2%
	FT%	17-23 73.9%

Dead Ball Rebounds: 3, 0

North Dakota - 77

Record: 2-1

NO.	Name	Min	FG			3P			FT			Rebounds			Fouls		TP	AS	TO	ST	Blocks		+/-
			M-A	M-A	M-A	M-A	OR	DR	TOT	PF	FD	BS	BA										
5	Deng Mayar	F 10:46	0-3	0-1	0-0	1	0	1	1	0	0	0	0	2	1	0	1	0	1	0	1	-3	
9	Amar Kuljuhovic	C 28:09	6-7	0-0	5-9	2	4	6	2	6	17	4	3	0	0	0	8	0	0	0	0	8	
2	Eli King	G 34:28	1-8	0-4	0-0	2	6	8	4	2	2	3	0	3	1	1	11	0	0	0	0	11	
3	Mier Panoam	G 30:17	2-7	0-0	3-5	3	2	5	2	4	7	0	2	1	1	3	6	0	0	0	0	6	
52	Treysen Eaglestaff	G 33:31	10-17	3-6	8-9	0	1	1	2	7	31	3	3	0	0	2	2	3	0	0	2	2	
11	Reggie Thomas	16:31	2-5	1-2	0-0	2	0	2	3	0	5	1	2	0	0	1	4	1	0	0	1	4	
34	Brian Mathews	11:23	2-6	0-0	0-1	1	3	4	1	1	4	1	0	0	0	0	0	0	0	0	0	0	
4	Dariyus Woodson	26:43	2-5	1-4	4-4	0	2	2	3	2	9	1	0	1	0	0	7	1	0	0	0	7	
21	Mambourou Mara	05:32	1-2	0-1	0-0	0	0	0	1	0	2	0	1	1	0	0	-5	0	0	0	0	-5	
13	George Natsvishvili	02:40	0-0	0-0	0-0	0	0	0	0	0	0	0	0	0	0	0	0	0	0	0	0	0	
Team						4 4 8			0		0												
Totals			26-60	5-18	20-28	15	22	37	19	22	77	13	13	7	2	6	6						

Technical Fouls::NONE

Shooting By Period		
1st	FG%	14-35 40.0%
	3PT%	2-9 22.2%
	FT%	3-6 50%
2nd	FG%	12-25 48.0%
	3PT%	3-9 33.3%
	FT%	17-22 77.3%
GM	FG%	26-60 43.3%
	3PT%	5-18 27.8%
	FT%	20-28 71.4%

Dead Ball Rebounds: 1, 0

	UVU	NoDAK
Biggest lead	4 (2 nd 15:59)	10 (2 nd 2:35)
Best Scoring Run	5 (1 st 0:29)	11 (2 nd 2:35)
Lead Changes	23	
Times Tied	7	
Time with Lead	11:54	26:29

Points from	UVU	NoDAK
Turnovers	15	18
Paint	36	38
Second Chance	11	14
Fast Breaks	10	6
Bench	11	20

Period by Period Scoring	1st	2nd	TOT
UVU	34	37	71
NoDAK	33	44	77

FIRST HALF

14:57 – UND 10, UVU 6
 (UND 4-of-last-5 FG)

11:53 – UND 12, UVU 11 (11 combined turnovers, 8-8 paint points)

7:09 – UND 22, UVU 22 (UND 3-of-last-3 FG, UND 6-2 2ndC)

4:04 – UND 29, UVU 25 (UND 7-0 run last 1:01, UVU 2:09 scoring drought)

1:53 – UND 31, UVU 29

HALF – UVU 34, UND 33

16:00 – UVU 40, UND 39
 (Combined 5-for-24 from 3pt)

11:41 – UVU 47, UND 46
 (13-13 in scoring)

6:39 – UND 56, UVU 55
 (UND 4-of-last-5 FG)

3:50 – UND 61, UVU 57 (UVU 0-of-last-4 FG, 2:22 scoring drought)

1:30 – UND 68, UVU 62 (UVU 1-of-last-7 FG)

:18.9 – UND 75, UVU 70 (UVU 3-of-last-3 FG)

FINAL – UND 77, UVU 71

SATHER SAID IT

"GOOD GAME. GOOD 40 MINUTES. THE THING IS IT WAS REALLY FAR FROM BEING PERFECT. BUT I REALLY FELT LIKE FROM THE BENCH TO THE GUYS ON THE FLOOR THAT STARTED THE GAME. THE ENERGY, THE CONNECTIVITY. EVERYTHING WAS WHERE YOU WANT IT TO BE. IT WASN'T WITHOUT MISTAKES AND IT WAS WITH IMPERFECTIONS. YOU'RE ALWAYS GOING TO HAVE THOSE. BUT THAT'S WHERE YOU START IT WITH. GUYS HAVING PURPOSE AND URGENCY ABOUT THEM."

HC PAUL SATHER
 POSTGAME VS. UVU
 POSTGAME PRESSER

EAGLESTAFF'S 31 POWERS HAWKS TO WIN OVER UTAH VALLEY

JUNIOR GUARD DELIVERS SECOND 30-POINT PERFORMANCE OF CAREER; UND OUTLASTS THE WAC'S WOLVERINES

GRAND FORKS, N.D. – Junior guard Treysen Eaglestaff delivered 31 points on a career-high ten made shots, North Dakota went toe-to-toe with Utah Valley inside, and the Hawks finished the back-and-forth affair in the win column treating a lively Betty Engelstad Sioux Center, jam packed with nearly 1,000 local elementary kids, to a 77-71 victory in the home opener on Thursday afternoon.

It was a battle from start to finish as a frantic pace developed early and arose several more times throughout the non-conference match up. The action featured 23 lead changes with the two sides deadlocked seven times. UND bested the Wolverines inside matched their Western Athletic Conference opposition in rebounding (38-38) which included 15 offensive rebounds in addition to finishing +2 in paint points (38-36).

Trailing 57-56 with 5:50 remaining in the game, junior guard Eli King stuffed a baseline shot attempt to keep the deficit at one and 15 seconds later Eaglestaff nailed a step-back three from the right wing to push the Hawks out front 59-57. The following trip down the floor, sophomore guard Mier Panoam remained instep with a driving Trevan Leonhardt and denied a shot off the glass with 5:11 to play. While Eaglestaff' first three-point make of the afternoon, a rhythm three around the 15:20 mark of the second half, cut the Hawks' deficit to one at 43-42 and his second gave the host a lead with under six to play, it was his third hit from deep, with less than 3:30 to play, that put the Hawks up seven at 64-57. The lead grew to nine on UND's next possession as Panoam helped a trapped Eaglestaff along the right wing before driving by a defender and finishing through contact with a successful free throw attempt moments later.

UND put the Wolverines away at the stripe as four different Hawks knocked in free throws in the final minute with perfect trips to the line from junior forward Dariyus Woodson, Eaglestaff and Panoam. UND absorbed the scoring efforts of four Wolverines that finished in double figures. Ethan Potter led UVU with 20 points, Dominick Nelson and Leonhardt each added a dozen and Tanner Toolson followed with ten.

Not to be lost in Eaglestaff's scoring output was senior forward Amar Kuljuhovic's 17 points on an efficient 6-of-7 shooting with five makes from the charity stripe. He added six rebounds with five coming in the second half. Additionally, King, who finished with just a bucket, delivered in every other aspect of the box score recording a game-high eight rebounds, three assists, three steals and a block. His first ten minutes were pivotal for the Hawks as King grabbed a pair of offensive rebounds and two steals.



2024-25 North Dakota Men's Basketball Combined Team Statistics All games

Game Records

Record	Overall	Home	Away	Neutral
ALL GAMES	2-1	1-0	0-1	1-0
CONFERENCE	0-0	0-0	0-0	0-0
NON-CONFERENCE	2-1	1-0	0-1	1-0

Score by Periods

Team	1st	2nd	OT	TOT
North Dakota	99	119	0	218
Opponents	98	109	0	207

Team Box Score

No.	Player				Total		3-Point		F-Throw		Rebounds											
		GP-GS	MIN	AVG	FG-FGA	FG%	3FG-3FGA	3FG%	FT-FTA	FT%	OFF	DEF	TOT	AVG	PF	DQ	A	TO	BLK	STL	PTS	AVG
52	EAGLESTAFF, Treysen	3-3	80:56	27.0	19-36	.528	6-14	.429	16-17	.941	1	5	6	2.0	6	0	8	6	0	1	60	20.0
9	KULJUHOVIC, Amar	3-3	64:13	21.4	10-19	.526	1-4	.250	15-24	.625	4	13	17	5.7	5	0	4	7	1	0	36	12.0
3	PANOAM, Mier	3-3	71:28	23.8	11-25	.440	0-1	.000	5-9	.556	6	11	17	5.7	5	0	2	6	2	3	27	9.0
4	WOODSON, Dariyus	3-1	70:09	23.4	6-11	.545	4-9	.444	11-13	.846	1	13	14	4.7	4	0	1	1	0	1	27	9.0
11	THOMAS, Reggie	3-0	59:05	19.7	6-19	.316	2-5	.400	4-6	.667	2	2	4	1.3	5	0	6	7	1	2	18	6.0
2	KING, Eli	3-3	70:36	23.5	6-15	.400	2-8	.250	2-2	1.000	2	11	13	4.3	10	1	3	2	2	4	16	5.3
15	ERIKSON, Ryan	2-0	13:55	7.0	4-9	.444	0-3	.000	0-0	.000	0	4	4	2.0	1	0	1	4	0	1	8	4.0
34	MATHEWS, Brian	3-0	38:08	12.7	5-14	.357	0-0	.000	0-1	.000	4	5	9	3.0	4	0	2	3	0	1	10	3.3
22	BOTHUN, Matthew	1-0	06:32	6.5	1-2	.500	0-1	.000	0-0	.000	0	0	0	0.0	0	0	0	0	0	0	2	2.0
5	MAYAR, Deng	3-2	38:30	12.8	1-11	.091	1-4	.250	2-2	1.000	2	5	7	2.3	3	0	0	5	1	3	5	1.7
1	KRAFT, Zach	2-0	18:39	9.3	1-3	.333	1-3	.333	0-0	.000	0	2	2	1.0	1	0	1	0	0	0	3	1.5
21	MARA, Mambourou	3-0	37:18	12.4	2-7	.286	0-3	.000	0-0	.000	2	4	6	2.0	4	0	0	1	0	2	4	1.3
13	NATSVISHVILI, George	2-0	18:09	9.1	1-3	.333	0-2	.000	0-0	.000	1	1	2	1.0	0	0	2	0	1	0	2	1.0
33	DOPPLER, Anthony	1-0	12:20	12.3	0-0	.000	0-0	.000	0-0	.000	0	2	2	2.0	1	0	0	1	0	1	0	0.0
Team											9	7	16					1				
Total		3	600		73-174	.420	17-57	.298	55-74	.743	34	85	119	39.7	49	1	30	44	8	19	218	72.7
Opponents		3	600		84-182	.462	12-63	.190	27-45	.600	24	82	106	35.3	61	0	47	38	17	27	207	69.0

Team Statistics

	UND	OPP
Scoring	218	207
Points per game	72.7	69.0
Scoring margin	+3.7	-
Field goals-att	73-174	84-182
Field goal pct	.420	.462
3 point fg-att	17-57	12-63
3-point FG pct	.298	.190
3-pt FG made per game	5.7	4.0
Free throws-att	55-74	27-45
Free throw pct	.743	.600
F-Throws made per game	18.3	9.0
Rebounds	119	106
Rebounds per game	39.7	35.3
Rebounding margin	+4.3	-
Assists	30	47
Assists per game	10.0	15.7
Turnovers	44	38
Turnovers per game	14.7	12.7
Turnover margin	-2.0	-
Assist/turnover ratio	0.7	1.2
Steals	19	27
Steals per game	6.3	9.0
Blocks	8	17
Blocks per game	2.7	5.7
Winning streak	2	-
Home win streak	1	-
Attendance	2131	4060
Home games-Avg/Game	1-2131	1-4060
Neutral site-Avg/Game	-	1-1200

Team Results

Date	Opponent		Score	Att.
11/04/2024	at Colorado St.	L	56-82	4060
11/12/2024	vs Dickinson St.	W	85-54	1200
11/14/2024	Utah Valley	W	77-71	2131



2024-25 Notre Dame Men's Basketball Combined Team Statistics All games

Game Records

Record	Overall	Home	Away	Neutral
ALL GAMES	3-0	2-0	1-0	0-0
CONFERENCE	0-0	0-0	0-0	0-0
NON-CONFERENCE	3-0	2-0	1-0	0-0

Score by Periods

Team	1st	2nd	OT	TOT
Notre Dame	128	131	0	259
Opponents	98	102	0	200

Team Box Score

No.	Player				Total		3-Point		F-Throw		Rebounds											
		GP-GS	MIN	AVG	FG-FGA	FG%	3FG-3FGA	3FG%	FT-FTA	FT%	OFF	DEF	TOT	AVG	PF	DQ	A	TO	BLK	STL	PTS	AVG
3	BURTON, Markus	3-3	95:49	31.9	18-49	.367	3-15	.200	14-16	.875	0	15	15	5.0	8	0	18	5	0	5	53	17.7
7	DAVIS, Tae	3-3	63:38	21.2	14-25	.560	2-5	.400	19-22	.864	7	12	19	6.3	9	0	2	4	0	3	49	16.3
11	SHREWSBERRY, Braeden	3-3	96:27	32.2	17-30	.567	7-14	.500	5-5	1.000	1	11	12	4.0	1	0	4	4	2	2	46	15.3
14	NJIE, Kebba	3-3	61:54	20.6	13-17	.765	0-2	.000	3-5	.600	5	15	20	6.7	4	0	1	7	3	1	29	9.7
41	ALLOCCO, Matt	3-3	90:21	30.1	9-13	.692	6-10	.600	4-6	.667	1	10	11	3.7	5	0	11	1	0	1	28	9.3
21	CHEBUHAR, Burke	2-0	15:28	7.7	4-5	.800	4-5	.800	0-0	.000	2	2	4	2.0	1	0	1	2	0	0	12	6.0
20	KONIECZNY, J.R.	3-0	51:24	17.1	6-12	.500	2-5	.400	2-5	.400	1	10	11	3.7	3	0	4	2	1	0	16	5.3
25	KONSTANTYNOVSKYI, Nikita	3-0	36:11	12.1	6-8	.750	0-0	.000	0-0	.000	7	9	16	5.3	4	0	1	1	1	0	12	4.0
4	MOHAMMED, Sir	2-0	25:58	13.0	2-9	.222	0-5	.000	1-2	.500	2	5	7	3.5	4	0	4	3	1	0	5	2.5
2	IMES, Logan	3-0	30:03	10.0	3-4	.750	1-2	.500	0-0	.000	0	6	6	2.0	3	0	2	2	0	1	7	2.3
12	SUNDRRA, Garrett	2-0	04:45	2.4	1-1	1.000	0-0	.000	0-0	.000	0	0	0	0.0	0	0	0	1	0	0	2	1.0
1	ROPER II, Julian	3-0	24:12	8.1	0-1	.000	0-1	.000	0-0	.000	1	3	4	1.3	4	0	2	0	0	1	0	0.0
10	KELLY, JT	1-0	00:07	0.1	0-0	.000	0-0	.000	0-0	.000	0	0	0	0.0	0	0	0	0	0	0	0	0.0
5	CERTA, Cole	2-0	03:43	1.9	0-0	.000	0-0	.000	0-0	.000	0	1	1	0.5	0	0	0	0	0	0	0	0.0
Team											3	4	7				4					
Total		3	600		93-174	.534	25-64	.391	48-61	.787	30	103	133	44.3	46	0	50	36	8	14	259	86.3
Opponents		3	600		69-196	.352	30-97	.309	32-45	.711	33	61	94	31.3	56	1	43	26	11	22	200	66.7

Team Statistics

	ND	OPP
Scoring	259	200
Points per game	86.3	66.7
Scoring margin	+19.7	-
Field goals-att	93-174	69-196
Field goal pct	.534	.352
3 point fg-att	25-64	30-97
3-point FG pct	.391	.309
3-pt FG made per game	8.3	10.0
Free throws-att	48-61	32-45
Free throw pct	.787	.711
F-Throws made per game	16.0	10.7
Rebounds	133	94
Rebounds per game	44.3	31.3
Rebounding margin	+13.0	-
Assists	50	43
Assists per game	16.7	14.3
Turnovers	36	26
Turnovers per game	12.0	8.7
Turnover margin	-3.3	-
Assist/turnover ratio	1.4	1.7
Steals	14	22
Steals per game	4.7	7.3
Blocks	8	11
Blocks per game	2.7	3.7
Winning streak	3	-
Home win streak	2	-
Attendance	9253	8819
Home games-Avg/Game	2-4627	1-8819
Neutral site-Avg/Game	-	0-0

Team Results

Date	Opponent		Score	Att.
11/06/2024	Stonehill	W	89-60	5121
11/11/2024	Buffalo	W	86-77	4132
11/16/2024	at Georgetown	W	84-63	8819



**2024-25 North Dakota Men's Basketball
Category Leaders
All games**

Points

##	Player	G	Pts	Pts/G
52	Eaglestaff, Treysen	3	60	20.0
9	Kuljuhovic, Amar	3	36	12.0
3	Panoam, Mier	3	27	9.0
4	Woodson, Dariyus	3	27	9.0
11	Thomas, Reggie	3	18	6.0
2	King, Eli	3	16	5.3
34	Mathews, Brian	3	10	3.3
15	Erikson, Ryan	2	8	4.0
5	Mayar, Deng	3	5	1.7
21	Mara, Mambourou	3	4	1.3
1	Kraft, Zach	2	3	1.5
22	Bothun, Matthew	1	2	2.0
13	Natsvishvili, George	2	2	1.0

Scoring Average

##	Player	G	Pts	Pts/G
52	Eaglestaff, Treysen	3	60	20.0
9	Kuljuhovic, Amar	3	36	12.0
3	Panoam, Mier	3	27	9.0
4	Woodson, Dariyus	3	27	9.0
11	Thomas, Reggie	3	18	6.0
2	King, Eli	3	16	5.3
15	Erikson, Ryan	2	8	4.0
34	Mathews, Brian	3	10	3.3
22	Bothun, Matthew	1	2	2.0
5	Mayar, Deng	3	5	1.7
1	Kraft, Zach	2	3	1.5
21	Mara, Mambourou	3	4	1.3
13	Natsvishvili, George	2	2	1.0

Field Goal Percentage

##	Player	FG	Att	Pct
4	Woodson, Dariyus	6	11	.545
52	Eaglestaff, Treysen	19	36	.528
9	Kuljuhovic, Amar	10	19	.526
22	Bothun, Matthew	1	2	.500
15	Erikson, Ryan	4	9	.444
3	Panoam, Mier	11	25	.440
2	King, Eli	6	15	.400
34	Mathews, Brian	5	14	.357
1	Kraft, Zach	1	3	.333
13	Natsvishvili, George	1	3	.333
11	Thomas, Reggie	6	19	.316
21	Mara, Mambourou	2	7	.286
5	Mayar, Deng	1	11	.091

Field Goal Attempts

##	Player	G	Att	Att/G
52	Eaglestaff, Treysen	3	36	12.0
3	Panoam, Mier	3	25	8.3
9	Kuljuhovic, Amar	3	19	6.3
11	Thomas, Reggie	3	19	6.3
2	King, Eli	3	15	5.0

Field Goals Made

##	Player	G	Made	Made/G
52	Eaglestaff, Treysen	3	19	6.3
3	Panoam, Mier	3	11	3.7
9	Kuljuhovic, Amar	3	10	3.3
4	Woodson, Dariyus	3	6	2.0
11	Thomas, Reggie	3	6	2.0



**2024-25 North Dakota Men's Basketball
Category Leaders
All games**

3-Point FG Percentage

##	Player	3FG	Att	Pct
4	Woodson, Dariyus	4	9	.444
52	Eaglestaff, Treysen	6	14	.429
11	Thomas, Reggie	2	5	.400
1	Kraft, Zach	1	3	.333
9	Kuljuhovic, Amar	1	4	.250
2	King, Eli	2	8	.250
5	Mayar, Deng	1	4	.250

3-Point FG Attempts

##	Player	G	Att	Att/G
52	Eaglestaff, Treysen	3	14	4.7
4	Woodson, Dariyus	3	9	3.0
2	King, Eli	3	8	2.7
11	Thomas, Reggie	3	5	1.7
9	Kuljuhovic, Amar	3	4	1.3

3-Point FG Made

##	Player	G	Made	Made/G
52	Eaglestaff, Treysen	3	6	2.0
4	Woodson, Dariyus	3	4	1.3
11	Thomas, Reggie	3	2	0.7
2	King, Eli	3	2	0.7
9	Kuljuhovic, Amar	3	1	0.3

Free Throw Percentage

##	Player	Made	Att	Pct
2	King, Eli	2	2	1.000
5	Mayar, Deng	2	2	1.000
52	Eaglestaff, Treysen	16	17	.941
4	Woodson, Dariyus	11	13	.846
11	Thomas, Reggie	4	6	.667
9	Kuljuhovic, Amar	15	24	.625
3	Panoam, Mier	5	9	.556

Free Throw Attempts

##	Player	G	Att	Att/G
9	Kuljuhovic, Amar	3	24	8.0
52	Eaglestaff, Treysen	3	17	5.7
4	Woodson, Dariyus	3	13	4.3
3	Panoam, Mier	3	9	3.0
11	Thomas, Reggie	3	6	2.0

Free Throws Made

##	Player	G	Made	Made/G
52	Eaglestaff, Treysen	3	16	5.3
9	Kuljuhovic, Amar	3	15	5.0
4	Woodson, Dariyus	3	11	3.7
3	Panoam, Mier	3	5	1.7
11	Thomas, Reggie	3	4	1.3

Rebounds

##	Player	G	Reb	Reb/G
9	Kuljuhovic, Amar	3	17	5.7
3	Panoam, Mier	3	17	5.7
4	Woodson, Dariyus	3	14	4.7
2	King, Eli	3	13	4.3
34	Mathews, Brian	3	9	3.0

Assists

##	Player	G	Ast	Ast/G
52	Eaglestaff, Treysen	3	8	2.7
11	Thomas, Reggie	3	6	2.0
9	Kuljuhovic, Amar	3	4	1.3
2	King, Eli	3	3	1.0
3	Panoam, Mier	3	2	0.7

Rebounds Average

##	Player	G	Reb	Reb/G
9	Kuljuhovic, Amar	3	17	5.7
3	Panoam, Mier	3	17	5.7
4	Woodson, Dariyus	3	14	4.7
2	King, Eli	3	13	4.3
34	Mathews, Brian	3	9	3.0

Steals

##	Player	G	Stl	Stl/G
2	King, Eli	3	4	1.3
3	Panoam, Mier	3	3	1.0
5	Mayar, Deng	3	3	1.0
11	Thomas, Reggie	3	2	0.7
21	Mara, Mambourou	3	2	0.7



**2024-25 North Dakota Men's Basketball
Category Leaders
All games**

Offensive Rebounds

##	Player	G	OReb	OReb/G
3	Panoam, Mier	3	6	2.0
9	Kuljuhovic, Amar	3	4	1.3
34	Mathews, Brian	3	4	1.3
11	Thomas, Reggie	3	2	0.7
2	King, Eli	3	2	0.7

Blocked Shots

##	Player	G	Blk	Blk/G
3	Panoam, Mier	3	2	0.7
2	King, Eli	3	2	0.7
9	Kuljuhovic, Amar	3	1	0.3
11	Thomas, Reggie	3	1	0.3
5	Mayar, Deng	3	1	0.3

Defensive Rebounds

##	Player	G	DReb	DReb/G
9	Kuljuhovic, Amar	3	13	4.3
4	Woodson, Dariyus	3	13	4.3
3	Panoam, Mier	3	11	3.7
2	King, Eli	3	11	3.7
52	Eaglestaff, Treysen	3	5	1.7

Minutes

##	Player	G	Min	Min/G
52	Eaglestaff, Treysen	3	81	26:59
3	Panoam, Mier	3	71	23:49
2	King, Eli	3	71	23:32
4	Woodson, Dariyus	3	70	23:23
9	Kuljuhovic, Amar	3	64	21:24

Fouls

##	Player	G	PF	PF/G
2	King, Eli	3	10	3.3
52	Eaglestaff, Treysen	3	6	2.0
9	Kuljuhovic, Amar	3	5	1.7
3	Panoam, Mier	3	5	1.7
11	Thomas, Reggie	3	5	1.7

Turnovers

##	Player	G	TO	TO/G
9	Kuljuhovic, Amar	3	7	2.3
11	Thomas, Reggie	3	7	2.3
52	Eaglestaff, Treysen	3	6	2.0
3	Panoam, Mier	3	6	2.0
5	Mayar, Deng	3	5	1.7

Foul Outs

##	Player	G	FO
2	King, Eli	3	1



**2024-25 North Dakota Men's Basketball
Team Game-by-Game
All games**

Opponent	Date	Score	L	Total		3-Pointers		Free throws		Rebounds				PF	A	TO	BLK	STL	PTS	AVG
				FG-FGA	PCT	3FG-3FGA	PCT	FT-FTA	PCT	OFF	DEF	TOT	AVG							
at Colorado St.	11/04/2024	56-82	L	17-48	.354	5-16	.313	17-23	.739	5	27	32	32.0	19	5	21	3	4	56	56.0
vs Dickinson St.	11/12/2024	85-54	W	30-66	.455	7-23	.304	18-23	.783	14	36	50	41.0	11	12	10	3	8	85	70.5
Utah Valley	11/14/2024	77-71	W	26-60	.433	5-18	.278	20-28	.714	15	22	37	39.7	19	13	13	2	7	77	72.7
Total		218		73-174	.420	17-57	.298	55-74	.743	34	85	119	39.7	49	30	44	8	19	218	72.7
Opponents		207		84-182	.462	12-63	.190	27-45	.600	24	82	106	35.3	61	47	38	17	27	207	69.0

North Dakota Averages

Games Played	Points/game	FG Pct	3FG Pct	FT Pct	Rebounds/game	Assists/game	Turnovers/game	Assist/Turnover ratio	Steals/game	Blocks/game
3	72.7	42.0	29.8	74.3	39.7	10.0	14.7	0.7	6.3	2.7



**2024-25 North Dakota Men's Basketball
Opponents Game-by-Game
All games**

Opponent	Date	Score	L	Total		3-Pointers		Free throws		Rebounds										
				FG-FGA	PCT	3FG-3FGA	PCT	FT-FTA	PCT	OFF	DEF	TOT	AVG	PF	A	TO	BLK	STL	PTS	AVG
at Colorado St.	11/04/2024	56-82	L	35-60	.583	4-17	.235	8-19	.421	5	32	37	37.0	23	25	10	6	12	82	82.0
vs Dickinson St.	11/12/2024	85-54	W	24-67	.358	4-28	.143	2-3	.667	8	24	32	34.5	16	10	13	5	5	54	68.0
Utah Valley	11/14/2024	77-71	W	25-55	.455	4-18	.222	17-23	.739	11	26	37	35.3	22	12	15	6	10	71	69.0
Total		207		84-182	.462	12-63	.190	27-45	.600	24	82	106	35.3	61	47	38	17	27	207	69.0
North Dakota		218		73-174	.420	17-57	.298	55-74	.743	34	85	119	39.7	49	30	44	8	19	218	72.7

Opponents Averages

Games Played	Points/game	FG Pct	3FG Pct	FT Pct	Rebounds/game	Assists/game	Turnovers/game	Assist/Turnover ratio	Steals/game	Blocks/game
3	69.0	46.2	19.0	60.0	35.3	15.7	12.7	1.2	9.0	5.7



**2024-25 North Dakota Men's Basketball
Team High/Low Analysis
All games**

North Dakota - Game Highs

POINTS	85		vs Dickinson St. (N) (11/12/2024)
	77		Utah Valley (11/14/2024)
	56		at Colorado St. (11/04/2024)
FIELD GOALS MADE	30		vs Dickinson St. (N) (11/12/2024)
	26		Utah Valley (11/14/2024)
FIELD GOAL ATTEMPTS	66		vs Dickinson St. (N) (11/12/2024)
	60		Utah Valley (11/14/2024)
FIELD GOAL PERCENTAGE	.455	(30-66)	vs Dickinson St. (N) (11/12/2024)
	.433	(26-60)	Utah Valley (11/14/2024)
3 PT FG MADE	7		vs Dickinson St. (N) (11/12/2024)
	5		Utah Valley (11/14/2024)
	5		at Colorado St. (11/04/2024)
3 PT FG ATTEMPTS	23		vs Dickinson St. (N) (11/12/2024)
	18		Utah Valley (11/14/2024)
3 PT FG PERCENTAGE	.313	(5-16)	at Colorado St. (11/04/2024)
	.304	(7-23)	vs Dickinson St. (N) (11/12/2024)
FREE THROWS MADE	20		Utah Valley (11/14/2024)
	18		vs Dickinson St. (N) (11/12/2024)
FREE THROW ATTEMPTS	28		Utah Valley (11/14/2024)
	23		vs Dickinson St. (N) (11/12/2024)
	23		at Colorado St. (11/04/2024)
FREE THROW PERCENTAGE	.783	(18-23)	vs Dickinson St. (N) (11/12/2024)
	.739	(17-23)	at Colorado St. (11/04/2024)
REBOUNDS	50		vs Dickinson St. (N) (11/12/2024)
	37		Utah Valley (11/14/2024)
ASSISTS	13		Utah Valley (11/14/2024)
	12		vs Dickinson St. (N) (11/12/2024)
STEALS	8		vs Dickinson St. (N) (11/12/2024)
	7		Utah Valley (11/14/2024)
BLOCKED SHOTS	3		vs Dickinson St. (N) (11/12/2024)
	3		at Colorado St. (11/04/2024)
TURNOVERS	21		at Colorado St. (11/04/2024)
	13		Utah Valley (11/14/2024)
FOULS	19		Utah Valley (11/14/2024)
	19		at Colorado St. (11/04/2024)



**2024-25 North Dakota Men's Basketball
Team High/Low Analysis
All games**

Opponent - Game Highs

POINTS	82		at Colorado St. (11/04/2024)
	71		Utah Valley (11/14/2024)
	54		vs Dickinson St. (N) (11/12/2024)
FIELD GOALS MADE	35		at Colorado St. (11/04/2024)
	25		Utah Valley (11/14/2024)
FIELD GOAL ATTEMPTS	67		vs Dickinson St. (N) (11/12/2024)
	60		at Colorado St. (11/04/2024)
FIELD GOAL PERCENTAGE	.583	(35-60)	at Colorado St. (11/04/2024)
	.455	(25-55)	Utah Valley (11/14/2024)
3 PT FG MADE	4		Utah Valley (11/14/2024)
	4		vs Dickinson St. (N) (11/12/2024)
	4		at Colorado St. (11/04/2024)
3 PT FG ATTEMPTS	28		vs Dickinson St. (N) (11/12/2024)
	18		Utah Valley (11/14/2024)
3 PT FG PERCENTAGE	.235	(4-17)	at Colorado St. (11/04/2024)
	.222	(4-18)	Utah Valley (11/14/2024)
FREE THROWS MADE	17		Utah Valley (11/14/2024)
	8		at Colorado St. (11/04/2024)
FREE THROW ATTEMPTS	23		Utah Valley (11/14/2024)
	19		at Colorado St. (11/04/2024)
FREE THROW PERCENTAGE	.739	(17-23)	Utah Valley (11/14/2024)
	.667	(2-3)	vs Dickinson St. (N) (11/12/2024)
REBOUNDS	37		Utah Valley (11/14/2024)
	37		at Colorado St. (11/04/2024)
ASSISTS	25		at Colorado St. (11/04/2024)
	12		Utah Valley (11/14/2024)
STEALS	12		at Colorado St. (11/04/2024)
	10		Utah Valley (11/14/2024)
BLOCKED SHOTS	6		Utah Valley (11/14/2024)
	6		at Colorado St. (11/04/2024)
TURNOVERS	15		Utah Valley (11/14/2024)
	13		vs Dickinson St. (N) (11/12/2024)
FOULS	23		at Colorado St. (11/04/2024)
	22		Utah Valley (11/14/2024)



**2024-25 North Dakota Men's Basketball
Team High/Low Analysis
All games**

North Dakota - Game Lows

POINTS	56		at Colorado St. (11/04/2024)
	77		Utah Valley (11/14/2024)
	85		vs Dickinson St. (N) (11/12/2024)
FIELD GOALS MADE	17		at Colorado St. (11/04/2024)
	26		Utah Valley (11/14/2024)
FIELD GOAL ATTEMPTS	48		at Colorado St. (11/04/2024)
	60		Utah Valley (11/14/2024)
FIELD GOAL PERCENTAGE	.354	(17-48)	at Colorado St. (11/04/2024)
	.433	(26-60)	Utah Valley (11/14/2024)
3 PT FG MADE	5		Utah Valley (11/14/2024)
	5		at Colorado St. (11/04/2024)
3 PT FG ATTEMPTS	16		at Colorado St. (11/04/2024)
	18		Utah Valley (11/14/2024)
3 PT FG PERCENTAGE	.278	(5-18)	Utah Valley (11/14/2024)
	.304	(7-23)	vs Dickinson St. (N) (11/12/2024)
FREE THROWS MADE	17		at Colorado St. (11/04/2024)
	18		vs Dickinson St. (N) (11/12/2024)
FREE THROW ATTEMPTS	23		vs Dickinson St. (N) (11/12/2024)
	23		at Colorado St. (11/04/2024)
FREE THROW PERCENTAGE	.714	(20-28)	Utah Valley (11/14/2024)
	.739	(17-23)	at Colorado St. (11/04/2024)
REBOUNDS	32		at Colorado St. (11/04/2024)
	37		Utah Valley (11/14/2024)
ASSISTS	5		at Colorado St. (11/04/2024)
	12		vs Dickinson St. (N) (11/12/2024)
STEALS	4		at Colorado St. (11/04/2024)
	7		Utah Valley (11/14/2024)
BLOCKED SHOTS	2		Utah Valley (11/14/2024)
	3		vs Dickinson St. (N) (11/12/2024)
	3		at Colorado St. (11/04/2024)
TURNOVERS	10		vs Dickinson St. (N) (11/12/2024)
	13		Utah Valley (11/14/2024)
FOULS	11		vs Dickinson St. (N) (11/12/2024)
	19		Utah Valley (11/14/2024)
	19		at Colorado St. (11/04/2024)



**2024-25 North Dakota Men's Basketball
Team High/Low Analysis
All games**

Opponent - Game Lows

POINTS	54		vs Dickinson St. (N) (11/12/2024)
	71		Utah Valley (11/14/2024)
	82		at Colorado St. (11/04/2024)
FIELD GOALS MADE	24		vs Dickinson St. (N) (11/12/2024)
	25		Utah Valley (11/14/2024)
FIELD GOAL ATTEMPTS	55		Utah Valley (11/14/2024)
	60		at Colorado St. (11/04/2024)
FIELD GOAL PERCENTAGE	.358	(24-67)	vs Dickinson St. (N) (11/12/2024)
	.455	(25-55)	Utah Valley (11/14/2024)
3 PT FG MADE	4		Utah Valley (11/14/2024)
	4		vs Dickinson St. (N) (11/12/2024)
	4		at Colorado St. (11/04/2024)
3 PT FG ATTEMPTS	17		at Colorado St. (11/04/2024)
	18		Utah Valley (11/14/2024)
3 PT FG PERCENTAGE	.143	(4-28)	vs Dickinson St. (N) (11/12/2024)
	.222	(4-18)	Utah Valley (11/14/2024)
FREE THROWS MADE	2		vs Dickinson St. (N) (11/12/2024)
	8		at Colorado St. (11/04/2024)
FREE THROW ATTEMPTS	3		vs Dickinson St. (N) (11/12/2024)
	19		at Colorado St. (11/04/2024)
FREE THROW PERCENTAGE	.421	(8-19)	at Colorado St. (11/04/2024)
	.667	(2-3)	vs Dickinson St. (N) (11/12/2024)
REBOUNDS	32		vs Dickinson St. (N) (11/12/2024)
	37		Utah Valley (11/14/2024)
	37		at Colorado St. (11/04/2024)
ASSISTS	10		vs Dickinson St. (N) (11/12/2024)
	12		Utah Valley (11/14/2024)
STEALS	5		vs Dickinson St. (N) (11/12/2024)
	10		Utah Valley (11/14/2024)
BLOCKED SHOTS	5		vs Dickinson St. (N) (11/12/2024)
	6		Utah Valley (11/14/2024)
	6		at Colorado St. (11/04/2024)
TURNOVERS	10		at Colorado St. (11/04/2024)
	13		vs Dickinson St. (N) (11/12/2024)
FOULS	16		vs Dickinson St. (N) (11/12/2024)
	22		Utah Valley (11/14/2024)



**2024-25 North Dakota Men's Basketball
Player Highs Analysis
All games**

North Dakota - Individual Game Highs

POINTS	31		Treysen Eaglestaff vs Utah Valley (11/14/2024)
	17		Amar Kuljuhovic vs Utah Valley (11/14/2024)
	17		Treysen Eaglestaff vs Dickinson St. (N) (11/12/2024)
	12		Treysen Eaglestaff at Colorado St. (11/04/2024)
	11		Dariyus Woodson vs Dickinson St. (N) (11/12/2024)
FIELD GOALS MADE	10		Treysen Eaglestaff vs Utah Valley (11/14/2024)
	6		Amar Kuljuhovic vs Utah Valley (11/14/2024)
FIELD GOAL ATTEMPTS	17		Treysen Eaglestaff vs Utah Valley (11/14/2024)
	10		Treysen Eaglestaff vs Dickinson St. (N) (11/12/2024)
	10		Mier Panoam at Colorado St. (11/04/2024)
FIELD GOAL PERCENTAGE (min 5 made)	.857	(6-7)	Amar Kuljuhovic vs Utah Valley (11/14/2024)
	.625	(5-8)	Mier Panoam vs Dickinson St. (N) (11/12/2024)
3 PT FG MADE	3		Treysen Eaglestaff vs Utah Valley (11/14/2024)
	3		Dariyus Woodson vs Dickinson St. (N) (11/12/2024)
3 PT FG ATTEMPTS	6		Treysen Eaglestaff vs Utah Valley (11/14/2024)
	5		Treysen Eaglestaff vs Dickinson St. (N) (11/12/2024)
3 PT FG PERCENTAGE (min 2 made)	1.000	(3-3)	Dariyus Woodson vs Dickinson St. (N) (11/12/2024)
	.667	(2-3)	Treysen Eaglestaff at Colorado St. (11/04/2024)
FREE THROWS MADE	8		Treysen Eaglestaff vs Utah Valley (11/14/2024)
	8		Treysen Eaglestaff vs Dickinson St. (N) (11/12/2024)
FREE THROW ATTEMPTS	9		Treysen Eaglestaff vs Utah Valley (11/14/2024)
	9		Amar Kuljuhovic vs Utah Valley (11/14/2024)
FREE THROW PERCENTAGE (min 3 made)	1.000	(8-8)	Treysen Eaglestaff vs Dickinson St. (N) (11/12/2024)
	1.000	(4-4)	Dariyus Woodson vs Utah Valley (11/14/2024)
REBOUNDS	8		Eli King vs Utah Valley (11/14/2024)
	7		Mier Panoam vs Dickinson St. (N) (11/12/2024)
	7		Amar Kuljuhovic vs Dickinson St. (N) (11/12/2024)
	7		Dariyus Woodson vs Dickinson St. (N) (11/12/2024)
ASSISTS	4		Amar Kuljuhovic vs Utah Valley (11/14/2024)
	4		Treysen Eaglestaff vs Dickinson St. (N) (11/12/2024)
	4		Reggie Thomas vs Dickinson St. (N) (11/12/2024)
STEALS	3		Eli King vs Utah Valley (11/14/2024)
	2		Reggie Thomas vs Dickinson St. (N) (11/12/2024)
	2		Mier Panoam at Colorado St. (11/04/2024)
BLOCKED SHOTS	1		Eli King vs Utah Valley (11/14/2024)
	1		Mier Panoam vs Utah Valley (11/14/2024)
	1		Eli King vs Dickinson St. (N) (11/12/2024)
	1		Deng Mayar vs Dickinson St. (N) (11/12/2024)
	1		George Natsvishvili vs Dickinson St. (N) (11/12/2024)
	1		Mier Panoam at Colorado St. (11/04/2024)
	1		Amar Kuljuhovic at Colorado St. (11/04/2024)
	1		Reggie Thomas at Colorado St. (11/04/2024)
TURNOVERS	5		Reggie Thomas at Colorado St. (11/04/2024)
	4		Amar Kuljuhovic at Colorado St. (11/04/2024)
FOULS	5		Eli King at Colorado St. (11/04/2024)
	4		Eli King vs Utah Valley (11/14/2024)



**2024-25 North Dakota Men's Basketball
Player Highs Analysis
All games**

Opponent - Individual Game Highs

POINTS	20		Ethan Potter vs Utah Valley (11/14/2024)
	20		Nique Clifford at Colorado St. (11/04/2024)
	14		Keshawn Williams at Colorado St. (11/04/2024)
	12		Trevan Leonhardt vs Utah Valley (11/14/2024)
	12		Dominick Nelson vs Utah Valley (11/14/2024)
	12		Cordell Stinson vs Dickinson St. (N) (11/12/2024)
FIELD GOALS MADE	10		Ethan Potter vs Utah Valley (11/14/2024)
	9		Nique Clifford at Colorado St. (11/04/2024)
FIELD GOAL ATTEMPTS	12		Tanner Toolson vs Utah Valley (11/14/2024)
	12		Trey Stevens vs Dickinson St. (N) (11/12/2024)
	12		Nique Clifford at Colorado St. (11/04/2024)
FIELD GOAL PERCENTAGE (min 5 made)	.909	(10-11)	Ethan Potter vs Utah Valley (11/14/2024)
	.750	(9-12)	Nique Clifford at Colorado St. (11/04/2024)
3 PT FG MADE	2		Trevan Leonhardt vs Utah Valley (11/14/2024)
	2		Nique Clifford at Colorado St. (11/04/2024)
3 PT FG ATTEMPTS	8		Trey Stevens vs Dickinson St. (N) (11/12/2024)
	6		Tanner Toolson vs Utah Valley (11/14/2024)
	6		Griffyn Doughty vs Dickinson St. (N) (11/12/2024)
3 PT FG PERCENTAGE (min 2 made)	.667	(2-3)	Nique Clifford at Colorado St. (11/04/2024)
	.500	(2-4)	Trevan Leonhardt vs Utah Valley (11/14/2024)
FREE THROWS MADE	6		Dominick Nelson vs Utah Valley (11/14/2024)
	3		Tanner Toolson vs Utah Valley (11/14/2024)
	3		Cory Wells vs Utah Valley (11/14/2024)
	3		Bowen Born at Colorado St. (11/04/2024)
FREE THROW ATTEMPTS	9		Dominick Nelson vs Utah Valley (11/14/2024)
	5		Ethan Morton at Colorado St. (11/04/2024)
FREE THROW PERCENTAGE (min 3 made)	1.000	(3-3)	Bowen Born at Colorado St. (11/04/2024)
	.750	(3-4)	Tanner Toolson vs Utah Valley (11/14/2024)
	.750	(3-4)	Cory Wells vs Utah Valley (11/14/2024)
REBOUNDS	14		Nique Clifford at Colorado St. (11/04/2024)
	8		Hayden Welling vs Utah Valley (11/14/2024)
	8		Ethan Potter vs Utah Valley (11/14/2024)
ASSISTS	7		Bowen Born at Colorado St. (11/04/2024)
	5		Hayden Welling vs Utah Valley (11/14/2024)
	5		Trevan Leonhardt vs Utah Valley (11/14/2024)
STEALS	5		Cory Wells vs Utah Valley (11/14/2024)
	5		Kyan Evans at Colorado St. (11/04/2024)
BLOCKED SHOTS	3		Cory Wells vs Utah Valley (11/14/2024)
	3		Kyle Jorgensen at Colorado St. (11/04/2024)
TURNOVERS	4		Tanner Toolson vs Utah Valley (11/14/2024)
	4		Dominick Nelson vs Utah Valley (11/14/2024)
FOULS	4		Ethan Potter vs Utah Valley (11/14/2024)
	4		Jackson Holcombe vs Utah Valley (11/14/2024)
	4		Dominick Nelson vs Utah Valley (11/14/2024)
	4		Cory Wells vs Utah Valley (11/14/2024)
	4		Bradyn Palmer vs Dickinson St. (N) (11/12/2024)
	4		Nique Clifford at Colorado St. (11/04/2024)



2024-25 ROSTER BREAKDOWN

No.	Name	Pos.	Ht.	Wt.	Yr.	Hometown (Previous School)	Pronunciation
0	Greyson Uelmen	G	6-2	175	Fr.	Excelsior Springs, Minn./Minnetonka HS	al-men
1	Zach Kraft	G	6-2	180	R-Fr.	Grand Forks, N.D./Red River HS	
2	Eli King	G	6-2	190	Jr.	Caledonia, Minn./Iowa State	
3	Mier Panoam	G	6-2	200	So.	Anchorage, Alaska/Tulane	Meer Puh-noam
4	Dariyus Woodson	F	6-7	220	Jr.	Baytown, Texas/Tyler JC (Texas)	Darius
5	Deng Mayar	F	6-8	180	Sr.	Salt Lake City, Utah/Howard JC (Texas)	Deng May-ore
9	Amar Kuljuhovic	F/C	6-9	225	Sr.	Waterloo, Iowa/Lake Land JC (Ill.)	Cool-you-ho-vitch
11	Reggie Thomas	G	6-1	190	Jr.	Omaha, Neb./Hastings (Neb.)	
13	George Natsvishvili	F	6-10	225	So.	Rep. of Georgia/Tbilisi N35 Public School	Goo-gah Nats-vish-veelee
15	Ryan Erikson	F/C	6-10	250	R-Fr.	Bismarck, N.D./Century HS	
21	Mambourou Mara	F/G	6-6	190	So.	Conakry, Guinea/Royal Crown Aca. (Toronto)	Mam-boo-roo Mar-uh
22	Matthew Bothun	F	6-9	215	R-Fr.	St. Francis, Minn./St. Francis HS	Bah-thun
33	Anthony Doppler	G	6-4	185	R-Fr.	Bismarck, N.D./Century HS	
34	Brian Mathews	F	6-9	240	Sr.	Chicago, Ill./DePaul College Prep	
52	Treysen Eaglestaff	G	6-6	190	Jr.	Bismarck, N.D./Bismarck HS	

Head Coach: Paul Sather (6th year)
Assistant Coach: Jamie Stevens (6th year)
Assistant Coach: Randall Herbst (3rd year)
Assistant Coach: Estevan Sandoval (2nd year, 4th with program)
Director of Operations: Bentiu Panoam (2nd year)
Certified Athletic Trainer: Travis Shock
Athletic Communications Contact: Jacob Pumphrey

SAY-ther

Ben-too Puh-noam



ROSTER BY YEAR:

Senior (3)
Amar Kuljuhovic
Brian Mathews
Deng Mayar

Junior (4)
Treysen Eaglestaff
Eli King
Reggie Thomas
Dariyus Woodson

Sophomore (2)
Mambourou Mara
George Natsvishvili
Mier Panoam

Freshman (6)
*Matthew Bothun
*Anthony Doppler
*Ryan Erikson
*Zach Kraft
\$Greyson Uelman

ROSTER BY POSITION:

Guard (7)
Anthony Doppler
Treysen Eaglestaff
Eli King
Zach Kraft
Mier Panoam
Reggie Thomas
Greyson Uelman

Forward (8)
Matthew Bothun
Ryan Erikson
Amar Kuljuhovic
Mambourou Mara
George Natsvishvili
Brian Mathews
Deng Mayar
Dariyus Woodson

ROSTER BY STATE/COUNTRY:

North Dakota (4):
Anthony Doppler, Treysen Eaglestaff, Ryan Erikson, Zach Kraft

Minnesota (3): Matthew Bothun, Eli King, Greyson Uelman

Alaska (1): Mier Panoam

Illinois (1): Brian Mathews

Iowa (1): Amar Kuljuhovic

Nebraska (1): Reggie Thomas

Texas (1): Dariyus Woodson

Utah (1): Deng Mayar

Republic of Georgia (1):
George Natsvishvili

Guinea (1): Mambourou Mara

PRONUNCIATIONS:

#0AL-MEN
#3MEER PUH-NOAM
#4DARIUS
#5DENG MAY-ORE
#9COOL-YOU-HO-VITCH
#13GOO-GAH NATS-VISH-VEELEE
#21MAM-BOO-ROO MAR-UH
#22BAH-THUN
HCSAY-THER
DOOBEN-TOO PUH-NOAM





PAUL SATHER

HEAD COACH

SEASON: 6th

ALMA MATER: Northern State (1996)

University of North Dakota Director of Athletics Bill Chaves announced the hiring of Paul Sather on May 30, 2019 to fill the head men's basketball post. Sather comes to UND following a very successful stint at Northern State (Aberdeen, S.D.) where he was back-to-back conference coach of the year, leading the Wolves to the NCAA Division II championship game.

Armed with a collegiate coaching résumé that includes 25 years (as an assistant and head coach)— including 20 at South Dakota schools— Sather has built a pair of national-contending basketball teams at his two head coaching stops. Prior to that, he was a six-year assistant at NSU, his alma mater, under legendary head coach Don Meyer before later embarking on a 15-year head coaching course that features a 297-169 (.637) record.

The 2023-24 season was the most successful of Sather's tenure at UND. The team went 18-14 overall, and 10-6 in the Summit League. Both of these marks were the best of the program's Summit League era. B.J. Omot was named to First Team All-Conference, becoming the first Fighting Hawk to do so since Marlon Stewart in 2019-20, Tyree Ihenacho was named Second Team All-Conference, the first since Filip Rebraca following the 2020-21 season. Eli King was named to the Summit League All-Defensive team and Amar Kuljuhovic was named to the Summit League All-Newcomer team. The team started 8-4, including a six game winning streak, the best start through 12 games in the Division I era. After an 0-3 start to the Summit League schedule, the Fighting Hawks got the first league win at Kansas City 82-69; which began a seven-game winning streak. Ultimately the Fighting Hawks earned season sweeps of Oral Roberts, South Dakota and Denver in league play en route to the third seed in the Summit League tournament.

During the 2022-23 season, he guided the team to non conference wins at Incarnate Word and at Elon, as well as over Wisconsin-Stout, Utah Tech, Cal State Fullerton and North Central (Minn.). The team got their first win in conference play on January 19th against Kansas City, in which the team set a single game record with 18 made threes in a single game. They also closed their year playing their best ball of the season, winning five of their last seven games. In the Summit League Tournament, the Hawks came in as the 9 seed and got their first tournament win in three years as they defeated Denver in the 8 vs 9 game.

In the 2021-22 season, Sather helped the Fighting Hawks work through an ever-changing schedule and closed the season with a record of 6-25 overall and 2-16 in Summit League play. North Dakota battled its way back from deficits in most games and of the 25 losses, 12 of them came by 10 points or less. Sather also coached Summit League Freshman of the Year Paul Bruns, who played a key role for the Fighting Hawks in 2021-22, leading all freshmen in the Summit League with 14.8 points per game. Bruns finished the year with honorable mention All-Summit League accolades and broke the freshman scoring record at UND with 460 points.

In a year that featured a global pandemic and new challenges across all of collegiate athletics in 2020-21, Sather navigated a tough non-conference schedule and a new-look league schedule to help guide the Fighting Hawks to their highest finish in the Summit League since joining the league in 2018-19. The 8-8 mark helped UND finish in fifth place before falling to eventual Sweet 16 participant Oral Roberts in the Summit League Tournament.

Filip Rebraca etched his name in program history by earning a spot on the All-Summit League Second Team following finishing seventh in the league in scoring at 17.3 ppg and fourth in rebounding at 8.2 rpg in league play while becoming the 39th player to score 1,000 points in his career at UND. Off the floor, Rebraca was named to the Summit League All-Academic Team and a CoSIDA Academic All-District Team selection.

Sather led a Fighting Hawks team to new heights in his first year behind the bench in 2019-20, becoming only the third coach in Summit League history to reach the tournament title game in their first year as head coach. Along the way, UND picked up a win over Big Ten foe Nebraska, the first since 1933, started 2-0 in league play for the first time since 2005, and knocked off North Dakota State in the final home game of the year.

Marlon Stewart became the 38th 1,000-point scorer in program history that season, also reaching the top-10 in the program record books for single season assists and points per game to earn the first All-Summit League First Team distinction in UND history. Filip Rebraca also broke the UND Division I single-season record for double-doubles in a season to be named to the All-Summit League Honorable Mention Team while De'Sean Allen-Eikens broke the program's scoring record by a freshman.

Off the court, the Fighting Hawks topped all of Division I in community service hours by a men's basketball program as well as set new highs in GPA marks.

In his final year at Northern State, the Wolves were the Northern Sun Intercollegiate Athletic Conference Tournament champions, finishing the league schedule with an 18-4 record, part of a 30-6 league mark in the past two seasons. Sather's team led the NSIC in scoring defense, scoring margin, 3-point field goal percentage defense, and assists. In addition, NSU sat sixth nationally in 3-point field goal percentage.

A year prior, an early 18-game winning streak propelled the Wolves to a program-record 36 wins and all the way within a missed buzzer-beater of an NCAA Division II championship. He was named both the NSIC and NABC Central Region Coach of the year. His team was again among the elite in the country in a myriad of statistical categories, finishing in the top 20 in scoring defense (66.1) and rebounding margin (+7.8), in the top 10 in scoring margin (+14.1) and in the top five schools in field goal percentage (51.2).

Sather launched his head coaching career at Black Hills State (Spearfish, S.D.) in 2005. In five years there, Sather was instrumental in turning the BHSU program around from a 10-19 season in 2006-07 to an NAIA Final Four contender in 2008-09. The Yellow Jackets also qualified for the national tournament in 2009-10 and compiled an overall conference record of 46-25 in the five years under Sather, including winning two Dakota Athletic Conference championships.

As an assistant at Northern State, his teams recorded three league titles, a pair of NCAA Tournament bids with 10-league players, two of whom would also be named All-America. He then spent a year as an assistant at the University of Colorado.

After earning his bachelor's degree in secondary education in 1996 from Northern State, he served as physical education teacher and assistant boys' basketball coach at Sidney High School in Nebraska from 1996-1997. The following year he was a graduate assistant at Wayne State College while he earned his master's degree in sports administration.

Originally from Princeton, Minn., Sather had a stellar career collegiate career as a Wolf from 1990-1994. He was team captain for NSU when it earned back-to-back NAIA national runner-up finishes in 1993 and 1994. Sather's family includes his wife, Kelsie, and their two children, Sam and Becca.



THE SATHER FILE

Hometown: Princeton, Minn.

Education: Bachelor's Secondary Education (NSU, 1996), Master's Sports Admin. (Wayne State, 1999)

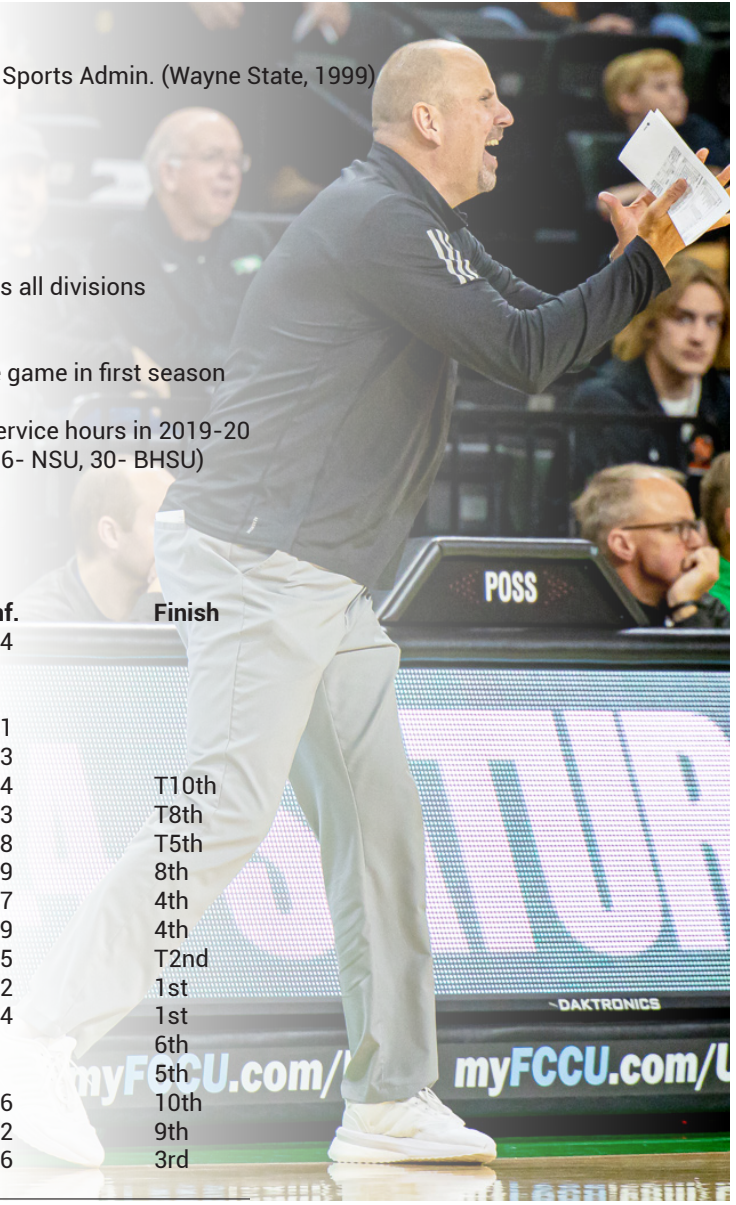
Family: Wife (Kelsie), Son (Sam), Daughter (Becca)

SATHER BY THE NUMBERS

- *345-246 overall record (.584)
- *83-27 in NSIC over final five years at NSU (.755)
- *62-11 record last two seasons at NSU (.849)
- *36 wins in 2017-18 set new South Dakota collegiate record across all divisions
- *5 national tournament appearances (3 NCAA, 2 NAIA)
- *4 conference titles
- *3rd coach in Summit League history to reach the tournament title game in first season
- *2 Final Four appearances (1 NAIA, 1 NCAA DII)
- *UND led all of Division I men's college basketball in community service hours in 2019-20
- *Single-season wins record holder at both head coaching stops (36- NSU, 30- BHSU)
- *NSU led NCAA DII in attendance all nine years
- *100% student-athlete graduation rate at Northern State

COACHING CAREER

Year	School	Overall	Conf.	Finish
2005-06	Black Hills State	17-14	10-4	
2006-07	Black Hills State	10-19	5-9	
2007-08	Black Hills State	16-14	8-7	
2008-09	Black Hills State	30-5	13-1	
2009-10	Black Hills State	21-10	10-3	
2010-11	Northern State	12-14	7-14	T10th
2011-12	Northern State	13-13	9-13	T8th
2012-13	Northern State	20-11	14-8	T5th
2013-14	Northern State	18-11	13-9	8th
2014-15	Northern State	23-9	15-7	4th
2015-16	Northern State	18-12	13-9	4th
2016-17	Northern State	22-8	17-5	T2nd
2017-18	Northern State	36-4	20-2	1st
2018-19	Northern State	26-7	18-4	1st
2019-20	North Dakota	15-18	7-9	6th
2020-21	North Dakota	9-17	8-8	5th
2021-22	North Dakota	6-25	2-16	10th
2022-23	North Dakota	13-20	6-12	9th
2023-24	North Dakota	18-14	10-6	3rd
2024-25	North Dakota	2-1		
Total		345-246	205-146	





ZACH KRAFT

R-Fr. | G | 6-2 | 180

Hometown: Grand Forks, N.D.
Previous School: Red River HS
Major: Communication



2023-24 (Freshman): Redshirted

Before UND: The RRHS product scored 1,309 points in his career and was named EDC All-Conference twice, North Dakota Senior Athlete of the Year Runner-Up, a Mr. Basketball Finalist in North Dakota, Second team All-State, EDC Athlete of the Year and a member of the All-State Tournament Team. He led the Roughriders to a state runner up finish this spring.

Personal: Majoring in Communication

				Field Goals		3-Point		F-Throws		Rebounds				Scoring						
SEASON	TEAM	GP-GS	MIN/AVG	FG-FGA	FG%	3FG-3FGA	3FG%	FT-FTA	FT%	OFF	DEF	TOT	AVG	PF-FO	A	TO	BLK	STL	PTS	AVG
2024-25	UND	2-0	19/9.3	1-3	.333	1-3	.333	0-0	.000	0	2	2	1.0	1-0	1	0	0	0	3	1.5
TOTAL		2-0	19/9.3	1-3	.333	1-3	.333	0-0	.000	0	2	2	1.0	1-0	1	0	0	0	3	1.5

Single Game Highs

Statistic	Value	
Points	3	vs Dickinson St. 11/12/24
Rebounds	2	vs Dickinson St. 11/12/24
Assists	1	vs Dickinson St. 11/12/24
FG Made	1	vs Dickinson St. 11/12/24
FG Attempts	3	vs Dickinson St. 11/12/24
3FG Made	1	vs Dickinson St. 11/12/24
3FG Attempts	3	vs Dickinson St. 11/12/24



ELI KING

Jr. | G | 6-2 | 190

Hometown: Caledonia, Minn.
Previous School: Iowa State
Major: Business



2023-24 (Sophomore): Played in all 32 games, starting the first 12 games of the season...averaged 24.1 minutes per game...was named to the Summit League All-Defensive Team...was one of the top players in the conference in steals, averaging 1.6 per game and 1.8 in conference games...tied a UND Division I single game record with a career high six steals against Kansas City on 2/10...also set new career highs in points (18) at Denver on 2/15, rebounds (9) at Cal State Fullerton on 12/1, assists (5) at Pacific on 11/20, and blocks (3) against Elon on 11/12...finished the year with 134 rebounds (4.2 per game), 66 assists and 11 blocks...scored 228 total points, averaging 7.1 per game...shot .422 from the field and .354 from three point range

Before UND: King played in nine games for Iowa State, scoring a season high five points against McNeese State. King, a native of Caledonia, Minnesota, was a finalist for Mr. Basketball his senior year at Caledonia High School. He averaged 19.9 points per game his senior year as well as 9.7 rebounds, 4.4 assists and 4.2 steals. He was selected as the recipient of the 2022 MBCA McDonald Award, which is awarded to the outstanding senior player of the year in Minnesota.

Personal: Majoring in Business

SEASON	TEAM	GP-GS	MIN/AVG	Field Goals		3-Point		F-Throws		Rebounds				Scoring						
				FG-FGA	FG%	3FG-3FGA	3FG%	FT-FTA	FT%	OFF	DEF	TOT	AVG	PF-FO	A	TO	BLK	STL	PTS	AVG
2022-23	IowaSt	9-0	30/3.4	3-8	.375	1-5	.200	4-6	.667	0	5	5	0.6	6-0	2	2	0	0	11	1.2
2023-24	UND	32-12	773/24.1	81-192	.422	29-82	.354	37-56	.661	18	116	134	4.2	87-3	66	40	11	50	228	7.1
2024-25	UND	3-3	71/23.5	6-15	.400	2-8	.250	2-2	1.000	2	11	13	4.3	10-1	3	2	2	4	16	5.3
TOTAL FOR UND		35-15	843/24.1	87-207	.420	31-90	.344	39-58	.672	20	127	147	4.2	97-4	69	42	13	54	244	7.0
TOTAL		44-15	874/19.9	90-215	.419	32-95	.337	43-64	.672	20	132	152	3.5	103-4	71	44	13	54	255	5.8

Single Game Highs

Statistic	Value	
Points	18	at Denver 02/15/24
Rebounds	9	at Cal St. Fullerton 12/01/23
Assists	5	at Pacific 11/20/23
Steals	6	vs Kansas City 02/10/24
Blocks	3	vs Elon 11/12/23
FG Made	7	at St. Thomas (MN) 01/27/24, at Denver 02/15/24
FG Attempts	13	at St. Thomas (MN) 01/27/24
3FG Made	4	at Denver 02/15/24
3FG Attempts	5	4 times
FT Made	7	vs Denver 01/20/24
FT Attempts	10	at Oral Roberts 02/17/24



MIER PANOAM

So. | G | 6-2 | 195

Hometown: Anchorage, Alaska
Previous School: Tulane
Major: Communication

3

Before UND: Panoam comes to North Dakota after spending one season at Tulane, where he appeared in nine games for the Green Wave...Averaged 1.2 points per game, 0.2 rebounds per contest and went 3-for-6 from the field in those appearances...Played a season high eight minutes in a win over Sacramento State...Scored a personal-best four points in seven minutes in a victory against Prairie View A&M...Prior to his collegiate career, Panoam was a standout at Norcross High School in Georgia...Earned all-state and all-county honors while also being named Region 7-AAAAAAA Player of the Year after averaging 14.3 points, 7.3 rebounds, 4.0 assists and 1.8 steals during his senior campaign...Rated a three-star recruit and the 27th-best point guard in the nation by 247Sports in 2022-23.

Personal: He is the younger brother of former UND player and current Director of Basketball Operations Bentiu Panoam... Majoring in Communication.

SEASON	TEAM	GP-GS	MIN/AVG	Field Goals		3-Point		F-Throws		Rebounds				Scoring						
				FG-FGA	FG%	3FG-3FGA	3FG%	FT-FTA	FT%	OFF	DEF	TOT	AVG	PF-FO	A	TO	BLK	STL	PTS	AVG
2023-24	Tulane	9-0	35/3.9	3-6	.500	1-2	.500	4-4	1.000	0	2	2	0.2	2-0	2	4	0	1	11	1.2
2024-25	UND	3-3	71/23.8	11-25	.440	0-1	.000	5-9	.556	6	11	17	5.7	5-0	2	6	2	3	27	9.0
TOTAL FOR UND		3-3	71/23.8	11-25	.440	0-1	.000	5-9	.556	6	11	17	5.7	5-0	2	6	2	3	27	9.0
TOTAL		12-3	107/8.9	14-31	.452	1-3	.333	9-13	.692	6	13	19	1.6	7-0	4	10	2	4	38	3.2

Single Game Highs

Statistic	Value	
Points	10	at Colorado St. 11/04/24, vs Dickinson St. 11/12/24
Rebounds	7	vs Dickinson St. 11/12/24
Assists	2	at Colorado St. 11/04/24
Steals	2	at Colorado St. 11/04/24
Blocks	1	vs Utah Valley 11/14/24, at Colorado St. 11/04/24
FG Made	5	vs Dickinson St. 11/12/24
FG Attempts	10	at Colorado St. 11/04/24
3FG Made	1	vs Dillard 12/29/23
3FG Attempts	1	vs Northwestern St. 11/09/23, vs Dillard 12/29/23, at Colorado St. 11/04/24
FT Made	3	vs Utah Valley 11/14/24
FT Attempts	5	vs Utah Valley 11/14/24



DARIYUS WOODSON

Jr. | F | 6-7 | 220

Hometown: Baytown, Texas
Previous School: Tyler JC
Major: Communication

4

Before UND: Played two seasons at Tyler JC (Texas)...One of the Apaches' top shooters as a sophomore hitting 48.7% from the floor and 37.7% from the three-point territory...Averaged nearly two makes from downtown per game...Led the team with 14.3 points per game...Third on the team with 4.8 rebounds per game...Also averaged 1.6 assists, .5 steals and .4 blocks per game...Scored in double-figures in 20 games for TJC in 2023-24...Posted a season high 30 against Louisiana Knights Post-Grad Academy...Scored 20+ points in six games total...Over the last ten games of the season in '23-24, he averaged over 18 points per game—averaging 18.0 points in seven games during the month of February and 18.7 points in three games in March.

Personal: Majoring in Communication.

SEASON	TEAM	GP-GS	MIN/AVG	Field Goals		3-Point		F-Throws		Rebounds				Scoring						
				FG-FGA	FG%	3FG-3FGA	3FG%	FT-FTA	FT%	OFF	DEF	TOT	AVG	PF-FO	A	TO	BLK	STL	PTS	AVG
2024-25	UND	3-1	70/23.4	6-11	.545	4-9	.444	11-13	.846	1	13	14	4.7	4-0	1	1	0	1	27	9.0
TOTAL		3-1	70/23.4	6-11	.545	4-9	.444	11-13	.846	1	13	14	4.7	4-0	1	1	0	1	27	9.0

Single Game Highs

Statistic	Value	
Points	11	vs Dickinson St. 11/12/24
Rebounds	7	vs Dickinson St. 11/12/24
Assists	1	vs Utah Valley 11/14/24
Steals	1	vs Utah Valley 11/14/24
FG Made	3	vs Dickinson St. 11/12/24
FG Attempts	5	vs Utah Valley 11/14/24
3FG Made	3	vs Dickinson St. 11/12/24
3FG Attempts	4	vs Utah Valley 11/14/24



DENG MAYAR

Sr. | F | 6-8 | 180

Hometown: Salt Lake City, Utah
Previous School: Howard JC (TX)
Major: Communication



2023-24 (Junior): Played in 13 games, starting five (at Iowa, Elon, Valley City State, at Pacific, vs New Orleans)...averaged 13.5 minutes per game...scored 59 points over the course of the season, reaching double figures against Concordia-Moorhead with 11 and averaged 4.5 points per game...grabbed 49 rebounds, with a season high eight against Valley City State...shot .451 from the field and .313 from beyond the arc...also had ten steals as well as seven blocked shots

Before UND: Mayar started all 30 games for Howard College in 2022-23, averaging almost 24 minutes per game and 11.5 points per game; shooting over 52% from the floor. He also averaged 7.2 rebounds per game, and nearly an assist per game. He racked up 32 steals and 11 blocks as well.

Personal: Majoring in Communication

				Field Goals		3-Point		F-Throws		Rebounds				Scoring						
SEASON	TEAM	GP-GS	MIN/AVG	FG-FGA	FG%	3FG-3FGA	3FG%	FT-FTA	FT%	OFF	DEF	TOT	AVG	PF-FO	A	TO	BLK	STL	PTS	AVG
2023-24	UND	13-5	176/13.5	23-51	.451	5-16	.313	8-13	.615	17	32	49	3.8	22-0	2	11	7	10	59	4.5
2024-25	UND	3-2	39/12.8	1-11	.091	1-4	.250	2-2	1.000	2	5	7	2.3	3-0	0	5	1	3	5	1.7
TOTAL		16-7	214/13.4	24-62	.387	6-20	.300	10-15	.667	19	37	56	3.5	25-0	2	16	8	13	64	4.0

Single Game Highs

Statistic	Value	
Points	11	vs Concordia-M'head 11/28/23
Rebounds	8	vs Valley City St. 11/16/23
Assists	1	vs New Orleans 11/25/23, at Utah Tech 12/16/23
Steals	3	vs Elon 11/12/23, vs Waldorf 12/12/23
Blocks	2	vs Concordia-M'head 11/28/23, at UC Riverside 12/03/23
FG Made	5	vs Concordia-M'head 11/28/23
FG Attempts	9	vs Valley City St. 11/16/23
3FG Made	2	at UC Riverside 12/03/23
3FG Attempts	3	vs Portland 12/09/23
FT Made	2	at Iowa 11/07/23, vs New Orleans 11/25/23, at Colorado St. 11/04/24
FT Attempts	3	at Iowa 11/07/23



AMAR KULJUHOVIC

Sr. | F/C | 6-8 | 225

Hometown: Waterloo, Iowa
Previous School: Lake Land JC (Ill.)
Major: Management

9

2023-24 (Junior): Played in 31 games, starting in 24...named to the Summit League All-Newcomer team...was one of the top players in the conference on the boards all year with a league high 10.3 rebounds per game in conference games, second in rebounds in all games with 8.6...led team with eight double-doubles, most for a Fighting Hawk in a season since Filip Rebraca had 13 in the 2019-20 season...named Player of the Week for the week during the first week of February after a 17 point, 17 rebound (season high) performance at South Dakota and 11/13 against North Dakota State, which included the game winning layup against the Bison...scored a season high 19 points against Denver on 1/20, averaged 8.7 points per game...shot .610 from the field and .455 from three point range.

Before UND: The big man played two seasons at Lake Land and in his second season averaged a double-double with 12 points per game and 10 rebounds per game. He was one of the top ten rebounders in the nation at the junior college level last season and named to the All-Region 24 team.

Personal: Majoring in Management

SEASON	TEAM	GP-GS	MIN/AVG	Field Goals		3-Point		F-Throws		Rebounds				Scoring						
				FG-FGA	FG%	3FG-3FGA	3FG%	FT-FTA	FT%	OFF	DEF	TOT	AVG	PF-FO	A	TO	BLK	STL	PTS	AVG
2023-24	UND	31-24	729/23.5	97-159	.610	10-22	.455	67-95	.705	83	184	267	8.6	61-0	24	33	9	19	271	8.7
2024-25	UND	3-3	64/21.4	10-19	.526	1-4	.250	15-24	.625	4	13	17	5.7	5-0	4	7	1	0	36	12.0
TOTAL		34-27	793/23.3	107-178	.601	11-26	.423	82-119	.689	87	197	284	8.4	66-0	28	40	10	19	307	9.0

Single Game Highs

Statistic	Value	
Points	19	vs Denver 01/20/24
Rebounds	17	at South Dakota 02/01/24
Assists	4	vs Utah Valley 11/14/24
Steals	3	vs New Orleans 11/25/23, at South Dakota St. 12/31/23
Blocks	2	vs New Orleans 11/25/23, vs North Dakota St. 02/03/24
FG Made	8	vs Denver 01/20/24
FG Attempts	11	vs Denver 01/20/24, at South Dakota 02/01/24
3FG Made	2	at UC Riverside 12/03/23, vs Waldorf 12/12/23
3FG Attempts	3	4 times
FT Made	7	vs New Orleans 11/25/23
FT Attempts	11	vs New Orleans 11/25/23



REGGIE THOMAS

Jr. | G | 6-1 | 190

Hometown: Omaha, Nebraska
Previous School: Hastings College (NE)
Major: Management

11

Before UND: Thomas came to the Fighting Hawks from Hastings College (Neb.), where he was the 2023-24 Great Plains Athletic Conference Player of the Year en route to being named an NAIA First-Team All-American—the first in the history of the Hastings program...Averaged 24.1 points per game in '23-24 for the Broncos...Recorded a team high 7.5 rebounds... Shot 50.7% from the field and 42.2% from downtown; as well as 79.6% from the free throw line...Averaged 4.5 assists per game...Recorded nine double-doubles: eight in points/rebounds and one in points/assists...Scored in double figures in every game...GPAC Freshman of the Year during the 2022-23 season, as well as Second Team All-Conference...Averaged 19.3 points, 5.3 rebounds and 4.2 assists per game...Over his two-year career he averaged 21.8 points per game, shot 49.6% from the field, grabbed 6.5 rebounds per game and dished out 4.4 assists per game.

Personal: Majoring in Management.

				Field Goals		3-Point		F-Throws		Rebounds				Scoring						
SEASON	TEAM	GP-GS	MIN/AVG	FG-FGA	FG%	3FG-3FGA	3FG%	FT-FTA	FT%	OFF	DEF	TOT	AVG	PF-FO	A	TO	BLK	STL	PTS	AVG
2024-25	UND	3-0	59/19.7	6-19	.316	2-5	.400	4-6	.667	2	2	4	1.3	5-0	6	7	1	2	18	6.0
TOTAL		3-0	59/19.7	6-19	.316	2-5	.400	4-6	.667	2	2	4	1.3	5-0	6	7	1	2	18	6.0

Single Game Highs

Statistic	Value
Points	7 vs Dickinson St. 11/12/24
Rebounds	2 at Colorado St. 11/04/24, vs Utah Valley 11/14/24
Assists	4 vs Dickinson St. 11/12/24
Steals	2 vs Dickinson St. 11/12/24
Blocks	1 at Colorado St. 11/04/24
FG Made	2 at Colorado St. 11/04/24, vs Utah Valley 11/14/24, vs Dickinson St. 11/12/24
FG Attempts	8 vs Dickinson St. 11/12/24
3FG Made	1 vs Utah Valley 11/14/24, vs Dickinson St. 11/12/24
3FG Attempts	2 vs Utah Valley 11/14/24, vs Dickinson St. 11/12/24
FT Made	2 at Colorado St. 11/04/24, vs Dickinson St. 11/12/24
FT Attempts	4 vs Dickinson St. 11/12/24



GEORGE NATSVISHVILI

So. | F | 6-10 | 225

13

Hometown: Tbilisi, Georgia
Previous School: Tbilisi N35 Public School
Major: Business Economics

Before UND: Natshvili is a native of the nation of Georgia, where he has flourished on the international scene for his home country...The 6-foot, 10-inch forward was dynamic at the 2023 FIBA U-20 European B Championships in seven games, leading the team with 13.3 points per game, sitting second with 7.4 rebounds per contest and dishing out 1.4 assists per game to place 14th in the event and earn an honorable mention team honor...He was also named to the squad for the 2024 event in Romania...Spent most of his junior career in Spain, most recently playing with Pajarraco CB Santfeliuenc in the Spain-LEB Silver.

Personal: Natshvili's father, Vakhtang, was the captain of the Georgian National Basketball Team from 1997 until 2007 and enjoyed a 19-year professional career in Europe...His uncle, Nikoloz Tskitishvili, was selected fifth overall by the Denver Nuggets in the 2002 NBA Draft and played 172 games in the NBA over four seasons with five organizations...Majoring in Business Economics.

SEASON	TEAM	GP-GS	MIN/AVG	Field Goals		3-Point		F-Throws		Rebounds				Scoring						
				FG-FGA	FG%	3FG-3FGA	3FG%	FT-FTA	FT%	OFF	DEF	TOT	AVG	PF	FOA	TO	BLK	STL	PTS	AVG
2024-25	UND	2-0	18/9.1	1-3	.333	0-2	.000	0-0	.000	1	1	2	1.0	0-0	2	0	1	0	2	1.0
TOTAL		2-0	18/9.1	1-3	.333	0-2	.000	0-0	.000	1	1	2	1.0	0-0	2	0	1	0	2	1.0

Single Game Highs

Statistic	Value	
Points	2	vs Dickinson St. 11/12/24
Rebounds	2	vs Dickinson St. 11/12/24
Assists	2	vs Dickinson St. 11/12/24
Blocks	1	vs Dickinson St. 11/12/24
FG Made	1	vs Dickinson St. 11/12/24
FG Attempts	3	vs Dickinson St. 11/12/24
3FG Attempts	2	vs Dickinson St. 11/12/24



RYAN ERIKSON

R-Fr. | F/C | 6-10 | 250

Hometown: Bismarck, N.D.
Previous School: Century HS
Major: Finance

15

2023-24 (Freshman): Redshirted

Before UND: Also helped lead Bismarck Century to a 21-6 record and fifth place finish at the North Dakota Class A Tournament last season ... Averaged 15.6 points per game while hauling in a WDA-best 11.0 rebounds per game in 2021-22 ... Shot 52.0 percent from the floor last season ... Named First-Team All-Conference as a junior.

Personal: Majoring in Finance

				Field Goals		3-Point		F-Throws		Rebounds				Scoring						
SEASON	TEAM	GP-GS	MIN/AVG	FG-FGA	FG%	3FG-3FGA	3FG%	FT-FTA	FT%	OFF	DEF	TOT	AVG	PF-FO	A	TO	BLK	STL	PTS	AVG
2024-25	UND	2-0	14/7.0	4-9	.444	0-3	.000	0-0	.000	0	4	4	2.0	1-0	1	4	0	1	8	4.0
TOTAL		2-0	14/7.0	4-9	.444	0-3	.000	0-0	.000	0	4	4	2.0	1-0	1	4	0	1	8	4.0

Single Game Highs

Statistic	Value	
Points	8	vs Dickinson St. 11/12/24
Rebounds	4	vs Dickinson St. 11/12/24
Assists	1	vs Dickinson St. 11/12/24
Steals	1	vs Dickinson St. 11/12/24
FG Made	4	vs Dickinson St. 11/12/24
FG Attempts	9	vs Dickinson St. 11/12/24
3FG Attempts	3	vs Dickinson St. 11/12/24



MAMBOUROU MARA

So. | F | 6-6 | 190

Hometown: Conakry, Guinea
Previous School: Royal Crown Academic (Toronto)
Major: Business

21

2023-24 (Freshman): Played in 14 games, averaging six minutes per game...scored a season high 12 points in the win over Valley City State on 11/16...played a season high 17 minutes against Waldorf on 12/12...shot .379 from the floor (11-29), .333 from downtown (6-18) and 3-3 from the foul line...grabbed 13 rebounds, with a season high five against Waldorf...finished the year with eight assists, three blocked shots and five steals

Before UND: Mara represented Guinea at the 2020 FIBA U-18 tournament and averaged 19.3 points per game, along with 6.5 rebounds, 1.5 assists, 1.3 steals and 1.5 blocks per game. He joins the Fighting Hawks after starring at Royal Crown Academic School in Toronto, and competed at the BioSteel All-Canadian Games in 2022.

Personal: Majoring in Business

				Field Goals		3-Point		F-Throws		Rebounds				Scoring						
SEASON	TEAM	GP-GS	MIN/AVG	FG-FGA	FG%	3FG-3FGA	3FG%	FT-FTA	FT%	OFF	DEF	TOT	AVG	PF-FO	A	TO	BLK	STL	PTS	AVG
2023-24	UND	14-0	84/6.0	11-29	.379	6-18	.333	3-3	1.000	5	8	13	0.9	11-0	8	5	3	5	31	2.2
2024-25	UND	3-0	37/12.4	2-7	.286	0-3	.000	0-0	.000	2	4	6	2.0	4-0	0	1	0	2	4	1.3
TOTAL		17-0	121/7.1	13-36	.361	6-21	.286	3-3	1.000	7	12	19	1.1	15-0	8	6	3	7	35	2.1

Single Game Highs

Statistic	Value	
Points	12	vs Valley City St. 11/16/23
Rebounds	5	vs Waldorf 12/12/23
Assists	3	vs Waldorf 12/12/23
Steals	1	7 times
Blocks	1	vs Valley City St. 11/16/23, vs Portland 12/09/23, vs Omaha 02/08/24
FG Made	5	vs Valley City St. 11/16/23
FG Attempts	10	vs Valley City St. 11/16/23
3FG Made	2	vs Valley City St. 11/16/23
3FG Attempts	5	vs Valley City St. 11/16/23
FT Made	2	vs Omaha 02/08/24
FT Attempts	2	vs Omaha 02/08/24



MATTHEW BOTHUN

R-Fr. | F | 6-9 | 200

Hometown: St. Francis, Minn.
Previous School: St. Francis HS
Major: Communication

22

2023-24 (Freshman): Redshirted

Before UND: Was a four-year letterwinner at St. Francis HS in Minnesota ... Averaged 25.8 points per game as a junior ... Had three 37-point performances over a five-game span last year ... Sits eighth on the school's all-time scoring list with 1,048 career points ... Also averaged nine boards, three assists and 2.2 blocks per game last season ... Named First-Team All-Conference in the Mississippi 8 Conference as a junior ... Also had Second-Team All-Conference honors as a sophomore with 18.8 points per game and 9.3 rebounds per game.

Personal: Majoring in Communication

SEASON	TEAM	GP-GS	MIN/AVG	Field Goals		3-Point		F-Throws		Rebounds				Scoring						
				FG-FGA	FG%	3FG-3FGA	3FG%	FT-FTA	FT%	OFF	DEF	TOT	AVG	PF-FO	A	TO	BLK	STL	PTS	AVG
2024-25	UND	1-0	12/12.3	0-0	.000	0-0	.000	0-0	.000	0	2	2	2.0	1-0	0	1	0	1	0	0.0
TOTAL		1-0	12/12.3	0-0	.000	0-0	.000	0-0	.000	0	2	2	2.0	1-0	0	1	0	1	0	0.0

Single Game Highs

Statistic	Value
Rebounds	2 vs Dickinson St. 11/12/24
Steals	1 vs Dickinson St. 11/12/24



GREYSON UELMEN

Fr. | G | 6-2 | 175

Hometown: Excelsior, Minn.
Previous School: Minnetonka HS
Major: Business

30

Before UND: Starred for Minnetonka High School during his senior season...Paced the Skippers with just over 20 points per game while shooting .569 from the field and .500 from distance...Helped lead Minnetonka to the Minnesota 4A title, the first for the Skippers since 2008, by averaging 17 points, five boards, two assists and 1.5 steals per game in the state tournament...Recorded his breakout game in February against eventual Class 3A champion Totino-Grace, pouring in 31 points to lead the Skippers to victory...Finished with 16 games with at least 20 points last season and two with 30-plus.

Personal: Majoring in Business.



ANTHONY DOPPLER

R-Fr. | G | 6-4 | 185

Hometown: Bismarck, N.D.
Previous School: Century HS
Major: Graphic Design

33

2023-24 (Freshman): Redshirted

Before UND: Helped lead Bismarck Century to a 21-6 record and fifth place finish at the North Dakota Class A Tournament as a junior ... Averaged 17.1 points per game, 6.2 rebounds per game, 3.5 assists per game and 1.5 steals per game in 2021-22 ... Earned First Team All-State accolades last season ... Named All-WDA both his sophomore and junior seasons ... Three-year member of the honor society ... Also plays soccer and runs track at CHS.

Personal: Majoring in Graphic Design

SEASON	TEAM	GP-GS	MIN/AVG	Field Goals		3-Point		F-Throws		Rebounds				Scoring						
				FG-FGA	FG%	3FG-3FGA	3FG%	FT-FTA	FT%	OFF	DEF	TOT	AVG	PF-FO	A	TO	BLK	STL	PTS	AVG
2024-25	UND	1-0	12/12.3	0-0	.000	0-0	.000	0-0	.000	0	2	2	2.0	1-0	0	1	0	1	0	0.0
TOTAL		1-0	12/12.3	0-0	.000	0-0	.000	0-0	.000	0	2	2	2.0	1-0	0	1	0	1	0	0.0

Single Game Highs

Statistic	Value	
Rebounds	2	vs Dickinson St. 11/12/24
Steals	1	vs Dickinson St. 11/12/24



BRIAN MATHEWS

Sr. | F | 6-9 | 240

Hometown: Chicago, Illinois
Previous School: DePaul College Prep
Major: Criminal Justice

34

2023-24 (Junior): Played in 15 games, averaging eight minutes per game...scored a season high 14 points against Waldorf on 12/12, playing a season high 20 minutes and also grabbed a season high four rebounds...finished the season with 34 points and 23 rebounds...blocked shots against Valley City State and Omaha...picked up a steal against South Dakota in the regular season finale...shot .667 overall from the field and .909 from the free throw line

2022-23 (Sophomore) – Played in 28 games, averaging 9.3 minutes per game...got his first career double-double against Wisconsin-Stout with 12 points and 12 rebounds, it was his first career game with double digit boards...averaged 1.9 points per game and 2.8 rebounds per game...finished the year with 11 assists, eight blocks and five steals

2021-22 (Freshman): Appeared in all 31 games, with one start ... Poured in three double-digit scoring performances ... Paced UND with seven boards vs. Milwaukee (Nov. 9) ... Went 4-for-4 at the free throw line at Kansas State (Nov. 28) and pulled down three boards ... Hauled in a team-high eight rebounds and added four points vs. Presentation (Nov. 30) ... Erupted for a season-high 17 points while grabbing five rebounds vs. North Central (Dec. 14) ... Went 12-of-13 at the charity stripe en route to a 16-point performance at KC (Jan. 22) to go with eight rebounds and a block ... Added 10 points at SDSU (Jan. 27).

Before UND: Considered a two-star recruit by 24/7 Sports, Mathews was a dominant force inside for DePaul College Prep as the program's all-time leader in blocks to help his squad capture the Chipotle Clash of Champions title, a de facto state title, in 2021 ... Was named the tournament's most valuable player after scoring 20 points and grabbing five rebounds in the championship game over the No. 11 team in the state ... Rounded out a year full of accolades and honors for Mathews, earning all-city and all-state selections in his final season for the Rams, as well as a two-time All-Catholic League honoree ... Closed out the season as the top-ranked team in Chicago and the No. 23 team in the nation.

Personal: Majoring in Criminal Justice

SEASON	TEAM	GP-GS	MIN/AVG	Field Goals		3-Point		F-Throws		Rebounds				Scoring						
				FG-FGA	FG%	3FG-3FGA	3FG%	FT-FTA	FT%	OFF	DEF	TOT	AVG	PF-FO	A	TO	BLK	STL	PTS	AVG
2021-22	UND	31-1	420/13.5	43-75	.573	0-0	.000	44-58	.759	48	64	112	3.6	56-1	14	29	7	4	130	4.2
2022-23	UND	28-0	261/9.3	20-46	.435	0-0	.000	13-24	.542	27	52	79	2.8	38-1	11	14	8	5	53	1.9
2023-24	UND	15-0	121/8.0	12-18	.667	0-0	.000	10-11	.909	13	10	23	1.5	11-0	8	4	2	1	34	2.3
2024-25	UND	3-0	38/12.7	5-14	.357	0-0	.000	0-1	.000	4	5	9	3.0	4-0	2	3	0	1	10	3.3
TOTAL		77-1	839/10.9	80-153	.523	0-0	.000	67-94	.713	92	131	223	2.9	109-2	35	50	17	11	227	2.9

Single Game Highs

Statistic	Value	
Points	17	vs North Central (MN) 12/14/21
Rebounds	12	vs Wis.-Stout 11/22/22
Assists	2	7 times
Steals	2	at Kansas City 02/18/23
Blocks	2	vs North Dakota St. 12/30/22, vs Cal St. Fullerton 11/27/22
FG Made	7	vs North Central (MN) 12/14/21
FG Attempts	8	vs North Central (MN) 12/14/21, vs Waldorf 12/12/23
FT Made	12	at Kansas City 01/22/22
FT Attempts	13	at Kansas City 01/22/22



TREYSEN EAGLESTAFF

Jr. | G | 6-6 | 190

Hometown: Bismarck, N.D.
Previous School: Bismarck HS
Major: Communication

52

2023-24 (Sophomore): Started all 32 games this season, averaging 28.5 minutes per game...was the top three point shooter on the team with 80 made three pointers, also set a D1 era program record with 21 straight games with at least one made three pointer...was second in the Summit League with 2.5 three pointers per game...set a new career high with 33 points at Denver on 2/15, shooting 9-13 from the field, 5-8 from downtown and 10-11 from the foul line...set a new career best with six made three pointers at Utah Tech on 12/16...grabbed 72 rebounds over the course of the season, including a season high six against New Orleans in the Central Arkansas Thanksgiving Classic...dished out a season high six assists at Pacific on 11/20 and had 47 on the season...totaled 22 steals on the season, with a season high (and tied career best) three against Omaha on 2/8 and blocked 12 shots...blocked two shots in three games (Elon, St. Thomas and North Dakota State)

2022-23 (Freshman) – Played in all 33 games, making 11 starts—all from Dec. 19-Feb. 2...scored in double figures 13 times over the course of the season, including six straight games to close the season...averaged 8.4 points per game, with a season high 19 against Kansas City on Jan. 19, including the 18th three of the game which set a new team record...was second on the team with 57 three pointers made (1.7 per game, 15th in the Summit League) and shot .375 from three point range, with a season high five treys in three different games (Wis.-Stout Nov. 22, Kansas City Jan. 19 and at Oral Roberts Feb. 16)...also grabbed 82 rebounds (2.5 per game), dished out 55 assists (second on team) and led the team with 26 steals

Before UND: Joins North Dakota after spending four years with Bismarck High School ... Named Mr. Basketball in North Dakota following the 2021-22 season ... Rewrote the BHS record books with seven school records, including career points (1,634), career three-point makes (230), three-pointers made in a season (105), single-season points scored (774), most points in a single game (52), field goals made in a single game (18) and most three-pointers made in a game (10) ... Led Bismarck to a second-place finish at the 2021-22 WDA Tournament ... Averaged 30.3 points per game and 8.3 rebounds per game as a senior ... Put in 23.1 points per game as a junior and 13.0 points per game as a sophomore

Personal: Majoring in Communication...is the grandnephew of Robert Eaglestaff who played for UND in the 1970's

SEASON	TEAM	GP-GS	MIN/AVG	Field Goals		3-Point		F-Throws		Rebounds				Scoring						
				FG-FGA	FG%	3FG-3FGA	3FG%	FT-FTA	FT%	OFF	DEF	TOT	AVG	PF-FO	A	TO	BLK	STL	PTS	AVG
2022-23	UND	33-11	646/19.6	104-257	.405	57-152	.375	12-25	.480	11	71	82	2.5	28-0	55	45	9	26	277	8.4
2023-24	UND	32-32	913/28.5	160-369	.434	80-209	.383	60-74	.811	18	54	72	2.3	44-1	47	56	12	22	460	14.4
2024-25	UND	3-3	81/27.0	19-36	.528	6-14	.429	16-17	.941	1	5	6	2.0	6-0	8	6	0	1	60	20.0
TOTAL		68-46	1640/24.1	283-662	.427	143-375	.381	88-116	.759	30	130	160	2.4	78-1	110	107	21	49	797	11.7

Single Game Highs

Statistic	Value	
Points	33	at Denver 02/15/24
Rebounds	7	at Oral Roberts 02/16/23
Assists	8	vs Denver 03/03/23
Steals	3	at Omaha 01/12/23, vs Denver 03/03/23, vs Omaha 02/08/24
Blocks	2	6 times
FG Made	10	vs Utah Valley 11/14/24
FG Attempts	19	at Cal St. Fullerton 12/01/23
3FG Made	6	at Utah Tech 12/16/23
3FG Attempts	13	vs Kansas City 01/19/23
FT Made	10	at Denver 02/15/24
FT Attempts	11	at Denver 02/15/24



2024-25 SCHEDULE

BRIAN MATHEWS | F



DENG MAYAR | F

 OCT. 30 CONCORDIA COLLEGE EXHIBITION HOME OPENER	 NOV. 4 at COLORADO STATE	 NOV. 9 at UTSA	 NOV. 12 vs DICKINSON STATE at BISMARCK EVENT CENTER	 NOV. 14 UTAH VALLEY KIDS DAY	 NOV. 19 at NOTRE DAME
 NOV. 22 at LMU	 NOV. 26 vs BETHUNE-COOKMAN	 NOV. 27 SOUTHEASTERN LOUISIANA or GARDNER-WEBB	 DEC. 4 at EASTERN WASHINGTON	 DEC. 7 WEBER STATE	 DEC. 11 at UTAH VALLEY
 DEC. 15 UTSA	 DEC. 18 ALABAMA WHITEOUT	 DEC. 20 SOUTH DAKOTA MINES UGLY SWEATER NIGHT	 DEC. 29 WALDORF (Iowa)	 JAN. 2 OMAHA*	
 JAN. 4 ST. THOMAS*	 JAN. 9 at DENVER*	 JAN. 11 at ORAL ROBERTS*	 JAN. 16 at SOUTH DAKOTA STATE*	 JAN. 18 KANSAS CITY* TEACHER APPRECIATION	
 JAN. 23 SOUTH DAKOTA*	 JAN. 25 at NORTH DAKOTA STATE*	 FEB. 1 SOUTH DAKOTA STATE* GREEN OUT	 FEB. 6 at OMAHA*	 FEB. 8 at KANSAS CITY*	
 FEB. 13 DENVER* HERO DAY	 FEB. 15 ORAL ROBERTS*	 FEB. 22 NORTH DAKOTA STATE* SENIOR NIGHT FAN APPRECIATION	 FEB. 27 at ST. THOMAS*	 MAR. 1 at SOUTH DAKOTA*	

*CONFERENCE GAMES | SCHEDULE SUBJECT TO CHANGE