

UNIVERSITY OF HOUSTON BASKETBALL

ATHLETICS COMMUNICATIONS: 3204 Cullen Blvd. • Suite 2008 • Houston, TX • 77204 • Contact: Jeff Conrad (jconrad@central.uh.edu) O: (713) 743-9410 | C: (713) 557-3841 • UHCougars.com

#6/7 HOUSTON COUGARS (3-1 • 0-0 Big 12)

Charity Exhibition
 Oct. 27 #13/15 TEXAS A&M ESPN+ W, 79-64

Nov. 4 JACKSON STATE ESPN+ W, 97-40
 Mattress Firm Battleground 2k24 (Toyota Center • Houston)
 Nov. 9 vs. #11/11 Auburn ESPNU L, 69-74

Nov. 13 LOUISIANA ESPN+ W, 91-45
Nov. 22 HOFSTRA ESPN+ W, 80-44

Players Era Tournament (MGM Grand Garden Arena • Las Vegas)
 Nov. 26 vs. #9/9 Alabama TBS/Max 7 p.m.
 Nov. 27 vs. Notre Dame TBS/Max 11:30 p.m.
 Nov. 30 vs. TBA TBA

Big 12-BIG EAST Battle

Dec. 7	BUTLER	ESPN2	4:30 p.m.
Dec. 10	TROY	ESPN+	7 p.m.
Dec. 18	TOLEDO	ESPN+	7 p.m.
Dec. 21	TEXAS A&M-CORPUS CHRISTI	CBS5N	1 p.m.
Dec. 30	* at Oklahoma State	ESPN+	7 p.m.

Jan. 4 *rv/rv BYU ESPN+ 1 p.m.
Jan. 6 *TCU ESPN2 8 p.m.
 Jan. 11 * at Kansas State ESPNU 5 p.m.
Jan. 15 *WEST VIRGINIA ESPN+ 7 p.m.
 Jan. 18 * at UCF ESPN+ 11 a.m.
Jan. 21 *UTAH CBS5N 7 p.m.
 Jan. 25 * at #1/1 Kansas ESPN/ESPN2 5:30 p.m.
 Jan. 29 * at West Virginia ESPNU 6 p.m.

Feb. 1 *rv/rv TEXAS TECH ESPN/ESPN2 5 p.m.
Feb. 4 *OKLAHOMA STATE ESPN+ 7 p.m.
 Feb. 8 * at Colorado ESPNU 3 p.m.
Feb. 10 *#17/18 BAYLOR ESPN 8 p.m.
 Feb. 15 * at #24/23 Arizona ESPN/ESPN2 1 p.m.
 Feb. 18 * at rv - Arizona State ESPN/ESPN2 8 p.m.
Feb. 22 *#5/5 IOWA STATE ESPN/ESPN2 1 p.m.
 Feb. 24 * at rv/rv Texas Tech ESPN 8 p.m.

March 1 *#16/14 CINCINNATI CBS 3:30 p.m.

Senior Night
March 3 *#1/1 KANSAS ESPN 8 p.m.
 March 6 * at #17/18 Baylor ESPNU 8 p.m.

Phillips 66 Big 12 Championship (T-Mobile Center - Kansas City, Mo.)
 March 11-15 vs. TBA TBA

NCAA Tournament First Four (UD Arena • Dayton, Ohio)
 March 18-19 vs. TBA TBA

NCAA Tournament First/Second Rounds (Sites TBA)
 March 20-23 vs. TBA TBA

NCAA Tournament Regionals (Sites TBA)
 March 27-30 vs. TBA TBA

NCAA Tournament Final Four (Alamodome • San Antonio, Texas)
 April 5 vs. TBA TBA

NCAA Tournament National Championship (Alamodome • San Antonio, Texas)
 April 7 vs. TBA TBA

Home Games played in Fertitta Center and listed in **BOLD CAPS**
 All times are Central and subject to change
 Rankings listed as Associated Press/USA TODAY Sports Coaches'
 All games can be heard on **950 AM KPRC & Varsity Network app**

PLAYERS ERA FESTIVAL

#6/7 HOUSTON COUGARS (3-1 • 0-0 Big 12) vs. #9/9 ALABAMA CRIMSON TIDE (4-1 • 0-0 SEC)

5 p.m. (PST) • Tuesday, Nov. 26, 2024
MGM Grand Garden Arena (16,800) • Las Vegas
TBS/Max
950 AM KPRC • Varsity Network app

#6/7 HOUSTON TAKES ON FAMILIAR RECENT RIVAL at PLAYERS ERA FESTIVAL

- For the third time in the last four seasons, #6/7 Houston will meet #9/9 Alabama on the hardwood. The series continues on the first day of the Players Era Festival at 5 p.m. (PST) Tuesday, inside MGM Grand Garden Arena in Las Vegas.
- Alabama can boast of the most recent success after winning each of the last two meetings against the Cougars. Both games have been nail biters with the Crimson Tide winning by a total of seven points.
- This will be the first of three games in Las Vegas during Thanksgiving week. The Cougars meet Notre Dame for the first time since the 1989-90 season at 9:30 p.m. (PST) Wednesday before closing the event against an opponent to be determined Saturday.
- Houston enters this week's event following an 80-44 win over Hofstra on Friday night. Junior guard **Emanuel Sharp** posted a 16 points after hitting all five 3-point attempts while sophomore forward **Joseph Tugler** totaled 17 points with four rebounds and two 3-pointers. Freshman guard **Mercy Miller** added four points with a career-high nine rebounds in the win.

HEADLINES and STORYLINES

- With the next win in which he competes, graduate forward **J'Wan Roberts** will tie with forward **Fabian White Jr.** as the winningest student-athlete in program history. Roberts owns a 120-20 record during his Houston career while White posted a 121-29 mark from 2017 to 2022. Roberts is currently tied for second in Houston history with point guard **Jamal Shead** (120-18 record).
- Sophomore guard **Emanuel Sharp** now leads the Cougars and the Big 12 Conference and ranks second in the nation with a 73.3 3-point field goal percentage (11-of-15).
- With the Nov. 25 rankings, Houston continues to stand among the top 10 in both national polls this week. This marks the 44th straight week among the Associated Press Top 10 and the 89th consecutive week in the AP Top 25. Both are the nation's longest active streaks and Houston records.
- Since 2017-18, Houston ranks as the nation's second-winningest team with a 210-40 record. Only Gonzaga with a 217-30 record stands higher. Houston is the nation's winningest team over the last four (99) and five years (127) and is the second-winningest team over the last three (67), six (150) and seven (183) years.
- Head Coach Kelvin Sampson** is in his second decade with the Houston. A five-time National Coach of the Year recipient in 2023-24 and the 2024 Big 12 Coach of the Year, Sampson holds the school career record with a .769 winning percentage and is the only coach in school history to lead the Cougars to six straight NCAA Tournaments, five straight berths in the NCAA Tournament Sweet 16 or farther, three straight 30-win seasons and nine consecutive 20-win seasons.
- Graduate forward **J'Wan Roberts** looks to join Houston's career 1,000-Point Club in 2024-25 and is poised to join a more exclusive club. Roberts needs only 77 more points **AND** 166 more rebounds to become only the fourth player in school history with 1,000 points **AND** 1,000 rebounds during his career. He would join legendary centers **Elvin Hayes**, **Hakeem Olajuwon** and **Greg Anderson** in that group.

SETTING the SCENE

Television: TBS / Max
Brian Anderson (PxP)
Grant Hill (analyst)
Allie LaForce (reporter)

Radio: 950 AM KPRC / Varsity Network app
Jeremy Branham (PxP)
Elvin Hayes (analyst)
 Pregame show begins at 4:45 p.m. (PST)

Series vs. Alabama: Series tied 3-3
 First meeting since 2022-23 season
 Alabama won last two, three of last five
 Alabama won last, 71-65
 Fertitta Center • Houston (Dec. 10, 2022)
 Houston leads 3-1 at neutral site
 Houston won last at neutral site, 83-75
 Sun Carnival Tournament
 Special Events Center • El Paso, Texas (Dec. 29, 1979)
 First meeting in Las Vegas

Houston Head Coach: Kelvin Sampson
 (UNC Pembroke '78)
Career Record: 767-350 (36th year)
Houston Record: 267-80 (11th year)
 vs. Alabama: 3-5
 (0-2 with Houston; 2-1 with Oklahoma; 1-2 with Washington State)
 vs. Nate Oats: 0-2
 (0-2 with Houston)

Alabama Head Coach: Nate Oats
 (Marantha Baptist '98)
Career Record: 217-98 (10th yr.)
Alabama Record: 121-55 (6th yr.)
 vs. Houston: 2-0
 (2-0 with Alabama)
 vs. Kelvin Sampson: 2-0
 (2-0 with Alabama)

Up Next: Players Era Tournament
 vs. Notre Dame
 9:30 p.m. (PST) • Wednesday, Nov. 27
 MGM Grand Garden Arena • Las Vegas
 TBS/Max
 950 AM KPRC | Varsity Network app

X f @ UHCOUGARMBK
#ForTheCity #GoCoogs

THE KELVIN SAMPSON RADIO SHOW

J Bar M Barbecue • 2201 Leeland St. 7 p.m. • Throughout Big 12 season

Head Coach Kelvin Sampson holds his weekly radio show inside J Bar M Barbecue (2201 Leeland St., Houston, 77003).

Hosted by **Jeremy Branham**, the show airs from 7 to 8 p.m., during the Big 12 Conference season.

Each week, Coach Sampson and Jeremy discuss the latest news about Houston Basketball, the Big 12 Conference, the NCAA and more. Student-athlete and coaching and support staff guests

Join Coach and Jeremy on shows.
 Fans can tune in to 950 AM KPRC or listen via the Varsity Network app.

Fans can participate by tweeting questions to @UH-CougarMBK.

Thur., Jan. 2	Tue., Feb. 11
Wed., Jan. 8	Wed., Feb. 19
Mon., Jan. 13	Tue., Feb. 25
Wed., Jan. 22	Wed., March 5
Thur., Jan. 30	March 10 or 11
Wed., Feb. 5	March 17 or 18

HOUSTON COUGARS at a GLANCE (starters based on last game)

PROBABLE STARTERS	Pos.	Ht.	Wt.	Cl.-Exp.	Hometown	G-GS	PPG	RPG	Other
7 Milos Uzan	G	6-4	190	Jr.-TR	Las Vegas, Nev.	4-4	8.8	4.5	3.6 Ast-TO
4 L.J. Cryer	G	6-1	200	Gr.-1L	Katy, Texas	4-4	11.3	1.5	2.3 3 FG/gm
21 Emanuel Sharp	G	6-3	210	r-Jr.-2L	Tampa, Fla.	4-4	11.8	2.5	73.3 FG%
13 J'Wan Roberts	F	6-8	235	r-Gr.-4L	St. Thomas, V.I.	4-4	10.3	5.5	51.6 FG%
5 Ja'Vier Francis	F	6-8	235	Sr.-3L	New Orleans, La.	3-3	5.7	2.7	1.3 bpg

RESERVES	Pos.	Ht.	Wt.	Cl.-Exp.	Hometown	G-GS	PPG	RPG	Other
11 Joseph Tugler	F	6-8	230	So.-1L	Monroe, La.	4-1	8.5	5.8	1.8 bpg
23 Terrance Arceneaux	G	6-6	205	r-So.-2L	Beaumont, Texas	4-0	9.5	2.8	1.3 spg
8 Mylik Wilson	G	6-3	175	r-Gr.-1L	Rayville, La.	4-0	7.5	2.8	1.5 apg
3 Ramon Walker Jr.	G	6-5	215	Sr.-3L	Pearland, Texas	4-0	3.8	3.0	60.0 FG%
25 Mercy Miller	G	6-4	200	Fr.-HS	Sherman Oaks, Calif.	3-0	7.7	3.7	1.6 spg
2 Cedric Lath	C	6-9	260	r-So.-1L	Abidjan, Ivory Coast	3-0	2.7	2.7	2.0 orpg
0 Kordelius Jefferson	G	6-3	200	r-Fr.-RS	Arlington, Texas	3-0	1.3	0.7	33.3 FG%
12 Jacob McFarland	C	6-11	215	r-Fr.-RS	Moreno Valley, Calif.				Sitting out due to injury
24 Chase McCarty	F	6-6	220	Fr.-HS	Huntsville, Ala.				Has not played

QUICK FACTS

GENERAL INFORMATION

Location:	Houston, Texas
Founded:	1927
Enrollment:	47,981
Nickname:	Cougars
Colors:	Scarlet (PMS 186) and White
Arena (capacity):	Fertitta Center (7,035)
Court Name:	Penick Court
Affiliation:	NCAA Division I
Conference:	Big 12
President/Chancellor:	Dr. Renu Khator
Vice President for Athletics:	Eddie Nuñez
NCAA Faculty Representative:	Dr. Jason Porter
Athletics Ticket Office Phone:	(713) 60-COOGS (462-6647)

COACHING STAFF

Head Coach:	Kelvin Sampson (UNC Pembroke '78)
Record at Houston:	267-80 (11th yr.)
Career Record:	767-350 (36th yr.)
Assistant Coaches:	Kellen Sampson, Quannas White, K.C. Beard
Special Assistant to the Head Coach/Assistant Coach:	Hollis Price
Director of Player Development/Assistant Coach:	Anthony Goldwire

SUPPORT STAFF

Director of Operations & Basketball Strategy:	Bobby Champagne
Director of Operations:	Lauren Sampson
Video Coordinator:	Matthew McDonald
Associate AD for Sports Medicine:	John Houston
Director of Sports Performance:	Alan Bishop
Director of Program Strategy & Player Relations:	Bilal Batley
Associate Director of Operations:	Will Finch
Assistant Sports Performance Coach:	Bryan Clarke
Internal Operations:	Jonathan Loredo, Ryan Elvin, Justin Whatley
Graduate Assistant Athletics Trainer:	Shantelle Willingham
Student Managers:	Matthew Criswell, Carson Calhoun, Ben Still, Ciarra Merchant, Cameron Simmons, Daniela Perdomo, Trey Hill, Henry Kolassa, Kendal White, Andrew Gonzalez, Brady Wilkes, Andre Bonfiglio, Taelyn Harris

TEAM INFORMATION

2023-24 Record:	32-5
2023-24 Big 12 Finish:	15-3 (Champions)
2023-24 Big 12 Championship Finish:	2-1 (Finalist)
Starters Returning/Lost:	4/1
Lettermen Returning/Lost:	9/2
Newcomers:	3
Returning Scoring:	73.1% (1,987 of 2,720 pts.)
Returning Rebounding:	83.7% (1,150 of 1,374 rebs.)
Returning Assists:	48.3% (234 of 484 asts.)

FERTITTA CENTER

Capacity:	7,035
Record:	96-6 (.941)
Current Streak:	Win, 25 games (since Jan. 28, 2023)
First Game:	W, 65-61, vs. #18/21 Oregon (Dec. 1, 2018)
Attendance:	642,610 (6,301 avg.)
Renovation Cost:	\$60 million
Architects:	PGA and AECOM
Project Manager:	Turner Construction

HISTORY

First Season:	1946
All-Time Record:	1,438-883 (.620)
NCAA Tournament Appearances / Last:	24 / 2024
Postseason Record:	45-43 (.511)
National Championship Appearances:	2 (1984, 1983)
Final Four Appearances:	6 (2021, 1984, 1983, 1982, 1968, 1967)
Elite Eight Appearances:	7 (2022, 2021, 1984, 1983, 1982, 1968, 1967)
Sweet 16 Appearances:	16 (2024, 2023, 2022, 2021, 2019, 1983, 1983, 1982, 1971, 1970, 1968, 1967, 1966, 1965, 1961, 1956)
Last NCAA Appearance:	2024 NCAA Tournament (lost to #13/14 (4) Duke, Sweet 16, 51-54 (March 29, 2024))
Conference Regular-Season Championships / Last:	12 (2023-24)
Conference Tournament Championships / Last:	8 (2022)
NIT Appearances:	11 (2017, 2016, 2006, 2005, 2002, 1993, 1991, 1988, 1985, 1977, 1962)
Last NIT Appearance:	2017 (lost to Akron, First Round)

ATHLETICS COMMUNICATIONS

Assistant AD / Primary Basketball Contact:	Jeff Conrad
Office / Cell Phone:	(713) 743-9410 / (713) 557-3841
Email:	jaconrad@central.uh.edu

2024-25 HOUSTON COUGARS

No.	Name	Pos.	Ht.	Wt.	Cl.-Exp.	Hometown-High School (Last School)
0	Kordelius Jefferson	G	6-3	200	r-Fr.-RS	Bogue Chitto, Miss.-James Martin [Arlington, Texas]
2	Cedric Lath	C	6-9	260	r-So.-1L	Abidjan, Ivory Coast-Balboa School [San Diego, Calif.]
3	Ramon Walker Jr.	G	6-5	215	Sr.-3L	Pearland, Texas-Shadow Creek
4	L.J. Cryer	G	6-1	200	Gr.-1L	Katy, Texas-Morton Ranch (Baylor)
5	Ja'Vier Francis	F	6-8	235	Sr.-3L	New Orleans, La.-Montverde Academy [Fla.]
7	Milos Uzan	G	6-4	190	Jr.-TR	Las Vegas, Nev.-Desert Pines (Oklahoma)
8	Mylik Wilson	G	6-3	175	r-Gr.-1L	Rayville, La.-Rayville (Texas Tech/Louisiana)
11	Joseph Tugler	F	6-8	230	r-So.-1L	Monroe, La.-Cypress Falls [Houston]
12	Jacob McFarland	C	6-11	215	r-Fr.-RS	Moreno Valley, Calif.-Rancho Verde
13	J'Wan Roberts	F	6-8	235	r-Gr.-4L	St. Thomas, U.S. Virgin Islands-Shoemaker [Killeen, Texas]
21	Emanuel Sharp	G	6-3	210	r-Jr.-2L	Tampa, Fla.-Bishop McLaughlin Catholic School
23	Terrance Arceneaux	G	6-6	205	So.-2L	Beaumont, Texas-Beaumont United
24	Chase McCarty	F	6-6	220	Fr.-HS	Huntsville, Ala.-IMG Academy [Bradenton, Fla.]
25	Mercy Miller	G	6-4	200	Fr.-HS	Sherman Oaks, Calif.-Notre Dame

COACHING STAFF

Head Coach:	Kelvin Sampson (UNC Pembroke '78), 11th season
Assistant Coach:	Kellen Sampson (Oklahoma '07), 11th season
Associate Head Coach:	Quannas White (Oklahoma '06), 7th season
Assistant Coach:	K.C. Beard (Boise State '08), 11th season overall
Special Assistant to the Head Coach/Assistant Coach:	Hollis Price (Oklahoma '11), 11th season
Director of Player Development/Assistant Coach:	Anthony Goldwire (Houston '20), 5th season

SUPPORT STAFF

Director of Operations & Basketball Strategy:	Bobby Champagne (South Alabama '90)
Director of Operations:	Lauren Sampson (Oklahoma '04)
Video Coordinator:	Matthew McDonald (Houston '19)
Associate AD for Sports Medicine:	John Houston (Texas Tech '91)
Director of Sports Performance:	Alan Bishop (Utah State '09)
Director of Program Strategy & Player Relations:	Bilal Batley (Oklahoma '07)
Associate Director of Operations:	Will Finch (Indiana '07)
Assistant Director of Sports Performance:	Bryan Clarke (Texas Southern '19)
Internal Operations:	Jonathan Loredo (Houston '24), Ryan Elvin (Houston '23), Justin Whatley (North Carolina Central '21)
Graduate Assistant Athletics Trainer:	Shantelle Willingham (North Carolina Central '23)
Student Managers:	Matthew Criswell, Carson Calhoun, Ben Still, Ciarra Merchant, Cameron Simmons, Daniela Perdomo, Trey Hill, Henry Kolassa, Kendal White, Andrew Gonzalez, Brady Wilkes, Andre Bonfiglio, Taelyn Harris

PRONUNCIATION GUIDE

Names	
TERRANCE ARCEAUX	Tair-Ents Ar-Suh-No
Bobby CHAMPAGNE	Sham-Pain
L.J. CRYER	Cry-Er
Ja'VIER Francis	Jay-Vee-Ur
KORDELIUS Jefferson	Kor-Dell-E-Uss
CEDRIC LATH	Said-Rick Lot
Jacob MCFARLAND	Mick-Far-Land
J'WAN Roberts	Juh-Wahn
EMANUEL Sharp	E-Man-You-Ell
Joseph TUGLER	Tug-Lur
MILOS UZAN	My-Los (rhymes with dose) You-Zan
QUANNAS White	Kwah-Nus
MYLIK Wilson	Muh-Leek

Hometowns	
ABIDJAN, Ivory Coast	Ah-Buh-Jahn
BEAUMONT, Texas	Bo-Mont
BOGUE CHITTO, Miss.	Bo-Guh Chit-O
MORENO Valley, Calif.	More-A-No
PEARLAND, Texas	Pair-Land



HOUSTON x JORDAN BRAND

- In April 2018, the Cougars became the seventh school to be selected to join the Jordan Brand family.
- Houston is one of 12 schools to wear the Jumpman logo, joining North Carolina, Michigan, Oklahoma, Florida, Georgetown, Marquette, San Diego State, UCLA, Morehouse, Howard and Cincinnati.
- In December 2020, Houston Women's Basketball joined the Jumpman roster.

UP NEXT

- Following Tuesday's game, Houston continues its tournament stay against Notre Dame inside MGM Grand Garden Arena at 9:30 p.m. PST/11:30 p.m. CST, Wednesday)
 - From there, the Cougars face a to-be-determined opponent on Nov. 30 inside MGM Grand Garden Arena.
 - The Cougars return to Fertitta Center to play host to Butler in the Big East-Big 12 Battle inside Fertitta Center on Dec. 7.
 - That game will air on ESPN2.
 - All Houston Men's Basketball games can be heard on 950 AM KPRC and the Varsity Network app.



HOUSTON JOINS BIG 12

- The University of Houston Athletics Department officially entered a new era when it joined the Big 12 Conference on July 1, 2023.
 - Cougars joined with BYU, Cincinnati and UCF to become part of the league prior to the 2023-24 season.
 - The University of Houston accepted an invitation to join the league on Sept. 9, 2021.
 - In 2024-25, the league welcomes Arizona, Arizona State, Colorado and Utah to the 16-team Big 12.
 - For the first time in school history, Houston will play a 20-game conference schedule in 2024-25.

TEAM COMPARISON

Category	UH	UA
Associated Press (as of Nov. 25)	#6	#9
USA TODAY Sports Coaches (as of Nov. 25)	#7	#9
NET ranking (Final 2023-24)	#2	#10
KenPom (thru Nov. 23, 2024)	1st (+31.09)	10th (+24.22)
Offensive Efficiency	4th (120.2)	3rd (121.3)
Defensive Efficiency	1st (89.1)	49th (97.1)
ESPN BPI (thru Nov. 23, 2024)	1st (23.5)	8th (18.1)
Overall Record	3-1	4-1
Conference	Big 12	SEC
Conference Record	0-0 (t-1st)	0-0 (t-1st)
Points	84.3	89.6
Opp. Points	50.8	74.2
Scoring Margin	+33.5	+15.4
Rebounds	39.3	43.0
Opp. Rebounds	29.5	36.8
Rebounding Margin	+9.8	+6.2
Field Goal Pct.	48.2	49.0
Opp. Field Goal Pct.	36.2	45.0
3-Point Pct.	48.8	30.8
Opp. 3-Point Pct.	27.2	30.6
3-Point FG per game	9.8	9.0
Free Throw Pct.	72.2	71.4
Opp. Free Throw Pct.	70.6	62.7
Free Throws Made per Game	13.0	19.0
Personal Fouls	14.8	17.4
Assists	14.8	18.2
Turnovers	8.3	10.4
Turnovers Forced	17.8	10.2
Turnover Margin	+9.5	-0.2
Assist/Turnover Ratio	1.8	1.8
Blocked Shots	4.8	5.4
Steals	11.0	5.2

COUNTDOWN

J'Wan Roberts

52nd in UH history

77

With 77 more points in 2024-25, graduate forward **J'Wan Roberts** will reach the 1,000-point milestone in his Houston career. He currently has 923 points.

Fourth in UH history

166

With 166 more rebounds in 2024-25, graduate forward **J'Wan Roberts** will reach the 1,000-rebound milestone in his Houston career. He currently has 834 rebounds.

Mylik Wilson

61

With 67 more points in 2024-25, graduate guard **Mylik Wilson** will reach the 1,000-point milestone in his collegiate career. He currently has 939 career points (189 with Houston [2023 – present; 81 with Texas Tech [2021-22] and 669 with Louisiana [2019-21]).

• Houston went on to win 14 of its next 15 Big 12 Conference games to capture the regular-season championship in its first year in the league.

HOUSTON in NATIONAL POLLS

- Houston stood at #6 in the Associated Press (1,125 points) and at #7 in the *USA TODAY Sports* Coaches (559 pts.) polls, as of Nov. 25.
- With the Nov. 25 ranking, Houston was ranked in the AP Top 25 for the 234th week in program history.
- With the Nov. 25 ranking, Houston owns the nation's longest active streak of being ranked at 89 consecutive weeks. Gonzaga previously held the honor at 143 straight weeks before falling out of the Jan. 15 poll.

Record when Ranked: With its No. 13 win over Louisiana, Houston is 356-79 when playing as a ranked team in program history.

as #6: Houston is 30-5 when competing as the #6 (AP) team during its history.

KELVIN SAMPSON vs. ALABAMA (3-5)

Houston 0-2 • Oklahoma 2-1
Washington State 1-2
1-1 Home • 0-0 Road • 2-3 Neutral

with Houston (0-2)

Dec. 10, 2022 L 65-71 **Fertitta Center**
Dec. 11, 2021 L 82-83 **Tuscaloosa, Ala.**

with Oklahoma (2-1)

Dec. 31, 2005 W 68-56 **Norman, Okla.**
AT&T Wireless Classic (Madison Square Garden)
Nov. 14, 2002 L 62-68 **New York**
All-College Tournament (The Myriad)
Dec. 28, 1997 W 79-61 **Oklahoma City**

with Washington State (1-2)

Dec. 4, 1993 W 76-70 **Spokane, Wash.**
Dec. 4, 1992 L 68-70 **Birmingham, Ala.**
Rainbow Classic (Neal S. Blaisdell Center)
Dec. 30, 1991 L 68-71 **Honolulu**

KELVIN SAMPSON vs. NATE OATS (0-2)

0-1 Home • 0-1 Road

Sampson (Houston) v. Oats (Alabama)
Dec. 10, 2022 L 65-71 **Fertitta Center**
Dec. 11, 2021 L 82-83 **Tuscaloosa, Ala.**

NET NOTES

- The first edition of the 2024-25 NCAA NET rankings will be released Dec. 2.
- Houston finished second in the final NET rankings of the 2023-24 season. Alabama ended the year at #10.
- Ranking system relies on game results, strength of schedule, game location, scoring margin, net offensive and defensive efficiency and qualities of wins and losses.
- Using the quadrant system, the quality of wins and losses will be organized based on game location and the opponent's NET ranking.
 - **Quadrant 1: Home** 1-30 | **Neutral** 1-50 | **Away** 1-75
 - **Quadrant 2: Home** 31-75 | **Neutral** 51-100 | **Away** 76-135
 - **Quadrant 3: Home** 76-160 | **Neutral** 101-200 | **Away** 135-240
 - **Quadrant 4: Home** 161-353 | **Neutral** 201-353 | **Away** 241-353
- Replaced RPI as primary sorting tool for evaluating teams.
- Approved in July 2019 after consultation with Division I Men's Basketball Committee, National Association of Basketball Coaches, top basketball analytics and Google Cloud Professional Services.

WITH A WIN...

- Houston improves to 4-1 overall in 2024-25.
- Houston improves to 1,439-883 in its history.
- The Cougars move to 358-79 when competing as a ranked team.
- Houston improves to 31-5 when playing as the #6 (AP) team in its history.
- The Cougars win their seventh straight game as #6 (AP) team.
- Houston improves to 6-9 when facing the #9 (AP) team.
- The Cougars end a five-game losing streak against the #9 (AP) team. Houston's last win against the #9 (AP) team was a 79-76 victory over #9 SMU inside Hofheinz Pavilion in Houston on March 3, 1985.
 - The Cougars move to 4-3 against Alabama during the series history.
 - Houston snaps a two-game losing streak against Alabama.
 - Houston moves to 4-1 against Alabama at a neutral site.
- **Head Coach Kelvin Sampson** improves to 768-350 in his career and 268-80 in his Houston tenure.
 - Sampson improves to 4-5 against Alabama during his career.
 - Sampson moves to 1-2 against Alabama Head Coach Nate Oats during their careers.

BOUNCING BACK

- Under **Head Coach Kelvin Sampson's** leadership, the Cougars have posted a 28-2 record, including 23 straight wins at one point, in those games.
- The Cougars have won handily in those games, winning by an average of 18.9 points per game (568 points in 30 games).
 - In their most recent game following a regular-season loss, the Cougars took a 91-45 win over Louisiana inside Fertitta Center on Nov. 13. That victory came after a 79-74 loss to #11/11 Auburn during the nightcap of the Mattress Firm Battleground 2k24 inside Toyota Center in Houston on Nov. 9.
 - Houston has lost consecutive games only twice since Feb. 1, 2017.
 - In the most recent losing streak during the 2023-24 season, the Cougars fell 57-53 at Iowa State (Jan. 9, 2024) and lost at TCU, 68-67 (Jan. 13, 2024).

HOUSTON'S RECORD ...

Category	2024-25 Record	Pct.	Sampson Era Record	Pct.
All Games	3-1	.750	267-80	.769
Conference Games	0-0	.000	132-47	.737
Big 12 Games	0-0	.000	15-3	.833
American Games	---	---	117-44	.727
Non-Conference Games	3-1	.750	135-33	.804
Postseason Games	0-0	.000	28-15	.651
Home Games	3-0	1.000	153-22	.874
Away Games	0-0	.000	65-41	.613
Neutral-Site Games	0-1	.000	48-17	.738
vs. Ranked Opponents	0-1	.000	21-21	.500
vs. Unranked Opponents	3-0	1.000	246-59	.807
Winning Opening Tip	2-0	1.000	169-34	.833
Opp. Wins Opening Tip	1-1	.500	98-46	.681
Scoring First	3-1	.750	180-30	.857
Opp. Scores First	0-0	.000	87-51	.630
Leading at Halftime	3-1	.750	231-29	.888
Trailing at Halftime	0-0	.000	34-48	.415
Tied at Halftime	0-0	.000	2-3	.400
Leading With 5:00 Remaining	3-0	1.000	251-16	.940
Trailing With 5:00 Remaining	0-1	.000	11-60	.155
Tied With 5:00 Remaining	0-0	.000	5-3	.625
in Overtime	0-0	.000	8-5	.615
Shooting 40+ Percent	3-1	.750	224-34	.868
Shooting 35-39.99 Percent	0-0	.000	32-29	.525
Shooting <35 Percent	0-0	.000	11-17	.393
Opp. Shoots 40+ Percent	0-1	.000	84-71	.542
Opp. Shoots 35-39.99 Percent	0-0	.000	80-5	.941
Opp. Shoots <35 Percent	3-0	1.000	103-4	.963
More 3-Pointers than Opp.	3-0	1.000	178-36	.832
Fewer 3-Pointers than Opp.	0-1	.000	64-37	.634
Equal 3-Pointers as Opp.	0-0	.000	25-7	.781
More Free Throws than Opp.	2-1	.667	135-17	.888
Fewer Free Throws than Opp.	1-0	1.000	119-62	.657
Equal Free Throws as Opp.	0-0	.000	13-1	.929
More Rebounds than Opp.	3-0	1.000	214-33	.866
Fewer Rebounds than Opp.	0-0	.000	47-42	.528
Equal Rebounds as Opp.	0-1	.000	6-5	.545
More Assists than Opp.	3-0	1.000	206-22	.904
Fewer Assists than Opp.	0-1	.000	47-52	.475
Equal Assists than Opp.	0-0	.000	14-6	.700
More Turnovers than Opp.	0-0	.000	67-33	.670
Fewer Turnovers than Opp.	3-1	.750	185-43	.811
Equal Turnovers than Opp.	0-0	.000	15-4	.789
Scoring 100+ Pts.	0-0	.000	11-0	1.000
Scoring 90-99 Pts.	2-0	1.000	22-0	1.000
Scoring 80-89 Pts.	1-0	1.000	69-4	.945
Scoring 70-79 Pts.	0-0	.000	102-14	.879
Scoring 60-69 Pts.	0-1	.000	58-33	.637
Scoring <60 Pts.	0-0	.000	5-29	.147
Allowing 100+ Pts.	0-0	.000	0-0	.000
Allowing 90-99 Pts.	0-0	.000	4-1	.800
Allowing 80-89 Pts.	0-0	.000	4-15	.211
Allowing 70-79 Pts.	0-1	.000	27-28	.491
Allowing 60-69 Pts.	0-0	.000	82-27	.752
Allowing <60 Pts.	3-0	1.000	150-8	.949
Games Decided By 1-3 Pts.	0-0	.000	18-25	.419
Games Decided By 4-6 Pts.	0-1	.000	31-16	.660
Games Decided By 7-10 Pts.	0-0	.000	37-15	.712
Games Decided By 11+ Pts.	2-0	1.000	180-24	.882
November	3-1	.750	50-7	.877
December	0-0	.000	62-13	.827
January	0-0	.000	55-23	.705
February	0-0	.000	53-18	.746
March	0-0	.000	47-18	.723
April	0-0	.000	0-1	.000
in White Houston Uniforms	1-1	.500	125-28	.817
in White Cougars Uniforms	2-0	1.000	24-3	.889
in White Throwback Uniforms	0-0	.000	13-2	.867
in Red Houston Uniforms	0-0	.000	46-33	.583
in Red Script Uniforms	0-0	.000	3-2	.600
in Black Houston Uniforms	0-0	.000	26-8	.765
in Black Cougars Uniforms	0-0	.000	15-3	.833
in Grey Uniforms	0-0	.000	15-1	.929



2024-25 STANDINGS
through games of Nov. 23, 2024

TEAM	BIG 12 GAMES			ALL GAMES		
	W	L	Pct.	W	L	Pct.
BYU	0	0	.000	5	0	1.000
Cincinnati	0	0	.000	5	0	1.000
Kansas	0	0	.000	5	0	1.000
Colorado	0	0	.000	4	0	1.000
Iowa State	0	0	.000	3	0	1.000
Arizona State	0	0	.000	5	1	.833
Texas Tech	0	0	.000	5	1	.833
Kansas State	0	0	.000	4	1	.800
Oklahoma State	0	0	.000	4	1	.800
TCU	0	0	.000	4	1	.750
UCF	0	0	.000	4	1	.800
Utah	0	0	.000	4	1	.800
Houston	0	0	.000	3	1	.750
West Virginia	0	0	.000	3	1	.750
Arizona	0	0	.000	2	2	.500
Baylor	0	0	.000	4	2	.667

UPCOMING GAMES

Tue., Nov. 26 *Players Era Tournament (MGM Grand Garden Arena - Las Vegas)*
Houston vs. Alabama 7 p.m. TBS
Maui Invitational (Maui, Hawaii)
Colorado vs. TBA ESPN/2
Iowa State vs. TBA 7:30/10pm ESPNU
Vegas Showdown (Las Vegas - T-Mobile Arena)
Kansas vs. Duke 8 p.m. ESPN
Mississippi Valley State at Utah 8 p.m. ESPN+

Wed., Nov. 27 *Players Era Tournament (MGM Grand Garden Arena - Las Vegas)*
Houston vs. Notre Dame 11:30p.m. TBS
New Orleans at Baylor 1 p.m. ESPN+
Milwaukee at UCF 6 p.m.
Alabama State at Cincinnati 6 p.m. ESPN+
Maui Invitational (Maui, Hawaii)
Colorado vs. TBA TBA
Iowa State vs. TBA TBA
Battle 4 Atlantis (Imperial Arena - Paradise Island, Bahamas)
Arizona vs. Davidson 6:30 p.m. ESPN2
West Virginia vs. Gonzaga 1:30 p.m. ESPN/2

Thur., Nov. 28 *Battle 4 Atlantis (Imperial Arena - Paradise Island, Bahamas)*
Arizona vs. Oklahoma/Providence TBA ESPN/2
West Virginia vs. Louisville/Indiana 11:30pm/10m ESPN/2
Rady Children's Invitational (San Diego, Calif.)
BYU vs. Mississippi 4:30 p.m. FS1
Acrisure Classic (Palm Springs, Calif. - Acrisure Arena)
TCU vs. Santa Clara 3 p.m. truTV
Arizona State vs. New Mexico 8:30 p.m.
Fri., Nov. 29 Northern Colorado at Texas Tech 7 p.m. ESPN+
Battle 4 Atlantis (Imperial Arena - Paradise Island, Bahamas)
Arizona vs. TBD TBA ESPN/2
West Virginia vs. TBD TBA ESPN/2
Rady Children's Invitational (San Diego, Calif.)
BYU vs. Purdue/NC State 1:30/4 p.m. FOX
Acrisure Classic (Palm Springs, Calif. - Acrisure Arena)
TCU vs. Colorado State/Washington TBA truTV
Arizona State vs. St. Mary's/USC

RECENT GAMES

Mon., Nov. 25 *Maui Invitational (Maui, Hawaii)*
Colorado vs. Michigan State
Iowa State vs. Auburn

Sun., Nov. 24 *Greensboro Tip-Off (Greensboro, N.C.)*
UCF vs. LSU
U.S. Virgin Islands Paradise Jam (UVI Sports & Fitness Center - St. Thomas, V.I.)
Kansas State vs. Liberty
Shriners Children's Charleston Classic (Charleston, S.C.)
Oklahoma State vs. Nevada

Sat., Nov. 23 at BYU 87, Mississippi Valley State 43
Cincinnati 81, at Georgia Tech 58

Fri., Nov. 22 **at Houston 80, Hofstra 44**
Greensboro Tip-Off (Greensboro, N.C.)
vs. Wisconsin 86, UCF 70
at Utah 84, Utah Tech 53
U.S. Virgin Islands Paradise Jam (UVI Sports & Fitness Center - St. Thomas, V.I.)
Kansas State 83, George Washington 71
Duke 69, at Arizona 55
Baha Mar Hoops (Baha Mar Resort - Nassau, Bahamas)
Tennessee 77, Baylor 62
Charleston Classic (Charleston, S.C.)
Oklahoma State 80, Miami (Fla.) 74
Legends Classic (Bardays Center - Brooklyn, N.Y.)
Texas Tech 79, Syracuse 74

ABOUT ALABAMA

- Alabama brings a 4-1 record into Tuesday's game at the Players Era Festival.
- As of Nov. 18, the Crimson Tide was ranked at #8 in the Associated Press poll with 1,084 points and was tied for seventh with Houston in the USA TODAY Sports Coaches poll with 470 points.
- In its most recent action, Alabama took a 100-87 win over #25/20 Illinois inside Legacy Arena in Birmingham, Ala., on Tuesday night.
- The Crimson Tide has alternated wins and losses over their last three games.
- Against Illinois, graduate forward Grant Nelson led all players with 23 points on 9-of-15 shooting and added team-high of eight rebounds, four 3-pointers and four steals. Sophomore guard Aden Holloway posted 18 points on 7-of-10 shooting and dished out a pair of assists while freshman guard Labaron Philon and graduate guard Latrell Wrightsell Jr finished with 16 points apiece in the win.
- This season Nelson leads Alabama with 14.2 points per game and is second on the team with 7.0 rebounds per contest. Guard Mark Sears stands second with 13.8 points per game with Wrightsell and Philon tied for third with 12.8 points per game. Philon leads the Crimson Tide with 5.2 assists and 1.4 steals per game.

Head Coach: Nate Oats is in his sixth season at Alabama and his 10th year as a collegiate head coach.

- Oats has built a 121-55 record at Oklahoma during his career.
- Oats previously compiled a 96-43 mark at Buffalo (2015-19).
- Oats is 2-0 against Houston during his career.
- Oats is 2-0 against Houston **Head Coach Kelvin Sampson** during their careers.
- 1998 graduate of Marantha Baptist.

SERIES HISTORY vs. ALABAMA

- After six games, the series against Alabama is tied at 3-3.
- Series began with a 76-68 Houston win at the Sugar Bowl Classic in New Orleans on Dec. 28, 1956.
- Houston has lost the last two meetings in the series, including a 71-65 setback against the #8/10 Crimson Tide inside Fertitta Center in Houston on Dec. 10, 2022, in the most recent encounter.
- The Cougars' last win against the Crimson Tide was an 83-75 win at the Sun Carnival Tournament inside Special Events Center in El Paso, Texas, on Dec. 29, 1979.

at Neutral Site: Houston owns a 3-1 lead in games played at a neutral site in the series against Alabama.

- In the last neutral-site meeting, Houston took an 83-75 win at the Sun Carnival Tournament inside Special Events Center in El Paso, Texas, on Dec. 29, 1979.
- In the first neutral-site meeting, the Cougars enjoyed a 76-68 win at the Sugar Bowl Classic in New Orleans on Dec. 28, 1956.

in Las Vegas: Tuesday's game will be the first time Houston has faced Alabama in Las Vegas.

KELVIN SAMPSON vs. ALABAMA

- Houston **Head Coach Kelvin Sampson** has posted a 3-5 record against Alabama during his career.
- Includes an 0-2 mark with Houston, a 2-1 record with Oklahoma and a 1-2 mark with Washington State.
- Sampson's teams have lost the last two meetings against Alabama, including a 71-65 setback against the #8/10 Crimson Tide inside Fertitta Center in Houston on Dec. 10, 2022, in the most recent encounter.
- Sampson's last win against Alabama was a 68-56 victory in Norman, Okla., with his 2005-06 Oklahoma squad.
- In his first meeting against the Crimson Tide, Sampson's 1991-92 Washington State team fell 71-68 at the Rainbow Classic inside Neal S. Blaisdell Center in Honolulu on Dec. 30, 1991.

in Neutral-Site Games: Sampson is 1-2 against Alabama in neutral site games during his career.

- Includes a 1-1 mark with Oklahoma and an 0-1 mark with Washington State.
- Tuesday's game will be his first neutral-site meeting against Alabama with Houston.
- In the most recent neutral-site game, Sampson's 2002-03 Oklahoma squad dropped a 68-62 decision to Alabama inside Madison Square Garden in New York on Nov. 14, 2002.
- In the first neutral-site showdown, Sampson's 1991-92 Washington State team fell 71-68 at the Rainbow Classic inside Neal S. Blaisdell Center in Honolulu on Dec. 30, 1991.

KELVIN SAMPSON vs. NATE OATS

- Houston **Head Coach Kelvin Sampson** has posted an 0-2 record against Alabama Head Coach Nate Oats during their careers.
- In the most recent meeting, Sampson's 2022-23 #1/1 Houston team dropped a 71-65 loss to the #8/10 Crimson Tide inside Fertitta Center in Houston on Dec. 10, 2022.
- In his first encounter against Alabama with Houston, Sampson's #14/13 Cougars fell 83-82 to the #9/9 Crimson Tide inside Coleman Coliseum in Tuscaloosa, Ala., on Dec. 11, 2021.

at Neutral Site: Tuesday's game will be the first time Sampson has faced Alabama at a neutral site.

NATIONAL POLLS
as of Nov. 18, 2024

2024-25 opponents/possible opponents in bold

Associated Press

Rk.	Team	Record	Pts.
1.	Kansas (51)	5-0	1,536
2.	UConn (6)	4-0	1,429
3.	Gonzaga (2)	5-0	1,428
4.	Auburn (3)	4-0	1,393
5.	Iowa State	3-0	1,216
6.	Houston	3-1	1,125
7.	Tennessee	6-0	1,116
8.	Kentucky	5-0	1,075
9.	Alabama	4-1	1,065
10.	Marquette	6-0	1,004
11.	Duke	4-1	986
12.	North Carolina	3-1	976
13.	Purdue	5-1	865
14.	Indiana	4-0	666
15.	Wisconsin	7-0	641
16.	Cincinnati	5-0	610
17.	Baylor	4-2	482
18.	Florida	6-0	466
19.	Arkansas	4-1	387
20.	Texas A&M	4-1	318
21.	Creighton	4-1	198
22.	Xavier	5-0	191
23.	Mississippi	5-0	180
24.	Arizona	2-2	154
25.	Mississippi State	5-0	86

Others receiving votes: **BYU 70**, Pittsburgh 62, Texas 57, Ohio State 55, Saint Mary's (Calif.) 52, Illinois 50, Memphis 38, **Texas Tech 31**, Drake 29, Nebraska 21, Michigan State 14, Georgia 11, St. John's 10, **Oregon 10**, Penn State 9, Utah State 6, Vanderbilt 6, Nevada 5, UCLA 5, **Arizona State 5**, Maryland 4, Providence 3, Furman 2, Florida State 1, Columbia 1.

USA TODAY Sports Coaches'

Rk.	Team	Record	Pts.
1.	Kansas (25)	5-0	767
2.	UConn (2)	4-0	717
3.	Auburn (3)	4-0	707
4.	Gonzaga (1)	5-0	689
5.	Iowa State	3-0	602
6.	Tennessee	6-0	587
7.	Houston	3-1	559
8.	Kentucky	5-0	539
9.	Alabama	4-1	527
10.	Duke	4-1	502
11.	Marquette	6-0	499
12.	Purdue	5-1	429
13.	North Carolina	3-1	424
14.	Cincinnati	5-0	330
15.	Indiana	4-0	262
16.	Florida	6-0	260
17.	Wisconsin	7-0	252
18.	Baylor	4-2	244
19.	Creighton	4-1	167
20.	Texas A&M	4-1	146
21.	Arkansas	4-1	128
22.	Xavier	5-0	85
23.	Arizona	2-2	76
24.	Mississippi	5-0	73
25.	Pittsburgh	6-1	66

Others receiving votes: **BYU 60**, Texas 43, Mississippi State 43, Illinois 42, St. John's 40, **Texas Tech 39**, Ohio State 38, Saint Mary's (Calif.) 33, Drake 23, Memphis 21, Nebraska 20, **Oregon 8**, Rutgers 7, Dayton 5, Michigan State 4, UCLA 3, Georgia 3, Nevada 2, Utah State 1, Penn State 1, Maryland 1, LSU 1.

WEEK-by-WEEK

Date	AP	Coaches
Preseason	#4 (4) [1,343]	#4 (4) [698]
Week 1 (Nov. 11)	#8 [1,070]	#4 [1,488]
Week 2 (Nov. 18)	#7 [1,091]	#7 [1,470]
Week 3 (Nov. 25)	#6 [1,125]	#7 [559]
Week 4 (Dec. 2)	---	---
Week 5 (Dec. 9)	---	---
Week 6 (Dec. 16)	---	---
Week 7 (Dec. 23)	---	---
Week 8 (Dec. 30)	---	---
Week 9 (Jan. 6)	---	---
Week 10 (Jan. 13)	---	---
Week 11 (Jan. 20)	---	---
Week 12 (Jan. 27)	---	---
Week 13 (Feb. 3)	---	---
Week 14 (Feb. 10)	---	---
Week 15 (Feb. 17)	---	---
Week 16 (Feb. 24)	---	---
Week 17 (March 3)	---	---
Week 18 (March 10)	---	---
Week 19 (March 17)	---	---
Final (April 8)	---	---

() - First-place votes | [] Poll points

WINNINGEST NCAA DIVISION I TEAMS since 2017-18
through Nov. 23, 2024 | 2024-25 opponents/possible opponents in bold

Rk.	School	Last 8 Yrs	Last 7 Yrs (Rk.)	Last 6 Yrs (Rk.)	Last 5 Yrs (Rk.)	Last 4 Yrs (Rk.)	Last 3 Yrs (Rk.)	2024-25	2023-24	2022-23	2021-22	2020-21	2019-20	2018-19	2017-18
1.	Gonzaga	218-30	186-25 (1)	153-21 (1)	122-19 (2)	91-18 (4)	63-14 (4)	5-0	27-8	31-6	28-4	31-1	31-2	33-4	32-5
2.	Houston	211-40	184-32 (2)	151-28 (2)	128-20 (1)	100-16 (1)	68-10 (2)	3-1	32-5	33-4	32-6	28-4	23-8	33-4	27-8
3.	Kansas	196-55	165-47 (3)	139-37 (3)	111-34 (t4)	90-25 (t5)	56-19 (9)	5-0	23-11	28-8	34-6	21-9	28-3	26-10	31-8
4.	Duke	189-57	160-49 (4)	128-43 (t8)	103-37 (t9)	90-26 (t5)	58-19 (t7)	4-1	27-9	27-9	32-7	13-11	25-6	32-6	29-8
5.	Purdue	187-62	157-55 (t5)	131-45 (t6)	115-30 (3)	97-20 (2)	68-12 (t2)	5-1	34-5	29-6	29-8	18-10	16-15	26-10	30-7
t6.	Virginia	179-55	148-52	113-49	90-42	72-35	51-21	3-2	23-11	25-8	21-14	18-7	23-7	35-3	31-3
t6.	San Diego State	179-59	157-48 (t5)	136-35 (4)	106-33 (t7)	83-28 (9)	60-19 (t5)	2-1	26-11	32-7	23-9	23-5	30-2	21-13	22-11
t8.	Tennessee	177-66	151-57 (10)	120-51	103-37 (t9)	85-28 (t7)	58-20 (t7)	6-0	27-9	25-11	27-8	18-9	17-14	31-6	26-9
t8.	Liberty	176-67	154-52 (8)	125-45 (10)	95-41	72-35	50-24	5-1	18-14	27-9	22-11	23-6	30-4	29-7	22-15
10.	Auburn	174-65	148-57	118-47	93-41	80-27 (t10)	52-21	4-0	27-8	21-13	28-6	13-14	25-6	30-10	26-
11.	Belmont	173-59	149-50	122-44	96-37	70-33	45-25	4-1	20-13	21-11	25-8	26-4	26-7	27-6	24-9
t12.	Vermont	172-54	145-46	118-39	92-32	82-27 (10)	54-21 (t10)	3-3	28-7	23-11	28-6	10-5	26-7	27-7	27-8
t12.	Drake	172-72	155-55 (7)	131-45 (t6)	111-31 (t4)	85-26 (t7)	60-15 (t5)	5-0	28-7	27-8	25-11	26-5	20-14	24-10	17-17
t12.	Villanova	172-73	135-68	110-58	86-51	68-44	38-36	3-3	18-16	17-17	30-8	18-7	24-7	26-10	36-5
15.	Baylor	171-66	152-51 (9)	132-37 (5)	106-33 (t7)	78-31	51-24	4-2	24-11	23-11	27-7	28-2	26-4	20-14	19-15
16.	North Carolina	168-80	142-69	113-62	99-42	81-31	52-22	3-1	29-8	20-13	29-10	18-11	14-19	29-7	26-11
17.	Michigan State	167-76	137-71	105-64	83-55	68-42	45-29	4-1	20-15	21-13	23-13	15-13	22-9	32-7	30-5
18.	Kentucky	166-70	140-59	110-52	85-46	76-30	50-22	5-0	23-10	22-12	26-8	9-16	25-6	30-7	26-11
19.	South Dakota State	165-65	137-58	113-49	91-39	75-32	45-27	4-1	22-13	19-13	30-5	16-7	22-10	24-9	28-7
19.	Texas Tech	165-79	138-69	107-62	89-49	71-40	44-28	5-1	23-11	16-16	27-10	18-11	18-13	31-7	27-10

LAST TIME OUT

#7/7 Houston 80, rv/- Hofstra 44 • Fertitta Center • Houston • Friday, Nov. 22, 2024
by Associated Press

• Sophomore forward **Joseph Tugler** had a career-high 17 points off the bench, junior guard **Emanuel Sharp** added 16 points, and #7/7 Houston beat Hofstra 80-44 inside Fertitta Center on Friday night.

• Tugler finished 6-of-6 from the floor, and Sharp was 5-of-5 on 3-pointers as Houston shot 47 percent, including 12-of-24 from 3.

• Sophomore guard **Terrance Arceneaux** had 12 points off the bench as well for Houston, which won its 25th straight at home for the nation's longest active streak.

• Houston finished with 20 assists on 29 made field goals.
• Cruz Davis had 18 points to lead Hofstra, which lost its second straight game. The Pride shot 31 percent from the field and was 8-of-25 on 3-pointers.

LAST TIME vs. ALABAMA

#8/10 Alabama 71, #1/1 Houston 65 • Saturday, Dec. 10, 2022 • Fertitta Center • Houston
from Associated Press

• Alabama rallied from a 15-point second half deficit to stun No. 1 Houston, 71-65, inside the Fertitta Center on Saturday.

• Noah Clowney had 16 points and 11 rebounds, Jaden Bradley added 12 points and Mark Sears scored 11 points, including nine in the second half for the Crimson Tide.

• Alabama shot 50% from the field in the second half and 41% for the game. The Tide went 20 of 32 on free throws, including 15 of 21 in the second half.

• Junior point guard **Jamal Shead** had 19 points and six rebounds, and sophomore guard **Tramon Mark** scored 10 points before fouling out with 8:10 remaining for Houston.

• The Cougars shot 39% from the field, including going 1-of-8 to end the game. Houston was 3 of 13 on 3-pointers and 12 of 22 from the free-throw line.

• The game was tied at 63 following a **Marcus Sasser** free throw with two minutes left. Then Clowney put the Tide up by two with a layup with 1:12 remaining, Shead missed a jumper with 48 seconds left and Brandon Miller made two free throws five seconds later to push the lead to four.

• After super senior forward **Reggie Chaney** missed two free throws, Miller made two more free throws to give Alabama a 69-63 lead with 27 seconds remaining.

• Trailing 57-49 with 8 1/2 remaining, the

HOME SWEET HOME

Since 2015-16, the Cougars have posted a 142-14 (.910) record while competing in three different home venues, including a 115-6 (.950) mark in the last 6+ seasons.

Houston is 96-6 (.941) in the Fertitta Center during the facility's history

Season	Record	Venue (Record)
2024-25	3-0	Fertitta Center
2023-24	17-0	Fertitta Center
2022-23	16-2	Fertitta Center
2021-22	16-1	Fertitta Center
2020-21	15-0	Fertitta Center
2019-20	14-2	Fertitta Center
2018-19	19-1	Fertitta Center (15-1) / H&PE Arena (4-0)
2017-18	15-0	H&PE Arena
2016-17	12-5	Hofheinz Pavilion (12-4) / H&PE Arena (0-1)
2015-16	15-3	Hofheinz Pavilion
Totals	142-14	Fertitta Center (96-6); H&PE Arena (19-1); Hofheinz Pavilion (27-7)

Tide went on an 11-3 run to cut the lead to 61-60 on a layup by Clowney with five minutes to go.

• Houston used an 18-2 run to end the first half and start the second half to take a 44-29 lead with 17:13 remaining on a steal and layup by freshman forward **Jarace Walker**, but Alabama responded with a 15-5 spurt to cut the led to five on a 3-pointer by Sears with 11 minutes left.

INJURY BUG

• Redshirt freshman center **Jacob McFarland** was lost after suffering a broken leg in practice on Oct. 29.

• McFarland underwent successful surgery that night and has begun the rehabilitation process.

• No timeline has been announced for his return.

HOUSTON in TOYOTA CENTER HISTORY

• With its loss to #11/11 Auburn during the nightcap of the Mattress Firm Battle-ground 2k24 on Nov. 9, Houston fell to 2-1 in games played inside Toyota Center since that facility opened Oct. 6, 2003.

• This was the second straight season in which the Cougars played in Toyota Center, home of the NBA's Houston Rockets.

• During the 2023-24 season, fourth-ranked Houston enjoyed a 70-66 win over Texas A&M during the nightcap of The Halal Guys Showcase on Dec. 16, 2023.

• In their first game in Toyota Center, the

Cougars claimed a 54-52 win over Rice in the Dickies Shootout on Dec. 21, 2013.

LOOKING for SEVEN STRAIGHT

• Houston will be looking to extend its school record-setting NCAA Tournament streak in 2024-25.

• Entering the 2024-25 season, the Cougars have competed in six consecutive NCAA Tournaments (2024 Sweet 16, 2023 Sweet 16, 2022 Elite Eight, 2021 Final Four, 2019 Sweet 16, 2018 Second Round) (The 2020 Tournament was not held due to the COVID-19 pandemic).

• In a program history which features 25 NCAA Tournament berths and six NCAA Final Four appearances, Houston has never competed in seven straight NCAA Tournaments.

• The Cougars competed in 4+ straight NCAA Tournaments five times during the program's history: 2018 to present; 1981 to 1984; 1970 to 1973 and 1965 to 1968).

HOME SWEET HOME

• The Cougars have made Fertitta Center one of the top homecourt advantages in college basketball.

• With its Nov. 22 win over Louisiana, Houston currently owns a 25-game home winning streak. That stands as the nation's longest active streak.

• The Cougars posted a perfect 17-0 home record inside Fertitta Center in 2023-24. It was the 11th undefeated home season in school history and the third under **Head Coach Kelvin Sampson**.

• Houston's last home loss in Fertitta Center was a 56-55 setback against then-American Athletic Conference rival Temple on Jan. 22, 2023.

• With the Nov. 13 win over Louisiana, the Cougars have posted a 96-6 record inside Fertitta Center since the \$60 million facility opened on Dec. 1, 2018.

WINNINGEST TEXAS NCAA DIVISION I TEAMS since 2015-16

(through Nov. 23, 2024)

Rk.	School	W-L	Pct.
1.	Houston	254-61	.806
2.	Baylor	220-86	.719
3.	Texas Tech	202-106	.656
4.	Stephen F. Austin	195-93	.677
5.	Sam Houston	187-114	.621
6.	Texas	186-121	.606
7.	Texas A&M	181-118	.605
8.	North Texas	178-123	.591
9.	TCU	176-132	.571
10.	SMU	175-106	.623
11.	Texas State	172-124	.581
12.	Tarleton State	171-109	.611
13.	Abilene Christian	170-121	.584

CONSECUTIVE GAMES/STARTS STREAKS

Player	Consecutive Games	Consecutive Starts	Career Starts
J'Wan Roberts	88 (28)	29 (28)	77
Milos Uzan	68/4 / (68/4)	54/4 / (54/4)	60
Emanuel Sharp	67 (67)	23 (10)	36
LJ Cryer	62 (62)	62 (62)	75
Ja'Vier Francis	39 (3)	37 (3)	41
Ramon Walker Jr.	33 (7)	2	2
Mylik Wilson	29 (29)	0	0
Joseph Tugler	28 (4)	1	2
Terrance Arceneaux	22 (4)	1	1
Cedric Lath	10 (2)	0	0
Kordelius Jefferson	2 (2)	0	0
Mercy Miller	2 (2)	0	0
Jacob McFarland	0	0	0
Chase McCarty	0	0	0

Career highs in **bold** | () indicates current streak
 [] career total, including previous schools

1,000 CLUB... TWICE

• Graduate forward **J'Wan Roberts** has the potential to join a pair of 1,000 Clubs in school history during the 2024-25 season.

• With 923 points, Roberts needs only 77 more points to join the Cougars' 1,000-Point Club. Only 51 student-athletes have reached 1,000 points during their Houston careers.

• With 834 rebounds, Roberts needs only 166 more rebounds to join Houston's 1,000-Rebound Club. Only four student-athletes have snared 1,000 rebounds during their Houston career.

• If he reaches 1,000 points **AND** 1,000 rebounds in 2024-25, Roberts will become only the fourth Cougar in school history to reach quadruple digits in both categories.

• He would join legendary centers **Elvin Hayes** (2,884 pts., 1,602 rebs., 1965-68), **Hakeem Olajuwon** (1,332 pts., 1,067 rebs., 1981-84) and **Greg Anderson** (1,662 pts., 1,045 rebs., 1983-87) as the only student-athletes to accomplish that feat.

WORKING TOWARD HISTORY

• As he begins his sixth year at Houston, graduate forward **J'Wan Roberts** looks to rise higher among the Cougars' winningest student-athletes.

• During his award-winning career, Roberts has compiled a 120-20 record at Houston. Entering Tuesday's game against Alabama, he is tied with point guard Jamal Shead as the second winningest student-athlete in Houston history.

• Forward **Fabian White Jr.** (121-28) holds the school

record with 121 wins from 2017-22.

FINE in FERTITTA CENTER

• With the Cougars' 97-40 win over Jackson State inside Fertitta Center on Nov. 4, graduate forward **J'Wan Roberts** etched his name in the Houston records book.

• Through games of Nov. 24, Roberts has posted a 66-3 record inside Fertitta Center during his career.

• With Houston's Nov. 4 win over Jackson State, Roberts broke out of a tie with point guard **Jamal Shead** and become the Fertitta Center's winningest student-athlete.

• Roberts became the first member of the Fertitta Center 50-Win Club against Montana on Nov. 24, 2023.

UNDER the BOARDS

• When the shot goes up, graduate forward **J'Wan Roberts** is working to get to that rebound.

• In 2023-24, the St. Thomas, U.S. Virgin Islands, native led the Cougars and ranked sixth in the Big 12 with 6.8 rebounds per game.

• Roberts was one of only three student-athletes to stand among the Big 12 Top-10 leaders in both offensive **AND** defensive rebounding.

• Roberts was third with 2.64 offensive rebounds per game and finished 10th with 4.17 defensive boards per contest.

• Roberts joined Kansas' Hunter Dickinson (2.58, 5th; 8.36 drpg, 1st) and Cincinnati's Aziz Bandaogo (2.28 orgp, 9th; 5.17 drpg, 6th) in that exclusive group.

LJ for THREEEEEEEE!!!!

• One of the nation's premier 3-pointer shooters, graduate guard **LJ Cryer** started the 2024-25 season on a hot streak with four treys in six attempts during Houston's season-opening win over Jackson State inside Fertitta Center on Nov. 4.

• A year ago, Cryer drained 112-of-289 from behind the arc and led the Cougars and the Big 12 Conference with 3.0 3-pointers per game.

• With 112 treys, Cryer became only the eighth Cougar in school history to drain 100+ treys in a single season.

• He became the first Cougar since All-American guard **Quentin Grimes** buried 100 treys during the 2020-21 season.

• In 2024-25, Cryer looks to become only the third Cougar in Houston history to reach triple-digits 3s in multiple seasons.

• Guard **Corey Davis Jr.** is the most recent Cougars to accomplish that feat with 111 treys in 2018-19 and 103 treys in 2017-18.

• Guard **Robert McKiver** was the first Cougar with

WELCOME to HOUSTON

• The Cougars signed three newcomers to the team for the 2025-26 season during the early signing period in November 2024.

• Houston's 2025 signing class is ranked nationally at **#9 (Rivals)**, **#11 (on3)** and **#12 (247Sports)**.

• Guard **Isiah Harwell**, point guard **Kingston Flemings** and guard **Bryce Jackson** will compete as true freshmen in 2025-26, and each will have four years of eligibility remaining.

KINGSTON FLEMINGS

Guard • 6-3 • 170 • Freshman

San Antonio, Texas

William J. Brennan High School

4-star recruit by *Rivals*, *247Sports*, *on3* and ESPN... Ranked #14 overall and No. 1 shooting guard nationally by *on3*... Ranked #18 overall and No. 3 point guard nationally by *247Sports*... Ranked #21 overall and No. 6 point guard nationally in ESPN100... Ranked #22 overall and No. 3 point guard nationally by *Rivals*... Chose Houston over Alabama, Baylor, LSU, TCU, Tennessee, Texas, Texas A&M and Texas Tech... Played for Coach Koty Cowgill at Brennan High School... Led Team USA to Gold Medal at FIBA U18 3x3 World Cup in Debrecen, Hungary... Competed at USA Basketball U17 National Team training camps and National Basketball Association Players Association Top 100 Camp... Played on Puma's Pro16 Circuit... Named to Naismith Trophy Watch List for National High School Player of the Year... Named San Antonio Express-News Player of the Year for second straight season following his junior season in 2023-24.

ISIAH HARWELL

Guard • 6-6 • 200 • Freshman

Pocatello, Idaho

Wasatch Academy (Mount Pleasant, Utah)

5-star recruit by *Rivals*, *247Sports*, *on3* and ESPN... Ranked #10 overall and No. 3 shooting guard nationally by *on3*... Ranked #12 overall and No. 2 shooting guard nationally by *247Sports*... Ranked #14 overall and No. 3 shooting guard nationally in ESPN100... Ranked #9 overall and #3 shooting guard by *Rivals*... Chose Houston over California, Gonzaga and Texas... Played for Coach Paul Peterson at Wasatch Academy and for Coach Tim Davis with Utah Prospects... Named to Naismith Trophy Watch List for National High School Player of the Year... Led Utah Prospects to adidas AAU National Championship in South Carolina... Led Team USA to Gold Medal at U16 FIBA Americas Championships in Merida, Mexico... Played for championship team at NBPA Top 100 Camp.

BRYCE JACKSON

Guard • 6-6 • 205 • Freshman

Pearland, Texas

Shadow Creek High School

3-star recruit by ESPN, *on3* and *247Sports*... Played for Coach David President... Overcame leg injuries during his sophomore and junior seasons... Returned to full health in Summer 2024 and impressed coaches at TABC Showcase.

100+ 3-pointers in multiple years, posting 116 treys in 2006-07 and setting a school record with 145 in 2007-08.

RETURNING REDSHIRTS

• The Cougars welcome the return of two redshirts in 2023-24.

• Redshirt freshman center **Jacob McFarland** sat out a year ago after competing as a senior at Rancho Verde High School in Moreno Valley, Calif., in 2022-23.

• At 6-foot-11, McFarland is the tallest member of the 2024-25 team.

• Redshirt freshman guard **Kordelius Jefferson** sat out the 2023-23 season following surgery on both wrists during the summer of 2023.

• Jefferson was an award-winning high school star at James Martin High School in Arlington, Texas, in 2022-23.

SEASON OPENER HISTORY

• With its 97-40 win over Jackson State on Nov. 4, inside Fertitta Center, Houston improved to 61-19 in season openers during its history.

• The win against Jackson State was the second-biggest season-opening win in school history, trailing only the 2004-05 team's 131-62 win over Florida Tech inside Hofheinz Pavilion on Nov. 22, 2005.

• The Cougars have won their last 16 and 20 of their last 21 season openers... Only a 65-63 loss to Georgia Southern on the first day of the 2K Sports Classic benefiting Coaches vs. Cancer in Durham, N.C., on Nov. 11, 2008, prevents a longer streak.

• Houston has won handily in recent history, winning its last 16 season openers by an average of 30.4 points per game (487 points in 16 games).

• With its 2024-25 season-opening win, Houston has won nine of its last 10 season openers by 28+ points. Only the 2021-22 season-opening 83-75 overtime win against Hofstra prevents a longer streak.

COUGARS in the PROS



NBA

Player	at UH	Years	Current Team
Quentin Grimes	2019-21		Dallas Mavericks
DeJon Jarreau	2018-21		Memphis Grizzlies
Taze Moore	2021-22		Portland Trail Blazers
Marcus Sasser	2019-23		Detroit Pistons
Jarace Walker	2022-23		Indiana Pacers



OTHER LEAGUES

Player	Years at UH	Team	League
Armoni Brooks	2016-19	Olimpia Milano	Lega Basket Serie A
Josh Carlton	2021-22	Zhejiang Lions	Chinese Basketball Association
Corey Davis Jr.	2017-19	Vanoli Cremona	Lega Basket Serie A
Devin Davis	2016-18	Panionios	Greek Basket League
Damyean Dotson	2015-17	Aliaga Petkimspor Izmir	Turkish Basketball League
Kyler Edwards	2021-22	JDA Dijon	LNB Elite
Justin Gorham	2018-21	Derthona Basket	Lega Basket Serie A
Rob Gray	2015-18	Scafati Basket	Lega Basket Serie A
Brison Gresham	2018-21	AEK Larnaca	Cypriot OPAP Basket League
Chris Harris Jr.	2017-20	Frayles de Guasave	Mexican CIBACOPA
Danrad Knowles	2013-17	Azpeitia Juarist Iraurgi Saski Baloia	Spanish Segunda FEB
Wes VanBeck	2014-18	Aliaga Petkimspor Izmir	Turkish BSL
Fabian White Jr.	2017-22	Manisa Basket	Basketbol Super Ligi

RECENT NATIONAL STATISTICS RANKINGS

**National Leader in Red
Top 10 rankings in Bold
through Nov 23, 2024**

WINNING PERCENTAGE

2024-25	75.0	108th
2023-24	86.5	5th
2022-23	89.2	2nd
2021-22	84.2	6th
2020-21	87.5	4th
2019-20	74.2	33rd
2018-19	89.2	2nd
2017-18	77.1	20th
2016-17	65.6	68th

FIELD GOAL PERCENTAGE DEFENSE

2024-25	36.2	26th
2023-24	37.9	1st
2022-23	36.6	1st
2021-22	37.1	1st
2020-21	37.8	1st
2019-20	38.3	7th
2018-19	36.8	1st
2017-18	39.4	8th
2016-17	40.8	34th

SCORING DEFENSE

2024-25	50.8	2nd
2023-24	57.6	1st
2022-23	54.0	2nd
2021-22	58.8	3rd
2020-21	58.2	2nd
2019-20	61.1	11th
2018-19	61.0	7th
2017-18	64.9	18th
2016-17	64.9	30th

SCORING MARGIN

2024-25	33.5	3rd
2023-24	+15.9	3rd
2022-23	+17.4	1st
2021-22	+16.1	2nd
2020-21	+17.8	2nd
2019-20	+10.2	26th
2018-19	+14.3	6th
2017-18	+11.8	13th
2016-17	+8.8	35th

3-POINT FIELD GOAL PERCENTAGE DEFENSE

2024-25	27.2	49th
2023-24	30.1	16th
2022-23	27.9	2nd
2021-22	28.8	9th
2020-21	29.0	9th
2019-20	28.6	8th
2018-19	27.9	1st
2017-18	32.3	35th
2016-17	32.9	68th

OFFENSIVE REBOUNDS PER GAME

2024-25	13.5	53rd
2023-24	13.4	11th
2022-23	12.8	17th
2021-22	13.3	7th
2020-21	14.5	3rd
2019-20	14.4	3rd
2018-19	12.3	34th
2017-18	11.7	68th
2016-17	11.3	109th

KELVIN SAMPSON in SEASON OPENERS

- With Houston's 97-40 win over Jackson State on Nov. 4 inside Fertitta Center, **Head Coach Kelvin Sampson** improved to 33-3 record in season openers during his award-winning career.
- In season openers, Sampson is 11-0 during his Houston tenure... Posted a 2-0 record at Indiana, an 11-1 mark at Oklahoma a 6-1 record at Washington State and a 3-1 mark at Montana Tech.
- With the win over Jackson State, Sampson's teams have won their last 16 season openers and 29 of his last 30... Only a 68-62 loss to Alabama at the AT&T Wireless Classic in New York on Nov. 14, 2002, prevents a longer streak.
- During his career, Sampson's teams have won by an average of 25.6 points per game (846 points in 33 wins).
- In his teams' 33 season-opening wins, only four teams have won by fewer than double digits... His first team at Houston in 2014-15 claimed a 77-74 win at Murray State on Nov. 14, 2014, in his most recent single-digit, season-opening win.

IN the PRO RANKS

- In addition to the Cougars in the NBA, numerous other Cougars continue to compete in various leagues for teams around the world.
- Guard **Armoni Brooks** (Olimpia Milano) plays in the Lega Basket Serie A.
- Center **Josh Carlton** (Zhejiang Lions) plays in the Chinese Basketball Association.
- Guard **Corey Davis Jr.** (Vanoli Cremona) plays in Lega Basket Serie A.
- Forward **Devin Davis** (Panionios) is playing in the Greek Basketball League.
- Guard **Damyean Dotson** (Aliaga Petkimspor Izmir) is competing in the Turkish Basketball League.
- Guard **Kyler Edwards** (JDA Dijon) plays in the LNB Elite.
- Forward **Justin Gorham** (Derthona Basket) plays in the Lega Basket Serie A.
- Guard **Rob Gray** (Scafati Basket) plays in the Lega Basket Serie A.
- Forward **Brison Gresham** (AEK Larnaca) plays in the Cypriot OPAP Basket League.
- Center **Chris Harris Jr.** (Frayles de Guasave) plays in the Mexican CIBACOPA.
- Forward **Danrad Knowles** (Azpeitia Juaris Iruarug Saski Baloia) plays in the Spanish Segunda FEB.
- Guard **Wes VanBeck** (Aliaga Petkimspor Izmir) plays in the Turkish BSL.
- Forward **Fabian White Jr.** (Manisa Basket) plays in the Basketbol Super Ligi.

RECENT NATIONAL STATISTICS RANKINGS

**National Leader in Red
Top 10 rankings in Bold
through Nov 23, 2024**

TURNOVER MARGIN

2024-25	+9.5	2nd
2023-24	+6.9	1st
2022-23	+3.7	16th
2021-22	+3.1	25th
2020-21	+3.5	19th
2019-20	+0.3	165th
2018-19	+1.2	110th
2017-18	+1.1	99th
2016-17	+3.8	12th
2015-16	+2.0	52nd

TURNOVERS PER GAME

2024-25	8.3	5th
2023-24	8.9	7th
2022-23	10.0	14th
2021-22	11.1	49th
2020-21	10.7	16th
2019-20	11.9	70th
2018-19	11.1	34th
2017-18	11.9	92nd
2016-17	9.8	4th
2015-16	10.4	21st

KENPOM EFFICIENCY

2024-25	+31.09	1st
2023-24	+31.17	2nd
2022-23	+27.72	2nd
2021-22	+27.70	2nd
2020-21	+28.75	5th
2019-20	+20.39	14th
2018-19	+24.13	12th
2017-18	+20.24	18th
2016-17	+13.61	52nd

KENPOM OFFENSIVE EFFICIENCY

2024-25	120.2	4th
2023-24	118.9	19th
2022-23	118.1	11th
2021-22	116.8	10th
2020-21	118.3	7th
2019-20	112.7	22nd
2018-19	115.3	19th
2017-18	114.6	38th
2016-17	113.5	39th

KENPOM DEFENSIVE EFFICIENCY

2024-25	89.1	3rd
2023-24	87.7	2nd
2022-23	90.4	5th
2021-22	89.1	8th
2020-21	89.6	9th
2019-20	92.3	21st
2018-19	91.2	11th
2017-18	94.4	13th
2016-17	99.9	79th

REGULAR-SEASON TOURNAMENTS HISTORY

1982-83 (3-1) KETTLE CLASSIC CHAMPIONS (2-0) Hofheinz Pavilion • Houston

Suntory Classic (1-1) Aoyama Gakuin Memorial Hall • Tokyo

1981-82 (4-0) KETTLE CLASSIC CHAMPIONS (2-0) Hofheinz Pavilion • Houston

SUGAR BOWL CLASSIC CHAMPIONS (2-0) Louisiana Superdome • New Orleans

1980-81 (2-0) KETTLE CLASSIC CHAMPIONS (2-0) Hofheinz Pavilion • Houston

1979-80 (3-3) Cage Classic (1-1) University Arena • Albuquerque, N.M.

Bluebonnet Classic (1-1) The Summit • Houston

Sun Carnival Tournament (1-1) Special Events Center • El Paso, Texas

1978-79 (2-2) BLUEBONNET CLASSIC CHAMPIONS (2-0) The Summit • Houston

Pillsbury Classic (0-2) Bloomington, Minn.

1977-78 (2-0) BLUEBONNET CLASSIC CHAMPIONS (2-0) Hofheinz Pavilion • Houston

1976-77 (4-1) BLUEBONNET CLASSIC CHAMPIONS (2-0) Hofheinz Pavilion • Houston

Rainbow Classic (2-1) Blaisdell Center • Honolulu

1975-76 (3-1) Holiday Classic (1-1) Las Vegas Convention Center • Las Vegas

BLUEBONNET CLASSIC CHAMPIONS (2-0) Hofheinz Pavilion • Houston

RAINBOW CLASSIC CHAMPIONS (3-0) Honolulu

1974-75 (2-2) Sugar Bowl Classic (0-2) Municipal Auditorium • New Orleans

BLUEBONNET CLASSIC CHAMPIONS (2-0) Hofheinz Pavilion • Houston

1973-74 (4-1) All-College Tournament (2-1) • Oklahoma City

BLUEBONNET CLASSIC CHAMPIONS (2-0) Houston

1972-73 (3-1) Sun Bowl Classic (1-1) Memorial Gym • El Paso, Texas

BLUEBONNET CLASSIC CHAMPIONS (2-0) Hofheinz Pavilion • Houston

1971-72 (2-0) BLUEBONNET CLASSIC CHAMPIONS Houston Astrodome • Houston

1970-71 (4-2) BLUEBONNET CLASSIC CHAMPIONS (2-0) Hofheinz Pavilion • Houston

Jayhawk Classic (1-1) Allen Field House • Lawrence, Kan.

Trojan Classic (1-1) L.A. Sports Arena • Los Angeles

1969-70 (3-1) BLUEBONNET CLASSIC CHAMPIONS (2-0) Hofheinz Pavilion • Houston

UNLV Invitational (1-1) • Las Vegas

1968-69 (4-2) Cable Car Classic (1-1) Civic Auditorium • San Francisco

BLUEBONNET CLASSIC CHAMPIONS (2-0) Houston Astrodome • Houston

Sugar Bowl Classic (1-1) • New Orleans

1967-68 (5-0) BLUEBONNET CLASSIC CHAMPIONS (2-0) Houston

1966-67 (4-0) BLUEBONNET CLASSIC CHAMPIONS (2-0) Rice Gym • Houston

HOLIDAY TOURNAMENT CHAMPIONS (2-0) Jonesboro, Ark.

1965-66 (3-1) BLUEBONNET CLASSIC CHAMPIONS (2-0) Houston

Sugar Bowl Classic (1-1) Loyola Field House • New Orleans

1964-65 (3-1) BLUEBONNET CLASSIC CHAMPIONS (2-0) Rice Gym • Houston

Motor City Classic (1-1) U-D Memorial Building • Detroit

1963-64 (4-1) BLUEBONNET CLASSIC CHAMPIONS (2-0) Sam Houston Coliseum • Houston

All-College Tournament (2-1) • Oklahoma City

1962-63 (1-3) Holiday Classic (0-2) Sam Houston Coliseum • Houston

Sugar Bowl Classic (1-2) • New Orleans

1961-62 (6-2) City of Roses Tournament (1-1) Memorial Coliseum • Portland, Ore.

LION'S CLUB TOURNAMENT CHAMPIONS (2-0) Houston

All-College Tournament (2-1) • Oklahoma City

1960-61 (3-2) Lion' Club Tournament (1-1) Sam Houston Coliseum • Houston

All-College Tournament (2-1) • Oklahoma City

1956-57 (1-1) Sugar Bowl Classic • New Orleans

1955-56 (1-1) Birmingham Classic • Birmingham, Ala.

1954-55 (1-2) All-College Tournament • Oklahoma City

HISTORY BY TOURNAMENTS

Table with columns: Tournament, W, L, Pct. Lists various tournaments and their records.

1953-54 (1-2)

Table with columns: Tournament, W, L, Pct. Lists Kentucky Intercollegiate and Lexington, Ky.

1946-47 (0-2)

Table with columns: Tournament, W, L, Pct. Lists Houston Intercollegiate • Houston.

2024-25 PRESEASON HONORS

LJ CRYER

- 2024-25 *Blue Ribbon College Yearbook* Preseason All-America Fourth Team
- 2024-25 Preseason All-Big 12 First Team
- 2024-25 NABC Player of the Year Preseason Watch List
- 2024-25 John R. Wooden Award Preseason Top 50 Watch List
- 2024-25 Jersey Mike's Naismith Trophy Player of the Year Watch List
- 2024-25 Jerry West Shooting Guard of the Year Watch List

J'WAN ROBERTS

- 2024-25 *Blue Ribbon College Yearbook* Preseason All-America Third Team
- 2024-25 Preseason All-Big 12 First Team
- 2024-25 John R. Wooden Award Preseason Top 50 Watch List
- 2024-25 Jersey Mike's Naismith Trophy Player of the Year Watch List
- 2024-25 Karl Malone Power Forward of the Year Watch List

2024-25 PRESEASON BIG 12 CONFERENCE COACHES POLL

Rk.	School (First-place votes)	Pts.
1.	Kansas (9)	215
2.	Houston (5)	211
3.	Iowa State (1)	194
4.	Baylor	185
5.	Arizona (1)	179
6.	Cincinnati	140
7.	Texas Tech	135
8.	Kansas State	133
9.	BYU	116
10.	TCU	90
11.	UCF	83
12.	Arizona State	64
13.	West Virginia	62
14.	Oklahoma State	46
15.	Colorado	37
16.	Utah	30

PRESEASON PLAYER of the YEAR

Hunter Dickinson • Center • Kansas

PRESEASON CO-NEWCOMERS of the YEAR

Jeremy Roach • Guard • Baylor
Coleman Hawkins • Wing • Kansas State

FRESHMAN of the YEAR

VJ Edgecombe • Guard • Baylor

PRESEASON ALL-BIG 12 TEAMS

First Team

Pos.	Player	Cl.	School
F	J'Wan Roberts	Gr.	Houston
G	LJ Cryer	Sr.	Houston
C	Hunter Dickinson	Gr.	Kansas
G	Caleb Love	5th	Arizona
G	Tamin Lipsey	Jr.	Iowa State

Second Team

Pos.	Player	Cl.	School
F	Norchad Omier	Sr.	Baylor
G	Jeremy Roach	5th	Baylor
G	Keshon Gilbert	Sr.	Iowa State
G	Dajuan Harris	Gr.	Kansas
F	Coleman Hawkins	Sr.	Kansas State

GAME-by-GAME STARTERS

Opponent	Date	1	2	3	4	5	Record
JACKSON STATE	11/4/23	Uzan	Cryer	Sharp	Roberts	Tugler	1 (1-0)
vs. #11/11 Auburn	11/9/23	Uzan	Cryer	Sharp	Roberts	Francis	1 (0-1)
LOUISIANA	11/13/23	Uzan	Cryer	Sharp	Roberts	Francis	2 (1-1)
rv/- HOFSTRA	11/22/23	Uzan	Cryer	Sharp	Roberts	Francis	3 (2-1)
vs. Alabama	11/26/23	---	---	---	---	---	---
vs. Notre Dame	11/27/23	---	---	---	---	---	---
vs. Rutgers	11/30/23	---	---	---	---	---	---
BUTLER	12/7/23	---	---	---	---	---	---
TROY	12/10/23	---	---	---	---	---	---
TOLEDO	12/18/23	---	---	---	---	---	---
TEXAS A&M-CORPUS CHRISTI	12/21/23	---	---	---	---	---	---
* at Oklahoma State	12/30/25	---	---	---	---	---	---
* BYU	1/4/25	---	---	---	---	---	---
* TCU	1/6/25	---	---	---	---	---	---
* at Kansas State	1/11/25	---	---	---	---	---	---
* WEST VIRGINIA	1/15/25	---	---	---	---	---	---
* at UCF	1/18/25	---	---	---	---	---	---
* UTAH	1/21/25	---	---	---	---	---	---
* at Kansas	1/25/25	---	---	---	---	---	---
* at West Virginia	1/29/25	---	---	---	---	---	---
* TEXAS TECH	2/1/25	---	---	---	---	---	---
* OKLAHOMA STATE	2/4/25	---	---	---	---	---	---
* at Colorado	2/8/25	---	---	---	---	---	---
* BAYLOR	2/10/25	---	---	---	---	---	---
* at Arizona	2/15/25	---	---	---	---	---	---
* at Arizona State	2/18/25	---	---	---	---	---	---
* IOWA STATE	2/22/25	---	---	---	---	---	---
* at Texas Tech	2/24/25	---	---	---	---	---	---
* CINCINNATI	3/1/25	---	---	---	---	---	---
* KANSAS	3/3/25	---	---	---	---	---	---
* at Baylor	3/8/25	---	---	---	---	---	---
vs. TBA	TBA	---	---	---	---	---	---

TEAM GAME-by-GAME SPECIALTY STATISTICS

Opponent	Date	Points Off Turnovers		2nd Chance Points		Points in the Paint		Fastbreak Points		Bench Points	
		UH	Opp.	UH	Opp.	UH	Opp.	UH	Opp.	UH	Opp.
JACKSON STATE	11/4/23	35	4	13	2	42	14	15	0	47	7
vs. #11/11 Auburn	11/9/23	16	10	16	9	28	36	10	14	17	39
LOUISIANA	11/13/23	27	3	17	5	34	12	15	2	39	21
rv/- HOFSTRA	11/22/23	17	5	13	6	26	14	7	0	44	10
vs. Alabama	11/26/23	---	---	---	---	---	---	---	---	---	---
vs. Notre Dame	11/27/23	---	---	---	---	---	---	---	---	---	---
vs. Rutgers	11/30/23	---	---	---	---	---	---	---	---	---	---
BUTLER	12/7/23	---	---	---	---	---	---	---	---	---	---
TROY	12/10/23	---	---	---	---	---	---	---	---	---	---
TOLEDO	12/18/23	---	---	---	---	---	---	---	---	---	---
TEXAS A&M-CORPUS CHRISTI	12/21/23	---	---	---	---	---	---	---	---	---	---
* at Oklahoma State	12/30/25	---	---	---	---	---	---	---	---	---	---
* BYU	1/4/25	---	---	---	---	---	---	---	---	---	---
* TCU	1/6/25	---	---	---	---	---	---	---	---	---	---
* at Kansas State	1/11/25	---	---	---	---	---	---	---	---	---	---
* WEST VIRGINIA	1/15/25	---	---	---	---	---	---	---	---	---	---
* at UCF	1/18/25	---	---	---	---	---	---	---	---	---	---
* UTAH	1/21/25	---	---	---	---	---	---	---	---	---	---
* at Kansas	1/25/25	---	---	---	---	---	---	---	---	---	---
* at West Virginia	1/29/25	---	---	---	---	---	---	---	---	---	---
* TEXAS TECH	2/1/25	---	---	---	---	---	---	---	---	---	---
* OKLAHOMA STATE	2/4/25	---	---	---	---	---	---	---	---	---	---
* at Colorado	2/8/25	---	---	---	---	---	---	---	---	---	---
* BAYLOR	2/10/25	---	---	---	---	---	---	---	---	---	---
* at Arizona	2/15/25	---	---	---	---	---	---	---	---	---	---
* at Arizona State	2/18/25	---	---	---	---	---	---	---	---	---	---
* IOWA STATE	2/22/25	---	---	---	---	---	---	---	---	---	---
* at Texas Tech	2/24/25	---	---	---	---	---	---	---	---	---	---
* CINCINNATI	3/1/25	---	---	---	---	---	---	---	---	---	---
* KANSAS	3/3/25	---	---	---	---	---	---	---	---	---	---
* at Baylor	3/8/25	---	---	---	---	---	---	---	---	---	---
vs. TBA	TBA	---	---	---	---	---	---	---	---	---	---
Totals		95	22	59	22	130	76	47	16	147	77
Averages		22.8	5.5	14.8	5.5	32.5	19.0	11.8	4.0	36.8	19.3

RECORDS WATCH

TEAM • MISCELLANEOUS

CONSECUTIVE WINNING SEASONS

Rk.	No.	Seasons
1.	20	1959-60 through 1978-79
2.	9	2015-16 – present
3.	7	1986-87 through 1992-93
4.	6	2004-05 through 2009-10
5.	5	1980-81 through 1984-85
t6.	2	1954-55 through 1955-56
	2	1946 through 1946-47

CONSECUTIVE NON-LOSING SEASONS

Rk.	No.	Seasons
1.	34	1959-60 through 1992-93
2.	9	2015-16 through present
3.	6	2004-05 through 2009-10
4.	5	1946 through 1949-50
5.	3	2011-12 through 2013-14
6.	2	1954-55 through 1955-56

CONSECUTIVE 20-WIN SEASONS

Rk.	No.	Seasons
1.	9	2015-16 through present
t2.	4	1980-81 through 1983-84
	4	1969-70 through 1972-73
4.	3	1965-66 through 1967-68
t5.	2	2007-08 through 2008-09
	2	1991-92 through 1992-93
	2	1976-77 through 1977-78

VICTORIES – 4-YEAR PERIOD

Rk.	No.	Seasons
1.	125	2020-21 through 2023-24
2.	116	2019-20 through 2022-23
	116	2018-19 through 2021-22
4.	111	2017-18 through 2020-21
5.	109	1980-81 through 1983-84
t6.	104	2016-17 through 2019-20
	104	1981-82 through 1984-85
t8.	103	2015-16 through 2018-19
9.	100	1964-65 through 1967-68
10	100	2021-22 through present
11.	99	1966-67 through 1969-70

VICTORIES – 3-YEAR PERIOD

Rk.	No.	Seasons
1.	97	2021-22 through 2023-24
2.	93	2020-21 through 2022-23
3.	88	1981-82 through 1983-84
4	84	2018-19 through 2020-21
t5.	83	2019-20 through 2021-22
	83	2017-18 through 2019-20
t7.	81	2016-17 through 2018-19
	81	1965-66 through 1967-68
9.	79	1982-83 through 1984-85
10.	77	1980-81 through 1982-83
*	68	2022-23 through present

WINNINGEST 4-YEAR CLASSES

Rk.	Wins	Years (Records)	Four-Year Lettermen in Senior Class
1.	125	20-21 (28-4), 21-22 (32-6), 22-23 (33-4), 23-24 (32-5)	Ryan Elvin, J'Wan Roberts, Jamal Shead
t2.	116	18-19 (33-4), 19-20 (23-8), 20-21 (28-4), 21-22 (32-6)	Fabian White Jr.
	116	19-20 (23-8), 20-21 (28-4), 21-22 (32-6), 22-23 (33-4)	Marcus Sasser
4.	111	17-18 (27-8), 18-19 (33-4), 19-20 (23-8), 20-21 (28-4)	---
5.	109	80-81 (21-9), 81-82 (25-8), 82-83 (31-3), 83-84 (32-5)	Michael Young
t6.	104	16-17 (21-11), 17-18 (27-8), 18-19 (33-4), 19-20 (23-8)	---
	104	81-82 (25-8), 82-83 (31-3), 83-84 (32-5), 84-85 (16-14)	Eric Dickens, Reid Gettys
8.	103	15-16 (22-10), 16-17 (21-11), 17-18 (27-8), 18-19 (33-4)	Galen Robinson Jr.
t9.	100	21-22 (32-6), 22-23 (33-4), 23-24 (32-5), 24-25 (3-1)	J'Wan Roberts, Ramon Walker Jr.
t9.	100	64-65 (19-10), 65-66 (23-6), 66-67 (27-4), 67-68 (31-2)	Don Chaney, Elvin Hayes
11.	99	66-67 (27-4), 67-68 (31-2), 68-69 (16-10), 69-70 (25-5)	Melvin Bell, Tom Gribben
12.	97	65-66 (23-6), 66-67 (27-4), 67-68 (31-2), 68-69 (16-10)	Niemer Hamood, Theodis Lee, Ken Spain
13.	94	67-68 (31-2), 68-69 (16-10), 69-70 (25-5), 70-71 (22-7)	---
14.	93	82-83 (31-3), 83-84 (32-5), 84-85 (16-14), 85-86 (14-14)	Alvin Franklin, Renaldo Thomas
15.	91	79-80 (14-14), 80-81 (21-9), 81-82 (25-8), 82-83 (31-3)	David Bunce, Larry Micheaux
16.	90	69-70 (25-5), 70-71 (22-7), 71-72 (20-7), 72-73 (23-4)	Clay Hoster, Steve Newsome, Doug Worrell
17.	89	89-90 (25-8), 90-91 (18-11), 91-92 (25-6), 92-93 (21-9)	Darrell Grayson
t18.	87	75-76 (17-11), 76-77 (29-8), 77-78 (25-8), 78-79 (16-15)	Ken Ciolli, George Walker
	87	74-75 , 75-76 (17-11), 76-77 (29-8), 77-78 (25-8)	Cecil Rose, Charles Thompson
t20.	85	88-89 (17-14), 89-90 (25-8), 90-91 (18-11), 91-92 (25-6)	Derrick Daniels, Roger Fernandes, Craig Upchurch
	85	63-64 (16-10), 64-65 (19-10), 65-66 (23-6), 66-67 (27-4)	Gary Grider, Leary Lentz

Bold – Played 4+ seasons at Houston | (3+ years for those who played before freshmen eligibility)

VICTORIES – 2-YEAR PERIOD

Rk.	No.	Seasons
t1.	65	2022-23 through 2023-24
t1.	65	2021-22 through 2022-23
3.	63	1983-83 through 1983-84
4.	61	2020-21 through 2021-22
t4.	60	2017-18 through 2018-19
6.	58	1966-67 through 1967-68
7.	56	2018-19 through 2019-20
	56	1981-82 through 1982-83
9.	54	1976-77 through 1977-78
10.	51	2019-20 through 2020-21
	35	2023-24 through present

RECORDS WATCH

INDIVIDUAL • CAREER

WINS

Rk.	No.	Player	Record	Years
1.	121	Fabian White Jr.	121-28	2017-22
t2.	120	J'Wan Roberts	120-20	2019 –
t2.	120	Jamal Shead	120-18	2020-24
4.	109	Michael Young	109-25	1980-84
5.	103	Galen Robinson Jr.	103-33	2015-19
6.	95	Reid Gettys	95-25	1981-85
t7.	90	Reggie Chaney	90-14	2020-23
		Marcus Sasser	90-17	2019-23
		Alvin Franklin	90-35	1982-86
10.	89	Larry Micheaux	89-34	1979-83

CONFERENCE WINS

Rk.	No.	Player	Record	Years
1.	61	Fabian White Jr. (American)	61-15	2017-22
2.	60	J'Wan Roberts (American/Big 12)	60-10	2019 –
3.	59	Jamal Shead (American/Big 12)	59-9	2020-24
4.	54	Galen Robinson Jr. (American)	54-18	2015-19
5.	52	Michael Young (SWC)	52-12	1980-84
6.	47	Alvin Franklin (SWC)	47-17	1982-86
t7.	45	Reggie Chaney (AAC)	45-7	2020-23
		Larry Micheaux (SWC)	45-19	1979-83
t9.	44	Marcus Sasser (American)	44-9	2019-23
		Reid Gettys (SWC)	44-16	1981-85

FERTITTA CENTER WINS

Rk.	No.	Player	Record	Years
1.	65	J'Wan Roberts	65-3	2019 –
2.	62	Jamal Shead	62-3	2020-24
t3.	49	Marcus Sasser	49-4	2019-23
	49	Fabian White Jr.	49-4	2017-22
5.	45	Reggie Chaney	45-3	2020-23
t6.	43	Ja'Vier Francis	43-2	2021 –
t6.	43	Brison Gresham	43-3	2018-21
8.	40	DeJon Jarreau	40-3	2018-21
9.	40	Ryan Elvin	40-0	2020-24
10.	34	Tramon Mark	34-2	2020-23
11.	34	Emanuel Sharp	34-1	2021 –
12.	33	Ramon Walker Jr.	33-2	2021 –
**	23	Terrance Arceneaux	23-2	2022 –

POINTS

Rk.	No.	Player	G	Years
1.	2,884	Elvin Hayes	93	1965-68
2.	2,832	Otis Birdsong	116	1973-77
3.	2,043	Michael Young	134	1980-84
4.	1,880	Craig Upchurch	126	1987-92
5.	1,838	Rob Williams	88	1979-82
6.	1,765	Louis Dunbar	79	1972-75
7.	1,741	Dwight Davis	84	1969-72
8.	1,710	Rob Gray	91	2015-18
9.	1,684	Alvin Franklin	125	1982-86
10.	1,662	Greg Anderson	123	1983-87
11.	1,548	Rickie Winslow	123	1983-87
12.	1,516	Aubrey Coleman	67	2008-10
13.	1,476	Kenneth Williams	126	1976-80
14.	1,465	Kelvin Lewis	100	2007-10
15.	1,458	Marcus Sasser	107	2019-23
16.	1,452	Gary Phillips	79	1958-61
17.	1,435	Robert McKiver	67	2006-08
18.	1,407	Andre Owens	87	2002-05
19.	1,388	TaShawn Thomas	96	2011-14
20.	1,383	Clyde Drexler	96	1980-83
21.	1,381	Charles Thompson	118	1974-78
22.	1,333	Jamal Shead	138	2020 –
23.	1,332	Hakeem Olajuwon	100	1981-84
24.	1,322	Larry Micheaux	123	1979-83
25.	1,298	Tim Moore	70	1993-96
26.	1,250	Lanny Smith	122	2003-08
27.	1,244	Cecil Rose	114	1974-78
28.	1,237	Joe Hamood	84	1963-66
29.	1,234	Fabian White Jr.	149	2017-22
30.	1,231	Ollie Taylor	56	1968-70
31.	1,195	Ted Luckenbill	72	1958-61
32.	1,162	Don Boldebuck	51	1954-56
33.	1,139	Don Schverak	85	1960-64
34.	1,135	Galen Robinson	96	1994-98
35.	1,133	Don Chaney	90	1965-68
36.	1,132	George Williams	90	1999-02
37.	1,131	Kenny Younger	87	1997-00
38.	1,114	Gee Gervin	58	1998-00
39.	1,107	George Walker	129	1975-79
40.	1,088	Steve Newsome	83	1970-73
41.	1,087	Derrick Daniels	124	1988-92
42.	1,086	Corey Davis Jr.	72	2017-19
43.	1,077	Jherrod Stiggers	97	2011-15
44.	1,073	Lyle Harger	76	1960-63
45.	1,057	Richard Hollis	62	1987-89
46.	1,051	Byron Smith	62	1989-91
47.	1,050	David Marrs	102	1972-76
48.	1,041	Damon Jones	81	1994-97
49.	1,026	Lloyd Hendrix	89	1947-51
50.	1,025	Ken Spain	90	1966-69
51.	1,001	Damyean Dotson	64	2015-17
**	921	J'Wan Roberts	140	2020 –

1,000-POINT COLLEGIATE CAREERS

**	1,406	LJ Cryer (career)	111	2020 –
**	939	Mylik Wilson	127	2019 –
**	618	LJ Cryer (at Houston)	41	2023 –

FASTEST to 1,000 Points

Rk.	G	Player	Years
1.	37	Elvin Hayes	1965-68
2.	43	Don Boldebuck	1954-56
t3.	47	Louis Dunbar	1972-75
		Ollie Taylor	1968-70
5.	45	Aubrey Coleman	2008-10
6.	50	Rob Williams	1979-82
7.	51	Gee Gervin	1998-00
t8.	52	Robert McKiver	2006-08
		Otis Birdsong	1973-77
10.	53	Dwight Davis	1969-72
11.	54	Tim Moore	1993-96
t12.	55	Rob Gray	2015-18
		Gary Phillips	1958-61
t14.	59	Byron Smith	1989-91
		Richard Hollis	1987-89
16.	62	Ted Luckenbill	1958-61
17.	64	Damyean Dotson	2015-17
18.	65	Andre Owens	2002-05
19.	68	Craig Upchurch	1987-92
20.	69	Corey Davis Jr.	2017-19
t21.	70	TaShawn Thomas	2011-14
		Kelvin Lewis	2007-10
23.	71	Clyde Drexler	1980-83
t24.	73	Joe Hamood	1963-66
		Lyle Harger	1960-63
t26.	75	George Williams	1999-02
		Kenny Younger	1997-00
		Donnie Schverak	1960-64
29.	76	Steve Newsome	1970-73
30.	* 77	Lloyd Hendrix	1947-51
31.	78	Damon Jones	1994-97
32.	79	Michael Young	1980-84
33.	80	Marcus Sasser	2019-23
t34.	81	Hakeem Olajuwon	1981-84
		Don Chaney	1965-68
36.	83	Rickie Winslow	1983-87
37.	85	Lanny Smith	2003-08
t38.	87	Galen Robinson	1994-98
		Greg Anderson	1983-87
t40.	89	Alvin Franklin	1982-86
		Ken Spain	1966-69
42.	92	Jherrod Stiggers	2013-15
43.	94	Charles Thompson	1974-78
44.	95	Kenneth Williams	1976-80
45.	98	Larry Micheaux	1979-83
46.	99	Cecil Rose	1974-78
47.	100	David Marrs	1972-76
t48.	116	Jamal Shead	2020-24
		Derrick Daniels	1988-92
50.	123	George Walker	1975-79
51.	132	Fabian White Jr.	2017-22

* – Game-by-game records from 1947-55 are incomplete.

Hendrix' game total is estimated based on scoring average from the 1950-51 season. Exact number is unknown.

RECORDS WATCH

REBOUNDS

Rk.	No.	Player	G	Years
1.	1,602	Elvin Hayes	93	1965-68
2.	1,067	Hakeem Olajuwon	100	1981-84
3.	1,045	Greg Anderson	123	1983-87
4.	969	Rickie Winslow	124	1983-87
5.	961	Dwight Davis	84	1969-72
6.	948	Clyde Drexler	96	1980-83
7.	863	Don Boldebeck	51	1954-55
8.	859	Ken Spain	90	1966-69
9.	834	J'Wan Roberts	140	2019 –
10.	833	TaShawn Thomas	96	2011-14
11.	797	Craig Upchurch	126	1987-92
12.	795	Michael Young	134	1980-84
13.	787	Larry Michaeux	123	1979-83
14.	777	Charles Thompson	118	1974-78
15.	766	Lyle Harger	76	1960-63
16.	765	Maurice Presley	79	1972-75
17.	755	Steve Newsome	83	1970-73
18.	739	Dwight Jones	54	1971-73
19.	735	Leary Lentz	89	1964-67
20.	704	Fabian White Jr.	149	2017-22
21.	703	Tim Moore	49	1993-96

GAMES PLAYED

Rk.	No.	Player	Years
1.	149	Fabian White Jr.	2017-22
2.	140	J'Wan Roberts	2019 –
3.	138	Jamal Shead	2020-24
4.	136	Galen Robinson Jr.	2015-19
5.	134	Michael Young	1980-84
t6.	129	Ken Ciolli	1975-79
		George Walker	1975-79
t8.	126	Danrad Knowles	2013-17
		Craig Upchurch	1987-92
		Kenneth Williams	1976-80
11.	125	Alvin Franklin	1982-86
t12.	124	Derrick Daniels	1988-92
		Rickie Winslow	1983-87
t14.	123	Greg Anderson	1983-87
		Larry Micheaux	1979-83
t16.	122	Zamal Nixon	2007-11
		Lanny Smith	2003-08
18.	120	Reid Gettys	1981-85
19.	119	Marcus Oliver	1999-04
20.	118	Charles Thompson	1974-78

GAMES STARTED

Rk.	No.	Player	Years
1.	129	Michael Young	1980-84
2.	126	Craig Upchurch	1987-92
3.	124	Derrick Daniels	1988-92
4.	123	Rickie Winslow	1983-87
5.	119	Galen Robinson Jr.	2015-19
6.	113	Lanny Smith	2003-08
7.	112	Alvin Franklin	1982-86
t8.	108	Jamal Shead	2020-24
t8.	107	Larry Micheaux	1979-83
10.	96	TaShawn Thomas	2011-14
11.	95	Clyde Drexler	1980-83
12.	94	Greg Anderson	1983-87
13.	93	Marcus Sasser	2019-23
14.	91	Kelvin Lewis	2007-10
15.	90	Fabian White Jr.	2017-22
16.	88	George Williams	1999-02
17.	87	Kenny Younger	1997-00
18.	86	Rob Williams	1979-82
19.	85	Andre Owens	2002-05
20.	82	Jack Foster	1953-56
**	77	J'Wan Roberts	2019 –

MINUTES PLAYED

Rk.	No.	Player	G	Years
1.	4,498	Michael Young	134	1980-84
2.	4,087	Rickie Winslow	124	1983-87
3.	4,065	Derrick Daniels	124	1988-92
4.	4,062	Otis Birdsong	116	1973-77
5.	3,916	Craig Upchurch	126	1987-92
6.	3,830	Alvin Franklin	125	1982-86
7.	3,788	Jamal Shead	138	2020-24
8.	3,773	Galen Robinson Jr.	136	2015-19
9.	3,535	Lanny Smith	122	2003-08
10.	3,457	Greg Anderson	123	1983-87
11.	3,418	Larry Micheaux	123	1979-83
12.	3,335	Elvin Hayes	93	1965-68
13.	3,299	Kelvin Lewis	100	2007-10
14.	3,255	Clyde Drexler	96	1980-83
15.	3,161	Fabian White Jr.	149	2017-22
16.	3,129	Rob Williams	88	1979-82
17.	3,115	Andre Owens	87	2002-05
18.	3,132	Marcus Sasser	107	2019-23
19.	3,039	George Williams	90	1999-02
20.	3,036	Dwight Davis	84	1969-72
**	2,909	J'Wan Roberts	140	2019 –

BLOCKED SHOTS

Rk.	No.	Player	G	Years
1.	454	Hakeem Olajuwon	100	1980-84
2.	231	Dwight Davis	84	1969-72
3.	227	Greg Anderson	123	1983-87
4.	211	Bo Outlaw	61	1991-93
5.	209	TaShawn Thomas	96	2011-14
6.	160	Anwar Ferguson	55	2002-04
7.	155	Dwight Jones	54	1969-71
8.	137	Danrad Knowles	126	2013-17
9.	135	Maurice Pressley	79	1972-75
10.	133	Tim Moore	70	1993-96
11.	132	Larry Micheaux	123	1979-83
12.	131	Brison Gresham	99	2018-21
13.	130	Fabian White Jr.	149	2017-22
14.	112	J'Wan Roberts	140	2019 –
15.	107	George Williams	90	1999-02
16.	102	Rickie Winslow	124	1983-87
17.	100	David Marrs	102	1972-76

INDIVIDUAL • SEASON

3-POINT FIELD GOALS MADE

Rk.	No.	Player	G	Years
1.	145	Robert McKiver	33	2007-08
2.	121	Armoni Brooks	37	2018-19
3.	116	Robert McKiver	33	2006-07
4.	112	LJ Cryer	37	2023-24
5.	111	Corey Davis Jr	37	2018-19
6.	108	Damyean Dotson	32	2016-17
7.	103	Corey Davis Jr.	35	2017-18
8.	102	Kelvin Lewis	35	2009-10
t9.	100	Quentin Grimes	30	2020-21
		Andre Owens	32	2004-05

3-POINT FIELD GOALS PER GAME (min. 70 made)

Rk.	No.	Player	3FG	G	Years
1.	4.3	Robert McKiver	145	34	2007-08
2	3.5	Robert McKiver	116	33	2006-07
3.	3.38	Damyean Dotson	108	32	2016-17
4.	3.33	Quentin Grimes	100	30	2020-21
5.	3.27	Armoni Brooks	121	37	2018-19
6.	3.13	Andre Owens	100	32	2004-05
7.	3.097	Jherrod Stiggers	96	31	2014-15
8.	3.03	LJ Cryer	112	37	2023-24
9.	3.0	Corey Davis Jr.	111	37	2018-19
10.	2.94	Corey Davis Jr.	103	35	2017-18
11.	2.91	Kelvin Lewis	102	35	2009-10
12.	2.82	Kelvin Lewis	93	33	2008-09

100 3-POINT FIELD GOAL SEASONS

2

Robert McKiver **2007-08** (145); **2006-07** (116)
Corey Davis Jr. **2018-19** (111); **2017-18** (103)

1

LJ Cryer **2024-25 (9); 2023-24 (112)**
Quentin Grimes **2020-21** (100)
Armoni Brooks **2018-19** (121)
Damyean Dotson **2016-17** (108)
Kelvin Lewis **2009-10** (102)
Andre Owens **2004-05** (100)

3-POINT FIELD GOALS ATTEMPTS

Rk.	No.	Player	G	Years
1.	376	Robert McKiver	34	2007-08
2.	343	Robert McKiver	33	2006-07
3.	310	Armoni Brooks	37	2018-19
4.	296	Corey Davis Jr.	37	2018-19
5.	294	Kyler Edwards	37	2021-22
6.	289	LJ Cryer	36	2023-24
t7.	280	Jherrod Stiggers	31	2014-15
		Andre Owens	32	2004-05
9.	270	Oliver Lafayette	31	2005-06
10.	257	Kelvin Lewis	35	2009-10
11.	252	Kelvin Lewis	33	2008-09
12.	250	Marcus Sasser	36	2022-23
13.	248	Quentin Grimes	30	2020-21
14.	244	Damyean Dotson	33	2016-17
15.	240	Corey Davis Jr.	35	2017-19

WELCOME to the HOUSTON COUGARS, JACE ABARCA



- **Jace Abarca** returns for his third season with the University of Houston Men’s Basketball program as Head Ball Kid in 2024-25.

- Jace joined the Cougars in a special ceremony inside the Guy V. Lewis Development Facility prior to the 2022-23 season on Oct. 4, 2022.

- Sitting beside his parents, Yaneth and James, and with his two brothers, Jace signed his Cougars Letter of Intent in front of his new teammates, coaches and the University of Houston band and cheer members and media members.

- As part of his signing, Jace serves as the Head Ball Kid at all Houston home Men’s Basketball games inside the Fertitta Center.

- Jace joined the Cougars as part of a partnership with Team IMPACT. He lives with lupus and kidney disorders. Lupus is an inflammatory disease in which the body’s immune systems attacks its own tissues and organs.

- Jace loves to read and play video games, like Roblox and Fortnite. He also enjoys science, engineering and geography. Jace is a big fan of the TV show Chicago Med and loves to talk about medical things.

- Nine-year-old **Nicholas Hickey** was Houston Men’s Basketball’s first Team IMPACT signee in October 2017. Nicholas battled epilepsy, apraxia of speech and autism.



- Houston Athletics has worked with Team IMPACT for the past 2+ years, matching children across its Men’s Basketball, Football, Soccer and Swimming and Diving programs.

HOUSTON ATHLETICS & TEAM IMPACT

2022	Jace Abarca	Men’s Basketball
	Emilia	Swimming and Diving
	Bella	Soccer
2021	Vinny Robins	Football
2017	Nicholas Hickey	Men’s Basketball
	Zamya Sumling	Volleyball
2014	Maycie Gonzalez	Track & Field



The University of Houston Men's and Women's Basketball programs began play in a new game arena during the 2018-19 season when the Fertitta Center officially opened with a 65-61 win over No. 18/21 Oregon on Dec. 1, 2018, in front of a sellout crowd of 7,039.

With the completion of the 2016-17 season, Hofheinz Pavilion underwent a \$60 million renovation. The renovation was made possible through a generous \$20 million donation from University of System Board of Regents Chairman Tilman J. Fertitta and his family in late August 2016.

The facility features a premium club area and a courtside club. The reconfigured bowl moved mid-court seating locations closer to game action with floor-level seating opposite the team benches for UH students. Renovations included a new audio system, sports lighting and video boards as well as new concession stands and expanded restrooms. The facility's exterior also was refreshed.

Prominent to the center's exterior, the renovation will preserve the legacy of the Hofheinz family and its contributions to both UH and the city of Houston.


QUICK FACTS

Name:	Fertitta Center
Location:	3422 Cullen Blvd. Corner of Cullen Boulevard and Holman Street on the UH campus
Capacity:	7,035
All-Time Record:	96-6 (.941)
All-Time Attendance:	642,610 (6,301 avg.)
First Game:	vs. #18/21 Oregon (Dec. 1, 2018)
First Win:	W, 65-61, vs. #18/21 Oregon (Dec. 1, 2018)
Current Streak:	25 wins (Jan. 28, 2023 – present)
Long Winning Streak:	37 games (Dec. 19, 2019 – Feb. 12, 2022)
Long Losing Streak:	1 (Jan. 22, 2023; Dec. 10, 2022; Feb. 12, 2022; Dec. 15, 2019; Nov. 15, 2019; March 2, 2019)
Renovation Cost:	\$60 million
Historic Donation:	\$20 million from UH System Board of Regents Chairman Tilman J. Fertitta and his family
Arena Amenities	Premium club area and courtside club Reconfigured bowl with mid-court seating closer to game action Floor-level seating opposite team benches for UH students New audio system, sports lighting and video boards New concession stands and expanded restrooms
Architects:	PGAL and AECOM
Project Manager:	Turner Construction

In December 2019, a statue of former Harris County Judge Roy Hofheinz was dedicated with members of his family outside the Fertitta Center Club lower entrance off Holman Street. Fans can learn more about Hofheinz and his contributions to the University, city and state at the Roy Hofheinz Wall, located on the concourse near Section 107.

The University of Houston will request that city officials rename a portion of Holman Street in front of the arena after the Hofheinz family. In addition, Roy Hofheinz's records will be permanently archived and publicly accessible as a special collection in the UH library, and the Alumni Center will house an area describing the lives and public service of Roy and Irene Hofheinz.

"This gift is personal. It represents a commitment from my family and me to support the University of Houston in its quest to strengthen our nationally competitive institution both in academics and athletics," Fertitta said. "Upgrading our athletics facilities shows we are serious about competing at the highest levels of collegiate sports for many years to come. I'm proud of where the University of Houston is today and I'm proud to make this investment in my university's future."





“I am proud and grateful that our administration recognized how important the Guy V. Lewis Development Facility is. We now have a place where our players can practice, work out, shoot, develop chemistry and improve their work ethics 24 hours a day, 365 days a year, with this facility. This is a game-changer.”

Head Coach Kelvin Sampson

The University of Houston Men’s Basketball program moved into its new home during the 2015-16 season following completion of construction of the Guy V. Lewis Development Facility.

The near-53,000-square-foot facility provides the environment that University of Houston Men’s and Women’s Basketball student-athletes need to excel throughout the season in all areas.

Named after 592-game winner and Hall of Fame Head Coach Guy V. Lewis, the Development Facility is located adjacent to Hofheinz Pavilion at the corner of Cullen Boulevard and Holman Street on the UH campus.

Construction on the \$25-million facility began in September 2014. Austin Commercial served as the construction manager for the project, which was designed by DLR Group and Page.

The building was officially dedicated during NCAA Final Four Weekend in Houston on

QUICK FACTS

Location:	Corner of Cullen Boulevard and Holman Street on UH campus
Construction Cost:	\$25 million
Size:	52,923 square feet
Dedicated:	April 3, 2016
Levels:	3
Level 1:	Dedicated practice courts for Men’s and Women’s Basketball programs with sports performance and sports medicine areas shared by both teams
Level 2:	Team areas, including locker room and academic/film rooms
Level 3:	Office space for Men’s and Women’s Basketball coaching/support staffs
Architects:	DLR Group and Page
Construction Manager:	Austin Commercial

April 3, 2016, with Cougar and CBS Sports broadcasting great Jim Nantz serving as master of ceremonies

The first level houses a dedicated practice court for each team as well as sports performance and sports medicine areas, which are shared by both programs.

The second level features the teams’ areas, which include locker room and academic/film theaters. The team rooms contain spacious, modern lockers, multiple video screens for television and video games and comfortable furniture.

The third level holds office space for both Men’s and Women’s Basketball coaching and support staffs.

In Summer 2024, the facility underwent \$5 million in extensive renovations to the second-floor teams areas for Men’s and Women’s Basketball.


These renovations included a graphics refresh throughout the building, including the sneaker wall on Level Two to celebrate the Houston-Jordan Brand partnership.



THE UNIVERSITY OF HOUSTON



TIER ONE UNIVERSITY • RANKED ONE OF THE BEST COLLEGES IN THE U.S.



- Founded in 1927, the University of Houston empowers learning, discovery, leadership and engagement among 45,000+ students in one of the country's most diverse universities. UH alumni total more than 276,000 across time and more than 50 percent live in Houston and the Gulf Coast region.

- UH features world-renowned faculty within 15 academic colleges. We offer more than 300 undergraduate and graduate academic programs and award more than 9,000 degrees annually. The University also fulfills the needs of students beyond Houston by offering degree programs at the University of Houston at Sugar Land and University of Houston at Katy.

- UH is located in Houston, Texas, the nation's fourth-largest city, the energy capital of the world and home to the world's largest medical center. Our students regularly test their skills through internships with national and international companies based here, and our faculty routinely partner with businesses and government agencies through research.

- UH has the nation's only space architecture graduate program and the only Spanish-language creative writing program; it also has the first subsea engineering program in the U.S. UH's undergraduate entrepreneurship program consistently ranks among the top in the nation, and intellectual property and health law are among the top 10 law programs.

- Our nationally-ranked programs drive students to discover the multitude of academic resources that are available on-campus and online while our student-run organizations and athletics have something for everyone and connect students in authentic Coog culture. With more than 500 student organizations and 6,000 students living on campus in residence halls, apartments and townhouses, life at UH is active and lively.

- University of Houston faculty are renowned scholars with real-world experience who work closely with each student. The faculty includes 15 members of the National Academy of Engineering, four National Academy of Science members and a Nobel Laureate. From the Tony Award to the Nobel Peace Prize and back to the classroom, UH faculty makes things happen on campus and around the world.

- UH leads five nationally funded centers, comprising numerous collaborations with partner institutions and industry. Sponsored by nearly \$20 million in funding, these centers pioneer groundbreaking research in the areas of energy, materials, psychology, laser mapping and homeland security.

- UH is a home for big ideas. In 2017, UH ranked #1 in the nation among all public universities without medical schools in royalties from technology transfers. With more than \$22 million a year in royalties, UH has seen a 400 percent increase in patent income since 2010.


- The UH Technology Bridge boasts more than 30,000 square feet of incubator space and nearly 200,000 square feet of built-up space ideally suited for large laboratories, pilot scale facilities and light manufacturing. UH's innovation ecosystem allows entrepreneurial faculty, students and alumni to bring new discoveries into the market place or to establish partnerships to launch new companies.

uh.edu

RADIO/TV ROSTER



#0
KORDELIUS JEFFERSON
G • 6-3 • 200 • r-Fr.-RS
Arlington, Texas
@ korrdel



#2
CEDRIC LATH
C • 6-9 • 260 • r-So.-1L
Abidjan, Ivory Coast
@ ced_lath X AguyCedric



#3
RAMON WALKER Jr.
G • 6-5 • 215 • r-Sr.-3L
Pearland, Texas
@ ramonwalkerjr X ramonwalker04




#4
LJ CRYER
G • 6-1 • 200 • c-Gr.-1L
Katy, Texas
@ ljcryer




#5
Ja'VIER FRANCIS
F • 6-8 • 235 • Sr.-3L
New Orleans, La.
@ lahjay11 X theJayFrancis10



#7
MILOS UZAN
G • 6-4 • 190 • Jr.-TR
Las Vegas, Nev.
@ lossyuzan



#8
MYLIK WILSON
G • 6-3 • 175 • c-Gr.-1L
Rayville, La.
@ m.w.13 X mylikw



#11
JOSEPH TUGLER
F • 6-8 • 230 • So.-1L
Houston, Texas
@ josephugler X joseph_tugler



#12
JACOB McFARLAND
C • 6-11 • 215 • r-Fr.-RS
Moreno Valley, Calif.
@ jacobmcfar1and



#13
J'WAN ROBERTS
F • 6-8 • 235 • c-Gr.-4L
St. Thomas, U.S. Virgin Islands
@ jwann_13 X JwanRoberts13



#21
EMANUEL SHARP
G • 6-3 • 210 • r-Jr.-2L
Tampa, Fla.
@ emanuelsharp_



#23
TERRANCE ARCENEAUX
G • 6-6 • 205 • r-So.-2L
Beaumont, Texas
@ tarceneaux23 X TArceneaux21



#24
CHASE McCARTY
F • 6-6 • 220 • Fr.-HS
Huntsville, Ala.
@ chase_mccarty X Chasemccarty21



#25
MERCY MILLER
G • 6-4 • 200 • Fr.-HS
Sherman Oaks, Calif.
@ mercymiller X mercymiller25



KELVIN SAMPSON
Head Coach
11th Season at Houston
36th Season Overall

X CoachSampsonUH



KELLEN SAMPSON
Assistant Coach
11th Season at Houston
15th Season Overall

X kellenmsampson



QUANNAS WHITE
Assistant Coach
8th Season at Houston
11th Season Overall

X quannasbwhite



K.C. BEARD
Assistant Coach
11th Season at Houston
14th Season Overall

X CoachKCBeard1



HOLLIS PRICE
Special Assistant
to Head Coach/Assistant Coach
11th Season at Houston
11th season Overall

X HollisHp



ANTHONY GOLDWIRE
Director of Player Development/
Assistant Coach
4th Season at Houston
4th Season Overall



KELVIN SAMPSON

Head Coach

11th Season at Houston • 36th Season Overall

267-80 Record at Houston • 767-350 Career Record

UNC Pembroke '78; Michigan State '80

CoachSampsonUH



KELVIN SAMPSON'S YEAR-by-YEAR RECORD

Year	[- Overall -]		[- Conference -]		Conf.	Notes	Postseason
	Record	Pct.	Record	Pct.	Finish	Tourn	
Montana Tech (73-45 • 31-29 Frontier Conference • 3 NAIA District 12 [2-3])							
<i>Became acting head coach on Jan. 1, 1981 • Totals not included above and below</i>							
1980-81	2-14	.125	2-11				
<i>Became permanent head coach on March 14, 1981</i>							
1981-82	7-20	.259	0-15				
1982-83	22-9	.710	9-6	.600			Frontier Conference Tournament Champions NAIA District 12 Playoffs (1-1) Frontier Conference Coach of the Year
1983-84	22-9	.710	10-5	.667	1st		Frontier Conference Champions NAIA District 12 Playoffs (1-1) Frontier Conference Tournament Champions
1984-85	22-7	.759	12-3	.800	1st		Frontier Conference Champions NAIA District 12 Playoffs (0-1) Frontier Conference Tournament Champions Frontier Conference Coach of the Year
Washington State (103-103 • 48-78 Pac-10 • 1 NCAA [0-1] • 1 NIT [1-1])							
1987-88	13-16	.448	7-11	.389	6th	1-1	
1988-89	10-19	.345	4-14	.222	8th	1-1	
1989-90	7-22	.241	1-17	.056	10th	0-1	
1990-91	16-12	.571	8-10	.444	6th		PAC-10 Coach of the Year Kodak District 14 Coach of the Year
1991-92	22-11	.667	9-9	.500	t-5th		NIT Second Round (1-1)
1992-93	15-12	.556	9-9	.500	t-5th		
1993-94	20-11	.645	10-8	.556	t-4th		NCAA First Round (0-1)
Oklahoma (281-107 • 129-59 Big Eight/Big 12 • 11 NCAA [11-11] • 1 NIT [1-1])							
1994-95	23-9	.719	9-5	.643	3rd	1-1	AP National Coach of the Year Henry Iba Award Big Eight Coach of the Year
1995-96	18-12	.600	8-6	.571	3rd	2-1	NCAA First Round (0-1)
1996-97	20-10	.667	10-6	.625	5th	2-1	NCAA First Round (0-1)
1997-98	22-11	.667	11-5	.688	t-2nd	0-1	NCAA First Round (0-1)
1998-99	22-11	.667	11-5	.688	t-2nd	2-1	NCAA Sweet 16 (2-1)
1999-00	27-7	.794	12-4	.750	t-3rd	2-1	NCAA Second Round (1-1)
2000-01	26-7	.788	12-4	.750	t-2nd	3-0	Big 12 Tournament Champions Big 12 Tournament Champions NCAA First Round (0-1)
2001-02	31-5	.861	13-3	.813	2nd	3-0	NCAA Final Four (4-1)
2002-03	27-7	.794	12-4	.750	3rd	3-0	NABC National Coach of the Year Big 12 Tournament Champions
2003-04	20-11	.645	8-8	.500	7th	1-1	NIT Second Round (1-1)
2004-05	25-8	.758	12-4	.750	t-1st	1-1	Big 12 Champions
2005-06	20-9	.690	11-5	.688	3rd	0-1	NCAA Second Round (1-1) NCAA First Round (0-1)
Indiana (43-15 • 21-8 Big Ten • 1 NCAA [1-1])							
2006-07	21-11	.656	10-6	.625	3rd	0-1	NCAA Second Round (1-1)
2007-08	22-4	.846	11-2	.846			
Houston (267-80 • 15-3 Big 12 • 117-44 The American • 6 NCAA [14-6] • 2 NIT [0-2])							
2014-15	13-19	.406	4-14	.222	10th	1-1	
2015-16	22-10	.688	12-6	.667	t-3rd	0-1	NIT First Round (0-1)
2016-17	21-11	.656	12-6	.667	3rd	0-1	NIT First Round (0-1)
2017-18	27-8	.771	14-4	.778	t-2nd	2-1	NCAA Second Round (1-1)
2018-19	33-4	.892	16-2	.889	1st	2-1	The American Coach of the Year NABC District 25 Coach of the Year The American Champions Clarence "Big House" Gaines National Coach of the Year The American Coach of the Year NABC District 25 Coach of the Year
2019-20	23-8	.742	13-5	.722	t-1st	COVID-19	No Tournament – COVID
2020-21	28-4	.875	14-3	.824	2nd	3-0	The American Tournament Champions John McLendon Award Coach of the Year (Houston Sports Awards)
2021-22	32-6	.842	15-3	.833	1st	3-0	The American Champions The American Tournament Champions CBS Sports National Coach of the Year Ben Jobe Award
2022-23	33-4	.892	17-1	.944	1st	2-1	The American Coach of the Year NABC District 24 Coach of the Year Texas Coach of the Year (Dave Campbell's Texas Basketball)
2023-24	32-5	.865	15-3	.833	1st	2-1	The American Coach of the Year NABC District 24 Coach of the Year USBWA District VII Coach of the Year
2024-25	3-1	.750	0-0	.000	---	---	AP National Coach of the Year NABC National Coach of the Year Henry Iba National Coach of the Year Award (USBWA) John McLendon Award Field of 68 National Coach of the Year Big 12 Coach of the Year Big 12 Coach of the Year (Associated Press) NABC District 8 Coach of the Year
35+ yrs	767-350	.687	361-221	.620	8 – 1st	37-21	8 Conference Championships 8 Conference Tournament titles 12 National Coach of the Year awards 10 Conference Coach of the Year awards 8 District Coach of the Year awards 2 Houston Sports Awards Coach of the Year
5 30-win seasons					14 – Top 2		19 NCAAAs (26-19) 4 NITs (2-4)
27 20-win seasons					22 – Top 3		3 NAIA District 12 (2-3)
21 20-win seasons in last 22 yrs.							

- Ninth Men's Basketball head coach in University of Houston history
- Previously served as head coach at Indiana (2006-08); Oklahoma (1994-06); Washington State (1987-94) and Montana Tech (1981-85)
- 767-350 (.687) career record in 35+ seasons; 267-80 (.769) record in 10+ seasons at Houston
- 33rd coach (with 10+ years in NCAA Division I) to record 700 wins in career
- One of 16 coaches in NCAA history to lead 2+ different schools to NCAA Final Fours (1 – Oklahoma • 1 – Houston)
- One of 11 coaches in NCAA history to lead 3+ different schools to NCAA Tournament wins (11 – Oklahoma • 1 – Indiana • 3 – Houston)
- One of 15 coaches in NCAA history to lead 4+ different schools to NCAA Tournament (1 – Washington State • 11 – Oklahoma • 1 – Indiana • 2 – Houston)
- Veteran of 26 postseason tournaments (19 NCAA, 4 NIT, 3 NAIA District 12 playoffs) includes 2 NCAA Final Four (2021, 2002) • 2 Elite Eight (2022, 2003) 4 Sweet 16 (2024, 2023, 2019, 1999) 3 Second Round (2018, 2007, 2005) 2 NIT Second Round (2004, 1992)
- Second-winningest coach in Houston history (267)... Ranks as Houston's career leader in winning percentage (.769)
- Only coach in Houston history to lead Cougars to five, six, seven, eight and nine consecutive 20-win seasons
- Eight conference regular-season championships (2023-24 Big 12 • 2022-23 The American 2021-22 The American • 2019-20 The American 2018-19 The American • 2004-05 Big 12 1984-85 Frontier • 1983-84 Frontier)
- Eight conference tournament championships (2022, 2021 The American • 2003, 2002, 2001 Big 12 1985, 1984, 1983 Frontier)
- Twelve National Coach of the Year awards (2024, 1995 Henry Iba Award (USBWA) • 2024 Field of 68 2022 CBS Sports • 2022 Ben Jobe 2024, 2021 John McLendon Award 2019 Clarence "Big House" Gaines Award 2024, 2002 NABC • 2024, 1995 Associated Press)
- Eight District Coach of the Year awards (2024 NABC District 8, 2023 USBWA District VII, 2023, 2022 NABC District 24 • 2019, 2018 NABC District 25 1992, 1991 Kodak District 14)
- Ten Conference Coach of the Year awards from five leagues (2024 Big 12, 2024 Big 12 (AP) 2023, 2022, 2019, 2018 The American 1995 Big Eight • 1991 PAC-10 • 1985, 1983 Frontier)
- One Texas College Coach of the Year award (2022 [Dave Campbell's Texas Basketball])
- Worked for six years in the NBA coaching ranks (2011-14 • Houston Rockets 2008-11 • Milwaukee Bucks)
 - 15 NBA Draft picks
 - Seven NBA Draft First-Round selections
- He and his wife, Karen, have a daughter, Lauren, who is the Cougars' director of operations; a son, Kellen, who is an assistant coach at Houston; a granddaughter, Maisy Jade; and a grandson, Kylen Ned (children of Tonya and Kellen Sampson)

KELVIN SAMPSON • RECORD vs. OPPONENTS

Team	Overall	Houston	Indiana	Oklahoma	Washington State	Montana Tech
Abilene Christian	1-0	1-0	---	---	---	---
Akron	0-1	0-1	---	---	---	---
Alabama	3-5	0-2	---	2-1	1-2	---
Alabama A&M	1-0	1-0	---	---	---	---
Alabama State	2-0	1-0	---	1-0	---	---
Alaska-Anchorage	2-0	---	---	---	2-0	---
Alberta	1-0	---	---	---	---	1-0
Alcorn State	4-0	2-0	---	1-0	1-0	---
American-Puerto Rico	1-0	---	---	1-0	---	---
Appalachian State	0-1	---	---	---	0-1	---
Arizona	3-15	1-0	---	2-0	0-15	---
Arizona State	8-6	---	---	---	8-6	---
Arkansas	4-2	0-1	---	4-1	---	---
Arkansas State	1-0	---	---	1-0	---	---
Arkansas-Pine Bluff	2-1	0-1	---	2-0	---	---
Auburn	1-1	1-1	---	---	---	---
Azusa Pacific	1-0	---	---	---	1-0	---
Ball State	1-0	---	1-0	---	---	---
Baylor	23-1	1-1	---	22-0	---	---
Belmont	1-0	---	---	1-0	---	---
Bethune-Cookman	1-0	---	---	1-0	---	---
Binghamton	1-0	---	---	1-0	---	---
Boise State	1-1	1-1	---	---	---	---
Boston	1-0	---	---	1-0	---	---
Bryant	1-0	1-0	---	---	---	---
Butler	2-2	1-0	0-1	1-1	---	---
BYU	2-2	2-1	---	---	0-1	---
BYU-Hawai'i	2-0	---	---	---	2-0	---
Boston College	0-1	---	---	---	0-1	---
Cal State Northridge	2-0	---	---	1-0	1-0	---
Calgary	0-2	---	---	---	---	0-2
California	9-7	---	---	2-0	7-7	---
Carroll College	9-5	---	---	---	---	8-4
Centenary	1-1	---	---	1-0	0-1	---
Central Connecticut State	2-0	---	---	1-0	1-0	---
Central Michigan	1-0	---	---	1-0	---	---
Chadron State	1-0	---	---	---	---	1-0
Charlotte	2-0	---	1-0	1-0	---	---
Chattanooga	1-0	---	1-0	---	---	---
Chicago State	2-0	---	2-0	---	---	---
Cincinnati	15-11	15-9	---	0-2	---	---
Cleveland State	1-0	1-0	1-0	---	---	---
College of Idaho	3-3	---	---	---	---	3-3
Colorado	4-3	---	---	14-3	---	---
Coppin State	11-0	1-0	1-0	8-0	1-0	---
Cornell	1-0	1-0	---	---	---	---
Dayton	1-0	1-0	---	---	---	---
Delaware State	2-0	---	---	1-0	1-0	---
Drexel	1-1	0-1	---	1-0	---	---
Duke	0-3	0-1	0-1	0-1	---	---
East Carolina	12-2	12-2	---	---	---	---
Eastern Kentucky	1-0	---	---	---	1-0	---
Eastern Illinois	2-0	2-0	---	1-0	---	---
Eastern Michigan	1-0	---	---	---	1-0	---
Eastern Oregon State	3-0	---	---	---	---	3-0
Eastern Washington	6-0	---	---	1-0	5-0	---
Fairfield	1-0	1-0	---	---	---	---
Florida	0-1	---	---	0-1	---	---
Florida A&M	3-0	1-0	---	1-0	1-0	---
Florida Atlantic	1-0	---	---	1-0	---	---
Fresno State	1-1	---	---	---	1-1	---
George Mason	1-0	1-0	---	---	---	---
George Washington	1-0	---	---	1-0	---	---
Georgia Southern	1-0	---	---	1-0	---	---
Georgia State	2-0	1-0	---	1-0	---	---
Georgia Tech	2-3	1-1	1-0	0-2	---	---
Gonzaga	1-1	---	1-0	---	0-1	---
Grand Canyon	0-1	0-1	---	---	---	---
Great Falls	7-10	---	---	---	---	6-8
Hartford	1-0	---	---	1-0	---	---
Harvard	0-2	0-2	---	---	---	---
Hawai'i	1-0	---	---	---	1-0	---
Hawai'i-Hilo	1-0	---	---	1-0	---	---
Hawai'i-Pacific	1-0	---	---	---	1-0	---
High Point	2-0	---	---	2-0	---	---
Hofstra	2-0	2-0	---	---	---	---
Houston Christian	2-0	2-0	---	---	---	---
Idaho	3-5	---	---	---	3-5	---
Illinois	4-2	1-0	3-2	---	---	---
Illinois State	1-0	---	1-0	---	---	---

Team	Overall	Houston	Indiana	Oklahoma	Washington State	Montana Tech
Illinois-Chicago	1-0	---	---	1-0	---	---
Indiana	0-4	---	---	0-2	0-2	---
Indiana State	2-1	---	1-0	0-1	1-0	---
Iowa	3-1	---	3-1	---	---	---
Iowa State	10-8	1-2	---	9-6	---	---
IUPUI	1-0	---	1-0	---	---	---
Jackson State	7-0	2-0	---	4-0	1-0	---
Jamestown	1-0	---	---	---	---	1-0
Kansas	7-12	1-1	---	6-11	---	---
Kansas State	12-4	1-0	---	11-4	---	---
Kent State	1-0	1-0	---	---	---	---
Kentucky	1-2	0-1	1-1	---	---	---
La Salle	1-0	---	---	1-0	---	---
Lafayette	1-0	---	1-0	---	---	---
Lake Region College	1-0	---	---	---	---	1-0
Lamar	3-0	2-0	---	1-0	---	---
Lethbridge	5-0	---	---	---	---	5-0
Lewis-Clark State	0-2	---	---	---	---	0-2
Liberty	2-0	2-0	---	---	---	---
Longwood	2-0	1-0	1-0	---	---	---
Louisiana	3-0	2-0	---	---	1-0	---
Louisiana Tech	1-0	---	---	1-0	---	---
LSU	3-2	2-2	---	1-0	---	---
Manhattan	0-1	---	---	0-1	---	---
Marquette	1-0	---	---	---	1-0	---
Mary College	2-1	---	---	---	---	2-1
Maryland	1-1	---	---	1-1	---	---
McNeese	2-0	2-0	---	---	---	---
Memphis	9-10	9-8	---	0-2	---	---
Mesa State	0-1	---	---	---	---	0-1
Miami (Fla.)	0-1	0-1	---	---	---	---
Michigan	2-3	0-1	2-1	0-1	---	---
Michigan State	5-4	---	2-1	2-2	1-1	---
Minnesota	4-0	---	2-0	1-0	1-0	---
Minot State	2-0	---	---	---	---	2-0
Mississippi	1-2	---	---	1-2	---	---
Mississippi State	0-3	---	---	0-3	---	---
Mississippi Valley State	1-0	1-0	---	---	---	---
Missouri	13-9	---	---	13-9	---	---
Missouri State	1-0	---	---	1-0	---	---
Monmouth	1-0	---	---	---	1-0	---
Montana	1-0	1-0	---	---	---	---
Montana State	2-0	---	---	2-0	---	---
Morgan State	2-0	2-0	---	---	---	---
Mount St. Mary's	2-0	---	---	2-0	---	---
Murray State	2-1	2-0	---	0-1	---	---
NC State	0-1	---	---	0-1	---	---
Nebraska	11-5	---	---	11-5	---	---
Nebraska Wesleyan	1-0	---	---	---	---	1-0
New Mexico	0-1	---	---	---	0-1	---
New Mexico Highlands	1-0	---	---	---	---	1-0
New Orleans	1-0	1-0	---	---	---	---
Niagara	1-0	---	---	1-0	---	---
Nicholls	4-0	1-0	---	3-0	---	---
NJIT	1-0	1-0	---	---	---	---
North Carolina A&T	1-0	1-0	---	---	---	---
North Carolina Central	1-0	1-0	---	---	---	---
North Florida	1-0	1-0	---	---	---	---
North Texas	2-0	---	---	2-0	---	---
Norfolk State	1-0	1-0	---	---	---	---
Northern Colorado	2-0	1-0	---	1-0	---	---
Northern Kentucky	1-0	1-0	---	---	---	---
Northern Montana	8-8	---	---	---	---	8-5
Northern State	0-2	---	---	---	---	0-2
Northwest Nazarene	3-3	---	---	---	---	3-3
Northwestern	2-0	---	2-0	---	---	---
Northwestern State	3-0	2-0	---	1-0	---	---
Notre Dame	0-0	---	---	---	---	---
Ohio	1-0	---	---	---	1-0	---
Ohio State	2-1	1-0	1-1	---	---	---
Oklahoma	1-0	1-0	---	---	---	---
Oklahoma Baptist	1-0	---	---	---	1-0	---
Oklahoma State	15-15	3-1	---	12-14	---	---
Oral Roberts	8-0	1-0	---	6-0	1-0	---
Oregon	10-9	3-1	---	---	7-8	---
Oregon State	9-8	1-0	---	1-0	7-8	---
Oregon Tech	1-0	---	---	---	---	1-0
Our Lady of the Lake	1-0	1-0	---	---	---	---
Penn	1-0	1-0	---	---	---	---
Penn State	3-0	---	3-0	---	---	---

KELVIN SAMPSON • RECORD vs. OPPONENTS

Team	Overall	Houston	Indiana	Oklahoma	Washington State	Montana Tech
Pittsburg State	1-0	---	---	---	1-0	---
Portland	2-1	1-0	---	---	1-1	---
Prairie View A&M	6-0	3-0	---	2-0	1-0	---
Princeton	3-0	---	---	2-0	1-0	---
Providence	1-0	1-0	---	---	---	---
Purdue	6-2	---	2-1	4-1	---	---
Regina	1-0	---	---	---	---	1-0
Rhode Island	1-1	1-1	---	---	---	---
Rice	5-0	5-0	---	---	---	---
Rocky Mountain	6-10	---	---	---	---	6-7
Rutgers	1-0	1-0	---	---	---	---
Sacramento State	3-0	---	---	---	3-0	---
Saint Joseph's	1-0	1-0	---	---	---	---
Saint Louis	2-0	2-0	---	---	---	---
Saint Mary's (Calif.)	1-0	1-0	---	---	---	---
Sam Houston State	2-0	---	---	2-0	---	---
Samford	1-0	---	---	1-0	---	---
San Diego	1-0	---	---	1-0	---	---
San Diego State	2-0	1-0	---	---	1-0	---
San Francisco State	1-0	---	---	---	1-0	---
San Jose State	1-1	---	---	---	1-1	---
Seattle	2-0	---	---	---	1-0	1-0
Simon Fraser	1-0	---	---	---	1-0	---
SMU	15-7	11-7	---	4-0	---	---
South Carolina	2-0	2-0	---	---	---	---
South Carolina State	1-1	0-1	---	1-0	---	---
South Dakota	1-0	1-0	---	---	---	---
South Florida	14-2	14-2	---	---	---	---
Southeast Missouri State	1-0	---	---	1-0	---	---
Southern	1-0	---	---	1-0	---	---
Southern Alberta Tech	3-0	---	---	---	---	3-0
Southern Illinois	2-0	---	2-0	---	---	---
Southern Utah	1-0	---	---	---	1-0	---
St. Bonaventure	1-0	---	---	1-0	---	---
Stanford	6-9	---	---	0-1	6-8	---
Stephen F. Austin	0-1	---	---	---	0-1	---
Stetson	1-0	1-0	---	---	---	---
Syracuse	1-1	1-0	---	0-1	---	---
Temple	11-5	11-4	---	0-1	---	---
Tennessee	0-1	---	---	---	0-1	---
TCU	1-1	1-1	---	---	---	---
Tennessee State	1-0	---	1-0	---	---	---
Texas	20-9	2-0	---	18-9	---	---
Texas A&M	21-1	1-0	---	20-1	---	---
Texas A&M-Corpus Christi	1-0	1-0	---	---	---	---
Texas Southern	4-0	1-0	---	2-0	1-0	---
Texas State	5-0	3-0	---	2-0	---	---
Texas Tech	20-7	4-0	---	16-7	---	---
Toledo	0-0	---	---	---	---	---
Towson	1-0	1-0	---	---	---	---
Trinity Western	1-0	---	---	---	---	1-0
Troy	0-0	---	---	---	---	---
Tulane	18-3	17-3	---	1-0	---	---
Tulsa	15-7	11-6	---	4-1	---	---
UAB	1-0	1-0	---	---	---	---
UALR	1-0	---	---	1-0	---	---
UC Irvine	3-0	---	---	3-0	---	---
UC San Diego	1-0	---	---	---	1-0	---
UCF	15-4	15-4	---	---	---	---
UCLA	2-14	---	0-1	---	2-13	---
UConn	12-5	8-3	1-1	3-1	---	---
UIW	1-0	1-0	---	---	---	---
ULM	4-0	2-0	---	2-0	---	---
UNC Asheville	1-0	---	---	1-0	---	---
UNC Wilmington	1-0	---	1-0	---	---	---
USC	6-9	---	---	---	6-9	---
UT Arlington	2-0	1-0	---	1-0	---	---
UT Rio Grande Valley	6-0	4-0	---	2-0	---	---
Utah	1-1	1-0	---	0-1	---	---
Utah State	1-0	1-0	---	---	---	---
UTEP	1-0	1-0	---	---	---	---
UTSA	1-0	---	---	1-0	---	---
Valley City State	1-0	---	---	---	---	1-0
Vermont	1-0	1-0	---	---	---	---
Villanova	0-2	0-1	---	0-1	---	---
Virginia	2-0	2-0	---	---	---	---
Wake Forest	1-0	1-0	---	---	---	---
Warner Pacific	1-0	---	---	---	---	1-0
Washington	8-8	---	---	0-1	7-7	---
West Virginia	1-1	1-0	---	0-1	---	---

Team	Overall	Houston	Indiana	Oklahoma	Washington State	Montana Tech
Western Carolina	2-0	---	1-0	1-0	---	---
Western Illinois	2-0	---	1-0	1-0	---	---
Western Montana	12-5	---	---	---	---	12-2
Western Michigan	1-0	---	1-0	---	---	---
Western New Mexico	0-1	---	---	---	---	0-1
Whitman College of Walla Walla	0-1	---	---	---	---	0-1
Whitworth	0-2	---	---	---	---	0-1
Wichita State	10-2	10-2	---	---	---	---
Winthrop	1-0	---	---	1-0	---	---
Wisconsin	3-5	0-1	1-2	0-1	2-1	---
Wisconsin-Milwaukee	0-1	---	---	0-1	---	---
Wisconsin-Stout	0-1	---	---	---	---	---
WKU	2-0	---	---	1-0	---	---
Wyoming	1-0	1-0	---	---	---	---
Xavier	2-1	1-0	0-1	1-0	---	---
Totals	767-350	266-79	43-15	281-107	103-103	73-45

NCAA WINNINGEST COACHES (10+ years at NCAA Division I level)

Red Bold indicates coaches with **Houston** ties • **Bold** indicates active coaches • through Nov. 23, 2024

Rk.	Coach	Wins	Losses	Pct.	School (Years)
1.	Mike Krzyzewski	1,202	368	.766	Duke (1980-22); Army West Point (1975-80)
2.	Jim Boeheim	1,015	441	.697	Syracuse (1976-23)
3.	Bob Huggins	935	414	.693	West Virginia (2007-23); Kansas State (2006-07); Cincinnati (1989-05); Akron (1984-89); Walsh (1980-83)
4.	Jim Calhoun	920	397	.699	St. Joseph's (Conn.) (2018-21); UConn (1986-2012); Northeastern (1972-86)
5.	Roy Williams	903	264	.774	North Carolina (2003-22); Kansas (1988-03)
6.	Bob Knight	902	371	.709	Texas Tech (2001-08); Indiana (1972-00); Army West Point (1965-72)
7.	Dean Smith	879	254	.776	North Carolina (1961-97)
8.	Adolph Rupp	876	190	.822	Kentucky (1930-72)
9.	Cliff Ellis	831	565	.595	Coastal Carolina (2007-23); Auburn (1994-04); Clemson (1984-94); South Alabama (1975-84)
10.	Jim Phelan	830	524	.613	Mount St. Mary's (1954-2003)
11.	John Calipari	818	261	.758	Arkansas (2024 – present); Kentucky (2009-24); Memphis (2000-09); UMass (1988-96)
12.	Rollie Massimino	816	462	.638	Keiser (2006-17); Cleveland State (1996-03); UNLV (1992-94); Villanova (1973-92); Stony Brook (1969-71)
13.	Rick Barnes	812	415	.662	Tennessee (2015 – present); Texas (1998-15); Clemson (1994-98); Providence (1988-94); George Mason (1987-88)
14.	Eddie Sutton	806	326	.712	San Francisco (2007-08); Oklahoma State (1990-06); Kentucky (1985-89); Arkansas (1974-85); Creighton (1969-74)
15.	Rick Byrd	805	403	.666	Belmont (1986-21); Lincoln Memorial (1983-86); Maryville (Tenn.) (1978-80)
16.	Bill Self	800	248	.763	Kansas (2003 – present); Illinois (2000-03); Tulsa (1997-00); Oral Roberts (1993-97)
17.	Lefty Driesell	786	394	.666	Maryland (1969-86); James Madison (1988-97); Georgia State (1997-03); Davidson (1960-69)
18.	Lute Olson	781	279	.737	Arizona (1983-07); Iowa (1974-83); Long Beach State (1973-74)
19.	Lou Henson	779	412	.654	New Mexico State (1997-2005); Illinois (1975-96); New Mexico State (1966-75); Hardin-Simmons (1962-66)
20.	Kelvin Sampson	767	350	.687	Houston (2014 – present); Indiana (2006-08); Oklahoma (1994-06); Washington State (1987-94); Montana Tech (1981-85)
21.	Bo Ryan	762	241	.760	Wisconsin (2001-16); Milwaukee (1999-01); Wisconsin-Platteville (1984-99)
22.	Dana Altman	760	395	.658	Oregon (2010 – present); Creighton (1994-10); Kansas State (1990-94); Marshall (1989-90)
23.	Ed Diddle	759	302	.715	Western Kentucky (1922-64)
24.	Henry Iba	755	340	.689	Oklahoma State (1934-70); Colorado (1933-34); Northwest Missouri State (1929-33)
25.	John Beilein	754	425	.640	Michigan (2007-19); West Virginia (2002-07); Richmond (1997-02); Canisius (1992-97); Le Moyne (1983-92); Nazareth (1982-83)
26.	Phog Allen	746	264	.739	Kansas (1907-09, 1919-56); Central Missouri (1912-19); Haskell (1908-09); Baker (1905-08)
27.	Jim Larranaga	743	502	.597	Miami (Fla.) (2011 – present); George Mason (1997-11); Bowling Green (1986-97); American International (1977-79)
28.	John Chaney	741	312	.704	Temple (1982-06)
29.	Rick Pitino	736	304	.708	St. John's (2023 – present); Iona (2020-23) Louisville (2001-17); Kentucky (1989-97); Providence (1985-87); Boston University (1978-83); Hawai'i (1975-76)
t30.	Jerry Tarkanian	729	201	.784	Fresno State (1995-02); UNLV (1973-92); Long Beach State (1968-73)
t30.	Norm Stewart	729	373	.662	Missouri (1967-99); Northern Iowa (1961-67)
32.	Ray Meyer	724	354	.672	DePaul (1942-84)
33.	Jerry Slocum	723	556	.565	Youngtown State (2005-17); Gannon (1996-05); Geneva (1987-96); Nyack (1975-87)
34.	Mark Few	720	143	.834	Gonzaga (2000 – present)
35.	Don Haskins	719	353	.671	UTEP (1961-99)
36.	Tom Izzo	711	296	.706	Michigan State (1996 – present)
37.	Larry Hunter	702	453	.608	Western Carolina (2005-18); Ohio (1989-2001); Wittenberg (1976-89)
38.	Greg Kampe	700	541	.564	Oakland (1984 – present)
39.	Steve Alford	688	358	.658	Nevada (2019 – present); UCLA (2014-19); New Mexico (2008-13); Iowa (2000-07); Missouri State (1996-99); Manchester (1992-95)
40.	Mike Montgomery	677	317	.681	California (2008-14); Stanford (1986-04); Montana (1978-86)
41.	Denny Crum	675	295	.696	Louisville (1971-01)
42.	Lon Kruger	674	432	.609	Oklahoma (2011-21); UNLV (2004-11); Illinois (1996-00); Florida (1990-96); Kansas State (1986-90); UTRGV (1982-86)
43.	Gary Williams	668	380	.637	Maryland (1989-11); Ohio State (1986-89); Boston College (1982-86); American (1978-82)
44.	Bruce Pearl	666	264	.716	Auburn (2015 – present); Tennessee (2006-11); Milwaukee (2002-05); Southern Indiana (1993-01)
45.	John Wooden	664	162	.804	UCLA (1948-75); Indiana State (1946-48)
46.	Ralph Miller	657	382	.632	Oregon State (1970-89); Iowa (1964-70); Wichita State (1951-64)
47.	Tom Penders	649	437	.598	Houston (2004-10); George Washington (1998-2001); Texas (1988-98); Rhode Island (1986-88); Fordham (1978-86); Columbia (1974-78); Tufts (1971-74)
48.	Gene Bartow	647	353	.647	UAB (1978-96); UCLA (1975-77); Illinois (1974-75); Memphis (1970-74); Valparaiso (1964-70); Central Missouri (1961-64)
49.	Tubby Smith	642	370	.634	High Point (2018-22); Memphis (2016-18); Texas Tech (2013-16); Minnesota (2007-13); Kentucky (1997-2007); Georgia (1995-97); Tulsa (1991-95)
t50.	Jay Wright	641	281	.695	Villanova (2002-22); Hofstra (1995-01)
t50.	Billy Tubbs	641	340	.653	Lamar (2003-06); TCU (1994-02); Oklahoma (1980-94); Lamar (1976-80); Southwestern (Texas) (1971-73)
t52.	Homer Drew	640	427	.600	Valparaiso (1988-11); Indiana-South Bend (1987-88); Bethel (Ind.) (1976-87);
53.	Marv Harshman	637	444	.589	Washington State (1958-71); Washington (1971-85); Pacific Lutheran (1945-58)
54.	Bob McKillop	634	383	.623	Davidson (1990-22)
55.	Hugh Durham	633	429	.596	Jacksonville (1997-05); Georgia (1978-95); Florida State (1966-78)
56.	Leonard Hamilton	627	491	.561	Florida State (2002 – present); Miami (Fla.) (1990-00); Oklahoma State (1986-90)
57.	Norm Sloan	624	393	.614	NC State (1966-80); Florida (1960-89); The Citadel (1956-60); Presbyterian (1951-55)
58.	Stew Morrill	620	294	.678	Utah State (1998-15); Colorado State (1991-98); Montana (1986-91)
59.	Fran Dunphy	616	363	.629	La Salle (2022 – present); Temple (2006-19); Penn (1989-06)
t60.	Bob Hoffman	615	376	.621	Central Oklahoma (2019 – present); Mercer (2008-19); UT Rio Grande Valley (1999-04); Oklahoma Baptist (1990-99)
t60.	Ben Braun	615	517	.543	Rice (2008-14); California (1996-08); Eastern Michigan (1985-96); Siena Heights (1977-85)
62.	Greg McDermott	609	356	.631	Creighton (2010 – present); Iowa State (2006-10); Northern Iowa (2001-06); North Dakota State (2000-01); Wayne State (Neb.) (1994-00)
63.	Slats Gill	599	393	.604	Oregon State (1928-64)
64.	Tom Davis	598	355	.627	Drake (2003-07); Iowa (1986-99); Stanford (1982-86); Boston College (1977-82); Lafayette (1971-77)
65.	Abe Lemons	597	344	.634	Texas (1976-82); UTRGV (1973-76); Oklahoma City (1955-73)
66.	John Thompson	596	239	.714	Georgetown (1972-99)
67.	Guy V. Lewis	592	279	.680	Houston (1956-86)
t68.	Danny Kaspar	584	302	.659	Texas State (2014-20); Stephen F. Austin (2001-13); UIW (1992-00)
t68.	Tony Shaver	584	389	.600	William & Mary (2004-19); Hampden-Sydney (1987-03)
t70.	Mike Brey	582	332	.637	Notre Dame (2001-23); Delaware (1995-00)



2018-19
American Athletic
Conference
Regular Season




2020-21
American Athletic
Conference
Tournament



2021
NCAA Tournament
Final Four
Midwest Regional
Championship



2021-22
American Athletic
Conference
Regular Season



2021-22
American Athletic
Conference
Tournament



2022-23
American Athletic
Conference
Regular Season



2023-24
Big 12 Regular Season

COACHES who LED THREE SCHOOLS to NCAA FINAL FOUR (2)

Coach	1st School	2nd School	3rd School
Rick Pitino	Providence	Kentucky	Louisville
John Calipari	UMass	Memphis	Kentucky

COACHES who LED TWO SCHOOLS to NCAA FINAL FOUR (15)

Coach	1st School	2nd School
Kelvin Sampson	Oklahoma	Houston
Forddy Anderson	Michigan State	Michigan State
Gene Bartow	Memphis	UCLA
Larry Brown	UCLA	Kansas
Hugh Durham	Florida State	Georgia
Jack Gardner	Kansas State	Utah
Lou Henson	New Mexico State	Illinois
Bob Huggins	Cincinnati	West Virginia
Lon Kruger	Florida	Oklahoma
Jim Larranaga	George Mason	Miami (Fla.)
Frank McGuire	St. John's	North Carolina
Lute Olson	Iowa	Arizona
Lee Rose	Charlotte	Purdue
Eddie Sutton	Arkansas	Oklahoma State
Roy Williams	Kansas	North Carolina

COACHES who LED FIVE SCHOOLS to NCAA TOURNAMENT WINS (1)

Coach	1st School	2nd School	3rd School	4th School	5th School
Lon Kruger	Kansas State	Florida	Illinois	UNLV	Oklahoma

COACHES who LED FOUR SCHOOLS to NCAA TOURNAMENT WINS (3)

Coach	1st School	2nd School	3rd School	4th School
Steve Alford	Missouri State	Iowa	New Mexico	UCLA
Eddie Sutton	Creighton	Arkansas	Kentucky	Oklahoma State
Tubby Smith	Tulsa	Georgia	Kentucky	Minnesota

COACHES who LED THREE SCHOOLS to NCAA TOURNAMENT WINS (7)

Coach	1st School	2nd School	3rd School
Kelvin Sampson	Oklahoma	Indiana	Houston
Rick Barnes	Clemson	Texas	Tennessee
John Beilein	Richmond	West Virginia	Michigan
Lefty Driesell	Davidson	Maryland	Georgia State
Jim Harrick	Pepperdine	UCLA	Rhode Island
Rick Pitino	Providence	Kentucky	Louisville
Bill Self	Tulsa	Illinois	Kansas



YEARS BETWEEN FINAL FOUR APPEARANCES

Italics indicate first two Final Fours of respective head coach's career

Rk.	Yrs.	Coach	Year – School	Years – School
1.	36	Ray Meyer	1943 – DePaul	1979 – DePaul
2.	22	Lon Kruger	1994 – Florida	2016 – Oklahoma
t3.	19	Kelvin Sampson	2002 – Oklahoma	2021 – Houston
		Lou Henson	1980 – New Mexico State	1989 – Illinois
5.	18	Bob Huggins	1992 – Cincinnati	2010 – West Virginia
t6.	17	Jim Larranaga	2006 – George Mason	2023 – Miami (Fla.)
		Eddie Sutton	1978 – Arkansas	1995 – Oklahoma State
t8.	14	Guy V. Lewis	1968 – Houston	1982 – Houston
		Slats Gill	1949 – Oregon State	1963 – Oregon State
10.	13	Branch McCracken	1940 – Indiana	1953 – Indiana
t11.	12	John Calipari	1996 – UMass	2008 – Memphis
		Phog Allen	1940 – Kansas	1952 – Kansas
13.	11	Hugh Durham	1972 – Florida State	1983 – Georgia
t14.	10	Jim Boeheim	2003 – Syracuse	2013 – Syracuse
		Jerry Tarkanian	1977 – UNLV	1987 – UNLV
		Jack Gardner	1951 – Kansas State	1961 – Utah
t17.	9	Eddie Sutton	1995 – Oklahoma State	2004 – Oklahoma State
		Roy Williams	1993 – Kansas	2002 – Kansas
		Jim Boeheim	1980 – Syracuse	1996 – Syracuse
		Dean Smith	1982 – North Carolina	1991 – North Carolina
t21.	8	Rick Pitino	1997 – Kentucky	2005 – Louisville
		Lute Olson	1980 – Iowa	1988 – Arizona
		Adolph Rupp	1958 – Kentucky	1966 – Kentucky
		Bruce Drake	1938 – Oklahoma	1947 – Oklahoma

COACHES who LED FIVE SCHOOLS to NCAA TOURNAMENT (3)

Coach	1st School	2nd School	3rd School	4th School	5th School
Lon Kruger	Kansas State	Florida	Illinois	UNLV	Oklahoma
Rick Pitino	Boston Univ.	Providence	Kentucky	Louisville	Iona
Tubby Smith	Tulsa	Georgia	Kentucky	Minnesota	Texas Tech

COACHES who LED FOUR SCHOOLS to NCAA TOURNAMENT (12)

Coach	1st School	2nd School	3rd School	4th School
Kelvin Sampson	Washington State	Oklahoma	Indiana	Houston
Steve Alford	Missouri State	Iowa	New Mexico	UCLA
Rick Barnes	Providence	Clemson	Texas	Tennessee
John Beilein	Canisius	Richmond	West Virginia	Michigan
Lefty Driesell	Davidson	Maryland	James Madison	Georgia State
Cliff Ellis	South Alabama	Clemson	Auburn	Coastal Carolina
Larry Eustachy	Utah State	Iowa State	Southern Miss	Colorado State
Jim Harrick	Pepperdine	UCLA	Rhode Island	Georgia
Ben Howland	Northern Arizona	Pittsburgh	UCLA	Mississippi State
Fran McCaffery	Lehigh	UNC Greensboro	Siena	Iowa
Tom Penders	Rhode Island	Texas	George Washington	Houston
Eddie Sutton	Creighton	Arkansas	Kentucky	Oklahoma State

MOST VICTORIES
among ACTIVE NCAA DIVISION I COACHES
through Nov. 23, 2024

Rk.	Wins	Coach	School(s)	Years
1.	818	John Calipari	Arkansas,UMass,Memphis,Kentucky	1989 –
2.	812	Rick Barnes	George Mason, Providence, Clemson, Texas, Tennessee	1988 –
3.	800	Bill Self	Tulsa, Illinois, Kansas	1999 –
4.	767	Kelvin Sampson	Montana Tech, Washington State, Oklahoma, Indiana, Houston	1982 –
5.	760	Dana Altman	Marshall, Kansas State, Creighton, Oregon	1990 –
6.	743	Jim Larranaga	American International, Bowling Green, George Mason, Miami (Fla.)	1978 –
7.	736	Rick Pitino	Hawai'i, Boston, Providence Kentucky, Louisville, Iona, St. John's	1975 –
8.	720	Mark Few	Gonzaga	2000 –
9.	711	Tom Izzo	Michigan State	1996 –
10.	700	Greg Kampe	Oakland	1985 –
11.	688	Steve Alford	Manchester, Missouri State, Iowa New Mexico, UCLA, Nevada	1992 –
12.	666	Bruce Pearl	Southern Indiana, Milwaukee, Tennessee, Auburn	1993 –
13.	627	Leonard Hamilton	Oklahoma State, Miami (Fla.), Florida State	1987 –
14.	615	Fran Dunphy	Penn, Temple, La Salle	1990 –
15.	609	Greg McDermott	Wayne State (Neb.), UNI, Iowa State, Creighton	1994 –
16.	579	Scott Nagy	South Dakota State, Wright State Southern Illinois	1995 –
17.	554	Herb Sendek	Miami (Ohio), NC State Arizona State, Santa Clara	1993 –
18.	537	Randy Bennett	Saint Mary's (Calif.)	2001 –
19.	535	Fran McCaffery	Lehigh, UNC Greensboro, Siena, Iowa	1985 –
20.	518	Ron Hunter	IUPUI, Georgia State, Tulane	1994 –

MOST NCAA DIVISION I 20-WIN SEASONS
among ACTIVE COACHES
through Nov. 23, 2024

Rk.	No.	Coach	School(s)	Years
1.	28	John Calipari	Arkansas,UMass,Memphis,Kentucky	1989 –
2.	27	Bill Self	Tulsa, Illinois, Kansas	1999 –
3.	26	Dana Altman	Marshall, Kansas State, Creighton, Oregon	1990 –
4.	25	Mark Few	Gonzaga	2000 –
t5.	24	Kelvin Sampson	Montana Tech, Washington State, Oklahoma, Indiana, Houston	1982 –
t5.	24	Rick Barnes	George Mason, Providence, Clemson, Texas, Tennessee	1988 –
t5.	24	Rick Pitino	Hawai'i, Boston, Providence Kentucky, Louisville, Iona, St. John's	1975 –
8.	23	Tom Izzo	Michigan State	1996 –
9.	18	Fran Dunphy	Penn, Temple, La Salle	1990 –



MOST GAMES
among ACTIVE NCAA DIVISION I COACHES
through Nov. 23, 2024

Rk.	No.	Coach	School(s)	Years
1.	1,245	Jim Larranaga	American International, Bowling Green, George Mason, Miami (Fla.)	1978 –
2.	1,241	Greg Kampe	Oakland	1985 –
3.	1,227	Rick Barnes	George Mason, Providence, Clemson, Tennessee	1988 –
4.	1,155	Dana Altman	Marshall, Kansas State, Creighton, Oregon	1990 –
5.	1,118	Leonard Hamilton	Oklahoma State, Miami (Fla.), Florida State	1987 –
t6.	1,117	Kelvin Sampson	Montana Tech, Washington State, Oklahoma, Indiana, Houston	1982 –
7.	1,079	John Calapari	Arkansas,UMass,Memphis,Kentucky	1989 –
8.	1,067	Bill Self	Tulsa, Illinois, Kansas	1999 –
9.	1,046	Steve Alford	Manchester, Missouri State, Iowa New Mexico, UCLA, Nevada	1992 –
10.	1,040	Rick Pitino	Iona, Louisville, Kentucky, Providence, Boston, Hawai'i	1975 –
11.	1,007	Tom Izzo	Michigan State	1996 –
**	979	Fran Dunphy	Penn, Temple, La Salle	1990 –

MOST YEARS
among ACTIVE NCAA DIVISION I COACHES
includes 2024-25 season

Rk.	Years	Coach	School(s)	Years
t1.	41	Jim Larranaga	American International, Bowling Green, George Mason, Miami (Fla.)	1978 –
t1.	41	Greg Kampe	Oakland	1985 –
3.	38	Rick Barnes	George Mason, Providence, Clemson, Texas, Tennessee	1988 –
t4.	37	Rick Pitino	Hawai'i, Boston, Providence, Kentucky, Louisville, Iona	1975 –
t4.	37	Leonard Hamilton	Oklahoma State, Miami (Fla.), Florida State	1987 –
t6.	36	Kelvin Sampson	Montana Tech, Washington State, Oklahoma, Indiana, Houston	1982 –
t6.	36	Dana Altman	Marshall, Kansas State, Creighton, Oregon	1990 –
t8.	34	Steve Alford	Manchester, Missouri State, Iowa New Mexico, UCLA, Nevada	1992 –
t9.	33	John Calipari	Arkansas,UMass,Memphis,Kentucky	1989 –
t9.	32	Fran Dunphy	Penn, Temple, La Salle	1990 –

MOST NCAA DIVISION I 30-WIN SEASONS
among ACTIVE COACHES
through Nov. 23, 2024

Rk.	No.	Coach	School(s)	Years
1.	11	Bill Self	Oral Roberts, Tulsa, Illinois, Kansas	1994 –
2.	10	John Calipari	Arkansas,UMass,Memphis,Kentucky	1989 –
3.	7	Mark Few	Gonzaga	2000 –
t4.	5	Kelvin Sampson	Montana Tech, Washington State Oklahoma, Indiana, Houston	1982 –
t4.	5	Tom Izzo	Michigan State	1996 –
t4.	5	Sean Miller	Xavier, Arizona, Xavier	2005 –
t4.	5	Rick Pitino	Hawai'i, Boston, Providence, Kentucky Louisville, Iona, St. John's	1976 –
8.	4	Tony Bennett	Washington State, Virginia	2006 –
9.	3	Rick Barnes	George Mason, Providence, Clemson, Texas, Tennessee	1988 –
t10.	2	Steve Alford	Manchester Missouri State, Iowa, New Mexico, UCLA, Nevada	1992 –
t10.	2	Dana Altman	Marshall, Kansas State, Creighton, Oregon,	1990 –
t10.	2	Chris Beard	McMurry, Angelo State, Texas Tech, Texas, Mississippi	2013 –
t10.	2	Jamie Dixon	Pittsburgh, TCU	2004 –
t10.	2	Ben Jacobson	UNI	2006 –
t10.	2	Bruce Pearl	Southern Indiana, Milwaukee, Tennessee, Auburn	1993 –



#23 TERRANCE ARCEAUX

Guard

6-6 • 205 • r-Sophomore-2L (RS '23-24)

Beaumont, Texas (Beaumont United HS)

Integrated Studies

📷 [tarceneaux23](#) ✂️ [Tarceneaux21](#)

State inside Fertitta Center... Finished with seven points and one rebound against the Tigers (11/4)... Led all players with 14 points and grabbed five rebounds with a pair of assists in home win over Louisiana (11/13)... Posted 12 points on 5-of-7 shooting and added three rebounds with a game-high four steals in home win over Hofstra (11/22).

CAREER HIGHS

Points

15, at rv/rv Oregon (11/20/22)

Field Goals Made

6, at rv/rv Oregon (11/20/22)

Field Goal Attempts

14, vs. Louisiana (11/13/24)

3-Point Field Goals Made

3, at rv/rv Oregon (11/20/22)

3, vs. Oral Roberts (11/14/22)

3-Point Field Goal Attempts

8, vs. Louisiana (11/13/24)

Free Throws Made

4, vs. Louisiana (11/13/24)

Free Throw Attempts

6, vs. Montana (11/24/23)

6, vs. Oral Roberts (11/14/22)

Rebounds

10, vs. Jackson State (12/9/23)

Offensive Rebounds

6, vs. Jackson State (12/9/23)

Defensive Rebounds

6, vs. Montana (11/24/23)

Assists

3, vs. North Carolina A&T (12/13/22)

Steals

4, vs. Hofstra (11/22/24)

Blocked Shots

1, done eight times; Most recently vs. Rice (12/6/23)

Minutes Played

35:22, vs. Memphis (3/12/23)

REDSHIRT SOPHOMORE (2024-25)

Scored 10 points on 4-of-6 shooting and grabbed three rebounds with two assists and two steals in charity exhibition win over #13/15 Texas A&M (10/27)... Made his season debut in season-opening win vs. Jackson

2024-25 GAME-by-GAME STATISTICS (3-1 • 0-0 Big 12)

Date	Opponent	GS	Min	FG-A	3FG-FGA	FT-FTA	OR-DR	Tot	PF	A	TO	Blk	Stl	Pts
11/4/24	JACKSON STATE		16:48	3-7	1-1	0-0	0-1	1	1	0	1	0	0	7
11/9/24	vs. #11/11 Auburn		11:33	1-2	1-1	2-4	1-1	2	0	0	0	0	0	5
11/13/24	LOUISIANA		24:06	4-14	2-8	4-4	2-3	5	2	2	1	0	1	14
11/22/24	rv/- HOFSTRA		23:28	5-7	0-0	2-2	1-2	3	1	1	1	0	0	4
11/26/24	vs. Alabama		---	---	---	---	---	---	---	---	---	---	---	---
11/27/24	vs. Notre Dame		---	---	---	---	---	---	---	---	---	---	---	---
11/30/24	vs. TBA		---	---	---	---	---	---	---	---	---	---	---	---
12/7/24	BUTLER		---	---	---	---	---	---	---	---	---	---	---	---
12/10/24	RICE		---	---	---	---	---	---	---	---	---	---	---	---
12/18/24	TOLEDO		---	---	---	---	---	---	---	---	---	---	---	---
12/21/24	TEXAS A&M-CORPUS CHRISTI		---	---	---	---	---	---	---	---	---	---	---	---
12/30/24	* at Oklahoma State		---	---	---	---	---	---	---	---	---	---	---	---
1/4/25	* BYU		---	---	---	---	---	---	---	---	---	---	---	---
1/6/25	* TCU		---	---	---	---	---	---	---	---	---	---	---	---
1/11/25	* at Kansas State		---	---	---	---	---	---	---	---	---	---	---	---
1/15/25	* WEST VIRGINIA		---	---	---	---	---	---	---	---	---	---	---	---
1/18/25	* at UCF		---	---	---	---	---	---	---	---	---	---	---	---
1/21/25	* UTAH		---	---	---	---	---	---	---	---	---	---	---	---
1/25/25	* at Kansas		---	---	---	---	---	---	---	---	---	---	---	---
1/29/25	* at West Virginia		---	---	---	---	---	---	---	---	---	---	---	---
2/1/25	* TEXAS TECH		---	---	---	---	---	---	---	---	---	---	---	---
2/4/25	* OKLAHOMA STATE		---	---	---	---	---	---	---	---	---	---	---	---
2/8/25	* at Colorado		---	---	---	---	---	---	---	---	---	---	---	---
2/10/25	* BAYLOR		---	---	---	---	---	---	---	---	---	---	---	---
2/15/25	* at Arizona		---	---	---	---	---	---	---	---	---	---	---	---
2/18/25	* at Arizona State		---	---	---	---	---	---	---	---	---	---	---	---
2/22/25	* IOWA STATE		---	---	---	---	---	---	---	---	---	---	---	---
2/24/25	* at Texas Tech		---	---	---	---	---	---	---	---	---	---	---	---
3/1/25	* CINCINNATI		---	---	---	---	---	---	---	---	---	---	---	---
3/13/25	* KANSAS		---	---	---	---	---	---	---	---	---	---	---	---
3/8/25	* at Baylor		---	---	---	---	---	---	---	---	---	---	---	---
TBA	TBA		---	---	---	---	---	---	---	---	---	---	---	---

CAREER STATISTICS

Year	W-L	GP-GS	MP	FG-FGA	Pct	3P-A	Pct	FT-FTA	Pct	Off-Def	Reb - Avg	PF-DQ	Ast	TO	Blk	Stl	Pts - Avg
2022-23	30-4	34-1	471	49-133	.368	17-68	.250	10-19	.526	30-54	84 - 2.5	36-0	19	19	5	22	125 - 3.7
2023-24	11-0	10-0	196	22-57	.386	6-21	.286	10-19	.526	23-27	50 - 5.0	13-0	8	4	5	10	60 - 6.0
2024-25	3-1	4-0	76	13-30	.433	4-10	.400	8-10	.800	40-7	11 - 2.8	4-0	3	2	0	5	38 - 9.5
Totals	44-5	49-1	749	84-220	.382	27-99	.273	28-48	.583	57-88	145 - 3.0	53-0	30	25	11	37	223 - 4.6

ARCENEUX's 2023-24 GAME-BY-GAME (11-0 • 0-0 Big 12)

Opponent	Date	GS	Min	FG-A	3FG-A	FT-A	Off-Def	Tot	PF	A	TO	Blk	Stl	Pts
ULM	11/6/23		19:25	2-6	0-3	1-2	1-3	4	1	1	0	0	3	5
TEXAS A&M-CORPUS CHRISTI	11/11/23		18:32	2-5	0-2	1-2	3-5	8	0	0	0	1	1	5
STETSON	11/13/23		21:35	3-5	1-2	3-3	1-1	2	0	1	0	1	3	10
vs. Towson	11/16/23		17:05	2-5	1-2	2-4	0-1	1	1	0	0	0	0	7
vs. Utah	11/17/23		26:13	3-6	1-3	1-2	2-2	4	2	2	0	1	0	8
vs. Dayton	11/19/23		15:12	2-4	1-1	0-0	3-0	3	1	1	0	0	0	5
MONTANA	11/24/23		19:10	1-8	0-2	2-6	3-6	9	1	1	0	0	1	4
at Xavier	12/1/23		13:21	1-3	0-0	0-0	0-0	0	3	0	0	1	1	2
RICE	12/6/23		23:14	3-9	0-2	0-0	4-5	9	2	1	1	1	0	6
JACKSON STATE	12/9/23		22:00	3-6	2-4	0-0	6-4	10	2	1	3	0	1	8
vs. rv/rv Texas A&M	12/16/23		5:36	0-0	0-0	0-0	0-0	0	0	0	0	1	0	0

Sat out for the remainder of the season with a foot injury

ARCENEUX's 2022-23 GAME-BY-GAME (30-4 • 15-1 American)

Opponent	Date	GS	Min	FG-A	3FG-A	FT-A	Off-Def	Tot	PF	A	TO	Blk	Stl	Pts
HOFSTRA	11/9/21	DNP – Coach's Decision												
NORTHERN COLORADO	11/7/22		16:56	3-5	1-3	0-0	2-2	4	0	0	1	0	2	7
vs. Saint Joseph's	11/11/22		10:40	1-5	0-3	1-2	0-3	3	2	0	0	0	0	3
ORAL ROBERTS	11/14/22		22:14	4-7	3-6	3-6	1-4	5	0	0	0	1	1	14
TEXAS SOUTHERN	11/16/22		15:18	2-5	1-4	1-1	3-2	5	0	0	0	0	1	6
at rv/rv Oregon	11/20/22		19:10	6-11	3-5	0-1	3-2	5	1	1	0	0	3	15
KENT STATE	11/26/22		17:46	0-2	0-1	0-0	0-6	6	1	1	0	0	0	0
NORFOLK STATE	11/29/22		23:43	3-8	1-4	0-0	0-3	3	2	0	1	1	0	7
vs. –/rv Saint Mary's (Calif.)	12/3/22		12:58	1-2	0-0	0-0	1-3	4	1	0	1	0	0	2
NORTH FLORIDA	12/6/22		22:10	1-6	0-2	0-0	1-5	6	0	1	1	0	1	2
#8/10 ALABAMA	12/10/22		8:11	0-1	0-1	0-0	0-1	1	0	0	1	0	0	0
NORTH CAROLINA A&T	12/13/22		17:52	1-6	1-6	0-0	1-1	2	4	3	4	0	2	3
at #2/2 Virginia	12/17/22	DNP – Coach's Decision												
MCNEESE	12/21/22		17:08	3-6	1-3	0-0	1-3	4	1	2	1	0	0	7
* at Tulsa	12/28/22		12:59	4-5	1-2	0-0	0-3	3	0	1	0	0	2	9
* UCF	12/31/22	DNP – Coach's Decision												
* SMU	1/5/23		19:01	4-9	1-3	1-2	3-2	5	1	0	1	1	0	10
* at Cincinnati	1/8/23		13:51	2-2	0-0	0-0	1-0	1	0	1	0	1	1	4
* SOUTH FLORIDA	1/11/23		16:57	0-4	0-2	0-0	3-0	3	2	1	0	0	2	0
* at Tulane	1/17/23		3:44	0-1	0-0	0-0	0-0	0	0	1	0	0	0	0
* TEMPLE	1/22/23		3:27	0-1	0-0	0-0	0-0	0	1	0	0	0	0	0
* at UCF	1/25/23		11:49	1-3	0-1	0-0	0-0	0	0	0	1	0	0	2
* CINCINNATI	1/28/23		11:10	1-2	0-1	0-0	0-2	2	0	0	0	1	2	2
* at Wichita State	2/2/23		11:21	1-3	1-3	0-0	0-0	0	1	0	0	0	0	3
* at Temple	2/5/23		2:09	0-0	0-0	0-0	0-0	0	0	0	1	0	0	0
* TULSA	2/8/23		16:14	2-5	1-3	0-0	1-1	2	2	2	1	0	0	5
* at SMU	2/16/23	DNP – Injury												
* MEMPHIS	2/19/23		8:55	1-3	0-2	0-0	0-1	1	0	0	0	0	2	2
* TULANE	2/22/23		11:51	0-2	0-2	0-0	0-2	2	1	2	0	0	0	0
* at East Carolina	2/25/23		11:09	0-1	0-1	0-0	0-2	2	3	0	0	0	0	0
* WICHITA STATE	3/2/23		14:43	1-3	0-0	0-0	2-1	3	1	2	0	0	2	2
* at Memphis	3/5/23		1:44	1-1	0-0	0-1	0-0	0	2	0	1	0	0	2
vs. (9) East Carolina	3/10/23		14:17	1-5	1-2	0-0	0-1	1	1	0	1	0	0	3
vs. (4) Cincinnati	3/11/23		27:41	1-5	0-2	2-3	2-1	3	2	0	1	0	0	4
vs. (2) Memphis	3/12/23	*	35:22	3-10	1-4	2-3	3-0	3	3	1	2	0	0	9
vs. (16) Northern Kentucky	3/16/23		11:38	1-4	0-2	0-0	1-3	4	2	0	0	0	1	2
vs. (9) Auburn	3/18/23		4:45	0-0	0-0	0-0	1-0	1	1	0	0	0	0	0
vs. #16/15 (5) Miami (Fla.)	3/24/23		2:36	0-0	0-0	0-0	0-0	0	1	0	0	0	0	0



#4 L.J. CRYER

Guard

6-1 • 200 • Graduate-1L

Katy, Texas (Morton Ranch HS)

'24 UH graduate in Integrated Studies

Post-baccalaureate work in Health

[i](#) [X](#) [ljcryer](#)

CAREER HIGHS

Points

26, vs. rv/– Texas (2/17/24)
30, vs. rv/#22 Creighton (3/19/23)

Field Goals Made

9, done six times; Most recently
at UCF (3/6/24)
13, vs. rv/#22 Creighton (3/19/23)

Field Goal Attempts

20, at #8/9 Kansas (2/3/24)
22, vs. rv/#22 Creighton (3/19/23)

3-Point Field Goals Made

6, vs. #25/23 (4) Texas Tech (3/15/24)
6, vs. rv/– Texas (2/17/24)
6, at #8/9 Kansas (2/3/24)
8, vs. West Virginia (2/13/23)

3-Point Field Goal Attempts

12, at #8/9 Kansas (2/3/24)
12, at Xavier (12/1/23)
12, vs. Montana (11/24/23)
12, vs. Norfolk State (11/11/22)

Free Throws Made

6, at #11/11 Baylor (2/24/24)
6, vs. Jackson State (12/9/23)
6, vs. #17/17 TCU (1/4/23)

Free Throw Attempts

7, vs. Jackson State (12/9/23)
7, at Texas Tech (1/17/23)

Rebounds

5, at rv/rv TCU (1/13/24)
5, at #10/10 Texas (1/30/23)
5, vs. Northwestern State (12/20/22)

Offensive Rebounds

3, at #21/19 BYU (1/23/24)
2, at Oklahoma State (2/27/23)
2, at #14/16 Kansas State (2/21/23)

Defensive Rebounds

4, done four times; Most recently
at rv/rv TCU (1/13/24)
5, vs. Northwestern State (12/20/22)

Assists

4, done five times; Most recently
vs. (9) Texas A&M (3/24/24)
6, at #14/16 Kansas State (2/21/23)
6, vs. Central Arkansas (11/17/21)

Steals

4, vs. UCF (1/20/24)
4, vs. Norfolk State (11/11/22)

Blocked Shots

1, at rv/rv TCU (1/13/24)
1, vs. #14/15 Kansas (3/9/24)
1, vs. McNeese (11/23/22)
1, vs. Kansas State (1/25/22)

Minutes Played

42:44, at #11/11 Baylor (2/24/24)
40, at Oklahoma State (1/27/23)

Accomplished at Baylor

PRESEASON HONORS

- 2024-25 Blue Ribbon Yearbook Preseason All-America Fourth Team
- 2024-25 Jersey Mike's Naismith Trophy Player of the Year Watch List
- 2024-25 NABC Player of the Year Watch List
- 2024-25 Preseason All-Big 12 First Team

GRADUATE (2024-25)

Led Houston with 18 points, thanks to six 3-pointers and added three assists with a steal in charity exhibition win vs. #13/15 Texas A&M (10/27)... Led all players with 16 points, thanks to 4-of-6 3-point shooting, and dished out three assists in season-opening win vs. Jackson State inside Fertitta Center (11/4)... Tied for team lead with 13 points and added two assists and a steal against #11/11 Auburn in Mattress Firm Battleground 2k24 inside Toyota Center (11/9).

2024-25 GAME-by-GAME STATISTICS (3-1 • 0-0 Big 12)

Date	Opponent	GS	Min	FG-A	3FG-FGA	FT-FTA	OR-DR	Tot	PF	A	TO	Blk	Stl	Pts
11/4/24	JACKSON STATE	*	18:50	4-8	4-6	4-4	0-1	1	0	3	0	0	0	16
11/9/24	vs. #11/11 Auburn	*	27:37	5-14	1-4	2-3	0-0	0	4	2	1	0	1	13
11/13/24	LOUISIANA	*	16:19	3-6	2-3	0-0	0-2	2	0	1	2	0	1	8
11/22/24	rv/– HOFSTRA	*	26:55	3-10	2-8	0-0	0-3	3	1	3	0	0	3	8
11/26/24	vs. Alabama													
11/27/24	vs. Notre Dame													
11/30/24	vs. TBA													
12/7/24	BUTLER													
12/10/24	RICE													
12/18/24	TOLEDO													
12/21/24	TEXAS A&M-CORPUS CHRISTI													
12/30/24	* at Oklahoma State													
1/4/25	* BYU													
1/6/25	* TCU													
1/11/25	* at Kansas State													
1/15/25	* WEST VIRGINIA													
1/18/25	* at UCF													
1/21/25	* UTAH													
1/25/25	* at Kansas													
1/29/25	* at West Virginia													
2/1/25	* TEXAS TECH													
2/4/25	* OKLAHOMA STATE													
2/8/25	* at Colorado													
2/10/25	* BAYLOR													
2/15/25	* at Arizona													
2/18/25	* at Arizona State													
2/22/25	* IOWA STATE													
2/24/25	* at Texas Tech													
3/1/25	* CINCINNATI													
3/13/25	* KANSAS													
3/8/25	* at Baylor													
TBA	TBA													

CAREER STATISTICS

Year	W-L	GP-GS	MP	FG-FGA	Pct	3P-A	Pct	FT-FTA	Pct	Off-Def	Reb – Avg	PF-DQ	Ast	TO	Blk	Stl	Pts – Avg
2020-21 (at BU)	19-1	20-0	197	21-55	.382	16-44	.364	9-14	.643	3-8	11-0.6	7-0	15	9	0	10	67-3.4
2021-22 (at BU)	16-3	19-3	491	88-185	.476	52-111	.468	28-36	.778	2-27	29-1.5	25-0	32	33	1	15	256-13.5
2022-23 (at BU)	21-10	31-31	1,000	163-360	.453	80-193	.415	59-66	.894	7-57	64-2.1	44-0	63	48	1	15	465-15.0
2023-24	32-5	37-37	1,187	200-487	.411	112-289	.388	61-70	.871	24-64	88-2.4	63-2	70	35	4	39	573-15.5
2024-25	3-1	4-4	90	15-38	.395	9-21	.429	6-7	.857	0-6	6-1.5	5-0	9	3	0	5	45-11.3
UH Totals	35-6	41-41	1,277	215-525	.410	121-310	.390	67-77	.870	24-70	94-2.3	68-2	79	38	4	44	618-15.1
BU Totals	56-14	70-34	1,688	272-600	.453	148-348	.425	96-116	.828	12-92	104-1.5	76-0	110	90	2	30	788-11.3
Totals	91-20	111-75	2,967	487-1,125	.433	269-658	.409	163-193	.845	36-162	198-1.8	144-2	189	129	6	84	1,406-12.7



#5 Ja'VIER FRANCIS

Center

6-8 • 235 • Senior-3L

New Orleans, La. (Montverde Academy [Fla.])

Health Promotions

📷lahjay11 X theJayfrancis10

CAREER HIGHS

Points

23, vs. McNeese (12/21/22)

Field Goals Made

9, vs. McNeese (12/21/22)

Field Goal Attempts

10, vs. North Carolina A&T (12/13/22)

3-Point Field Goals Made

None

3-Point Field Goal Attempts

None

Free Throws Made

5, vs. McNeese (12/21/22)

Free Throw Attempts

10, vs. McNeese (12/21/22)

Rebounds

15, vs. North Carolina A&T (12/13/22)

Offensive Rebounds

7, vs. McNeese (12/21/22)

7, vs. North Carolina A&T (12/13/22)

Defensive Rebounds

8, vs. North Carolina A&T (12/13/22)

Assists

1, done 13 times; Most recently vs. #13/14 (4) Duke (3/29/24)

Steals

3, vs. (16) Longwood (3/22/24)

3, vs. Cincinnati (2/27/24)

3, vs. South Florida (1/11/23)

Blocked Shots

5, vs. Texas A&M-Corpus Christi (11/11/23)

Minutes Played

27:57, vs. North Carolina A&T (12/13/22)

SENIOR (2024-25)

Returned to starting lineup against #11/11 Auburn in Mattress Firm Battleground 2k24 inside Toyota Center... Finished with four points and a rebound against the Tigers (11/9)... Led all player with three blocks and added nine points with four rebounds in home win over Louisiana (11/13).

2024-25 GAME-by-GAME STATISTICS (2-1 • 0-0 Big 12)

Date	Opponent	GS	Min	FG-A	3FG-FGA	FT-FTA	OR-DR	Tot	PF	A	TO	Blk	Stl	Pts	
11/4/24	JACKSON STATE	DNP – Injury													
11/9/24	vs. #11/11 Auburn	*	8:53	1-1	0-0	2-2	0-1	1	2	0	1	0	0	4	
11/13/24	LOUISIANA	*	12:37	3-5	0-0	3-4	2-2	4	1	0	0	3	0	9	
11/22/24	rv/– HOFSTRA	*	14:45	2-5	0-0	0-0	2-1	3	0	0	0	1	1	4	
11/26/24	vs. Alabama														
11/27/24	vs. Notre Dame														
11/30/24	vs. TBA														
12/7/24	BUTLER														
12/10/24	RICE														
12/18/24	TOLEDO														
12/21/24	TEXAS A&M-CORPUS CHRISTI														
12/30/24	* at Oklahoma State														
1/4/25	* BYU														
1/6/25	* TCU														
1/11/25	* at Kansas State														
1/15/25	* WEST VIRGINIA														
1/18/25	* at UCF														
1/21/25	* UTAH														
1/25/25	* at Kansas														
1/29/25	* at West Virginia														
2/1/25	* TEXAS TECH														
2/4/25	* OKLAHOMA STATE														
2/8/25	* at Colorado														
2/10/25	* BAYLOR														
2/15/25	* at Arizona														
2/18/25	* at Arizona State														
2/22/25	* IOWA STATE														
2/24/25	* at Texas Tech														
3/1/25	* CINCINNATI														
3/13/25	* KANSAS														
3/8/25	* at Baylor														
TBA	TBA														

CAREER STATISTICS

Year	W-L	GP-GS	MP	FG-FGA	Pct	3P-A	Pct	FT-FTA	Pct	Off-Def	Reb – Avg	PF-DQ	Ast	TO	Blk	Stl	Pts – Avg
2021-22	17-1	18-0	73	9-14	.643	0-0	.000	3-9	.333	5-11	16 – 0.9	5-0	0	6	11	1	21 – 1.2
2022-23	32-3	35-1	362	62-87	.713	0-0	.000	26-44	.591	50-72	122 – 3.5	56-0	6	10	39	12	150 – 4.3
2023-24	32-5	37-37	765	93-144	.646	0-0	.000	37-70	.529	83-109	192 – 5.2	99-5	9	29	59	34	223 – 6.0
2024-25	2-1	3-3	36	6-11	.545	0-0	.000	5-6	.833	4-4	8 – 2.7	3-0	0	1	4	1	17 – 5.7
Totals	83-10	93-41	1,236	170-256	.664	0-0	.000	71-129	.550	142-196	338 – 3.6	163-5	15	46	113	48	411 – 4.4



#0 KORDELIUS JEFFERSON

Guard

6-3 • 200 • r-Freshman-RS (RS '23-24)

Bogue Chitto, Miss.

James Martin HS [Arlington, Texas]

Undeclared Major

korrdel

CAREER HIGHS

Points

4, vs. Jackson State (11/4/24)

Field Goals Made

2, vs. Jackson State (11/4/24)

Field Goal Attempts

3, vs. Jackson State (11/4/24)

3-Point Field Goals Made

None

3-Point Field Goal Attempts

1, vs. Hofstra (11/22/24)

1, vs. Jackson State (11/4/24)

Free Throws Made

None

Free Throw Attempts

None

Rebounds

2, vs. Jackson State (11/4/24)

Offensive Rebounds

None

Defensive Rebounds

2, vs. Jackson State (11/4/24)

Assists

None

Steals

None

Blocked Shots

1, vs. Hofstra (11/22/24)

Minutes Played

7:26, vs. Louisiana (11/13/24)

REDSHIRT FRESHMAN (2024-25)

Scored three points with two assists and two rebounds in charity exhibition win vs. #13/15 Texas A&M (10/27)... Made his collegiate regular-season debut in home win vs. Jackson State... Finished with four points and two rebounds against the Tigers (11/4).

2024-25 GAME-by-GAME STATISTICS (3-0 • 0-0 Big 12)

Date	Opponent	GS	Min	FG-A	3FG-FGA	FT-FTA	OR-DR	Tot	PF	A	TO	Blk	Stl	Pts
11/4/24	JACKSON STATE		5:37	2-3	0-1	0-0	0-2	2	2	0	0	0	0	4
11/9/24	vs. #11/11 Auburn		DNP – Coach's Decision											
11/13/24	LOUISIANA		7:26	0-2	0-1	0-0	0-0	0	0	0	0	0	0	0
11/22/24	rv/- HOFSTRA		3:25	0-1	0-1	0-0	0-0	0	0	0	1	1	0	0
11/26/24	vs. Alabama		---	---	---	---	---	---	---	---	---	---	---	---
11/27/24	vs. Notre Dame		---	---	---	---	---	---	---	---	---	---	---	---
11/30/24	vs. TBA		---	---	---	---	---	---	---	---	---	---	---	---
12/7/24	BUTLER		---	---	---	---	---	---	---	---	---	---	---	---
12/10/24	RICE		---	---	---	---	---	---	---	---	---	---	---	---
12/18/24	TOLEDO		---	---	---	---	---	---	---	---	---	---	---	---
12/21/24	TEXAS A&M-CORPUS CHRISTI		---	---	---	---	---	---	---	---	---	---	---	---
12/30/24	* at Oklahoma State		---	---	---	---	---	---	---	---	---	---	---	---
1/4/25	* BYU		---	---	---	---	---	---	---	---	---	---	---	---
1/6/25	* TCU		---	---	---	---	---	---	---	---	---	---	---	---
1/11/25	* at Kansas State		---	---	---	---	---	---	---	---	---	---	---	---
1/15/25	* WEST VIRGINIA		---	---	---	---	---	---	---	---	---	---	---	---
1/18/25	* at UCF		---	---	---	---	---	---	---	---	---	---	---	---
1/21/25	* UTAH		---	---	---	---	---	---	---	---	---	---	---	---
1/25/25	* at Kansas		---	---	---	---	---	---	---	---	---	---	---	---
1/29/25	* at West Virginia		---	---	---	---	---	---	---	---	---	---	---	---
2/1/25	* TEXAS TECH		---	---	---	---	---	---	---	---	---	---	---	---
2/4/25	* OKLAHOMA STATE		---	---	---	---	---	---	---	---	---	---	---	---
2/8/25	* at Colorado		---	---	---	---	---	---	---	---	---	---	---	---
2/10/25	* BAYLOR		---	---	---	---	---	---	---	---	---	---	---	---
2/15/25	* at Arizona		---	---	---	---	---	---	---	---	---	---	---	---
2/18/25	* at Arizona State		---	---	---	---	---	---	---	---	---	---	---	---
2/22/25	* IOWA STATE		---	---	---	---	---	---	---	---	---	---	---	---
2/24/25	* at Texas Tech		---	---	---	---	---	---	---	---	---	---	---	---
3/1/25	* CINCINNATI		---	---	---	---	---	---	---	---	---	---	---	---
3/13/25	* KANSAS		---	---	---	---	---	---	---	---	---	---	---	---
3/8/25	* at Baylor		---	---	---	---	---	---	---	---	---	---	---	---
TBA	TBA		---	---	---	---	---	---	---	---	---	---	---	---

CAREER STATISTICS

Year	W-L	GP-GS	MP	FG-FGA	Pct	3P-A	Pct	FT-FTA	Pct	Off-Def	Reb – Avg	PF-DQ	Ast	TO	Blk	Stl	Pts – Avg
2023-24	0-0																
2024-25	3-0	3-0	16	2-6	.333	0-3	.000	0-0	.000	0-2	2 – 0.7	2-0	0	1	1	0	4 – 1.3
Totals	3-0	3-0	16	2-6	.333	0-3	.000	0-0	.000	0-2	2 – 0.7	2-0	0	1	1	0	4 – 1.3



#2 CEDRIC LATH

Center

6-9 • 260 • r-Sophomore-1L (RS' 22-23)

Abidjan, Ivory Coast (Balboa School [San Diego])

Undeclared Major

[ced_lath](#) X [AgyCedric](#)

CAREER HIGHS

Points

4, vs. Jackson State (11/4/24)

Field Goals Made

2, vs. Jackson State (11/4/24)

Field Goal Attempts

3, vs. Hofstra (11/22/24)

3, vs. Louisiana (11/13/24)

3, vs. Jackson State (11/4/24)

3-Point Field Goals Made

None

3-Point Field Goal Attempts

None

Free Throws Made

1, vs. Penn (12/30/23)

Free Throw Attempts

2, vs. (16) Longwood (3/22/24)

2, vs. Penn (12/30/23)

Rebounds

6, vs. #7/8 (2) Iowa State (3/16/24)

Offensive Rebounds

3, vs. Louisiana (11/13/24)

3, vs. Jackson State (11/4/24)

3, vs. #7/8 (2) Iowa State (3/16/24)

Defensive Rebounds

3, vs. #7/8 (2) Iowa State (3/16/24)

Assists

1, vs. Louisiana (11/13/24)

Steals

1, vs. Jackson State (11/4/24)

1, vs. #14/15 Kansas (3/9/24)

Blocked Shots

3, vs. (16) Longwood (3/24/24)

Minutes Played

21:01, vs. #7/8 (2) Iowa State (3/16/24)

REDSHIRT SOPHOMORE (2024-25)

Blocked a shot in charity exhibition win vs. #13/15 Texas A&M (10/27)... Finished with four points on 2-of-3 shooting and added three offensive rebounds with a steal in season-opening win over Jackson State inside Fertitta Center (11/4)... Grabbed five rebounds, including three offensive, and scored two points with an assist in home win over Louisiana (11/13)... Scored two points and blocked a shot in home win over Hofstra (11/22).

2024-25 GAME-by-GAME STATISTICS (3-0 • 0-0 Big 12)

Date	Opponent	GS	Min	FG-A	3FG-FGA	FT-FTA	OR-DR	Tot	PF	A	TO	Blk	Stl	Pts
11/4/24	JACKSON STATE		16:12	2-3	0-0	0-0	3-0	3	2	0	0	0	0	4
11/9/24	vs. #11/11 Auburn		DNP – Coach's Decision											
11/13/24	LOUISIANA		10:10	1-3	0-0	0-1	3-2	5	1	1	0	0	0	2
11/22/24	rv/- HOFSTRA		8:27	1-3	0-0	0-0	0-0	0	0	0	0	1	0	2
11/26/24	vs. Alabama		---	---	---	---	---	---	---	---	---	---	---	---
11/27/24	vs. Notre Dame		---	---	---	---	---	---	---	---	---	---	---	---
11/30/24	vs. TBA		---	---	---	---	---	---	---	---	---	---	---	---
12/7/24	BUTLER		---	---	---	---	---	---	---	---	---	---	---	---
12/10/24	RICE		---	---	---	---	---	---	---	---	---	---	---	---
12/18/24	TOLEDO		---	---	---	---	---	---	---	---	---	---	---	---
12/21/24	TEXAS A&M-CORPUS CHRISTI		---	---	---	---	---	---	---	---	---	---	---	---
12/30/24	* at Oklahoma State		---	---	---	---	---	---	---	---	---	---	---	---
1/4/25	* BYU		---	---	---	---	---	---	---	---	---	---	---	---
1/6/25	* TCU		---	---	---	---	---	---	---	---	---	---	---	---
1/11/25	* at Kansas State		---	---	---	---	---	---	---	---	---	---	---	---
1/15/25	* WEST VIRGINIA		---	---	---	---	---	---	---	---	---	---	---	---
1/18/25	* at UCF		---	---	---	---	---	---	---	---	---	---	---	---
1/21/25	* UTAH		---	---	---	---	---	---	---	---	---	---	---	---
1/25/25	* at Kansas		---	---	---	---	---	---	---	---	---	---	---	---
1/29/25	* at West Virginia		---	---	---	---	---	---	---	---	---	---	---	---
2/1/25	* TEXAS TECH		---	---	---	---	---	---	---	---	---	---	---	---
2/4/25	* OKLAHOMA STATE		---	---	---	---	---	---	---	---	---	---	---	---
2/8/25	* at Colorado		---	---	---	---	---	---	---	---	---	---	---	---
2/10/25	* BAYLOR		---	---	---	---	---	---	---	---	---	---	---	---
2/15/25	* at Arizona		---	---	---	---	---	---	---	---	---	---	---	---
2/18/25	* at Arizona State		---	---	---	---	---	---	---	---	---	---	---	---
2/22/25	* IOWA STATE		---	---	---	---	---	---	---	---	---	---	---	---
2/24/25	* at Texas Tech		---	---	---	---	---	---	---	---	---	---	---	---
3/1/25	* CINCINNATI		---	---	---	---	---	---	---	---	---	---	---	---
3/13/25	* KANSAS		---	---	---	---	---	---	---	---	---	---	---	---
3/8/25	* at Baylor		---	---	---	---	---	---	---	---	---	---	---	---
TBA	TBA		---	---	---	---	---	---	---	---	---	---	---	---

CAREER STATISTICS

Year	W-L	GP-GS	MP	FG-FGA	Pct	3P-A	Pct	FT-FTA	Pct	Off-Def	Reb – Avg	PF-DQ	Ast	TO	Blk	Stl	Pts – Avg
2022-23	0-0																
2023-24	23-2	25-0	139	2-7	.286	0-0	.000	1-5	.200	13-7	20 – 0.8	22-0	0	5	8	1	5 – 0.2
2024-25	3-0	3-0	35	4-9	.444	0-0	.000	0-1	.000	6-2	8 – 2.7	3-0	1	1	2	1	8 – 2.7
Totals	26-2	28-0	174	6-16	.375	0-0	.000	1-6	.167	19-9	28 – 1.0	25-0	1	6	10	2	13 – 0.5

LATH'S 2022-23 GAME-BY-GAME (23-2 • 9-0 Big 12)

Opponent	Date	GS	Min	FG-A	3FG-A	FT-A	Off-Def	Tot	PF	A	TO	Blk	Stl	Pts	
ULM	11/6/23		2:58	0-0	0-0	0-0	0-0	0	1	0	0	0	0	0	
TEXAS A&M-CORPUS CHRISTI	11/11/23		2:47	0-1	0-0	0-0	1-0	1	0	0	1	0	0	0	
STETSON	11/13/23		2:19	0-0	0-0	0-0	0-0	0	0	0	0	0	0	0	
vs. Towson	11/16/23		1:37	0-0	0-0	0-0	0-0	0	0	0	0	0	0	0	
vs. Utah	11/17/23	DNP – Coach's Decision													
vs. Dayton	11/19/23		1:38	0-0	0-0	0-0	0-0	0	0	0	0	0	0	0	
MONTANA	11/24/23		2:47	0-0	0-0	0-0	1-0	1	0	0	0	0	0	0	
at Xavier	12/1/23	DNP – Coach's Decision													
RICE	12/6/23		4:43	0-1	0-0	0-0	2-0	2	4	0	1	0	0	0	
JACKSON STATE	12/9/23		3:08	0-1	0-0	0-0	0-0	0	1	0	0	0	0	0	
vs. rv/rv Texas A&M	12/16/23	DNP – Coach's Decision													
TEXAS STATE	12/21/23		2:52	0-0	0-0	0-0	0-0	0	0	0	0	1	0	0	
PENN	12/30/23		3:52	0-0	0-0	1-2	1-0	1	0	0	0	0	0	1	
* WEST VIRGINIA	1/6/24		2:34	0-0	0-0	0-0	0-0	2	1	0	0	0	0	0	
* at rv/rv Iowa State	1/9/24	DNP – Coach's Decision													
* at rv/rv TCU	1/13/24	DNP – Coach's Decision													
* #25/25 TEXAS TECH	1/17/24		1:16	1-1	0-0	0-0	1-0	1	0	0	0	0	0	0	
* UCF	1/20/24		2:41	0-0	0-0	0-0	0-0	0	1	0	0	0	0	0	
* at #21/19 BYU	1/23/24	DNP – Coach's Decision													
* rv/rv KANSAS STATE	1/27/24		2:28	0-0	0-0	0-0	0-0	0	1	0	0	0	0	0	
* at rv/rv Texas	1/29/24	DNP – Coach's Decision													
* at #8/9 Kansas	2/3/24	DNP – Coach's Decision													
* OKLAHOMA STATE	2/6/24		4:21	0-0	0-0	0-0	1-0	1	1	0	1	0	0	0	
* at Cincinnati	2/10/24	DNP – Coach's Decision													
* rv/– TEXAS	2/17/24		1:34	0-0	0-0	0-0	0-0	0	0	0	0	0	0	0	
* #6/6 IOWA STATE	2/19/24	DNP – Coach's Decision													
* at #11/11 Baylor	2/24/24	DNP – Coach's Decision													
* CINCINNATI	2/27/24	DNP – Coach's Decision													
* at rv/rv Oklahoma	3/2/24		10:14	0-0	0-0	0-0	0-2	2	0	0	0	1	0	0	
* at UCF	3/6/24		4:02	0-0	0-0	0-0	0-0	0	0	0	0	0	0	0	
* #14/15 KANSAS	3/9/24		17:57	0-0	0-0	0-0	1-0	1	3	0	1	1	1	0	
vs. (8) TCU	3/14/24		8:56	0-1	0-0	0-0	1-1	2	2	0	0	1	0	0	
vs. #25/23 (4) Texas Tech	3/15/24		7:26	1-1	0-0	0-1	0-0	0	3	0	0	1	0	2	
vs. #7/8 (2) Iowa State	3/16/24		21:01	0-1	0-0	0-0	3-3	6	0	0	0	0	0	0	
vs. (16) Longwood	3/22/24		16:02	0-0	0-0	0-2	1-0	1	0	0	1	3	0	0	
vs. (9) Texas A&M	3/24/24		8:07	0-0	0-0	0-0	0-1	1	1	0	0	0	0	0	
vs. #13/14 (4) Duke	3/29/24		1:56	0-0	0-0	0-0	0-0	2	0	0	0	0	0	0	



#24 CHASE McCARTY

Forward

6-6 • 220 • Freshman-HS

Huntsville, Ala. (IMG Academy [Fla.])

Undeclared Major

[@chase_mccarty](#) X [Chasemccarty21](#)

CAREER HIGHS

Points

None

Field Goals Made

None

Field Goal Attempts

None

3-Point Field Goals Made

None

3-Point Field Goal Attempts

None

Free Throws Made

None

Free Throw Attempts

None

Rebounds

None

Offensive Rebounds

None

Defensive Rebounds

None

Assists

None

Steals

None

Blocked Shots

None

Minutes Played

None

FRESHMAN (2024-25)

Grabbed a rebound and added a steal in charity exhibition win vs. #13/15 Texas A&M (10/27).

2024-25 GAME-by-GAME STATISTICS (0-0 • 0-0 Big 12)

Date	Opponent	GS	Min	FG-A	3FG-FGA	FT-FTA	OR-DR	Tot	PF	A	TO	Blk	Stl	Pts	
11/4/24	JACKSON STATE	DNP – Coach's Decision													
11/9/24	vs. #11/11 Auburn	DNP – Coach's Decision													
11/13/24	LOUISIANA	DNP – Coach's Decision													
11/22/24	rv/– HOFSTRA	DNP – Coach's Decision													
11/26/24	vs. Alabama	---	---	---	---	---	---	---	---	---	---	---	---	---	
11/27/24	vs. Notre Dame	---	---	---	---	---	---	---	---	---	---	---	---	---	
11/30/24	vs. TBA	---	---	---	---	---	---	---	---	---	---	---	---	---	
12/7/24	BUTLER	---	---	---	---	---	---	---	---	---	---	---	---	---	
12/10/24	RICE	---	---	---	---	---	---	---	---	---	---	---	---	---	
12/18/24	TOLEDO	---	---	---	---	---	---	---	---	---	---	---	---	---	
12/21/24	TEXAS A&M-CORPUS CHRISTI	---	---	---	---	---	---	---	---	---	---	---	---	---	
12/30/24	* at Oklahoma State	---	---	---	---	---	---	---	---	---	---	---	---	---	
1/4/25	* BYU	---	---	---	---	---	---	---	---	---	---	---	---	---	
1/6/25	* TCU	---	---	---	---	---	---	---	---	---	---	---	---	---	
1/11/25	* at Kansas State	---	---	---	---	---	---	---	---	---	---	---	---	---	
1/15/25	* WEST VIRGINIA	---	---	---	---	---	---	---	---	---	---	---	---	---	
1/18/25	* at UCF	---	---	---	---	---	---	---	---	---	---	---	---	---	
1/21/25	* UTAH	---	---	---	---	---	---	---	---	---	---	---	---	---	
1/25/25	* at Kansas	---	---	---	---	---	---	---	---	---	---	---	---	---	
1/29/25	* at West Virginia	---	---	---	---	---	---	---	---	---	---	---	---	---	
2/1/25	* TEXAS TECH	---	---	---	---	---	---	---	---	---	---	---	---	---	
2/4/25	* OKLAHOMA STATE	---	---	---	---	---	---	---	---	---	---	---	---	---	
2/8/25	* at Colorado	---	---	---	---	---	---	---	---	---	---	---	---	---	
2/10/25	* BAYLOR	---	---	---	---	---	---	---	---	---	---	---	---	---	
2/15/25	* at Arizona	---	---	---	---	---	---	---	---	---	---	---	---	---	
2/18/25	* at Arizona State	---	---	---	---	---	---	---	---	---	---	---	---	---	
2/22/25	* IOWA STATE	---	---	---	---	---	---	---	---	---	---	---	---	---	
2/24/25	* at Texas Tech	---	---	---	---	---	---	---	---	---	---	---	---	---	
3/1/25	* CINCINNATI	---	---	---	---	---	---	---	---	---	---	---	---	---	
3/13/25	* KANSAS	---	---	---	---	---	---	---	---	---	---	---	---	---	
3/8/25	* at Baylor	---	---	---	---	---	---	---	---	---	---	---	---	---	
TBA	TBA	---	---	---	---	---	---	---	---	---	---	---	---	---	

CAREER STATISTICS

Year	W-L	GP-GS	MP	FG-FGA	Pct	3P-A	Pct	FT-FTA	Pct	Off-Def	Reb – Avg	PF-DQ	Ast	TO	Blk	Stl	Pts – Avg
2024-25	0-0	0-0	0	0-0	.000	0-0	.000	0-0	.000	0-0	0-0.0	0-0	0	0	0	0	0-0.0
Totals	0-0	0-0	0	0-0	.000	0-0	.000	0-0	.000	0-0	0-0.0	0-0	0	0	0	0	0-0.0



#12 JACOB McFARLAND

Center

6-11 • 215 • r-Freshman-RS (RS' 23-24)

Moreno Valley, Calif. (Rancho Verde HS)

Undeclared Major

[jacobmcfar1and](#)

CAREER HIGHS

Points

None

Field Goals Made

None

Field Goal Attempts

None

3-Point Field Goals Made

None

3-Point Field Goal Attempts

None

Free Throws Made

None

Free Throw Attempts

None

Rebounds

None

Offensive Rebounds

None

Defensive Rebounds

None

Assists

None

Steals

None

Blocked Shots

None

Minutes Played

None

REDSHIRT FRESHMAN (2024-25)

Grabbed a rebound and added a steal in charity exhibition win vs. #13/15 Texas A&M (10/27)... Suffered a broken leg in practice in late October and missed the start of the season.

2024-25 GAME-by-GAME STATISTICS (0-0 • 0-0 Big 12)

Date	Opponent	GS	Min	FG-A	3FG-FGA	FT-FTA	OR-DR	Tot	PF	A	TO	Blk	Stl	Pts
11/4/24	JACKSON STATE													
11/9/24	vs. #11/11 Auburn													
11/13/24	LOUISIANA													
11/22/24	rv/- HOFSTRA													
11/26/24	vs. Alabama													
11/27/24	vs. Notre Dame													
11/30/24	vs. TBA													
12/7/24	BUTLER													
12/10/24	RICE													
12/18/24	TOLEDO													
12/21/24	TEXAS A&M-CORPUS CHRISTI													
12/30/24	* at Oklahoma State													
1/4/25	* BYU													
1/6/25	* TCU													
1/11/25	* at Kansas State													
1/15/25	* WEST VIRGINIA													
1/18/25	* at UCF													
1/21/25	* UTAH													
1/25/25	* at Kansas													
1/29/25	* at West Virginia													
2/1/25	* TEXAS TECH													
2/4/25	* OKLAHOMA STATE													
2/8/25	* at Colorado													
2/10/25	* BAYLOR													
2/15/25	* at Arizona													
2/18/25	* at Arizona State													
2/22/25	* IOWA STATE													
2/24/25	* at Texas Tech													
3/1/25	* CINCINNATI													
3/13/25	* KANSAS													
3/8/25	* at Baylor													
TBA	TBA													

CAREER STATISTICS

Year	W-L	GP-GS	MP	FG-FGA	Pct	3P-A	Pct	FT-FTA	Pct	Off-Def	Reb - Avg	PF-DQ	Ast	TO	Blk	Stl	Pts - Avg
2023-24	0-0																
2024-25	0-0																
Totals	0-0	0-0	0	0-0	.000	0-0	.000	0-0	.000	0-0	0-0.0	0-0	0	0	0	0	0-0.0



#25 MERCY MILLER

Guard

6-4 • 200 • Freshman-HS

Sherman Oaks, Calif. (Notre Dame HS)

Integrated Studies

mercymiller mercymiller25

reobunds, an assist and steal against the Tigers (11/4)... Posted 12 points with a game-high four steals and added two assists in home win over Louisiana (11/13)... Scored four points and led all players with nine rebounds, including eight defensive boards, in home win over Hofstra... Added a pair of assists against the Pride (11/22).

CAREER HIGHS

Points

12, vs. Louisiana (11/13/24)

Field Goals Made

4, vs. Louisiana (11/13/24)

Field Goal Attempts

9, vs. Louisiana (11/13/24)

3-Point Field Goals Made

1, vs. Louisiana (11/13/24)

1, vs. Jackson State (11/4/24)

3-Point Field Goal Attempts

4, vs. Louisiana (11/13/24)

Free Throws Made

3, vs. Louisiana (11/13/24)

Free Throw Attempts

4, vs. Louisiana (11/13/24)

Rebounds

9, vs. Hofstra (11/22/24)

Offensive Rebounds

1, vs. Hofstra (11/22/24)

1, vs. Jackson State (11/4/24)

Defensive Rebounds

8, vs. Hofstra (11/22/24)

Assists

2, vs. Hofstra (11/22/24)

2, vs. Louisiana (11/13/24)

Steals

4, vs. Louisiana (11/13/24)

Blocked Shots

None

Minutes Played

21:00, vs. Louisiana (11/13/24)

FRESHMAN (2024-25)

Scored 11 points on 5-of-7 shooting and added an assist in charity exhibition win vs. #13/15 Texas A&M (10/27)... Made his collegiate regular-season debut in home win over Jackson State inside Fertitta Center... Finished with seven points on 3-of-6 shooting and added two

2024-25 GAME-by-GAME STATISTICS (3-0 • 0-0 Big 12)

Date	Opponent	GS	Min	FG-A	3FG-FGA	FT-FTA	OR-DR	Tot	PF	A	TO	Blk	Stl	Pts	
11/4/24	JACKSON STATE		14:03	3-6	1-2	0-0	1-1	2	0	1	1	0	1	7	
11/9/24	vs. #11/11 Auburn		DNP – Coach's Decision												
11/13/24	LOUISIANA		21:00	4-9	1-4	3-4	0-0	0	3	2	1	0	4	12	
11/22/24	rv/- HOFSTRA		22:45	2-8	0-3	0-2	1-8	9	2	2	0	0	0	4	
11/26/24	vs. Alabama		---	---	---	---	---	---	---	---	---	---	---	---	
11/27/24	vs. Notre Dame		---	---	---	---	---	---	---	---	---	---	---	---	
11/30/24	vs. TBA		---	---	---	---	---	---	---	---	---	---	---	---	
12/7/24	BUTLER		---	---	---	---	---	---	---	---	---	---	---	---	
12/10/24	RICE		---	---	---	---	---	---	---	---	---	---	---	---	
12/18/24	TOLEDO		---	---	---	---	---	---	---	---	---	---	---	---	
12/21/24	TEXAS A&M-CORPUS CHRISTI		---	---	---	---	---	---	---	---	---	---	---	---	
12/30/24	* at Oklahoma State		---	---	---	---	---	---	---	---	---	---	---	---	
1/4/25	* BYU		---	---	---	---	---	---	---	---	---	---	---	---	
1/6/25	* TCU		---	---	---	---	---	---	---	---	---	---	---	---	
1/11/25	* at Kansas State		---	---	---	---	---	---	---	---	---	---	---	---	
1/15/25	* WEST VIRGINIA		---	---	---	---	---	---	---	---	---	---	---	---	
1/18/25	* at UCF		---	---	---	---	---	---	---	---	---	---	---	---	
1/21/25	* UTAH		---	---	---	---	---	---	---	---	---	---	---	---	
1/25/25	* at Kansas		---	---	---	---	---	---	---	---	---	---	---	---	
1/29/25	* at West Virginia		---	---	---	---	---	---	---	---	---	---	---	---	
2/1/25	* TEXAS TECH		---	---	---	---	---	---	---	---	---	---	---	---	
2/4/25	* OKLAHOMA STATE		---	---	---	---	---	---	---	---	---	---	---	---	
2/8/25	* at Colorado		---	---	---	---	---	---	---	---	---	---	---	---	
2/10/25	* BAYLOR		---	---	---	---	---	---	---	---	---	---	---	---	
2/15/25	* at Arizona		---	---	---	---	---	---	---	---	---	---	---	---	
2/18/25	* at Arizona State		---	---	---	---	---	---	---	---	---	---	---	---	
2/22/25	* IOWA STATE		---	---	---	---	---	---	---	---	---	---	---	---	
2/24/25	* at Texas Tech		---	---	---	---	---	---	---	---	---	---	---	---	
3/1/25	* CINCINNATI		---	---	---	---	---	---	---	---	---	---	---	---	
3/13/25	* KANSAS		---	---	---	---	---	---	---	---	---	---	---	---	
3/8/25	* at Baylor		---	---	---	---	---	---	---	---	---	---	---	---	
TBA	TBA		---	---	---	---	---	---	---	---	---	---	---	---	

CAREER STATISTICS

Year	W-L	GP-GS	MP	FG-FGA	Pct	3P-A	Pct	FT-FTA	Pct	Off-Def	Reb - Avg	PF-DQ	Ast	TO	Blk	Stl	Pts - Avg
2024-25	3-0	3-0	58	9-23	.391	2-9	.222	3-6	.500	2-9	11 - 3.7	5-0	5	2	0	5	23 - 7.7
Totals	3-0	3-0	58	9-23	.391	2-9	.222	3-6	.500	2-9	11 - 3.7	5-0	5	2	0	5	23 - 7.7



#13 J'WAN ROBERTS
Forward
6-8 • 235 • r-Graduate-4L (RS '19-20)
St. Thomas, U.S. Virgin Islands
(Shoemaker HS [Killeen, Texas])
'23 UH graduate in Health Promotions
Post-baccalaureate work in Human
Development Family Sciences in '24-25

📷 jwann_13 X JwanRoberts13

2k24 inside Toyota Center (11/9)... Posted 11 points on 3-of-3 shooting from field and 5-of-5 from the free throw line and led all players with six rebounds in home win over Louisiana (11/13).

CAREER HIGHS

Points

26, vs. Tulane (2/22/23)

Field Goals Made

10, at rv/rv Oklahoma (3/2/24)
 10, at Cincinnati (2/10/24)
 10, at rv/rv TCU (1/13/24)

Field Goal Attempts

18, at rv/rv TCU (1/13/24)

3-Point Field Goals Made

None

3-Point Field Goal Attempts

2, vs. Wisconsin (11/23/21)

Free Throws Made

8, vs. Tulane (2/22/23)
 8, vs. Memphis (2/19/23)

Free Throw Attempts

10, vs. Texas A&M-Corpus Christi (11/11/23)

Rebounds

20, vs. Memphis (3/12/23)

Offensive Rebounds

10, vs. Memphis (3/12/23)

Defensive Rebounds

10, vs. Towson (11/16/23)
 10, vs. Memphis (3/12/23)

Assists

7, vs. rv/rv Texas A&M (12/16/23)

Steals

6, at #11/11 Baylor (2/24/24)

Blocked Shots

5, vs. Auburn (3/18/23)
 5, vs. #8/10 Alabama (12/10/22)

Minutes Played

40:26, at #11/11 Baylor (2/24/24)

PRESEASON HONORS

- 2024-25 *Blue Ribbon Yearbook* Preseason All-America Third Team
- 2024-25 Jersey Mike's Naismith Trophy Player of the Year Watch List
- 2024-25 Preseason All-Big 12 First Team

GRADUATE (2024-25)

Scored 10 points with eight rebounds, including five offensive boards, in charity exhibition win vs. #13/15 Texas A&M.. Added three assists with four blocks and a steal with no turnovers against the Aggies (10/27)... Posted 14 points on 6-of-8 shooting and grabbed six rebounds with three steals in season-opening win over Jackson State inside Fertitta Center (11/4)... Finished with 12 points and tied for team lead with seven rebounds against #11/11 Auburn in Mattress Firm Battleground

2024-25 GAME-by-GAME STATISTICS (3-1 • 0-0 Big 12)

Date	Opponent	GS	Min	FG-A	3FG-FGA	FT-FTA	OR-DR	Tot	PF	A	TO	Blk	Stl	Pts
11/4/24	JACKSON STATE	*	19:47	6-8	0-0	2-2	2-4	6	2	1	2	1	3	14
11/9/24	vs. #11/11 Auburn	*	38:03	6-14	0-0	0-1	3-4	7	4	1	2	1	1	12
11/13/24	LOUISIANA	*	16:08	3-3	0-0	5-5	3-3	6	2	0	2	0	1	11
11/22/24	rv/- HOFSTRA	*	16:46	1-6	0-0	2-3	1-2	3	1	0	0	1	0	4
11/26/24	vs. Alabama													
11/27/24	vs. Notre Dame													
11/30/24	vs. TBA													
12/7/24	BUTLER													
12/10/24	RICE													
12/18/24	TOLEDO													
12/21/24	TEXAS A&M-CORPUS CHRISTI													
12/30/24	* at Oklahoma State													
1/4/25	* BYU													
1/6/25	* TCU													
1/11/25	* at Kansas State													
1/15/25	* WEST VIRGINIA													
1/18/25	* at UCF													
1/21/25	* UTAH													
1/25/25	* at Kansas													
1/29/25	* at West Virginia													
2/1/25	* TEXAS TECH													
2/4/25	* OKLAHOMA STATE													
2/8/25	* at Colorado													
2/10/25	* BAYLOR													
2/15/25	* at Arizona													
2/18/25	* at Arizona State													
2/22/25	* IOWA STATE													
2/24/25	* at Texas Tech													
3/1/25	* CINCINNATI													
3/13/25	* KANSAS													
3/8/25	* at Baylor													
TBA	TBA													

CAREER STATISTICS

Year	W-L	GP-GS	MP	FG-FGA	Pct	3P-A	Pct	FT-FTA	Pct	Off-Def	Reb - Avg	PF-DQ	Ast	TO	Blk	Stl	Pts - Avg
2019-20										Redshirt							
2020-21	21-4	25-1	266	19-34	.559	0-0	.000	10-19	.526	36-59	95-3.8	20-0	8	9	14	10	48-1.9
2021-22	32-6	38-0	617	49-78	.628	0-4	.000	22-44	.500	78-109	187-4.9	52-0	20	22	14	24	120-3.2
2022-23	33-4	37-36	976	156-255	.612	0-1	.000	59-86	.686	111-174	285-7.7	79-2	44	39	49	26	371-10.0
2023-24	31-5	36-36	961	149-250	.596	0-1	.000	45-88	.511	95-150	245-6.8	73-2	67	40	32	45	343-9.5
2024-25	3-1	4-4	91	16-31	.516	0-0	.000	9-11	.818	9-13	22-5.5	9-0	2	6	3	5	41-10.3
Totals	120-20	140-77	2,909	389-648	.600	0-6	.000	145-248	.585	329-505	834-6.0	233-4	141	116	112	110	923-6.6



#21 EMANUEL SHARP

Guard

6-3 • 210 • r-Junior-2L (RS '21-22)

Tampa, Fla. (Bishop McLaughlin School)

Integrated Studies

emanuelsharp_

CAREER HIGHS

Points

30, vs. (4) Texas A&M (3/24/24)

Field Goals Made

8, vs. (4) Texas A&M (3/24/24)

Field Goal Attempts

17, vs. rv/rv Texas A&M (12/16/23)

3-Point Field Goals Made

7, vs. (9) Texas A&M (3/24/24)

3-Point Field Goal Attempts

14, vs. (9) Texas A&M (3/24/24)

Free Throws Made

11, vs. Texas State (12/21/23)

Free Throw Attempts

11, vs. Texas State (12/21/23)

Rebounds

10, vs. SMU (1/5/23)

Offensive Rebounds

5, vs. rv/rv Texas A&M (12/16/23)

Defensive Rebounds

8, at rv/rv Texas (1/29/24)

8, vs. SMU (1/5/23)

Assists

4, at Xavier (12/1/23)

Steals

4, done four times; Most recently vs. Louisiana (11/13/24)

Blocked Shots

1, done five times; Most recently vs. #13/14 (4) Duke (3/29/24)

Minutes Played

40:39, at rv/rv Texas (1/29/24)

JUNIOR (2023-24)

Scored eight points with two 3-pointers and added two steals with a rebound in charity exhibition win vs. #13/15 Texas A&M (10/27)... Made his regular-season debut in season-opening win over Jackson State inside Fertitta Center... Finished with seven points and grabbed a rebound against the Tigers (11/4)... Posted 13 points with a team-high three 3-pointers against #11/11 Auburn in Mattress Firm Battleground 2k24 inside Toyota Center (11/9)... Posted 11 points with two 3-pointers, five rebounds and a game-high-tying four steals in home win over Louisiana (11/13)... Scored 16 points, thanks to 5-of-5 shooting from behind the arc, and grabbed two rebounds with two assists and a pair of steals in home win over Hofstra (11/22).

2024-25 GAME-by-GAME STATISTICS (3-1 • 0-0 Big 12)

Date	Opponent	GS	Min	FG-A	3FG-FGA	FT-FTA	OR-DR	Tot	PF	A	TO	Blk	Stl	Pts
11/4/24	JACKSON STATE	*	18:14	3-7	1-2	0-0	1-0	1	2	0	1	0	0	7
11/9/24	vs. #11/11 Auburn	*	35:31	3-9	3-6	4-4	0-2	2	0	0	2	0	1	13
11/13/24	LOUISIANA	*	19:52	3-5	2-2	3-4	1-4	5	1	1	1	0	4	11
11/22/24	rv/- HOFSTRA	*	19:30	5-6	5-5	1-2	1-1	2	4	2	0	0	2	16
11/26/24	vs. Alabama													
11/27/24	vs. Notre Dame													
11/30/24	vs. TBA													
12/7/24	BUTLER													
12/10/24	RICE													
12/18/24	TOLEDO													
12/21/24	TEXAS A&M-CORPUS CHRISTI													
12/30/24	* at Oklahoma State													
1/4/25	* BYU													
1/6/25	* TCU													
1/11/25	* at Kansas State													
1/15/25	* WEST VIRGINIA													
1/18/25	* at UCF													
1/21/25	* UTAH													
1/25/25	* at Kansas													
1/29/25	* at West Virginia													
2/1/25	* TEXAS TECH													
2/4/25	* OKLAHOMA STATE													
2/8/25	* at Colorado													
2/10/25	* BAYLOR													
2/15/25	* at Arizona													
2/18/25	* at Arizona State													
2/22/25	* IOWA STATE													
2/24/25	* at Texas Tech													
3/1/25	* CINCINNATI													
3/13/25	* KANSAS													
3/8/25	* at Baylor													
TBA	TBA													

CAREER STATISTICS

Year	W-L	GP-GS	MP	FG-FGA	Pct	3P-A	Pct	FT-FTA	Pct	Off-Def	Reb - Avg	PF-DQ	Ast	TO	Blk	Stl	Pts - Avg
2021-22	0-0										Redshirt						
2022-23	30-3	33-0	515	58-159	.365	43-124	.347	37-42	.881	20-54	74 - 2.2	72-1	16	26	2	10	196 - 5.9
2023-24	32-5	37-32	1,043	135-362	.373	82-223	.368	114-134	.851	35-96	131 - 3.5	95-2	34	40	3	55	466 - 12.6
2024-25	3-1	4-4	93	14-27	.519	11-15	.733	8-10	.800	3-7	10 - 2.5	7-0	3	4	0	7	47 - 11.8
Totals	65-9	74-36	1,651	207-548	.378	136-362	.376	159-186	.855	58-157	215 - 2.9	174-3	53	70	5	72	709 - 9.6



#11 JOSEPH TUGLER

Forward

6-8 • 230 • Sophomore-1L

Monroe, La. (Cypress Falls HS)

Undeclared Major

Instagram: [joseph_tugler](#) X: [joseph_tugler](#)

assists in home win over Hofstra.. Also drained a pair of 3-pointers and blocked a shot against the Pride (11/22).

CAREER HIGHS

Points

17, vs. Hofstra (11/22/24)

Field Goals Made

6, vs. Hofstra (11/22/24)

Field Goal Attempts

7, at #8/9 Kansas (2/3/24)
7, vs. Penn (12/30/23)

3-Point Field Goals Made

2, vs. Hofstra (11/22/24)

3-Point Field Goal Attempts

2, vs. Hofstra (11/22/24)

Free Throws Made

6, vs. #11/11 Auburn (11/9/24)

Free Throw Attempts

8, vs. #11/11 Auburn (11/9/24)

Rebounds

9, vs. Jackson State (12/9/23)

Offensive Rebounds

5, at #8/9 Kansas (2/3/24)
5, vs. Jackson State (12/9/23)

Defensive Rebounds

5, vs. #25/25 Texas Tech (1/17/24)

Assists

4, vs. Hofstra (11/22/24)

Steals

4, vs. Rice (12/6/23)

Blocked Shots

3, vs. Jackson State (11/4/24)
3, vs. rv/rv Texas A&M (12/16/23)
3, vs. Texas A&M-Corpus Christi (11/11/23)

Minutes Played

21:08, vs. Penn (12/30/23)

SOPHOMORE (2024-25)

Grabbed nine rebounds, including a game-high eight offensive boards, and added two blocks and a pair of steals in charity exhibition win vs. #13/15 Texas A&M (10/27)... Tied for team lead with five points and led Cougars with three blocked shots in season-opening win vs. Jackson State inside Fertitta Center... Added five points against the Tigers (11/4)... Scored 10 points, tied for lead lead with seven rebounds and blocked two shots against #11/11 Auburn in Mattress Firm Battleground 2k24 inside Toyota Center (11/9)... Led all players with four offensive rebounds in home win over Louisiana (11/13)... Led the Cougars with 17 points on 6-of-6 shooting from the field and grabbed four rebounds with four

2024-25 GAME-by-GAME STATISTICS (3-1 • 0-0 Big 12)

Date	Opponent	GS	Min	FG-A	3FG-FGA	FT-FTA	OR-DR	Tot	PF	A	TO	Blk	Stl	Pts
11/4/24	JACKSON STATE	*	25:27	2-4	1-1	0-0	3-4	7	2	1	1	3	1	5
11/9/24	vs. #11/11 Auburn		31:07	2-4	0-1	6-8	4-3	7	4	0	0	2	2	10
11/13/24	LOUISIANA		17:13	1-3	0-0	0-4	4-1	5	3	0	1	1	1	2
11/22/24	rv/- HOFSTRA		16:48	6-6	2-2	3-5	3-1	4	1	4	0	1	0	17
11/26/24	vs. Alabama		--	--	--	--	--	--	--	--	--	--	--	--
11/27/24	vs. Notre Dame		--	--	--	--	--	--	--	--	--	--	--	--
11/30/24	vs. TBA		--	--	--	--	--	--	--	--	--	--	--	--
12/7/24	BUTLER		--	--	--	--	--	--	--	--	--	--	--	--
12/10/24	RICE		--	--	--	--	--	--	--	--	--	--	--	--
12/18/24	TOLEDO		--	--	--	--	--	--	--	--	--	--	--	--
12/21/24	TEXAS A&M-CORPUS CHRISTI		--	--	--	--	--	--	--	--	--	--	--	--
12/30/24	* at Oklahoma State		--	--	--	--	--	--	--	--	--	--	--	--
1/4/25	* BYU		--	--	--	--	--	--	--	--	--	--	--	--
1/6/25	* TCU		--	--	--	--	--	--	--	--	--	--	--	--
1/11/25	* at Kansas State		--	--	--	--	--	--	--	--	--	--	--	--
1/15/25	* WEST VIRGINIA		--	--	--	--	--	--	--	--	--	--	--	--
1/18/25	* at UCF		--	--	--	--	--	--	--	--	--	--	--	--
1/21/25	* UTAH		--	--	--	--	--	--	--	--	--	--	--	--
1/25/25	* at Kansas		--	--	--	--	--	--	--	--	--	--	--	--
1/29/25	* at West Virginia		--	--	--	--	--	--	--	--	--	--	--	--
2/1/25	* TEXAS TECH		--	--	--	--	--	--	--	--	--	--	--	--
2/4/25	* OKLAHOMA STATE		--	--	--	--	--	--	--	--	--	--	--	--
2/8/25	* at Colorado		--	--	--	--	--	--	--	--	--	--	--	--
2/10/25	* BAYLOR		--	--	--	--	--	--	--	--	--	--	--	--
2/15/25	* at Arizona		--	--	--	--	--	--	--	--	--	--	--	--
2/18/25	* at Arizona State		--	--	--	--	--	--	--	--	--	--	--	--
2/22/25	* IOWA STATE		--	--	--	--	--	--	--	--	--	--	--	--
2/24/25	* at Texas Tech		--	--	--	--	--	--	--	--	--	--	--	--
3/1/25	* CINCINNATI		--	--	--	--	--	--	--	--	--	--	--	--
3/13/25	* KANSAS		--	--	--	--	--	--	--	--	--	--	--	--
3/8/25	* at Baylor		--	--	--	--	--	--	--	--	--	--	--	--
TBA	TBA		--	--	--	--	--	--	--	--	--	--	--	--

CAREER STATISTICS

Year	W-L	GP-GS	MP	FG-FGA	Pct	3P-A	Pct	FT-FTA	Pct	Off-Def	Reb - Avg	PF-DQ	Ast	TO	Blk	Stl	Pts - Avg
2023-24	25-3	28-1	448	43-78	.551	0-2	.000	19-41	.463	53-62	115 - 4.1	85-2	8	13	30	26	105 - 3.8
2024-25	3-1	4-1	91	11-17	.647	3-4	.750	9-17	.529	14-9	23 - 5.8	10-0	5	2	7	4	34 - 8.5
Totals	28-4	32-2	539	54-95	.568	3-6	.500	28-58	.483	67-71	138 - 4.3	95-2	13	15	37	30	139 - 4.3

TUGLER'S 2022-23 GAME-BY-GAME (25-3 • 12-3 Big 12)

Opponent	Date	GS	Min	FG-A	3FG-A	FT-A	Off-Def	Tot	PF	A	TO	Blk	Stl	Pts
ULM	11/6/23		12:25	1-2	0-0	0-0	4-2	6	3	1	1	1	0	2
TEXAS A&M-CORPUS CHRISTI	11/11/23		20:56	1-3	0-1	0-0	1-2	3	4	1	0	3	0	2
STETSON	11/13/23		15:38	1-2	0-0	0-0	1-3	4	2	1	0	1	2	2
vs. Towson	11/16/23		16:01	0-1	0-0	0-0	2-1	3	4	0	0	0	0	0
vs. Utah	11/17/23		10:01	1-1	0-0	2-6	1-0	1	3	0	0	0	1	4
vs. Dayton	11/19/23		11:11	1-1	0-0	1-2	0-1	1	3	0	0	1	0	3
MONTANA	11/24/23		17:12	1-2	0-0	1-2	0-2	2	2	0	0	2	1	3
at Xavier	12/1/23		12:39	3-4	0-0	0-0	3-3	6	5	0	1	2	1	6
RICE	12/6/23		13:47	3-3	0-0	1-2	2-0	2	3	0	3	1	4	7
JACKSON STATE	12/9/23		23:01	0-0	0-0	1-2	5-4	9	3	0	0	1	3	1
vs. rv/rv Texas A&M	12/16/23		21:25	2-4	0-0	0-0	3-2	5	3	1	0	3	0	4
TEXAS STATE	12/21/23		19:15	2-5	0-0	0-0	3-1	4	2	0	0	2	1	4
PENN	12/30/23	*	21:08	5-7	0-0	3-6	3-4	7	3	1	0	2	2	13
* WEST VIRGINIA	1/6/24		17:47	2-4	0-0	2-2	1-4	5	4	0	1	0	2	6
* at rv/rv Iowa State	1/9/24		17:03	1-1	0-0	1-2	1-4	5	5	0	1	0	0	3
* at rv/rv TCU	1/13/24		11:06	2-3	0-0	0-0	1-2	3	4	0	0	0	0	4
* #25/25 TEXAS TECH	1/17/24		12:40	1-2	0-0	0-0	0-5	5	4	0	1	0	1	2
* UCF	1/20/24		14:42	0-1	0-0	0-1	4-1	5	3	1	0	2	1	0
* at #21/19 BYU	1/23/24		10:58	1-3	0-0	1-4	1-3	4	2	0	1	1	1	3
* rv/rv KANSAS STATE	1/27/24		16:00	2-2	0-0	3-6	0-3	3	4	0	0	1	1	7
* at rv/rv Texas	1/29/24		19:22	2-4	0-0	0-0	4-1	5	3	0	0	2	0	4
* at #8/9 Kansas	2/3/24		33:47	3-7	0-0	2-2	5-3	8	3	0	2	1	2	8
* OKLAHOMA STATE	2/6/24		13:33	1-4	0-0	0-0	3-3	6	4	0	0	1	1	2
* at Cincinnati	2/10/24		19:36	2-3	0-0	1-2	1-2	3	3	2	0	2	0	5
* rv/- TEXAS	2/17/24		13:31	1-1	0-0	0-2	1-2	3	3	0	1	1	1	2
* #6/6 IOWA STATE	2/19/24		11:20	0-3	0-1	0-0	0-2	2	1	0	1	0	1	0
* at #11/11 Baylor	2/24/24		12:39	3-3	0-0	0-0	1-2	3	1	0	0	0	0	6
* CINCINNATI	2/27/24		9:38	1-2	0-0	0-0	2-0	2	1	0	0	0	0	2

Sat out for the remainder of the season with a foot injury



#7 MIŁOS UZAN

Guard

6-4 • 190 • Junior-TR

Las Vegas, Nev. (Oklahoma/Desert Pines HS)

Integrated Studies

lossyuzan

CAREER HIGHS

Points

10, vs. #11/11 Auburn (11/9/24)
20, at #11/11 Kansas State (3/1/23)

Field Goals Made

5, vs. Louisiana (11/13/24)
5, vs. #11/11 Auburn (11/9/24)
8, vs. Providence (12/5/23)

Field Goal Attempts

10, vs. #11/11 Auburn (11/9/24)
16, at #11/11 Kansas State (3/1/23)

3-Point Field Goals Made

2, vs. Louisiana (11/13/24)
2, vs. Jackson State (11/4/24)
3, done four times; Most recently
vs. Arkansas-Pine Bluff (11/30/23)

3-Point Field Goal Attempts

4, vs. Jackson State (11/4/24)
7, at Oklahoma State (2/24/24)
7, at Kansas State (3/1/23)

Free Throws Made

2, vs. Hofstra (11/22/24)
3, vs. Kansas (2/17/24)
3, vs. TCU (3/4/23)
3, at Kansas State (3/1/23)

Free Throw Attempts

2, vs. Hofstra (11/22/24)
4, vs. Kansas (2/17/24)
4, vs. TCU (3/4/23)

Rebounds

7, vs. Jackson State (11/4/24)
12, vs. Providence (12/5/23)

Offensive Rebounds

2, vs. Providence (12/5/23)
2, vs. Iowa State (1/4/23)

Defensive Rebounds

7, vs. Jackson State (11/4/24)
10, vs. Providence (12/5/23)

Assists

10, vs. Jackson State (11/4/24)
10, at TCU (1/10/24)

Steals

4, vs. Jackson State (11/4/24)
4, vs. Texas (1/23/24)
4, vs. Providence (12/5/23)

Blocked Shots

1, vs. Jackson State (11/4/24)
2, at Iowa State (2/28/24)
2, vs. Arkansas-Pine Bluff (11/30/23)
2, vs. Nebraska (11/24/22)

Minutes Played

31:27, vs. #11/11 Auburn (11/9/24)
40:21, at Oklahoma State (2/24/24)

indicates accomplished at Oklahoma

JUNIOR (2024-25)

Scored five points with four rebounds, two assists and a steal in charity exhibition win vs. #13/15 Texas A&M (10/27)... Flirted with a triple-double in his Houston regular-season debut vs. Jackson State inside Fertitta Center... Led all players with 10 assists and four steals, tied for game-high honors with seven rebounds and added eight points on 3-of-6 shooting against the Tigers (11/4)... Posted 10 points with two rebounds and a game-high four assists against #11/11 Auburn in Mattress Firm Battleground 2k24 inside Toyota Center (11/9)... Totaled 13 points on 5-of-9 shooting and led all players with five assists in home win over Louisiana (11/13)... Topped all players with six assists and added four points and five rebounds in home win over Hofstra (11/22).

2024-25 GAME-by-GAME STATISTICS (3-1 • 0-0 Big 12)

Date	Opponent	GS	Min	FG-A	3FG-FGA	FT-FTA	OR-DR	Tot	PF	A	TO	Blk	Stl	Pts
11/4/24	JACKSON STATE	*	25:38	3-6	2-4	0-0	0-7	7	1	10	2	1	4	8
11/9/24	vs. #11/11 Auburn	*	31:27	5-10	0-1	0-0	1-1	2	5	4	3	0	0	10
11/13/24	LOUISIANA	*	21:12	5-9	2-3	1-1	0-4	4	0	5	0	0	2	13
11/22/24	rv/- HOFSTRA	*	21:32	1-5	0-2	2-2	1-4	5	0	6	2	0	0	4
11/26/24	vs. Alabama													
11/27/24	vs. Notre Dame													
11/30/24	vs. TBA													
12/7/24	BUTLER													
12/10/24	RICE													
12/18/24	TOLEDO													
12/21/24	TEXAS A&M-CORPUS CHRISTI													
12/30/24	* at Oklahoma State													
1/4/25	* BYU													
1/6/25	* TCU													
1/11/25	* at Kansas State													
1/15/25	* WEST VIRGINIA													
1/18/25	* at UCF													
1/21/25	* UTAH													
1/25/25	* at Kansas													
1/29/25	* at West Virginia													
2/1/25	* TEXAS TECH													
2/4/25	* OKLAHOMA STATE													
2/8/25	* at Colorado													
2/10/25	* BAYLOR													
2/15/25	* at Arizona													
2/18/25	* at Arizona State													
2/22/25	* IOWA STATE													
2/24/25	* at Texas Tech													
3/1/25	* CINCINNATI													
3/13/25	* KANSAS													
3/8/25	* at Baylor													
TBA	TBA													

CAREER STATISTICS

Year	W-L	GP-GS	MP	FG-FGA	Pct	3P-A	Pct	FT-FTA	Pct	Off-Def	Reb - Avg	PF-DQ	Ast	TO	Blk	Stl	Pts - Avg
2022-23 (OU)	15-17	32-24	909	94-200	.470	29-71	.408	26-34	.765	6-81	87 - 2.7	68-1	96	69	6	24	243 - 7.6
2023-24 (OU)	20-12	32-32	1,015	114-291	.392	34-115	.296	25-37	.676	8-101	109 - 3.4	51-1	139	65	9	38	287 - 9.0
2024-25	3-1	4-4	100	14-30	.467	4-10	.400	3-3	1.000	2-16	18 - 4.5	6-1	25	7	1	6	35 - 8.8
UH Totals	3-1	4-4	100	14-30	.467	4-10	.400	3-3	1.000	2-16	18 - 4.5	6-1	25	7	1	6	35 - 8.8
OU Totals	35-29	64-56	1,924	208-491	.424	63-186	.339	51-71	.718	14-182	196 - 3.1	119-2	235	134	15	62	530 - 8.3
Totals	38-30	68-60	2,030	222-521	.426	67-196	.342	54-74	.730	16-198	214 - 3.1	125-3	262	141	16	68	565 - 8.3

UZAN's 2023-24 GAME-BY-GAME at OKLAHOMA (20-12 • 8-10 Big 12)

Opponent	Date	GS	Min	FG-A	3FG-A	FT-A	Off-Def	Tot	PF	A	TO	Blk	Stl	Pts
CENTRAL MICHIGAN	11/6/23	*	30:31	2-6	1-2	1-2	0-2	2	2	4	4	1	0	6
MISSISSIPPI VALLEY STATE	11/10/23	*	26:59	3-10	1-5	0-0	0-3	3	0	3	1	0	1	7
TEXAS STATE	11/14/23	*	24:10	3-6	1-3	1-2	0-4	4	0	5	2	0	1	8
UT RIO GRANDE VALLEY	11/17/23	*	29:03	3-15	0-5	2-2	0-2	2	3	2	4	0	3	8
vs. Iowa	11/23/23	*	32:17	2-7	0-3	0-0	0-5	5	3	9	0	0	0	4
vs. USC	11/24/23	*	30:50	4-11	2-5	0-0	0-4	4	0	4	1	0	1	10
ARKANSAS-PINE BLUFF	11/30/23	*	29:51	3-8	3-7	0-0	0-2	2	2	8	1	2	1	9
PROVIDENCE	12/5/23	*	34:05	8-12	0-0	1-1	2-10	12	1	0	1	1	4	17
vs. Arkansas	12/9/23	*	32:53	4-10	1-4	2-2	0-2	2	2	2	3	0	3	11
GREEN BAY	12/16/23	*	24:23	2-7	0-3	0-0	0-3	3	0	4	3	0	3	4
vs. #11/13 North Carolina	12/20/23	*	32:17	4-8	1-3	1-4	1-4	5	0	2	2	1	0	10
CENTRAL ARKANSAS	12/28/23	*	29:28	1-4	0-1	1-2	0-3	3	1	2	0	0	3	3
MONMOUTH	12/31/23	*	29:28	3-6	2-5	2-2	0-1	1	3	8	1	0	1	10
rv/rv IOWA STATE	1/6/24	*	31:05	5-9	2-5	0-0	0-4	4	1	5	3	0	0	12
* at rv/rv TCU	1/10/24	*	36:10	6-12	1-3	0-0	0-7	7	1	10	1	1	0	13
* at #3/3 Kansas	1/13/24	*	31:52	6-13	2-5	1-1	0-1	1	1	3	1	0	0	15
* WEST VIRGINIA	1/17/24	*	35:43	3-7	1-4	1-2	0-4	4	1	5	2	0	0	8
* at Cincinnati	1/20/24	*	29:10	1-6	0-1	0-0	1-3	4	4	3	2	0	1	2
* rv/rv TEXAS	1/23/24	*	29:45	4-12	1-3	0-0	0-1	1	2	4	1	0	4	9
* #20/21 TEXAS TECH	1/27/24	*	30:14	5-14	2-5	1-2	1-1	2	4	5	0	0	0	13
* at Kansas State	1/30/24	*	35:30	0-4	0-2	2-2	0-4	4	0	8	2	0	2	2
* at UCF	2/3/24	*	30:16	2-8	1-3	0-0	0-2	2	3	2	4	0	0	5
* #21/19 BYU	2/6/24	*	33:36	6-12	2-6	2-2	0-5	5	1	4	1	0	0	16
* OKLAHOMA STATE	2/10/24	*	33:41	3-5	1-2	1-2	0-4	4	0	6	3	0	0	8
* at #12/13 Baylor	2/13/24	*	30:43	4-8	1-4	0-0	0-2	2	3	4	5	0	0	9
* #6/7 KANSAS	2/17/24	*	35:40	3-12	2-4	3-4	0-5	5	1	4	1	0	2	11
* at Oklahoma State	2/24/24	*	40:21	6-15	1-7	1-1	0-2	2	1	2	2	0	1	14
* at #8/6 Iowa State	2/28/24	*	34:39	3-9	2-3	0-0	0-4	4	2	3	5	2	1	8
* #1/1 HOUSTON	3/2/24	*	34:52	3-6	0-1	0-0	1-2	3	1	4	0	1	1	6
* CINCINNATI	3/5/24	*	24:04	1-10	0-2	0-0	1-1	2	5	3	4	0	1	2
* at Texas	3/9/24	*	32:42	5-10	1-5	1-1	1-2	3	1	7	1	0	1	12
vs. TCU	3/13/24	*	37:43	6-9	2-4	1-3	0-2	2	2	4	4	0	3	15

UZAN's 2022-23 GAME-BY-GAME at OKLAHOMA (15-17 • 5-13 Big 12)

Opponent	Date	GS	Min	FG-A	3FG-A	FT-A	Off-Def	Tot	PF	A	TO	Blk	Stl	Pts
SAM HOUSTON	11/7/22		19:51	1-1	0-0	2-2	0-0	0	3	1	4	1	1	4
ARKANSAS-PINE BLUFF	11/11/22		28:29	4-5	1-1	2-2	0-2	2	2	2	3	0	3	11
UNCW	11/15/22		17:51	1-1	0-0	0-0	0-1	1	3	5	0	0	0	2
SOUTH ALABAMA	11/18/22		15:00	1-1	1-1	0-0	0-0	0	1	0	0	0	0	3
vs. Nebraska	11/24/22		14:23	1-3	0-0	0-0	0-0	0	1	0	0	2	0	2
vs. Seton Hall	11/25/22		21:40	1-4	0-1	2-2	1-0	1	1	5	0	0	2	4
vs. Mississippi	11/27/22		18:20	1-2	0-0	0-0	0-3	3	0	1	1	1	1	2
at Villanova	12/3/22		15:57	0-1	0-1	0-0	0-1	1	1	2	0	0	0	0
KANSAS CITY	12/6/22	*	28:31	5-6	1-2	0-0	0-1	1	0	5	3	0	2	11
vs. #9/8 Arkansas	12/10/22	*	34:11	7-11	1-2	0-1	0-2	2	4	5	1	0	0	15
CENTRAL ARKANSAS	12/17/22	*	25:27	0-4	0-1	0-0	0-4	4	1	9	2	0	0	0
vs. Florida	12/20/22	*	33:18	3-7	0-1	0-0	0-9	9	1	5	3	0	1	6
* #6/6 TEXAS	12/31/22	*	32:14	2-4	1-2	0-0	0-2	2	2	5	3	0	0	5
* #25/25 IOWA STATE	1/4/23	*	31:48	2-6	0-2	0-0	2-2	4	0	4	4	0	2	4
* at -/rv Texas Tech	1/7/23	*	36:32	7-10	2-2	2-2	0-3	3	3	3	4	0	1	18
* at #2/2 Kansas	1/10/23	*	35:05	4-8	1-3	2-2	0-5	5	5	1	1	0	0	11
* WEST VIRGINIA	1/14/23	*	38:02	5-7	1-3	0-2	0-9	9	4	5	4	1	1	11
* at Oklahoma State	1/18/23	*	32:15	4-7	0-0	0-0	0-4	4	2	1	4	0	1	8
* #21/22 BAYLOR	1/21/23	*	27:59	2-5	1-3	0-0	1-1	2	2	4	2	0	1	5
* at #11/11 TCU	1/24/23	*	25:47	1-10	0-3	0-0	0-1	1	2	3	4	0	0	2
#2/2 ALABAMA	1/28/23	*	34:52	1-1	1-1	2-2	0-2	2	1	3	1	0	0	5
* OKLAHOMA STATE	2/1/23	*	27:36	4-10	1-5	2-2	0-4	4	3	1	1	0	0	11
* at rv - West Virginia	2/4/23	*	23:36	1-8	0-3	0-0	0-3	3	3	2	3	0	0	2
* at #14/12 Baylor	2/8/23	*	29:33	4-11	3-6	0-1	0-3	3	2	0	3	0	1	11
* #9/8 KANSAS	2/11/23	*	30:43	3-8	0-2	0-0	1-1	2	4	0	5	0	3	6
* #12/14 KANSAS STATE	2/14/23	*	26:57	5-8	3-5	0-0	0-1	1	4	2	1	0	0	13
* at #6/5 Texas	2/18/23	*	39:54	6-11	1-3	2-3	0-2	2	3	4	3	0	2	15
* TEXAS TECH	2/21/23	*	36:06	3-7	2-4	2-2	0-2	2	2	1	2	0	2	10
* at #23/21 Iowa State	2/25/23	*	34:30	2-6	2-3	1-2	0-1	1	1	7	3	0	0	7
* at #11/11 Kansas State	3/1/23	*	33:41	7-16	3-5	3-3	0-3	3	4	5	0	0	0	20
* #22/22 TCU	3/4/23	*	33:04	4-6	1-3	3-4	0-6	6	0	2	2	0	0	12
vs. Oklahoma State	3/8/23	*	32:57	2-5	2-3	1-2	1-3	4	3	3	2	1	0	7



#3 RAMON WALKER Jr.

Guard

6-5 • 215 • Senior-3L

Pearland, Texas (Shadow Creek HS)

Health

[@ramonwalkerjr](#) X [ramonwalker04](#)

CAREER HIGHS

Points

13, at Temple (1/2/22)

Field Goals Made

4, done five times; Most recently vs. Jackson State (11/4/24)

Field Goal Attempts

10, at Temple (1/2/22)

3-Point Field Goals Made

3, done three times; Most recently vs. Tulane (3/12/22)

3-Point Field Goal Attempts

6, vs. Tulane (2/2/22)
6, at Temple (1/2/22)

Free Throws Made

4, vs. UCF (1/20/24)

Free Throw Attempts

6, vs. Jackson State (12/9/23)

Rebounds

7, vs. Texas A&M-Corpus Christi (11/11/23)
7, vs. ULM (11/6/23)
7, vs. rv/rv SMU (2/27/22)

Offensive Rebounds

4, vs. ULM (11/6/23)

Defensive Rebounds

6, at Tulsa (1/15/22)

Assists

2, done six times; Most recently vs. UCF (1/20/24)

Steals

2, vs. Louisiana (11/13/24)
2, vs. Penn (12/30/23)
2, vs. Oklahoma State (12/18/21)

Blocked Shots

1, vs. Cincinnati (3/1/22)
1, at Wichita State (2/20/22)

Minutes Played

37:01, at Temple (1/2/22)

SENIOR (2024-25)

Posted seven points with two assists and two steals in charity exhibition win vs. #13/15 Texas A&M (10/27)... Made regular-season debut in win over Jackson State inside Fertitta Center... Finished with 10 points on 4-of-6 shooting and grabbed four rebounds against the Tigers (11/4)... Snared five rebounds and added a pair of steals in home win over Louisiana (11/13).

2024-25 GAME-by-GAME STATISTICS (3-1 • 0-0 Big 12)

Date	Opponent	GS	Min	FG-A	3FG-FGA	FT-FTA	OR-DR	Tot	PF	A	TO	Blk	Stl	Pts
11/4/24	JACKSON STATE		18:34	4-6	1-2	1-1	0-4	4	0	0	0	0	0	10
11/9/24	vs. #11/11 Auburn		1:57	0-0	0-0	0-0	0-0	0	1	0	0	0	0	0
11/13/24	LOUISIANA		16:26	1-2	0-1	0-0	2-3	5	0	0	0	0	2	2
11/22/24	rv/- HOFSTRA		14:35	1-2	1-1	0-0	0-3	3	1	0	1	1	0	3
11/26/24	vs. Alabama		---	---	---	---	---	---	---	---	---	---	---	---
11/27/24	vs. Notre Dame		---	---	---	---	---	---	---	---	---	---	---	---
11/30/24	vs. TBA		---	---	---	---	---	---	---	---	---	---	---	---
12/7/24	BUTLER		---	---	---	---	---	---	---	---	---	---	---	---
12/10/24	RICE		---	---	---	---	---	---	---	---	---	---	---	---
12/18/24	TOLEDO		---	---	---	---	---	---	---	---	---	---	---	---
12/21/24	TEXAS A&M-CORPUS CHRISTI		---	---	---	---	---	---	---	---	---	---	---	---
12/30/24	* at Oklahoma State		---	---	---	---	---	---	---	---	---	---	---	---
1/4/25	* BYU		---	---	---	---	---	---	---	---	---	---	---	---
1/6/25	* TCU		---	---	---	---	---	---	---	---	---	---	---	---
1/11/25	* at Kansas State		---	---	---	---	---	---	---	---	---	---	---	---
1/15/25	* WEST VIRGINIA		---	---	---	---	---	---	---	---	---	---	---	---
1/18/25	* at UCF		---	---	---	---	---	---	---	---	---	---	---	---
1/21/25	* UTAH		---	---	---	---	---	---	---	---	---	---	---	---
1/25/25	* at Kansas		---	---	---	---	---	---	---	---	---	---	---	---
1/29/25	* at West Virginia		---	---	---	---	---	---	---	---	---	---	---	---
2/1/25	* TEXAS TECH		---	---	---	---	---	---	---	---	---	---	---	---
2/4/25	* OKLAHOMA STATE		---	---	---	---	---	---	---	---	---	---	---	---
2/8/25	* at Colorado		---	---	---	---	---	---	---	---	---	---	---	---
2/10/25	* BAYLOR		---	---	---	---	---	---	---	---	---	---	---	---
2/15/25	* at Arizona		---	---	---	---	---	---	---	---	---	---	---	---
2/18/25	* at Arizona State		---	---	---	---	---	---	---	---	---	---	---	---
2/22/25	* IOWA STATE		---	---	---	---	---	---	---	---	---	---	---	---
2/24/25	* at Texas Tech		---	---	---	---	---	---	---	---	---	---	---	---
3/1/25	* CINCINNATI		---	---	---	---	---	---	---	---	---	---	---	---
3/13/25	* KANSAS		---	---	---	---	---	---	---	---	---	---	---	---
3/8/25	* at Baylor		---	---	---	---	---	---	---	---	---	---	---	---
TBA	TBA		---	---	---	---	---	---	---	---	---	---	---	---

CAREER STATISTICS

Year	W-L	GP-GS	MP	FG-FGA	Pct	3P-A	Pct	FT-FTA	Pct	Off-Def	Reb - Avg	PF-DQ	Ast	TO	Blk	Stl	Pts - Avg
2021-22	24-4	28-2	517	28-82	.341	17-62	.274	16-19	.842	22-53	75 - 2.7	46-0	14	15	3	10	89 - 3.2
2022-23	9-1	10-0	151	10-28	.357	4-15	.267	5-7	.714	7-18	25 - 2.5	16-1	4	6	0	2	29 - 2.9
2023-24	23-4	27-0	297	14-41	.341	7-23	.304	18-28	.643	29-49	78 - 2.9	30-0	9	8	0	9	53 - 2.0
2024-25	3-1	4-0	52	6-10	.600	2-4	.500	1-1	1.000	2-10	12 - 3.0	2-0	0	1	1	2	15 - 3.8
Totals	59-10	69-2	1,016	58-161	.360	30-104	.288	40-55	.727	60-130	190 - 2.8	94-1	27	30	4	23	186 - 2.7

WALKER Jr.'s 2023-24 GAME-BY-GAME (23-4 • 10-3 American)

Opponent	GS	Min	FG-A	3FG-A	FT-A	O-D-T	PF	A	TO	Blk	Stl	Pts
ULM	16:36	1-3	1-2	2-2	4-3-7	2	2	0	0	0	0	5
TEXAS&M&CORPUSCHRISTI	13:37	3-6	2-3	0-2	2-5-7	2	0	0	0	0	1	8
STETSON	13:48	1-1	0-0	0-0	1-2-3	3	1	1	0	0	0	2
vs. Towson	6:18	0-2	0-0	0-0	2-2-4	2	0	1	0	0	0	0
vs. Utah	DNP – Coach's Decision											
vs. Dayton	1:38	0-0	0-0	2-2	0-0-0	0	0	0	0	0	0	2
MONTANA	17:58	0-2	0-1	1-2	2-2-4	1	1	0	0	0	0	1
at Xavier	1:34	0-0	0-0	0-0	0-0-0	2	0	0	0	0	0	0
RICE	10:08	1-2	0-0	0-1	1-2-3	0	0	0	0	0	0	2
JACKSON STATE	8:51	0-0	0-0	3-6	1-1-2	1	0	1	0	1	3	3
vs. rv/rv Texas A&M	DNP – Coach's Decision											
TEXAS STATE	20:33	2-6	0-3	0-0	2-4-6	4	1	1	0	1	4	4
PENN	24:19	0-2	0-2	0-0	3-3-6	3	1	0	0	2	0	0
* WEST VIRGINIA	14:27	2-2	1-1	0-0	1-4-5	1	0	0	0	1	5	5
* at rv/rv Iowa State	5:28	0-0	0-0	0-0	0-1-1	0	0	1	0	0	0	0
* at rv/rv TCU	5:12	0-1	0-1	0-0	0-1-1	2	0	0	0	0	0	0
* #25/25 TEXAS TECH	10:06	1-4	1-3	0-0	3-1-4	0	0	0	0	0	0	3
* UCF	18:38	1-1	1-1	4-5	1-2-3	1	2	1	0	0	0	7
* at #21/19 BYU	6:36	0-0	0-0	0-0	0-1-1	0	0	0	0	0	0	0
* rv/rv KANSAS STATE	11:58	0-1	0-0	1-2	0-1-1	1	0	0	0	0	0	1
* at rv/rv Texas	4:12	0-0	0-0	0-0	0-1-1	1	0	0	0	0	0	0
* at #8/9 Kansas	3:38	0-1	0-1	0-0	0-0-0	0	0	0	0	0	0	0
* OKLAHOMA STATE	22:05	0-0	0-0	0-0	2-4-6	0	1	0	0	0	0	0
* at Cincinnati	3:57	0-0	0-0	0-0	0-1-1	0	0	0	0	0	0	0
* rv/- TEXAS	11:41	0-1	0-1	2-2	1-3-4	0	0	0	0	0	0	2
* #6/6 IOWA STATE	9:24	0-1	0-1	2-2	0-1-1	0	0	0	1	0	2	2
* at #11/11 Baylor	DNP – Injury											
* CINCINNATI	DNP – Injury											
* at rv/rv Oklahoma	DNP – Injury											
* at UCF	DNP – Injury											
* #14/15 KANSAS	DNP – Injury											
vs. (8) TCU	DNP – Injury											
vs. #25/23 (4) Texas Tech	DNP – Injury											
vs. #7/8 (2) Iowa State	DNP – Injury											
vs. (16) Longwood	14:04	0-1	0-0	1-2	2-0-2	3	0	0	0	2	2	2
vs. (9) Texas A&M	7:06	1-1	0-0	0-0	1-1-2	1	0	0	0	0	0	2
vs. #13/14 (4) Duke	13:16	1-3	1-3	0-0	0-3-3	0	0	1	0	0	0	3

WALKER Jr.'s 2022-23 GAME-BY-GAME (9-1 • 1-0 American)

Opponent	GS	Min	FG-A	3FG-A	FT-A	O-D-T	PF	A	TO	Blk	Stl	Pts
NORTHERN COLORADO	13:38	1-2	1-2	0-0	0-1-1	3	2	0	0	0	0	3
vs. Saint Joseph's	18:09	3-6	2-4	1-2	2-2-4	5	0	0	0	1	9	9
ORAL ROBERTS	20:20	0-1	0-1	0-0	2-4-6	1	0	2	0	0	0	0
TEXAS SOUTHERN	17:47	3-6	1-3	0-0	1-3-4	2	1	0	0	1	7	7
at rv/rv Oregon	7:18	0-0	0-0	2-3	0-0-0	0	0	0	0	0	0	2
KENT STATE	DNP – Illness											
NORFOLK STATE	DNP – Illness											
vs. -rv Saint Mary's (Calif.)	DNP – Coach's Decision											
NORTH FLORIDA	21:05	0-4	0-3	2-2	0-3-3	2	0	2	0	0	0	2
#8/10 ALABAMA	16:33	0-2	0-1	0-0	1-3-4	3	0	0	0	0	0	3
NORTH CAROLINA A&T	10:18	3-5	0-0	0-0	0-1-1	0	0	2	0	0	0	6
at #2/2 Virginia	DNP – Coach's Decision											
McNEESE	15:36	0-1	0-0	0-0	1-0-1	0	1	0	0	0	0	0
* at Tulsa	9:52	0-1	0-1	0-0	0-1-1	0	0	0	0	0	0	0

Sat out for the remainder of the season

WALKER Jr.'s 2021-22 GAME-BY-GAME (24-4 • 15-3 American)

Opponent	GS	Min	FG-A	3FG-A	FT-A	O-D-T	PF	A	TO	Blk	Stl	Pts
HOFSTRA	DNP – Coach's Decision											
RICE	DNP – Injury											
rv/#25 VIRGINIA	DNP – Injury											
vs. Butler	DNP – Injury											
vs. Wisconsin	DNP – Injury											
vs. rv/#23 Oregon	DNP – Injury											
NORTHWESTERN STATE	DNP – Injury											
BRYANT	DNP – Injury											
ALCORN STATE	DNP – Injury											
at #9/9 Alabama	DNP – Injury											
LOUISIANA	7:09	0-3	0-2	0-0	0-0-0	1	0	0	0	0	0	0
vs. Oklahoma State	17:25	0-0	0-0	3-4	0-1-1	1	0	1	0	2	3	3
TEXAS STATE	22:39	2-4	1-3	0-0	1-4-5	1	1	0	0	0	0	5
* CINCINNATI	Postponed											
* at Temple	* 37:01	4-10	3-6	2-2	1-2-3	0	0	1	0	1	13	13
* at South Florida	19:11	0-4	0-4	0-0	0-1-1	1	1	1	0	0	0	0
* WICHITA STATE	12:20	1-4	1-4	2-2	0-1-1	1	1	0	0	1	5	5
* at Tulsa	30:45	1-5	0-4	0-0	0-6-6	4	1	1	0	0	2	2
* SOUTH FLORIDA	* 22:27	1-7	0-5	0-0	2-3-5	3	2	0	0	0	2	2
* EAST CAROLINA	17:01	1-2	1-2	0-0	1-5-6	4	0	0	0	0	3	3
* at UCF	9:28	1-1	0-0	0-0	0-0-0	3	0	0	0	1	2	2
* TULANE	25:21	4-9	1-6	2-2	3-1-4	2	0	1	0	0	11	11
* at Cincinnati	20:33	0-2	0-2	0-0	0-1-1	1	1	0	0	0	0	0
* at -rv SMU	13:08	0-0	0-0	0-0	0-1-1	1	0	1	0	0	0	0
* MEMPHIS	11:04	0-1	0-1	0-0	1-0-1	0	0	0	0	0	0	0
* UCF	13:15	2-2	2-2	2-3	0-1-1	2	0	1	0	1	8	8
* at Wichita State	31:09	4-6	3-5	0-0	2-0-2	2	0	1	1	1	0	11
* at Tulane	20:02	1-4	1-4	0-0	1-4-5	1	2	0	0	0	3	3
* rv/rv SMU	22:10	0-1	0-1	0-1	2-5-7	3	0	0	0	0	0	0
* CINCINNATI	19:07	0-3	0-2	0-0	0-1-1	3	0	2	1	0	0	0
* TEMPLE	13:12	0-0	0-0	0-0	3-1-4	0	0	1	0	0	0	0
* at Memphis	12:52	0-1	0-1	0-0	1-2-3	2	1	2	0	1	0	0
vs. Cincinnati	13:06	0-0	0-0	3-3	0-1-1	2	1	0	0	0	3	3
vs. Tulane	23:19	4-7	3-4	0-0	1-5-6	1	1	1	0	1	11	11
vs. Memphis	19:40	0-2	0-2	0-0	1-0-1	0	0	1	0	0	0	0
vs. UAB	16:28	0-1	0-1	2-2	2-4-6	3	2	0	0	1	2	2
vs. #19/16 Illinois	11:55	0-0	0-0	0-0	0-0-0	1	0	0	0	0	0	0
vs. #2/2 Arizona	26:30	2-3	1-2	0-0	0-3-3	2	0	0	1	1	5	5
vs. #6/5 Villanova	8:45	0-0	0-0	0-0	0-0-0	1	0	0	0	0	0	0



#8 MYLIK WILSON

Guard

6-2 • 175 • r-Graduate-1L (RS '22-23)

Rayville, La.-Rayville HS (Texas Tech/Louisiana)

'24 UH graduate in Psychology

Post-baccalaureate work in Health in '24-25

m.w.13 mylikw13

CAREER HIGHS

Points

15, vs. Jackson State (11/4/24)
30, at Appalachian State (1/6/20)

Field Goals Made

7, vs. Jackson State (11/4/24)
10, at Appalachian State (1/6/20)

Field Goal Attempts

10, vs. Oklahoma State (2/6/24)
10, vs. UCF (1/20/24)
19, at Appalachian State (1/6/20)

3-Point Field Goals Made

2, vs. Hofstra (11/22/24)
5, at UT Arlington (1/16/21)
5, vs. South Alabama (1/2/20)

3-Point Field Goal Attempts

3, done four times; Most recently
vs. #25/23 (4) Texas Tech (3/15/24)
9, vs. South Alabama (1/7/20)

Free Throws Made

4, vs. (8) TCU (3/14/24)
4, vs. Penn (12/30/23)
7, at ULM (2/13/21)
7, at Arkansas State (12/18/19)

Free Throw Attempts

5, vs. (8) TCU (3/14/24)
10, at Arkansas State (12/18/19)

Rebounds

10, vs. #7/8 (2) Iowa State (3/16/24)
16, at UT Arlington (1/16/21)

Offensive Rebounds

3, at rv/rv Oklahoma (3/2/24)
3, vs. rv/- Texas (2/17/24)
3, at Cincinnati (2/10/24)
6, vs. LSU-Alexandria (12/8/20)

Defensive Rebounds

10, vs. #7/8 (2) Iowa State (3/16/24)
13, at UT Arlington (1/16/21)

Assists

5, vs. Jackson State (12/9/23)
8, vs. Coastal Carolina (3/3/20)

Steals

5, vs. Jackson State (12/9/23)
5, vs. New Orleans (12/15/20)
5, vs. Coastal Carolina (3/3/20)

Blocked Shots

3, vs. (8) TCU (3/14/24)
3, vs. Kansas State (2/28/22)
3, vs. ULM (2/11/21)

Minutes Played

31:34, vs. #25/23 (4) Texas Tech (3/15/24)
40, vs. South Alabama (3/6/21)
40, at Appalachian State (1/6/20)

Accomplished prior to Houston
2019-21 - Louisiana | 2021-22 Texas Tech

GRADUATE (2024-25)

Led all players with four assists and added five points, three rebounds and a pair of steals in charity exhibition win vs. #13/15 Texas A&M (10/27)...
Posted 15 points on 7-of-9 shooting and grabbed three rebounds with three assists and a pair of steals in season-opening win vs. Jackson State inside Fertitta Center (11/4).

2024-25 GAME-by-GAME STATISTICS (3-1 • 0-0 Big 12)

Date	Opponent	GS	Min	FG-A	3FG-FGA	FT-FTA	OR-DR	Tot	PF	A	TO	Blk	Stl	Pts
11/4/24	JACKSON STATE		20:50	7-9	1-1	0-0	1-2	3	1	3	0	0	2	15
11/9/24	vs. #11/11 Auburn		13:53	1-4	0-0	0-0	2-2	4	0	0	1	0	0	2
11/13/24	LOUISIANA		17:31	3-7	1-1	0-0	1-3	4	1	1	1	0	1	7
11/22/24	rv/- HOFSTRA		11:04	2-3	2-2	0-0	0-1	1	1	2	0	0	0	6
11/26/24	vs. Alabama		---	---	---	---	---	---	---	---	---	---	---	---
11/27/24	vs. Notre Dame		---	---	---	---	---	---	---	---	---	---	---	---
11/30/24	vs. TBA		---	---	---	---	---	---	---	---	---	---	---	---
12/7/24	BUTLER		---	---	---	---	---	---	---	---	---	---	---	---
12/10/24	RICE		---	---	---	---	---	---	---	---	---	---	---	---
12/18/24	TOLEDO		---	---	---	---	---	---	---	---	---	---	---	---
12/21/24	TEXAS A&M-CORPUS CHRISTI		---	---	---	---	---	---	---	---	---	---	---	---
12/30/24	* at Oklahoma State		---	---	---	---	---	---	---	---	---	---	---	---
1/4/25	* BYU		---	---	---	---	---	---	---	---	---	---	---	---
1/6/25	* TCU		---	---	---	---	---	---	---	---	---	---	---	---
1/11/25	* at Kansas State		---	---	---	---	---	---	---	---	---	---	---	---
1/15/25	* WEST VIRGINIA		---	---	---	---	---	---	---	---	---	---	---	---
1/18/25	* at UCF		---	---	---	---	---	---	---	---	---	---	---	---
1/21/25	* UTAH		---	---	---	---	---	---	---	---	---	---	---	---
1/25/25	* at Kansas		---	---	---	---	---	---	---	---	---	---	---	---
1/29/25	* at West Virginia		---	---	---	---	---	---	---	---	---	---	---	---
2/1/25	* TEXAS TECH		---	---	---	---	---	---	---	---	---	---	---	---
2/4/25	* OKLAHOMA STATE		---	---	---	---	---	---	---	---	---	---	---	---
2/8/25	* at Colorado		---	---	---	---	---	---	---	---	---	---	---	---
2/10/25	* BAYLOR		---	---	---	---	---	---	---	---	---	---	---	---
2/15/25	* at Arizona		---	---	---	---	---	---	---	---	---	---	---	---
2/18/25	* at Arizona State		---	---	---	---	---	---	---	---	---	---	---	---
2/22/25	* IOWA STATE		---	---	---	---	---	---	---	---	---	---	---	---
2/24/25	* at Texas Tech		---	---	---	---	---	---	---	---	---	---	---	---
3/1/25	* CINCINNATI		---	---	---	---	---	---	---	---	---	---	---	---
3/13/25	* KANSAS		---	---	---	---	---	---	---	---	---	---	---	---
3/8/25	* at Baylor		---	---	---	---	---	---	---	---	---	---	---	---
TBA	TBA		---	---	---	---	---	---	---	---	---	---	---	---

CAREER STATISTICS

Year	W-L	GP-GS	MP	FG-FGA	Pct	3P-A	Pct	FT-FTA	Pct	Off-Def	Reb - Avg	PF-DQ	Ast	TO	Blk	Stl	Pts - Avg
2019-20 (at UL)	14-15	29-24	991	128-270	.474	7-21	.333	48-68	.706	34-132	166 - 5.7	79-0	85	82	18	68	333 - 11.5
2020-21 (at UL)	17-9	26-26	877	132-301	.439	13-53	.245	59-81	.728	32-111	143 - 5.5	66-1	83	56	25	52	336 12.9
2021-22 (at TTU)	24-8	32-5	487	31-71	.437	2-12	.167	17-27	.630	9-45	54 - 1.7	26-0	53	27	17	38	81 - 2.5
2022-23	0-0																
2023-24	31-5	36-0	574	65-147	.442	7-29	.241	22-37	.595	35-92	127 - 3.5	46-0	29	25	14	33	159 - 4.4
2024-25	3-1	4-0	63	13-23	.565	4-4	1.000	0-0	.000	3-8	11 - 2.8	3-0	6	2	0	3	30 - 7.5
UH Totals	34-6	40-0	637	78-170	.459	11-33	.333	22-37	.595	38-100	138 - 3.5	49-0	35	27	14	36	189 - 4.7
UL Totals	31-24	55-50	1,868	260-571	.455	20-74	.270	107-149	.718	66-243	309 - 5.6	145-1	168	138	43	120	669 - 12.2
TTU Totals	24-8	32-5	487	31-71	.437	2-12	.167	17-27	.630	9-45	54 - 1.7	26-0	53	27	17	38	81 - 2.5
Totals	89-38	127-55	2,989	369-812	.454	55-179	.307	146-213	.685	113-388	501 - 3.9	220-1	256	192	74	194	939 - 7.4

THE LAST TIME...

Recorded 5 or fewer turnovers

UH: 4, vs. rv/- Hofstra (11/22/24) (W, 80-44)
Opp: 5, vs. (8) TCU, Big 12 Championship Quarterfinals (3/15/24) (W, 60-45)

Recorded 3 or fewer turnovers

UH: 3, at #8/9 Kansas (2/3/24) (L, 65-78)
Opp: NA

Recorded 2 or fewer turnovers

UH: 1, vs. UConn (2/1/15) (W, 70-68)
Opp: NA

Fouls

Recorded 36+ fouls

UH: 36, vs. Tulsa (2/16/13) (L, 92-101)
Opp: NA

Recorded 35+ fouls

UH: 35, vs. Wyoming, Global Sports Classic Third/Championship Rounds (12/22/15) (W, 94-89 2OT)
Opp: NA

Recorded 30+ fouls

UH: 33, at USF (1/19/19) (W, 69-60)
Opp: 30, vs. UConn (1/23/20) (W, 63-59)

Recorded 25+ fouls

UH: 28, vs. (9) Texas A&M, NCAA Tournament South Region Round of 32, (3/24/24) (W, 100-95, OT)
Opp: 24, vs. (9) Texas A&M, NCAA Tournament South Region Round of 32, (3/24/24) (W, 100-95, OT)

Recorded 20+ fouls

UH: 20, vs. #11/11 Auburn, Mattress Firm Battleground 2k24 (11/9/24) (L, 69-74)
Opp: 21, vs. Louisiana (11/13/24) (W, 91-45)

Recorded 15+ fouls

UH: 20, vs. #11/11 Auburn, Mattress Firm Battleground 2k24 (11/9/24) (L, 69-74)
Opp: 15, vs. rv/- Hofstra (11/22/24) (W, 80-44)

Recorded 12 or fewer fouls

UH: 12, vs. rv/- Hofstra (11/22/24) (W, 80-44)
Opp: 11, vs. #7/8 (2) Iowa State, Phillips 66 Big 12 Championship Title Game (3/16/24) (L, 41-69)

Recorded 10 or fewer fouls

UH: 10, vs. Dayton, Shriners Childrens Charleston Classic Title Game (11/19/23) (W, 69-55)
Opp: 10, at #8/9 Kansas (2/3/24) (L, 65-78)

Recorded 8 or fewer fouls

UH: 4, vs. McNeese (12/21/22) (W, 83-44)
Opp: 8, vs. Our Lady of the Lake (2/6/21) (W, 112-46)

Recorded 7 or fewer fouls

UH: 4, vs. McNeese (12/21/22) (W, 83-44)
Opp: 6, at UCF (2/15/15) (L, 54-56)

Recorded 6 or fewer fouls

UH: 4, vs. McNeese (12/21/22) (W, 83-44)
Opp: 6, at UCF (2/15/15) (L, 54-56)

A PLAYER...

Triple-Doubles

Recorded a triple-double

UH: DeJon Jarreau (15 pts., 10 rebs., 10 asts.), vs. Tulane, American Championship Quarterfinals (3/12/21) (W, 77-52)
Opp: Jalen James (12 pts., 13 rebs., 10 asts.), vs. San Jose State (12/7/13) (L, 68-72)

Double-Doubles

Recorded a points-rebounds double-double

UH: Jamal Shead (16 pts, 11 rebs), vs. rv/- Texas (2/17/24) (W, 82-61)
Opp: Chaney Johnson (11 pts, 10 rebs), vs. #11/11 Auburn, Mattress Firm Battleground 2k24 (11/9/24) (L, 69-74)

Recorded a points-assists double-double

UH: Jamal Shead (21pts, 10 asts), vs. (9) Texas A&M, NCAA Tournament South Region Round of 32, (3/24/24) (W, 100-95, OT)
Opp: Davion Mitchell (12 pts, 11 asts), vs. #3/3 Baylor, NCAA Tournament Final Four (4/4/21) (L, 59-78)

Had two players record a double-double

UH: Josh Carlton (23 pts, 11 rebs), Kyler Edwards (11 pts, 10 rebs), at Wichita State (2/20/22) (W, 76-74 2OT)
Opp: KJ Lawson, (28 pts, 16 rebs), Dedric Lawson (18 pts, 10 rebs), vs. Memphis (1/19/17) (L, 67-70 OT)

Had three players record a double-double

UH: J'Wan Roberts (10 pts, 11 rebs), Kiyron Powell (11 pts, 13 rebs), Jamal Shead (20 pts, 11 asts), vs. Our Lady of the Lake (2/6/21) (W, 112-46)
Opp: NA

Recorded four straight double-doubles

UH: TaShawn Thomas (24 pts, 17 rebs, at George Mason, CBI Quarterfinals; 15 pts., 10 rebs., vs. Texas, CBI First Round, 3/20/13; 15 pts., 11 rebs., vs. UTEP, C-USA Championship Quarterfinals, 3/14/13; 16 pts, 10 rebs., vs. Rice, C-USA Championship First Round, 3/13/13)

Recorded three straight double-doubles

UH: Devonta Pollard (17 pts, 10 rebs), vs. Houston Baptist (12/16/14) (W, 83-76); (22 pts, 10 rebs), vs. Abilene Christian (12/6/14) (W, 71-59); (10 pts., 10 rebs.), vs. UT Rio Grande Valley (12/4/14) (W, 71-59)

Recorded consecutive double-doubles

UH: J'Wan Roberts (11 pts, 12 rebs), vs. Northern Kentucky, NCAA Tournament First Round (3/16/23) (W, 63-52) (12 pts, 20 rebs.), vs. Memphis, The American Championship Title Game (3/12/23) (L, 65-75)

Points Scored

Scored 60+ points

UH: 62, Elvin Hayes, vs. Valparaiso (2/24/68) (W, 158-81)
Opp: Has not happened

Scored 55+ points

UH: 62, Elvin Hayes, vs. Valparaiso (2/24/68) (W, 158-81)
Opp: Has not happened

Scored 50+ points

UH: 52, Robert McKiver, vs. Southern Miss (2/27/08)
Opp: 50, Ron Schlieman, North Dakota State (12/7/67)

Scored 45+ points

UH: 52, Robert McKiver, vs. Southern Miss (2/27/08)
Opp: 50, Ron Schlieman, vs. North Dakota State (12/7/67)

Scored 40+ points

UH: 52, Robert McKiver, vs. Southern Miss (2/27/08)
Opp: 42, Russ Smith, #5/5 Louisville, American Championship Semifinals (3/14/14) (L, 65-94)

Scored 35+ points

UH: 39, Rob Gray, vs. San Diego State, NCAA Tournament First Round, (3/16/18) (W, 67-65)
Opp: 42, Russ Smith, #5/5 Louisville, American Championship Semifinals (3/14/14) (L, 65-94)

Scored 30+ points

UH: 30, Emanuel Sharp, vs. (9) Texas A&M, NCAA Tournament South Region Round of 32, (3/24/24) (W, 100-95, OT)
Opp: 34, Wade Taylor IV, vs. rv/rv Texas A&M, The Halal Guys Showcase (12/16/23) (W, 70-66)

Scored 25+ points

UH: 25, LJ Cryer, at UCF (3/6/24) (W, 67-59)
Opp: 27, Tyrece Radford, vs. (9) Texas A&M, NCAA Tournament South Region Round of 32, (3/24/24) (W, 100-95, OT)

Scored 20+ points

UH: 30, Emanuel Sharp; 21, LJ Cryer; 20, Jamal Shead, vs. (9) Texas A&M, NCAA Tournament South Region Round of 32, (3/24/24) (W, 100-95, OT)
Opp: 21, Tahaad Pettiford; 20, Johni Broome, vs. #11/11 Auburn, Mattress Firm Battleground 2k24 (11/9/24) (L, 69-74)

Scored 20+ points in first half

UH: 20, Fabian White Jr., vs. Cincinnati (3/1/22) (W, 71-53)
Opp: 20, Kendrick Davis, vs. Memphis, The American Championship Title Game (3/12/23) (L, 65-75)

30-Point Game Streaks

Scored 30+ points in 3+ straight games
UH: 3, Aubrey Coleman (37, vs. Marshall, 1/30/10; 32, at Memphis, 1/23/10; 30, vs. UCF, 1/20/10)

Scored 30+ points in 2+ straight games

UH: 2, Damyean Dotson, 32, at Tulane (2/8/17) (W, 91-62); 31, vs. UCF (2/1/17) (W, 82-64)

20-Point Game Streaks

Scored 20+ points in 8+ straight games

UH: 11, Aubrey Coleman 29, at WKU (2/9/10) (W, 74-72) 22, vs. Southern Miss (2/6/10) (L, 55-57) 23, at UTEP (2/3/10) (L, 58-65) 37, vs. Marshall (1/30/10) (W, 81-66) 32, at Memphis (1/23/10) (L, 77-92) 30, vs. UCF (1/20/10) (L, 71-78) 25, at East Carolina (1/16/10) (W, 74-55) 22, vs. UTEP (1/13/10) (W, 75-65) 25, vs. Tulsa (1/9/10) (L, 80-86) 22, at Rice (1/6/10) (W, 83-66) 28, at Iowa State (1/3/10) (L, 75-82, 20T)

Scored 20+ points in 7+ straight games

UH: 11, Aubrey Coleman 29, at WKU (2/9/10) (W, 74-72) 22, vs. Southern Miss (2/6/10) (L, 55-57) 23, at UTEP (2/3/10) (L, 58-65) 37, vs. Marshall (1/30/10) (W, 81-66) 32, at Memphis (1/23/10) (L, 77-92) 30, vs. UCF (1/20/10) (L, 71-78) 25, at East Carolina (1/16/10) (W, 74-55) 22, vs. UTEP (1/13/10) (W, 75-65) 25, vs. Tulsa (1/9/10) (L, 80-86) 22, at Rice (1/6/10) (W, 83-66) 28, at Iowa State (1/3/10) (L, 75-82, 20T)

Scored 20+ points in 6+ straight games

UH: 6, Marcus Sasser 22, vs. Wichita State (3/2/23) (W, 83-66) 22, at East Carolina (2/25/23) (W, 76-57) 22, vs. Tulane (2/22/23) (W, 89-59) 20, vs. Memphis (2/19/23) (W, 72-64) 20, at SMU (2/16/23) (W, 80-65) 25, vs. Tulsa (2/8/23) (W, 80-42)

Scored 20+ points in 5+ straight games

UH: 6, Marcus Sasser 22, vs. Wichita State (3/2/23) (W, 83-66) 22, at East Carolina (2/25/23) (W, 76-57) 22, vs. Tulane (2/22/23) (W, 89-59) 20, vs. Memphis (2/19/23) (W, 72-64) 20, at SMU (2/16/23) (W, 80-65) 25, vs. Tulsa (2/8/23) (W, 80-42)

Scored 20+ points in 4+ straight games

UH: 5, Marcus Sasser 22, at East Carolina (2/25/23) (W, 76-57) 22, vs. Tulane (2/22/23) (W, 89-59) 20, vs. Memphis (2/19/23) (W, 72-64) 20, at SMU (2/16/23) (W, 80-65) 25, vs. Tulsa (2/8/23) (W, 80-42)

Scored 20+ points in 3+ straight games

UH: 3, LJ Cryer 25, at UCF (3/6/24) (W, 67-59) 23, at rv/rv Oklahoma (3/2/24) (W, 87-85) 22, vs. Cincinnati (2/27/24) (W, 67-59)

Scored 20+ points in 2+ straight games

UH: 3, LJ Cryer 25, at UCF (3/6/24) (W, 67-59) 23, at rv/rv Oklahoma (3/2/24) (W, 87-85) 22, vs. Cincinnati (2/27/24) (W, 67-59)

THE LAST TIME...

Recorded 10+ rebounds in 7+ straight games

UH: 9, Justin Gorham, 11, at ECU (2/3/21) (L, 73-82)
17, vs. SMU (1/31/21) (W, 70-48)
15, at Tulane (1/28/21) (W, 83-60)
10, at Temple (1/23/21) (W, 68-51)
11, vs. Tulsa (1/17/21) (W, 86-59)
10, vs. UCF (1/17/21) (W, 75-58)
11, vs. Tulane (1/9/21) (W, 71-50)
10, vs. Wichita State (1/6/21) (W, 70-63)
19, at rv/rv SMU (1/3/21) (W, 74-60)

Recorded 10+ rebounds in 6 straight games

UH: 9, Justin Gorham, 11, at ECU (2/3/21) (L, 73-82)
17, vs. SMU (1/31/21) (W, 70-48)
15, at Tulane (1/28/21) (W, 83-60)
10, at Temple (1/23/21) (W, 68-51)
11, vs. Tulsa (1/17/21) (W, 86-59)
10, vs. UCF (1/17/21) (W, 75-58)
11, vs. Tulane (1/9/21) (W, 71-50)
10, vs. Wichita State (1/6/21) (W, 70-63)
19, at rv/rv SMU (1/3/21) (W, 74-60)

Recorded 10+ rebounds in 5 straight games

UH: 9, Justin Gorham, 11, at ECU (2/3/21) (L, 73-82)
17, vs. SMU (1/31/21) (W, 70-48)
15, at Tulane (1/28/21) (W, 83-60)
10, at Temple (1/23/21) (W, 68-51)
11, vs. Tulsa (1/17/21) (W, 86-59)
10, vs. UCF (1/17/21) (W, 75-58)
11, vs. Tulane (1/9/21) (W, 71-50)
10, vs. Wichita State (1/6/21) (W, 70-63)
19, at rv/rv SMU (1/3/21) (W, 74-60)

Recorded 10+ rebounds in 4 straight games

UH: 9, Justin Gorham, 11, at ECU (2/3/21) (L, 73-82)
17, vs. SMU (1/31/21) (W, 70-48)
15, at Tulane (1/28/21) (W, 83-60)
10, at Temple (1/23/21) (W, 68-51)
11, vs. Tulsa (1/17/21) (W, 86-59)
10, vs. UCF (1/17/21) (W, 75-58)
11, vs. Tulane (1/9/21) (W, 71-50)
10, vs. Wichita State (1/6/21) (W, 70-63)
19, at rv/rv SMU (1/3/21) (W, 74-60)

Recorded 10+ rebounds in 3 straight games

UH: 3, J'Wan Roberts
12, vs. Memphis (2/19/23) (W, 72-64)
10, at SMU (2/16/23) (W, 80-65)
12, vs. Tulsa (2/8/23) (W, 80-42)

Recorded 10+ rebounds in 2 straight games

UH: 2, J'Wan Roberts
12, vs. Utah, Shriners Childrens Charleston Classic Semifinals (11/17/23) (W, 76-66)
11, vs. Towson, Shriners Childrens Charleston Classic First Round (11/16/23) (W, 65-49)

Had two players record 10+ rebounds in consecutive games

UH: Fabian White (12), Devin Davis (10), vs. UIW (11/25/17) (W, 97-58);
Nura Zanna (11), Devin Davis (10), vs. Wake Forest, Paradise Jam (11/19/17) (W, 78-73)

Had two players record 10+ rebounds

UH: 10, Jarace Walker, Emanuel Sharp, vs. SMU (1/5/23) (W, 83-57)
Opp: 11, Josh Carlton, 10, Jalen Adams, The American Championship Quarterfinals, vs. UConn (3/15/19) (W, 84-45)

Had three players record 10+ rebounds

UH: Devonta Pollard (13), LeRon Barnes (11);
Cavon Baker (10), vs. Morgan State (11/22/14) (W, 72-57)
Opp: NA

Scoring & Rebounding

Recorded 30+ pts/10+ rebs.

UH: Josh Carlton (30 pts., 11 rebs.), at South Florida (1/5/22) (W, 83-66)
Opp: Steven Pledger (31 pts., 10 rebs.) vs. Oklahoma (12/17/11) (L, 74-79) (played in Little Rock, Ark.)

Recorded 20+ pts/20+ rebs.

UH: TaShawn Thomas (21 pts., 20 rebs.), vs. Florida A&M (11/9/12)
Opp: Kurt Thomas, TCU (26 pts., 20 rebs.) (3/9/95)

Recorded 20+ pts/15+ rebs.

UH: Nate Hinton (20 pts., 16 rebs.), vs. UCF (1/3/20) (W, 78-63)
Opp: Tyrece Radford (27 pts., 15 rebs.), vs. (9) Texas A&M, NCAA Tournament South Region Round of 32, (3/24/24) (W, 100-95, OT)

Scoring & Assists

Recorded 25+ pts/10+ asts

UH: Jamal Shead (29 pts., 10 asts.), vs. #25/25 Texas Tech (1/17/24) (W, 77-54)
Opp: NA

Recorded 20+ pts/10+ asts

UH: Jamal Shead (21 pts., 10 asts.), vs. (9) Texas A&M, NCAA Tournament South Region Round of 32, (3/24/24) (W, 100-95, OT)
Opp: NA

3-Point Field Goals Made

Made 10+ 3-pointers

UH: 10, Cameron Tyson, vs. Our Lady of the Lake (2/6/21) (W, 112-46)
Opp: 11, by Dennis Scott, Georgia Tech (12/28/88)

Made 9+ 3-pointers

UH: 9, Cameron Tyson, at Tulane (1/28/21) (W, 83-60)
Opp: 11, by Dennis Scott, Georgia Tech (12/28/88)

Made 8+ 3-pointers

UH: 8, Quentin Grimes, vs. WKU (2/25/21) (W, 81-57)
Opp: 8, Gabe Madsen, vs. Utah, Shriners Childrens Charleston Classic Semifinals (11/17/23) (W, 76-66)

Made 7+ 3-pointers

UH: 7, Emanuel Sharp, vs. (9) Texas A&M, NCAA Tournament South Region Round of 32, (3/24/24) (W, 100-95, OT)
Opp: 8, Gabe Madsen, vs. Utah, Shriners Childrens Charleston Classic Semifinals (11/17/23) (W, 76-66)

Made 6+ 3-pointers

UH: 7, Emanuel Sharp, vs. (9) Texas A&M, NCAA Tournament South Region Round of 32, (3/24/24) (W, 100-95, OT)
Opp: 8, Gabe Madsen, vs. Utah, Shriners Childrens Charleston Classic Semifinals (11/17/23) (W, 76-66)

3-Point Field Goals Attempts

Attempted 15+ three-pointers

UH: 15, Kyler Edwards, at Tulsa (1/15/22) (W, 66-64)
Opp: 15, Gabe Madsen, vs. Utah, Shriners Childrens Charleston Classic Semifinals (11/17/23) (W, 76-66)

Attempted 11+ three-pointers

UH: 14, Emanuel Sharp, vs. (9) Texas A&M, NCAA Tournament South Region Round of 32, (3/24/24) (W, 100-95, OT)
Opp: 13, Wade Taylor IV, vs. (9) Texas A&M, NCAA Tournament South Region Round of 32, (3/24/24) (W, 100-95, OT)

Attempted 8-10 three-pointers

UH: 8, LJ Cryer, vs. rv/Hofstra (11/22/24) (W, 80-44)
Opp: 8, Tahaad Pettiford, vs. #11/11 Auburn, Mattress Firm Battleground 2k24 (11/9/24) (L, 69-74)

Attempted 7 three-pointers

UH: 7, Terrance Arceneaux, vs. rv/Hofstra (11/22/24) (W, 80-44)
Opp: 7, Johnny Furphy, vs. #14/15 Kansas (3/10/24) (W, 76-46)

Free Throws Made

Made 15+ free throws

UH: 17, Kelvin Lewis, at UTEP (1/14/09)
Opp: 16, Josh Adams, vs. Wyoming, Global Sports Classic Championship Round (12/22/15) (W, 94-89 2OT)

Made 10+ free throws

UH: 12, Jamal Shead, vs. #6/6 Iowa State (2/19/24) (W, 73-65)
Opp: 12, Javon Small, vs. Oklahoma State (2/6/24) (W, 79-63)

Free Throws Attempts

Attempted 20+ free throws

UH: 20, Alandise Harris, vs. Marshall (2/1/11) (L, 62-63)
Opp: 20, Jerryd Bayless, vs. Arizona (1/12/08) (L, 71-85)

Attempted 15+ free throws

UH: 15, Quentin Grimes, vs. South Carolina (12/5/20) (W, 77-67)
Opp: 19, Josh Adams, vs. Wyoming, Global Sports Classic Championship Round (12/22/15) (W, 94-89, 2OT)

Attempted 10+ free throws

UH: 10, Jamal Shead, vs. (9) Texas A&M, NCAA Tournament South Region Round of 32, (3/24/24) (W, 100-95, OT)
Opp: 11, Tyrece Radford, vs. (9) Texas A&M, NCAA Tournament South Region Round of 32, (3/24/24) (W, 100-95, OT)

Assists

Recorded 15+ assists

UH: 15, Randy Brown, vs. Fordham (3/17/88)
Opp: 17, by Sean Colson, Charlotte (2/8/97)

Recorded 10+ assists

UH: 10, Milos Uzan, vs. Jackson State (11/4/24) (W, 97-40)
Opp: 8, Jahvon Quinerly, at #9/9 Alabama (12/11/21) (L, 82-83)

Recorded 5+ assists

UH: 6, Milos Uzan, vs. rv/Hofstra (11/22/24) (W, 80-44)
Opp: 6, Tyrece Radford, vs. (9) Texas A&M, NCAA Tournament South Region Round of 32, (3/24/24) (W, 100-95, OT)

Blocked Shots

Recorded 15+ blocks

UH: 15, Hakeem Olajuwon, vs. Biscayne (12/3/83)
Opp: Has not happened

Recorded 10+ blocks

UH: 10, Bo Outlaw, vs. Texas A&M (2/17/93)
Opp: 10, by Gerrick Morris, South Florida (2/21/04)

Recorded 5+ blocks

UH: 5, Ja'Vier Francis, vs. Texas A&M-Corpus Christi (11/11/23) (W, 82-50)
Opp: 5, Johni Broome, vs. #11/11 Auburn, Mattress Firm Battleground 2k24 (11/9/24) (L, 69-74)

Steals

Recorded 10+ steals

UH: 11, Clyde Drexler, vs. Syracuse (12/11/82)
Opp: 10, by B.J. Tyler, Texas (1/29/94)

Recorded 5+ steals

UH: 5, Jamal Shead, vs. (8) TCU, Big 12 Championship Quarterfinals (3/15/24) (W, 60-45)
Opp: 5, Tyrece Elliott, vs. North Carolina A&T, Coaches vs. Racism HBCU Roundball Classic (12/13/22) (W, 74-46)

Turnovers

Recorded 11+ turnovers

UH: NA
Opp: 12, Dawan Robinson, vs. Rhode Island (12/27/05) (W, 67-41)

Recorded 10+ turnovers

UH: 10, Andre Owens, at UAB (2/22/03) (L, 52-80)
Opp: 10, Jeremy Wise, vs. Southern Miss (2/27/08) (W, 95-67)

Recorded 8+ turnovers

UH: 9, Jonathon Simmons, vs. Tulsa (1/4/12) (W, 70-69, OT)
Opp: 8, RayJ Dennis, at #11/11 Baylor (2/24/24) (W, 82-76 OT)

Recorded 5+ turnovers

UH: 5, Jamal Shead, vs. (9) Texas A&M, NCAA Tournament South Region Round of 32, (3/24/24) (W, 100-95, OT)
Opp: 5, Christian Wright, vs. Louisiana (11/13/24) (W, 91-45)

THE LAST TIME...

Minutes Played

Played every minute (regulation)

UH: 40:00, LJ Cryer, at rv/rv Oklahoma (3/2/24) (W, 87-85)

Opp: 40:00, Jared McCain, vs. #13/14 (4) Duke, NCAA Tournament South Region Sweet 16, (3/29/24) (W, 100-95, OT)

Two players played every minute (reg.)

UH: L.J. Rose, LeRon Barnes, at South Florida (2/17/15)(L, 67-69)

Opp: B.J. Tyson, Shawn Williams, vs. East Carolina (2/25/18) (W, 109-58)

Three players played every minute (reg.)

UH: 40, Dion Dowell, Richard Young, Robert Lee, vs. Creighton, Outrigger Hotels Rainbow Classic (12/22/06)

Opp: 40, by Brian Graham, Brian Swift, Bradley Mosley, vs. South Florida (2/21/04)

Played every minute (OT+)

UH: 45, LeRon Barnes, vs. UCF (1/6/15) (L, 78-79, OT)

Opp: 45, Zach Cooks, vs. Hofstra (11/9/21) (W, 83-75 OT)

Played every minute (20T+)

UH: 50, Rickie Winslow, Alvin Franklin, vs. Texas Tech (2/5/86)

Opp: 50, by Albert Thomas, Michael Strickland, vs. TCU, SWC Tournament (3/14/92)

Played every minute (30T+)

UH: 60, Clyde Drexler, at TCU (2/17/81)

Opp: 60, by Deckery Johnson, Warren Bridges, Darrell Browder, at TCU (2/17/81)

Played every minute (40T+)

UH: 60, Clyde Drexler, at TCU (2/17/81)

Opp: 60, by Deckery Johnson, Warren Bridges, Darrell Browder, at TCU (2/17/81)

Technical Fouls

Received a technical foul

UH: 2, Coach Kelvin Sampson, vs. Oklahoma State (2/6/24) (W, 79-63)

Damian Dunn, at UCF (3/6/24) (W, 67-59)

Opp: Jackson State bench, vs. Jackson State (11/4/24) (W, 97-40)

Wade Taylor IV, vs. Texas A&M, The Halal Guys Showcaase (12/16/23) (W, 70-66)

Fouls

Fouled out

UH: Milos Uzan, vs. #11/11 Auburn, Mattress Firm Battleground 2k24 (11/9/24) (L, 69-74)

Opp: Zeke Cook, Jeremiah Evans, vs. Louisiana (11/13/24) (W, 91-45)

Two players fouled out

UH: Ja'Vier Francis, Jamal Shead, LJ Cryer, Emanuel Sharp, vs. (9) Texas A&M, NCAA Tournament South Region Round of 32, (3/24/24) (W, 100-95, OT)

Opp: Zeke Cook, Jeremiah Evans, vs. Louisiana (11/13/24) (W, 91-45)

Three players fouled out

UH: Ja'Vier Francis, Jamal Shead, LJ Cryer, Emanuel Sharp, vs. (9) Texas A&M, NCAA Tournament South Region Round of 32, (3/24/24) (W, 100-95, OT)

Opp: Christian Vital, James Bouknight, Sidney Wilson, vs. UConn (1/23/20) (W, 63-59)

Four players fouled out

UH: Ja'Vier Francis, Jamal Shead, LJ Cryer, Emanuel Sharp, vs. (9) Texas A&M, NCAA Tournament South Region Round of 32, (3/24/24) (W, 100-95, OT)

Opp: NA

Ejections

Was ejected

UH: Coach Kelvin Sampson, vs. Oklahoma State (2/6/24) (W, 79-63)

Justin Gorham, at Wichita State (2/18/21) (L, 63-68)

Opp: Ken Evans, vs. Jackson State (12/9/23) (W, 89-55)

#7/7 HOUSTON 80, rv/- HOFSTRA 44
 Friday, Nov. 22, 2024 • Fertitta Center • Houston



Official Basketball Box Score - Final
Hofstra at Houston
 11/22/24 Fertitta Center, Houston, Texas
 2024-25 Men's Basketball

Game Time: 7:05 PM
 Game Duration: 1:42
 Attendance: 7,055

Officials: Chance Moore, Chris Pacci, Tommy Johnson

Hofstra - 44		Record: 4-2													Shooting By Period			
NO.	Name	Min	FG M-A	3P M-A	FT M-A	Rebounds OR DR TOT	Fouls PF FD	TP	AS	TO	ST	Blocks BS BA	+	-	1st FG%	1st 3PT%	1st FT%	
12	Michael Graham	15:24	2-3	0-0	0-0	1 3 4	3 0 4	0	0	0	0	0	0	-4	7-23	30.4%	4-13	30.8%
1	TJ Gadsden	27:36	1-3	1-2	1-2	0 4 4	0 1 4	0	1	0	0	0	0	-29	0-0	0%	0-0	0%
2	Jaquan Sanders	21:55	3-9	2-6	0-0	0 1 1	4 1 8	0	2	0	0	0	0	-19	9-29	31.0%	4-12	33.3%
5	Cruz Davis	33:22	6-12	3-6	3-3	0 1 1	2 4 18	4	3	0	0	0	1	-35	4-5	80%	8-25	32.0%
7	Jean Aranguren	24:52	0-5	0-3	0-0	0 3 3	1 1 0	1	4	2	0	0	0	-24	4-5	80%	4-5	80.0%
33	Silas Sunday	20:13	0-2	0-0	0-0	2 3 5	3 2 0	0	3	0	0	0	1	-39	16-52	30.8%	8-25	32.0%
0	KJian Robinson	25:10	3-10	1-3	0-0	0 3 3	0 1 7	1	1	1	0	0	2	-31	4-5	80.0%	4-5	80.0%
25	German Plotnikov	12:24	0-2	0-2	0-0	0 2 2	2 1 0	1	0	1	0	0	0	-7				
4	Joshua DeCady	04:23	0-1	0-0	0-0	0 1 1	0 0 0	0	0	0	0	0	0	7				
3	Khalil Farmer	11:16	1-4	1-3	0-0	0 1 1	0 0 3	0	0	0	0	0	1	-5				
24	Eric Parnell	03:25	0-1	0-0	0-0	1 1 2	0 1 0	0	0	0	0	1	0	6				
Team						3 2 5		0		1								
Totals		16:52	8:25	4:5	7 25 32	15 12 44	7	15	3	0	6	0	6	-36				

Dead Ball Rebounds: 1.0

Technical Fouls: NONE

Houston - 80		Record: 3-1													Shooting By Period			
NO.	Name	Min	FG M-A	3P M-A	FT M-A	Rebounds OR DR TOT	Fouls PF FD	TP	AS	TO	ST	Blocks BS BA	+	-	1st FG%	1st 3PT%	1st FT%	
5	Ja'Vier Francis	14:45	2-5	0-0	0-0	2 1 3	0 0 0	4	0	0	1	1	0	7	18-35	51.4%	6-13	46.2%
13	J'Wan Roberts	16:46	1-6	0-0	2-3	1 2 3	1 3 4	0	0	0	0	1	0	12	6-7	85.7%	0-0	0%
4	LJ Cayer	26:55	3-10	2-8	0-0	0 3 3	1 2 8	3	0	3	0	0	0	27	11-27	40.7%	3-9	33.3%
7	Milos Uzan	21:32	1-5	0-2	2-2	1 4 5	0 1 4	6	2	0	0	0	0	17	6-11	54.5%	4-9	44.4%
21	Emanuel Sharp	19:30	5-6	5-5	1-2	1 1 2	4 1 18	2	0	2	0	0	0	15	29-62	46.8%	12-24	50.0%
11	Joseph Tugler	16:48	6-6	2-2	3-5	3 1 4	1 3 17	4	0	0	0	1	0	31	10-16	62.5%	10-16	62.5%
23	Terrance Arceneaux	23:28	5-7	0-0	2-2	1 2 3	1 2 12	1	0	4	0	0	0	37				
25	Mercy Miller	22:45	2-8	0-3	0-2	1 8 9	2 3 4	2	0	0	0	0	0	29				
3	Ramon Walker Jr.	14:35	1-2	1-1	0-0	0 3 3	1 0 3	0	1	0	1	0	0	10				
8	Mylik Wilson	11:04	2-3	2-2	0-0	0 1 1	1 0 6	2	0	0	0	0	0	3				
2	Cedric Lath	08:27	1-3	0-0	0-0	0 0 0	0 0 2	0	0	0	0	1	0	-2				
0	Kordellus Jefferson	03:25	0-1	0-1	0-0	0 0 0	0 0 0	0	0	1	0	1	0	-6				
Team						0 3 3		0		0								
Totals		29:62	12:24	10:16	10 29 39	12 15 80	20	4	10	6	0	6	0	36				

Dead Ball Rebounds: 4.0

Technical Fouls: NONE

	HOF	HOU	Points from Turnovers	HOF	HOU	Period by Period Scoring		
						1st	2nd	TOT
Biggest lead	0 (1 st 20:00)	44 (2 nd 4:20)	5	17				
Best Scoring Run	9 (2 nd 0:17)	19 (1 st 0:32)	14	26				
Lead Changes	0		6	13	HOF	18	26	44
Times Tied	0		0	7	HOU	48	32	80
Time with Lead	00:00	39:43	10	44				

HOUSTON vs. ALABAMA
 Players Era Festival • First Day
 Tuesday, Nov. 26, 204 • MGM Grand Garden Arena • Las Vegas

HOUSTON vs. NOTRE DAME
 Players Era Festival • Second Day
 Wednesday, Nov. 27, 204 • MGM Grand Garden Arena • Las Vegas

HOUSTON vs. RUTGERS
 Players Era Festival • Final Day
 Saturday, Nov. 30, 204 • MGM Grand Garden Arena • Las Vegas



2024-25 Houston Men's Basketball
Combined Team Statistics
All games

Game Records

Record	Overall	Home	Away	Neutral
ALL GAMES	3-1	3-0	0-0	0-1
CONFERENCE	0-0	0-0	0-0	0-0
NON-CONFERENCE	3-1	3-0	0-0	0-1

Score by Periods

Team	1st	2nd	OT	TOT
Houston	184	153	0	337
Opponents	84	119	0	203

Team Box Score

No.	Player	Total			3-Point		F-Throw		Rebounds				PF DQ A TO BLK STL PTS AVG									
		GP-GS	MIN	AVG	FG-FGA	FG%	3FG-3FGA	3FG%	FT-FTA	FT%	OFF	DEF	TOT	AVG	PF	DQ	A	TO	BLK	STL	PTS	AVG
21	SHARP, Emanuel	4-4	93:07	23.3	14-27	.519	11-15	.733	8-10	.800	3	7	10	2.5	7	0	3	4	0	7	47	11.8
4	CRYER, LJ	4-4	89:41	22.4	15-38	.395	9-21	.429	6-7	.857	0	6	6	1.5	5	0	9	3	0	5	45	11.3
13	ROBERTS, J'Wan	4-4	90:44	22.7	16-31	.516	0-0	.000	9-11	.818	9	13	22	5.5	9	0	2	6	3	5	41	10.3
23	ARCENEUX, Terrance	4-0	75:55	19.0	13-30	.433	4-10	.400	8-10	.800	4	7	11	2.8	4	0	3	2	0	5	38	9.5
7	UZAN, Milos	4-4	99:48	25.0	14-30	.467	4-10	.400	3-3	1.000	2	16	18	4.5	6	1	25	7	1	6	35	8.8
11	TUGLER, Joseph	4-1	90:35	22.6	11-17	.647	3-4	.750	9-17	.529	14	9	23	5.8	10	0	5	2	7	4	34	8.5
25	MILLER, Mercy	3-0	57:48	19.3	9-23	.391	2-9	.222	3-6	.500	2	9	11	3.7	5	0	5	2	0	5	23	7.7
8	WILSON, Mylik	4-0	63:18	15.8	13-23	.565	4-4	1.000	0-0	.000	3	8	11	2.8	3	0	6	2	0	3	30	7.5
5	FRANCIS, Ja'Vier	3-3	36:15	12.1	6-11	.545	0-0	.000	5-6	.833	4	4	8	2.7	3	0	0	1	4	1	17	5.7
3	WALKER JR., Ramon	4-0	51:32	12.9	6-10	.600	2-4	.500	1-1	1.000	2	10	12	3.0	2	0	0	1	1	2	15	3.8
2	LATH, Cedric	3-0	34:49	11.6	4-9	.444	0-0	.000	0-1	.000	6	2	8	2.7	3	0	1	1	2	1	8	2.7
0	JEFFERSON, Kordelius	3-0	16:28	5.5	2-6	.333	0-3	.000	0-0	.000	0	2	2	0.7	2	0	0	1	1	0	4	1.3
Team											5	10	15					1				
Total		4	800		123-255	.482	39-80	.488	52-72	.722	54	103	157	39.3	59	1	59	33	19	44	337	84.3
Opponents		4	800		71-196	.362	25-92	.272	36-51	.706	30	88	118	29.5	71	2	36	71	12	16	203	50.8

Team Statistics

	UH	OPP
Scoring	337	203
Points per game	84.3	50.8
Scoring margin	+33.5	-
Field goals-att	123-255	71-196
Field goal pct	.482	.362
3 point fg-att	39-80	25-92
3-point FG pct	.488	.272
3-pt FG made per game	9.8	6.3
Free throws-att	52-72	36-51
Free throw pct	.722	.706
F-Throws made per game	13.0	9.0
Rebounds	157	118
Rebounds per game	39.3	29.5
Rebounding margin	+9.8	-
Assists	59	36
Assists per game	14.8	9.0
Turnovers	33	71
Turnovers per game	8.3	17.8
Turnover margin	+9.5	-
Assist/turnover ratio	1.8	0.5
Steals	44	16
Steals per game	11.0	4.0
Blocks	19	12
Blocks per game	4.8	3.0
Winning streak	2	-
Home win streak	3	-
Attendance	21105	0
Home games-Avg/Game	3-7035	0-0
Neutral site-Avg/Game	-	1-6901

Team Results

Date	Opponent		Score	Att.
11/04/2024	Jackson St.	W	97-40	7035
11/09/2024	vs Auburn	L	69-74	6901
11/13/2024	Louisiana	W	91-45	7035
11/22/2024	Hofstra	W	80-44	7035



2024-25 Houston Men's Basketball
Team High/Low Analysis
All games

Houston - Game Highs

POINTS	97	Jackson St. (11/04/2024)
	91	Louisiana (11/13/2024)
	80	Hofstra (11/22/2024)
	69	vs Auburn (N) (11/09/2024)
FIELD GOALS MADE	39	Jackson St. (11/04/2024)
	31	Louisiana (11/13/2024)
FIELD GOAL ATTEMPTS	68	Louisiana (11/13/2024)
	67	Jackson St. (11/04/2024)
FIELD GOAL PERCENTAGE	.582 (39-67)	Jackson St. (11/04/2024)
	.468 (29-62)	Hofstra (11/22/2024)
3 PT FG MADE	12	Hofstra (11/22/2024)
	12	Jackson St. (11/04/2024)
3 PT FG ATTEMPTS	24	Hofstra (11/22/2024)
	23	Louisiana (11/13/2024)
3 PT FG PERCENTAGE	.600 (12-20)	Jackson St. (11/04/2024)
	.500 (12-24)	Hofstra (11/22/2024)
FREE THROWS MADE	19	Louisiana (11/13/2024)
	16	vs Auburn (N) (11/09/2024)
FREE THROW ATTEMPTS	27	Louisiana (11/13/2024)
	22	vs Auburn (N) (11/09/2024)
FREE THROW PERCENTAGE	1.000 (7-7)	Jackson St. (11/04/2024)
	.727 (16-22)	vs Auburn (N) (11/09/2024)
REBOUNDS	46	Louisiana (11/13/2024)
	39	Hofstra (11/22/2024)
	39	Jackson St. (11/04/2024)
ASSISTS	20	Hofstra (11/22/2024)
	19	Jackson St. (11/04/2024)
STEALS	17	Louisiana (11/13/2024)
	12	Jackson St. (11/04/2024)
BLOCKED SHOTS	6	Hofstra (11/22/2024)
	6	Jackson St. (11/04/2024)
TURNOVERS	10	Louisiana (11/13/2024)
	10	vs Auburn (N) (11/09/2024)
FOULS	20	vs Auburn (N) (11/09/2024)
	14	Louisiana (11/13/2024)



2024-25 Houston Men's Basketball
Team High/Low Analysis
All games

Houston - Game Lows

POINTS	69	vs Auburn (N) (11/09/2024)
	80	Hofstra (11/22/2024)
	91	Louisiana (11/13/2024)
	97	Jackson St. (11/04/2024)
FIELD GOALS MADE	24	vs Auburn (N) (11/09/2024)
	29	Hofstra (11/22/2024)
FIELD GOAL ATTEMPTS	58	vs Auburn (N) (11/09/2024)
	62	Hofstra (11/22/2024)
FIELD GOAL PERCENTAGE	.414 (24-58)	vs Auburn (N) (11/09/2024)
	.456 (31-68)	Louisiana (11/13/2024)
3 PT FG MADE	5	vs Auburn (N) (11/09/2024)
	10	Louisiana (11/13/2024)
3 PT FG ATTEMPTS	13	vs Auburn (N) (11/09/2024)
	20	Jackson St. (11/04/2024)
3 PT FG PERCENTAGE	.385 (5-13)	vs Auburn (N) (11/09/2024)
	.435 (10-23)	Louisiana (11/13/2024)
FREE THROWS MADE	7	Jackson St. (11/04/2024)
	10	Hofstra (11/22/2024)
FREE THROW ATTEMPTS	7	Jackson St. (11/04/2024)
	16	Hofstra (11/22/2024)
FREE THROW PERCENTAGE	.625 (10-16)	Hofstra (11/22/2024)
	.704 (19-27)	Louisiana (11/13/2024)
REBOUNDS	33	vs Auburn (N) (11/09/2024)
	39	Hofstra (11/22/2024)
	39	Jackson St. (11/04/2024)
ASSISTS	7	vs Auburn (N) (11/09/2024)
	13	Louisiana (11/13/2024)
STEALS	5	vs Auburn (N) (11/09/2024)
	10	Hofstra (11/22/2024)
BLOCKED SHOTS	3	vs Auburn (N) (11/09/2024)
	4	Louisiana (11/13/2024)
TURNOVERS	4	Hofstra (11/22/2024)
	9	Jackson St. (11/04/2024)
FOULS	12	Hofstra (11/22/2024)
	13	Jackson St. (11/04/2024)



2024-25 Houston Men's Basketball
Team High/Low Analysis
All games

Opponent - Game Highs

POINTS	74	vs Auburn (N) (11/09/2024)
	45	Louisiana (11/13/2024)
	44	Hofstra (11/22/2024)
	40	Jackson St. (11/04/2024)
FIELD GOALS MADE	27	vs Auburn (N) (11/09/2024)
	16	Hofstra (11/22/2024)
FIELD GOAL ATTEMPTS	52	Hofstra (11/22/2024)
	51	vs Auburn (N) (11/09/2024)
FIELD GOAL PERCENTAGE	.529 (27-51)	vs Auburn (N) (11/09/2024)
	.326 (15-46)	Louisiana (11/13/2024)
3 PT FG MADE	8	Hofstra (11/22/2024)
	7	vs Auburn (N) (11/09/2024)
3 PT FG ATTEMPTS	25	Hofstra (11/22/2024)
	23	vs Auburn (N) (11/09/2024)
	23	Jackson St. (11/04/2024)
3 PT FG PERCENTAGE	.320 (8-25)	Hofstra (11/22/2024)
	.304 (7-23)	vs Auburn (N) (11/09/2024)
FREE THROWS MADE	13	vs Auburn (N) (11/09/2024)
	10	Jackson St. (11/04/2024)
FREE THROW ATTEMPTS	19	vs Auburn (N) (11/09/2024)
	15	Jackson St. (11/04/2024)
FREE THROW PERCENTAGE	.800 (4-5)	Hofstra (11/22/2024)
	.750 (9-12)	Louisiana (11/13/2024)
REBOUNDS	33	vs Auburn (N) (11/09/2024)
	32	Hofstra (11/22/2024)
ASSISTS	14	vs Auburn (N) (11/09/2024)
	8	Jackson St. (11/04/2024)
STEALS	6	vs Auburn (N) (11/09/2024)
	4	Louisiana (11/13/2024)
BLOCKED SHOTS	7	vs Auburn (N) (11/09/2024)
	3	Jackson St. (11/04/2024)
TURNOVERS	23	Louisiana (11/13/2024)
	21	Jackson St. (11/04/2024)
FOULS	21	Louisiana (11/13/2024)
	21	vs Auburn (N) (11/09/2024)



2024-25 Houston Men's Basketball
Team High/Low Analysis
All games

Opponent - Game Lows

POINTS	40	Jackson St. (11/04/2024)
	44	Hofstra (11/22/2024)
	45	Louisiana (11/13/2024)
	74	vs Auburn (N) (11/09/2024)
FIELD GOALS MADE	13	Jackson St. (11/04/2024)
	15	Louisiana (11/13/2024)
FIELD GOAL ATTEMPTS	46	Louisiana (11/13/2024)
	47	Jackson St. (11/04/2024)
FIELD GOAL PERCENTAGE	.277 (13-47)	Jackson St. (11/04/2024)
	.308 (16-52)	Hofstra (11/22/2024)
3 PT FG MADE	4	Jackson St. (11/04/2024)
	6	Louisiana (11/13/2024)
3 PT FG ATTEMPTS	21	Louisiana (11/13/2024)
	23	vs Auburn (N) (11/09/2024)
	23	Jackson St. (11/04/2024)
3 PT FG PERCENTAGE	.174 (4-23)	Jackson St. (11/04/2024)
	.286 (6-21)	Louisiana (11/13/2024)
FREE THROWS MADE	4	Hofstra (11/22/2024)
	9	Louisiana (11/13/2024)
FREE THROW ATTEMPTS	5	Hofstra (11/22/2024)
	12	Louisiana (11/13/2024)
FREE THROW PERCENTAGE	.667 (10-15)	Jackson St. (11/04/2024)
	.684 (13-19)	vs Auburn (N) (11/09/2024)
REBOUNDS	25	Jackson St. (11/04/2024)
	28	Louisiana (11/13/2024)
ASSISTS	7	Hofstra (11/22/2024)
	7	Louisiana (11/13/2024)
STEALS	3	Hofstra (11/22/2024)
	3	Jackson St. (11/04/2024)
BLOCKED SHOTS	0	Hofstra (11/22/2024)
	2	Louisiana (11/13/2024)
TURNOVERS	12	vs Auburn (N) (11/09/2024)
	15	Hofstra (11/22/2024)
FOULS	14	Jackson St. (11/04/2024)
	15	Hofstra (11/22/2024)



2024-25 Houston Men's Basketball
Player Highs Analysis
All games

Page 1/3
as of Nov 23, 2024

Houston - Individual Game Highs

POINTS	17	Joseph Tugler vs Hofstra (11/22/2024)
	16	Emanuel Sharp vs Hofstra (11/22/2024)
	16	LJ Cryer vs Jackson St. (11/04/2024)
	15	Mylik Wilson vs Jackson St. (11/04/2024)
	14	Terrance Arceneaux vs Louisiana (11/13/2024)
	14	J'Wan Roberts vs Jackson St. (11/04/2024)
FIELD GOALS MADE	7	Mylik Wilson vs Jackson St. (11/04/2024)
	6	Joseph Tugler vs Hofstra (11/22/2024)
	6	J'Wan Roberts vs Auburn (N) (11/09/2024)
	6	J'Wan Roberts vs Jackson St. (11/04/2024)
FIELD GOAL ATTEMPTS	14	Terrance Arceneaux vs Louisiana (11/13/2024)
	14	J'Wan Roberts vs Auburn (N) (11/09/2024)
	14	LJ Cryer vs Auburn (N) (11/09/2024)
FIELD GOAL PERCENTAGE (min 5 made)	1.000 (6-6)	Joseph Tugler vs Hofstra (11/22/2024)
	.833 (5-6)	Emanuel Sharp vs Hofstra (11/22/2024)
3 PT FG MADE	5	Emanuel Sharp vs Hofstra (11/22/2024)
	4	LJ Cryer vs Jackson St. (11/04/2024)
3 PT FG ATTEMPTS	8	LJ Cryer vs Hofstra (11/22/2024)
	8	Terrance Arceneaux vs Louisiana (11/13/2024)
3 PT FG PERCENTAGE (min 2 made)	1.000 (5-5)	Emanuel Sharp vs Hofstra (11/22/2024)
	1.000 (2-2)	Mylik Wilson vs Hofstra (11/22/2024)
	1.000 (2-2)	Joseph Tugler vs Hofstra (11/22/2024)
	1.000 (2-2)	Emanuel Sharp vs Louisiana (11/13/2024)
FREE THROWS MADE	6	Joseph Tugler vs Auburn (N) (11/09/2024)
	5	J'Wan Roberts vs Louisiana (11/13/2024)
FREE THROW ATTEMPTS	8	Joseph Tugler vs Auburn (N) (11/09/2024)
	5	Joseph Tugler vs Hofstra (11/22/2024)
	5	J'Wan Roberts vs Louisiana (11/13/2024)
FREE THROW PERCENTAGE (min 3 made)	1.000 (5-5)	J'Wan Roberts vs Louisiana (11/13/2024)
	1.000 (4-4)	Terrance Arceneaux vs Louisiana (11/13/2024)
	1.000 (4-4)	Emanuel Sharp vs Auburn (N) (11/09/2024)
	1.000 (4-4)	LJ Cryer vs Jackson St. (11/04/2024)
REBOUNDS	9	Mercy Miller vs Hofstra (11/22/2024)
	7	J'Wan Roberts vs Auburn (N) (11/09/2024)
	7	Joseph Tugler vs Auburn (N) (11/09/2024)
	7	Milos Uzan vs Jackson St. (11/04/2024)
	7	Joseph Tugler vs Jackson St. (11/04/2024)
ASSISTS	10	Milos Uzan vs Jackson St. (11/04/2024)
	6	Milos Uzan vs Hofstra (11/22/2024)
STEALS	4	Terrance Arceneaux vs Hofstra (11/22/2024)
	4	Emanuel Sharp vs Louisiana (11/13/2024)
	4	Mercy Miller vs Louisiana (11/13/2024)
	4	Milos Uzan vs Jackson St. (11/04/2024)
BLOCKED SHOTS	3	Ja'Vier Francis vs Louisiana (11/13/2024)
	3	Joseph Tugler vs Jackson St. (11/04/2024)
TURNOVERS	3	Milos Uzan vs Auburn (N) (11/09/2024)
	2	Milos Uzan vs Hofstra (11/22/2024)
	2	J'Wan Roberts vs Louisiana (11/13/2024)
	2	LJ Cryer vs Louisiana (11/13/2024)
	2	J'Wan Roberts vs Auburn (N) (11/09/2024)
	2	Emanuel Sharp vs Auburn (N) (11/09/2024)
	2	J'Wan Roberts vs Jackson St. (11/04/2024)
	2	Milos Uzan vs Jackson St. (11/04/2024)



2024-25 Houston Men's Basketball
Player Highs Analysis
All games

as of N

Houston - Individual Game Highs

FOULS	5	Milos Uzan vs Auburn (N) (11/09/2024)
	4	Emanuel Sharp vs Hofstra (11/22/2024)
	4	J'Wan Roberts vs Auburn (N) (11/09/2024)
	4	LJ Cryer vs Auburn (N) (11/09/2024)
	4	Joseph Tugler vs Auburn (N) (11/09/2024)



2024-25 Houston Men's Basketball
Player Highs Analysis
All games

Page 3/3
as of Nov 23, 2024

Opponent - Individual Game Highs

POINTS	21	Tahaad Pettiford vs Auburn (N) (11/09/2024)
	20	Johni Broome vs Auburn (N) (11/09/2024)
	18	Cruz Davis vs Hofstra (11/22/2024)
	14	Jalen Tatum vs Jackson St. (11/04/2024)
	11	Chaney Johnson vs Auburn (N) (11/09/2024)
FIELD GOALS MADE	10	Johni Broome vs Auburn (N) (11/09/2024)
	7	Tahaad Pettiford vs Auburn (N) (11/09/2024)
FIELD GOAL ATTEMPTS	15	Johni Broome vs Auburn (N) (11/09/2024)
	12	Cruz Davis vs Hofstra (11/22/2024)
	12	Tahaad Pettiford vs Auburn (N) (11/09/2024)
FIELD GOAL PERCENTAGE (min 5 made)	.667 (10-15)	Johni Broome vs Auburn (N) (11/09/2024)
	.583 (7-12)	Tahaad Pettiford vs Auburn (N) (11/09/2024)
3 PT FG MADE	5	Tahaad Pettiford vs Auburn (N) (11/09/2024)
	3	Cruz Davis vs Hofstra (11/22/2024)
3 PT FG ATTEMPTS	8	Tahaad Pettiford vs Auburn (N) (11/09/2024)
	6	Cruz Davis vs Hofstra (11/22/2024)
	6	Jaquan Sanders vs Hofstra (11/22/2024)
	6	Juan Reyna III vs Jackson St. (11/04/2024)
3 PT FG PERCENTAGE (min 2 made)	.625 (5-8)	Tahaad Pettiford vs Auburn (N) (11/09/2024)
	.500 (3-6)	Cruz Davis vs Hofstra (11/22/2024)
	.500 (2-4)	Chancellor White vs Louisiana (11/13/2024)
FREE THROWS MADE	5	Chaney Johnson vs Auburn (N) (11/09/2024)
	5	Jalen Tatum vs Jackson St. (11/04/2024)
FREE THROW ATTEMPTS	7	Chaney Johnson vs Auburn (N) (11/09/2024)
	7	Jalen Tatum vs Jackson St. (11/04/2024)
FREE THROW PERCENTAGE (min 3 made)	1.000 (4-4)	Christian Wright vs Louisiana (11/13/2024)
	1.000 (3-3)	Cruz Davis vs Hofstra (11/22/2024)
REBOUNDS	10	Chaney Johnson vs Auburn (N) (11/09/2024)
	9	Johni Broome vs Auburn (N) (11/09/2024)
	4	Cruz Davis vs Hofstra (11/22/2024)
ASSISTS	3	Christian Wright vs Louisiana (11/13/2024)
	3	Johni Broome vs Auburn (N) (11/09/2024)
	3	Chaney Johnson vs Auburn (N) (11/09/2024)
	3	Denver Jones vs Auburn (N) (11/09/2024)
	3	Tahaad Pettiford vs Auburn (N) (11/09/2024)
	3	Jalen Tatum vs Jackson St. (11/04/2024)
STEALS	2	Jean Aranguren vs Hofstra (11/22/2024)
	2	Kyndall Davis vs Louisiana (11/13/2024)
	2	Johni Broome vs Auburn (N) (11/09/2024)
BLOCKED SHOTS	5	Johni Broome vs Auburn (N) (11/09/2024)
	1	Kyran Ratiff vs Louisiana (11/13/2024)
	1	Jeremiah Evans vs Louisiana (11/13/2024)
	1	Chris Moore vs Auburn (N) (11/09/2024)
	1	Chaney Johnson vs Auburn (N) (11/09/2024)
	1	Romelle Mansel vs Jackson St. (11/04/2024)
	1	Jayme Mitchell Jr. vs Jackson St. (11/04/2024)
	1	Dylan Canoville vs Jackson St. (11/04/2024)
TURNOVERS	5	Christian Wright vs Louisiana (11/13/2024)
	4	Jean Aranguren vs Hofstra (11/22/2024)
	4	Johni Broome vs Auburn (N) (11/09/2024)
	4	Shannon Grant vs Jackson St. (11/04/2024)
	4	Dorian McMillian vs Jackson St. (11/04/2024)
	4	Jalen Tatum vs Jackson St. (11/04/2024)