



GAME NOTES

vs. Notre Dame



Game 10 • Saturday, Nov. 23 • 7:00 PM • Bronx, N.Y. • Yankee Stadium • NBC/Peacock

BLACK KNIGHTS ON THE AIR

TELEVISION: NBC/Peacock
Play-By-Play: Noah Eagle
Analyst: Todd Blackledge
Sideline: Kathryn Tappen



RADIO: ARMY SPORTS NETWORK (Varsity Sports App)
Play-By-Play: Rich DeMarco
Analyst: Dean Darling
Sideline: Tony Morino
Program Host: Joe Beckerle
Tailgate Show Host: Joe Beckerle

#18 ARMY CLASHES WITH #6 NOTRE DAME AT YANKEE STADIUM

#18 (AP) Army (9-0, 7-0) comes into the contest off an idle week, clinching a berth into the AAC Championship game vs. Tulane, when Tulane defeated Navy this past Saturday.

In Army's last game, the Black Knights defeated North Texas, 14-3 to keep the nation's longest active win streak of 13 games alive. QB Bryson Daily rushed for 153 yards and two rushing touchdowns on 36 carries (4.2 avg.)

#6 (AP) Notre Dame (9-1) defeated Virginia last week, 35-14, behind RB Jeremiah Love's 137 rushing yards and two touchdowns. The Fighting Irish have rattled off eight straight wins since an early season setback to Northern Illinois.

Notre Dame leads the all-time series, 39-8-4. This is the 24th time Army and Notre Dame have played at Yankee Stadium. Army and Notre Dame have met at the home of the Yankees 23 times before, including 22 times at the original Yankee Stadium (1925-29, '31-46, '69) and once at the current Yankee Stadium. The most recent contest in 2010 also marked the first college football game played at the current Stadium, which opened its doors in 2009.



2024 STATS



9-0	Record	9-1
35.2	Points/Gm	38.0
10.3	Points/Gm allowed	11.4
334.9	Rush Yds/Gm	216.7
85.0	Pass Yds/Gm	199.0
419.9	Total Off/Gm	415.7
273.9	Total Def/Gm	277.1

INDIVIDUAL LEADERS (2024)

Daily, 644	Passing	Leonard, 1,789
Daily, 1,062	Rushing	Love, 720
Reynolds, 325	Receiving	Collins, 390
Thomas, 59.0	Tackles	Kiser, 52.0

2024 SCHEDULE/RESULTS

Game 1	Lehigh Friday, Aug. 30 6:00 ET W, 42-7	Game 8	Air Force Saturday, Nov. 2 Noon ET W, 20-3
Game 2	at FAU Saturday, Sept. 7 Noon ET W, 24-7	Game 9	at North Texas Saturday, Nov. 9 3:30 ET W, 14-3
Game 3	Rice Saturday, Sept. 21 Noon ET W, 37-14	Game 10	Notre Dame Saturday, Nov. 23 7:00 ET NBC/Peacock
Game 4	at Temple Thursday, Sept. 26 7:30 ET W, 42-14	Game 11	UTSA Saturday, Nov. 30 Noon ET CBS5N
Game 5	at Tulsa Saturday, Oct. 5 12:00 ET W, 49-7	AAC Champ Game 12	AAC Championship Tulane (location TBD) Friday, Dec. 6 8:00 ET ABC
Game 6	UAB Saturday, Oct. 12 Noon ET W, 44-10	Game 13	navy Saturday, Dec. 14 3:00 ET CBS
Game 7	East Carolina Saturday, Oct. 19 Noon ET W, 45-28		

1ST AND 10

- Army is ranked #18 in the AP Poll and #17 in the Coaches Poll (Nov. 17, 2024).
- Army's ranking of #18 in the AP Poll is the highest for Army since being 10th in October of 1962.
- Army extended its winning streak to 13 games - the longest active streak nationally - with its 14-3 victory at North Texas (11/9). It is Army's longest winning streak since between the 1949-1950 seasons.
- Army is one of three unbeaten teams in FBS (along with Indiana and Oregon), Army the only to win every game by double digits.
- Army clinched a berth into the AAC championship game when Tulane defeated Navy this past Saturday. Army and Tulane will face off in the title game on Friday, Dec. 6 with the first seed and right to host the game still to be decided.
- The matchup between Army and Notre Dame is the first for Army in which both teams entered ranked since 9/26/2020, when No. 22-ranked Army lost to No. 14 Cincinnati, 24-10. Prior to that contest, the last time that Army played in a contest where both teams were ranked was in 1996 when 9-0 and No. 22-ranked Army fell to #19 Syracuse, 42-17.
- Army's last victory vs. an Top-10 AP-ranked team was in 1963, defeating #9 Penn State, 10-7. Army's last win over a AP-ranked team #6 or better was in 1962, defeating #3 Penn State, 9-6.
- Army's defense has not allowed a touchdown to opponents in two consecutive games (Air Force & North Texas) for the first time since 1984.
- Army is averaging 334.9 rushing yards per game, tops in the nation, the only team rushing for more than 275.0 yards per game.
- QB Bryson Daily's 21 rushing touchdowns are T-2nd most in the country, only five behind Boise State's Ashton Jeanty (26).
- Daily (21) and RB Kanye Udoh (9) have combined for 30 rushing touchdowns with three regular season games still to go. If they combine for 9 more TDs, there have only been 10 duos in college football that have combined for at least 39 touchdowns since 1956.
- LB Kalib Fortner was the Week 11 AAC Defensive Player of the Week, finishing the game with eight tackles including two tackles for loss at North Texas.

WEARING THE HEADSETS



Jeff Monken **Coach** Marcus Freeman
 Millikin **Alma Mater** Ohio State
 79-55 (11th) **Record with Team** (4th) 28-9
 115-71 (15th). **Career Record** (4th) 28-9
 0-1 **Career Record vs. Opponent** 0-0
 0-0 **Career Record vs. Coach** 0-0
 4-1 **Bowl Record w/current school** 2-1



ARMY FOOTBALL COMMUNICATIONS



ERIC SZCZEPINSKI

Assistant Athletics Director
Athletic Communications
eric.szczepinski@westpoint.edu

PRIMARY FOOTBALL CONTACT



CONOR MCCORRY

Senior Assistant Director
Athletic Communications
conor.mccorry@westpoint.edu

SECONDARY FOOTBALL CONTACT



REAGAN BEDNAR

Assistant Director
Athletic Communications
reagan.bednar@westpoint.edu

FOOTBALL CREDENTIAL CONTACT

ARMY MEDIA CENTER

Located on the top banner of the football page on Army's official athletics side -- goarmywestpoint.com/sports/football.

Inside the Army Football media center you will be able to find Army's game notes, opponent game notes, the official flip card, game recap, post game notes, quotes, and interviews.

COLLEGEPRESSBOX.COM

Collegepressbox is the official media website for Division I football. Access and download game notes, quotes, statistics, media guides, headshots, logos and more for all FBS schools, conferences, postseason games, awards and the College Football Playoff. For access, please register for an account at collegepressbox.com/register.



MEDIA SCHEDULE -- WEEK 13 VS. NOTRE DAME

MONDAY, Nov. 18 –
OFF DAY – NO MEDIA AVAILABILITY

TUESDAY, Nov. 19 – Howze Practice Field
12:00pm – Head Coach Jeff Monken Press Conference (Nowak Auditorium/Zoom)
4:30-6:50pm – Practice (open to media)
POST PRACTICE (6:50pm) – Offensive Coordinator Cody Worley and select players available

WEDNESDAY, Nov. 20 – Howze Practice Field
5:00-7:35pm – Practice (open to media)
POST PRACTICE (7:35pm) – Defensive Coordinator Nate Woody and select players available

THURSDAY, Nov. 21 –
NO MEDIA AVAILABILITY

FRIDAY, NOV. 22 -
NO MEDIA AVAILABILITY

SATURDAY, NOV. 23 –
7:00pm ET -- Army vs. Notre Dame
Postgame media to follow in-person and on the Zoom link

THIS WEEK IN ARMY FOOTBALL SHOW

Head coach Jeff Monken will join the Army Sports Network's Rich DeMarco every week during the season to discuss everything Army football. All 12 shows are scheduled to begin at 7:30 p.m. A majority of the shows will be on Thursday evenings, but four shows will take place on earlier weeknights due to Army's schedule (Wednesday, August 28, Tuesday, September 24, Tuesday, November 26 and Wednesday, December 11).

Fans are encouraged to watch via YouTube (Army West Point Athletics - @GoArmyWestPoint), Facebook Live, listen for free on The Varsity Network app or attend in person at the Firstie Club. Additionally, WLNA 1420-AM and WBNR 1260-AM will air the show.

This Week in Army Football Dates:

Tuesday, November 26th – UTSA game
Wednesday, December 4th – AAC Championship Game
Monday, December 9th - Navy game



COACHING STAFF (BOOTH/FIELD)

Head Coach: Jeff Monken (named 12/24/2013)

Defensive Coordinator.....	Nate Woody (Field)
Offensive Coordinator/Quarterbacks	Cody Worley (Booth)
Special Teams Coordinator	Sean Saturnio (Field)
Asst. HC/Outside Linebackers.....	John Loose (Field)
Asst. HC for Offense/Offensive Line	Mike Viti (Field)
Offensive Line	Matt Drinkall (Booth)
Defensive Line	Sean Cronin (Field)
Def. Pass Game Coordinator/Cornerbacks	Daryl Dixon (Booth)
Running Backs	Blake Powers (Field)
Slot Backs	Dane Romero (Field)
Tight Ends	Cheston Blackshear (Field)
Wide Receivers	Aaron Smith (Booth)
Safeties	Danny Verpaele (Field)
Inside Linebackers	Justin Weaver (Booth)
Offensive Quality Control	Ryan Starace (Field)
Defensive Quality Control.....	Collin Shank (Booth)
Special Teams Quality Control.....	Peyton Yanagi (Booth)
Head Strength & Conditioning	Conor Hughes (Field)

NEW COACHES/ROLES

Cody Worley -- Is in his fifth season on the Army staff, but in his first as Army's offensive coordinator. Worley will call the plays and sit upstairs in the coaches booth.

Cheston Blackshear -- Coaching Army's tight ends after spending the last two seasons on staff at Florida (2022-23).

Dane Romero -- Coaching Army's slot backs after spending the last eight years at Wofford.



ALPHABETICAL



2024 NUMERICAL ROSTER

No.	Player	Pos.
90	Ali, Amir	DL
38	Allan, Cooper	P
47	Anderson, Brady	WR
58	Appleton, Henry	OL
78	Archawski, Xavier	OL
25	Arterberry, Pookie	SB
93	Baker, Grayson	TE
39	Baker, Hamilton	NB
25	Banks, Josiah	NB
39	Barbat, AJ	ILB
7	Barnett, Charlie	K
50	Bartosh, Braden	OL
7	Bartosh, Briggs	CB
23	Benson III, Lloyd	SB
39	Birl, Isaiah	RB
54	Bivins, Tanner	OL
14	Bolden, Mitch	QB
99	Bousum, Jack	DL
73	Brady, Ned	OL
94	Brannan, Tex	TE
1	Britton, Anderson	K
63	Britton, Ben	DL
49	Brown-Stauffer, Ty	RB
31	Brungard, Caden	ILB
56	Buchys, Nick	DL
29	Cash, Adam	ILB
55	Champlin, Everett	OL
63	Chaney, Ben	OL
26	Clerk, David	SB
10	Coleman, Dewayne	QB
85	Crossan, David	TE
13	Daily, Bryson	QB
5	Dickson, Jarel	RB
6	DiDomenico, Max	S
82	Donovan, Sean	DL
42	Dunfee, Ryan	OLB
80	Dyer, Brian	TE
48	Esposito, Dom	WR
98	Faulk, Matthew	P
60	Finucane, Connor	OL
30	Fisher, Brennan	RB
40	Ford, Eric	OLB
53	Fortner, Kalib	ILB
4	Fortner, Liam	WR
54	Gemma, Matt	DL
71	Gennarelli, Paolo	OL
36	Gerena, Brett	ILB
83	Gibbons, Matthew	P
11	Gibbs, Ben	SB
98	Gray, Deshontez	DL
29	Griffin, Carlos	S
96	Gronotte, Trey	K
17	Hammond, Jaxon	CB
62	Hardwich, Andrew	DL
52	Harris-Miller, Kody	OL
3	Hellums, Cale	QB
70	Helmkamp, Braeden	OL
87	Horton, Josh	WR
90	Hosea, Bryson	K
9	Houston, Robert	CB
27	Howard, Samari	SB
70	Hoyt, David	OL
97	Hulstein, Jake	K
59	Jeffcoat, Will	OL
66	Johnson, Chuck	OL
52	Johnson, Joseph	OL
85	Jones, Aiden	DL
95	Jones, Dawson	K
53	Katsigiannis, Bill	OL
29	Kaysler, Jack	SB
2	Keith, Chance	NB
69	Klambara, Tyler	OL
75	Kloska, Kyle	OL
20	Kloska, Tim	RB
17	Knight, Luke	QB
18	Knox, Chace	WR
20	Larkin, Casey	NB
92	Laskey, Landon	TE
92	Latore, Jack	DL
77	Law, Jordyn	OL
86	Ledford, Peyton	DL
56	Lee, Tyler	OL
95	Lewis, Kyle	DL
43	Lindsey, Jake	S
68	Manecke, Josh	OL
19	Martin, CJ	NB
30	Matteson, Collin	S
7	Mayes, Jaydan	CB
88	McKenna, Liam	DL
97	Miller, Dre	DL
18	Modozie, Elo	OLB

No.	Name	Cl.	Pos.	Ht.	Wt.	Hometown/Highschool
1	Anderson Britton	Jr.	K	5'9	176	Ringgold, Ga. / Heritage
1	Zach Mundell	Jr.	QB	5'9	180	Arlington, Texas / Martin (USMAPS)
2	Aden Self	Fr.	RB	5'11	213	Spring, Texas / The Woodlands
2	Chance Keith	Sr.	NB	5'11	200	Biloxi, Miss. / Biloxi
3	Cale Hellums	So.	QB	5'10	203	Tomball, Texas / Tomball (USMAPS)
3	Stephen Nnadozie	So.	S	5'11	180	Fort Worth, Texas / Fossil Ridge (USMAPS)
4	Liam Fortner	Jr.	WR	6'1	203	Knoxville, Tenn. / Central (USMAPS)
5	Jarel Dickson	Jr.	RB	5'11	214	Trenton, Tenn. / Peabody (USMAPS)
5	Justin Weaver	Jr.	CB	5'11	191	Decatur, Ga. / Decatur (USMAPS)
6	Max DiDomenico	Sr.	S	6'0	215	Schertz, Texas / Samuel Clemens
6	Kanye Udoh	So.	RB	6'0	215	Mays Landing, N.J. / St. Augustine Preparatory School (USMAPS)
7	Briggs Bartosh	Fr.	SB	5'10	204	Riverside, Mo. / Park Hill South (USMAPS)
7	Charlie Barnett	Jr.	K	6'1	191	Austin, Texas / Westlake
7	Jaydan Mayes	So.	CB	5'10	183	Fairfield, Ohio / Fairfield (USMAPS)
8	Hayden Reed	Jr.	RB	6'0	215	Tampa, Fla. / Gaither (USMAPS)
9	Robert Houston	Fr.	CB	5'10	176	Cincinnati, Ohio / St. Xavier (USMAPS)
9	Ethan Washington	Fr.	QB	6'1	193	Suwanee, Ga. / North Gwinnett (USMAPS)
10	Dewayne Coleman	Jr.	QB	5'10	190	Selma, Texas / Theodore Roosevelt (USMAPS)
10	Cole Searight	Fr.	NB	5'10	188	Waxhaw, N.C. / Marvin Ridge
10	Joseph Stephens	So.	NB	5'9	167	Jacksonville, Fla. / Fleming Island (USMAPS)
11	Ben Gibbs	Fr.	SB	5'8	191	Maiden, N.C. / Maiden (USMAPS)
11	Sam Oppenheimer	Fr.	ILB	5'11	201	Johns Creek, Ga. / Johns Creek (USMAPS)
11	Tommy Zitiello	Sr.	S	6'1	193	Ponte Vedra, Fla. / Ponte Vedra
13	Bryson Daily	Jr.	QB	6'0	221	Abernathy, Texas / Abernathy (USMAPS)
13	Jabril Williams	Sr.	CB	5'10	180	Joliet, Ill. / Joliet Catholic Academy (USMAPS)
14	Mitch Bolden	So.	QB	6'0	202	West Chester, Ohio / Lakota West
14	Gavin Shields	Jr.	S	6'2	200	Pitman, N.J. / Red Lion Christian Academy (USMAPS)
15	Caleb Williams	Fr.	S	5'10	191	Canton, Mich. / Canton
15	Noah Short	Jr.	SB	6'0	182	San Jose, Calif. / The King's Academy (USMAPS)
16	Damon Washington	Sr.	CB	5'11	192	East Brunswick, N.J. / Blair Academy (USMAPS)
16	Trey Tremba	Fr.	RB	5'10	192	Slatington, Pa. / Parkland
17	Jaxon Hammond	So.	CB	5'10	170	Memphis, Tenn. / Christian Brothers
17	Luke Knight	Fr.	QB	5'9	194	Wesley Chapel, Fla. / Wiregrass Rach
18	Chace Knox	Fr.	WR	5'7	167	Wilmington, Del. / The Haverford School
18	Elo Modozie	So.	OLB	6'3	245	St. Augustine, Fla. / Bartram Trail (USMAPS)
19	CJ Martin	Fr.	NB	6'1	185	Ironton, Ohio / Ironton (USMAPS)
19	Sabastian Shannon	Jr.	RB	5'11	185	Las Vegas, Nev. / Bishop Gorman (USMAPS)
19	Nehemiah Vann	Fr.	QB	6'1	200	Lecanto, Fla. / Seven Rivers Christian
20	Tim Kloska	Fr.	RB	5'11	234	Grand Rapids, Mich. / West Catholic (USMAPS)
20	Casey Larkin	Jr.	S	6'0	189	Brielle, N.J. / Wall (USMAPS)
21	Baylor Newsom	So.	ILB	6'1	220	Jacksonville, Fla. / Bishop Kenny (USMAPS)
21	Tyrell Robinson	Sr.	RB	5'9	190	Dallas, Ga. / East Paulding (USMAPS)
22	Larry Pickett Jr.	Fr.	S	6'1	190	Raleigh, N.C. / Enloe (USMAPS)
22	Miles Stewart	Sr.	RB	5'10	188	New Orleans, La. / Lusher Charter School (USMAPS)
23	Ish Taylor	Fr.	CB	5'9	187	Dallas, Texas / Frisco (USMAPS)
23	Lloyd Benson III	So.	SB	5'8	190	Baton Rouge, La. / Catholic High (USMAPS)
25	Pookie Arterberry	Fr.	SB	5'8	198	Klein, Texas / Klein (USMAPS)
25	Josiah Banks	Sr.	NB	6'1	210	Lewisville, N.C. / Mount Tabor
25	Elijah Walton	Fr.	ILB	6'0	213	San Antonio, Texas / Harlan
26	David Clerk	So.	SB	5'9	175	Burleson, Texas / Burleson Centennial (USMAPS)
26	Devan Moss	Fr.	CB	5'8	163	Birmingham, Ala. / Oak Mountain (USMAPS)
27	Samari Howard	So.	SB	5'7	182	Temple, Texas / Temple High (USMAPS)
28	Donavon Platt	So.	CB	6'0	204	Jamestown, N.C. / Lucy Ragsdale (USMAPS)
28	Jayden Walker	Fr.	RB	5'9	169	McKinney, Texas / McKinney North
29	Adam Cash	Sr.	ILB	5'11	229	Arlington, Texas / Mansfield Timberview (USMAPS)
29	Carlos Griffin	Fr.	S	5'10	188	Phoenix, Ariz. / Saguaro (USMAPS)
29	Jack Kayser	Fr.	SB	5'7	174	Austin, Texas / Westlake
30	Brennan Fisher	Fr.	RB	5'11	239	Perkasie, Pa. / Penridge (USMAPS)
30	Collin Matteson	Jr.	S	6'0	191	Edmond, Okla. / Oklahoma Christian School
31	Caden Brungard	So.	ILB	6'0	208	Scranton, Pa. / Western Wayne (USMAPS)
31	Randall Nauden	Fr.	RB	5'10	195	Olympia Fields, Ill. / Brother Rice
32	JD Sparks	So.	S	5'10	197	Southlake, Texas / Southlake Carroll
32	Christopher Williams	So.	S	5'9	186	San Diego, Calif. / Francis W. Parker
33	Jake Rendina	So.	RB	5'11	255	Kalispell, Mont. / Glacier High (USMAPS)
34	Caleb Moran	Fr.	ILB	6'1	205	Milton, Ga. / Milton (USMAPS)
34	Kurt Thompson	So.	WR	6'3	200	Cincinnati, Ohio / Archbishop Moeller (USMAPS)
36	Brett Gerena	Sr.	ILB	6'0	230	Valrico, Fla. / Jesuit
36	Daniel Ogordi	Fr.	S	5'11	195	Laurel, Md. / Atholton
38	Cooper Allan	Jr.	P	6'1	213	Franklin, Tenn. / Independence (USMAPS)
38	Corey Singleton Jr.	So.	RB	5'9	229	Baton Rouge, La. / Catholic (USMAPS)
38	Sam Zagame	Fr.	ILB	6'2	242	Clermont Fla. / Foundation Academy (USMAPS)
39	Hamilton Baker	Sr.	NB	6'1	209	Daphne, Ala. / Daphne
39	AJ Barbat	Fr.	ILB	6'0	218	Franklin, Tenn. / Brentwood Academy
39	Isaiah Birl	So.	OLB	6'0	208	Cincinnati, Ohio / Walnut Hills
40	Eric Ford	Jr.	OLB	6'3	240	Laurel, Md. / Landon School (USMAPS)
40	Bill Young	Fr.	RB	5'8	182	Lake Worth, Fla. / Saint Andrews School (USMAPS)
42	AJ Williams	Sr.	RB	6'0	244	Augusta, Ga. / Aquinas (USMAPS)
42	Ryan Dunfee	Fr.	OLB	6'3	228	Claremont, Calif. / Claremont
43	Brady Mott	So.	RB	6'1	213	Vacaville, Calif. / Vacaville
43	Jake Lindsey	So.	S	5'11	197	Saint Marys, Ga. / Camden County
43	Khaled Waliagha	Fr.	ILB	5'10	218	Angie, La. / Franklinton High (USMAPS)
44	Luke Sutphen	Fr.	ILB	6'2	211	Bordentown, N.J. / The Hun School of Princeton
44	Parker Poloskey	So.	TE	6'4	240	Boca Raton, Fla. / Olympic Heights Community
45	Campbell Sager	Fr.	OLB	6'4	236	Portland, Ore. / Westview (USMAPS)
45	Nollenn Tabaska	Fr.	TE	6'4	257	Milwaukee, Wis. / Brookfield East (USMAPS)
46	Seth Reece	So.	RB	6'2	230	Morgantown, Ga. / Fannin County (USMAPS)
46	James Wagenseller	So.	P	6'3	214	Poway, Calif. / Poway (USMAPS)
47	Brady Anderson	Fr.	WR	6'1	205	Edina, Minn. / Edina (USMAPS)
47	Noah Nixon	So.	ILB	6'2	227	Orlando, Fla. / West Orange
48	Cael Newton	Fr.	OLB	6'5	247	Punta Gorda, Fla. / Charlotte (USMAPS)
48	Carson Smith	So.	RB	6'0	239	Middletown, Md. / Middletown
48	Dom Esposito	Fr.	WR	5'8	176	Queen Creek, Ariz. / Higley (USMAPS)
49	Christian Yousefzadeh	So.	OLB	6'3	235	Jacksonville, Fla. / Creekside (USMAPS)



NUMERICAL ROSTER CONT.

ALPHABETICAL

No.	Name	Cl.	Pos.	Ht.	Wt.	Hometown/Highschool
49	Ty Brown-Stauffer	Fr.	RB	5'9	207	Danville, Pa. / Danville Area (USMAPS)
50	Braden Bartosh	Jr.	OL	6'2	300	Riverside, Mo. / Park Hill South (USMAPS)
50	Holden Sapp	So.	ILB	6'1	222	Rincon, Ga. / Benedictine Military School (USMAPS)
51	Brady Small	So.	OL	6'0	313	Mt. Ephraim, N.J. / St. Augustine Preparatory School (USMAPS)
51	Andon Thomas	Jr.	ILB	6'0	222	Liberty Hill, Texas / Liberty Hill High School
52	Joseph Johnson	Fr.	OL	6'5	251	Snohomish, Wash. / Glacier Peak (USMAPS)
52	Kody Harris-Miller	So.	DL	6'1	301	Middletown, Del. / Middletown (USMAPS)
53	Kalib Fortner	Jr.	ILB	6'1	220	Knoxville, Tenn. / Central (USMAPS)
53	Bill Katsigiannis	Sr.	OL	6'1	290	Katy, Texas / Katy
54	Tanner Bivins	Jr.	OL	6'1	295	Alpharetta, Ga. / Wesleyan School (USMAPS)
54	Matt Gemma	Fr.	DL	6'1	295	Flemington, N.J. / Delbarton (USMAPS)
55	Everett Champlin	Fr.	OL	6'5	280	Spring, Texas / The Woodlands
55	Owen Walter	So.	LS	6'0	222	Arlington Heights, Ill. / Prospect (USMAPS)
56	Nick Buchys	Fr.	DL	6'2	263	Langhorne, Pa. / Neshaminy (USMAPS)
56	Tyler Lee	So.	OL	6'1	308	Tomball, Texas / Tomball (USMAPS)
57	Nick Moore	Fr.	OL	6'3	271	Cincinnati, Ohio / Northwest (USMAPS)
58	Henry Appleton	So.	OL	6'2	285	Denton, Texas / Billy Ryan (USMAPS)
58	Tyler Rafferty	Sr.	DL	6'3	256	Newburgh, N.Y. / Newburgh Free Academy
59	Will Jeffcoat	Jr.	OL	6'2	304	Pelion, S.C. / Pelion
60	Connor Finucane	Sr.	OL	6'4	315	Baton Rouge, La. / Catholic
60	Sam Waters	Fr.	OL	6'3	276	Boerne, Texas / Boerne (USMAPS)
62	Andrew Hardwick	Fr.	OL	6'2	274	Danville, Ky. / Boyle County (USMAPS)
62	Jacob Tuoti	Jr.	DL	6'1	276	Long Beach, Calif. / Long Beach Poly (USMAPS)
63	Ben Britton	Fr.	DL	6'3	276	Mount Pleasant, S.C. / Oceanside Collegiate Academy
63	Ben Chaney	Fr.	OL	6'5	319	Hubbard, Ohio / Hubbard
64	Brandon Wraalstad	So.	OL	6'3	273	Oconomowoc, Wis. / Oconomowoc
65	Lucas Scott	Sr.	OL	6'3	305	Binghamton, N.Y. / Chenango Forks
66	Chuck Johnson	Fr.	OL	6'3	298	Fort Worth, Texas / All Saints Episcopal (USMAPS)
66	Drew Prieto	So.	LS	5'11	197	Atlanta, Ga. / Marist School
67	Ryan Snipes	Fr.	LS	6'4	221	Roswell, Ga. / Blessed Trinity Catholic (USMAPS)
67	Wes Shaw	Fr.	OL	6'3	309	Tampa, Fla. / Jesuit (USMAPS)
68	Josh Manecke	Fr.	OL	6'7	294	Downers Grove, Ill. / Downers Grove South
69	Tyler Klambara	Fr.	OL	6'4	326	Springfield, Pa. / Springfield (USMAPS)
70	Braeden Helmkamp	Fr.	OL	6'5	284	Washington, Pa. / Trinity
70	David Hoyt	Sr.	OL	6'4	305	Tampa, Fla. / Tampa Catholic (USMAPS)
71	Paolo Gennarelli	So.	OL	6'1	310	Campton Hills, Ill. / St. Charles North High (USMAPS)
72	Lane Parks	So.	OL	6'3	300	Yukon, Okla. / Yukon (USMAPS)
73	Ned Brady	Jr.	OL	6'4	285	New Canaan, Conn. / New Canaan
75	Kyle Kloska	So.	OL	6'2	293	Grand Rapids, Mich. / West Catholic / Central Michigan
77	Jordyn Law	Sr.	OL	6'4	290	Nashville, Tenn. / Pike (USMAPS)
77	Russ Woodward	Fr.	DL	6'6	263	Evergreen, Colo. / Evergreen (USMAPS)
78	Xavier Archawski	Fr.	OL	6'5	317	Ardmore, Pa. / Lower Merion (USMAPS)
79	Jonah Zimmerman	So.	OL	6'3	301	Oceanside, Calif. / Oceanside (USMAPS)
80	Brian Dyer	So.	TE	6'4	240	Plano, Texas / Plano East
81	Tobi Olawole	So.	WR	6'1	197	Buford, Ga. / Buford (USMAPS)
82	Sean Donovan	Fr.	DL	6'1	280	Danbury, Conn. / The Hotchkiss School (USMAPS)
82	Neo Vosschulte	So.	WR	6'2	205	Newtown Square, Pa. / Episcopal Academy (USMAPS)
83	Matthew Gibbons	Jr.	P	6'0	214	San Antonio, Texas / Louis D. Brandeis High
83	Teddy Williams	So.	TE	6'4	257	Grand Ledge, Mich. / Grand Ledge
84	Nolan Munroe	Fr.	WR	6'2	178	Orlando, Fla. / Bishop Moore
84	Jake Rizzo	So.	DL	6'4	263	Gonzales, La. / The Dunham School
84	Cam Schurr	Sr.	WR	6'1	192	Alpharetta, Ga. / South Forsyth
85	David Crossan	Sr.	TE	6'3	246	Clearwater, Fla. / Calvary Christian (USMAPS)
85	Aiden Jones	Fr.	DL	6'2	262	Florence, Ky. / Covington Catholic (USMAPS)
86	Peyton Ledford	Fr.	DL	6'1	285	Frankfort, Ky. / Franklin County (USMAPS)
86	Will Montesi	Sr.	TE	6'2	210	Greenwich, Conn. / Greenwich
87	Josh Horton	Fr.	WR	6'2	222	Marietta, Ga. / Osborne (USMAPS)
87	Casey Reynolds	Sr.	WR	6'2	192	Cold Spring Harbor, N.Y. / Deerfield Academy
88	Liam McKenna	Fr.	DL	6'3	250	Cincinnati, Ohio / Elder
88	Mack O'Halloran	Fr.	TE	6'3	267	Downers Grove, Ill. / Downers Grove South (USMAPS)
88	Donovan Poe	So.	DL	6'0	266	Long Beach, Calif. / Long Beach Poly (USMAPS)
89	Kavon Pointer	So.	WR	6'2	210	Jonesboro, Ark. / Jonesboro (USMAPS)
90	Amir Ali	So.	DL	6'1	275	San Antonio, Texas / Holy Cross
90	Bryson Hosea	Fr.	K	5'11	172	Roswell, Ga. / Blessed Trinity Catholic (USMAPS)
90	James Rothstein	Fr.	TE	6'5	261	Pleasanton, Calif. / Amador Valley (USMAPS)
91	Trey Sofia	Sr.	DL	6'6	240	Austin, Texas / Lake Travis
91	Max Stober	Fr.	TE	6'6	264	Redondo Beach, Calif. / St. John Bosco (USMAPS)
92	Landon Laskey	Fr.	TE	6'3	228	Edinboro, Pa. / General McLane (USMAPS)
92	Jack Latore	Jr.	DL	6'5	275	Middletown, N.J. / Middletown South
93	Grayson Baker	Fr.	TE	6'7	245	Worcester, Mass. / Wachusett Regional
93	Cody Winokur	Sr.	DL	6'2	277	Severna Park, Md. / Archbishop Spalding (USMAPS)
94	Tex Brannan	Fr.	TE	6'5	225	Whitesboro, Texas. / Gonzaga College High
94	Javon Smith	Fr.	DL	6'2	245	Kansas City, Mo. / Liberty North (USMAPS)
95	Dawson Jones	Fr.	K	5'11	178	Waxhaw, N.C. / Marvin Ridge
95	Kyle Lewis	Sr.	DL	6'3	280	Scottsdale, Ariz. / Horizon (USMAPS)
95	Noah Prior	Fr.	TE	6'4	235	Bishop, Ga. / Athens Academy
96	Trey Gronotte	Sr.	K	6'0	196	Crestview Hills, Ky. / Covington Catholic
96	Dillon Stowers	So.	DL	6'2	273	Lynchburg, Va. / Liberty Christian Academy (USMAPS)
96	Ryan Vanscoy	Fr.	TE	6'3	228	Lake Worth, Fla. / American Heritage School (Delray)
97	Jake Hulstein	Fr.	K	6'1	225	Cedar Falls, Iowa / Cedar Falls (USMAPS)
97	Dre Miller	Sr.	DL	6'3	265	Savannah, Ga. / Savannah Country Day (USMAPS)
98	Matthew Faulk	Fr.	P	6'0	188	Mill Creek, Wash. / Archbishop Murphy (USMAPS)
98	Deshontez Gray	Jr.	DL	6'3	265	Gaston, S.C. / Pelion (USMAPS)
99	Jack Bousum	So.	DL	6'4	231	Annapolis, Md. / St. Mary's (USMAPS)
99	Matthew Rhodes	Sr.	P	6'4	214	Auburn, Ala. / Auburn

86	Montesi, Will	TE
57	Moore, Nick	OL
34	Moran, Caleb	ILB
26	Moss, Devan	CB
43	Mott, Brady	RB
1	Mundell, Zach	QB
84	Munroe, Nolan	WR
31	Nauden, Randall	RB
21	Newsom, Baylor	ILB
48	Newton, Cael	OLB
47	Nixon, Noah	ILB
3	Nnadozie, Stephen	S
88	O'Halloran, Mack	TE
36	Ogordi, Daniel	S
81	Olawole, Tobi	WR
11	Oppenheimer, Sam	ILB
72	Parks, Lane	OL
37	Patton, Cade	OL
22	Pickett, Larry	S
28	Platt, Donovan	CB
88	Poe, Donovan	DL
89	Pointer, Kavon	WR
44	Poloskey, Parker	TE
66	Prieto, Drew	LS
95	Prior, Noah	TE
58	Rafferty, Tyler	DL
46	Reece, Seth	RB
8	Reed, Hayden	RB
33	Rendina, Jake	RB
87	Reynolds, Casey	WR
99	Rhodes, Matthew	P
84	Rizzo, Jake	DL
21	Robinson, Tyrell	RB
90	Rothstein, James	TE
45	Sager, Campbell	OLB
50	Sapp, Holden	ILB
84	Schurr, Cam	WR
65	Scott, Lucas	OL
10	Searight, Cole	NB
2	Self, Aden	RB
19	Shannon, Sabastian	RB
67	Shaw, Wes	OL
14	Shields, Gavin	S
15	Short, Noah	SB
38	Singleton Jr., Corey	RB
51	Small, Brady	OL
48	Smith, Carson	RB
94	Smith, Javon	DL
67	Snipes, Ryan	LS
91	Sofia, Trey	DL
32	Sparks, JD	S
10	Stephens, Joseph	CB
22	Stewart, Miles	RB
91	Stober, Max	TE
96	Stowers, Dillon	DL
44	Sutphen, Luke	ILB
45	Tabaska, Nollenn	TE
23	Taylor, Ish	CB
51	Thomas, Andon	ILB
34	Thompson, Kurt	WR
16	Tremba, Trey	RB
62	Tuoti, Jacob	DL
6	Udoh, Kanye	RB
19	Vann, Nehemiah	QB
96	Vanscoy, Ryan	WR
82	Vosschulte, Neo	TE
46	Wagenseller, James	P
43	Waliagha, Khaled	ILB
28	Walker, Jayden	RB
55	Walter, Owen	LS
25	Walton, Elijah	OL
16	Washington, Damon	CB
9	Washington, Ethan	QB
60	Waters, Sam	OL
5	Weaver, Justin	CB
42	Williams, AJ	RB
15	Williams, Caleb	S
32	Williams, Christopher	S
13	Williams, Jabil	CB
83	Williams, Teddy	TE
93	Winokur, Cody	DL
77	Woodward, Russ	DL
64	Wraalstad, Brandon	OL
40	Young, Bill	RB
49	Yousefzadeh, Christian	OLB
38	Zagame, Sam	ILB
79	Zimmerman, Jonah	OL
11	Zitello, Tommy	S





2024 ARMY BLACK KNIGHTS DEPTH CHART

Depth Chart is unofficial and compiled by Army Athletic Communications
As of: 11.18.24

BLACK KNIGHTS OFFENSE

LT	60	CONNOR FINUCANE	77	Jordyn Law		
LG	53	BILL KATSIKIANNIS	50	Braden Bartosh		
C	51	BRADY SMALL	75	Kyle Kloska		
RG	71	PAOLO GENNARELLI	59	Will Jeffcoat		
RT	65	LUCAS SCOTT	58	Henry Appleton		
QB	13	BRYSON DAILY	10	Dewayne Coleman	3	Cale Hellums
RB	6	KANYE UDOH	33	Jake Rendina		
RB	22	MILES STEWART	8	Hayden Reed	86	Will Montesi
SB	15	NOAH SHORT	21	Tyrell Robinson	27	Samari Howard
WR	4	LIAM FORTNER	87	Casey Reynolds	84	Cam Schurr
TE	85	DAVID CROSSAN	83	Teddy Williams	44	Parker Poloskey

Freshman Underlined

BLACK KNIGHTS PRONUNCIATIONS

Xavier Archawski	ex-AY-vee-ur
		ar-CHOWskee
Nick Buchys	BUH-keys
David Crossan	CROSS-in
Jarel Dickson	Ja-REL
Max DiDomenico	de-duh-MIN-uh-co
Connor Finucane	fuh-NEW-kin
Brett Gerena	juh-REE-na
Matt Gemma	JEM-uh
Paolo Gennarelli	pah-LO gen-uh-RELL-ee
Trey Gronotte	gruh-NOTT-ee
Bryson Hosea	hoe-ZAY-uh
Bill Katsigiannis	cats-ee-ON-is
Tyler Klambara	clam-BEAR-uh
Josh Manecke	MAN-uh-kee
Elo MODOZIE	EL-oh muh-DOZE-ee
Will Montesi	mon-TAY-zee
Stephen Nnadozie	nuh-DOZE-ee
Tobi Olawole	all-luh-WALL-ay
Parker Poloskey	pah-lau-skee
Kavon Pointer	Kuh-VON
Drew Prieto	pree-ETT-oh
Jake Rendina	ren-DEEN-uh
Dillon Stowers	STAO-werz
Jacob Tuioti	too-ee-OH-tee
Kanye Udoh	OOH-doe
Nehemiah Vann	Ne-uh-MY-uh
Khaled Waliagha	KAH-lid wah-lee-AH-ga
James Wagenseller	wag-IN-seller
Brandon Wraalstad	RAWL-stad
Christian Yousefzadeh	you-sef-ZA-duh
Sam Zagame	za-GAHM-ee
Tommy Zitiello	zuh-TELL-oh

BLACK KNIGHTS DEFENSE

DL	95	KYLE LEWIS	91	Trey Sofia
NT	52	KODY HARRIS-MILLER	62	Jacob Tuioti -OR- 93 Cody Winokur
DL	92	JACK LATORE	97	Dre Miller
OLB	18	ELO MODOZIE	40	Eric Ford
OLB	2	CHANCE KEITH	25	Josiah Banks
ILB	51	ANDON THOMAS	29	Adam Cash
ILB	53	KALIB FORTNER	36	Brett Gerena
CB	28	DONAVON PLATT	5	Justin Weaver
SS	20	CASEY LARKIN	30	Collin Matteson
FS	6	MAX DIDOMENICO	3	Stephen Nnadozie
CB	7	JAYDAN MAYES	16	Damon Washington

BLACK KNIGHTS SPECIALISTS

P	46	JAMES WAGENSELLER	38	Cooper Allan
K	96	TREY GRONOTTE		
KO	96	TREY GRONOTTE		
H	99	MATTHEW RHODES		
LS	55	OWEN WALTER		
KR	23	LLOYD BENSON III	22	Miles Stewart
PR	21	TYRELL ROBINSON	23	LLOYD BENSON III

GAME-BY-GAME STARTERS - 2024

OFFENSE

Position	Lehigh (1)	at FAU (2)	Rice (3)	at Temple (4)	at Tulsa (5)	vs. UAB (6)	vs. East Carolina (7)
QB	Bryson Daily	Bryson Daily	Bryson Daily	Bryson Daily	Bryson Daily	Bryson Daily	Bryson Daily
RB	Kanye Udoh	Kanye Udoh	Kanye Udoh	Kanye Udoh	Kanye Udoh	Kanye Udoh	Kanye Udoh
RB	Miles Stewart	Miles Stewart	Miles Stewart	Miles Stewart	Miles Stewart	Miles Stewart	Tyrell Robinson
Slot Back	Noah Short	Noah Short	Noah Short	Noah Short	Noah Short	Noah Short	Noah Short
WR	Liam Fortner	Liam Fortner	Liam Fortner	Liam Fortner	Liam Fortner	Liam Fortner	Casey Reynolds
TE	David Crossan	David Crossan	David Crossan	David Crossan	David Crossan	David Crossan	Hayden Reed (slot back)
LT	Connor Finucane	Connor Finucane	Connor Finucane	Connor Finucane	Connor Finucane	Connor Finucane	Connor Finucane
LG	Bill Katsigiannis	Bill Katsigiannis	Bill Katsigiannis	Bill Katsigiannis	Bill Katsigiannis	Bill Katsigiannis	Bill Katsigiannis
C	Brady Small	Brady Small	Brady Small	Brady Small	Brady Small	Brady Small	Brady Small
RG	Paolo Gennarelli	Paolo Gennarelli	Paolo Gennarelli	Paolo Gennarelli	Paolo Gennarelli	Paolo Gennarelli	Paolo Gennarelli
RT	Lucas Scott	Lucas Scott	Lucas Scott	Lucas Scott	Lucas Scott	Lucas Scott	Lucas Scott
Position	vs. Air Force (8)	at North Texas (9)					
QB	Dewayne Coleman	Bryson Daily					
RB	Kanye Udoh	Kanye Udoh					
RB	Miles Stewart	Miles Stewart					
Slot Back	Noah Short	Tyrell Robinson					
WR	Liam Fortner	Liam Fortner					
TE	David Crossan	David Crossan					
LT	Connor Finucane	Connor Finucane					
LG	Bill Katsigiannis	Bill Katsigiannis					
C	Brady Small	Brady Small					
RG	Paolo Gennarelli	Paolo Gennarelli					
RT	Lucas Scott	Lucas Scott					

DEFENSE

Position	Lehigh (1)	at FAU (2)	Rice (3)	at Temple (4)	at Tulsa (5)	vs. UAB (6)	vs. East Carolina (7)
DL	Kyle Lewis	Kyle Lewis	Kyle Lewis	Kyle Lewis	Kyle Lewis	Kyle Lewis	Kyle Lewis
DL	Jacob Tuioti	Kody Harris-Miller	Kody Harris-Miller	Kody Harris-Miller	Kody Harris-Miller	Kody Harris-Miller	Kody Harris-Miller
DL	Jack Latore	Jack Latore	Jack Latore	Jack Latore	Jack Latore	Jack Latore	Jack Latore
OLB	Elo MODOZIE	Elo MODOZIE	Elo MODOZIE	Elo MODOZIE	Elo MODOZIE	Elo MODOZIE	Elo MODOZIE
OLB	Chance Keith	Chance Keith	Josiah Banks	Chance Keith	Chance Keith	Chance Keith	Chance Keith
ILB	Kalib Fortner	Kalib Fortner	Kalib Fortner	Kalib Fortner	Kalib Fortner	Kalib Fortner	Kalib Fortner
ILB	Andon Thomas	Andon Thomas	Andon Thomas	Andon Thomas	Andon Thomas	Andon Thomas	Andon Thomas
CB	Donavon Platt	Donavon Platt	Donavon Platt	Donavon Platt	Donavon Platt	Donavon Platt	Donavon Platt
CB	Damon Washington	Jaydan Mayes	Jaydan Mayes	Jaydan Mayes	Jaydan Mayes	Jaydan Mayes	Jaydan Mayes
S	Max DiDomenico	Max DiDomenico	Max DiDomenico	Max DiDomenico	Max DiDomenico	Max DiDomenico	Max DiDomenico
S	Casey Larkin	Casey Larkin	Casey Larkin	Casey Larkin	Casey Larkin	Casey Larkin	Casey Larkin
Position	vs. Air Force (8)	at North Texas (9)					
DL	Kyle Lewis	Kyle Lewis					
DL	Kody Harris-Miller	Kody Harris-Miller					
DL	Jack Latore	Jack Latore					
OLB	Elo MODOZIE	Elo MODOZIE					
OLB	Chance Keith	Chance Keith					
ILB	Kalib Fortner	Kalib Fortner					
ILB	Andon Thomas	Andon Thomas					
CB	Donavon Platt	Donavon Platt					
CB	Jaydan Mayes	Jaydan Mayes					
S	Max DiDomenico	Max DiDomenico					
S	Casey Larkin	Casey Larkin					



JEFF MONKEN

HEAD COACH

11TH SEASON | MILLIKIN, 1989



Jeff Monken heads into his 11th season at the helm of Army West Point football in 2024, being named the 37th individual head coach in program history on Dec. 24, 2013.

Monken shows a 115-71 career record as a head coach and a 79-55 mark at Army.

Monken has led Army to great success against the other service academies, winning 12 of the last 16 contests between Air Force and Navy, which includes winning five of the last seven vs. Air Force (2017, 2018, 2020, 2021, 2023), and six of the last eight over Navy (2016, 2017, 2018, 2020, 2022, 2023). Monken has captured four bowl-game victories (2016, 2017, 2018, 2021) and has led Army to win the Commander in Chief's Trophy, a series among the other U.S. Service Academies, four times (2017, 2018, 2020, 2023) in the last seven seasons, also retaining the trophy in 2021. Since 2017, Monken and the Black Knights have enjoyed a 56-32 (.636) win-loss record, the best among the Service Academy programs.

In 2023, Monken led Army to recapture the coveted Commander-in-Chief's Trophy for the 10th time in school history, awarded annually to each season's winner of the triangular rivalry series between Army, Air Force, and Navy. The CIC Trophy was Army's fourth in the past seven seasons, as Army only had four combined in the previous 39 years.

The Black Knights rallied to win four in a row to end the 2023 season to finish 6-6, including over Air Force and Navy. One of the biggest victories in Monken's career and school history came as Army upset rival undefeated #17 AP-ranked Air Force, 23-3 at Empower Field at Mile High, snapping their 13-game winning streak which dated back to the previous season. The win was Army's first over an AP-ranked opponent since 1972, when it also defeated #19 Air Force. It was also Army's first win of 20 or more points vs. an AP-ranked opponent since 1958 beating #18 South Carolina, 45-8. It was only the second time that Army had beaten a team that entered the game 8-0 or better. The other instance was November 13, 1976, vs. Colgate, winning 29-13.

Monken's team was led by several notable contributors which included quarterback Bryson Daily, who started 10 games, becoming only the second Army QB to rush and pass for over 900 yards in a season. Daily accounted for a team-high 14 touchdowns (seven rushing, seven passing). Daily was joined by standout freshman running back Kanye Udoh in the backfield who was named the ECAC Division I FBS Rookie of the Year. Udoh rushed for 524 yards, trailing only Daily for the team lead. His 524 yards on the ground ranked 10th among all FBS freshmen in the country on the season.

Defensively, team captain Leo Lowin led the unit in tackles for the second consecutive season with 92 total tackles. He added 4.5 tackles for loss and 3.0 sacks, and four forced fumbles that ranked tied for third most in the country. Lowin was also selected as one of 16 finalists for the William V. Campbell Trophy, college football's premier scholar-athlete award that annually recognizes an individual as the absolute best in the nation for his combined academic success, football performance and exemplary leadership. It is considered by many to be the "Academic Heisman" and nicknamed as such.

13 players were selected to the 2023 Phil Steele Postseason All-Independent Team. Army saw four first-team selections, OL Connor Finucane, DB Quindrelin Hammonds, LB Leo Lowin, and DB Bo Nicolas-Paul. LB Jimmy Ciarlo, QB Bryson Daily, OL Jackson Filipowicz, TE Joshua Lingenfelter, K Quinn Maretzki, DB Jabari Moore, RB Kanye Udoh, DB Jabril Williams (Special Teams) and WR Isaiah Alston were named to the second team.

On September 18, 2023, Monken agreed to a multi-year contract extension with Army West Point.

In 2022, with a Week 3 home victory over Villanova, Monken logged his then 59th career win at Army West Point, breaking a tie with the legendary Army coach Charles Daly and surpassing his mark for second place on the Academy's all-time win list. First is Red Blaik with 121 career victories.

In the 2022 campaign, he led Army to overcome a difficult 1-4 start by winning five out of its last seven games to finish 6-6, culminating with a double-OT victory over arch-rival Navy, the first-ever overtime game in the history of the Army-Navy Game series. The win over Navy marked victories for Army in five of the last seven meetings since 2016. The offense was led by senior QB Tyhier Tyler, who posted a career-high 12 rushing touchdowns, which was second in the FBS by all quarterbacks. He also was the first Army quarterback with 10+ rushing touchdowns since Kelvin Hopkins Jr totaled 17 in 2018. The senior quarterback finishes his Army career with 24 rushing touchdowns, T-3rd most by an Army QB, which is also good for T-10th on Army's all-time rushing TD list. With Tyler primarily at the helm, the Black Knights ranked second in the country rushing for 289.4 yards per game. Army's 38 rushing touchdowns were tied for second-most only behind Tennessee (39).

The defense also saw consistent improvement throughout the season. During Army's 5-2 finish, the defense only gave up 15.0 points per game. During this span of the season, Army's 105 points allowed were tied for the sixth-fewest in the country. The special teams units made big plays throughout the season, including a punt return touchdown by Tyrell Robinson and two blocked punts for touchdowns against UConn and Navy. Army's three special teams TDs were second most in the FBS.



Seven Black Knights were selected to Phil Steele's Postseason All-Independent Team in first-team selections, C Connor Bishop, LB Andre Carter II, S Marquel Broughton, and Tyrell Robinson, who was selected as a punt returner. QB Tyhier Tyler, OL Connor Finucane and LB Leo Lowin were named to the second team. Additionally, Andre Carter participated in the Reese's Senior Bowl, a post-season college all-star game for top NFL prospects. Carter signed as an undrafted free agent with the Minnesota Vikings.

Outscoring all opponents 427-290 in 13 games in 2021, the Black Knights finished the season 9-4, recording the sixth winning season in the eight seasons under Head Coach Jeff Monken. The Black Knights' success led him to earn 2021 ECAC Coach of the Year honors.

The Black Knights won a fourth-consecutive Armed Forces Bowl in their fifth Bowl game in six years. Facing Missouri for the first time in 40 years, the Black Knights secured their fourth Armed Forces Bowl victory in 11 years. The win also marks as Army's first win against an SEC opponent since 2009. The Black Knights started the season 4-0 for the first time in 25 years as well as having an unbeaten record in November, accounting for only the third time in 21 years to mark the feat, two of those coming under Monken (2018, 2021). A dynamic Black Knight explosive attack was led by QB Christian Anderson who threw five touchdowns for 34 yards-or-more, while also rushing for the most single-game yards by a quarterback in the NCAA with 236 (Week 4). Anderson also marked three 50 yard-or-more rushing touchdowns. 2021 also saw Army's first Associated Press All-American in 31 years, where LB Andre Carter's career-high 15.5 sacks set a new Academy record for total sacks in a single season. Carter was additionally named an All-American by Phil Steele, marking also as an Academy first. Nine Black Knights were selected to Phil Steele's All-Independent Team, along with Team Captain LB Arik Smith selected as the 2021 Defender of the Nation and to the Associated Press All-Bowl Team. Smith, the team's leading tackler in back-to-back seasons was also a Campbell Trophy semifinalist and the Lockheed Martin Armed Forces Bowl MVP.

The 2020 season Monken led the Black Knights to post a 9-3 record including rivalry wins over both Navy and Air Force. Army was led by the nation's top defensive unit, as the Black Knights ranked first in the FBS in Total Defense, allowing only 275.3 yards per game. The Black Knights also ranked in the country's top 5 in scoring defense (2nd - 14.83 ppg), red-zone defense (2nd - .645 scoring pct.), and passing yards allowed (2nd - 160.8 ypg).

On the offensive side of the ball, Army displayed one of the most successful and diverse rushing attacks in the country thanks to Monken's triple-option scheme. The Cadets totaled over 250 rush yards in seven contests, including 441 vs Abilene Christian (Oct.3) and 439 vs. Louisiana-Monroe (Sep. 12). Those marks were good for the 6th and 7th highest totals in a single game in the FBS during the 2020 season, respectively. Paced by a balanced rushing attack, the Cadets dominated time-of-possession over their opposition in 2020, holding the ball for an average of 34 minutes per game. The 2020 season started strong, as the Black Knights defeated Middle Tennessee State, 42-0, in the season opener, the first Army shutout since blanking Air Force in Colorado Springs, Colo., 21-0, on Nov. 4, 2017. The 42-0 victory was Army's largest shutout victory over an FBS school since 1963, when it defeated Wake Forest, 47-0. In the 2020 version of America's Game, Army's defensive unit held Navy's rushing attack to just 108 yards, the least amount of rushing yards by the

Mids since 2001. The 15-0 shutout of Navy was the first time since Nov. 29, 1969, that Army shut out the Mids. The 2020 Commander-in-Chief's Trophy Champions also climbed into the national rankings throughout the season, twice finding themselves in the AP Top 25 (22nd- Weeks 3-4). It was just the fourth time since 1970 that Army won at least six games in its first seven tilts. Monken coached several players to postseason honors in 2020 including USA Today Second-Team All-American Jon Rhattigan.

The 2019 season featured five wins for the Black Knights as Army averaged 297.2 rushing yards per game (3rd nationally) and had 3,863 net rushing yards total (3rd). The Black Knights' 45 rushing scores were tied for second in the nation, while their 5.2 yards per rush was 17th. The Black Knights were fifth nationally in passing defense (178.9), tied for 27th in fumble recoveries (10), 27th in first downs allowed (234) and 30th in total defense (342.3). West Point was eighth nationally in fewest penalty yards per game (38.2) and 12th in fewest penalties per game (4.6). Army is now 17-2 in its last 19 games played at Michie Stadium dating back to the 2016 season. The Cadets' 3,863 yards on the ground this season was good for sixth in program history at the time. In the VMI win, Army finished with 594 rushing yards, good for third-most in program history and the most since Nov. 18, 1989, vs. Colgate. Army's defense held UMass to 125 total yards, a program record for the fewest allowed to an FBS opponent. UMass was limited to just 19 yards in the second half. The Black Knights held the Minutemen to 26 rushing yards on 26 attempts, the fewest since allowing 10 to Lafayette on Oct. 15, 2016.

In 2018, Monken led the Cadets to a historic year as his squad became nationally ranked in early November for the first time in 22 years (1996). They remained in the Top-25 throughout the rest of the season and finished ranked No. 19 in the Associated Press Poll and No. 20 in the Amway Coaches Poll. The year was highlighted by a program-record 11 wins, marking the first time in Academy history the Black Knights registered 10-plus wins in back-to-back seasons. Army also won the Commander-in-Chief's trophy in consecutive seasons for the first time in program lore, while also garnering the Lambert Trophy for the first time in 60 years. The Black Knights became the first three-time winner of the Armed Forces Bowl as well that season after they routed Houston, 70-14, on Dec. 22. The 70 points put up by Army in that contest tied an FBS record for points scored in a bowl game. To cap the 2018 season, the Cadets won 13 games in a row at home and finished their second-straight season going unbeaten at Michie Stadium. They held five consecutive opponents to 14 or fewer points to end the year as well and finished 11-0 when leading at the half. Army closed the year ranked first nationally in third down conversion percentage (.571), fourth down conversion percentage (.861), and time of possession (38:33), while also sitting second in rushing offense with 312.5 yards per game. Twelve cadet-athletes were named to Phil Steele's All-Independent Team, and Monken received national praise after winning the George Munger Collegiate Coach of the Year Award and the Vince Lombardi Award for National College Coach of the Year. He was also named a finalist for the Paul "Bear" Bryant and Eddie Robinson Awards for Coach of the Year.

In 2017, Monken led Army to its most successful season in over two decades, earning 10 victories, the Commander-in-Chief's Trophy, and a victory in the Armed Forces Bowl. The Black Knights won the NCAA Division I Football Bowl Subdivision rushing title by averaging 362.3 rushing yards per game and finished with 50 rushing touchdowns, which broke the program record for a single season set a year prior. On the other side of the ball, Army was third in the nation in red zone defense and 14th against the pass. The Black Knights held opponents to 22 points per game, ending Air Force's 306-game scoring streak with a 21-0 victory at Falcon Stadium. It was the first shutout against a service academy since 1969. The Black Knights were also rewarded for their success as the ECAC Division I FBS Team of the Year.

The 2016 season was a memorable one for the Black Knights under Monken. He led them to their first win over Navy since 2001 and a victory in a bowl game. The last time the Black Knights accomplished both feats in the same season was in 1984. Army was second in the nation in rushing offense and ran for a then Academy single-season 46 touchdowns, which eclipsed the 1945 national championship team. Defensively, Army was consistently in the Top-10 in total defense and closed out the year fourth in the nation.

In 2015, Monken coached Army to a pair of wins over Bucknell and Eastern Michigan. The Black Knights had five players reach 100 yards rushing in a game that year and had three different quarterbacks throw for 100 yards. Signal callers Ahmad Bradshaw and Chris Carter ran and threw for 100 yards in their career debuts. Army won on the road for the first time since 2010 with a 58-36 win over Eastern Michigan as well. The Black Knights closed the season ranked 12th in the country in rushing offense at 244.3 yards per game. Linebacker Andrew King finished 21st in the nation in tackles for loss with an average of 2.1 per game and 26th in fumbles recovered with two.

In his first season at Army, Monken guided the Cadets to home victories over Buffalo, Ball State, and Fordham, in addition to a dramatic win against Connecticut at Yankee Stadium. Under his guidance, running back Larry Dixon, linebacker Jeremy Timpf, defensive back Josh Jenkins, and offensive lineman Matt Hugenberg earned 11 citations on postseason all-star teams. Two players, Joe Drummond and Dixon, competed in The Medal of Honor Bowl Game and East-West Shrine Game, respectively, as well. Army was fifth in the country in rushing offense at 296.5 yards per game in Monken's inaugural season and sixth in fewest penalties per game with just 4.08 infractions per contest. Timpf was seventh in the nation in solo tackles per game and 23rd in tackles per game. Dixon was nationally ranked in rushing yards per carry (30th), rushing yards (39th) and rushing yards per game (41st). With the Black Knights' 47-39 win against Buffalo, Monken became the first head coach to win his first game since Bob Sutton did so in 1991 with a victory over Colgate.

Monken came to the banks of the Hudson River following a successful stint as head coach at Georgia Southern. He spent four seasons as head coach of the Eagles after learning the triple-option offense under one of the nation's premier option proponents, Paul Johnson, during assistant coaching stints at Navy and Georgia Tech.

In his four seasons at Georgia Southern, Monken authored a 38-16 mark and spearheaded the program's transition to the elite Football Bowl Subdivision level from the Football Championship Subdivision (FCS) ranks. Georgia Southern, which joined the Sun Belt Conference following Monken's tenure, was a member of the FCS and qualified for the NCAA playoffs in all three eligible seasons under him. The Eagles advanced to the national semifinals each year, while also posting double-digit victory totals. Monken guided tradition-rich Georgia Southern to some of the biggest wins in school history, with the most memorable arguably being a 26-20 victory at Florida at the vaunted "Swamp." Despite that headline-grabbing victory, the Eagles were not eligible for the FCS playoffs that season due to their transitional status.

A finalist for the 2012 Liberty Mutual Coach of the Year award, Monken guided the Eagles to 10 wins his first season, 11 in his second and 10 in his third. His 2013 squad posted a 7-4 mark, including the stunning, season-ending upset of Florida in Gainesville. Under Monken's guidance, Georgia Southern was one of the top rushing teams at the FCS level, claiming the NCAA rushing title in 2012 at 399.36 yards per contest. Walter Payton Award candidate Jerick McKinnon and running back Dominique Swope established the NCAA record for rushing yards by teammates with 3,063.

Georgia Southern was ranked No. 1 in both FCS polls for seven weeks in 2011 and stopped Wofford, 31-10, to win its ninth Southern Conference championship. Five players were named All-America, Brent Russell was selected Southern Conference Defensive Player of the Year, Monken earned conference Coach of the Year plaudits and Swope was named Southern Conference Freshman of the Year. Home playoff wins against Old Dominion and Maine were part of the Eagles' memorable 11-3 campaign. Monken got off to a great start in his first year at Georgia Southern, knocking off top-ranked and previously unbeaten Appalachian State en route to a 10-5 season. The Eagles ended the year with three straight wins to qualify for the postseason and registered three playoff victories to advance to the national semifinals.

Monken was named Georgia Southern's head coach in November of 2009, continuing a family history of football coaches. Jeff's father, Mike, and a dozen family members have coached at the high school, collegiate or professional ranks. Monken's first head coaching job came after accumulating 20 years of experience as an assistant, 13 of them with his mentor Johnson. Monken coached slotbacks at Georgia Southern from 1997 to 2001 before joining Johnson first at Navy and then Georgia Tech.

As an assistant coach at Georgia Southern, Monken was part of two NCAA FCS National Championship squads (1999 and 2000) and five-straight playoff teams. Georgia Southern was among the top-five rushing teams in all five seasons and twice led the nation in rushing. The Eagles ranked in the top-15 in scoring four out of five seasons as well.

After serving as an assistant at Georgia Southern, Monken accepted a position on Johnson's coaching staff at Navy. Monken not only mentored slotbacks, but he also later added special teams coordinator duties. In Annapolis, Monken helped the Midshipmen to five straight Commander in Chief trophies and five consecutive bowl game appearances, including a 10-win season in 2004. Following his time at Navy, Monken moved to Georgia Tech where for two seasons he served as the slotbacks coach and special teams coordinator. The Yellow Jackets posted double-digit wins in 2009 and captured the Atlantic Coast Conference championship, although that title was later vacated. Monken began his coaching career in 1989 as a graduate assistant at Hawai'i and later spent one season at Arizona State. Monken moved to Buffalo as the wide receivers and tight ends coach who also handled recruiting. He served on the staffs at Morton (Ill.) High School as the head coach and at Concordia University in Illinois as the offensive line coach.

A native of Joliet, Ill., Monken played wide receiver for four years and earned two varsity letters in track and field while earning his bachelor's degree from Millikin University in 1989. He was inducted into the school's Athletic Hall of Fame in October 2013 and collected his master's degree from Hawai'i in 1991.

Monken and his wife Beth reside at West Point with their three daughters, Isabelle, Amelia and Evangeline.



MONKEN CELEBRATES WITH HIS TEAM FOLLOWING THE 2022 ARMY-NAVY GAME, THE FIRST OVERTIME GAME IN THE SERIES' HISTORY.

HEAD COACH JEFF MONKEN NOTES



Year at Army West Point: 11th
Career Year (Head Coach): 14th (115-71)

Hometown: Joliet, Ill.
Family: wife, Beth; daughters, Isabelle, Amelia and Evangeline

EDUCATION
B.A., Millikin, 1989; M. Ed., Hawai'i, 1991

Led Army to beat #17-ranked, undefeated Air Force (11/4/23). The win was Army's first over an AP-ranked opponent since 1972.

In 2023, Monken led Army to recapture the coveted Commander-in-Chief's Trophy for the 10th time in school history, awarded annually to each season's winner of the triangular rivalry series between Army, Air Force and Navy. The CIC Trophy was Army's fourth in the past seven seasons, as Army only had four combined in the previous 39 years.

Signed a multi-year contract extension with Army on Sept. 18, 2023.

In 2022, logged his 59th career win at Army breaking a tie with the legendary Army coach Charles Daly and surpassing his mark for second place on the Academy's all-time win list. First is Red Blaik with 121 career victories.

Led Army to victory over rival Navy, with a double-OT victory over arch-rival Navy, the first-ever overtime game in the history of the Army-Navy Game series.

An Armed Forces Bowl victory over Missouri in 2021 marked Army's first win against an SEC program since 2009.

Started the 2021 season 4-0 for the first time in 25 years.

Led the Black Knights to an 11-win season for the first time in program history (2018).

Helped the Cadets to back-to-back 10-plus win seasons for the first time in Academy lore (2017 & 2018).

Became the first Army head coach to win three bowl games in his career (2016, 2017, & 2018), passing Jim Young, who had two bowl wins.

Finished 2018 ranked No. 19 in the Associated Press Poll and No. 20 in the Amway Coaches Poll.

Won the Commander-In-Chief's trophy in back-to-back seasons for the first time in program history (2017-18).

Earned the Lambert Trophy for the first time in 60 years (2018).

Won the George Munger Collegiate Coach of the Year Award and the Vince Lombardi Award for National College Coach of the Year (2018).

Mentored Kelvin Hopkins Jr. in 2018 to become the first player in Academy history to throw and rush for 1,000 yards in the same season.

Won 10 games in 2017 for only the second time in program history (1996).

Bleacher Report ranked Army in its final Top 25 rankings following its 10-3 season in 2017.

Brought home the Commander-in-Chief's Trophy for the first time in 21 years with wins over Navy and Air Force in 2017.

Named a finalist for the Paul "Bear" Bryant Award and Eddie Robinson Award for National Coach of the Year (2017).

Led the nation in rushing in 2017 and saw Ahmad Bradshaw set the single-season rushing record.

In 2016 led Army to its first win over Navy since 2001 and its first bowl game appearance and win since 2010.

Led Army to eight wins in 2016 for the first time since 1996.

Won against a Power 5 team in 2016 (Wake Forest) on the road for the first time since 2010.

Recorded Army's first road victory since 2010 with a win at E. Michigan in 2015.

Became the first Army coach to win his initial game since 1991.

YEAR	SCHOOL	OVERALL RECORD
2023	Army West Point	6-6
2022	Army West Point	6-6
2021	Army West Point	9-4
2020	Army West Point	9-3
2019	Army West Point	5-8
2018	Army West Point	11-2
2017	Army West Point	10-3
2016	Army West Point	8-5
2015	Army West Point	2-10
2014	Army West Point	4-8
2013	Georgia Southern (1st FBS Year)	7-4
2012	Georgia Southern	10-4
2011	Georgia Southern	11-3
2010#	Georgia Southern	10-5

MONKEN'S TROPHY CASE

Commander In Chief's Trophy: (4)

2017



2018



2020



2023



Bowl Wins: (4)

Lockheed Martin Armed Forces Bowl wins: (3)

2017



2018



2021



Zaxby's Heart of Dallas Bowl win (1): -- (Now known as First Responder Bowl)

2016



MONKEN'S ARMY CAREER SUPERLATIVES

INDIVIDUAL GAME HIGHS

Rushes	36, 2x B. Daily, at North Texas (11/9/24)
Yards Rushing	265, A. Bradshaw, at Air Force (11/4/17)
TD Rushes	5, 2x, Last: B. Daily vs. East Carolina (10/19/24)
Long Rush	87-TD, T. Robinson, vs. UMass (11/20/21)
Pass Attempts	24, K. Hopkins, vs. Tulane (10/5/19)
Pass Completions	11, C. Ballard, vs. UTSA (9/10/22)
Yards Passing	211, C. Ballard, vs. UTSA (9/10/22)
TD Passes	3, 2x, Last: B. Daily vs. Delaware State (9/9/23)
TDs accounted for	6, B. Daily vs. East Carolina (10/19/24)
Longest Pass	87-TD J. Laws to C. Harrison, at Air Force (11/2/19)
Longest TD Pass	87, J. Laws to C. Harrison, at Air Force (11/2/19)
Receptions	7, I. Alston, at Wake Forest (10/8/22)
Yards Receiving	135, I. Alston, vs. Delaware State (9/9/23)
TD Receptions	2, 2x Last: I. Alston, vs. Delaware State (9/9/23)
Field Goals	3, 3x Last: Q. Maretzki, at Air Force (11/4/23)
Long Field Goal	52, D. Grochowski, vs. Navy (10/18/20)
Punts	9, B. Boehlke, vs. Navy (12/10/22)
Long Punt	78, Z. Harding, at Air Force (11/2/19)
Long Punt Return	73-TD, T. Robinson, vs. Villanova (9/17/22)
Long Kickoff Return	55, Z. Mundell, vs. Boston College (10/7/23)
Tackles	17, J. Timpf, vs. Air Force (11/1/14)
INTs	2, 6x Last: C. Larkin vs. UAB (10/12/23)

TEAM NOTES

SERVICE ACADEMY EXCELLENCE

Since 2017, Monken and company has enjoyed a 65-32 win-loss record, the best among the three service academies in that span.

Rk	School	W	L	Pct.
1.	Army	65	32	.659
2.	Air Force	55	35	.620
3.	Navy	43	51	.467

ACADEMY BOWL WINS (SINCE 2016)

Rk	School	W	L
1.	Army	4	1
2.	Air Force	4	0
3.	Navy	2	1

12-4

Head Coach Jeff Monken is 12-4 in his last 16 service academy games dating back to the Army-Navy Game in 2016.

RECENT RANKED VS. RANKED MATCHUPS

The Black Knights are 4-4 in games where both teams enter ranked (AP Poll), since 1957.

Army's last win in a ranked vs. ranked contest was a 14-7 victory over Rice on Nov. 8, 1958

- Sept. 26, 2020 – No. 22 Army, 10 No. 14 Cincinnati 24
- Nov. 16, 1996 - No. 22 Army 17, No. 19 Syracuse 42
- Nov. 8, 1958 - No. 3 Army 14, No. 13 Rice 7
- Oct. 11, 1958 - No. 3 Army 14, No. 4 Notre Dame 2
- Sept. 27, 1958 - No. 8 Army 45, No. 18 South Carolina 8
- Nov. 30, 1957 - No. 10 Army 0, No. 8 Navy 14
- Oct. 19, 1957 - No. 19 Army 29, No. 16 Pitt 13
- Oct. 12, 1957 - No. 10 Army 21, No. 12 Notre Dame 23

ARMY AT YANKEE STADIUM

This is the 24th time Army and Notre Dame have played at Yankee Stadium.

Army and Notre Dame have met at the home of the Yankees 23 times before, including 22 times at the original Yankee Stadium (1925-29, '31-46, '69) and once at the current Yankee Stadium.

The most recent contest in 2010 also marked the first college football game played at the current Stadium, which opened its doors in 2009.

Army maintains an all-time record of 15-21-5 record in all games they have played at Yankee Stadium. Most recently, Army defeated UConn, 35-21 on 11/8/2014 at the home of the Yankees, in what was Jeff Monken's first season at the helm.

VS. THE FIGHTING IRISH

Notre Dame leads the all-time series, 39-8-4.

Army has dropped its last 15 games vs. Notre Dame. Army's last win over the Fighting Irish came 10/11/1958, a 14-2 Army win in South Bend, Ind.

Army and Notre Dame first met in 1913, a 35-13, Notre Dame win on the ground at West Point.

Army defeated Notre Dame, 59-0 at Yankee Stadium in 1944 on its way to an undefeated 9-0 National Championship season.

GAME OF THE CENTURY

In 1946, #2 Army (6-0) and #1 Notre Dame (6-0) met at Yankee Stadium and battled to a 0-0 tie. Both teams were undefeated going into the 1946 game at Yankee Stadium. Both teams averaged over 30 points per game.

Army had a 25-game winning streak, last losing to Notre Dame in 1943 (26-0), but had won the last two contests between the schools by scores of 59-0 and 48-0. Army had the defending Heisman Trophy winner, Doc Blanchard, also known as "Mr. Inside", the man who would win it that year, Glenn Davis, also known as "Mr. Outside", and one of the nation's top quarterbacks in Arnold Tucker.

CONFERENCE CHAMPIONSHIP GAME

Army, in its first season in the American Athletic Conference will play for the conference championship vs. Tulane on Friday, Dec. 8.

Army football had previously played as an Independent football program in every season of its existence since 1890, except for a seven-season stretch where they were a member of Conference USA (1998-2004).

This will be the first time ever playing for a conference championship title.

The only remaining factor is who will host between Army and Tulane. The No. 1 seed will host the championship game at their home venue.

Army has one more AAC matchup vs. UTSA (5-5) at Michie Stadium on Saturday, Nov. 30. Tulane hosts Memphis (11/28) two days prior, and those results will decide who clinches home-field advantage for the championship game.

COLLEGE FOOTBALL PLAYOFF RANKING

In the first College Football Playoff Selection Committee ranking of 2024 on Nov. 5, Army broke into the CFP rankings for the first-time in program history coming in at #25. Army has held a spot for the last two weeks.

- First ranking (11/5) - Army #25
- Second ranking (11/12) - Army #24

BEAT navy!

Army has beat navy in six of last eight years since 2016.

December 10, 2016	Baltimore, MD	ARMY, 21-17
December 9, 2017	Philadelphia, PA	ARMY, 14-13
December 8, 2018	Philadelphia, PA	No. 22 ARMY, 17-10
December 14, 2019	Philadelphia, PA	No. 23 Navy, 31-7
December 12, 2020	West Point, NY	ARMY, 15-0
December 11, 2021	East Rutherford, NJ	Navy, 17-13
December 10, 2022	Philadelphia, PA	ARMY, 20-17, 2OT
December 9, 2023	Foxborough, MA.	ARMY, 17-11



RENDEZVOUS WITH DESTINY

On 11/18, Army released its special edition uniforms that they will wear in the 125th playing of the Army-Navy Game on Dec. 14.

The 2024 Army-Navy uniform honors the storied legacy of the 101st Airborne Division. Nearly 80 years ago, the Screaming Eagles lived their motto, Rendezvous with Destiny, when they raced into the town of Bastogne in response to the Nazi offensive that would become known as the Battle of the Bulge. The 101st Airborne Division, encircled by Nazi forces, endured three weeks of relentless close combat in freezing weather.

2024 TEAM NOTES

NATIONAL RANKINGS

Army ranks highly in many key statistical measurements so far this season. A breakdown of Army's national and conference rankings below:

Statistic	National Rank	AAC rank	Value
3rd Down Conversion Pct (133 ranked)	2	1	0.535
4th Down Conversion Pct (133 ranked)	2	1	0.842
Fewest Penalties (133 ranked)	3	1	38
Fewest Penalties Per Game (133 ranked)	6	1	4.22
Fewest Penalty Yards (133 ranked)	8	1	361
First Downs Defense (133 ranked)	3	1	150
Passes Had Intercepted (133 ranked)	1	1	1
Passes Intercepted (130 ranked)	9	1	14
Passing Yards per Completion (133 ranked)	1	1	18.66
Punt Return Defense (133 ranked)	7	3	3
Red Zone Defense (133 ranked)	1	1	0.5
Red Zone Offense (133 ranked)	14	1	0.921
Rushing Defense (133 ranked)	3	1	82.6
Rushing Offense (133 ranked)	1	1	334.9
Sacks Allowed (133 ranked)	1	1	0.33
Scoring Defense (133 ranked)	2	1	10.3
Scoring Offense (133 ranked)	22	4	35.2
Tackles for Loss Allowed (133 ranked)	2	1	2.44
Team Passing Efficiency (133 ranked)	1	1	187.91
Time of Possession (133 ranked)	2	2	34:52
Total Defense (133 ranked)	5	1	273.9
Turnover Margin (133 ranked)	6	1	1.22
Turnovers Lost (133 ranked)	1	1	3
Winning Percentage (133 ranked)	1	1	1

RANKED

Army is ranked #18 in the AP Poll and #17 in the Coaches Poll this week (11/17)

Army's ranking of #18 in the AP Poll is the highest for Army since being #10 in October of 1962.

STREAKIN'

Army's 13-game winning streak is now the longest active winning streak nationally. This is also Army's longest winning streak under Jeff Monken.

It is the longest winning streak in Army football program history since winning 17 in a row between the 1949-50 seasons, teams coached by Earl 'Red' Blaik

Monken has seven different win streaks of over four games in his tenure with Army.

Monken's longest win streaks with Army

13	2023-pres.
10	2018-19
6	2017
5	2016-17
4	2020, 2021 (2x)

A RANKED HOME GAME

When hosting East Carolina at Michie Stadium on 10/19, Army was ranked #23. It was Army's first home game at Michie while being ranked since 1959.

This season was the first time Army has hosted two consecutive games (East Carolina/Air Force) at Michie Stadium as an AP-ranked team since 1958, under Coach Blaik and Heisman winner Pete Dawkins.

UNDEFEATED BY DOUBLE-DIGITS

Army is one of three unbeaten teams in all of FBS. Out of those teams, Army is the only team that has won every game by double-digits.

9-0

Army has started 9-0 for the first time since 1996.

Army's 9-0 start is only its second since 1950 (1996, and 2024).

IN COMMAND

Army has not trailed in a game at any point this season, until its ninth game of the season at North Texas. North Texas drove the games opening drive to kick a field goal and take an early 3-0 lead. Army lasted the longest in the entire FBS to not trail in a game (8+ games).

THE ARMY WAY

Until Army's ninth game at North Texas, Army did not trail in a game, not only this season, but at any point during its current 12-game winning streak. Since 2003, the only team with a longer streak without playing from behind was Alabama, in the last nine games of its 2020 National Championship season and the first five games of the 2021 season.

WINNER TAKE ALL CIC GAME

Army and Navy have both defeated Air Force this season. This means for the first time since 2017 and just the fifth time since 1978 that the Army-Navy Game will be a winner take all game for the Commander-in-Chief's Trophy.

GO BOWLING

Army has become bowl-game eligible with six wins, the earliest in a season ever being eligible. Army was the third quickest team in the FBS to do so. It is Army's first season being bowl eligible since 2021.

IN DOMINANT FASHION

Army has a point differential of +224 this season which is its most through nine games since 1950.

Best point differential's in Army history

1944	469
1945	366
1949	286
1943	246
1930	241
1950	227
2024	224

FAST STARTS

Army has outscored its opponents 317-93, including 169-30 in the first halves.

Army has scored on its opening drive in all eight games, vs. Air Force (Game 8) the first time not finishing the opening drive with a touchdown.

Army became the 3rd FBS team to score a touchdown on each of its first 2 possessions through 4 games of a season over the last 20 seasons, joining Tulsa (2008) and Baylor (2013).

2024 TEAM NOTES

400 OR MORE

Army has totaled 400+ yards of total offense in seven out of nine games this season, one of 7 teams in the nation to do so.

Since 2020, Army is 18-3 when logging 400+ yards of offense.

Army has rushed for 400 yards alone in three of the games (405 at FAU, 417 at Temple and 413 vs. UAB).

500 OR MORE

Army's eclipsed 500 yards of total offense in the win vs. UAB (10/12). Army has only went over 500+ yards four times since 2020.

RUNNING WILD

Army rushed for 405 yards as a team in its AAC debut at FAU (9/7), 417 as a team at Temple (9/26) and 413 vs. UAB.

It was the 27th time in Monken's tenure (2014-pres.) the Black Knights have totaled 400 yards on the ground in a game, second most in all of college football in that span. Army also has a 24-3 record in those games.

KNIGHTS MARCHING ON THE GROUND

As a team, Army has rushed for 3,014 yards (334.9 avg.).

Army ranks first in the country in rushing offense, averaging 334.9 yards per game, the only team averaging over 275.0 rushing yards per game.

MOVING THE STICKS

Army's offense is 54-for-101 converting on third down (53.5%), the second-best mark in the country.

SUCCESS IN THE REDZONE (BOTH SIDES OF BALL)

Army's offense and defense each rank highly nationally in the red zone.

The offense is 35-for-38 scoring in the red zone (27 rush TDs, three passing TDs, five FGs).

The defense has the best red zone mark in the country only allowing 10 red zone scores in 20 opponent opportunities (50.0%). In Army's last game at North Texas, the unit picked off two red zone passes.

KEEP AWAY

Army is averaging 34:52 time of possession, the second best in the country

NO TURNOVERS

Army is 26-1 in the last five seasons when they do not have a turnover on offense. Army has played turnover-free football in seven of the nine games this season.

Army has won the last 16 games when not committing a turnover.

DISCIPLINED TEAM

Army has only been penalized 38 times, third best in the nation.

STOPPING THE RUN

Army held Temple to minus-5 rushing yards (9/26), good for the third best mark in AAC single-game history.

Fewest Rushing Yards Allowed, AAC Game History

-35	Tulane vs. UCF, 10/3/15
-8	SMU vs. UConn, 9/30/17
-5	Army vs. Temple, 9/26/24

The mark of -5 rushing yards was the fewest in a game since at least 1996 for the Army defense.

Army's +422 rushing yards differential at Temple was the biggest for Army since a +554 differential vs VMI on Nov. 16, 2019.

Fewest Net Rushing Yards (since 1996)

Date	Opp	Att	Gained	Lost	Net	Avg
9/26/24	Temple	22	32	37	-5	-0.2
10/16/10	Rutgers	35	94	95	-1	0
10/15/16	Lafayette	17	31	21	10	0.6
9/11/10	Hawaii	11	52	42	10	0.9
9/28/96	North Texas	13	29	16	13	1
9/9/23	Delaware State	34	77	53	24	0.7
10/12/96	Rutgers	30	76	51	25	0.8

It was defensive coordinator Nate Woody's 6th time holding opponents under 40 net rushing yards in his Army tenure (2020-pres).

SACK ATTACK

The defense exploded for seven sacks against Temple (9/26) after not registering a sack in its first three games, each recorded by a different player.

It was the first time since at least 1996 that Army has had seven different players record a sack.

Army's seven sacks were the most in a game since recording 10 vs. Houston in 2018.

Since 1996, Army has only registered six performances of six or more sacks in a game.

Army's defense logged six sacks vs. Air Force (11/2), two by Kody Harris-Miller and 1.5 by Elo Modozie.

MOST SACKS IN SERVICE ACADEMY GAME

The Army defense logged five sacks in the win over Air Force (11/2). It is the most sacks by Army in a service academy game since at least 1996.

Army has logged a total of 19 games of 5+ sacks since 1996.

GOOD GRADES

Pro Football Focus (PFF) has Army graded as the highest offense in the country so far this season (95.8). Additionally, Army's 94.9 overall team grade is 3rd best in the country only to Indiana and Ohio State.

2024 TEAM NOTES

TOP DEFENSE

Army's defense ranks tied for first in the country in scoring defense, only allowing 10.3 points per game with Ohio State.

14 OR LESS FOR SUCCESS

Army's defense has held opponents to under 14 in eight of nine games this season.

Army's defense held its opponents to 14 or less in seven straight games from Navy (2023) through UAB (10/12/24). It was the longest streak holding the opponent to 14 or less since between the 1966-67 seasons when Army did so eight times. Army's 59 points allowed were the fewest since the 1967 season, when allowing 56 points through six games.

21 OR LESS FOR SUCCESS

Army's defense held its opponents to 21 points or less in 11 straight games from UMass (2023) through UAB (10/12/24). The Black Knights were 10-1 in those contests.

TOTAL DEFENSE

Army's defense ranks first in the AAC, only allowing an average of 273.9 yards per game, the only team allowing fewer than 300 yards per game.

Army's mark also ranks 5th best nationally.

WOODY'S WONDERS

Defensive Coordinator Nate Woody has not allowed Air Force to score a touchdown in the last nine quarters of play and has only allowed two field goals (six points) in the last two games.

Army has forced nine turnovers in the last two meetings vs. Air Force (six, 2023, and three, 2024).

2024 vs. Air Force was the first game the Army defense has not given up a touchdown since last year, also vs. Air Force (23-3, 2023).

7 OR LESS UNDER COACH NATE WOODY

This season, Army has held its opponents to seven points or less in four games in 2024. Under Defensive Coordinator Nate Woody (2020-present), Army is 12-0 when doing so. In 2020, Army held opposition under seven, five different times.

Date	Opponent	Opponent Points
11/9/24	North Texas	3
11/2/24	Air Force	3
9/7/24	Florida Atlantic	7
8/30/24	Lehigh	7
11/4/23	Air Force	3
9/9/23	Delaware State	0
11/26/22	UMass	7
12/19/20	Air Force	7
12/12/20	Navy	0
10/24/20	Mercer	3
9/12/20	ULM	7
9/5/20	Middle Tennessee	0

NO TOUCHDOWNS

Army's defense has not yielded a touchdown in its last two games (Air Force and North Texas). The eight quarter stretch is the longest by an Army defense since not allowing a touchdown in two consecutive games in 1984 vs. Duke and Harvard.

SERVICE ACADEMY GAME DEFENSE

Defensive Coordinator Nate Woody's unit had major performances in both service academy games in 2023, only allowing three points to Air Force and 11 points to Navy.

It marked only the fourth time in school history that the Army defense held both Air Force and Navy to 11 points or fewer in the same season (1981, 1986, 2020, 2023), as two of those have come under Woody.

DEFENSE WINS GAMES

Woody's defense was instrumental in the Black Knights' four-game winning streak to conclude the 2023 season. In Army's four wins to end the season (Air Force, Holy Cross, Coastal Carolina and Navy) the defense only gave up an average of 12.25 points per game.

21 OR LESS UNDER COACH NATE WOODY

Under Defensive Coordinator Nate Woody (2020-present), Army has held its opponents under 21 points 37 times.

Rk	School	W	L	T	Count
1	Georgia	51	0	0	51
2	Iowa	38	7	0	45
3	Air Force	31	9	0	40
T-4	Ohio State	39	1	0	40
T-4	Penn State	36	4	0	40
6	Army	32	7	0	39

BALL HAWKS

The Army defense has picked off 14 passes this season, T-9th most nationally.

The unit intercepted two passes, both in the redzone at North Texas halting two potential scoring drives when Donavon Platt and Justin Weaver intercepted passes.

S Casey Larkin recorded the first two interceptions of his career, picking off two passes in the first half vs. UAB (10/12).

It marked the first individual effort with multiple interceptions since Bo Nicolas-Paul vs. Air Force in November 2023.

Army has five players with multiple INTs (Casey Larkin, Jaydan Mayes, Justin Weaver, Donavon Platt and Max DiDomenico).

Army intercepted Air Force three times (11/2), coming from Larkin, DiDomenico and Mayes.

S Max DiDomenico's 71-yard interception return vs. Air Force was the longest by an Army player since 2014 (Chris Carnegie, 99-yard TD).

CB Justin Weaver recorded his first interception vs. East Carolina (10/19).

2024 TEAM NOTES

IF IT FLIES...

Army has outscored Air Force 43-6 in the teams' last two meetings (2023-24).

Army has won six of the last eight meetings vs. Air Force (2017, 2018, 2020, 2021, 2023 and 2024).

"DE"WAYNE'S WORLD

Junior Dewayne Coleman won his first start at quarterback, the first Army QB to win his first start since Cade Ballard in 2020 (10/17/20 at UTSA).

TWO 100-YARD RUSHERS IN GAME

Daily and Udoh have each gone over 100 rushing yards in the same game three separate times this season (Temple, Tulsa and East Carolina).

Army has had two 100-yard rushers four times this season as Noah Short and Daily each had over 100 yards on the ground at FAU (9/7).

Army has had multiple 100-yard rushers in a game nine times since 2017.

Prior to this season, the feat was last achieved by Daily and RB Hayden Reed on Sept. 15, 2023, at UTSA.

3 OVER 100 YARDS

At Tulsa (10/5), Army had three players total over 100 yards on the day.

Noah Short's 100-yard receiving performance paired with Daily and Udoh going over 100 yards on the ground marked the first time Army has had a 100-yard receiver and rusher since 10/23/21 against Wake Forest (Isaiah Alston 107 receiving + Tyhier Tyler 104 rushing).

It is the first time in program history in which Army has had multiple 100+ yard rushers and a 100+ yard receiver.

THREE-HEADED MONSTER

QB Bryson Daily, RB Kanye Udoh and SB Noah Short have each rushed for 75 or more yards in the same game twice so far this season. The trio did so in the season-opener vs. Lehigh (Short, 83; Daily 78; Udoh, 75) and at Temple (Daily, 152; Udoh, 128; Short, 78). They are the first Army trio to have multiple games together of 75+ rushing yards since 2012, when Trent Steelman, Larry Dixon and Raymond Maples did so four times.

A PERFECT START ON OFFENSE

Army began the season 8-for-8 in touchdown drives minus when receiving the ball back before halftime with just a few seconds left against Lehigh.

The Black Knights also went 7-for-7 in scoring touchdowns in the red zone to begin the season.

THAT'S A SAFETY

Army forced a safety vs. Rice (9/21) when a the long snap for the Owls sailed over the punters head and into the end zone, resulting in a safety which made it 30-0.

It was Army's first forced safety since 2021 vs. Ball State.

PRO FOOTBALL FOCUS LOVE

Center Brady Small was named to the PFF College Football Team of the Week for Week 7 vs. UAB assisting the offense post 44 points and total over 500 yards.

Offensive lineman Paolo Gennarelli (RG) and Lucas Scott (RT) were named to the PFF College Football Team of the Week for Week 4 for their performance in the win over Rice. They helped pave the way for an offense that dominated time of possession 39:05 to 20:55, totaled 400 yards of offense, and scored a perfect 4-for-4 on touchdowns in the redzone. Scott scored a 89.9 grade and Gennarelli, a 89.5 grade highest graded Army players on the team, besides QB Bryson Daily (90.9).

Additionally, they were named to the Group of Five Team of the Week, along with OL Connor Finucane.

In Week 1 vs. Lehigh, center Brady Small graded out as the country's top center of the week. Small and RG Paolo Gennarelli were named to the Group of Five Team of the Week for their performances in the Week 1 win over Lehigh.

Week 1

Group of Five Team of the Week: Brady Small (C) and Paolo Gennarelli (RG)

Week 4

College Football Team of the Week: Paolo Gennarelli (RG) and Lucas Scott (RT)
Group of Five Team of the Week: Paolo Gennarelli (RG), Lucas Scott (RT) and Connor Finucane (LT).

Week 7

College Football Team of the Week: Brady Small (C)
Group of Five Team of the Week: Brady Small (C)

Week 8

College Football Team of the Week: Bryson Daily (QB)

Week 10

College Football Team of the Week: Casey Larkin (S) and Lucas Scott (RT)



2024 TEAM NOTES

A 'SPECIAL' BAG OF TRICKS

Army wasted no time diving into the bag of tricks to start the new season.

In Game 1, the Army offense was stopped on its first drive of the game sending out the punt unit on fourth-and-two from Army's own 28-yard line.

Personal punt protector Andon Thomas took the direct snap as punter James Wagenseller pretended the ball went over his head as Thomas raced down the left sideline for 35 yards and Army first down. Army would capitalize by scoring a touchdown on the drive and capturing the momentum.

In Game 2 at FAU, Special Teams Coordinator Sean Saturnio dove into his bag of tricks for the second consecutive week as Matthew Rhodes, the holder on the field goal team got the snap and sprinted to his left down the sideline for a 23-yard touchdown run. The trick play gave Army cushion extending the lead to 24-7.

MONKEN JUST WINS AT MICHIE

Army is 5-0 at home this season at Michie Stadium. If Army wins its last home game vs. UTSA (Nov. 30), it will be the fourth time under Monken that Army has been perfect at home (2017, 2018, 2020).

MICHIE SELLOUTS

Army has sold out back-to-back home games (30,046 attendance) at Michie for the first time since 2000 (Tulane and Air Force).

ON NATIONAL TV

Army defeated Temple on an ESPN primetime game on Thursday, 9/26.

Army's record on ESPN since 2016 is 6-2 and is a combined 13-5 on nationally televised games on ESPN or CBS.

Army has won ESPN primetime games in back-to-back seasons, defeating UTSA in 2023 on a Friday night.

ESPN AT MICHIE

Army's matchup vs. East Carolina (10/19) was televised on ESPN2, the first ESPN owned network to broadcast an Army home game since 2009.

ENDANGERED SPECIES

Army played three consecutive Owl mascot opponents in the month of September, defeating all three.

9/7 at Florida Atlantic Owls, W, 24-7

9/21 vs. Rice Owls, W, 37-14

9/26 at Temple Owls, W, 42-14

MONKEN STRONG IN HOME OPENERS

With the home opening win over Lehigh, Head Coach Jeff Monken improves to 9-2 in his Army tenure in home openers.

ON THURSDAYS

Army defeated Temple on a Thursday night (9/26), 42-14.

It was Army's first Thursday night game since hosting Louisville in 1999.

Army's 2010 bowl game vs. SMU and 2020 vs. West Virginia were also Thursdays but were played during the day.

2024 TEAM NOTES

I'M THE CAPTAIN NOW

Army has four team captains for the season, QB Bryson Daily, S Max DiDomenico, DL Kyle Lewis and DL Cody Winokur

Daily -- Started 10 games at quarterback last season for the Black Knights becoming only the second Army QB to rush and pass for over 900 yards in a season.

DiDomenico -- Started in all 11 games that he played at safety, logging 53 tackles, two interceptions, three passes defended and a forced fumble.

Lewis -- Played in all 12 games in 2023, logging a career-high 25 tackles, 2.5 tackles for loss, one sack, forcing one fumble and recovering a fumble.

Winokur -- Is the story of ultimate perseverance. He appeared in eight games for the Black Knights in 2019 and 2020, before serving on active duty as a Cannon Crew member with Charlie Battery 2-15 Field Artillery Regiment in Fort Drum, New York in 2021 and 2022. He attained the rank of SGT and earned an Expert Soldier Badge and attended Air Assault School. Winokur rejoined the team with two years of eligibility left prior to the 2023 season, playing in six games.

THE OC

Cody Worley was promoted to offensive coordinator while still serving as the quarterbacks coach, in January 2024.

Worley played collegiately at Furman, where as a senior in 2010, he threw for 1,496 yards and accounted for 19 touchdowns. He merited a spot on the Southern Conference's Academic Honor Roll in 2007-08 and received his bachelor's degree in communication studies from Furman in December 2010.

Worley came to West Point in 2020, after a six-year stint at Kennesaw State, where he was the quarterbacks coach.

NEW BEGINNINGS

Army embarks play in the American Athletic Conference (AAC) this season.

It was announced in October 2023 that Army had accepted an invitation to join the American Athletic Conference (AAC) in football only, beginning in the 2024 season.

Army football will continue its TV rights partnership with CBS Sports Network through 2028, as the exclusive home for Army's home game schedule.

The annual Army-Navy Game presented by USAA will not be counted as a conference game as the rights remain with both institutions. Army and Navy would meet in the American Athletic Conference Championship Game, however, if both teams qualify.

FACE LIFT

Michie Stadium is currently undergoing a major construction project, the Michie Stadium Preservation Project.

Expected completion for this project, which will rebuild and modernize the current East Stands, is slated for Summer 2026. During this time, Army West Point will continue to welcome fans at Michie Stadium for men's and women's lacrosse, football, graduation, and other special events

AAC SPECIAL TEAMS PLAYER OF THE WEEK

Army Punter/Holder Matthew Rhodes was named AAC Week 2 Special Teams Player of the Week, Army's first player to receive conference honors.

Serving as the holder on Army's field goal unit, Rhodes took a fourth-down snap and raced down the left sideline for a 23-yard touchdown, giving the Black Knights a 17-point lead.

PRESEASON MEDIA POLL

American Athletic Conference Preseason Media Poll voted on by national media members

Team (First-Place Votes)	Points
1. Memphis (23)	409
2. UTSA (4)	368
3. Tulane (2)	362
4. South Florida	339
5. Army (1)	236
6. Florida Atlantic	228
7. East Carolina	219
Rice	219
9. North Texas	216
10. UAB	192
11. Navy	150
12. Tulsa	95
13. Charlotte	77
14. Temple	40

WATCH PARTY

Several Army players were recognized on preseason watch lists this summer.

Bryson Daily | Earl Campbell Tyler Rose Award

Award recognizes the top offensive player in Division I football who also exhibits the enduring characteristics that define Earl Campbell: integrity, performance, teamwork, sportsmanship, drive, community and tenacity; specifically, tenacity to persist and determination to overcome adversity and injury in pursuit of reaching goals

Kanye Udoh | Doak Walter Award

Presented to the nation's most outstanding college running back. Udoh is one of 16 sophomores featured on the list of 87 total of the country's top running backs.

Brady Small | Rimington Trophy

An award presented annually to the nation's most outstanding center in Division I College Football. This year, the Trophy committee worked with Pro Football Focus (PFF) to narrow down its list to the top 40 centers. PFF grades every player on every play of every game on how well they execute their given assignment.

Dre Miller | AFCA Good Works Team & Wuerffel Trophy

College football's premier award for community service.



2024 TEAM NOTES

VICTORY LAP

Tyrell Robinson, Connor Finucane, and Jordyn Law will be playing as fifth-years this season for various reasons each.

BROTHERLY LOVE

Army has three sets of brothers on the roster in the Bartoshs, Kloskas and the Fortners.

- **Briggs and Braden Bartosh** -- Briggs is a FR slot back and Braden is a JR OL.
- **Tim and Kyle Kloska** -- Tim is a Fr. RB and Kyle is a So. OL. Kyle transferred to Army from Central Michigan so he could play with his brother.
- **Kalib and Liam Fortner** -- Twin brothers from Knoxville, Tenn. both are major contributors. Kalib is a starting LB and Liam at WR.

EXPERIENCED O-LINE

The offensive line returns three starters from last season, making for an experienced unit.

Career Starts

Connor Finucane	47
Jordyn Law	23
Lucas Scott	21
Brady Small	21
Paolo Gennarelli	9
Bill Katsigiannis	9
David Hoyt	4
Will Jeffcoat	2

NUKE

It was announced in early August that starting OL Connor Finucane was granted permission to play a fifth-year and return to the team. He has started the last 39 consecutive games for Army on the offensive line. Last season in 2023, he started 11 at right tackle and one at right guard. He served as a team captain in 2023 as well.

COMMANDER-IN-CHIEF'S TROPHY...AT WEST POINT

In 2023, Army recaptured the coveted Commander-in-Chief's Trophy for the 10th time in school history, awarded annually to each season's winner of the triangular rivalry series between Army, Air Force and Navy. The CIC Trophy was Army's fourth in the past seven seasons, as Army only had four combined in the previous 39 years.

BEATING THE UNBEATEN

Army upset rival #17 AP-ranked Air Force, 23-3 at Empower Field at Mile High on Nov. 4, 2023, handing the Falcons their first loss of the season and breaking their 13-game win streak dating back to 2022. It was the second time that Army has beaten a team that entered the game 8-0 or better. The other instance was November 13, 1976, vs. Colgate (entered 8-0) as Army won 29-13.

ARMY BEATING UNBEATEN TEAMS 8 GAMES OR LATER IN THE SEASON:

Colgate (8-0) on November 13, 1976
Navy (7-0-1) on December 1, 1945
Navy (7-0-1) on November 29, 1913
Chicago (12-0-1) on November 14, 1903

WIN OVER AP-RANKED OPPONENT

Army defeated rival #17 Air Force, 23-3 on Nov. 4, 2023.

It was Army's first win over an AP-ranked opponent since 1972, when defeating #19 Air Force.

It was also Army's first win of 20 or more points vs. an AP-ranked opponent since 1958 beating #18 South Carolina, 45-8.

BORN IN THE USA

Breakdown of which states Army's roster hails from.

Texas - 29	Maryland - 5	Wisconsin - 2
Florida - 20	Kentucky - 4	Washington - 2
Georgia - 19	Michigan - 4	Arkansas - 1
California - 10	Alabama - 3	Colorado - 1
Pennsylvania - 10	Arizona - 3	Iowa - 1
Ohio - 9	Connecticut - 3	Mississippi - 1
New Jersey - 8	Missouri - 3	Nevada - 1
Tennessee - 7	New York - 3	Massachusetts - 1
North Carolina - 6	South Carolina - 3	Oregon - 1
Illinois - 6	Delaware - 2	Virginia - 1
Louisiana - 6	Oklahoma - 2	

THIS WEEK'S COMBO

Army will be wearing its gold, white, white uniform combination this week vs. Notre Dame. Army's record in this combination is highlighted below.

Helmet - 

Jersey - 

Pants - 

SWAG TRACKER

Army's Record by Uniform Combination (Since 2017)

Helmet	Jersey	Pants	W	L
Gold	Black	Gold	25	1
Gold	Black	Black	4	4
Gold	White	Gold	7	9
Gold	White	White	3	3
Gold	Gray	Gray	3	1
Gold	Gray	Gold	0	1
Black	Black	Black	10	3
Black	Black	Gold	2	0
Black	White	White	2	3
Black	White	Black	4	5

Totals: 60 30

(Army-Navy uniforms not represented in this total)

ELITE SPECIAL TEAMS

Army's special teams unit finished 2023 ranked No. 5 in ESPN's College Football Power Index. Army special teams blocked two punts that resulted in returns for touchdowns this season. Army blocked four total kicks (FGs/punts), T-3rd most in the NCAA.

SPECIAL TEAMS MEN "ACE"

Army DB Jabril Williams has been a part of three blocked punts that have resulted in touchdowns in this career.

1 - vs. Navy, 2022 - Was part of the biggest play of the season when Noah Short blocked a Navy punt and Williams chased down the ball in the end zone, recovering for a special teams touchdown, by the thinnest of margins.

2 - vs. Holy Cross, 2023 - Williams blocked a punt which was recovered and returned for a touchdown by LB Elo Modozie.

3 - vs. Coastal Carolina, 2023 - Recovered a blocked punt by Brett Gerena and returned it 37 yards for a touchdown.

"SAUCE" TEAM

Army has successfully blocked punts in each of the last four seasons (2020-23), giving them 11 blocked punts in that span.

One of Saturnio's staples since taking over Army's special teams again in 2020 has been in his unit's ability to block punts. Army has blocked 11 punts in each of the last four seasons (2020-24) and has 20 total blocked kicks (punts and FGs) which is the most in the country in that span.

Army blocked its first kick of 2024 vs. Rice (9/21) when Rice advanced the ball into Army territory and the red zone, settling for a 36-yard field goal attempt with 7:43 to go in the half when LB Elo Modozie blocked the kick with a recovery made by S Casey Larkin who then returned it 25 yards to the Army 43.

2024 AMERICAN ATHLETIC CONFERENCE STANDINGS

School	W	L	Pct	W	L	Pct
Army	9	0	1	7	0	1
Tulane	9	2	0.818	7	0	1
Memphis	9	2	0.818	5	2	0.71
Navy	7	3	0.7	5	2	0.71
East Carolina	6	4	0.6	4	2	0.66
South Florida	5	5	0.5	3	3	0.5
UTSA	5	5	0.5	3	3	0.5
North Texas	5	5	0.5	2	4	0.33
Charlotte	3	7	0.3	2	4	0.33
Rice	3	7	0.3	2	4	0.33
Temple	3	7	0.3	2	4	0.33
Tulsa	3	7	0.3	1	5	0.16
UAB	2	8	0.2	1	5	0.16
Florida Atlantic	2	8	0.2	0	6	0

NOD TO THE SENIORS -- CLASS OF '24

A four-year graduating senior (senior season in 2023) finished their Army football career with a 30-19 overall record, a combined 6-2 over service academy rivals (3-1 vs. each academy), two Commander-in-Chief's Trophies (2020, 2023), two bowl appearances (2020, 2021) and one bowl victory (2021).

2023 SEASON SUMMARY: (6-6)

Facing adversity over halfway through the season, Army West Point sat with a 2-6 record following a home loss to UMass.

With four games to go, the Black Knights began rewriting their season one week at a time and it started on November 4 in Denver, Colorado vs. #17 ranked undefeated Air Force. Army was counted out by most media and fans, as they were a 20-point underdog entering the contest. However, on the fourth play of the game, junior QB Bryson Daily who was playing in his first service academy game, broke free on a 62-yard touchdown run as Army jumped out to a 7-0 lead and set the tone for the remainder of the afternoon. The Army defense was sensational, allowing just three points, the fewest since 2017 against Air Force, while also forcing six turnovers, marking only the second time since 1996 that the Black Knights have forced that many turnovers. The 23-3 blowout win gave Army its first win over an AP-ranked opponent since 1972 and handed Air Force its first loss of the season, breaking their 13-game win streak dating back to last season. It was also Army's first win of 20 or more points vs. an AP-ranked opponent since 1958. The win also marked Army's fifth win over the Falcons in the last seven meetings.

Carrying the momentum from the emotional rivalry win, the Black Knights returned to Michie Stadium for back-to-back home games vs. FCS Holy Cross and bowl-bound Coastal Carolina. Playing complimentary football between all three phases, Army defeated Holy Cross, 17-14, and Coastal Carolina, 28-21. In each game, Army's special teams blocked a punt that was returned for a touchdown.

Riding a three-game winning streak and a chance to recapture the Commander-in-Chief's Trophy, Army entered the 124th Army-Navy Game at Gillette Stadium. Leading 10-3 in the fourth quarter, LB Kalib Fortner made the play of the night stripping the Navy quarterback, scooping up the ball and returning it 44 yards to the house for the touchdown to make it a 17-3 ball game with just 4:49 to play. Army would hang on for the 17-11 victory, marking Army's 10th ever CIC Trophy outright title (1972, 1977, 1984, 1986, 1988, 1996, 2017, 2018, 2020, 2023).

It was Army's fourth CIC Trophy in the past seven years. The win was also Army's sixth out of the last eight meetings vs. Navy since 2016. Following the season, freshman RB Kanye Udoh was named ECAC Rookie of the Year, rushing for 524 yards and one touchdown, and 13 players were selected to Phil Steele Independent All-Conference Teams

QUARTERBACK | BRYSON DAILY NOTES

QB THAT LEADS

Daily was voted one of four team captains for the 2024 season. He is just the fifth Army QB to wear the "C" on his chest since 1991 and the first since 2019.

- 2011 - Max Jenkins
- 2012 - Trent Steelman
- 2017 - Ahmad Bradshaw
- 2019 - Kelvin Hopkins Jr.
- 2024 - Bryson Daily

108 YEARS IN THE MAKING

Daily scored six touchdowns, five on the ground and one passing vs. East Carolina (10/19), the first six touchdown accounted for game by an Army player since Elmer Oliphant's six-touchdown day in 1916.

RECORD BREAKER

Daily had a record-setting day, breaking two single-season program records, most rushing touchdowns in a season, and most touchdowns responsible for in a season vs. East Carolina (10/19).

Touchdowns Responsible For: Single-Season Army History

Player	Year	Rush TD	Pass TD	Total TD
Bryson Daily	2024	21	7	28
Leamon Hall	1977	8	15	23
Kelvin Hopkins Jr.	2018	17	6	23

Rushing Touchdowns: Single-Season Army History

Player	Year	Rush TD
Bryson Daily	2024	21
Kelvin Hopkins Jr.	2018	17
Trent Steelman	2012	17
Carlton Jones	2004	17

Rushing Touchdowns: Single-Game Army History

Player	Game	Rush TD
Bryson Daily	vs. East Carolina, 2024	5
Kelvin Hopkins Jr.	vs. Houston, 2018	5
Carlton Jones	vs. USF, 2004	5

TOUCHDOWN MAKERS - NCAA LEADERS

Daily is second in the NCAA with 21 rushing scores, behind Boise State's Ashton Jeanty.

Player	Rushing TDs
Ashton Jeanty, Boise St.	25
Bryson Daily, Army	21
Dylan Sampson, Tennessee	21
Kaleb Johnson, Iowa	20

THE ALL-TIME ARMY GREATS

Daily is fourth all-time in Army history in career touchdowns responsible for.

Player	R	P	RC	RT	Total
1. Glenn Davis, 1943-46	43	12	14	2	71
2. Trent Steelman, 2009-12	45	14	0	0	59
3. Leamon Hall, 1974-77	13	38	0	0	51
4. Bryson Daily, 2021-pres.	30	14	0	0	44
5. Tory Crawford, 1984-87	35	8	0	0	43
6. Felix Blanchard, 1944-46	26	0	7	5	38

MILESTONE WATCH -- 100-YARD GAMES

Daily has rushed for over 100 yards in seven consecutive games, breaking the record for the most consecutive games eclipsing 100 yards on the ground, which was held by Trent Steelman, six, (2012).

Mike Mayweather (1990) holds the mark for most 100-yard rushing performances in a season with eight.

	Year	100 YD GAMES
Mike Mayweather	1990	8
Bryson Daily	2024	7
Nate Sassaman	1984	7
Trent Steelman	2012	7
Ahmad Bradshaw	2017	7
Tom Bell	1954	6
Michael Wallace	2000	6

MULTI-TD PERFORMANCES

Daily has totaled seven multi-rushing touchdown performances this season (Lehigh, Rice, Temple, Tulsa, UAB, East Carolina and North Texas).

Daily's efforts now give him nine multi-rushing touchdown games in his career and five consecutive of three rushing scores (Rice, Temple, Tulsa, UAB and East Carolina).

He had two multi-rushing score games in 2023 vs. Delaware State and Air Force.

Army's Most Multi-Rushing TD Games (Since 2000)

Player	Career	Count
Trent Steelman, 2009-2012		12
Darnell Woolfolk, 2015-2018		10
Bryson Daily (2021-pres.)		9
Carlton Jones, 2002-05		9
Jakobi Buchanan, 2019-23		6
Tyhier Tyler, 2019-22		6
Kelvin Hopkins Jr 2016-19		6

5 TD GAMES

Daily has recorded three five-touchdown performances this season (Rice, UAB and East Carolina).

Daily's five touchdowns accounted for games are the eighth occurrence by an Army player since 1996, as Daily has four of those.

Player		Pass TD	Rush/RecTD	Tot TD
Bryson Daily	10/19/24 vs. East Carolina	1	5	6
Bryson Daily	10/12/24 vs. UAB	1	4	5
Bryson Daily	9/21/24 vs. Rice	2	3	5
Bryson Daily	9/9/23 vs. Delaware St.	3	2	5
Kelvin Hopkins Jr.	12/22/18 vs. Houston	0	5	5
Trent Steelman	10/2/10 vs. Temple	1	4	5
Carlton Jones	10/16/04 vs. USF	0	5	5
Tielor Robinson	10/9/04 vs. Cincinnati		3 rush/2 rec	

QUARTERBACK | BRYSON DAILY NOTES CONT.

CHASING 20

Now with 20+ rushing TDs, Daily is one of 16 players that have totaled 20+ rushing touchdowns in a season since 2020.

Player	TDs	Season	School
Blake Corum	27	2023	Michigan
Ashton Jeanty	26	2024	Boise State
Najee Harris	26	2020	Alabama
Rasheen Ali	23	2021	Marshall
Tyler Allgeier	23	2021	BYU
Breece Hall	21	2020	Iowa State
Bryson Daily	21	2024	Army
Dylan Sampson	21	2024	Tennessee
Ollie Gordon	21	2023	Oklahoma State
Tavion Thomas	21	2021	Utah
Breece Hall	20	2021	Iowa State
Hassan Haskins	20	2021	Michigan
Israel Abanikanda	20	2022	Pitt

EASY AS 1, 2, 3 TOUCHDOWNS

Daily has four 3+ rushing touchdown games this season (Rice, Temple, UAB and East Carolina), tied with Boise State's Ashton Jeanty for the most nationally.

AMONG THE ARMY GREATS

Daily's average of 123.0 rushing yards per game would be the second-best in Army history if the season ended today.

Player	Year	Y/G	Att.	Yds
Ahmad Bradshaw	2017	134.3	242	1,746
Bryson Daily	2024	132.8	174	1,062
Mike Mayweather	1990	121.6	274	1,338
Michael Wallace	2000	115.7	192	1,157
Carlton Jones	2004	115.4	209	1,269

FINDING PAYDIRT

Most career rushing touchdowns by Army quarterbacks in the Jeff Monken era (2014-pres.).

Player	Season	Games	TD
Bryson Daily	2021-pres.	24	30
Ahmad Bradshaw	2015-2017(3)	33	27
Kelvin Hopkins Jr.	2017-2019(3)	31	24
Tyhier Tyler	2020-2022(3)	29	24
Christian Anderson	2019-2021(3)	25	16
Jemel Jones	2019-2022(4)	19	12

ARMY QBs THAT RUN IT

Daily currently has 1,973 career rushing yards. Daily broke into the top-5 this season in Army quarterback's career rushing yards.

Rk	Player	RYds	Games	Att	RTDs
1	Trent Steelman (2009-12)	3320	46	772	45
2	Ahmad Bradshaw (2015-17)	3040	33	557	27
3	Tory Crawford (1984-1987)	2313	44	514	35
4.	Bryson Daily (2021-pres.)	2126	24	401	30
5.	Kelvin Hopkins Jr. (2017-19)	1767	30	353	24
6.	Tyhier Tyler (2020-22)	1735	30	410	24

100+ RUSHING YARD PERFORMANCES

Daily rushed for a career-high 171 yards vs. East Carolina (10/19). He has nine career 100-yard rushing performances.

Date	Opponent	Att	R-Yards	Avg.	R-TDs
10/19/24	East Carolina	31	171	5.5	5
11/4/23	Air Force	36	170	4.7	2
11/9/24	North Texas	36	153	4.2	2
9/26/24	Temple	24	152	6.3	3
9/21/24	Rice	23	145	6.3	3
10/12/24	UAB	12	136	11.3	4
9/7/24	Florida Atlantic	18	117	6.5	0
10/5/24	Tulsa	13	110	8.5	2
9/15/23	Texas-San Antonio	24	100	4.2	1

130 AND THREE SCORES

Daily has posted four career games totaling over 130 rushing yards and three rushing touchdowns, the most such games by any Army player since 1996. Trent Steelman had three such games in his career.

AND HE CAN PASS!

Daily tossed two touchdown passes both to Noah Short at Tulsa (10/5), the third multi-passing touchdown game of his career and the second such performance of the season (vs. Rice 9/21).

Date	Opponent	P-Yards	C-A	Passing TDs
9/9/23	Delaware St	193	8-11	3
10/5/24	Tulsa	140	5-5	2
9/21/24	Rice	107	6-9	2



Daily won three consecutive AAC Offensive Player of the Week Awards (Week 6-8), the most in the conference.

QUARTERBACK | BRYSON DAILY NOTES CONT.

CAREER PASSING TDS

Daily has 14 career passing TDs, good for T-9th in Army career records.

Player	Years	Passing TDs
1. Leamon Hall	1974-77	38
2. Zac Dahman	2002-05	36
3. Pete Vann	1951-54	25
4. Arnold Galiffa	1946-49	21
5. Kingsley Fink	1971-73	18
6. Joe Caldwell	1958-59	17
Carson Williams	2006-09	17
8. Steve Lindell	1966-68	15
9. Trent Steelman	2009-12	14
Bryson Daily	2021-pres.	14

1K MAGIC

Daily broke free up the middle for a gain of 17 at North Texas in the second half to break the 1,000-yard mark for the season, Army's first 1,000-yard rusher since Kelvin Hopkins Jr in 2018. It also put him over 2,000 career rushing yards.

He is the first Army rusher since Kelvin Hopkins Jr. (2018) to eclipse 1,000 rushing yards and only the fourth in the Jeff Monken era.

Player	Yards	Season
Bryson Daily	1K+	2024
Kelvin Hopkins Jr.	1017	2018
Ahmad Bradshaw	1746	2017
Larry Dixon	1102	2014
Terry Baggett	1113	2013
Trent Steelman	1248	2012
Raymond Maples	1215	2012
Raymond Maples	1066	2011
Jared Hassin	1013	2010
Collin Mooney	1339	2008
Carlton Jones	1024	2005
Carlton Jones	1269	2004
Michael Wallace	1157	2000
Mike Mayweather	1338	1990
Mike Mayweather	1177	1989
Mike Mayweather	1022	1988
Tory Crawford	1078	1986
Doug Black	1148	1984
Nate Sassaman	1002	1984
Gerald Walker	1053	1981
Charlie Jarvis	1110	1968

MOST TDS IN AAC SEASON

Daily is climbing up the leaderboards in most rushing TDs in a season in AAC history.

Player	TD	Season	Team
Will Worth	25	2016	Navy
Keenan Reynolds	24	2015	Navy
Xavier Jones	23	2019	SMU
Darrell Henderson	22	2018	Memphis
Bryson Daily	21	2024	Army
Greg Ward Jr.	21	2015	Houston
Malcolm Perry	21	2019	Navy

2024 AWARD CABINET

WALTER CAMP NATIONAL OFFENSIVE PLAYER SEMIFINALIST

DAVEY O'BRIEN SEMIFINALIST

MAXWELL AWARD SEMIFINALIST

WEEK 8 VS. EAST CAROLINA

AAC OFFENSIVE PLAYER OF THE WEEK

Tabbed the best offensive performance of the week in the American Athletic Conference for a third straight week.

DAVEY O'BRIEN NATIONAL QB OF WEEK

AP NATIONAL PLAYER OF WEEK

MANNING AWARD QB OF THE WEEK

MANNING AWARD STARS OF THE WEEK

WEEK 7 VS. UAB

Accounted for five touchdowns as Army extended the nation's longest active winning streak to 10 games with a 44-10 victory against UAB. He rushed for 136 yards and four touchdowns on 12 carries and completed 3-of-7 passing for 102 yards and a touchdown before coming out early in the third quarter.

AAC OFFENSIVE PLAYER OF THE WEEK

Tabbed the best offensive performance of the week in the American Athletic Conference.

WALTER CAMP NATIONAL OFFENSIVE PLAYER OF WEEK

Walter Camp Football Foundation honors the top FBS offensive and defensive player weekly. It is the nation's longest running Player of Week award. Army's only other weekly winner was RB, Terry Baggett (10/13/13).

DAVEY O'BRIEN GREAT 8 LIST

Named to the Davey O'Brein 'Great 8' List for the third time this season.

THE EARL CAMPBELL TYLER ROSE AWARD

Was named to the Player of the Week, awarded to players from Texas.

WEEK 6 AT TULSA

Daily accounted for four touchdowns (two passing & two rushing), passing a perfect 5-for-5 for 140 yards, while adding 110 yards on the ground in Army's 42-7 win over Tulsa.

AAC OFFENSIVE PLAYER OF THE WEEK

Tabbed the best offensive performance of the week in the American Athletic Conference.

MANNING AWARD QB OF THE WEEK

MANNING AWARD STARS OF THE WEEK

One of eight QBs selected to the Week 6 honorees. The Manning Award was created by the Allstate Sugar Bowl in 2004 to honor the college football accomplishments of Archie, Peyton and Eli Manning.

THE EARL CAMPBELL TYLER ROSE AWARD

Was named to the weekly honorable mention list, awarded to players from Texas.

DAVEY O'BRIEN GREAT 8 LIST

Named to the Davey O'Brein 'Great 8' List for the second time this season.

WEEK 4 VS. RICE

Accounted for four first-half touchdowns (two passing and two rushing) to propel the Black Knights as he rushed for 145 yards and three touchdowns while throwing for 107 yards and two scores. Finished with five total TDs (3 rushing 2 passing).



QUARTERBACK | BRYSON DAILY NOTES CONT.

DAVEY O'BRIEN GREAT 8 LIST

Was named to the Week 4 Davey O'Brien Great 8 List for his play vs. Rice. Being selected to the 'Great 8' official puts Daily on the Davey O'Brien Award Watch List.

THE EARL CAMPBELL TYLER ROSE AWARD

Was named to the weekly honorable mention list, awarded to players from Texas.

SERVICE ACADEMY GAME EXCELLENCE

Daily rushed for 170 rushing yards on 36 carries (4.4 avg.) and two rushing touchdowns, to ignite the Army offensive attack in the 23-3 win over Air Force (11/4/23), his first start in a service academy game.

His 170 rushing yards was the most vs. Air Force since Ahmad Bradshaw's 265 yards in 2017.

Daily was the first Army rusher to rush for 150+ yards and two touchdowns since Christian Anderson did so in 2021 vs. Miami (Ohio).

Daily is now one of four Army players to rush for over 150 yards and rush for two touchdowns vs. Air Force since 1996.

150+ rushing, 2+ TDs vs. Air Force:

Year	Player	R-yards	R-TDS
2023	Bryson Daily	170	2
2004	Carlton Jones	213	2
2000	Michael Wallace	201	3
1996	Joseph Hewitt	161	2

Holds a 2-0 record vs. Service Academy foes. Rushed for 84 yards on 27 attempts vs. Navy. Added 54 passing yards and tossed a TD.

THROUGH THE AIR AND ON THE GROUND

Daily, vs. Rice rushed for 145 yards and three touchdowns and throwing for 107 yards and two scores.

Daily became the second player since 1996, joining Ahmad Bradshaw (9/4/15 vs. Fordham) to have each 100 passing and rushing yards and two passing and two rushing touchdowns in the same game.

Daily also accomplished this feat at Tulsa rushing for 110 yards and two TDs and passing for 140 yards and two TDs.

A RUNNER, NOT A TRACK STAR

Daily finished third in the country last season (2023) in rushing yards/game for all quarterbacks.

Player	Y/G	Att	Yds	Y/A	TD
Jayden Daniels (LSU)	94.5	135	1134	8.4	10
Thomas Castellanos (BC)	85.6	215	1113	5.2	13
Bryson Daily (Army)	81.9	215	901	4.2	7

900/900 CLUB

Daily became the second Army QB since 1996, joining Kelvin Hopkins Jr. (2018), to rush and pass for over 900 yards in a season in 2023. Daily passed for 913 yards and seven TDs and rushed for 901 yards and seven TDs.

CAREER ACCOLADES

- Team Captain (2024)
- Second-Team Phil Steele Postseason All-Independent Team (2023)
- Second-Team College Football Network All-Independent Team (2023)
- Earl Campbell Tyler Rose Award Watch List (2024)
- Earl Campbell Tyler Rose Award Watch List (2023)
- Army Athletics Men's Performance of the Year (2023, Air Force)

NOT EVERY "DAY"-ILY

Making his second career start last season in Week 2 vs. Delaware State, Daily totaled five touchdowns (three passing, two rushing) on 8-11 passing for 193 yards, adding nine carries for 65 yards on the ground.

Daily became the second Army QB to throw three touchdowns in a game under Jeff Monken (Jabari Laws, vs. Wake Forest, 10-23-21).

Daily also became the first Army QB since at least 1956 with three passing TDs and two rushing touchdowns in the same game.

RUNNING BACK | KANYE UDOH NOTES

NEW NUMBER, SAME KANYE

Kanye Udoh, 2023's freshman sensation, will be wearing uniform number #6 this season. As a freshman he wore #26.

CAREER DAYS

Rattled off a career-best 158 rushing yards and scored two touchdowns vs. Air Force (11/2).

Udoh rushed 137 yards rushing on only 6 attempts (22.8 avg.) with two touchdowns at Tulsa (10/5).

TWICE AS NICE

Udoh has registered three multi-touchdown performance games this season (Lehigh, Tulsa and Air Force).

GROUNDING THE AIR FORCE

Udoh logged one of only five performances of 150+ rushing yards and multiple scores against the service academy foe.

Player	Date	Att.	Yards	Avg.	TD
Carlton Jones	11/6/04	29	213	7.3	2
Michael Wallace	11/4/00	23	201	8.7	3
Bryson Daily	11/4/23	36	170	4.7	2
Joseph Hewitt	11/9/96	29	161	5.6	2
Kanye Udoh	11/2/24	22	158	7.2	2

100-YARD DAYS

Udoh has six 100-yard rushing performances to his name to date.

Date	Opponent	Att	Yds	Avg	TD
11/2/24	Air Force	22	158	7.2	2
10/5/24	Tulsa	6	137	22.8	2
9/26/24	Temple	14	128	9.1	1
10/14/23	Troy	18	124	6.9	0
10/21/23	LSU	21	108	5.1	0
10/19/24	East Carolina	19	102	5.4	0

SOPHOMORE SENSATION

Only two Army sophomores have rushed for 1,000 yards in a season before, Raymond Maples (2011, 1066 yards) and Jared Hassin (2010, 1013 yards). Udoh is on pace for 1,000.

The most rushing touchdowns by an Army sophomore is Andy Davidson (2016, 12 TDs).

A TOP SOPHOMORE CLASS

Udoh is among the country's leaders in rushing yards out of the sophomore class of rushers.

Player	School	Att	Yards	Y/A	TD
Makhi Hughes	Tulane	234	1291	5.5	15
Devon Dampier	New Mexico	138	1065	7.7	16
Eli Sanders	New Mexico	130	942	7.2	9
Kanye Udoh	Army	128	856	6.7	9
George Pettaway	James Madison	125	746	6	4
Jeremiah Love	Notre Dame	114	720	6.3	12

THE LONG BALL

Udoh had two touchdown runs both over 60+ yards at Tulsa (10/5), becoming the first Army player since Christian Anderson (2021 vs. Miami (OH) with multiple 60+ yard touchdown runs in the same game. It is the fifth such performance from a Black Knight since 1999.

ZERO TO 100...REAL QUICK

Udoh's 100-yard rushing effort at Tulsa (10/5) on six carries is the fourth-fewest rushing attempts in program history to reach the century mark.

He is the first to reach 100 yards on six carries since Ahmad Bradshaw versus Lafayette on 10/15/2016.

It is also the second fewest carries in program history to reach the 130-yard mark, trailing only Rollie Stichweh's 149 yards on four carries against the Citadel on 9-19-1946.

Highest Average Yards Per Carry in a 100-Yard Game (Program History)

Player	ATT	YDS	AVG	Opponent/Date
Rollie Stichweh	4	149	37.3	Citadel - Sept. 19, 1964
Eugene Filipiski	5	118	23.6	Pennsylvania- Nov. 4, 1950
Kanye Udoh	6	137	22.8	Tulsa - Oct. 5, 2024
Patrick Mealy	5	109	21.8	Eastern Mich - Sept. 5, 2009
Clarence Jones	6	130	21.7	Montana - Nov. 16, 1984

BATMAN AND ROBIN

Udoh and his QB Bryson Daily have been doing the heavy lifting for the Army rushing attack in 2024. Of Army's 33 rushing touchdowns, Udoh and Daily have combined for 28 of them. With one more rushing score, Udoh and Daily will each have 10+ rushing TDs, joining only three other duos in Army single-season history to accomplish this feat.

Player	TDs	Year
Bryson Daily	21	2024
Kanye Udoh	9	2024
Darnell Woolfolk	14	2018
Kelvin Hopkins Jr.	17	2018
Ahmad Bradshaw	14	2017
Darnell Woolfolk	14	2017
Clarence Jones	10	1985
Tory Crawford	10	1985

1K YARD WATCH

Udoh and Daily are both on pace and over halfway to 1,000-yard seasons. If both are successful they would become the third Army duo to do so in a single-season.

Player	R-Yards	Year	Gms	Att.
Raymond Maples	1215	2012	12	223
Trent Steelman	1248	2012	12	241
Doug Black	1148	1984	11	264
Nate Sassaman	1002	1984	11	189

RUNNING BACK | KANYE UDOH NOTES

IN THE CONFERENCE MIX

Udoh's average of 98.9 rushing yards per game is fourth best in the AAC, behind teammate Bryson Daily (first, 129.9).

AAC Rushing TD Leaders

Bryson Daily, Army	21
Mario Anderson, Memphis	14
Blake Horvath, Navy	12
Makhi Huges, Tulane	11
Kanye Udoh, Army	9

YARDS PER CARRY

Udoh is averaging 6.7 yards a rush this season. Only 4 players, including Udoh for now have averaged 6.7 yards or better on 100 or more rushing attempts in a season for Army (since 1956).

Player	Year	Att	Yards	Y/A
Terry Baggett	2013	141	1113	7.9
Raymond Maples	2011	146	1066	7.3
Ahmad Bradshaw	2017	242	1746	7.2
Kanye Udoh	2024	128	856	6.7
Larry Dixon	2013	111	715	6.4

BEST BUDS

Udoh and Army offensive lineman Brady Small have been teammates together since high school. They played at St. Augustine Preparatory School in Mays Landing, N.J. and then at USMAPS during the 2022 season before coming to the academy.

ELITE RUSHERS

Was announced as a preseason candidate for the Doak Walker Award.

The PwC SMU Athletic Forum annually presents the award to the nation's most outstanding college running back.

Udoh is one of 16 sophomores featured on the list of 87 total of the country's top running backs.

BEST IN THE EAST

Kanye was named ECAC Division I FBS Rookie of the Year in 2023.

The ECAC (Eastern College Athletic Conference) exists to enhance the experience of student-athletes participating in intercollegiate athletics and provides great value for universities and colleges by sponsoring championships, leagues, bowl games, tournaments and other competitions throughout the Northeast.

ON THE BIGGEST STAGE

Kanye rushed for 88 yards on just 13 carries (6.8 avg.) in the win over Navy, the most rushing yards by an Army freshman vs. Navy since 2016.

BEST OF THE BEST

Udoh was one of 12 freshmen in college football last season to rush for over 500 yards. Only Udoh and Iowa State's Abu Sama reached 500 yards or more on fewer than 100 carries. Udoh averaged 5.3 yards on the ground.

Udoh's 524 rushing yards ranked fourth best by an Army freshman since 2000

Army Freshman Season Rushing Yards (Since 2000)

Player	Att	Yds	Y/A	TD	Y/G
Trent Steelman (2009)	202	706	3.5	5	58.8
Carlton Jones (2002)	161	611	3.8	4	50.9
Larry Dixon (2011)	87	542	6.2	5	45.2
Kanye Udoh (2023)	99	524	5.3	1	52.4

FRESHMAN SENSATION

Udoh rushed for 100 yards twice as a freshman in 2023, becoming the second Army freshman with two 100-yard games in a season (Trent Steelman, 2009).

He also was the first freshman to gain 100 rushing yards in back-to-back games since Army's all-time leading rusher Mike Mayweather in the final two games of the 1987 season.

His two rushing performances came in back-to-back weeks vs. Troy and LSU. Udoh finished with 524 rushing yards, second on the team behind Daily.

SLOT BACK | TYRELL ROBINSON NOTES

WELCOME BACK, #21

Tyrell Robinson made his season debut vs. East Carolina (10/19). Robinson started and carried once for 23 yards.

FIFTH-YEAR

Tyrell Robinson returns for a fifth-season. Robinson has played in 38 career games (entering 2024 season), totaling 13 touchdowns and 2,210 yards of offense.

BIG PLAY MAN

Tyrell is the currently the program leader in total offense per play, averging 9.1 yards per play in his career.

TOTAL OFFENSE YARDS/PLAY (min. 50 plays)

No.	Player	Years	Plays	YDS	AVG
1.	Tyrell Robinson	2020-pres.	247	2258	9.1
2.	Jordan Asberry	2015-18	162	1408	8.7
3.	Glenn Davis	1943-46	484	4131	8.5
4.	Terry Baggett	2011-14	233	1749	7.5
5.	Chris Cagle	1926-29	613	4103	6.7
	Tommy Bell	1951-54	263	1754	6.7

HOME RUN HITTER

RB Tyrell Robinson has totaled seven career TDs of 40+ yards.

Robinson's Longest TDs in Career

Rk.	Play	Opponent	Date
1.	87-yard rush	vs. UMass	11/20/21
2.	79-yard rec.	vs. Air Force	11/6/21
3.	73-yard punt return	vs. Villanova	9/17/22
4-T.	70-yard rush	at Coastal Carolina	9/3/22
4-T.	70-yard rush	vs. UConn	9/18/21
6.	53-yard rec.	vs. Mercer	10/24/20
7.	42-yard rec.	vs. UTSA	9/10/22
8.	40-yard rec.	at Georgia St.	9/4/21

HOUSE CALL

RB Tyrell Robinson returned a punt 73-yards for a TD in Week 3 vs. Villanova last season, marking Army's first punt or kickoff return for a TD since Jeremy Trimble did so in 2007 vs. Temple.

THE 3,000-CLUB

RB Tyrell Robinson is currently ranked 11th on Army's all-time all-purpose yardage list, as he has totaled 3,042 yards (rush, receiving, kick/punt return) in his career.

He is one of 12 Army player's all-time to surpass the 3,000 all-purpose yard mark. With 52 more yards he will break into the top-10 in program history as well.

ALL-PURPOSE YARDS

No.	Player	Year	Rush	REC	KR	PR	Total
1.	Mike Mayweather	1987-90	4299	181	1114	0	5594
2.	Glenn Davis	1943-46	2957	850	297*	1057	5161
3.	Carlton Jones	2002-05	3536	826	0	0	4362
4.	Larry Dixon	2011-14	3214	161	168	0	3543
5.	Gerald Walker	1979-82	2700	273	452	0	3425
6.	Omari Thompson	1999-01	385	808	1827	392	3412
7.	Raymond Maples	2010-14	2878	296	182	0	3356
8.	Trent Steelman	2009-12	3320	5	0	0	3325
9.	Lynn Moore	1967-69	1511	386	925	364	3186
10.	Ahmad Bradshaw	2015-17	3038	37	0	0	3075
11.	Tyrell Robinson	2020-pres.	1587	673	451	331	3042
12.	Scott Wesley	2003-05	528	53	2221	238	3040
13.	Jeremy Trimble	2004-07	50	2330	13	280	2998



HOLDS THE ARMY RECORD FOR FEWEST RECEPTIONS IN AN 100-YARD RECEIVING GAME WITH TWO FOR 118 YARDS (59.0) VS. AIR FORCE IN 2021

BIG PLAY THREAT

Short logged his first multi-touchdown game, logging two touchdown receptions at Tulsa (10/5).

Short has recorded a 35-yard plus play in five games, including three straight games with a touchdown of 35 yards or more (Rice, Temple, Tulsa).

Big plays 35+yards (2024):

- 61-yard rush (TD) at Temple
- 58-yard rec (TD) at Tulsa
- 41-yard rec (TD) vs. Rice
- 27-yard rush vs. Rice
- 49-yard rush at FAU
- 47-yard rush vs. Lehigh
- 37-yard rec (TD) at Tulsa

CAREER TOUCHDOWNS

Short has emerged as a pass-catching TD weapon over the last two seasons, grabbing five touchdown receptions.

Career receiving scores:

- 9/15/23 at UTSA 25-yard pass from Daily
- 9/23/23 at Syracuse 80-yard pass from Daily
- 9/21/24 vs. Rice 41-yard pass from Daily
- 10/5/24 at Tulsa 37-yard pass from Daily
- 10/5/24 at Tulsa 58-yard pass from Daily

100-YARD RECEIVER RARITY

Short registered a career-best 121 receiving yards at Tulsa (10/5), while tabbing his first career multi-touchdown effort.

It was his second career 100-yard receiving performance.

Short became the 14th Army player to record multiple 100-yard receiving games in their career.

ZERO TO 100 / THE 'PASS' CATCHERS

Short hauled in three passes for 121 yards (40.3 avg.) at Tulsa (10/5).

FEWEST CATCHES IN A 100-YARD RECEIVING GAME(Army History)

Player	REC	YDS	AVG	Opponent	Date
Tyrell Robinson	2	118	59.0	Air Force	11/6 2021
Don Holleder	2	111	55.5	Dartmouth	11/9/1954
Myreon Williams	2	106	53.0	Vanderbilt	Nov. 17, 1990
James Cain	2	104	52.0	Columbia	Oct. 22, 1949
Myreon Williams	2	101	50.5	VMI	Sept. 22, 1990
Ron Thomas	2	101	50.5	Duke	Sept. 21, 1996
John Graves	2	100	50.0	Air Force	Nov. 11, 1995
Noah Short	3	121	40.3	Tulsa	Oct. 5, 2024
Isaiah Alston	3	135	45.0	Delaware State	Sept. 9, 2023
Myreon Williams	3	130	43.3	Lafayette	Oct. 20, 1990
Clennie Brundidge	3	127	42.3	Air Force	Nov. 4, 1978
Bill Carpenter	3	119	39.7	Penn State	Oct. 4, 1958
John Weaver	3	116	38.7	New Mexico	Nov. 11, 1950
Camden Harrison	3	103	34.3	Tulane	Oct. 5, 2019
Edgar Poe	3	100	33.3	Bucknell	Oct. 17, 2015

BIG DAY ON THE GROUND

Short rushed for a career-high 160 yards on 11 carries at FAU (9/7), the most single-game rushing yards so far this season in the AAC.

Short was the first non-quarterback to have 160 rushing yards in a game for Army since Larry Dixon had 188 yards on Oct. 4, 2014 against Ball State in Jeff Monken's first season.

OFF AND RUNNING

Short broke free on a 61-yard touchdown run at Temple (9/26). It was his second rushing touchdown of the season. It was his longest-career rush.

His 56.6 yards per game average is 11th most in the AAC.

A PLAYMAKER

Short leads the nation in yards per attempt for all ballcarriers with over 25 attempts.

Player	Team	Y/A	Att
Noah Short	Army	10.7	41
A.J. Turner	Marshall	9.2	86

BOMBS AWAY

Short hauled in an 80-yard TD from Daily last season (at Syracuse, 9/23/23) tied for the sixth-longest passing play in Army history.

POSITION SWITCH

As a freshman in 2022 Short played defensive back. He transitioned to WR in 2023 and turned in a productive season hauling in 18 passes for 252 yards and two touchdowns. This season (2024), he moves to slot back.



AS A FRESHMAN IN 2022, BLOCKED A PUNT THAT WAS RECOVERED FOR A TD IN THE ARMY-NAVY GAME

LINEBACKER | KALIB FORTNER NOTES

AAC DEFENSIVE PLAYER OF THE WEEK

Fortner finished the game with eight tackles including two tackles for loss anchoring a unit that limited the Mean Green to 69 rushing yards and 283 total yards. North Texas had entered the game averaging 40.8 points and 527.6 yards per game earning Week 11 AAC Defensive Player of the Week honors.

TACKLES FOR LOSS

Fortner leads the Army defense with eight tackles for loss this season.

Fortner logged a career-best 11 tackles at North Texas (11/9).

ARMY-NAVY GAME MVP

Fortner was named the 2023 Army-Navy Game MVP leading the way for the Army defense with 10 tackles (five solo) and forcing a strip-sack which he returned for a touchdown. In the last two Army-Navy Games, Army has two defensive/special teams scores. However, it is the first defensive touchdown scored by Army vs. Navy since 1958.

SACK ATTACK

Last season, teammates Kalib Fortner and Jack Latore each had 2.5 sacks. They were the first pair of sophomore Army teammates to have 2.5 sacks or more in a season since 2016 (Brinson and Nachtigal).

GOOD COMPANY

Was one of five players in the country that were a freshman or sophomore that recorded 60+ tackles, 2.5+ sacks and had a defensive touchdown



MVP OF THE 2018 TENNESSEE STATE CHAMPIONSHIP GAME STARING FOR CENTRAL HIGH WITH HIS BROTHER, LIAM

KICKER | TREY GRONOTTE NOTES

A STEADY LEG

Senior K Trey Gronotte, who is kicking in the starting role for the first-time in his career, has begun the season 41-for-41 on PATs. Below our the longest consecutive PAT make streaks in program history. For his career, Gronotte is 44-for-44 on PATs.


ALL-TIME PAT STREAKS (MIN. 40)

Player	PAT-ATT	Years
J. Parker	76-76	1995-96
Craig Stopa	60-60	1984-85
Alex Carlton	53-53	2009-10
John Abercrombie	48-48	2017-18
Keith Walker	47-47	1985-88
Trey Gronotte	44-44	2021-24
Patmon Malcom	41-41	1990-91
Craig Stopa	40-40	1982-84

A RELIABLE KICKER

Gronotte's 41 made PATs is second most in the AAC and is one of 12 kickers to have made 40 PATs and be 100% on the season.

Player	XPM	XP%	Team
Nicolas Radicic	59	100	Indiana
Jonah Dalmas	54	100	Boise State
Andres Borregales	48	100	Miami (FL)
Bert Auburn	48	100	Texas
Graham Nicholson	48	100	Alabama
Jayden Fielding	48	100	Ohio State
Alejandro Mata	44	100	Colorado
Brock Travelstead	44	100	Louisville
Kali Nguma	44	100	North Texas
Trey Gronotte	41	100	Army
Collin Rogers	40	100	SMU
Max Gilbert	40	100	Tennessee



IN HIGH SCHOOL, PLAYED AT COVINGTON CATHOLIC IN KENTUCKY. SERVED AS STARTING KICKER ALL FOUR YEARS...THE TEAM WENT 44-1 IN HIS CAREER WITH TWO 5A STATE CHAMPIONSHIPS.



ARMY TAKES CARE OF LEHIGH TO OPEN NEW SEASON, 42-7

WEST POINT, N.Y. — Army West Point opened a new era of Army Black Knights football on Friday night under the lights at Michie Stadium routing FCS Lehigh, 42-7. Army totaled 432 yards of total offense, 375 on the ground. The Black Knights scored on every offensive possession minus when receiving the ball back before halftime with just a few seconds left. QB Bryson Daily and RB Kanye Udoh each had two touchdowns on the ground.

Army won the coin toss and deferred to the second half sending Army’s defense out on the field to begin the game. Lehigh QB Dante Perri connected with Mason Humprey on an early 20-yard pitch and catch to push Lehigh into Army territory. Army’s defense would hold strong and force a punt.

Army Head Coach Jeff Monken and Special Teams Coordinator Sean Saturnio dove into their bag of tricks early as it appeared Army was punting on fourth-and-two but a direct snap to the personal protector LB Andon Thomas extended the drive as Thomas raced down the left sideline for 35 yards to ignite the Army sideline.

Several plays later Daily connected with WR Casey Reynolds for 22 yards which brought the Black Knights down to the Mountain Hawks’ one-yard line. Daily finished the drive with a one-yard touchdown push up the middle to take a 7-0 lead. The score was Daily’s 10th career rushing score.

Lehigh immediately answered Army’s score, marching 75 yards on nine plays taking 5:14 off the clock which was capped off by Mountain Hawks RB Luke Yoder’s 18-yard scamper into the endzone to knot the score at 7-7 with under a minute to go in the first quarter.

In the second quarter, Daily was back at it punching in another one-yard touchdown run which was set up by his 17-yard run a play before. It was a methodical 13-play, 76-yard drive taking 5:17 off the game clock to put the Black Knights back in front, 14-7.

Army then made it three-for-three on touchdown drives to begin the season, utilizing ten rushing plays for a 79-yard touchdown drive. Sophomore RB Kanye Udoh accounted for seven rushes for 50 yards on the drive, including a bruising 13-yard carry with a full extension at the pylon to score his second career touchdown with 2:52 to go in the half.

Lehigh took the ball into Army territory in the last minute of the half, before sophomore CB Jaydan Mayes made the first turnover of the season for the Black Knights with an interception on a fourth-down Hayden Johnson pass.

Army took a 21-7 lead into the locker room.

Army drove down the field once again to begin the second half, with a 47-yard pitch to Noah Short setting up a first and goal from the Mountain Hawks’ nine-yard line. It took four plays to find paydirt, with Short then taking another pitch on fourth-and-three for his first career rushing touchdown. K Trey Gronotte converted his fourth extra point which gave Army a 28-7 advantage.

Lehigh put together a 69-yard drive getting down to the Army six-yard line, but sophomore CB Donavon Platt put the clamps on the drive, intercepting a Lehigh QB Hayden Johnson pass just before the fourth quarter began.

In the fourth quarter, Udoh scored his second touchdown of the night, the second from one yard out and RB Jake Rendina scored his first career touchdown as the game came to a close on a drive led by junior QB Dewayne Coleman.

SCORE BY QUARTERS

	1st	2nd	3rd	4th	Final
LEHIGH	7	0	0	0	7
ARMY	7	14	7	14	42

SCORING SUMMARY

Q	Time	Play	LEHIGH-ARMY
1st	05:57	B. Daily 1 yd run (T. Gronotte kick)	0-7
1st	00:43	L. Yoder 18 yd run (N. Garrido kick)	7-7
2nd	10:21	B. Daily 1 yd run (T. Gronotte kick)	7-14
2nd	02:59	K. Udoh 13 yd run (T. Gronotte kick)	7-21
3rd	08:32	N. Short 3 yd run (T. Gronotte kick)	7-28
4th	08:28	K. Udoh 1 yd run (T. Gronotte kick)	7-35
4th	00:19	J. Rendina 3 yd run (T. Gronotte kick)	7-42

INDIVIDUAL LEADERS

PASSING:

Army - Daily, 3-6, 35 yds; Coleman, 2-2, 22 yds
 Lehigh - Perri, 6-11, 64 yds; Johnson, 4-8, 46 yds, 2 INT

RUSHING:

Army - Short, 8-83 yds, TD; Daily, 17-78 yds, 2 TD; Udoh, 15-75 yds, 2 TD
 Lehigh - Yoder, 10-51 yds, TD; Green, 7-37 yds

RECEIVING:

Army - Schurr, 2 rec., 22 yds; Reynolds, 1 rec., 22 yds
 TOTALS: 5-57 yds
 Lehigh- Humphrey, 5 rec., 61 yds; Harden, 1 rec., 22 yds
 TOTALS: 10-110 yds

HIGHLIGHTS AND GAME NOTES

- Army is 9-2 in the home opener under Jeff Monken.
- In the last five home openers (2020-24), Army is 4-1 and averaging 43.4 points.
- Army is 76-25 all-time in home openers at Michie Stadium (1924-pres).
- Daily’s two touchdowns on the ground marked his third-career game with multiple rushing scores, as he also scored a pair against both Delaware State and Air Force in 2023.
- Udoh registered his first career multi-touchdown performance.
- CB Jaydan Mayes intercepted a Lehigh pass, his second career interception.
- CB Donavon Platt also recorded an interception, the first of his career.
- SB Noah Short ripped off a 46-yard run on a pitch from Daily in the third quarter. It was the longest rush of his career as he posted career highs in the rushing categories with 83 rushing yards on eight carries with a rushing touchdown.
- Army had three rushers total over 75 rushing yards. Short led the way with 83 yards, Daily 17 times for 78 yards and Udoh 15 times for 75 yards.
- Defensively, LB Kalib Fortner led the way with eight total tackles.
- LB Eric Ford and DL Kody Harris-Miller each had tackles for loss.
- Seeing their first game action slot back Samari Howard carried twice for 25 yards and slot back David Clerk two times for 18 yards.

TEAM STATISTICS

	LEHIGH	ARMY
First Downs		
Total	16	26
Rushing	11	20
Passing	5	4
Penalty	0	2
Rushing		
Total (Net)	172	375
Attempts	33	56
Avg. Per Rush	5.2	6.7
Rushing TDs	1	6
Yds. Gained	177	375
Yds. Lost	5	0
Passing		
Total (Net)	110	57
Comp.-Att.-Int.	10 - 19 - 2	5 - 8 - 0
Avg. / Att.	5.8	7.1
Avg. / Comp.	11.0	11.4
TDs	0	0
Total Offense		
Yards	282	432
Plays	52	64
Avg. / Play	5.4	6.8
Fumbles - Lost	0 - 0	1 - 0
Penalties - Yds.	4 - 50	1 - 5
Punting		
Punts - Yds.	2 - 90	0 - 0
Avg. / Punt	45	0
INT: Total - Yds. - TDs	0 - 0 - 0	2 - 3 - 0
Fumble: Total - Yds. - TDs	0 - 0 - 0	0 - 0 - 0
Miscellaneous		
Misc. Yards	0	0
Poss. Time	26:56	33:04
3rd. Down Conv.	3 of 9	7 of 9
4th. Down Conversions	1 of 3	2 of 2
Red-Zone: Scores - Chances	1 - 2	6 - 6
Sacks: Total - Yds.	0 - 0	0 - 0
PAT: Total - Made	1 - 1	6 - 6
2PT Conversion: Total - Made	0 - 0	0 - 0
Field Goals: Total - Made	0 - 0	0 - 0





ARMY WINS FIRST-EVER AAC GAME OVER FAU IN HEAT, 24-7

BOCA RATON, Fla. --- Army West Point football (2-0, 1-0 AAC) played in its first game in Florida in 20 years (a win over South Florida, 2004) when they faced off against the Florida Atlantic Owls (0-2, 0-1 AAC), in the two programs' first ever meeting as the Black Knights collected a 24-7 victory in what was also Army's first American Athletic Conference contest as a member of the conference.

Army's offense quickly faced a third and long on its opening drive of the game in which SB Noah Short was able to convert on a 13-yard option pitch to the left side from QB Bryson Daily. Three plays later, Short busted off on a 49-yard run down the right sideline in which he was one more block away from a score. Inside the redzone, RB Kanye Udoh finished the drive on a pounding eight-yard run up the middle for a touchdown, his third of the young season. It marked an eight-play, 82-yard drive taking off 4:57 from the game clock.

The offense led by Offensive Coordinator Cody Worley continued to thrive as Daily connected to a wide-open WR Casey Reynolds for a 44-yard touchdown, Reynolds' first career touchdown as the Black Knights jumped out to a 14-0 lead. Army rushed for 130 yards as a team in the first quarter on 11 carries, led by Short who had four rushes for 88 yards.

The teams traded punts to open the second quarter, as the Army defense eventually forced its third three-and-out of the half on the Owls' second possession of the quarter. On the ensuing Army drive, a third-and-thirteen conversion from Daily on the ground put Army into the Owls' territory once again, but Army eventually turned the ball over for the first time this season on a third-and-short fumble by Udoh at the FAU 35-yard line.

FAU got the ball back with 3:40 remaining following the turnover and put together a nine-play touchdown drive capped by an eight-yard pass from Cam Fancher to Omari Hayes which made it 14-7 with 53 seconds to go in the half. Army took the seven-point lead into the half, having outrushed the Owls 194-32 in the opening half hour. Short led the way with 102 yards on the ground on six carries while Daily logged 35 yards on five attempts. In the first half, the Army defense forced four punts and a turnover on downs.

Coming out of the locker room on the first play, Daily busted through the middle for a 30-yard rush to push Army out near midfield. Much like the first half, Short busted loose on another long run, this time for 28 yards to push Army inside the FAU 25-yard line. The Black Knights drive would be halted but K Trey Gronotte was able to knock in his first collegiate field goal attempt, from 35 yards out to extend Army's lead, 17-7.

On FAU's first offensive drive of the second half, Fancher tried to go deep into double coverage, but S Max DiDomenico soared over the intended receiver for the interception. Getting the ball back, Army went on an Army-like drive marching 15 plays, 96 yards, and chewing up 10:33 of the game clock going into the fourth quarter.

After Daily missed a wide-open Short in the back of the end zone on a third down from the FAU 23-yard line, Army sent out the field goal team. However, Coach Sean Saturnio dove into his bag of tricks for the second consecutive week as Matthew Rhodes, the holder got the snap and sprinted to his left down the sideline for a 23-yard touchdown run. The trick play gave Army cushion extending the lead to 24-7.

On the Owls' ensuing drive, they marched down the field with the help of a fourth-down conversion eventually setting up a first and goal at Army's three-yard line. With third and goal at the one, the Army defense pulled off a true goal line stand, stuffing the Owls on back-to-back plays with DiDomenico making the play on fourth down.

Getting the ball back with 8:42 left in the game and a 17-point lead, the Army offense got first down after first down to bleed the clock down until victory formation was called. Army kept the ball for 38:39 total in the game while the Owls had just 21:21 with possession.

Army secures its first-ever AAC win with the victory and will head into a bye week before an AAC matchup at Michie Stadium against the Rice Owls on Sept. 21.

SCORE BY QUARTERS

	1st	2nd	3rd	4th	Final
ARMY	14	0	3	7	24
FAU	0	7	0	0	7

SCORING SUMMARY

Q	Time	Play	ARMY-FAU
1st	08:38	K. Udoh 8 yd run (T. Gronotte kick)	7-0
1st	00:47	C. Reynolds 44 yd pass from B. Daily (T. Gronotte kick)	14-0
2nd	00:53	O. Hayes 8 yd pass from C. Fancher (M. Suarez kick)	14-7
3rd	11:00	T. Gronotte 35 yd field goal	17-7
4th	13:57	M. Rhodes 23 yd run (T. Gronotte kick)	24-7

INDIVIDUAL LEADERS

PASSING:

Army - Daily, 1-4, 44 yds, TD
 FAU - Fancher, 25-37, 193 yds, TD, INT

RUSHING:

Army - Short, 11-160 yds; Daily, 18-117 yds; Udoh, 14-70 yds, TD
 FAU - Campbell, 9-20 yds; Fancher, 4-10 yds

RECEIVING:

Army - Reynolds, 1 rec., 44 yds, TD
 TOTALS: 1-44 yds, TD
 FAU - Hayes, 4 rec., 45 yds, TD; Johnson, 4 rec., 35 yds
 TOTALS: 25-193 yds, TD

HIGHLIGHTS AND GAME NOTES

- Army began the season eight for eight in touchdown drives minus when receiving the ball back before halftime with just a few seconds left against Lehigh.
- The Black Knights also went seven-for-seven in scoring touchdowns in the red zone to begin the season. Army begins the season 2-0 for the first time since 2021 and for the fifth time in the Jeff Monken era.
- SB Noah Short rushed for a career-high 160 yards on 11 carries.
- Short is the first non-quarterback to have 160 rushing yards in a game for Army since Larry Dixon had 188 yards on Oct. 4, 2014 against Ball State in Jeff Monken's first season.
- Short and QB Bryson Daily each had over 100 yards on the ground, a feat last achieved by Daily and RB Hayden Reed on Sept. 15, 2023, at UTSA.
- It is the sixth time that Army has had multiple 100-yard rushers in a game since 2017.
- S Max DiDomenico logged his third career interception.
- Army's win extends its winning streak to six games, which stands tied for the third-longest active streak in the FBS.
- The matchup in Boca Raton was Army's first game in the state of Florida since 2004 when they played South Florida, a 42-35 win which also was Army's last win as a conference member until today.
- This was the first-ever meeting between Army and Florida Atlantic.
- P James Wagenseller made his punting debut, punting twice for 89 yards.
- K Trey Gronotte converted his first career field goal attempt, a 35-yarder in the second half.

TEAM STATISTICS

	ARMY	FAU
First Downs		
Total	21	16
Rushing	19	4
Passing	1	11
Penalty	1	1
Rushing		
Total (Net)	405	42
Attempts	58	17
Avg. Per Rush	7.0	2.5
Rushing TDs	2	0
Yds. Gained	417	51
Yds. Lost	12	9
Passing		
Total (Net)	44	193
Comp.-Att.-Int.	1- 4 - 0	25 - 37 - 1
Avg. / Att.	11.0	5.2
Avg. / Comp.	44.0	7.7
TDs	1	1
Total Offense		
Yards	449	235
Plays	62	54
Avg. / Play	7.2	4.4
Fumbles - Lost	2 - 1	1 - 0
Penalties - Yds.	6 - 44	4 - 17
Punting		
Punts - Yds.	2 - 89	4 - 193
Avg. / Punt	44.5	48.2
Inside 20	1	2
50+ Yds.	0	2
Touchbacks	0	0
Fair Catch	1	1
Miscellaneous		
Misc. Yards	0	0
Poss. Time	38:39	21:21
3rd. Down Conv.	5 of 12	3 of 10
4th. Down Conversions	1 of 1	1 of 3
Red-Zone: Scores - Chances	3 - 3	1 - 2
Sacks: Total - Yds.	0 - 0	0 - 0
PAT: Total - Made	3 - 3	1 - 1
Field Goals: Total - Made	1 - 1	0 - 0



ARMY POWERS PAST RICE BEHIND DAILY'S FIVE TOUCHDOWNS

WEST POINT, N.Y. --- Army West Point football (3-0, 2-0 AAC) defeated the Rice Owls (1-3, 0-1), in a dominant 37-14 fashion on a beautiful day on the banks of the Hudson.

On the game's first play, slot back Miles Stewart received his first rush of the season for a gain of 18 down the right sideline. Four plays later, QB Bryson Daily connected with playmaker Noah Short for a 41-yard touchdown pass down the middle. It was Daily's second touchdown pass of the season and the first receiving score of the year for Short.

Army started its second possession from its own nine-yard line, with Daily rushing three times for 29 yards to help move Army down the field. The Black Knights eventually faced a fourth-and-one from its own 40-yard line, with Daily converting with ease via an eight-yard gain. The Black Knights continued to collect first downs on the ground, with Daily eventually hitting WR Casey Reynolds with a 14-yard pass on a critical third-and-eight to set up Army in the red zone. Army outgained Rice 157 yards to 24 in the opening quarter, with the Owls having possession for just five plays and 1:56.

On the second play of the second quarter, Daily used the quarterback keeper for a seven-yard touchdown run. It capped the season's longest drive, marching 17 plays for 90 yards, taking a whopping 10:52 off the game clock. Army used four conversions on third or fourth down to extend the drive.

Rice advanced the ball into Army territory and the red zone for the first time on its second drive, settling for a 36-yard field goal attempt with 7:43 to go in the half. Army's special teams continued to make plays as it has all season, with LB Elo MODOZIE blocking the kick with a recovery from S Casey Larkin who then returned it 25 yards to the Army 43.

On the ensuing drive, Army got a chunk play with Daily pitching to Short who collected 23 yards on the play down to the Rice 24-yard line. Daily began the day 4-for-4 through the air, connecting with WR Cam Schurr for an 11-yard gain to set up first-and-goal. Facing a fourth-and-goal from the two, Daily went left and dove headfirst for his second rushing score of the day which made it a 21-0 Army lead.

With Rice needing a score before halftime, a tipped ball from QB EJ Warner on the second play of the drive fell into the hands of LB Andon Thomas for his first career interception which set up Army at midfield with 1:41 left in the half. Daily hit RB Hayden Reed for an 18-yard gain through the air on the drive, before slinging a 17-yard pass to Reynolds in the end zone for Daily's fourth total touchdown of the half, marking back-to-back games Daily and Reynolds have connected for six. It marked the second time in Daily's career that he's accounted for four touchdowns in a single half, becoming the first Army player to do so since at least 1996.

Rice received the second-half kick trailing 28-0 and was forced to punt after a three-and-out with Larkin blowing up a screen pass for a three-yard loss on third down. The long snap for the Owls sailed over Punter Alex Bacchetta's head and into the end zone, resulting in a safety which made it 30-0.

Rice found paydirt with a 16-yard touchdown pass from Warner to Matt Sykes which marked Army's first points allowed in the second half this season.

Getting the ball back, Army and Daily marched right back down the field for an eight-play, 72-yard touchdown drive just before the end of the third quarter. Daily was pushed out of bounds at the one-yard line on a 36-yard run before the QB kept it on the next play for his career-high third rushing touchdown of the contest. It also marked Daily's fifth total touchdown of the game, as he became the first player since at least 1996 to have multiple five-plus touchdown efforts in an Army uniform. The extra point from K Trey Gronotte made it a 37-7 game entering the fourth.

The Owls drove down into the red zone with Warner hitting Graham Walker for a 33-yard gain, before the Army defense holding once again and forcing a turnover on downs.

Rice found the end zone on its final drive with a five-yard pass from Warner to RB Christian Francisco making it a 37-14 final score. Army outgained the Owls 288-41 on the ground while controlling possession 39:05-20:55, continuing its trends from the wins over Lehigh and Florida Atlantic. Army once again totaled over 400 yards of total offense with 408 and converted an impressive 9-for-15 on third downs.

SCORE BY QUARTERS

	1st	2nd	3rd	4th	Final
RICE	0	0	7	7	14
ARMY	7	21	9	0	37

SCORING SUMMARY

Q	Time	Play	RICE-ARMY
1st	12:08	N. Short 41 yd pass from B. Daily (T. Gronotte kick)	0-7
2nd	14:20	B. Daily 7 yd run (T. Gronotte kick)	0-14
2nd	01:56	B. Daily 2 yd run (T. Gronotte kick)	0-21
2nd	00:28	C. Reynolds 17 yd pass from B. Daily (T. Gronotte kick)	0-28
3rd	13:09	A. Bacchetta -19 yd run - Safety	0-30
3rd	05:55	M. Sykes 16 yd pass from E. Warner (E. Gota kick)	7-30
3rd	00:02	B. Daily 1 yd run (T. Gronotte kick)	7-37
4th	04:34	C. Francisco 5 yd pass from E. Warner (E. Gota kick)	14-37

INDIVIDUAL LEADERS

PASSING:

Army - Daily, 6-9, 107 yds, 2 TD; Coleman, 2-3, 13 yds

Rice - Warner, 28-43, 235 yds, 2 TD, 2 INT

RUSHING:

Army - Daily, 23-145 yds, 3 TD; Udoh, 8-27 yds; Coleman, 6-25 yds

Rice - Connors, 9-51 yds

RECEIVING:

Army - Short, 2 rec., 47 yds. TD; Reynolds, 2 rec., 31 yds, TD

TOTALS: 9-120 yds

Rice- Sykes, 6 rec., 82 yds, TD; Walker, 2 rec., 43 yds; Connors, 8 rec., 31 yds

TOTALS: 29-256 yds, 2 TD

HIGHLIGHTS AND GAME NOTES

- Daily accounted for four first-half touchdowns (two passing and two rushing), which was only the seventh occurrence an Army player accounted for four touchdowns in a single half since 1996 as Daily has two of them (Five touchdowns in the first half vs. Delaware State, 2023).
- Daily is also the second player since 1996, joining Ahmad Bradshaw (9/4/15 vs. Fordham), to have each 100 passing and rushing yards and two passing and two rushing touchdowns in the same game.
- Daily's five touchdowns accounted for is the sixth occurrence by an Army player since 1996, as Daily has two of those.
- It was Daily's second career multi-passing touchdown game and his fourth multi-rushing touchdown game.
- The three rushing touchdowns was a new single-game high for Daily as he now has 14 career rushing scores.
- The touchdown reception was Short's third of his career.
- LB Andon Thomas logged his first career interception on what was a great effort to keep his foot in before halftime.
- LB Baylor Newsom intercepted his first career pass in the fourth quarter.
- LB Adam Cash led the defense in tackles with five.
- Rice's touchdown in the third quarter were the first points Army has allowed in the second half this year.
- Army forced its first safety since 2021 vs. Ball State.

TEAM STATISTICS

	RICE	ARMY
First Downs		
Total	18	21
Rushing	6	16
Passing	11	5
Penalty	1	0
Rushing		
Total (Net)	41	288
Attempts	13	56
Avg. Per Rush	3.2	5.1
Rushing TDs	0	3
Yds. Gained	60	297
Yds. Lost	19	9
Passing		
Total (Net)	256	120
Comp.-Att.-Int.	29 - 44 - 2	9 - 13 - 0
Avg. / Att.	5.8	9.2
Avg. / Comp.	8.8	13.3
TDs	2	2
Total Offense		
Yards	297	408
Plays	57	69
Avg. / Play	5.2	5.9
Fumbles - Lost	1 - 0	0 - 0
Penalties - Yds.	5 - 40	5 - 35
Punting		
Punts - Yds.	1 - 46	2 - 75
Avg. / Punt	46	37.5
Inside 20	1	0
50+ Yds.	0	0
Touchbacks	0	0
Fair Catch	1	1
Miscellaneous		
Poss. Time	20:55	39:05
3rd. Down Conv.	5 of 10	9 of 15
4th. Down Conversions	1 of 3	2 of 3
Red-Zone: Scores - Chances	2 - 4	4 - 4
Sacks: Total - Yds.	0 - 0	0 - 0
PAT: Total - Made	2 - 2	5 - 5
Field Goals: Total - Made	0 - 1	0 - 0



ARMY ROLLS IN PRIMETIME OVER TEMPLE

PHILADELPHIA, Pa. -- The Army Black Knights (4-0, 3-0 AAC) steamrolled over the Temple Owls (1-4, 0-2 AAC), 42-14 on Thursday night at Lincoln Financial Field.

QB Bryson Daily was once again spectacular rushing for 152 yards, his third consecutive 100-yard performance while adding three rushing touchdowns. Daily has scored three rushing touchdowns in back-to-back weeks. RB Kanye Udoh aided Daily on the ground, rushing for a career-high 128 yards of his own, including a 28-yard touchdown run.

The Black Knights once again totaled over 400 yards of offense (489), eclipsing that mark in all four games of the year. Army's defense was equally impressive, generating seven sacks by seven different players and holding Temple to -5 rushing yards, the fewest the Army defense has allowed since at least 1996.

On the game's opening drive, the Temple offense had a touchdown negated on a holding penalty when QB Evan Simon hit Antonio Jones for 49 down the middle of the Army defense. Army's defense would hold forcing a punt following the holding penalty.

On Army's third offensive play from scrimmage slot back Noah Short took a pitch from QB Bryson Daily and raced down the left sideline for a 61-yard touchdown, the longest rush of his career. The drive started with a 22-yard run by Daily. On the ensuing drive, the defense forced another punt as OLB Eric Ford logged his first career sack, bringing down Simon for a loss of seven. Army led 7-0 after one quarter.

Army's second offensive drive continued into the second quarter, as the Black Knights moved methodically driving 13 plays, 89 yards and taking 8:29 off the clock, capped off by a Daily 8-yard touchdown run to take a 14-0 advantage. Daily connected with Short on a 27-yard pitch and catch to get into the red zone.

Army forced another punt on the Owls' second drive, with Josiah Banks tipping a third-down pass at the line of scrimmage to halt the drive. Temple answered with a stop of its own as the Black Knights punted with 3:23 left to play in the half. The Army defense got the ball right back to set up the offense with a two-minute drill, forcing a three and out. However, Army's offense was stymied once again and was forced to punt back with just over a minute to play in the half.

On the first play of the drive, DL Jacob Tuoti recorded his first career sack to force yet another three and out from the Temple offense. Army got a 27-yard completion from Daily to WR Casey Reynolds to start the drive, but time ran out on the Black Knights as the first half ended with Army holding its 14-0 lead.

Coming out of the locker room, Daily hurdled a defender on an impressive 36-yard run to get inside the red zone yet again. Daily finished the drive himself, on a 9-yard touchdown run, his second of the game as Army went up 21-0. Army forced its third consecutive three and out on Temple's ensuing drive.

RB Kanye Udoh joined the scoring party in the third quarter on a bruising 28-yard run to extend the lead to 28-0. Temple drove down its next drive and found the end zone with Dante Wright hauling in a 29-yard touchdown pass from Evan Simon with 1:10 to go in the third. The Owls attempted a pass on a two-point conversion, with Josiah Banks breaking up the pass.

Simon hit Daniel Evert for a 54-yard touchdown on Temple's next drive, cutting the score to 28-14 following a successful two-point conversion. With the Owls within two scores, Army answered with an efficient six-play drive led by a career-long 41-yard scamper from Udoh. Daily then made it consecutive three rushing touchdowns, scoring from 12 yards out to make it 35-14.

Jayden Mayes got the ball back for Army with his second interception of the season, diving along the far sidelines to pick off Simon with just over six minutes to play.

QB Dewayne Coleman entered following the interception, finding WR Cam Schurr for an 18-yard touchdown pass which marked the first career touchdowns for each. K Trey Gronotte knocked in his sixth extra point of the game to bring the final score to 42-14.

Elo MODOZIE, Adam Cash, Kyle Lewis and Brett Gerena added sacks in the closing quarter as Army recorded seven total sacks after not recording one through the first three games.

SCORE BY QUARTERS

	1st	2nd	3rd	4th	Final
ARMY	7	7	14	14	42
TEMPLE	0	0	6	8	14

SCORING SUMMARY

Q	Time	Play	ARMY-TEMPLE
1st	09:48	N. Short 61 yd run (T. Gronotte kick)	7-0
2nd	11:50	B. Daily 8 yd run (T. Gronotte kick)	14-0
3rd	10:50	B. Daily 9 yd run (T. Gronotte kick)	21-0
3rd	05:22	K. Udoh 28 yd run (T. Gronotte kick)	28-0
3rd	01:10	D. Wright 29 yd pass from E. Simon (2-pt unsuccessful)	28-6
4th	11:19	D. Evert 54 yd pass from E. Simon (2-pt conversion)	28-14
4th	07:36	B. Daily 12 yd run (T. Gronotte kick)	35-14
4th	01:54	C. Schurr 18 yd pass from D. Coleman (T. Gronotte kick)	42-14

INDIVIDUAL LEADERS

PASSING:

Army - Daily, 2-5, 54 yds; Coleman, 1-1, 18 yds, TD

Temple - Simon, 19-30, 224 yds, 2 TD, INT

RUSHING:

Army - Daily, 24-165 yds, 3 TD; Udoh, 14-128 yds, TD; Short, 5-78 yds, TD

Temple - Smith, 4-8 yds; Littleton, 3-5 yds

RECEIVING:

Army - Short, 1 rec., 27 yds, TD; Reynolds, 1 rec., 27 yds; Schurr, 1 rec., 18 yds, TD

TOTALS: 3-72 yds

Temple- Wright, 8 rec., 98 yds, TD; Evert, 2 rec., 64 yds, TD

TOTALS: 19-224 yds, 2 TD

HIGHLIGHTS AND GAME NOTES

- Army has started 4-0 for the first time since 2021 and only their third in the last 28 years (1996, 2021 & 2024).
- Army is the only team in the FBS that has scored a touchdown on every first offensive drive of the game this season (4).
- Army has also scored a touchdown on its first two offensive drives in each game this season.
- Army has outscored opponents 77-14 in the first halves this season.
- Army is 17-for-18 in the red zone (16 TDs).
- Army's defense held Temple to -5 rushing yards, the fewest in a game since at least 1996.
- The Black Knights have gone over 400 yards of total offense in all four games this season. Since 2020, Army is 15-3 when logging 400+ yards of offense.
- Daily's effort marked his fifth multi-rushing touchdown game of his career and second consecutive of three rushing scores. The effort marked his fifth multi-rushing touchdown game of his career and second consecutive of three rushing scores.
- Daily and Udoh both went over 100 yards. It was the second time this season Army has had two 100-yard rushers in the same game. It was the seventh time that Army has had multiple 100-yard rushers in a game since 2017.
- LB Adam Cash, LB Eric Ford, DL Jacob Tuoti and LB Chance Keith each recorded their first career sacks. LB Elo MODOZIE, DL Kyle Lewis and LB Brett Gerena also recorded their first sacks of the season.

TEAM STATISTICS

	ARMY	TEMPLE
First Downs		
Total	23	12
Rushing	20	0
Passing	3	12
Penalty	0	0
Rushing		
Total (Net)	417	-5
Attempts	57	22
Avg. Per Rush	7.3	-0.2
Rushing TDs	5	0
Yds. Gained	433	32
Yds. Lost	16	37
Passing		
Total (Net)	72	224
Comp.-Att.-Int.	3 - 6 - 0	19 - 30 - 1
Avg. / Att.	12.0	7.5
Avg. / Comp.	24.0	11.8
TDs	1	2
Total Offense		
Yards	489	219
Plays	63	52
Avg. / Play	7.8	4.2
Fumbles - Lost	2 - 0	0 - 0
Penalties - Yds.	3 - 25	1 - 10
Punting		
Punts - Yds.	3 - 126	6 - 220
Avg. / Punt	42	36.7
Inside 20	0	4
50+ Yds.	0	0
Touchbacks	0	0
Fair Catch	2	1
Miscellaneous		
Poss. Time	35:14	24:40
3rd. Down Conv.	6 of 11	7 of 15
4th. Down Conversions	1 of 1	0 of 1
Red-Zone: Scores - Chances	4 - 5	0 - 0
Sacks: Total - Yds.	7 - 37	0 - 0
PAT: Total - Made	6 - 6	0 - 0
2PT Conversion: Total - Made	0 - 0	1 - 2



ARMY ROLLS PAST TULSA, 49-7

TULSA, Okla. -- The Army Black Knights (5-0, 4-0 AAC) rolled past the Tulsa Golden Hurricane (2-4, 0-2), 49-7 on a hot and sunny day in the Oklahoma Plains.

Senior quarterback Bryson Daily accounted for four touchdowns (two passing & two rushing), passing a perfect 5-for-5 for 140 yards, while adding 110 yards on the ground. Daily was aided by slot back Noah Short who totaled three receptions for 121 yards and two touchdowns and RB Kanye Udoh who rushed for 137 yards and two rushing scores.

The Golden Hurricane won the toss and elected to receive, leading to a three-and-out on its opening drive as Kyle Lewis got in for a strip-sack on third down, but Tulsa was able to recover the fumble. The punt on 4th and 14 became nullified after a roughing the kicker penalty by Casey Reynolds to extend the drive. The defense held once again, forcing a turnover on downs as Army's offense would then start its first drive in Tulsa territory.

QB Bryson Daily and the offense wasted no time in scoring its fifth-straight opening drive touchdown this season as Daily hit SB Noah Short for a 37-yard touchdown strike on the third play from scrimmage to make it 7-0 Army.

The Golden Hurricane found the end zone on the ensuing drive after being helped by a roughing the passer penalty. The score came courtesy of a Cooper Legas one-yard touchdown run to make it 7-7. After one quarter, Tulsa dominated the time of possession 10:25 to 4:35. After Army's first punt on one of its first two drives in a game this season, Army's defense held once again on a fourth down conversion attempt to get the ball back with 8:38 remaining in the first half.

Daily connected with Short again through the air, down the right sideline for 26 yards pushing Army into Tulsa territory again. Army's drive continued into the red zone with a 21-yard rush from Daily and a 16-yard pass to Hayden Reed to set up first and goal. Daily finished off the drive on a four-yard touchdown run, his ninth rushing score of the year as the Black Knights retook the lead, 14-7 with five minutes to go in the half. Tulsa went three-and-out on its next drive to give Army another chance on offense before halftime.

Late in the first half, it was Daily and Short once again combining for a long touchdown, with Short taking a screen pass 58 yards to the house for his first career multi-touchdown effort. Daily finished the first half, passing 5-for-5 for 140 yards, two touchdown passes and also added a score on the ground.

On the opening drive of the third quarter, RB Kanye Udoh joined the party, breaking loose on a 61-yard touchdown run as Army jumped out to a three-score lead, 28-7. Tulsa continued to test the Army defense on fourth down, resulting in its third turnover on downs in six drives to begin the game. Mirroring his most recent attempt, Udoh took a carry to the house from a new career-best 63 yards out down the right sideline on Army's second play of the drive to quickly make it 35-7.

It was then more of the same from Army's defense forcing another three-and-out to set up another touchdown drive. Daily found paydirt again with a 27-yard rushing score to mark his third straight effort with multiple scores on the ground. Army's first six touchdown drives were all took up under five minutes of game clock.

After another three-and-out from the Tulsa offense in the fourth quarter, QB Dewayne Coleman led the Black Knights down for a seventh touchdown drive of the game. Coleman, RB Jake Rendina and SB David Clerk accounted for all 49 yards on the ground on the drive with TE Will Montesi securing his first career catch for 20 yards. Coleman punched in the touchdown from four yards out on the ground for his first career rushing score which made it a 49-7 game with just over seven minutes remaining.

The score remained 49-7 to the final whistle as Army extended its nation-leading winning streak to nine and secure its first 5-0 start since 1996.

The Black Knights outgained the Golden Hurricane 481-268 for the game including 321-159 on the ground.

SCORE BY QUARTERS

	1st	2nd	3rd	4th	Final
ARMY	7	14	21	7	49
TULSA	7	0	0	0	7

SCORING SUMMARY

Q	Time	Play	ARMY-TULSA
1st	10:30	N. Short 37 yd pass from B. Daily (T. Gronotte kick)	7-0
1st	03:14	C. Legas 1 yd run (S. Morgan kick)	7-7
2nd	05:02	B. Daily 4 yd run (T. Gronotte kick)	14-7
2nd	01:49	N. Short 58 yd pass from B. Daily (T. Gronotte kick)	21-7
3rd	13:33	K. Udoh 61 yd run (T. Gronotte kick)	28-7
3rd	06:44	K. Udoh 63 yd run (T. Gronotte kick)	35-7
3rd	00:14	B. Daily 27 yd run (T. Gronotte kick)	42-7
4th	07:40	D. Coleman 4 yd run (T. Gronotte kick)	49-7

INDIVIDUAL LEADERS

PASSING:

Army - Daily, 5-5, 140 yds, 2 TD; Coleman, 1-1, 20 yds

Tulsa - Francis, 16-22, 84 yds; Legas, 4-7, 20 yds

RUSHING:

Army - Udoh, 6-138 yds, 2 TD; Daily, 13-110 yds, 2 TD; Coleman, 7-21 yds, TD

Tulsa - Legas, 17-81 yds, TD; Watkins, 8-30 yds; Jackson, 6-27 yds

RECEIVING:

Army - Short, 3 rec., 121 yds. 2 TD; Montesi, 1 rec., 20 yds; Reed, 1 rec., 16 yds

TOTALS: 6-160 yds, 2 TD

Tulsa - Benjamin, 7 rec., 44 yds; Smith, 3 rec., 28 yds; Tempest, 5 rec., 15 yds

TOTALS: 21-109 yds

HIGHLIGHTS AND GAME NOTES

- Army has now started the season 5-0 for the first time since 1996 and fourth since 1950 (1950, 1985, 1996).
- Army's 49 points scored was the most scored this season and the most since putting up 57 against Delaware State in September 2023.
- Daily has rushed for over 100 yards in four consecutive games.
- Short registered a career-best 121 receiving yards while tabbing his first career multi-touchdown effort. It was his second career 100-yard receiving performance. Short became the 14th Army player to record multiple 100-yard receiving games in their career.
- Udoh's 100-yard effort on six carries is the fourth-fewest rushing attempts in program history to reach the century mark.
- He is the first to reach 100 yards on six carries since Ahmad Bradshaw versus Lafayette on 10-15-2016.
- It is the first time since at least 1995 in which Army has had multiple 100+ yard rushers and a 100+ yard receiver.
- The offense is 19-for-20 scoring in the red zone (16 rush TDs, two passing TDs, one FG). The one missed scoring chance came from kneeling the ball to end the game vs. Temple.
- Army has logged over 400 yards of total offense in every game this season, racking up 481 today at Tulsa.
- Army had eight offensive plays gain at least 20 yards.

TEAM STATISTICS

	ARMY	TULSA
First Downs		
Total	18	17
Rushing	13	10
Passing	5	5
Penalty	0	2
Rushing		
Total (Net)	321	159
Attempts	40	42
Avg. Per Rush	8.0	3.8
Rushing TDs	5	1
Yds. Gained	328	168
Yds. Lost	7	9
Passing		
Total (Net)	160	109
Comp.-Att.-Int.	6 - 6 - 0	21 - 30 - 0
Avg. / Att.	26.7	3.6
Avg. / Comp.	26.7	5.2
TDs	2	0
Total Offense		
Yards	481	268
Plays	46	72
Avg. / Play	10.5	3.7
Fumbles - Lost	2 - 0	1 - 0
Penalties - Yds.	3 - 32	4 - 30
Punting		
Punts - Yds.	2 - 74	3 - 120
Avg. / Punt	37	40
Inside 20	2	0
50+ Yds.	0	0
Touchbacks	0	0
Fair Catch	1	0
Miscellaneous		
Poss. Time	25:31	34:29
3rd. Down Conv.	5 of 8	8 of 17
4th. Down Conversions	1 of 1	1 of 5
Red-Zone: Scores - Chances	2 - 2	1 - 1
Sacks: Total - Yds.	1 - 8	1 - 2
PAT: Total - Made	7 - 7	1 - 1
2PT Conversion: Total - Made	0 - 0	0 - 0



ARMY TAKES DOWN UAB 44-10, EXTENDING WIN STREAK TO TEN

WEST POINT, N.Y. -- The Army Black Knights (6-0, 5-0 AAC) continued its hot start, defeating the UAB Blazers (1-5, 0-3), 44-10 on a beautiful sunny autumn day at Michie Stadium. With the victory, Army has become bowl-game eligible, the earliest in a season ever being eligible.

QB Bryson Daily was sensational again, accounting for five touchdowns (four rushing and one passing) passing for 102 yards and rushing for 136, becoming the first Army rusher with a four rushing touchdown game since Kelvin Hopkins Jr. (2018).

Army's defense set the tone for the day on the opening series of the game, forcing a turnover on downs. The Blazers went for it on fourth-and-one from their 34-yard line which was stuffed by LB Elo Modozie.

Army's offense wasted no time with the great field position as QB Bryson Daily took the first offensive snap 29 yards down the left sideline for a touchdown. Army continued its streak of scoring a touchdown on every first drive of the game this season.

UAB got into Army territory for the first time on its next drive with the help of a fourth down conversion, a nine-yard pass from QB Jalen Kitna, son of former NFL quarterback Jon Kitna to WR Amare Thomas. The Army defense would hold as the Blazers settled for a 50-yard field goal converted by Jonah Delange, bringing the score to 7-3.

On the second offensive drive of the day, Daily and the offense marched eight plays, all on the ground for 65 yards for another touchdown drive without facing a third down. Daily and RB Kanye Udoh each had 14-yard rushes to lead the drive, as Daily punched in the score from nine yards out for his fourth consecutive game with multiple rushing touchdowns. Army's two-point conversion attempt was unsuccessful on a rush from freshman QB Ethan Washington, as the Black Knights led 13-3.

Two plays after the Black Knights score, Junior S Casey Larkin intercepted a Kitna pass, his first career interception to give Army the ball in good field position again at the UAB 37-yard line. Daily completed the first-quarter hat trick, rushing for his third touchdown in the game's opening quarter, from 13 yards out. After an action-packed opening quarter, Army led, 20-3. Udoh joined the scoring efforts, taking in a touchdown run from 12 yards out as Army scored a touchdown on its first four drives of the contest to take a commanding 27-3 first-half lead.

UAB got down to Army's goal line after Kitna connected with WR Kam Shanks for gains of 20, 40 and 18 on three consecutive plays. The Blazers were unable to find the end zone as the nation's top red zone defense flexed its muscle, stopping UAB on three consecutive rushing plays, before LB Eric Ford came up with a sack of Kitna on fourth down.

Backed up on their own five-yard line, Daily hit WR Casey Reynolds for a 34-yard gain on Army's first pass attempt of the game. After a pair of Udoh runs, Daily hit Reynolds once again for a big play, this time a 50-yard touchdown as Reynolds broke free through the middle of the field. UAB drove down into the red zone once again, with Larkin coming up with another huge play and his second interception of the game. Heading into the locker room, Army held a 34-3 lead, racking up 312 yards of offense, 210 of which came on the ground.

Army bled 7:26 of the clock on offense after getting the ball to begin the second half, culminating in Daily's fourth rushing touchdown of the game which marked a new career-best. Army's drive totaled 12 plays in total to gain 75 yards and the Black Knights extended the lead to 41-3 as freshman K Dawson Jones knocked in his first career PAT. In the fourth quarter, K Trey Gronotte made it a 44-3 game, knocking in his second field goal of the season from 23 yards out.

The Blazers found the end zone on their final possession of the game, as Army rotated in many of the younger players on the roster.

SCORE BY QUARTERS

	1st	2nd	3rd	4th	Final
UAB	3	0	0	7	10
ARMY	20	14	7	3	44

SCORING SUMMARY

Q	Time	Play	UAB-ARMY
1st	13:38	B. Daily 29 yd run (T. Gronotte kick)	0-7
1st	09:47	J. Delange 1 51 yd field goal	3-7
1st	05:00	B. Daily 9 yd run (T. Gronotte kick)	3-13
1st	02:45	B. Daily 13 yd run (2-pt unsuccessful)	3-20
2nd	09:42	K. Udoh 12 yd run (T. Gronotte kick)	3-27
2nd	03:23	C. Reynolds 50 yd pass from B. Daily (T. Gronotte kick)	3-34
3rd	07:34	B. Daily 6 yd run (D. Jones kick)	3-41
4th	14:55	T. Gronotte 23 yd field goal	3-44
4th	02:01	A. Thomas 8 yd pass from J. Kitna (J. Delange kick)	10-44

INDIVIDUAL LEADERS

PASSING:

Army - Daily, 3-7, 102 yds, TD

UAB - Kitna, 25-39, 242 yds, TD, 2 INT

RUSHING

Army - Daily, 12-136 yds, 4 TD; Udoh, 17-97 yds, TD; Short, 4-42 yds

UAB - Beebe Jr., 9-36 yds; Beebe, 1-15 yds; Witherspoon, 5-12 yds

RECEIVING:

Army - Reynolds, 2 rec., 84 yds, TD; Schurr, 1 rec., 18 yds

TOTALS: 3-102 yds, TD

UAB- Shanks, 9 rec., 119 yds; Thomas, 7 rec., 53 yds, TD


TOTALS: 25-242 yds, TD

HIGHLIGHTS AND GAME NOTES

- Army has scored 40+ points in three consecutive games for the first time since 1985.
- Army has eclipsed 400 yards of total offense in all six games this season, tied for second most in a season since 2000 (2011, 2013, 2016, 2017). Army's high in a season is 8 such games coming in the 2012 season.
- Army's 6-0 start is only its third since 1950 (1950, 1996 and 2024).
- Army's defense has held its opponents to 21 or less points in the last 11 games dating back to October of 2023.
- Daily has scored a rushing touchdown in four consecutive games, all of which have been multi-rushing touchdown efforts. Daily has seven career multi-rushing touchdown games. Trent Steelman (2009-12) has the most with 12, since 2000 in the Army record books.
- Daily's four rushing touchdown performance was the first since Kelvin Hopkins (5, vs. Houston, 2018). It was the 9th such performance in Army annals since 1996.
- Reynolds' 50-yard receiving touchdown was his longest reception of the season and was his third score of the season. Reynolds finished with two catches for 84 yards, a career high.
- S Casey Larkin recorded the first two interceptions of his career.
- LBs Eric Ford and Brett Gerena each recorded their second sack of the season while LB Elo Modozie registered two sacks.

TEAM STATISTICS

	UAB	ARMY
First Downs		
Total	18	28
Rushing	7	24
Passing	10	3
Penalty	1	1
Rushing		
Total (Net)	61	413
Attempts	24	56
Avg. Per Rush	2.5	7.4
Rushing TDs	0	5
Yds. Gained	88	413
Yds. Lost	27	0
Passing		
Total (Net)	242	102
Comp. - Att. - Int.	25 - 39 - 2	3 - 8 - 0
Avg. / Att.	6.2	12.8
Avg. / Comp.	9.7	34.0
TDs	1	1
Total Offense		
Yards	303	515
Plays	63	64
Avg. / Play	4.8	8
Fumbles - Lost	0 - 0	0 - 0
Penalties - Yds.	6 - 42	4 - 45
Punting		
Punts - Yds.	3 - 129	2 - 99
Avg. / Punt	43	49.5
Inside 20	0	2
50+ Yds.	0	1
Touchbacks	0	0
Miscellaneous		
Poss. Time	24:54	35:06
3rd. Down Conv.	5 of 13	3 of 7
4th. Down Conversions	1 of 3	1 of 1
Red-Zone: Scores - Chances	1 - 3	5 - 5
Sacks: Total - Made	0 - 0	5 - 27
PAT: Total - Made	1 - 1	5 - 5
2PT Conversion: Total - Made	0 - 0	0 - 1
Field Goals: Total - Made	1 - 1	1 - 1



DAILY'S RECORD-SETTING DAY LEADS ARMY OVER EAST CAROLINA, 45-28

WEST POINT, N.Y. -- The #23 Army Black Knights (7-0, 6-0 AAC) continued their undefeated season, dominating the East Carolina Pirates (3-4, 1-2), 45-28 on a picturesque October day at a sold-out Michie Stadium. QB Bryson Daily had a record-setting day, breaking two single-season program records, most rushing touchdowns in a season, and most touchdowns responsible for in a season.

The Black Knights came out of the gates strong as Army's defense forced a three-and-out on the first possession. On Army's first offensive play from scrimmage, QB Bryson Daily connected with his go-to receiver Casey Reynolds for a gain of 37 down the middle of the East Carolina defense. Army finished off the drive five plays later as Daily found slot back Miles Stewart for a 13-yard touchdown reception in the right corner of the end zone as Army's streak of scoring on all its first drives this season continued. It was Stewart's first career reception and first career offensive score.

On East Carolina's second drive, the Black Knight defense again forced a three-and-out. Army's offense faced a third-and-nine as Daily found slot back Noah Short for a gain of 29 down the middle of the defense getting down near midfield. Army faced a fourth-and-one on the drive which Daily was able to convert by way of a three-yard run. At the end of the first quarter, Army led 7-0, driving and facing a fourth down from the ECU 17.

On the first play of the second quarter, K Trey Gronotte booted in a 32-yard field goal, to extend the Army lead, 10-0 as he remained perfect on kicks this season. On the drive, Army marched 14 plays, 64 yards and took 8:38 off the clock. Gronotte's kickoff left the Pirates on their own 13-yard line where Army's defense was able to force another three-and-out, as the defense forced a punt on each of the first three series of the game.

On the ensuing drive, Daily continued to find success through the air finding Short again, this time for a gain of 14 yards. Daily finished the drive himself with an impressive spin move on his way to a 15-yard touchdown run as the Black Knights went up 17-0. Army's defense continued to excel forcing the Pirates into a fourth-and-one at their own 31-yard line in which LB Eric Ford batted down the pass from ECU quarterback Katin Houser.

On the first play following the turnover, Daily broke free for a 31-yard touchdown run, his sixth multi-rushing touchdown game of the season and his fifth straight game doing so, as the Black Knights raced out to a 24-0 first-half lead. The Black Knight defense once again stifled the Pirates' drive, forcing a second consecutive turnover on downs and allowing only four yards on the drive.

On their next drive, a personal foul by the Black Knights allowed ECU to advance to their 45-yard line with 1:30 remaining in the half. ECU continued to move the ball, reaching a first-and-10 at Army's 40-yard line. However, their momentum was halted when cornerback Justin Weaver snagged his first career interception, giving Army's offense the ball at their own 16-yard line with less than a minute remaining in the half. Army entered the locker room, leading 24-0, only allowing 95 yards to East Carolina.

In the second half, sophomore RB Kanye Udoh joined the fun, breaking off a 42-yard run down at the one-yard line. Daily, then capitalized, finishing the drive off, scoring his third rushing touchdown of the game, breaking Army's single-season touchdown responsible for record. On the Pirates' first offensive drive of the half, the Army defense forced a third-and-11 at the ECU 48-yard line, however, Houser completed a 53-yard strike to WR Chase Sowell in the end zone to put the Pirates on the scoreboard, cutting the deficit to 31-7.

Senior Tyrell Robinson, making his season debut, received his first offensive touch in the third quarter, a 23-yard rush. The Black Knights continued their momentum, driving down to the red zone. On first and goal, Daily ran three yards into the end zone, scoring his fourth rushing touchdown of the game and breaking yet another Army record for most rushing touchdowns in a season, surpassing the mark of 17.

Army's defense continued to roll as they did not allow ECU to get into Army's territory in for the remainder of the third quarter, starting the fourth quarter with a 38-7 lead. East Carolina was able to score two touchdowns in the fourth quarter, but Army never wavered in controlling the game, hanging on to a 45-28 victory.

SCORE BY QUARTERS

	1st	2nd	3rd	4th	Final
ECU	0	0	7	21	28
ARMY	7	17	14	7	45

SCORING SUMMARY

Q	Time	Play	ECU-ARMY
1st	10:32	M. Stewart 13 yd pass from B. Daily (T. Gronotte kick)	0-7
2nd	14:56	T. Gronotte 32 yd field goal	0-10
2nd	09:10	B. Daily 17 yd run (T. Gronotte kick)	0-17
2nd	07:19	B. Daily 31 yd run (T. Gronotte kick)	0-24
3rd	09:12	B. Daily 1 yd run (T. Gronotte kick)	0-31
3rd	07:20	C. Sowell 53 yd pass from K. Houser (N. Perez kick)	7-31
3rd	03:10	B. Daily 3 yd run (T. Gronotte kick)	7-38
4th	09:47	K. Houser 1 yd run (N. Perez kick)	14-38
4th	06:30	A. Smith 11 yd pass from K. Houser (2-pt unsuccessful)	20-38
4th	04:43	B. Daily 3 yd run (T. Gronotte kick)	20-45
4th	02:39	W. Wright Jr. 12 yd pass from K. Houser (2-pt conversion)	28-45

INDIVIDUAL LEADERS

PASSING:

Army - Daily, 7-10, 147 yds, TD
 ECU - Houser, 24-38, 282 yds, 3 TD, INT

RUSHING

Army - Daily, 31-171 yds, 5 TD; Udoh, 19-102 yds; Robinson, 1-23 yds
 ECU - Harris, 9-34 yds; Wright Jr., 2-24 yds; Montgomery, 4-19 yds

RECEIVING:

Army - Reynolds, 3 rec., 85 yds; Short, 2 rec., 41 yds; Stewart, 2 rec., 21 yds, TD
 TOTALS: 7-147 yds, TD
 ECU- Sowell, 7 rec., 138 yds, TD; Wright Jr., 4 rec., 57 yds, TD
 TOTALS: 24-282 yds, 3 TD

HIGHLIGHTS AND GAME NOTES

- Daily scored six touchdowns, five on the ground and one passing, the first six touchdowns accounted for game by an Army player since Elmer Oliphant's six-touchdown day in 1916.
- Daily totaled 171 rushing yards on 31 carries (5.5 avg.), while also passing 7-for-10 for 147 yards. His five rushing touchdowns tied the program record for most in a single game, the most recent occurrence being Kelvin Hopkins Jr in 2018.
- With his fourth rushing touchdown of the game and his then 18th of the year, Daily broke the record for most rushing scores in a single season breaking Carlton Jones' (2004), Trent Steelman's (2012) and Kelvin Hopkins Jr.'s (2018) mark of 17.
- Army's 7-0 start is only its third since 1950 (1950, 1996, and 2024).
- CB Justin Weaver logged his first career interception, Army's ninth INT of the season.
- Daily logged his sixth consecutive 100-yard rushing performance, breaking Trent Steelman's record (2012) for the most consecutive games eclipsing 100 yards on the ground.

TEAM STATISTICS

	ECU	ARMY
First Downs		
Total	20	22
Rushing	5	16
Passing	12	5
Penalty	3	1
Rushing		
Total (Net)	87	295
Attempts	20	56
Avg. Per Rush	4.3	5.3
Rushing TDs	1	5
Yds. Gained	92	305
Yds. Lost	5	10
Passing		
Total (Net)	282	147
Comp.-Att.-Int.	24 - 38 - 1	7 - 10 - 0
Avg / Att	7.4	14.7
Avg / Comp.	11.8	21.0
TDs	3	1
Total Offense		
Yards	369	442
Plays	58	66
Avg. / Play	6.4	6.7
Fumbles - Lost	1-0	0-0
Penalties - Yds.	9-62	5-60
Returns		
Punt: Total - Yds. - TDs	2-8-0	2-10-0
Punt: Avg. / Return	-4.0	5.0
Kickoff: Total - Yds. - TDs	5-79-0	1-8-0
Kickoff: Avg. / Return	15.8	8.0
INT: Total - Yds. - TDs	0-0-0	1-0-0
Miscellaneous		
Poss. Time	22:40	37:20
3rd. Down Conv.	3 of 11	6 of 13
4th. Down Conversions	2 of 3	3 of 3
Red-Zone: Scores - Chances	3-3	6-7
Sacks: Total - Yds.	0-0	0-0
PAT: Total - Made	2-2	6-6
2PT Conversion: Total - Made	1-2	0-0
Field Goals: Total - Made	0-0	1-1





#21 ARMY VICTORIOUS, 20-3, OVER RIVAL IN DAILY'S ABSENCE BEHIND UDOH'S CAREER DAY

WEST POINT, N.Y. -- The #21 Army Black Knights (8-0, 6-0 AAC) defeated service academy rival Air Force (1-7, 0-4) at a sold-out Michie Stadium on Saturday afternoon, 20-3.

Missing starting quarterback Bryson Daily, Army relied on sophomore RB Kanye Udoh who rattled off a career-best 158 rushing yards and scored two touchdowns to propel Army to win its second consecutive game over Air Force. Udoh rushed 22 times for 158 yards (7.2 avg.) and two touchdowns. Junior Dewayne Coleman made his first career start at quarterback in place of Daily who was ruled out for the game (injury or illness). In his starting debut, Coleman passed 5-for-8 for 48 yards and rushed 16 times for 42 yards, playing turnover-free football.

Army's defense forced a quick stop when LB Kalib Fortner and DL Jack Latore combined to stop Hayes on a third-and-3 that forced an Air Force punt.

Finding comfort early in his starting debut, Coleman completed a 24-yard pass to WR Casey Reynolds on third-and-six to get the offense down to the Air Force 17-yard line. The opening drive stalled out and K Trey Gronotte booted in a 30-yard field goal to give Army an early 3-0. It was the first drive Army failed to score a touchdown on the game's opening drive this season.

The Air Force offense went nowhere once again on its second drive, with DL Kody Harris-Miller and then LBs Kalib Fortner & Elo MODOZIE recording sacks on back-to-back plays which forced another punt. Army's offense began its second drive with good field position at its own 46-yard line, but the Falcons' defense forced a quick three and out. P James Wagenseller hit a 41-yard punt that was downed at Air Force's 7-yard line.

Nate Woody's defense continued to control the game, forcing another three-and-out with the Black Knights offense receiving the ball back at the Air Force 44. On the first play of the second quarter, Army went for it on a fourth-and-two with RB Kanye Udoh taking a direct snap and moving the chains. Army got into the red zone after a pass interference was drawn in the end zone by WR Liam Fortner, with the Black Knights settling for another Gronotte field goal, this time from 32 yards out which made it 6-0.

Air Force answered with a field goal drive of its own, with Matthew Dapore knocking in a 32-yarder. The Black Knights' final drive of the half saw Army run out the clock after taking a sack in its own territory, taking a 6-3 lead into halftime. Air Force outgained Army in total offense in the first half 103-98. Army only rushed for 50 yards, a season-low.

On the opening drive of the second half, Army's offense faced a fourth-and-two that RB Kanye Udoh took up the middle for eight yards and a big first down. Udoh and Coleman did all the work on the eventual nine-play scoring drive on the ground, with Udoh scoring from 12 yards out for the game's first touchdown. Army led 13-3 after the 65-play drive. Coleman had runs of seven and 15 yards on the drive.

DL Kody Harris-Miller then logged his second sack of the day, bringing down Hayes for a loss of seven yards as the Black Knights defense forced another Falcons punt. Early in the fourth quarter, S Casey Larkin intercepted a Hayes pass that halted a promising Air Force drive that got down to Army's 22-yard line.

Following the interception as Army ran off game clock, Udoh busted loose on a 40-yard run which put him over the century mark for the fourth time this season. Later in the drive, the Black Knights lined up for a 48-yard field goal, before changing the formation to have holder Matthew Rhodes take a direct snap. Rhodes launched a pass to the end zone which fell incomplete to Reynolds.

On the ensuing Air Force drive, Army S Max DiDomenico intercepted Hayes and returned it 71 yards back the other way. On the next play from scrimmage, Udoh busted loose again for his second score of the day, a 25-yard touchdown run to seal the game, 20-3. CB Jaydan Mayes would intercept Army's third pass of the game with just under a minute left to play.

SCORE BY QUARTERS

	1st	2nd	3rd	4th	Final
AIR FORCE	0	3	0	0	3
ARMY	3	3	7	7	20

SCORING SUMMARY

Q	Time	Play	AF-ARMY
1st	06:35	T. Gronotte 30 yd field goal	0-3
2nd	12:37	T. Gronotte 32 yd field goal	0-6
2nd	01:47	M. Dapore 32 yd field goal	3-6
3rd	09:59	K. Udoh 12 yd run (T. Gronotte kick)	3-13
4th	01:46	K. Udoh 25 yd run (T. Gronotte kick)	3-20

INDIVIDUAL LEADERS

PASSING:

Army - Coleman, 5-8, 48 yds

AF - Hayes, 7-14, 54 yds, INT; Johnson, 3-6, 38 yds, 2 INT

RUSHING

Army - Udoh, 22-158 yds, 2 TD; Coleman, 16-42 yds

AF - Hayes, 22-61 yds; Gist, 9-35 yds; Harris, 3-12 yds

RECEIVING:

Army - Reynolds, 1 rec., 24 yds; Short, 1 rec., 10 yds

TOTALS: 5-48 yds

AF- Harris, 5 rec., 52 yds; Roznos, 2 rec., 15 yds

TOTALS: 10-92 yds

HIGHLIGHTS AND GAME NOTES

- Army has now won six of the last eight meetings between the two service academies.
- Army has outscored Air Force 43-6 in the teams' last two meetings.
- Defensive Coordinator Nate Woody has not allowed Air Force to score a touchdown in the last nine quarters of play and has only allowed two field goals (six points) in the last two games.
- Army's 7-0 start is only its third since 1950 (1950, 1996, and 2024).
- Army has forced nine turnovers in the last two meetings vs. Air Force (six, 2023, and three, today).
- Army's defense logged six sacks on the afternoon, two by Kody Harris-Miller and 1.5 by Elo MODOZIE.
- RB Kanye Udoh has rushed for over 100 yards four times this season and six times in his career.
- LB Andon Thomas had a team-high ten tackles.
- S Casey Larkin logged his third interception of the season, a crucial fourth quarter play.
- S Max DiDomenico's 71-yard interception return was the longest by an Army player since 2014 (Chris Carnegie, 99-yard TD).
- K Trey Gronotte is a perfect 4-for-4 on FGs and 39-for-39 on PATs this season.
- It marked the first game of Gronotte's career in which he converted multiple field goals.
- Army's 12-game winning streak is its longest since the 1949-50 seasons.

TEAM STATISTICS

	AF	ARMY
First Downs		
Total	15	14
Rushing	8	9
Passing	5	3
Penalty	2	2
Rushing		
Total (Net)	117	207
Attempts	40	43
Avg. Per Rush	2.9	4.8
Rushing TDs	0	2
Yds. Gained	160	227
Yds. Lost	43	20
Passing		
Total (Net)	92	48
Comp.-Att.-Int.	10 - 20 - 3	5 - 9 - 0
Avg / Att	4.6	5.3
Avg / Comp.	9.2	9.6
TDs	0	0
Total Offense		
Yards	209	255
Plays	60	52
Avg. / Play	3.5	4.9
Fumbles - Lost	0-0	1-0
Penalties - Yds.	4-50	6-65
Punting		
Punts - Yds.	5-197	3-131
Avg. / Punt	39.4	43.7
Inside 20	0	1
Miscellaneous		
Poss. Time	31:51	28:09
3rd. Down Conv.	5 of 15	4 of 12
4th. Down Conversions	3 of 3	2 of 3
Red-Zone: Scores - Chances	1-1	3-3
Sacks: Total - Yds.	1-8	6-37
PAT: Total - Made	0-0	2-2
2PT Conversion: Total - Made	0 - 0	0 - 0
Field Goals: Total - Made	1-1	2-2



#18 ARMY GRINDS OUT 14-3 WIN AT NORTH TEXAS

Denton, Texas -- The #18 AP-ranked Army Black Knights (9-0, 7-0 AAC) hit the road and defeated conference foe North Texas (5-3, 2-3), 14-3 for what was the Black Knights 13th consecutive win dating back to last season. QB Bryson Daily returned to the starting lineup after missing last week's game (injury or illness) and didn't miss a beat rushing for 153 yards and two rushing touchdowns on 36 carries (4.2 avg.).

On the first drive of the game, North Texas drove 18 plays to convert a 31-yard field goal by K Kali Nguma to take a 3-0 lead, the first-time all-season Army has trailed. The Army defense held in the red zone with a sack from DL Kyle Lewis, and a tackle for a loss of -3 from DL Kody Harris-Miller. On the drive the Mean Green converted two fourth downs to extend the drive. Following the field goal, North Texas did a surprise onside kick that Army was ready for and was recovered by LB Hamilton Baker as Army received the ball on the North Texas 48-yard line.

On Army's opening drive with advantageous field position, Slot back Tyrell Robinson had a rush of eight for an early first down to break into North Texas territory. Army faced a third-and-one on the North Texas 17-yard line in which Daily converted on a four-yard run. Daily capped off Army's opening drive with a 10-yard touchdown run, to recapture the lead 7-3. It was Daily's 20th rushing touchdown of the season.

North Texas converted another fourth down conversion on its second drive of the game, a fourth and two on a short quick pass from QB Chandler Morris to WR Blair Conwright. On the first play of the second quarter, Morris threw a strike to Damon Ward Jr for a gain of 28 yards. North Texas was down to the Army one-yard line and looked poised for a touchdown opportunity, but Army's defense was up for the challenge forcing a turnover on downs with three consecutive stops from within the two-yard line, the fourth down stop by Lewis and NB Chance Keith.

Army's offense took over on its own two-yard line and went on a methodical 'Army-like' drive chewing up 10:50 of the game clock, running 14 plays and marching 46 yards. However, Army got behind the sticks on a holding penalty, an incomplete pass and then Daily would get sacked to stall out the drive, forcing a punt. Army's defense quickly got the ball back forcing a turnover on downs as the Mean Green went for it from its own 41-yard line.

Army was in a prime position to get a field goal before half, getting down to the North Texas 14-yard line. However, Army faked the field goal, as Matthew Rhodes took the direct snap and raced to the right sideline gaining 12 yards but was tackled at the two-yard line as the first half clock expired. Army took a 7-3 lead into the locker room leading time of possession 17:58 to 12:02.

Army received the second-half kickoff and after picking up a first down on a fourth and short, Daily would throw his first interception of the season trying to find WR Casey Reynolds who was racing to the right sideline by Brian Nelson II. The Black Knights defense forced a quick three-and-out and got the ball back for the Army offense. After several positive runs to kick off the drive, Daily broke free up the middle for a gain of 17 to the North Texas 36-yard line, breaking the 1,000-yard mark for the season, Army's first 1,000-yard rusher since Kelvin Hopkins Jr in 2018. It also put him over 2,000 career rushing yards.

Facing a fourth-and-four from the North Texas 30 yard-line, Army rolled the dice and went for it, going from a gun-empty formation in which slot back Noah Short jetted across taking a handoff from Daily nosing the football to the first down marker on the left sideline. The third quarter came to a close with Army still maintaining a slim 7-3 lead, driving and facing a third-and-three at the North Texas 19.

Daily would pick up the first down as the fourth quarter started and four plays later Army would take a two-score lead, 14-3, on what was the longest drive of the season, a 21-play drive, marching 94 yards, and taking off almost a full quarter of play, 13:54 off the game clock on Daily's second touchdown of the day, a two-yard touchdown run.

North Texas would threaten twice in the red zone to narrow the deficit late in the fourth quarter, but Army came up with two huge stops, as CB Donovan Platt and CB Justin each had interceptions in the end zone to keep North Texas from scoring.

SCORE BY QUARTERS

	1st	2nd	3rd	4th	Final
ARMY	7	0	0	7	14
NORTH TEXAS	3	0	0	0	3

SCORING SUMMARY

Q	Time	Play	ARMY-UNT
1st	08:10	K. Nguma 31 yd field goal	0-3
1st	02:22	B. Daily 10 yd run (T. Gronotte kick)	7-3
4th	11:44	B. Daily 2 yd run (T. Gronotte kick)	14-3

INDIVIDUAL LEADERS

PASSING:

Army - Daily, 2-4, 15 yds, INT

UNT - Morris, 24-37, 214 yds, 2 INT

RUSHING

Army - Daily, 36-153 yds, 2 TD; Udoh, 13-65 yds; Short, 6-41 yds

UNT - Porter, 6-33 yds; McGill, 8-25 yds; Sibley, 2-12 yds

RECEIVING:

Army - Reynolds, 1 rec., 8 yds; Short, 1 rec., 7 yds

TOTALS: 2-15 yds

UNT- Ward Jr., 4 rec., 63 yds; Coleman, 3 rec., 36 yds; Sheffield, 4 rec., 31 yds

TOTALS: 24-214 yds

HIGHLIGHTS AND GAME NOTES

- Daily scored his 20th rushing touchdown of the season in the first quarter. Since 2020, only 14 college football players have scored 20+ rushing touchdowns in a given season.
- Daily logged his seventh multi-rushing touchdown performance this season and his sixth consecutive.
- Daily eclipsed the 1,000-yard rushing mark on the season on a run in the third quarter, Army's first 1,000-yard rusher since Kelvin Hopkins Jr in 2018. Daily is only the fourth 1,000-yard rusher in the Jeff Monken era (Hopkins, 2018; Bradshaw, 2017; and Dixon, 2014).
- Daily logged his seventh multi-rushing touchdown performance this season and his sixth consecutive.
- His nine multi-rushing touchdown games are T-3rd most by an Army player for their career since 2000.
- RB Kanye Udoh added 65 yards rushing on 13 carries.
- Army converted 9-for-13 on third downs and a perfect three-for-three on fourth downs.
- Nate Woody's defense has not allowed a touchdown in eight consecutive quarters. Entering today, Army's defense ranked No. 1 in the country in scoring defense (11.25 points per game).
- S Max DiDomenico totaled a team high nine tackles (seven solo).
- Army's defense, the nation's best red zone defense had three red zone stops of North Texas, resulting in zero points (turnover on downs and two interceptions).
- Army's 13-game winning streak is its longest since the 1949-50 seasons.

TEAM STATISTICS

	UNT	ARMY
First Downs		
Total	18	23
Rushing	7	19
Passing	10	2
Penalty	1	2
Rushing		
Total (Net)	69	293
Attempts	18	64
Avg. Per Rush	3.8	4.6
Rushing TDs	0	2
Yds. Gained	80	308
Yds. Lost	11	15
Passing		
Total (Net)	214	15
Comp.-Att.-Int.	24 - 37 - 2	2 - 4 - 1
Avg / Att	5.8	3.8
Avg / Comp.	8.9	7.5
TDs	0	0
Total Offense		
Yards	283	308
Plays	55	68
Avg. / Play	5.1	4.5
Fumbles - Lost	0-0	1-1
Penalties - Yds.	3-35	5-50
Punting		
Punts - Yds.	1-48	1-44
Avg. / Punt	48	44
Inside 20	1	1
Kickoffs		
Total - Yds.	1-38	3-193
Avg. Yds. / Kickoff	38.0	64.3
Touchbacks	0	2
Miscellaneous		
Poss. Time	18:15	41:37
3rd. Down Conv.	4 of 11	9 of 14
4th. Down Conversions	3 of 5	3 of 3
Red-Zone: Scores - Chances	1-4	2-3
Sacks: Total - Yds.	1-10	1-3
PAT: Total - Made	0-0	2-2

TOP MICHIE STADIUM CROWDS

No.	Attendance	Date	Opponent	Score
1.	42,765	Oct. 2, 1971	Missouri	W, 22-6
2.	42,503	Oct. 20, 1973	Notre Dame	L, 3-62
3.	42,399	Oct. 14, 1972	Penn State	L, 0-45
4.	42,382	Sept. 23, 1972	Nebraska	L, 7-77
5.	42,249	Nov. 4, 1972	Air Force	W, 17-14
6.	42,139	Nov. 9, 1974	Air Force	W, 17-16
7.	42,123	Oct. 27, 1973	Holy Cross	L, 10-17
8.	42,085	Nov. 1, 1969	Air Force	L, 6-13
9.	41,952	Oct. 23, 1971	Virginia	W, 14-9
10.	41,903	Oct. 28, 1972	Miami (Fla.)	L, 7-28
11.	41,467	Oct. 30, 1976	Air Force	W, 14-7
12.	41,287	Nov. 4, 2000	Air Force	L, 27-41
13.	41,251	Nov. 9, 1996	Air Force	W, 23-7
14.	41,209	Oct. 26, 1991	Boston College	L, 17-28
15.	41,153	Oct. 27, 1990	Syracuse	L, 14-26
16.	41,105	Nov. 11, 1989	Boston College	L, 17-24
17.	41,062	Nov. 7, 1970	Penn State	L, 14-38
18.	41,049	Nov. 10, 1990	Air Force	L, 3-15
19.	41,014	Oct. 6, 1990	Duke	L, 16-17
20.	40,920	Oct. 22, 1983	Lehigh	L, 12-13
21.	40,869	Oct. 14, 1989	Holy Cross	W, 45-9
22.	40,865	Oct. 29, 1977	Holy Cross	W, 48-7
23.	40,843	Nov. 7, 1998	Air Force	L, 7-35
24.	40,835	Nov. 10, 1973	Miami (Fla.)	L, 7-19
25.	40,819	Oct. 12, 1985	Boston College	W, 45-14
26.	40,786	Oct. 30, 1993	Western Michigan	L, 7-20
27.	40,759	Oct. 16, 1993	Rutgers	L, 10-45
28.	40,749	Nov. 5, 1983	Boston College	L, 14-34
29.	40,744	Oct. 4, 1969	Texas A&M	L, 13-20
30.	40,701	Oct. 28, 1989	Rutgers	W, 35-14
31.	40,675	Nov. 7, 1992	Air Force	L, 3-7
32.	40,660	Nov. 5, 1988	Air Force	W, 28-15
33.	40,646	Nov. 8, 1986	Air Force	W, 21-11
34.	40,640	Oct. 5, 1974	Penn State	L, 14-21
35.	40,621	Oct. 26, 1985	Colgate	W, 45-43
36.	40,618	Oct. 24, 1987	Rutgers	L, 14-27
37.	40,602	Oct. 5, 1985	Yale	W, 59-16
38.	40,570	Oct. 18, 1986	Holy Cross	L, 14-17
	40,570	Oct. 15, 1988	Lafayette	W, 24-17
40.	40,562	Sept. 18, 1971	Stanford	L, 3-38

MICHIE STADIUM FACTS

Army's Record at Michie:

372-173-7 (.679)

First Game:

Oct. 4, 1924—Army 17, Saint Louis University 0

Dedication:

Nov. 15, 1924—Army 14, Columbia 14

Blaik Field Dedication:

Sept. 25, 1999—Army 41, Ball State 21

First Loss:

Oct. 17, 1931—Harvard 14, Army 13

Longest Home Winning Streak:

39 games (1925-1931)

Largest Home Crowd:

42,765 (Missouri, Oct. 2, 1971)

MICHIE THROUGH THE YEARS

1924 — Original structure completed and dedicated. Seating capacity of permanent stands: 16,000 with temporary seating for an additional 5,000. Temporary East stands and upper stands were later added, increasing capacity to 26,491.

1962 — Construction of permanent East stands completed.

1969 — Upper deck on West side added, increasing seating capacity to 41,684.

1977 — AstroTurf installed, replacing original natural grass playing surface.

1984 — SuperTurf installed, replacing AstroTurf playing surface.

1992 — Third resurfacing procedure completed with AstroTurf 8 newly installed.

1999 — The playing surface is christened "Blaik Field" in honor of Hall-of-Fame coach Earl "Red" Blaik.

2001 — Construction begins for \$40 million Kimsey Athletic Center and Randall Hall, a state-of-the-art stadium annex located off the South end zone.

2001 — Installation of new AstroPlay surface marks fourth resurfacing project since 1977.

2002 — Construction begins on Hoffman Press Box.

2003 — Kimsey Athletic Center construction completed.

2003 — Construction completed on Hoffman Press Box, which includes such amenities as a priority seating area and elevator service.

2005 — Randall Hall construction completed.

2008 — A new FieldTurf surface is installed, representing the fifth resurfacing project since 1977.

2008 — A state-of-the-art 30-foot-by-50-foot high-definition video board is installed in the north end zone.

2015 — New FieldTurf surface installed, allowing lines to be erased and repainted.

2019 — A 3,100 square foot video board is installed in the north end zone, in addition to an LED ribbon board display along the upper deck and a final LED display in the south end zone.

2020 — In the year of the pandemic, Army hosts Navy, the first time playing the Mids at West Point since 1943 followed by Air Force, winning both to capture its ninth CIC Trophy.

2021 — Army West Point Athletics Association (AWPAA) announced initial plans for the launch of the Michie Stadium Preservation Project. The goal is to raise \$177 million in support of the Academy's vision to reconstruct the East Stands. This transformational project will ensure that the unique and storied Michie Stadium experience carries on for generations to come.

2023 — Army Athletics celebrates the 100th season of Michie Stadium, while a brand new FieldTurf was installed ahead of the season.

2024 — In April, groundbreaking construction on the Michie Stadium Preservation Project begins. The completed project set for the start of the 2026 season will rebuild and modernize the East Stands.

MICHIE STADIUM YEAR-BY-YEAR

YEAR	W	L	T	PCT	ATT	AVG	YEAR.....	W	L	T	PCT	ATT	AVG	YEAR	W	L	T	PCT	ATT	AVG
1924.....	4	0	1	.900	---	---	1928.....	6	0	0	1.000	---	---	1992.....	4	3	0	.571	208,425	29,775
1925.....	5	0	0	1.000	---	---	1929.....	6	0	0	1.000	---	---	1993.....	4	2	0	.667	202,812	33,802
1926.....	6	0	0	1.000	---	---	1930.....	6	0	0	1.000	---	---	1994.....	3	4	0	.429	232,294	33,185
1927.....	7	0	0	1.000	---	---	1931.....	6	1	0	.857	---	---	1995.....	3	2	1	.583	189,680	31,613
1928.....	6	0	0	1.000	---	---	1932.....	5	1	0	.833	---	---	1996.....	6	0	0	1.000	223,540	37,257
1929.....	6	0	0	1.000	---	---	1933.....	5	0	0	1.000	---	---	1997.....	4	2	0	.667	216,687	36,115
1930.....	6	0	0	1.000	---	---	1934.....	5	0	0	1.000	---	---	1998.....	1	4	0	.200	184,641	36,928
1931.....	6	1	0	.857	---	---	1935.....	4	1	0	.800	---	---	1999.....	3	3	0	.500	197,939	32,990
1932.....	5	1	0	.833	---	---	1936.....	4	1	0	.800	---	---	2000.....	1	4	0	.200	192,580	38,516
1933.....	5	0	0	1.000	---	---	1937.....	5	0	0	1.000	---	---	2001.....	2	3	0	.400	155,238	31,047
1934.....	5	0	0	1.000	---	---	1938.....	5	1	0	.833	---	---	2002.....	0	6	0	.000	195,636	32,606
1935.....	4	1	0	.800	---	---	1939.....	3	0	1	.875	---	---	2003.....	0	6	0	.000	184,761	30,794
1936.....	4	1	0	.800	---	---	1940.....	1	3	0	.250	---	---	2004.....	1	4	0	.200	159,786	31,957
1937.....	5	0	0	1.000	---	---	1941.....	4	0	0	1.000	---	---	2005.....	2	4	0	.333	185,611	30,935
1938.....	5	1	0	.833	---	---	1942.....	3	0	0	1.000	---	---	2006.....	2	3	0	.400	153,468	30,694
1939.....	3	0	1	.875	---	---	1943.....	5	1	0	.833	---	---	2007.....	3	2	0	.600	158,559	31,712
1940.....	1	3	0	.250	---	---	1944.....	5	0	0	1.000	---	---	2008.....	2	4	0	.333	166,512	27,752
1941.....	4	0	0	1.000	---	---	1945.....	4	0	0	1.000	---	---	2009.....	3	3	0	.500	167,984	27,997
1942.....	3	0	0	1.000	---	---	1946.....	5	0	0	1.000	---	---	2010.....	2	3	0	.400	158,334	31,667
1943.....	5	1	0	.833	---	---	1947.....	4	0	0	1.000	---	---	2011.....	3	1	0	.750	133,278	33,320
1944.....	5	0	0	1.000	---	---	1948.....	4	0	0	1.000	---	---	2012.....	2	5	0	.286	225,432	32,205
1945.....	4	0	0	1.000	---	---	1949.....	5	0	0	1.000	---	---	2013.....	2	3	0	.400	169,781	33,956
1946.....	5	0	0	1.000	---	---	1950.....	3	0	0	1.000	---	---	2014.....	3	2	0	.600	171,310	34,262
1947.....	4	0	0	1.000	---	---	1951.....	2	2	0	.500	---	---	2015.....	1	5	0	.167	185,946	30,991
1948.....	4	0	0	1.000	---	---	1952.....	3	1	0	.750	---	---	2016.....	3	2	0	.800	163,267	27,935
1949.....	5	0	0	1.000	---	---	1953.....	4	0	0	1.000	---	---	2017.....	6	0	0	1.000	185,543	30,924
1950.....	3	0	0	1.000	---	---	1954.....	2	1	0	.667	---	---	2018.....	6	0	0	1.000	190,156	31,693
1951.....	2	2	0	.500	---	---	1955.....	4	1	0	.800	---	---	2019.....	4	2	0	.667	185,935	30,989
1952.....	3	1	0	.750	---	---	1956.....	4	0	0	1.000	---	---	2020.....	8	0	0	1.000	45,598	5,700
1953.....	4	0	0	1.000	---	---	1957.....	5	0	0	1.000	---	---	2021.....	5	1	0	.883	163,580	27,263
1954.....	2	1	0	.667	---	---							2022.....	4	2	0	.666	173,880	28,647	
1955.....	4	1	0	.800	---	---							2023.....	3	3	0	.500	174,093	29,016	
1956.....	4	0	0	1.000	---	---							2024.....	5	0	0	1.000			
1957.....	5	0	0	1.000	---	---														

ARMY-NAVY GAME PRESENTED BY USAA



ARMY AND NAVY WILL BATTLE FOR THE 125th TIME ON DECEMBER 14 AT NORTHWEST STADIUM

For the second time in its history, the 125th edition of the storied Army-Navy rivalry will find the Black Knights and Midshipmen playing at Commanders Field in Landover, Md., on Dec. 14, 2024. Only 10 Division I-A rivalries have featured more games than the Army-Navy series.

This revered series began when Cadet Dennis Mahan Michie accepted a "challenge" from Naval Academy Midshipmen for a football game against the Cadets. That first contest was held on "The Plain" at West Point on Nov. 29, 1890. The more experienced Mids, who had been playing organized football since 1879, defeated the Cadets 24-0. Army has claimed victory in the two most recent matchups, defeating the Mids this past season by a score of 17-11 from Gillette Stadium in Foxborough, Mass., to secure the Commander-in-Chief's Trophy. 2022 saw the first-ever overtime contest between the two teams, with a game-winning field goal giving the Black Knights a 20-17 victory in double-overtime from Lincoln Financial Field in Philadelphia, Pa.

Other venues include: West Point (4), Annapolis (3), Palmer Stadium (1), Franklin Field (18), Polo Grounds (9), Baltimore Stadium (2), Soldier Field (1), Yankee Stadium (2), Municipal/John F. Kennedy Stadium (41), Veterans Stadium (17), Rose Bowl (1), Giants Stadium (4), M&T Bank Stadium (2), Lincoln Financial Field (14), MetLife Stadium (1) and Gillette Stadium (1).

The Army-Navy series has been tied on 13 occasions (five times since 1979). The latest tie came following Navy's victory in 2004. The Mids' win in 2005 gave Navy its first edge in the series since 1993. Until winning in 1980 to break a 37-37-6 stalemate, Navy had not led in the series standing since 1921, just after the 24th meeting between the academies.



CBS Sports reaffirmed its commitment to broadcasting the storied rivalry to a national audience with a new agreement until 2028. The Army-Navy Game presented by USAA will be the only college football game contested on the second Saturday in December, a departure from its recent history of being played a week earlier opposite several conference championship contests.

The United States Military Academy and United States Naval Academy announced in July 2009 that financial services leader USAA signed a 10-year agreement to be the presenting sponsor of the annual Army-Navy football game. USAA is among the premier providers of banking products, insurance, investments, and financial planning to current and former members of the U.S. military and their families – including the Cadets and Midshipmen from the two academies.

ARMY-NAVY GAME PRESENTED BY USAA — RESULTS

11-29-1890	Navy 24-0	West Point, N.Y.	11-28-42	Navy 14-0	Annapolis, Md.	12-1-84	Army 28-11	Philadelphia, Pa.+
11-28-1891	Army 32-16	Annapolis, Md.	11-27-43	Navy 13-0	West Point, N.Y.	12-7-85	Navy 17-7	Philadelphia, Pa.+
11-26-1892	Navy 12-4	West Point, N.Y.	12-2-44	Army 23-7	Baltimore, Md. ^	12-6-86	Army 27-7	Philadelphia, Pa.+
12-2-1893	Navy 6-4	Annapolis, Md.	12-1-45	Army 32-13	Philadelphia, Pa.*	12-5-87	Army 17-3	Philadelphia, Pa.+
12-2-1899	Army 17-5	Philadelphia, Pa.#	11-30-46	Army 21-18	Philadelphia, Pa.*	12-3-88	Army 20-15	Philadelphia, Pa.+
12-1-1900	Navy 11-7	Philadelphia, Pa.#	11-29-47	Army 21-0	Philadelphia, Pa.*	12-9-89	Navy 19-17	E. Rutherford, N.J.
11-30-1901	Army 11-5	Philadelphia, Pa.#	11-27-48	Tied 21-21	Philadelphia, Pa.*	12-8-90	Army 30-20	Philadelphia, Pa.+
11-29-1902	Army 22-8	Philadelphia, Pa.#	11-26-49	Army 38-0	Philadelphia, Pa.*	12-7-91	Navy 24-3	Philadelphia, Pa.+
11-28-1903	Army 40-5	Philadelphia, Pa.#	12-2-50	Navy 14-2	Philadelphia, Pa.*	12-5-92	Army 25-24	Philadelphia, Pa.+
11-26-1904	Army 11-0	Philadelphia, Pa.#	12-1-51	Navy 42-7	Philadelphia, Pa.*	12-4-93	Army 16-14	E. Rutherford, N.J.
12-2-1905	Tied 6-6	Princeton, N.J.	11-29-52	Navy 7-0	Philadelphia, Pa.*	12-3-94	Army 22-20	Philadelphia, Pa.+
12-1-1906	Navy 10-0	Philadelphia, Pa.#	11-28-53	Army 20-7	Philadelphia, Pa.*	12-2-95	Army 14-13	Philadelphia, Pa.+
11-30-1907	Navy 6-0	Philadelphia, Pa.#	11-27-54	Navy 27-20	Philadelphia, Pa.*	12-7-96	Army 28-24	Philadelphia, Pa.+
11-28-1908	Army 6-4	Philadelphia, Pa.#	11-26-55	Army 14-6	Philadelphia, Pa.*	12-6-97	Navy 39-7	E. Rutherford, N.J.
11-26-1910	Navy 3-0	Philadelphia, Pa.#	12-1-56	Tied 7-7	Philadelphia, Pa.*	12-5-98	Army 34-30	Philadelphia, Pa.+
11-24-1911	Navy 3-0	Philadelphia, Pa.#	11-30-57	Navy 14-0	Philadelphia, Pa.*	12-4-99	Navy 19-9	Philadelphia, Pa.+
11-30-1912	Navy 6-0	Philadelphia, Pa.#	11-29-58	Army 22-6	Philadelphia, Pa.*	12-2-00	Navy 30-28	Baltimore, Md. @
11-29-1913	Army 22-9	New York, N.Y.%	11-28-59	Navy 43-12	Philadelphia, Pa.*	12-1-01	Army 26-17	Philadelphia, Pa.+
11-28-1914	Army 20-0	Philadelphia, Pa.#	11-26-60	Navy 17-12	Philadelphia, Pa.*	12-7-02	Navy 58-12	E. Rutherford, N.J.
11-27-1915	Army 14-0	New York, N.Y.%	12-2-61	Navy 13-7	Philadelphia, Pa.*	12-6-03	Navy 34-6	Philadelphia, Pa.\$
11-25-1916	Army 15-7	New York, N.Y.%	12-1-62	Navy 34-14	Philadelphia, Pa.*	12-4-04	Navy 42-13	Philadelphia, Pa.\$
11-29-1919	Navy 6-0	New York, N.Y.%	12-7-63	Navy 21-15	Philadelphia, Pa.*	12-3-05	Navy 42-23	Philadelphia, Pa.\$
11-27-1920	Navy 7-0	New York, N.Y.%	11-28-64	Army 11-8	Philadelphia, Pa.*	12-2-06	Navy 26-14	Philadelphia, Pa.\$
11-26-1921	Navy 7-0	New York, N.Y.%	11-27-65	Tied 7-7	Philadelphia, Pa.*	12-1-07	Navy 38-3	Baltimore, Md. @
11-25-22	Army 17-14	Philadelphia, Pa.#	11-26-66	Army 20-7	Philadelphia, Pa.*	12-6-08	Navy 34-0	Philadelphia, Pa.\$
11-24-23	Tied 0-0	New York, N.Y.%	12-2-67	Navy 19-14	Philadelphia, Pa.*	12-12-09	Army 17-3	Philadelphia, Pa.\$
11-29-24	Army 12-0	Baltimore, Md. ^	11-30-68	Army 21-14	Philadelphia, Pa.*	12-11-10	Navy 31-17	Philadelphia, Pa.\$
11-28-25	Army 10-3	New York, N.Y.%	11-29-69	Army 27-0	Philadelphia, Pa.*	12-10-11	Navy 27-21	Landover, Md.
11-27-26	Tied 21-21	Chicago, Ill.	11-28-70	Navy 11-7	Philadelphia, Pa.*	12-8-12	Navy 17-13	Philadelphia, Pa.\$
11-26-27	Army 14-9	New York, N.Y.%	11-27-71	Army 24-23	Philadelphia, Pa.*	12-14-13	Navy, 35-7	Philadelphia, Pa.\$
12-13-30	Army 6-0	New York, N.Y.&	12-2-72	Army 23-15	Philadelphia, Pa.*	12-13-14	Navy, 17-10	Baltimore, Md. @
12-12-31	Army 17-7	New York, N.Y.&	12-1-73	Navy 51-0	Philadelphia, Pa.*	12-12-15	Navy, 21-17	Philadelphia, Pa.\$
12-3-32	Army 20-0	Philadelphia, Pa.#	11-30-74	Navy 19-0	Philadelphia, Pa.*	12-10-16	Army, 21-17	Baltimore, Md. @
11-25-33	Army 12-7	Philadelphia, Pa.#	11-29-75	Navy 30-6	Philadelphia, Pa.*	12-9-17	Army, 14-13	Philadelphia, Pa.\$
12-1-34	Navy 3-0	Philadelphia, Pa.#	11-27-76	Navy 38-10	Philadelphia, Pa.*	12-8-18	Army, 17-10	Philadelphia, Pa.\$
11-30-35	Army 28-6	Philadelphia, Pa.#	11-26-77	Army 17-14	Philadelphia, Pa.*	12-14-19	Navy, 31-7	Philadelphia, Pa.\$
11-28-36	Navy 7-0	Philadelphia, Pa.*	12-2-78	Navy 28-0	Philadelphia, Pa.*	12-12-20	Army, 15-0	West Point, N.Y.
11-27-37	Army 6-0	Philadelphia, Pa.*	12-1-79	Navy 31-7	Philadelphia, Pa.*	12-11-21	Navy, 17-13	East Rutherford, N.J.!
11-26-38	Army 14-7	Philadelphia, Pa.*	11-29-80	Navy 33-6	Philadelphia, Pa.+	12-10-22	Army, 20-17	Philadelphia, Pa.\$
12-2-39	Navy 10-0	Philadelphia, Pa.*	11-28-81	Tied 3-3	Philadelphia, Pa.+	12-9-23	Army, 17-11	Foxborough, Mass.%
11-30-40	Navy 14-0	Philadelphia, Pa.*	12-4-82	Navy 24-7	Philadelphia, Pa.+			
11-29-41	Navy 14-6	Philadelphia, Pa.*	11-25-83	Navy 42-13	Pasadena, Calif.			

Location Series History

Maryland (Navy, 6-4)
 at Annapolis: Navy, 2-1
 at Baltimore: Series tied, 3-3
 ^ Municipal Stadium: Army, 2-0
 @ PSINet/M&T Bank Stadium: Navy, 3-1
 at Landover (FedEx Field): Navy, 1-0

Massachusetts (Army, 1-0)
 at Foxborough: Army, 1-0
 % Gillette Stadium: Army, 1-0

New York
 at West Point: Navy, 3-1
 at New York City: Army, 7-3-1
 % at Polo Grounds: Army, 5-3-1
 & at Yankee Stadium: Army, 2-0

Philadelphia (Navy, 45-41-4)
 *at Municipal/JFK: Navy, 22-16-3
 #at Franklin Field: Army, 11-7
 +at Veterans Stadium: Army, 11-5-1
 Sat Lincoln Financial Field: Navy, 11-3

New Jersey
 at East Rutherford: Navy leads, 3-1
 at Princeton (Palmer Stadium): Tied, 0-0-1
 !at MetLife Stadium: Navy leads, 1-0

Illinois
 at Chicago (Soldier Field): Tied, 0-0-1

California
 at Pasadena (Rose Bowl): Navy, 1-0

Overall (Neutral Sites)
 Navy, 57-52-7



COMMANDER-IN-CHIEF'S TROPHY

Service academy supremacy is at stake on the gridiron each season when Army, Navy and Air Force battle in a round-robin schedule for the Commander-in-Chief's Trophy.

This year, the Trophy enters its 53rd season as the preeminent indicator of football bragging rights among the three major service academies.

The Black Knights took back the coveted trophy in 2023, marking the fourth time in the past seven seasons in which Army won the trophy outright. Army began its quest with a 23-3 rout over Air Force from Empower Field at Mile High in Denver. The win also ended #17 Air Force's undefeated season, having entered play 8-0, and marked Army's first win over a ranked opponent since 1972. Army then completed the mission to the secure the CIC with a 17-11 win over Navy from Gillette Stadium in Foxborough, Mass. on December 9th.

Army's also collected the Commander-in-Chief's Trophy in 2020 when the Black Knights assured that the Trophy would return to its original home by shutting out arch-rival Navy 15-0 before trouncing Air Force 10-7 the following week. Both victories were earned at Michie Stadium, helping the team capture its third Commander-in-Chief's Trophy in four seasons.

To help commemorate the Trophy's 25th birthday, President Bill Clinton was on hand at "The Vet" to present the Black Knights with the glimmering silver Trophy following their come-from-behind victory. It marked the first time that a standing President attended an Army-Navy clash since Gerald Ford looked on in 1974 to see Navy defeat Army 19-0.

Former President George W. Bush witnessed the Army-Navy game in person three times during his two terms in office, attending the classic in 2001, 2004 and 2008. In 2018, President Donald J. Trump was on hand for the 119th installment of the Army-Navy game played at Lincoln Financial Field in Philadelphia.

Prior to 1996, Army had last acquired sole possession



of the Trophy in 1988. In 1993, each team split its two academy games, marking only the fourth time that all three teams shared possession of the Trophy.

Army captured the inaugural Commander-in-Chief's Trophy by defeating Air Force, 17-14, and Navy, 23-15, in 1972.

The Trophy has resided at West Point in 1972, 1977, 1984, 1986, 1988, 1996, 2017, 2018, and 2020.

Navy, which ruled the 1970s, has acquired sole ownership of the trophy nine times since 1981. The Mids captured the hardware seven straight seasons from 2003-09 before Air Force claimed the trophy in 2010, 2011 and won it in 2014, after Navy won two straight.

The Trophy is named in honor of the President of the United States as Commander-in-Chief of the armed forces. The three-sided structure, which weighs 170 pounds and stands 2 1/2 feet tall, is engraved with the seal of each academy and displays a reproduction of each school's mascot. The year in which the Trophy is won is engraved on the appropriate academy's side.

The idea for the establishment of an interservice football trophy originated with the late Gen. George B. Simler, commander of the Air Training Command and

a former Air Force Academy athletic director. The 1972 season was seen as an appropriate time to consider such an idea since it also marked the first season of the round-robin competition among the three teams. Simler proposed the idea to the USAFA Association of Graduates early in 1972. The Association, in turn, proposed the project to the alumni associations at West Point and Annapolis as suitable for joint sponsorship by the three institutions. Following formal adoption of the project, designs for the Trophy were sought from manufacturers.

After Army's inaugural title in 1972, Navy captured possession of the Trophy eight of the following nine years before Air Force first staked claim to the honor in 1982. The Trophy remained in the Falcons' possession the following season when they swept the Black Knights and Midshipmen.

Army recaptured the Trophy in 1984, its first outright title since 1977.

The Black Knights begin the quest for this year's CIC title on Nov. 2 when they take on Air Force at Michie Stadium. Army will then square off against Navy on Dec. 14 at Commanders Field in Landover, Md., home of the Washington Commanders.

COMMANDER-IN-CHIEF'S TROPHY — YEAR-BY-YEAR RESULTS

1972	Army 2-0	Navy 1-1	Air Force 0-2
1973	Navy 2-0	Air Force 1-1	Army 0-2
1974	Navy 1-1	Army 1-1	Air Force 1-1
1975	Navy 2-0	Air Force 1-1	Army 0-2
1976	Navy 1-1	Army 1-1	Air Force 1-1
1977	Army 2-0	Navy 1-1	Air Force 0-2
1978	Navy 2-0	Army 1-1	Air Force 0-2
1979	Navy 2-0	Air Force 1-1	Army 0-2
1980	Navy 1-1	Army 1-1	Air Force 1-1
1981	Navy 1-0-1	Air Force 1-1	Army 0-1-1
1982	Air Force 2-0	Navy 1-1	Army 0-2
1983	Air Force 2-0	Navy 1-1	Army 0-2
1984	Army 2-0	Air Force 1-1	Navy 0-2
1985	Air Force 2-0	Navy 1-1	Army 0-2
1986	Army 2-0	Air Force 1-1	Navy 0-2
1987	Air Force 2-0	Army 1-1	Navy 0-2
1988	Army 2-0	Air Force 1-1	Navy 0-2
1989	Air Force 2-0	Army 1-1	Army 0-2
1990	Air Force 2-0	Army 1-1	Navy 0-2
1991	Air Force 2-0	Navy 1-1	Army 0-2
1992	Air Force 2-0	Army 1-1	Navy 0-2
1993	Air Force 1-1	Army 1-1	Navy 1-1
1994	Air Force 2-0	Army 1-1	Navy 0-2
1995	Air Force 2-0	Army 1-1	Navy 0-2
1996	Army 2-0	Navy 1-1	Air Force 0-2
1997	Air Force 2-0	Navy 1-1	Army 0-2
1998	Air Force 2-0	Army 1-1	Navy 0-2
1999	Air Force 2-0	Navy 1-1	Army 0-2
2000	Air Force 2-0	Navy 1-1	Army 0-2
2001	Air Force 2-0	Army 1-1	Navy 0-2
2002	Air Force 2-0	Navy 1-1	Army 0-2
2003	Navy 2-0	Air Force 1-1	Army 0-2
2004	Navy 2-0	Air Force 1-1	Army 0-2
2005	Navy 2-0	Army 1-1	Air Force 0-2
2006	Navy 2-0	Air Force 1-1	Army 0-2
2007	Navy 2-0	Air Force 1-1	Army 0-2
2008	Navy 2-0	Air Force 1-1	Army 0-2
2009	Navy 2-0	Air Force 1-1	Army 0-2
2010	Air Force 2-0	Navy 1-1	Army 0-2
2011	Air Force 2-0	Navy 1-1	Army 0-2
2012	Navy 2-0	Army 1-1	Air Force 0-2
2013	Navy 2-0	Air Force 1-1	Army 0-2
2014	Air Force 2-0	Navy 1-1	Army 0-2
2015	Navy 2-0	Air Force 1-1	Army 0-2
2016	Air Force 2-0	Army 1-1	Navy 0-2
2017	Army 2-0	Navy 1-1	Air Force 0-2
2018	Army 2-0	Air Force 1-1	Navy 0-2
2019	Navy 2-0	Air Force 1-1	Army 0-2
2020	Army 2-0	Air Force 1-1	Navy 0-2
2021	Army 1-1	Navy 1-1	Air Force 1-1
2022	Air Force 2-0	Army 1-1	Navy 0-2
2023	Army 2-0	Air Force 1-1	Navy 0-2

2023 CIC RESULTS

Air Force 17, Navy 6
Army 23, Air Force 3
Army 17, Navy 11

2024 CIC SCHEDULE

Oct. 5 - Navy 34, Air Force 7 (USAFA, Colo.)
Nov. 2 - Army 20, Air Force 3 (West Point, N.Y.)
Dec. 14 - Army vs. Navy (Landover, Md.)



ARMY'S 2023 TEAM VISITING THE WHITE HOUSE AFTER DEFEATING BOTH NAVY AND AIR FORCE TO WIN THE CIC TROPHY

BOWL PARTNERSHIPS

The American Bowl Lineup

American Athletic Conference teams are guaranteed at least seven bowl appearances in 2024 as part of the conference's postseason lineup, which began in the 2020 season and is in place through 2025.

The American Athletic Conference champion would play in the College Football Playoff if it is ranked among the five highest-ranked conference champions by the CFP selection committee.

As part of the current bowl cycle, The American will annually send teams to the Go Bowling Military Bowl in Annapolis, Maryland, and the Wasabi Fenway Bowl in Boston, facing opponents from the Atlantic Coast Conference in those matchups. In 2024, The American will send a team to the Lockheed Martin Armed Forces Bowl.

In the 2024 season, The American will additionally fill four spots from a group of eight bowls: the Birmingham Bowl, the StaffDNA Cure Bowl, the Union Home Mortgage Gasparilla Bowl, the Boca Raton Bowl, the Scooter's Coffee Frisco Bowl, the SERVPRO First Responder Bowl, the Isleta New Mexico Bowl and the Myrtle Beach Bowl.

Aside from the eight primary bowl affiliations in place for the 2024, The American has secondary agreements with the AutoZone Liberty Bowl and the Quick Lane Bowl.



2024 Bowl Affiliations



Go Bowling Military Bowl
Dec. 28, 2024 | 5:45 p.m. ET | ESPN
Navy-Marine Corps Memorial Stadium
Annapolis, Maryland



Lockheed Martin Armed Forces Bowl
Dec. 27, 2024 | Noon or 3:30 p.m. ET | ESPN
Amon G. Carter Stadium
Fort Worth, Texas



Wasabi Fenway Bowl
Dec. 28, 2024 | 11 a.m. ET | ESPN
Fenway Park
Boston, Massachusetts

Four Selections From



Scooter's Coffee Frisco Bowl
Dec. 17, 2024 | 9 p.m. ET | ESPN
Toyota Stadium
Frisco, Texas



Boca Raton Bowl
Dec. 18, 2024 | 5:30 p.m. ET | ESPN
FAU Stadium
Boca Raton, Florida



StaffDNA Cure Bowl
Dec. 20, 2024 | Noon ET | ESPN
Camping World Stadium
Orlando, Florida



Union Home Mortgage Gasparilla Bowl
Dec. 20, 2024 | 3:30 p.m. ET | ESPN
Raymond James Stadium
Tampa, Florida



Myrtle Beach Bowl
Dec. 23, 2024 | 11 a.m. ET | ESPN
Brooks Stadium
Conway, South Carolina



Isleta New Mexico Bowl
Dec. 28, 2024 | 2:15 p.m. ET | ESPN
University Stadium
Albuquerque, New Mexico



Birmingham Bowl
Dec. 27, 2024 | Noon or 3:30 p.m. ET | ESPN
Protective Stadium
Birmingham, Alabama



SERVPRO First Responder Bowl
Jan. 3, 2025 | 4 p.m. ET | ESPN
Gerald J. Ford Stadium
Dallas, Texas



The American Athletic Conference, which has established itself as a preeminent NCAA Division I Football Bowl Subdivision conference, is poised to continue its remarkable ascension to national prominence under the leadership of Commissioner Tim Perneti, who began his tenure in May of 2024.

The American consists of 15 prestigious institutions: the University of Alabama at Birmingham, the United States Military Academy (in football only), the University of North Carolina Charlotte, East Carolina University, Florida Atlantic University, the University of Memphis, the United States Naval Academy (in football only), the University of North Texas, Rice University, the University of South Florida, Temple University, the University of Texas at San Antonio, Tulane University, the University of Tulsa, and Wichita State University (in basketball and Olympic sports).

08.31	Lehigh (FR)	Alcorn St. (TH)	James Madison	Norfolk St.	Michigan St.	North Alabama	Bowling Green	South Alabama	Sam Houston	Bethune-Cookman	Oklahoma	SE Louisiana (TH)	Northwestern St. (TH)	Kennesaw St.
09.07	Florida Atlantic	ULM	North Carolina	Old Dominion	Army	Troy	Temple	Stephen F. Austin	Texas Southern	Alabama	Navy	Kansas St.	Arkansas St.	Texas St.
09.14	OPEN	Arkansas	Gardner-Webb	App State	FIU	Florida St.	OPEN	Texas Tech	Houston	Southern Miss	Coastal Carolina	Oklahoma	Oklahoma St.	Texas
09.21	Rice	OPEN	Indiana	Liberty	UConn	Navy	Memphis	Wyoming	Army	Miami	Utah State	Louisiana	Louisiana Tech	HCU
09.28	Temple (TH)	Navy	Rice	UTSA	Wagner	MSU	UAB	Tulsa	Charlotte	Tulane	Army (TH)	South Florida	North Texas	East Carolina
10.05	Tulsa	Tulane	East Carolina	Charlotte	OPEN	OPEN	Air Force	OPEN	OPEN	OPEN	UConn	UAB	Army	OPEN
10.12	UAB	Army	OPEN	OPEN	North Texas	South Florida (FR)	OPEN	Florida Atlantic	UTSA	Memphis (FR)	OPEN	OPEN	OPEN	Rice
10.19	East Carolina	South Florida	Navy	Army	UTSA	North Texas	Charlotte	Memphis	Tulane	UAB	Tulsa	Rice	Temple	Florida Atlantic
10.26	OPEN	OPEN	Memphis	Temple	OPEN	Charlotte	Notre Dame	Tulane	UConn	OPEN	East Carolina	North Texas	UTSA	Tulsa
11.02	Air Force	Tulsa	Tulane (TH)	OPEN	South Florida (FR)	UTSA	Rice	OPEN	Navy	Florida Atlantic (FR)	OPEN	Charlotte (TH)	UAB	Memphis
11.09	North Texas	UConn	OPEN	Florida Atlantic (TH)	East Carolina (TH)	Rice (FR)	South Florida	Army	Memphis (FR)	Navy	Tulane	Temple	OPEN	OPEN
11.16	OPEN	Memphis	South Florida	Tulsa (TH)	Temple	UAB	Tulane	UTSA (FR)	OPEN	Charlotte	Florida Atlantic	Navy	East Carolina (TH)	North Texas (FR)
11.23	Notre Dame	Rice	Florida Atlantic	North Texas	Charlotte	OPEN	OPEN	East Carolina	UAB	Tulsa	UTSA (or FR)	OPEN	South Florida	Temple (or FR)
11.30	UTSA	Charlotte (or FR)	UAB (or FR)	Navy (or FR)	Tulsa	Tulane (TH)	East Carolina (or FR)	Temple	South Florida (or FR)	Rice (or FR)	North Texas	Memphis (TH)	Florida Atlantic	Army
12.06	THE AMERICAN FOOTBALL CHAMPIONSHIP. FRIDAY NIGHT PRIMETIME.													
12.14	THE 125TH ARMY-NAVY GAME													

2025 ARMY FOOTBALL AAC OPPONENTS

HOME

AWAY



QUARTERBACKS

BRYSON DAILY



Class: Senior
Ht: 6'0 | Wt: 221
High School: Abernathy / USMAPS
Hometown: Abernathy, Texas

13 **C**
QUARTERBACK

Career Accolades:

- Team Captain (2024)
- (See 2024 Accolades in his note section)
- Second-Team Phil Steele Postseason All-Independent Team (2023)
- Second-Team College Football Network All-Independent Team (2023)

2024: Selected as one of four team captains for the season...vs. Lehigh (8/30): Rushed a team-high 17 times for 78 yards and two touchdowns. His two touchdowns on the ground marked his third-career game with multiple rushing scores. Was 3-for-6 passing for 35 yards...at FAU (9/7): Rushed a team-high 18 attempts for 117 yards. Completed 1-for-4 passing for 44 yards, throwing a touchdown pass, a 44-yarder to WR Casey Reynolds...vs. Rice (9/21): Matched a career-high with five total touchdowns (three rushing, two passing), rushing for 145 yards and passing for 107. He accounted for four first-half touchdowns (two passing and two rushing), which was only the seventh occurrence an Army player accounted for four touchdowns in a single half since 1996 as Daily has two of them (Five touchdowns in the first half vs. Delaware State, 2023). His three rushing touchdowns were also a career best...at Temple (9/26): Rushed for a team-high 152 yards on 24 carries, marking his third consecutive 100-yard game, and matched his career best with three rushing touchdowns. Completed 2-for-five passing for 54 yards...at Tulsa (10/5): Rushed for 110 yards on 13 carries, marking his fourth consecutive 100-yard game. Accounted for four touchdowns (two passing & two rushing), passing a perfect 5-for-5 for 140 yards...vs. UAB (10/12) Rushed for 136 yards and four touchdowns on 12 carries and completed 3-of-7 passing for 102 yards and a touchdown...vs. ECU (10/19): Completed a season-high seven passes, 7-of-10 overall with 147 yards and one touchdown through the air. Accounted for six total touchdowns with five on the ground, rushing for career-high 171 yards on 31 attempts...vs. Air Force (11/2): Was inactive for contest (injury or illness)... at North Texas (11/9): Returned to the lineup and posted 153 rushing yards with two touchdowns on 36 carries to improve Army to 9-0.

2023: Played in 11 games and started 10 at quarterback...Rushed for a team-high 901 yards on 215 attempts (4.2 avg.) with a team-high seven touchdowns...Added 913 passing yards, 60-for-120, with seven passing touchdowns...Became only the second Army QB to rush and pass for over 900 yards in a season...Named a second-team Phil Steele All-Independent selection following the season...at ULM (9/2): Made his first career start, passing 5-11 for 121 yards and two interceptions. His first career completion came on a pickup of 53 yards to WR Liam Fortner. Also rushed 23 times for 67 yards... vs. Delaware State (9/9): Totaled five touchdowns (three passing, two rushing) on 8-11 passing for 193 yards, adding nine carries for 65 yards on the ground... Became the second Army QB to throw three touchdowns in a game under Jeff Monken (Jabari Laws, vs. Wake Forest, 10-23-21), the first Army QB since at least 1956, with three passing TDs and two rushing touchdowns in the same game... at UTSA (9/15): Passed 7-17 for 133 yards and a touchdown, while adding 102 yards and a score on the ground on 24 attempts, his first career 100-yard rushing performance... at Syracuse (9/23): Completed 9-21 passing for 145 with one touchdown and two interceptions. Completed an 80-yard touchdown to WR Noah Short, tied for the sixth-longest pass in Army history. Added 47 yards on the ground on 20 attempts... vs. Boston College (10/7): Passed 10-13 for 105 yards and one touchdown and also rushed for 99 yards on 14 carries. Led three consecutive touchdown drives to start the second half and take the lead, 24-20... vs. Troy (10/14): Passed 3-4 for 15 yards and rushed for 46 yards on 10 attempts before leaving the game with a leg injury

prior to halftime...vs. UMass (10/28): Returned after missing a game, passing 3-13 for 28 yards and adding 58 rushing yards and a touchdown on 11 attempts... at Air Force (11/4): Rushed for a career-high 170 yards on 36 carries with two rushing touchdowns. Broke free on a 62-yard touchdown run in the first quarter to give Army the lead... vs. Holy Cross (11/11): Rushed for a team-high 83 yards on 19 attempts (4.4 avg.). Passed 4-6 for 79 yards, including a 69-yard completion to WR Casey Reynolds...vs. Coastal Carolina (11/18): Rushed 22 times for 99 yards and a touchdown...vs. Navy (12/9): Led Army to defeat Navy, passing seven-for-14 for 54 yards and a touchdown, marking Army's first passing touchdown in the Army-Navy Game since 2015...Also rushed 27 times for 84 yards.

2022: Appeared in five games, rushing 12 times for 163 yards and two touchdowns...vs. ULM (10/22): Scored his first career touchdown on a 64-yard run...at UMass (11/26): Ran six times for 79 yards with a touchdown.

2021: Appeared in one game.

Prior to West Point/Personal: Daily was a multi-sport athlete for Abernathy High School in Texas, where he played under his father, Darrell Daily. He led Abernathy to a 12-2 record in 2019 during his senior year, totaling 2,175 rushing yards and 39 touchdowns. Through the air, he passed for 1,355 yards and 18 touchdowns. He also logged a receiving TD, kickoff return TD and posted 78 tackles, 10 tackles for loss with an interception...In 2018 he was the district 2-3A-II Overall MVP as a junior...He was also a stellar track athlete winning the Texas Class 3A regional qualifier in the discus in 2019...In 2018 he won the Texas Class 3A bronze medal-winner in the discus (164-10 PR)...Spent the 2021 season at USMAPS....Majoring in Engineering Management.

Rushing Statistics

Season	GP	R.ATT	R.YDS	R.TD	Long	AVG/A	AVG/G
2021	1	0	0	0	0	0	0
2022	5	12	163	2	64	13.6	32.6
2023	11	215	901	7	62	4.2	81.9
2024	8	174	1062	21	36	6.1	132.8
Total	24	401	2126	30	64	5.3	88.6

Passing Statistics

Season	GP	Cmp	Att	YDS	TDs	%	AVG/G
2021	1	0	0	0	0	0	0
2022	5	0	1	0	0	0	1
2023	11	60	120	913	7	50.0	83.0
2024	8	29	51	644	7	57.0	80.5
Total	24	89	172	1557	14	52.0	64.9



DEWAYNE COLEMAN



Class: Junior
Ht: 5'10 | Wt: 190
High School: Theodore Roosevelt / USMAPS
Hometown: Selma, Texas

10

QUARTERBACK

2024: vs. Lehigh (8/30): Saw action in the second half passing 2-for-2 for 22 yards, both completions to WR Cam Schurr. Led a touchdown drive late in the fourth quarter...vs. Rice (9/21): Relieved starter Bryson Daily and passed 2-for-3 for 13 yards late in the game...at Temple (9/26): Saw action in the fourth quarter, throwing his first career touchdown pass, a 18-yarder to WR Cam Schurr. Rushed four times for a 17 yards...at Tulsa (10/5): Saw action in the second half, while logging his first career rushing touchdown while carrying seven times for 21 yards. Also completed a pass for 20 yards...vs. UAB (10/12) Rushed four times for a 26 yards... vs. Air Force (11/2): Made his first career start in place of Bryson Daily who was inactive...Passed 5-for-8 for 48 yards and rushed for 55 yards on 16 carries...Became the first Army QB to win in their starting debut since 2020.

2023: Appeared in three games vs. Delaware State (9/9), Syracuse (9/23) and LSU (10/21)...Ran four times for eight yards.

Prior to West Point/Personal: Was the team offensive MVP and an All-Area player at Theodore Roosevelt High School in Selma, Texas...Member of National Honor Society and was an Honor roll and summa cum laude honors... Team Captain...Spent 2021 at USMAPS...Majoring in Engineering Management.

CALE HELLUMS



Class: Sophomore
Ht: 5'10 | Wt: 203
High School: Tomball / USMAPS
Hometown: Tomball, Texas

3

QUARTERBACK

2024: at Temple (9/26): Saw his first collegiate action, rushing once for five yards late in the fourth quarter...at Tulsa (10/5): Appeared at the end of the game taking several snaps...vs. UAB (10/12) Rushed once for a gain of four yards.

2023: Did not see game action.

Prior to West Point/Personal: Attended Tomball High in Tomball, Texas... Threw for 8,021 yds and 83 TDs during his career...Received recognition as two-time First-Team All-District, First-Team All-Region, and Third-Team All-State...In the classroom was a Honor Roll student...Played Basketball and ran Track outside of football... Attended USMAPS during the 2022 season.

RUNNING BACKS

KANYE UDOH



Class: Sophomore
Ht: 6'0 | Wt: 215
Highschool: St. Augustine Prep School / USMAPS
Hometown: Mays Landing, N.J.

6

RUNNING BACK

Career Accolades:

- ECAC Division I FBS Rookie of the Year (2023)
- Second-Team Phil Steele Postseason All-Independent Team (2023)

2024: Named to Doak Walker Watch List... vs. Lehigh (8/30): Rushed 15 times for 75 yards and two touchdowns, the first multi-touchdown game of his career. His touchdowns came on runs of 13 and 1-yard...at FAU (9/7): Ran the ball 14 times for 70 yards and a touchdown. His touchdown came from eight yards out for the first touchdown of the game...vs. Rice (9/21): Rushed eight times for 24 yards...at Temple (9/26): Rushed 14 times for a career high 128 yards and a touchdown. Logged a 41-yard rush, the longest of his career...at Tulsa (10/5): Rushed six times for a career 138 yards (22.8 avg.) and two touchdowns. Registered a 63-yard touchdown run, the longest of his career...vs. UAB (10/12) Rushed 17 times for 97 yards and one touchdown...vs. ECU (10/19): Rushed for 102 yards on 19 carries with a long of 42 yards...vs. Air Force (11/2): Rushed for a career high 158 yards (7.2 avg.) on 22 carries and added two rushing touchdowns...at North Texas (11/9): Recorded 65 rushing yards on 13 carries.

2023: Played in 10 games, starting in five, rushing for 524 yards (second on team) on 99 carries (5.3 avg.) with one touchdown...Was named the ECAC Division I FBS Rookie of the Year...vs. Delaware State (9/9): Made his collegiate debut, rushing for 32 yards on five carries, scoring his first touchdown on a five-yard run... at Syracuse (9/23): Rushed five times for 16 yards... vs. Boston College (10/7): Made his first collegiate start, and rushed three times for eight yards... vs. Troy (10/14): Had a breakout game, rushing for 124 yards on 18 carries (6.9 avg.), the first 100-yard performance of his career). Became the first Army freshman to rush over the century mark since Tyrell Robinson rushed for 126 yards vs. Abilene-Christian on 10/3/2020... at LSU (10/21): Led the backfield with 21 carries for 108 yards. Joined Trent Steelman as the only Army freshman to post multiple 100-yard games on the ground in a season this century and the first to do so in back-to-back games...vs. UMass (10/28): Led the Black Knights on the ground with 76 yards on 15 carries... at Air Force (11/4): Started at RB and carried the ball nine times for 37 yards (4.1 avg.)... vs. Holy Cross (11/11): Rushed nine times for 35 yards.

Prior to West Point/Personal: Played at St. Augustine Preparatory School in Mays Landing, N.J. where he was teammates with Army center Brady Small...As a senior, he rushed for 1498 yards and 17 touchdowns helping St Augustine to a 9-2 record and an appearance in the N.J State playoff semifinal round...Totaled 3050 yards for his high school career on 519 attempts (5.9 avg.) with 27 career touchdowns...Attended USMAPS during the 2022 season with Brady Small.

JAKE RENDINA



Class: Sophomore
Ht: 5'11 | Wt: 255
High School: Glacier High / USMAPS
Hometown: Kalispell, Mont.

33

RUNNING BACK

2024: vs. Lehigh (8/30): Ran for 23 yards and a touchdown on five carries. Scored his first career touchdown on a 3-yard run late in the fourth quarter... vs. Rice (9/21): Rushed for a season best 19 yards on six carries. Served as a great lead blocker at the fullback position on several touchdown and explosive runs on the day...at Temple (9/26): Rushed six times for a season best 27 yards...vs. UAB (10/12) Rushed once for a three yard gain...vs. ECU (10/19): Had one rush for two yards.

2023: Played in three games receiving one carry for three yards...vs. Holy Cross (11/11): Rushed once for three yards.

Prior to West Point/Personal: Played at Glacier High in Kalispell, Mont...Finished his career with 4024 total yards and 61 Touchdowns...Was named two-time all-state and two-time all-conference...Attended USMAPS during the 2022 season.

MILES STEWART



Class: Senior
Ht: 5'10 | Wt: 188
High School: Lusher Charter School / USMAPS
Hometown: New Orleans, La.

22

RUNNING BACK

2024: vs. Rice (9/21): Started at Slot back and carried three times for 22 yards...vs. ECU (10/19): Had two catches for 21 yards, including a 13-yard touchdown reception on the game's opening drive...vs. Air Force (11/2): Started at slot back and caught a pass for five yards...at North Texas (11/9): Rushed once for seven yards.

2023: Played in seven games, starting in one rushing for 58 yards on 15 carries...at ULM (9/2): Ran four times for 15 yards...vs. Delaware State (9/9): Totaled 11 yards on two carries...at UTSA (9/15): Rushed three times for 13 yards...at Syracuse (9/23): Ran once for three yards...vs. Boston College (10/7): Did not play...at LSU (10/21): Posted four carries for 14 yards...vs. Coastal Carolina (11/18): Rushed once for a two-yard gain.

2022: Played in nine games, rushing six times for 29 yards...Also recorded a special teams touchdown...at Wake Forest (10/8): Ran once for seven yards... vs. Colgate (10/15): Ran twice for seven yards...vs. UConn (11/19): Recovered a blocked punt in the end zone for his first career touchdown.

2021: Did not see action.

Prior to West Point/Personal: Starred in football and track and field athlete where he competed in the 200 meters, 400 meters, 4x100 relay, 4x200 relay, 4x400 relay, 4x800 relay at Lusher Charter School in New Orleans, La....As a senior in 2019, rushed for 1,509 yard and 20 touchdowns...Earned first-team all-district honors at running back as a senior and as a junior....Spent the 2020 season at USMAPS.

SLOT BACKS

HAYDEN REED



Class: Junior
Ht: 6'0 | Wt: 215
High School: Gaither / USMAPS
Hometown: Tampa, Fla.

8

RUNNING BACK

2024: vs. Lehigh (8/30): Rushed five times for 32 yards...at FAU (9/7): Ran for 37 yards on seven carries...vs. Rice (9/21): Caught two passes for 18 yards... at Tulsa (10/5): Had a reception for 16 yards and rushed once for a two yard gain...vs. UAB (10/12) Rushed four times for an 18 yards... vs. Air Force (11/2): Rushed once for two yards.

2023: Played in nine games, starting in two...Rushed for 205 yards on 50 carries (4.1 avg.) with two touchdowns...at ULM (9/2): Rushed 10 times for 29 yards...vs. Delaware State (9/9): Ran three times for 17 yards and scored on a two-point conversation fake field goal run following Army's first touchdown of the game...at UTSA (9/15): Started and tallied a career-high 108 yards and a touchdown on 20 carries...at Syracuse (9/23): Ran two times for six yards... vs. Boston College (10/7): Rushed six times for 31 yards and scored a touchdown on a six-yard run in the third quarter...vs. Troy (10/14): Rushed six times for 13 yards...at LSU (10/21): Registered one carry for three yards...six times for 13 yards...vs. UMass (10/28): Rushed twice for 11 yards.

2022: Played in 10 games as a freshman with two starts at running back... Logged 37 carries for 188 yards (5.1 avg.) and two touchdowns...vs. Villanova (9/17): logged his first career carries, rushing three times for 29 yards and a TD...vs. Georgia State (10/1): Carried eight times for 28 yards...at Wake Forest (10/8): Made his first career start and ran 10 times for 24 yards...vs. Colgate (10/15): Made his second straight start and rushed for a season-best 87 yards and a TD on 11 carries...vs. ULM (10/22): Did not play...vs. UConn (11/19): Carried one time for seven yards...at UMass (11/26): Logged two carries for nine yards.

Prior to West Point/Personal: Played at Gaither High School in Tampa, Fla... Rushed for 675 yards and six touchdowns as a junior in 2019...Spent 2021 at USMAPS.

NOAH SHORT



Class: Junior
Ht: 6'0 | Wt: 182
High School: The King's Academy / USMAPS
Hometown: San Jose, Calif.

15

SLOT BACK


2024: vs. Lehigh (8/30): Rushed for a team-high 83 yards and a touchdown on only eight carries, all career rushing highs. Had a long of 47. His first rushing score came in the third quarter on a 3-yard run. Caught one pass for six yards...at FAU (9/7): Rushed 11 times for a career-high 160 yards (14.5 avg.). Had a long of 49 yards...vs. Rice (9/21): Hauled in a 41-yard touchdown pass from Bryson Daily in the first quarter. Finished with two receptions for 47 yards and a score and also added one carry for 23 yards...at Temple (9/26): Rushed five times for 78 yards including a 61-yard rush for a touchdown on the third play of the game. Hauled in one pass for a 27 yards...at Tulsa (10/5): Had a career high 121 receiving yards on three receptions, scoring two touchdowns. Also rushed for 11 yards on two attempts...vs. UAB (10/12) Rushed four times for a 42 yards...vs. ECU (10/19): Caught two passes for 41 yards, including a 27-yard reception. Also had two carries...vs. Air Force (11/2): Caught one pass for 10 yards and rushed once for two yards... at North Texas (11/9): Compiled 41 rushing yards on six carries while catching a seven yard pass.

2023: Played in all 12 games starting in 10...Led Army in receptions with 18 with 252 yards and two touchdowns...Was his first season at receiver, transitioning from safety as a freshman...at ULM (9/2): Played his first career game as a WR, and caught his first career pass, a 12-yarder... Delaware State (9/9): Made his first career start, catching one pass for seven yards, and rushing once for four yards... at UTSA (9/15): Logged a career-best 68 receiving yards on three receptions, scoring his first touchdown on a 25-yard touchdown down the seam to give the Black Knights a nine-point lead, 30-21... at Syracuse (9/23): Recorded a career-best 105 receiving yards and a touchdown on six receptions, including an 80-yard touchdown from Daily, which was tied for the sixth-longest pass in Army history... vs. Boston College (10/7): Caught two passes for 16 yards... vs. Troy (10/14): Caught two passes for 15 yards...vs. UMass (10/28): Caught one pass for 29 yards.

2022: Played in eight games as a freshman as a primary contributor on special teams, making one tackle...at Navy (12/10): Came up with the biggest play of the season, blocking Riley Riethman's punt with freshman DB Jabril Williams chasing down the ball in the end zone, recovering for a special teams touchdown to give Army a 7-3 halftime lead.

Prior to West Point/Personal: Played at The King's Academy in San Jose, Calif., where he was an All-State defense First-Team selection...Logged 274 total tackles, six interceptions, 10 sacks and 646 return yards...Honor roll freshman and sophomore years...Was the conference special teams player of the year following his sophomore year...Spent 2021 at USMAPS.

SAMARI HOWARD



Class: Sophomore
Ht: 5'7 | Wt: 182
High School: Temple High / USMAPS
Hometown: Temple, Texas

27

SLOT BACK

2024: vs. Lehigh (8/30): Carried twice for 25 yards. Caught one pass for seven yards...at FAU (9/7): Rushed four times totalling five yards...vs. Rice (9/21): Carried three times for 22 yards...at Temple (9/26): Carried three times for 10 yards...at Tulsa (10/5): Rushed once for a four yard gain...vs. UAB (10/12) Rushed five times for a 37 yard gain.

2023: Did not see game action.

Prior to West Point/Personal: Played at Temple High in Temple, Texas... Amassed 4,077 yards rushing and 60 touchdowns during his career...Named third-team All-State at running back...Participated in powerlifting and track... In the classroom was an honor roll student...His father is retired from the service... Attended USMAPS during the 2022 season.

WIDE RECEIVERS/TIGHT ENDS

LIAM FORTNER



Class: Junior
Ht: 6'1 | Wt: 203
High School: Central / USMAPS
Hometown: Knoxville, Tenn.

4

WIDE RECEIVER

2024: Has started in eight games, playing in all nine at WR serving as a great blocker on the outside.

2023: Played in all 12 games, starting in one...Caught two passes for 60 yards...at ULM (9/2): Recorded his first career reception, a 53-yarder from Bryson Daily early in the first quarter.. vs. Delaware State (9/9): Played but did not record any stats... at LSU (10/21): Caught one pass for seven yards.

Prior to West Point/Personal: Won two state championships at Central High School in Tennessee...Garnered All-State, All-Region honors...Was on the honor roll...Spent the 2021 season at USMAPS...Twin brother, Kalib is a LB at Army.

CASEY REYNOLDS



Class: Senior
Ht: 6'2 | Wt: 192
High School: Deerfield Academy
Hometown: Cold Spring Harbor, N.Y.

87

WIDE RECEIVER

2024: vs. Lehigh (8/30): Caught one pass for 22 yards in which he was down at the one-yard line...at FAU (9/7): Recorded his first career touchdown reception, a 44-yarder from Daily in the second quarter...vs. Rice (9/21): Hauled in his second touchdown of the season, in consecutive games, a 17-yard pass from Daily. Finished with two receptions for 31 yards...at Temple (9/26): Hauled in one reception for 27 yards...vs. UAB (10/12): Had two receptions for 85 yards (career high), including a 50 yard touchdown reception...vs. ECU (10/19): Caught three balls for 85 total yards, including a long of 41 yards... vs. Air Force (11/2): Caught one pass for 24 yards... at North Texas (11/9): Had one catch for eight yards.

2023: Played in all 12 games, starting in four...Hauled in 16 passes for 237 yards with a long of 69...vs. Delaware State (9/9): Caught two passes for 20 yards...at UTSA (9/15): Caught one pass for 11 yards...vs. Boston College (10/7): Hauled in two passes for 37 yards, a career-best...vs. Troy (10/14): Started at WR...at LSU (10/21): Started and posted a team-best four receptions for 26 yards...vs. UMass (10/28): Caught two passes for 35 yards...at Air Force (11/4): Hauled in one pass for seven yards...vs. Holy Cross (11/11): Hauled in a 69-yard reception (career-long) from QB Bryson Daily down the far-right sideline in which he was marked out at the one-yard line...vs. Navy (12/9): Logged three receptions for 32 yards.

2022: Appeared in one game... Did not record any stats.

2021: Played in eight games...Recorded one tackle on special teams.

Prior to West Point/Personal: Is a member of the lacrosse team at West Point...Appeared in 10 games for the lacrosse team in 2024, scoring one goal...Attended Deerfield Academy in N.Y.

TOBI OLAWOLE



Class: Sophomore
Ht: 6'1 | Wt: 197
High School: Buford / USMAPS
Hometown: Buford, Ga.

81

WIDE RECEIVER

2023: Played in ten games, starting in one...Hauled in seven passes for 101 yards with a long of 43...vs. Boston College (10/7): Caught one pass for two yards...vs. Troy (10/14): Recorded two catches for 22 yards... at LSU (10/21): Registered two yards on lone rushing attempt... vs. UMass (10/28): Had a career-best day totaling 57 receiving yards on two receptions, hauling in a 43-yard reception on the first play from scrimmage from Champ Harris...at Air Force (11/4): Caught one pass for 11 yards...vs. Navy (12/9): Caught one pass for nine yards.

Prior to West Point/Personal: Played at Buford High in Buford, Ga...During his senior season, caught six touchdowns en route to his third state championship title...Also received recognition as second-team All-Region...In track, broke the record for the all-time fastest 4x100 time in state of Georgia (40.05) and was a two-time regional champ...Attended USMAPS during the 2022 season.

Receiving Statistics

Season	GP	REC	YDS	TD	Long	AVG/C	AVG/G
2023	10	7	101	0	43	14.4	10.1
Total	10	7	101	0	43	14.4	10.1

DAVID CROSSAN



Class: Senior
Ht: 6'3 | Wt: 246
High School: Calvary Christian / USMAPS
Hometown: Clearwater, Fla.

85

TIGHT END

2024: Has started in eight games at TE, playing in all nine.

2023: Played in seven games starting in one...at ULM (9/2): Started at tight end, his first career start.

2022: Played in 12 games.

Prior to West Point/Personal: Played at Calvary Christian in Clearwater, Fla. ... Spent 2020 at USMAPS...Majoring in Business Management.

OFFENSIVE LINE

CONNOR FINUCANE



Class: Senior

Ht: 6'4 | Wt: 315

Highschool: Catholic

Hometown: Baton Rouge, La.

60

OFFENSIVE LINE

Career Accolades: Named a 2023 Phil Steele Postseason All-Independent first-teamer...Selected as a College Football Network All-Independent Honorable Mention...Named a 2023 Phil Steele Preseason All-Independent first-teamer...2022 second-team Phil Steele Postseason All-Independent...2021 Phil Steele Preseason All-Independent second-teamer.

2024: vs. Lehigh (8/30): Started at left tackle aiding the offense to convert a perfect six-for-six in scoring touchdowns in the redzone and rushing for 375 yards...at FAU (9/7): Started at left tackle helping the offense convert a perfect three-for-three in scoring chances in the redzone and rushing for 405 yards...vs. Rice (9/21): Started at left tackle and helped pave the way for an offense that dominated time of possession 39:05 to 20:55, totaled 400 yards of offense, and scored a perfect 4-for-4 on touchdowns in the redzone...at Temple (9/26): Started at left tackle, contributing to an offense that racked up 489 total yards and scored four touchdowns in the red zone... at Tulsa (10/5): Started at left tackle, contributing to an offense that totaled 481 total yards and was a perfect two for two in the red zone...vs. UAB (10/12) Started at left tackle and blocked for an offense that totaled 515 total yards and was a perfect five-for five in the red zone...vs. ECU (10/19): Started at left tackle in game where the offense rushed for 5.3 yards per carry and allowed zero sacks...vs. Air Force (11/2): Started at left tackle, helping pave the way for RB Kanye Udoh's 158-yard rushing performance...Has been a part of four wins over Air Force in his career... at North Texas (11/9): Started at left tackle and aided an Army win that saw 41:37 of possession with two ten-plus minute drives.

2023: Voted as one of four team captains...Started all 12 games (11 at right tackle and 1 at right guard)...at ULM (9/2): Started at right guard... vs. Delaware State (9/9): Started at right tackle and helped the offense eclipse 500 yards of total offense and score eight touchdowns... at UTSA (9/15): Started at right tackle and aided the offensive attack to score 37 points, tally 442 yards of total offense and convert a perfect 6-6 on 4thdown attempts... at Syracuse (9/23): Started at right tackle... vs. Boston College (10/7): Started at right tackle and aided the offense in scoring touchdowns in three consecutive drives to start the second half and take the lead... vs. Troy (10/14): Started at right tackle, aiding Kanye Udoh rush for over 100 yards on the ground... at LSU (10/21): Started at right tackle, aiding a consecutive 100-yard game on the ground from Udoh... at Air Force (11/4): Started at right tackle and aided QB Bryson Daily to rush for a career-high 170 yards... vs. Holy Cross (11/11): Started at right tackle...vs. Coastal Carolina (11/18): Started at right tackle and aided Tyson Riley eclipse 100 yards rushing...vs. Navy (12/9): Started at right tackle.

2022: Started in all 12 games across Army's offensive line (eight at RG and four at RT). He garnered postseason recognition by being named Phil Steele Second Team Offense All-Independent...He has started all 25 games since 2021...at Coastal Carolina (9/3): Started at right guard and helped the offense rush for 202 total yards...vs. UTSA (9/12): Started at right guard and helped the offense total 485 total yards...vs. Villanova (9/17): Started at RT and helped Army rush for 472 yards on the ground, the most since 2019... vs. Georgia State (10/1): Started at right tackle for the second consecutive game...at Wake Forest (10/8): Started at right tackle, helping the offense tally over 400 yards of total offense...vs. Colgate (10/15): Started at right tackle, paving the way for a rushing attack that totaled 467 rushing yards and six rushing TDs... vs. ULM (10/22): Blocked for an offense that totaled 482 yards of total offense (441 yards rushing)...vs. Air Force (11/5): Started at right guard...at Troy (11/12): Started at right guard and helped the offense log 357 yards of total offense...vs. UConn (11/19): Started at right tackle, helping the offense rush for 320 yards...at UMass (11/26): Started at right guard and aided the offense in scoring 44 points.

2021: Started in all 13 games across the Army offensive line...at Georgia State (9/4): Started on the offensive line...vs. Western Kentucky (9/11): Started on the offensive line...vs. UConn (9/18): Started on the offensive line...vs. Miami (OH) (9/25): Started on the offensive line...at Ball State (10/2): Started on the offensive line...at Wisconsin (10/16): Started on the offensive line...vs. Wake Forest (10/23): Started on the offensive line, did not record any stats...vs. Air Force (11/6): Started on the offensive line...vs. Bucknell (11/13): Started at right guard...vs. UMass (11/20): Started at right guard...at Liberty (11/27): Started at guard...at Navy (12/11): Started at right guard...Armed Forces Bowl vs. Missouri (12/22): Started on the offensive line...

2020: Saw action in 10 games for the Black Knights, making one start on the offensive line...Made his collegiate debut vs. Middle Tennessee State...Made his first career start against Tulane (Oct. 24).

Prior to West Point/Personal: Played at Catholic High School for head coach Gabe Fertitta ...Three-year member of the varsity football team...In his sophomore year, he helped lead his team to a state championship...The team finished as state runners-up in his junior and senior seasons...Earned all-state recognition...Also earned a state title in wrestling his senior year...Majoring in Defense and Strategic Studies.

Career Statistics

Season	GP	GS
2020	10	1
2021	13	13
2022	12	12
2023	12	12
2024	9	9
Total	56	47

BILL KATSIGIANNIS



Class: Senior

Ht: 6'1 | Wt: 290

High School: Katy

Hometown: Katy, Texas

53

OFFENSIVE LINE

2024: vs. Lehigh (8/30): Started at left guard, his first career start. He aided the offense to convert a perfect six-for-six in scoring touchdowns in the redzone and rushing for 375 yards...at FAU (9/7): Started at left guard, helping the offense convert a perfect three-for-three in scoring chances in the redzone and rushing for 405 yards...vs. Rice (9/21): Started at left guard and helped pave the way for an offense that dominated time of possession 39:05 to 20:55, totaled 400 yards of offense, and scored a perfect 4-for-4 on touchdowns in the redzone...at Temple (9/26): Started at left guard, contributing to an offense that racked up 489 total yards and scored four touchdowns in the red zone... at Tulsa (10/5): Started at left guard, contributing to an offense that totaled 481 total yards and was a perfect two for two in the red zone...vs. UAB (10/12) Started at left guard and blocked for an offense that totaled 515 total yards and was a perfect five-for five in the red zone...vs. ECU (10/19): Started at left guard in game where the offense rushed for 5.3 yards per carry and allowed zero sacks... vs. Air Force (11/2): Started at left guard and helped pave the way for Kanye Udoh's 158-yard rushing performance...at North Texas (11/9): Started at left guard and aided an Army win that saw 41:37 of possession with two ten-plus minute drives.

Prior to West Point/Personal: Totalled 90 pancakes and 0 sacks allowed at Katy High in Texas...Garnered the second team Texas Sports Writers Association Class 6A all-state team...Given name is Vasileios.

BRADY SMALL



Class: Sophomore
Ht: 6'0 | Wt: 313
High School: St. Augustine Prep School / USMAPS
Hometown: Mt. Ephraim, N.J.

51

OFFENSIVE LINE

2024: Named to the Rimington Trophy Watch List, an award presented annually to the nation's most outstanding center in Division I College Football. vs. Lehigh (8/30): Started at center aiding the offense to convert a perfect six-for-six in scoring touchdowns in the redzone and rushing for 375 yards...at FAU (9/7): Started at center helping the offense convert a perfect three-for-three in scoring chances in the redzone and rushing for 405 yards...vs. Rice (9/21): Started at center and helped pave the way for an offense that dominated time of possession 39:05 to 20:55, totaled 400 yards of offense, and scored a perfect 4-for-4 on touchdowns in the redzone...at Temple (9/26): Started at center, contributing to an offense that racked up 489 total yards and scored four touchdowns in the red zone... at Tulsa (10/5): Started at center, contributing to an offense that totaled 481 total yards and was a perfect two for two in the red zone...vs. UAB (10/12) Started at center and blocked for an offense that totaled 515 total yards and was a perfect five-for five in the red zone...vs. ECU (10/19): Started at center in game where the offense rushed for 5.3 yards per carry and allowed zero sacks... vs. Air Force (11/2): Started at center and helped pave the way for Kanye Udoh's 158-yard rushing performance...at North Texas (11/9): Started at center and aided an Army win that saw 41:37 of possession with two ten-plus minute drives.

2023: Started in all 12 games at center as a freshman...at ULM (9/2): Started at center, marking the first freshman to start in his first game since WR Kevin Waites started in in the season opener vs. Fordham in 2017... vs. Delaware State (9/9): Started at center and helped the offense eclipse 500 yards of total offense and score eight touchdowns... at UTSA (9/15): Started at center and aided the offensive attack to score 37 points, tally 442 yards of total offense and convert a perfect 6-6 on 4th down attempts... at Syracuse (9/23): Started at center... vs. Boston College (10/7): Started at center and aided the offense in scoring touchdowns in three consecutive drives to start the second half and take the lead... vs. Troy (10/14): Started at center aiding Kanye Udoh rush for over 100 yards on the ground... at LSU (10/21): Started at center, aiding a consecutive 100-yard game on the ground from Udoh... at Air Force (11/4): Started his first service academy game at center and aided QB Bryson Daily to rush for a career-high 170 yards... vs. Holy Cross (11/11): Started at center...vs. Coastal Carolina (11/18): Made the start at center...vs. Navy (12/9): Started at center.

Prior to West Point/Personal: Played at St. Augustine Preparatory School in Mt. Ephraim, N.J. where he was teammates with Army running back Kanye Udoh...Had 80 career tackles, 15 sacks, three fumble recoveries, three pass deflections, and two forced fumbles...Was recognized as first-team all-state and first-team all-conference...received the mini Maxwell award...ranked a top-100 player in the state of New Jersey...In the classroom, was a part of the National Honor Society...Attended USMAPS during the 2022 season.

Career Statistics

Season	GP	GS
2023	12	12
2024	9	9
Total	21	21

LUCAS SCOTT



Class: Senior
Ht: 6'3 | Wt: 305
High School: Chenango Forks
Hometown: Binghamton, N.Y.

65

OFFENSIVE LINE

2024: vs. Lehigh (8/30): Started at right tackle, his first career start at right tackle. He aided the offense to convert a perfect six-for-six in scoring touchdowns in the redzone and rushing for 375 yards...at FAU (9/7): Started at right tackle helping the offense convert a perfect three-for-three in scoring chances in the redzone and rushing for 405 yards...vs. Rice (9/21): Started at right tackle and helped pave the way for an offense that dominated time of possession 39:05 to 20:55, totaled 400 yards of offense, and scored a perfect 4-for-4 on touchdowns in the redzone...Was named to the PFF College Football Team of the Week for Week 4 for his perform in the win over Rice...at Temple (9/26): Started at right-tackle, contributing to an offense that racked up 489 total yards and scored four touchdowns in the red zone...at Tulsa (10/5): Started at right tackle, contributing to an offense that totaled 481 total yards and was a perfect two for two in the red zone...vs. UAB (10/12) Started at right tackle and blocked for an offense that totaled 515 total yards and was a perfect five-for five in the red zone...vs. ECU (10/19): Started at right tackle in game where the offense rushed for 5.3 yards per carry and allowed zero sacks... vs. Air Force (11/2): Started at right tackle and helped pave the way for Kanye Udoh's 158-yard rushing performance...Was named to the PFF Team of the Week for his play in the win... at North Texas (11/9): Started at right tackle and aided an Army win that saw 41:37 of possession with two ten-plus minute drives.


2023: Played in all 12 games, starting in the last 11 of them...vs. Delaware State (9/9): Started at right guard and helped the offense eclipse 500 yards of total offense and score eight touchdowns...at UTSA (9/15): Started at right guard and aided the offensive attack to score 37 points, tally 442 yards of total offense and convert a perfect 6-6 on 4th down attempts... at Syracuse (9/23): Made his second consecutive start, starting at right guard... vs. Boston College (10/7): Started at right guard and aided the offense in scoring touchdowns in three consecutive drives to start the second half and take the lead... vs. Troy (10/14): Started at right guard, aiding Kanye Udoh rush for over 100 yards on the ground... at LSU (10/21): Started at right guard, aiding a consecutive 100-yard game on the ground from Udoh... at Air Force (11/4): Started at right guard and aided QB Bryson Daily to rush for a career-high 170 yards... vs. Holy Cross (11/11): Started at right guard...vs. Navy (12/9): Started at right guard.

Prior to West Point/Personal: At Chenango Forks in Binghamton, N.Y., set multiple school records, winning a state championship in 2019, and was named the state Class B Player of the Year, along with being a highly decorated wrestler as well as a lacrosse player.

Career Statistics

Season	GP	GS
2023	12	12
2024	9	9
Total	21	21

PAOLO GENNARELLI



Class: Sophomore
Ht: 6'1 | Wt: 310
High School: St. Charles North High / USMAPS
Hometown: Campton Hills, Ill.

71

OFFENSIVE LINE

2024: vs. Lehigh (8/30): Started at right guard, his first career start. He aided the offense to convert a perfect six-for-six in scoring touchdowns in the red-zone and rushing for 375 yards...at FAU (9/7): Started at right guard helping the offense convert a perfect three-for-three in scoring chances in the redzone and rushing for 405 yards...vs. Rice (9/21): Started at right guard and helped pave the way for an offense that dominated time of possession 39:05 to 20:55, totaled 400 yards of offense, and scored a perfect 4-for-4 on touchdowns in the redzone. Was named to the PFF College Football Team of the Week for Week 4 for his perform in the win over Rice...at Temple (9/26): Started at right guard, contributing to an offense that racked up 489 total yards and scored four touchdowns in the red zone... at Tulsa (10/5): Started at right guard, contributing to an offense that totaled 481 total yards and was a perfect two for two in the red zone...vs. UAB (10/12) Started at right guard and blocked for an offense that totaled 515 total yards and was a perfect five-for five in the red zone...vs. ECU (10/19): Started at right guard in game where the offense rushed for 5.3 yards per carry and allowed zero sacks... vs. Air Force (11/2): Started at right guard and helped pave the way for Kanye Udoh's 158-yard rushing performance...at North Texas (11/9): Started at right tackle and aided an Army win that saw 41:37 of possession with two ten-plus minute drives.

Prior to West Point/Personal: Played at St. Charles North High in Campton Hills, Ill...Named All-State, All-Conference, and All-Area...Attended USMAPS during the 2022 season.

Career Statistics

Season	GP	GS
2024	9	9
Total	9	9

JORDYN "BOOBIE" LAW



Class: Senior
Ht: 6'4 | Wt: 290
High School: Pike / USMAPS
Hometown: Nashville, Tenn.

77

OFFENSIVE LINE

Career Accolades:

- Named a 2023 Phil Steele Preseason All-Independent second-teamer
- Was a first-team Phil Steele Preseason All-Independent selection in 2022
- Was a second-team Phil Steele Postseason All-Independent selection after the 2021 season

2024: Has appeared in all seven games.

2023: Appeared in five games and started in one...at ULM (9/2): Started at left tackle.

2022: Started seven out of eight games he played in...at Coastal Carolina (9/3): Did not start, but saw extended action on the line throughout the game...vs. UTSA (9/10): Did not play... vs. Colgate (10/15): Started at left tackle, paving the way for a rushing attack that totaled 467 rushing yards and six rushing TDs...vs. ULM (10/22): Started, blocked for an offense that totaled 482 yards of total offense (441 yards rushing)...vs. Air Force (11/5): Started at left tackle...at Troy (11/12): Started at left tackle and helped the offense log 357 yards of total offense...vs. UConn (11/19): Started at left tackle, helping the offense rush for 320 yards...at UMass (11/26): Started at left tackle and aided the offense in scoring 44 points.

2021: Started in all 12 games in which he played in...at Georgia State (9/4): Started on the offensive line in the season opener...vs. Western Kentucky (9/11): Started at tackle...vs. UConn (9/18): Started at tackle...vs. Miami (OH) (9/25): Started on the offensive line...at Ball State (10/2): Started on the offensive line...at Wisconsin (10/16): Started on the offensive line...vs. Wake Forest (10/23): Started on the offensive line...vs. Air Force (11/6): Started on the offensive line and recovered the game-winning fumble in the endzone in overtime...vs. Bucknell (11/13): Started at left tackle...vs. UMass (11/20): Started at left tackle...at Liberty (11/27): Started on the offensive line...at Navy (12/11): Started at left tackle.

2020: Appeared in seven games, including three starts, playing offensive guard and tackle...Part of the offensive line unit, which helped Army's ground game rank fourth in the nation in rushing yards per game (273.0).

Prior to West Point/Personal: Played at Pike High School for head coach Jimmy Graves...Four-year member of the varsity football team...Earned All-State, All-County and All-Conference accolades...Tabbed his team's most valuable player...In 31 games played, he only allowed two sacks and had a season in which he had 50 pancake blocks...Also was a sectional champion in the discus...Numerous members of his extended family have served in the military.

Career Statistics

Season	GP	GS
2020	7	3
2021	12	12
2022	8	7
2023	5	1
2024	5	0
Total	37	23

PROJECTED DEFENSIVE CONTRIBUTORS -- QUICK HITS

DEFENSIVE LINE

JACK LATORE



Class: Junior
Ht: 6'5 | Wt: 275
High School: Middletown South High
Hometown: Middletown, N.J.

92

DEFENSIVE LINE

2024: vs. Lehigh (8/30): Started on the DL, posting two tackles and 0.5 TFL... at FAU (9/7): Started on the DL and posted one tackle and a quarterback hurry...vs. Rice (9/21): Started on the defensive line and had a tackle...at Temple (9/26): Started on the DL, posting an assisted tackle...at Tulsa (10/5): Started on the DL, recording three tackles (two solo)...vs. UAB (10/12): Started on the DL...vs. ECU (10/19): Started on the DL... vs. Air Force (11/2): Started on the DL and posted two tackles and a QB hurry... at North Texas (11/9): Started on the DL.

2023: Played in all 12 games registering 22 tackles (11 solo), 2.5 sacks and 4.5 tackles for loss...vs. Delaware State (9/9): Made three tackles, including TFL, and had one fumble recovery...at Syracuse (9/23): Recorded one tackle... vs. Boston College (10/7): Logged his first career sack for a loss of 10 yards... vs. Troy (10/14): Posted three tackles including one for a loss of a yard...at LSU (10/21): Registered three tackles...vs. UMass (10/28): Made one solo tackle...at Air Force (11/4): Recovered a fumble and had two solo tackles...vs. Holy Cross (11/11): Had five tackles (three solo) and registered 1.5 sacks...vs. Coastal Carolina (11/18): Had one tackle for a seven-yard loss.

2022: Played in one game and logged a tackle.

Prior to West Point/Personal: At Middletown South High School, performed in the classroom as an AP Scholar and High Honor Roll student...On the field was an All-State, All-Conference, Division defensive player of the year, and Team MVP.

KYLE LEWIS



Class: Senior
Ht: 6'3 | Wt: 280
High School: Horizon / USMAPS
Hometown: Scottsdale, Ariz.

95

C

DEFENSIVE LINE

2024: Was voted one of four team captains...vs. Lehigh (8/30): Started on the DL and had one tackle...at FAU (9/7): Started on the DL and posted two solo tackles... vs. Rice (9/21): Started on the defensive line and had a tackle...at Temple (9/26): Started on the DL recording five total tackles, including one sack for a loss of five yards.... at Tulsa (10/5): Started on the DL and recorded a strip sack on the games opening drive...vs. UAB (10/12) Started on the DL and logged three tackles (one solo)... vs. ECU (10/19): Started on the DL, making three tackles (one solo)... vs. Air Force (11/2): Started on the DL and had a career-high six tackles (three solo) with a sack for a loss of six yards... at North Texas (11/9): Started on the DL, making two total tackles (one solo) with one sack.

2023: Played in all 12 games, starting in 11 totaling 25 tackles (14 solo), 2.5 tackles for loss and one sack...at ULM (9/2): Made the start on the defensive line... vs. Delaware State (9/9): Posted four tackles featuring one sack for -14 yards and forced a fumble...at UTSA (9/15): Logged three tackles and a QB hurry...at Syracuse (9/23): Made two tackles...vs. Boston College (10/7): Had two tackles...at LSU (10/21): Recorded a TFL for -1 yard...vs. UMass (10/28): Posted a tackle and a quarterback hurry...at Air Force (11/4): Made three tackles, all solos...vs. Holy Cross (11/11): Logged five tackles (two solo)...vs. Coastal Carolina (11/18): Registered three solo tackles...vs. Navy (12/9): Registered two tackles (one solo) with a tackle for loss for -2 yards.

2022: Played in four games, logging two tackles.

2021: Played in one game.

Prior to West Point/Personal: Played at Horizon High School in Arizona...Spent the 2020 season at USMAPS.

JACOB TUIOTI



Class: Junior
Ht: 6'1 | Wt: 276
Highschool: Long Beach Poly / USMAPS
Hometown: Long Beach, Calif.

62

DEFENSIVE LINE

2024: vs. Lehigh (8/30): Made his first collegiate start...at FAU (9/7): Recorded one tackle...at Temple (9/26): Registered a sack for a six yard loss...at Tulsa (10/5): Logged a tackle...vs. ECU (10/19): Made two total tackles...at North Texas (11/9): Made one tackle.

2023: Missed the entire season due to injury.

2022: Played in nine games, logging four tackles and 0.5 tackles for loss as a freshman.

Prior to West Point/Personal: Played at Long Beach Poly in California...Spent the 2021 season at USMAPS.

OUTSIDE LINEBACKERS

TREY SOFIA



Class: Senior
Ht: 6'6 | Wt: 240
High School: Lake Travis
Hometown: Austin, Texas

91

DEFENSIVE LINE

2024: at Tulsa (10/5): Recorded a career high six tackles (four solo)...vs. ECU (10/19): Registered a QB hurry... vs. Air Force (11/2): Logged two tackles with a TFL.

2023: Played in all 12 games, starting in one...Totaled 13 tackles, 1.5 sacks and blocked one kick...at ULM (9/2): Made the start, recording four tackles...vs. Delaware State (9/9): Recorded three tackles, including one sack for -5 yards and blocked a field goal attempt...at UTSA (9/15): Logged one tackle and one QB hurry...vs. Troy (10/14): Tallied two tackles, both of which were solo...at LSU (10/21): Made three tackles including a sack for -3 yards.

2022: Played in 11 games and recorded six tackles, 0.5 tackles for loss and 0.5 sacks...at Wake Forest (10/8): Had four tackles (one solo).

2021: Played in one game.

Prior to West Point/Personal: In his senior campaign at Lake Travis in Austin, Texas, recorded over 50 total tackles including a team-leading 11 for a loss with four and a half sacks and two forced fumbles.

CHANCE KEITH



Class: Senior
Ht: 5'11 | Wt: 200
High School: Biloxi
Hometown: Biloxi, Miss.

2

NICKELBACK

2024: vs. Lehigh (8/30): Started at OLB, his first career and had one tackle... at FAU (9/7): Started at OLB and logged a team-high seven tackles (four solo). .. vs. Rice (9/21): Did not play (injury)... at Temple (9/26): Started at OLB, and recorded a sack...at Tulsa (10/5): Started at OLB, and recorded three tackles (two solo). Also was credited with a pass breakup and quarterback hurry ... vs. UAB (10/12): Started at OLB and recorded two tackles... vs. ECU (10/19): Started at OLB, totalling three tackles (two solo)...vs. Air Force (11/2): Started at OLB and matched a career-high with seven tackles with a TFL...at North Texas (11/9): Started at OLB, making three tackles (one solo).

CODY WINOKUR



Class: Senior
Ht: 6'2 | Wt: 277
Highschool: Archbishop Spalding / USMAPS
Hometown: Severna Park, Md.

93

C

DEFENSIVE LINE

2024: Was voted as one of four team captains...vs. Rice (9/21): Had a quarterback hurry...at Temple (9/26): Registered one assisted tackle... at Tulsa (10/5): Started on the DL, recording three tackles (two solo).

2023: Returned to the Army football team after missing two full seasons to play in seven games...Logged a tackle and 0.5 TFLs playing a significant role in goal-line defensive packages.

2021-2022: Served on active duty as a Cannon Crew member with Charlie Battery 2-15 Field Artillery Regiment in Fort Drum, New York. Attained the rank of SGT. Earned an Expert Soldier Badge and attended Air Assault School.

2020: Saw the field in six games.

2019: Appeared in two games.

Prior to West Point/Personal: Attended Archbishop Spalding High School... Was a Maryland Big 33 selection...Garnered all-state, all-county and all-conference accolades...Spent a year at the United States Military Academy Preparatory School.

ELO MODOZIE



Class: Sophomore
Ht: 6'3 | Wt: 245
High School: Bartram Trail / USMAPS
Hometown: St. Augustine, Fla.

18

OUTSIDE LINEBACKER


2024: vs. Lehigh (8/30): Started at OLB, his first career start and logged four tackles and 0.5 TFL...at FAU (9/7): Started at OLB and recorded two tackles (one solo) with one pass break up and one pressure on the quarterback...vs. Rice (9/21): Blocked a 36-yard field goal try in the second quarter, scooped up and returned 25 yards by Casey Larkin. Also added two tackles... at Temple (9/26): Totaled three tackles (two solo), including one sack for a five yard loss... at Tulsa (10/5): Started at OLB... ..vs. UAB (10/12) Started at OLB and tied the most tackles in the game with six, including a career high two sacks... vs. ECU (10/19): Started at OLB and had one solo tackle... vs. Air Force (11/2): Started at OLB and had four tackles including 1.5 sacks for 12 yards lost to go along with two QB hurries... at North Texas (11/9): Started at OLB.

2023: Played in 11 games, totaling nine tackles, one sack and recovered a fumble for a touchdown...at ULM (9/2): Registered two tackles in career debut for Army...vs. Delaware State (9/9): Made one sack for -8 yards...vs. Troy (10/14): Registered three tackles, one of which was solo... at LSU (10/21): Posted two tackles...vs. UMass (10/28): Made one solo tackle...vs. Holy Cross (11/11): Recovered a fumble that came on a blocked punt and returned it 12 yards for a touchdown.

Prior to West Point/Personal: Played at Bartram Trail High School in St. Augustine, Fla. ...Was a Track and Football star receiving recognition as 2nd team all-area on the gridiron...Long Jump school record holder, two-time All-State long jumper...All-State triple jumper...In the classroom was an Honor Roll student...Attended USMAPS during the 2022 season.

INSIDE LINEBACKERS

KALIB FORTNER



Class: Junior

Ht: 6'1 | Wt: 220

High School: Central / USMAPS

Hometown: Knoxville, Tenn.

53

INSIDE LINEBACKER

Career Accolades:

-2023 Army-Navy Game MVP
-College Football Network All-Independent Honorable Mention (2023)

2024: vs. Lehigh (8/30): Started at ILB and had a team-high eight tackles (five solo)...at FAU (9/7): Started at ILB and recorded four tackles (two solo), and had 0.5 tackles for loss...vs. Rice (9/21): Started at ILB and totaled two tackles...at Temple (9/26): Started at ILB and totaled five tackles... at Tulsa (10/5): Started at ILB and led the team in solo tackles with six (eight total). ..vs. UAB (10/12) Started at ILB totaling five tackles (three solo)...vs. ECU (10/19): Started at ILB and totaled four solo tackles with a TFL... vs. Air Force (11/2): Started at ILB and recorded five tackles to go along with two TFLs and two QB hurries... at North Texas (11/9): Started at ILB and made 11 total tackles, including six solo tackles and two tackles for loss.

2023: Played in all 12 games starting in nine...Totaled 68 tackles (30 solo), (third most on the team), 3.5 tackles for loss, 2.5 sacks, and a forced fumble that he returned for a touchdown...Was a College Football Network All-Independent Honorable Mention...at ULM (9/2): Posted three tackles...vs. Delaware State (9/9): Played, but did not register any stats...at UTSA (9/15): Registered six tackles including a TFL for -2 yards...at Syracuse (9/23): Recorded five tackles, featuring one sack for -5 yards...vs. Boston College (10/7): Started and posted eight tackles...vs. Troy (10/14): Tallied a team-high 10 tackles, four of which were solo...vs. UMass (10/28): Made four tackles, two of which were solo...at Air Force (11/4): Had five tackles, one of which was solo...vs. Holy Cross (11/11): Made 10 tackles and had half a sack shared with Jack Latore, the second time in the season hitting the 10-tackle mark...vs. Coastal Carolina (11/18): Registered three tackles (2 solo)...vs. Navy (12/9): Made the play of the game stripping the Navy quarterback, scooping up the ball and returning it 44 yards to the house for a touchdown to give Army a 17-3 lead with just 4:49 to play...Led the way for the Army defense with 10 tackles (five solo)...Was selected as the Army-Navy Game MVP for his stellar performance.

Prior to West Point/Personal: At Central High School was an All-State selection three times and was a Mr. Football semifinalist in 2020... MVP of the 2018 state championship game...All-Region 2-5a defensive player of the year...Spent the 2021 season at USMAPS...Twin brother, Liam is a WR at Army.

BRETT GERENA



Class: Senior

Ht: 6'0 | Wt: 230

High School: Jesuit

Hometown: Valrico, Fla.

36

INSIDE LINEBACKER

2024: vs. Lehigh (8/30): Posted three tackles...at FAU (9/7): Recorded four tackles and one quarterback hurry...vs. Rice (9/21): Tallied a pair of tackles, a tackle for loss and had a quarterback hurry...at Temple (9/26): Recorded a team-leading seven solo tackles, tying for the most total tackles in the game, including one sack for a four yard loss...at Tulsa (10/5): Totalled five tackles (two solo)...vs. UAB (10/12) Recorded four total tackles including one sack for a six yard loss...vs. ECU (10/19): Totalled five tackles (two solo)...vs. Air Force (11/2): Registered three tackles including a sack for a loss of three yards...at North Texas (11/9): Had one tackle.

2023: Played in all 12 games recording 10 tackles (10 solo), 0.5 tackles for loss, a forced fumble and a blocked punt...at ULM (9/2): Made one tackle...vs. Delaware State (9/9): Recorded three tackles, including one TFL for -2 yards... at UTSA (9/15): Made one tackle...vs. Boston College (10/7): Had two tackles...vs. Troy (10/14): Registered a solo tackle...at LSU (10/21): Racked up five tackles (two solo)...vs. UMass (10/28): Recorded one solo tackle...at Air Force (11/4): Posted one tackle in addition to a forced fumble...vs. Coastal Carolina (11/18): Had a huge blocked punt that was recovered by Jabril Williams for a touchdown and made one solo tackle.

Prior to West Point/Personal: Totaled 147 total tackles & led the Tigers to a state semifinal appearance in his junior season...His father Joe, was the offensive coordinator at Jesuit (when he played there) and played quarterback at Army from 1998-2000.

ANDON THOMAS



Class: Junior

Ht: 6'0 | Wt: 222

High School: Liberty Hill

Hometown: Liberty Hill, Texas

51

INSIDE LINEBACKER

2024: vs. Lehigh (8/30): Started at ILB, totaling two tackles. Took the direct snap on a fourth-down trick play as punter James Wagenseller pretended the ball went over his head as Thomas raced down the left sideline for 35 yards and Army first down...at FAU (9/7): Started at ILB and tallied seven tackles which was tied for the team high (one solo), and had 0.5 tackles for loss...vs. Rice (9/21): Started at ILB, registering four tackles and an interception, the first of his career, coming right before halftime which led to another score for Army... at Temple (9/26): Started at ILB and totaled seven tackles which was tied for the team high (four solo)... at Tulsa (10/5): Started at ILB and led the team in tackles with 10 (four solo). Also record a pass breakup. ...vs. UAB (10/12) Started at ILB and had a game-high six tackles (two solo)... vs. Air Force (11/2): Started at ILB and posted a game-high ten tackles including a sack... at North Texas (11/9): Started at ILB, making seven total tackles (two solo) and breaking up a pass.

Prior to West Point/Personal: Starred at Liberty Hill High School where he finished top-10 in his class academically and was a member of the All A's Honor Roll...On the field was a standout player, garnering 2021 Austin-American Statesman Central Texas Defensive Player of the Year, 2021 High School Sports Awards Austin Area Defensive Player of the Year, 2021 District MVP, 2020 District MVP, 2020 First Team All-State, 2019 Austin-American Statesman Central Texas Newcomer of the Year and 2019 First Team All-District.

CORNERBACKS

DONAVON PLATT



Class: Sophomore
Ht: 5'11 | Wt: 204
High School: Lucy Ragsdale / USMAPS
Hometown: Jamestown, N.C.

28

CORNERBACK

2024: vs. Lehigh (8/30): Started at CB. Logged an interception in the redzone, which halted a 15-play drive from Lehigh. Also had two tackles...at FAU (9/7): Started at CB...vs. Rice (9/21): Started at CB and had two tackles...at Temple (9/26): Started at CB, logging two solo tackles...at Tulsa (10/5): Started at CB and logged a tackle...vs. UAB (10/12) Started at CB...vs. ECU (10/19): Started at CB... vs. Air Force (11/2): Started at CB and registered a tackle...at North Texas (11/9): Started at CB and recorded end zone interception in fourth quarter.

2023: Played in four games, logging six tackles and a tackle for loss...vs. Boston College (10/7): Made his season debut posting one tackle... vs. Troy (10/14): Made three tackles, featuring one TFL for a loss of a yard... at LSU (10/21): Recorded a tackle.

2022: Appeared in 11 games with three starts as a freshman, logging 19 tackles (11 solo), and had one pass defended...vs. UTSA (9/10): Made the start at defensive back in his second career game. Made seven tackles (5 solo)... vs. Georgia State (10/1): Posted two tackles (both solo)...at Wake Forest (10/8): Made his second start and had four tackles (one solo)...vs. Colgate (10/15): Made the start and recorded two tackles and a pass breakup...vs. ULM (10/22): Had a tackle...at UMass (11/26): Made one tackle.

Prior to West Point/Personal: Was a two-time Metro 4A All-Conference player at Lucy Ragsdale High School...Defensive MVP for the Metro 4A Conference...Offensively hauled in 71 catches for 934 yards, and 15 touchdowns... Had six interceptions on defense...Spent the 2021 season at USMAPS.

JAYDAN MAYES



Class: Sophomore
Ht: 5'10 | Wt: 183
High School: Fairfield / USMAPS
Hometown: Fairfield, Ohio

7

CORNERBACK

2024: vs. Lehigh (8/30): Recorded an interception right before half as Lehigh tried to push the ball into scoring territory. Also had two tackles...at FAU (9/7): Started at CB, his first career start and contributed three tackles (one solo), and had 1.5 tackles for loss. Returned two punts for a total of three yards...vs. Rice (9/21): Started at CB...at Temple (9/26): Started at CB, recording an interception and a tackle...at Tulsa (10/5): Started at CB and logged three tackles (two solos) ...vs. UAB (10/12) Started at CB and logged a tackle... vs. ECU (10/19): Started at CB and had a tackle... vs. Air Force (11/2): Started at CB and had his third interception of the season with two tackles...at North Texas (11/9): Started at CB and made two solo tackles.

2023: Did not see action.

2022: Played in nine games as a freshman...vs. Villanova (9/17): Recorded one tackle...vs. Colgate (10/15): Made one tackle...at UMass (11/26): Saw significant playing time, recorded his first career interception with a 19-yard return.

Prior to West Point/Personal: Played at Fairfield High School in Fairfield, Ohio...An All-Conference, All-City, and second-team all-State selection... Spent 2021 at USMAPS.

JUSTIN WEAVER



Class: Junior
Ht: 5'11 | Wt: 191
High School: Decatur
Hometown: Decatur, Ga.

5

CORNERBACK

2024: vs. Lehigh (8/30): Tallied three tackles...at FAU (9/7): Logged two tackles (one solo)...vs. Rice (9/21): Logged two tackles...at Temple (9/26): Collected a solo tackle, playing XX snaps...at Tulsa (10/5): Logged two solo tackles... vs. UAB (10/12) Logged three tackles...vs. ECU (10/19): Totaled two tackles (one solo), including a TFL, and also recorded an interception the first of his career...vs. Air Force (11/2): Tallied a career-high six tackles (five solo)...at North Texas (11/9): Made three tackles (two solo) and recorded interception late in game to seal win.

SAFETIES

MAX DIDOMENICO



Class: Senior
Ht: 6'0 | Wt: 215
High School: Samuel Clemens
Hometown: Schertz, Texas

6

C

SAFETY

Career Accolades:

- Named to College Football Network's All-Independent Second-Team (2023)

2024: Named one of four team captains...vs. Lehigh (8/30): Started at safety and totaled three tackles...at FAU (9/7): Started at safety and totaled six tackles (three solo), a tackle for loss and had an interception...vs. Rice (9/21): Started at safety and totaled four tackles and a massive pass breakup that led to a tipped ball interception by Andon Thomas before the half...at Temple (9/26): Started at safety and totaled two tackles...at Tulsa (10/5): Started at safety and recorded five tackles (four solo) ...vs. UAB (10/12) Started at safety and recorded one solo tackle...vs. ECU (10/19): Started at safety and totaled six tackles (five solo)... vs. Air Force (11/2): Started at safety and had his second interception of the season with a 71-yard return to ice the game to go along with two solo tackles...at North Texas (11/9): Made nine tackles (seven solo) and broke up two passes.

2023: Started in all 11 games that he played in, totaling 53 tackles (26 solo), one tackle for loss, two interceptions, three passes defended and one forced fumble...Named to College Football Network's All-Independent Second-Team...at ULM (9/2): Started at safety and recorded first career interception with an 11-yard return, also logged four tackles with a TFL... vs. Delaware State (9/9): Recorded two tackles... at UTSA (9/15): Made three tackles... vs. Boston College (10/7): Returned to the starting lineup after missing the Syracuse game and totaled nine tackles and 0.5 TFLs... vs. Troy (10/14): Registered a forced fumble for the Black Knights along with five tackles, three of which were solo... at LSU (10/21): Registered four tackles, two being solo... vs. UMass (10/28): Tallied seven tackles on the day (four solo)... at Air Force (11/4): Registered four tackles, two being solo... vs. Holy Cross (11/11): Made eight tackles (four solo)... vs. Coastal Carolina (11/18): Had one tackle...vs. Navy (12/9): Made one of the biggest plays of the season, intercepting a Navy pass on Army's 24-yard line and returning it 30 yards in the first quarter.

2022: Played in all 12 games, recording 40 tackles (19 solo) with a pass defended and a forced fumble...at Coastal Carolina (9/3): Saw game action...vs. UTSA (9/10): Made one tackle...vs. Villanova (9/17): Recorded two tackles...at Wake Forest (10/8): Logged a tackle...vs. Colgate (10/15): Made two tackles (one solo) to go along with a pass breakup...at Troy (11/12): Posted a season-best seven tackles (3 solo) with a tackle for loss...vs. UConn (11/19): Started for the second straight game and logged a career-high 12 tackles...at UMass (11/26): Led the team with six tackles.

2021: Played in eight games and had four tackles and a pass breakup.

Prior to West Point/Personal: Was the star quarterback at Samuel Clemens in Schertz, Texas...Voted District 26-5A Offensive MVP as a junior, combining for 2,809 yards of total offense, passing for 14 touchdowns and running for 19 touchdowns in leading his team to win their first league title since 2006 with a 10-2 record.

CASEY LARKIN



Class: Junior
Ht: 6'0 | Wt: 189
High School: Wall / USMAPS
Hometown: Brielle, N.J.

20

SAFETY

2024: vs. Lehigh (8/30): Started at safety and totaled two tackles...at FAU (9/7): Started at safety and had two tackles (one solo)...at FAU (9/7): Started at safety and had two tackles (one solo)...vs. Rice (9/21): Started at safety and racked up four tackles, also recovering a blocked field goal by Elo MODOZIE and returning it 25 yards...at Temple (9/26): Started at safety and logged one tackle...at Tulsa (10/5): Started at safety and totaled four tackles (three solo) ...vs. UAB (10/12) Started at safety and recorded first two career interceptions for a total of 22 yards, as well as two tackles...vs. ECU (10/19): Started at safety and recorded five total tackles (four solo). Also had one and a half tackles for loss... vs. Air Force (11/2): Started at safety and logged five tackles (four solo) to go along with a key fourth quarter interception...at North Texas (11/9): Made seven total tackles (five solo).

2023: Played in all 12 games with one start...Totalled 24 tackles (16 solo), one pass defended and 0.5 TFLs...vs. Delaware State (9/9): Made one tackle... Syracuse (9/23): Made his first collegiate start, recording five tackles...vs. Boston College (10/7): Logged three tackles (two solo)...vs. Troy (10/14): Tallied four tackles on the day, including one TFL for -1 yards...at LSU (10/21): Made six tackles, 4 being solo...vs. UMass (10/28): Tallied two solo tackles...vs. Holy Cross (11/11): Had three tackles...vs. Coastal Carolina (11/18): Had one tackle.

2022: Did not appear.

Prior to West Point/Personal: Was a two-time all-state selection at Wall High School...Won Offensive Player of the Year and was a two-time state champion... Spent the 2021 season at USMAPS.

SPECIALISTS

TREY GRONOTTE



Class: Senior
Ht: 6'0 | Wt: 196
High School: Covington Catholic
Hometown: Crestview Hills, Ky.

96

KICKER

2024: vs. Lehigh (8/30): Converted six-for-six on extra point attempts...at FAU (9/7): Converted three-for-three on extra point attempts. Made his first collegiate field goal, coming from 35 yards out...vs. Rice (9/21): Converted five-for-five on extra point attempts...at Temple (9/26): Kicked off five times for 319 yards, tallying three touchbacks. Went six-for-six on extra point attempts... at Tulsa (10/5): Kicked off eight times for 488 yards tallying three touchbacks. Went seven-for-seven on extra point attempts...vs. UAB (10/12) Kicked off six times for a total of 363 yards. Went four-for-four on extra point attempts and one-for-one in field goal attempts...vs. ECU (10/19): Kicked off eight times for a 61-yard average, while connecting on a 32-yard field goal in the second quarter and going 6-for-6 on extra point attempts... vs. Air Force (11/2): Kicked off five times for a 59-yard average while recording his first career multi-field goal effort knocking in kicks of 30 and 32 to go along with a two-for-two effort on extra point attempts...at North Texas (11/9): Was 2-for-2 on PATs and recorded two touchbacks on three kickoffs

2023: Did not see game action.

2022: Played in two games...vs. Villanova (9/17): Converted one-for-one on extra points and kicked off three times...vs. ULM (10/22): Converted one-for-one on extra points.

2021: Played in one game.

Prior to West Point/Personal: Played at Covington Catholic in Kentucky. Served as starting placekicker all four years...The team went 44-1 in his career with two 5A state championships...Named a First Team All-NKY player in both his junior and senior seasons.

JAMES WAGENSELLER



Class: Sophomore
Ht: 6'3 | Wt: 214
Highschool: Poway / USMAPS
Hometown: Poway, Calif.

46

PUNTER

2024: vs. Lehigh (8/30): Army did not punt...at FAU (9/7): Served as the punt specialist, punting the ball twice for 89 yards (44.5 avg.) while leaving one punt inside the 20 yard line...vs. Rice (9/21): Punted twice for 75 yards (37.5 avg.). Completed a pass for no gain on an attempted trick play on fourth down that did not result in a conversion...at Temple (9/26): Punted three times for 126 yards (42.0 avg)... at Tulsa (10/5): Punted twice for 74 yards (37.0 avg), both pinned inside the 20...vs. UAB (10/12) Punted twice for a total of 99 yards...vs. ECU (10/19): Punted three times for an average of 40 yards and a long of 51 yards... vs. Air Force (11/2): Punted three times with an average of 43.7 and a long of 48 yards...at North Texas (11/9): Had one punt for 44 yards.

2023: Did not see game action.

Prior to West Point/Personal: Went to Poway High in Poway, Calif...Averaged 44.0 yards per punt his senior year...Was named All-League kicker and punter in 2021...First-team kicker/punter in Palomar League...His Father, MAJ Ward Wagenseller is a retired US Army officer, and his brother, Robert Wagenseller is a 2LT in the US Army...Played volleyball and soccer as well...Attended USMAPS during the 2022 season.



2024-25 Army West Point Football
Game Results
All games

Team Results

	Date	Opponent		Score	Overall	Conf	Time	Attend
	08/30/2024	Lehigh	W	42-7	1-0	0-0	2:49	23760
*	09/07/2024	at Fla. Atlantic	W	24-7	2-0	1-0	3:23	21810
*	09/21/2024	Rice	W	37-14	3-0	2-0	3:04	26654
*	09/26/2024	at Temple	W	42-14	4-0	3-0	3:19	13255
*	10/05/2024	at Tulsa	W	49-7	5-0	4-0	2:53	24409
*	10/12/2024	UAB	W	44-10	6-0	5-0	3:06	29002
*	10/19/2024	East Carolina	W	45-28	7-0	6-0	3:25	29044
	11/02/2024	Air Force	W	20-3	8-0	6-0	2:53	30046
*	11/09/2024	at North Texas	W	14-3	9-0	7-0	3:06	28519



2024-25 Army West Point Football
Overall Team Statistics
All games

Team Statistics

	ARM	OPP
Scoring	317	93
Points per game	35.2	10.3
Points Off Turnovers	42	7
First Downs	196	150
Rushing	156	58
Passing	31	81
Penalty	9	11
Rushing Yardage	3014	743
Yards gained rushing	3103	908
Yards lost rushing	89	165
Rushing attempts	486	229
Average per rush	6.2	3.2
Average per game	334.9	82.6
TDs Rushing	35	3
Passing Yardage	765	1722
Comp-Att-Int	41-69-1	187-294-14
Average per pass	11.1	5.9
Average per catch	18.7	9.2
Average per game	85.0	191.3
TDs Passing	8	9
Total offense	3779	2465
Total plays	555	523
Average per play	6.8	4.7
Average per game	419.9	273.9
Kick returns: #-Yards	6-71	22-431
Punt returns: #-Yards	8-38	6-18
Int returns: #-Yards	14-103	1-23
Kick return average	11.8	19.6
Punt return average	4.8	3.0
Int return average	7.4	23.0
Fumbles-Lost	9-2	4-0
Penalties-Yards	38-361	40-336
Average per game	40.1	37.3
Punts-Yards	18-758	30-1245
Average per punt	42.1	41.5
Net punt average	41.3	38.9
Kickoffs-Yards	57-3498	22-1276
Average per kick	61.4	58.0
Net kick average	40.0	38.0
Time of possession / game	34:52	25:07
3rd-down conversion	54/101	43/111
3rd-down pct	53%	39%
4rd-down conversion	16/19	13/29



2024-25 Army West Point Football
Overall Team Statistics
All games

	ARM	OPP
4rd-down pct	84%	45%
Sacks by-Yards	20-112	3-20
Misc Yards	0	0
Touchdowns scored	43	12
Field goals - attempts	5-5	3-4
On-Side kicks	0-0	0-4
Red-zone scores	(35-38) 92%	(10-20) 50%
Red-zone touchdowns	(30-38) 79%	(8-20) 40%
PAT-attempts	(42-42) 100%	(8-8) 100%
2-point conversion-attempts	(0-1) 0%	(2-4) 50%
Attendance	138506	87993
Games / Avg per game	5/27701	4/21998
Neutral site games	-	0/0

Score by Periods

Team	1st	2nd	3rd	4th	OT	TOT
Army West Point	79	90	82	66	0	317
Opponents	20	10	20	43	0	93



2024-25 Army West Point Football
Team Game Highs
All games

Army West Point - Game Highs

RUSHES	64	at North Texas (11/09/2024)
YARDS RUSHING	417	at Temple (09/26/2024)
YARDS PER RUSH	8.0	at Tulsa (10/05/2024)
TD RUSHES	6	Lehigh (08/30/2024)
PASS ATTEMPTS	13	Rice (09/21/2024)
PASS COMPLETIONS	9	Rice (09/21/2024)
YARDS PASSING	160	at Tulsa (10/05/2024)
YARDS PER PASS	26.7	at Tulsa (10/05/2024)
TD PASSES	2	at Tulsa (10/05/2024)
	2	Rice (09/21/2024)
TOTAL PLAYS	69	Rice (09/21/2024)
TOTAL OFFENSE	515	UAB (10/12/2024)
YARDS PER PLAY	10.5	at Tulsa (10/05/2024)
POINTS	49	at Tulsa (10/05/2024)
SACKS BY	7	at Temple (09/26/2024)
FIRST DOWNS	28	UAB (10/12/2024)
PENALTIES	6	Air Force (11/02/2024)
	6	at Fla. Atlantic (09/07/2024)
PENALTY YARDS	65	Air Force (11/02/2024)
TURNOVERS	2	at North Texas (11/09/2024)
PUNTS	3	Air Force (11/02/2024)
	3	East Carolina (10/19/2024)
	3	at Temple (09/26/2024)
PUNTING AVG	49.5	UAB (10/12/2024)
LONG PUNT	51	East Carolina (10/19/2024)
PUNTS INSIDE 20	2	UAB (10/12/2024)
	2	at Tulsa (10/05/2024)
LONG PUNT RETURN	12	at Tulsa (10/05/2024)



**2024-25 Army West Point Football
Individual Game Highs
All games**

Army West Point - Individual Game Highs

RUSHES	36	Bryson Daily at North Texas (11/09/2024)
YARDS RUSHING	171	Bryson Daily vs East Carolina (10/19/2024)
TD RUSHES	5	Bryson Daily vs East Carolina (10/19/2024)
LONG RUSH	63	Kanye Udoh at Tulsa (10/05/2024)
PASS ATTEMPTS	10	Bryson Daily vs East Carolina (10/19/2024)
PASS COMPLETIONS	7	Bryson Daily vs East Carolina (10/19/2024)
YARDS PASSING	147	Bryson Daily vs East Carolina (10/19/2024)
TD PASSES	2	Bryson Daily at Tulsa (10/05/2024)
	2	Bryson Daily vs Rice (09/21/2024)
LONG PASS	58	Bryson Daily at Tulsa (10/05/2024)
RECEPTIONS	3	Casey Reynolds vs East Carolina (10/19/2024)
	3	Noah Short at Tulsa (10/05/2024)
YARDS RECEIVING	121	Noah Short at Tulsa (10/05/2024)
TD RECEPTIONS	2	Noah Short at Tulsa (10/05/2024)
LONG RECEPTION	58	Noah Short at Tulsa (10/05/2024)
PUNTS	3	James Wagenseller vs Air Force (11/02/2024)
	3	James Wagenseller vs East Carolina (10/19/2024)
	3	James Wagenseller at Temple (09/26/2024)
PUNTING AVG	49.5	James Wagenseller vs UAB (10/12/2024)
LONG PUNT	51	James Wagenseller vs East Carolina (10/19/2024)
PUNTS INSIDE 20	2	James Wagenseller vs UAB (10/12/2024)
	2	James Wagenseller at Tulsa (10/05/2024)
LONG PUNT RETURN	12	Lloyd Benson III at Tulsa (10/05/2024)
LONG KICKOFF RETURN	16	Lloyd Benson III vs Lehigh (08/30/2024)
TACKLES	11	Kalib Fortner at North Texas (11/09/2024)
	11	Andon Thomas at Tulsa (10/05/2024)
SACKS	2	Kody Harris-Miller vs Air Force (11/02/2024)
	2	Elo Modozie vs UAB (10/12/2024)
TACKLES FOR LOSS	2	Kalib Fortner at North Texas (11/09/2024)
	2	Kalib Fortner vs Air Force (11/02/2024)
	2	Kody Harris-Miller vs Air Force (11/02/2024)
	2	Elo Modozie vs UAB (10/12/2024)



2024-25 Army West Point Football Combined Team Statistics All games

Team Results

	Date	Opponent		Score	Att.
	08/30/2024	Lehigh	W	42-7	23760
*	09/07/2024	at Fla. Atlantic	W	24-7	21810
*	09/21/2024	Rice	W	37-14	26654
*	09/26/2024	at Temple	W	42-14	13255
*	10/05/2024	at Tulsa	W	49-7	24409
*	10/12/2024	UAB	W	44-10	29002
*	10/19/2024	East Carolina	W	45-28	29044
	11/02/2024	Air Force	W	20-3	30046
*	11/09/2024	at North Texas	W	14-3	28519

Rushing

Player	gp	att	gain	loss	net	avg	td	lg	avg/g
Bryson Daily	8	174	1090	28	1062	6.1	21	36	132.8
Kanye Udoh	9	128	865	9	856	6.7	9	63	95.1
Noah Short	9	41	448	9	439	10.7	2	61	48.8
Dewayne Coleman	6	38	152	16	136	3.6	1	15	22.7
Samari Howard	9	19	108	5	103	5.4	0	21	11.4
Hayden Reed	9	19	93	0	93	4.9	0	11	10.3
Jake Rendina	9	23	91	0	91	4.0	1	9	10.1
Tyrell Robinson	3	6	46	0	46	7.7	0	23	15.3
David Clerk	5	4	37	0	37	9.3	0	17	7.4
Matthew Rhodes	9	2	35	0	35	17.5	1	23	3.9
Andon Thomas	9	1	35	0	35	35.0	0	35	3.9
Carson Smith	6	7	31	1	30	4.3	0	12	5.0
Cale Hellums	3	7	32	4	28	4.0	0	10	9.3
Miles Stewart	9	3	25	0	25	8.3	0	18	2.8
AJ Williams	4	2	9	0	9	4.5	0	6	2.3
Lloyd Benson III	9	2	6	0	6	3.0	0	3	0.7
Team	9	10	0	17	-17	-1.7	0	0	-1.9
Total	9	486	3103	89	3014	6.2	35	63	334.9
Opponents	9	229	908	165	743	3.2	3	21	82.6

Passing

Player	gp	effc	comp-att-int	pct	yds	td	lg	avg/g
Bryson Daily	8	204.3	29-51-1	56.9	644	7	58	80.5
Dewayne Coleman	6	152.9	11-16-0	68.8	121	1	24	20.2
Matthew Rhodes	9	0.0	0-1-0	0.0	0	0	0	0.0
James Wagenseller	9	100.0	1-1-0	100.0	0	0	0	0.0
Total	9	187.9	41-69-1	59.4	765	8	58	85.0
Opponents	9	113.4	187-294-14	63.6	1722	9	54	191.3

Receiving

Player	gp	no.	yds	avg	td	lg	avg/g
Casey Reynolds	9	12	325	27.1	3	50	36.1
Noah Short	9	11	259	23.5	3	58	28.8
Cam Schurr	9	6	74	12.3	1	18	8.2
Miles Stewart	9	3	26	8.7	1	13	2.9
Hayden Reed	9	3	34	11.3	0	18	3.8
Tyrell Robinson	3	1	4	4.0	0	4	1.3
Will Montesi	9	1	20	20.0	0	20	2.2
David Clerk	5	1	4	4.0	0	4	0.8
Kanye Udoh	9	1	3	3.0	0	3	0.3
Samari Howard	9	1	7	7.0	0	7	0.8
Kavon Pointer	6	1	9	9.0	0	9	1.5
Total	9	41	765	18.7	8	58	85.0
Opponents	9	187	1722	9.2	9	54	191.3

Game Records

Record	Overall	Home	Away	Neutral
ALL GAMES	9-0	5-0	4-0	0-0
CONFERENCE	7-0	3-0	4-0	0-0
NON-CONFERENCE	2-0	2-0	0-0	0-0

Team Statistics

	ARM	OPP
First Downs	196	150
Rushing	156	58
Passing	31	81
Penalty	9	11
Rushing Yardage	3014	743
Rushing attempts	486	229
Average per rush	6.2	3.2
Average per game	334.9	82.6
TDs Rushing	35	3
Passing Yardage	765	1722
Comp-Att-Int	41-69-1	187-294-14
Average per pass	11.1	5.9
Average per catch	18.7	9.2
Average per game	85.0	191.3
TDs Passing	8	9
Total offense	3779	2465
Average per play	6.8	4.7
Average per game	419.9	273.9
Kick returns: #-Yards	6-71	22-431
Punt returns: #-Yards	8-38	6-18
Int returns: #-Yards	14-103	1-23
Fumbles-Lost	9-2	4-0
Penalties-Yards	38-361	40-336
Punts-Avg	18-42.1	30-41.5
Time of possession / game	34:52	25:07
3rd-down conversion	54/101	43/111
4rd-down conversion	16/19	13/29
PAT-attempts	(42-42) 100%	(8-8) 100%
2-point conversion-attempts	(0-1) 0%	(2-4) 50%

Interceptions

Player	no.	yds	avg	td	lg
Jaydan Mayes	3	3	1.0	0	3
Casey Larkin	3	22	7.3	0	13
Max DiDomenico	2	71	35.5	0	71
Donavon Platt	2	0	0.0	0	0
Justin Weaver	2	0	0.0	0	0
Andon Thomas	1	0	0.0	0	0
Baylor Newsom	1	7	7.0	0	7
Total	14	103	7.4	0	71
Opponents	1	23	23.0	0	23



2024-25 Army West Point Football Combined Team Statistics All games

Field Goals

Player	fg	pct.	01-19	20-29	30-39	40-49	50-99	lg	blk
Trey Gronotte	5-5	100.0	0-0	1-1	4-4	0-0	0-0	35	0
Opponents	3-4	75.0	0-0	0-0	2-3	0-0	1-1	51	1

Scoring

Player	td	fg	PAT						pts
			kick	rush	rcv	pass	dxp	saf	
Bryson Daily	21	-	-	-	-	-	-	-	126
Trey Gronotte	-	5-5	41-41	-	-	-	-	-	56
Kanye Udoh	9	-	-	-	-	-	-	-	54
Noah Short	5	-	-	-	-	-	-	-	30
Casey Reynolds	3	-	-	-	-	-	-	-	18
Matthew Rhodes	1	-	-	-	-	-	-	-	6
Cam Schurr	1	-	-	-	-	-	-	-	6
Miles Stewart	1	-	-	-	-	-	-	-	6
Dewayne Coleman	1	-	-	-	-	-	-	-	6
Jake Rendina	1	-	-	-	-	-	-	-	6
Dawson Jones	-	-	1-1	-	-	-	-	-	1
Total	43	5-5	42-42	0	0	0	0	1	317
Opponents	12	3-4	8-8	0	2	2	0	0	93

Score by Periods

Team	1st	2nd	3rd	4th	OT	TOT
Army West Point	79	90	82	66	0	317
Opponents	20	10	20	43	0	93

Punting

Player	no.	yds	avg	lg	tb	fc	i20	50+	blk
James Wagenseller	18	758	42.1	51	0	8	8	3	0
Total	18	758	42.1	51	0	8	8	3	0
Opponents	30	1245	41.5	58	2	6	9	3	0

Punt Returns

Player	no.	yds	avg	td	lg
Lloyd Benson III	4	29	7.3	0	12
Jaydan Mayes	3	8	2.7	0	5
Tyrell Robinson	1	1	1.0	0	1
Total	8	38	4.8	0	12
Opponents	6	18	3.0	0	12

Kick Returns

Player	no.	yds	avg	td	lg
Lloyd Benson III	3	40	13.3	0	16
Jaydan Mayes	1	13	13.0	0	13
Justin Weaver	1	8	8.0	0	8
Christian Yousefzadeh	1	10	10.0	0	10
Total	6	71	11.8	0	16
Opponents	22	431	19.6	0	28

All Purpose

Player	g	rush	rcv	pr	kr	ir	total	avg/g
Bryson Daily	8	1062	0	0	0	0	1062	132.8
Kanye Udoh	9	856	3	0	0	0	859	95.4
Noah Short	9	439	259	0	0	0	698	77.6
Casey Reynolds	9	0	325	0	0	0	325	36.1
Dewayne Coleman	6	136	0	0	0	0	136	22.7
Hayden Reed	9	93	34	0	0	0	127	14.1
Samari Howard	9	103	7	0	0	0	110	12.2
Jake Rendina	9	91	0	0	0	0	91	10.1
Lloyd Benson III	9	6	0	29	40	0	75	8.3
Cam Schurr	9	0	74	0	0	0	74	8.2
Max DiDomenico	9	0	0	0	0	71	71	7.9
Tyrell Robinson	3	46	4	1	0	0	51	17.0
Miles Stewart	9	25	26	0	0	0	51	5.7
David Clerk	5	37	4	0	0	0	41	8.2
Matthew Rhodes	9	35	0	0	0	0	35	3.9
Andon Thomas	9	35	0	0	0	0	35	3.9
Carson Smith	6	30	0	0	0	0	30	5.0
Cale Hellums	3	28	0	0	0	0	28	9.3
Jaydan Mayes	9	0	0	8	13	3	24	2.7
Casey Larkin	9	0	0	0	0	22	22	2.4
Will Montesi	9	0	20	0	0	0	20	2.2
Christian Yousefzadeh	8	0	0	0	10	0	10	1.3
AJ Williams	4	9	0	0	0	0	9	2.3
Kavon Pointer	6	0	9	0	0	0	9	1.5
Justin Weaver	9	0	0	0	8	0	8	0.9
Baylor Newsom	4	0	0	0	0	7	7	1.8
Total	9	3014	765	38	71	103	3991	443.4
Opponents	9	743	1722	18	431	23	2937	326.3

Total Offense

Player	g	plays	rush	pass	total	avg/g
Bryson Daily	8	225	1062	644	1706	213.3
Kanye Udoh	9	128	856	0	856	95.1
Noah Short	9	41	439	0	439	48.8
Dewayne Coleman	6	54	136	121	257	42.8
Samari Howard	9	19	103	0	103	11.4
Hayden Reed	9	19	93	0	93	10.3
Jake Rendina	9	23	91	0	91	10.1
Tyrell Robinson	3	6	46	0	46	15.3
David Clerk	5	4	37	0	37	7.4
Matthew Rhodes	9	3	35	0	35	3.9
Andon Thomas	9	1	35	0	35	3.9
Carson Smith	6	7	30	0	30	5.0
Cale Hellums	3	7	28	0	28	9.3
Miles Stewart	9	3	25	0	25	2.8
AJ Williams	4	2	9	0	9	2.3
Lloyd Benson III	9	2	6	0	6	0.7
Total	9	555	3014	765	3779	419.9
Opponents	9	523	743	1722	2465	273.9



**2024-25 Army West Point Football
Combined Team Statistics
All games**

Team Defense

##	Player	gp	Tackles				Sacks	Pass defense			Fumbles		blkd	
			ua	a	tot	tfl/yds	no-yds	int-yds	brup	qbh	fr-yds	ff	kick	saf
51	Andon Thomas	9	25	34	59	1-6	0.5-4	1-0	2	
53	Kalib Fortner	9	32	22	54	7.5-18	.	.	.	2	.	.	.	
6	Max DiDomenico	9	29	10	39	0.5-1	.	2-71	4	
36	Brett Gerena	9	19	15	34	4-14	3-13	.	.	2	.	.	.	
20	Casey Larkin	9	22	11	33	3.5-7	.	3-22	
2	Chance Keith	8	12	15	27	1.5-2	1-1	.	1	1	.	.	.	
95	Kyle Lewis	9	13	11	24	4-22	4-22	.	.	1	.	1	.	
5	Justin Weaver	9	18	6	24	1.5-2	.	2-0	
18	Elo Modozie	9	11	11	22	5-31	4.5-30	.	1	5	.	.	1	
52	Kody Harris-Miller	9	14	8	22	5-18	2-12	.	.	1	.	.	.	
40	Eric Ford	9	10	7	17	3-10	2-9	.	1	
7	Jaydan Mayes	9	9	6	15	1.5-5	.	3-3	2	
30	Collin Matteson	9	12	1	13	
29	Adam Cash	9	6	5	11	1-9	1-9	
97	Dre Miller	9	4	7	11	0.5-0	
92	Jack Latore	9	1	9	10	0.5-1	.	.	.	2	.	.	.	
91	Trey Sofia	9	6	3	9	1.5-7	1-6	.	.	2	.	.	.	
13	Jabril Williams	9	9	.	9	.	.	.	2	
28	Donavon Platt	9	6	2	8	.	.	2-0	
14	Gavin Shields	5	7	1	8	1-1	.	.	3	
62	Jacob Tuioti	8	4	2	6	1-6	1-6	
3	Stephen Nnadozie	8	5	1	6	
47	Noah Nixon	8	4	2	6	
10	Cole Searight	3	3	3	6	
39	Hamilton Baker	9	3	2	5	0.5-2	
25	Josiah Banks	8	3	2	5	1-3	.	.	.	1	.	.	.	
98	Deshontez Gray	8	4	1	5	2	.	.	.	
16	Damon Washington	8	3	.	3	
11	Tommy Zitiello	7	2	.	2	
17	Jaxon Hammond	9	1	1	2	.	.	.	1	
49	Christian Yousefzadeh	8	1	1	2	
55	Owen Walter	9	1	1	2	
90	Amir Ali	3	.	2	2	
85	David Crossan	9	.	1	1	
53	Bill Katsigiannis	9	.	1	1	
58	Tyler Rafferty	6	.	1	1	1	.	.	.	
87	Casey Reynolds	9	.	1	1	
32	Christopher Williams	8	1	.	1	
48	Carson Smith	6	.	1	1	
96	Dillon Stowers	3	1	.	1	
93	Cody Winokur	7	1	.	1	1	.	.	.	
15	Caleb Williams	2	.	1	1	
21	Baylor Newsom	4	1-7	
56	Nick Buchys	1	1	.	.	.	
	Totals	9	302	208	510	45-165	20-112	14-103	17	22	0-0	1	1	1
	Opponents	9	289	366	655	22-65	3-20	1-23	9	12	2-0	3	0	0



**2024-25 Army West Point Football
Games Played
All games**

##	Player	GP-GS	Lehigh	FAU	Rice	Temple	Tulsa	UAB	ECU	USFA	UNT
1	Zach Mundell	0/0
1	Anderson Britton	4/0	XXX	XXX	XXX	XXX
2	Chance Keith	8/8	START	START	...	START	START	START	START	START	START
2	Aden Self	0/0
3	Cale Hellums	3/0	XXX	XXX	XXX
3	Stephen Nnadozie	8/0	XXX	XXX	XXX	XXX	XXX	XXX	XXX	...	XXX
4	Liam Fortner	9/8	START	START	START	START	START	START	XXX	START	START
5	Jarel Dickson	0/0
5	Justin Weaver	9/0	XXX	XXX	XXX	XXX	XXX	XXX	XXX	XXX	XXX
6	Max DiDomenico	9/9	START	START	START	START	START	START	START	START	START
6	Kanye Udoh	9/9	START	START	START	START	START	START	START	START	START
7	Charlie Barnett	0/0
7	Jaydan Mayes	9/8	XXX	START	START	START	START	START	START	START	START
7	Briggs Bartosh	0/0
8	Hayden Reed	9/1	XXX	XXX	XXX	XXX	XXX	XXX	START	XXX	XXX
9	Rob Houston	0/0
9	Ethan Washington	1/0	XXX
10	Dwayne Coleman	6/1	XXX	...	XXX	XXX	XXX	XXX	...	START	...
10	Joseph Stephens	1/0	XXX
10	Cole Searight	3/0	XXX	XXX	XXX
11	Tommy Zitiello	7/0	XXX	XXX	XXX	XXX	XXX	XXX	XXX
11	Ben Gibbs	0/0
11	Sam Oppenheimer	0/0
13	Bryson Daily	8/8	START	START	START	START	START	START	START	...	START
13	Jabril Williams	9/0	XXX	XXX	XXX	XXX	XXX	XXX	XXX	XXX	XXX
14	Gavin Shields	5/0	XXX	XXX	XXX	XXX	XXX
14	Mitch Bolden	0/0
15	Noah Short	9/8	START	START	START	START	START	START	START	START	XXX
15	Caleb Williams	2/0	XXX	XXX
16	Damon Washington	8/1	START	...	XXX	XXX	XXX	XXX	XXX	XXX	XXX
16	Trey Tremba	1/0	XXX
17	Jaxon Hammond	9/0	XXX	XXX	XXX	XXX	XXX	XXX	XXX	XXX	XXX
17	Luke Knight	0/0
18	Elo Modozie	9/9	START	START	START	START	START	START	START	START	START
18	Chace Knox	1/0	XXX
19	Sabastian Shannon	6/0	...	XXX	XXX	XXX	...	XXX	XXX	XXX	...
19	CJ Martin	1/0	XXX
19	Nehemiah Vann	0/0
20	Casey Larkin	9/9	START	START	START	START	START	START	START	START	START
20	Tim Kloska	0/0
21	Tyrell Robinson	3/2	START	XXX	START
21	Baylor Newsom	4/0	XXX	XXX	XXX	XXX
22	Miles Stewart	9/8	START	START	START	START	START	START	XXX	START	START
22	Larry Pickett Jr.	0/0
23	Lloyd Benson III	9/0	XXX	XXX	XXX	XXX	XXX	XXX	XXX	XXX	XXX
23	Ish Taylor	0/0
25	Josiah Banks	8/1	XXX	XXX	START	XXX	...	XXX	XXX	XXX	XXX
25	Pookie Arterberry	0/0
25	Elijah Walton	0/0
26	David Clerk	5/0	XXX	...	XXX	XXX	XXX	XXX
26	Devan Moss	0/0
27	Samari Howard	9/0	XXX	XXX	XXX	XXX	XXX	XXX	XXX	XXX	XXX
28	Donavon Platt	9/9	START	START	START	START	START	START	START	START	START
28	Jayden Walker	0/0
29	Adam Cash	9/0	XXX	XXX	XXX	XXX	XXX	XXX	XXX	XXX	XXX
29	Carlos Griffin	0/0
29	Jack Kayser	0/0
30	Collin Matteson	9/0	XXX	XXX	XXX	XXX	XXX	XXX	XXX	XXX	XXX
30	Brennan Fisher	0/0
31	Caden Brungard	6/0	XXX	XXX	XXX	XXX	XXX	XXX



**2024-25 Army West Point Football
Games Played
All games**

##	Player	GP-GS	Lehigh	FAU	Rice	Temple	Tulsa	UAB	ECU	USAFA	UNT
31	Randall Nauden	0/0
32	Christopher Williams	8/0	XXX	XXX	XXX	XXX	XXX	XXX	XXX	XXX	...
33	Jake Rendina	9/0	XXX	XXX	XXX	XXX	XXX	XXX	XXX	XXX	XXX
34	Kurt Thompson	1/0	XXX
34	Caleb Moran	0/0
36	Brett Gerena	9/0	XXX	XXX	XXX	XXX	XXX	XXX	XXX	XXX	XXX
36	Daniel Ogordi	0/0
37	Cade Patton	4/0	XXX	...	XXX	XXX	...	XXX
38	Cooper Allan	0/0
38	Corey Singleton Jr.	0/0
38	Sam Zagame	0/0
39	Hamilton Baker	9/0	XXX	XXX	XXX	XXX	XXX	XXX	XXX	XXX	XXX
39	Isaiah Birl	2/0	XXX	XXX	...
39	Aj Barbat	1/0	XXX	...
40	Eric Ford	9/0	XXX	XXX	XXX	XXX	XXX	XXX	XXX	XXX	XXX
40	Bill Young	0/0
42	Aj Williams	4/0	XXX	XXX	XXX	XXX	...
42	Ryan Dunfee	0/0
43	Brady Mott	3/0	XXX	XXX	XXX
43	Jake Lindsey	1/0	XXX
43	Khaled Waliagha	0/0
44	Parker Poloskey	7/0	XXX	XXX	XXX	XXX	XXX	XXX	XXX
44	Luke Sutphen	0/0
45	Campbell Sager	1/0	XXX
45	Nollenn Tabaska	0/0
46	James Wagenseller	9/0	XXX	XXX	XXX	XXX	XXX	XXX	XXX	XXX	XXX
46	Seth Reece	0/0
47	Noah Nixon	8/0	XXX	XXX	XXX	XXX	XXX	XXX	...	XXX	XXX
47	Brady Anderson	0/0
48	Carson Smith	6/0	XXX	XXX	XXX	XXX	XXX	XXX	...
48	Dom Esposito	0/0
48	Cael Newton	0/0
49	Christian Yousefzadeh	8/0	XXX	...	XXX	XXX	XXX	XXX	XXX	XXX	XXX
49	Ty Brown-Stauffer	0/0
50	Braden Bartosh	9/0	XXX	XXX	XXX	XXX	XXX	XXX	XXX	XXX	XXX
50	Holden Sapp	0/0
51	Andon Thomas	9/9	START	START	START	START	START	START	START	START	START
51	Brady Small	9/9	START	START	START	START	START	START	START	START	START
52	Kody Harris-Miller	9/8	XXX	START	START	START	START	START	START	START	START
52	Joseph Johnson	0/0
53	Bill Katsigiannis	9/9	START	START	START	START	START	START	START	START	START
53	Kalib Fortner	9/9	START	START	START	START	START	START	START	START	START
54	Tanner Bivins	0/0
54	Matt Gemma	0/0
55	Owen Walter	9/0	XXX	XXX	XXX	XXX	XXX	XXX	XXX	XXX	XXX
55	Everett Champlin	0/0
56	Tyler Lee	0/0
56	Nick Buchys	1/0	XXX
57	Nick Moore	0/0
57	Tyler Rafferty	6/0	XXX	...	XXX	XXX	...	XXX	XXX	XXX	...
58	Henry Appleton	9/0	XXX	XXX	XXX	XXX	XXX	XXX	XXX	XXX	XXX
59	Will Jeffcoat	7/0	XXX	XXX	XXX	XXX	XXX	XXX	XXX
60	Connor Finucane	9/9	START	START	START	START	START	START	START	START	START
60	Sam Waters	0/0
62	Jacob Tuioti	8/1	START	XXX	XXX	XXX	...	XXX	XXX	XXX	XXX
62	Andrew Hardwick	0/0
63	Ben Chaney	0/0
63	Ben Britton	0/0
64	Brandon Wraalstad	0/0
65	Lucas Scott	9/9	START	START	START	START	START	START	START	START	START



**2024-25 Army West Point Football
Games Played
All games**

##	Player	GP-GS	Lehigh	FAU	Rice	Temple	Tulsa	UAB	ECU	USAFA	UNT
66	Drew Prieto	1/0	XXX
66	Chuck Johnson	0/0
67	Wes Shaw	0/0
67	Ryan Snipes	0/0
68	Josh Manecke	0/0
69	Tyler Klambara	0/0
70	David Hoyt	7/0	XXX	XXX	XXX	XXX	XXX	XXX	XXX
70	Braeden Helmkamp	0/0
71	Paolo Gennarelli	9/9	START	START	START	START	START	START	START	START	START
72	Lane Parks	4/0	XXX	...	XXX	...	XXX	XXX
73	Ned Brady	3/0	XXX	XXX	XXX
75	Kyle Kloska	3/0	XXX	...	XXX	XXX
77	Jordyn Law	7/0	XXX	XXX	XXX	XXX	XXX	XXX	XXX
77	Russ Woodward	0/0
78	Xavier Archawski	0/0
79	Jonah Zimmerman	0/0
80	Brian Dyer	3/0	XXX	...	XXX	XXX
81	Tobi Olawole	5/0	...	XXX	XXX	XXX	XXX	XXX
82	Neo Vosschulte	0/0
82	Sean Donovan	1/0	XXX
83	Matthew Gibbons	1/0	XXX
83	Teddy Williams	9/0	XXX	XXX	XXX	XXX	XXX	XXX	XXX	XXX	XXX
84	Cam Schurr	9/0	XXX	XXX	XXX	XXX	XXX	XXX	XXX	XXX	XXX
84	Jake Rizzo	0/0
84	Nolan Munroe	0/0
85	David Crossan	9/8	START	START	START	START	START	START	XXX	START	START
85	Aiden Jones	0/0
86	Will Montesi	9/0	XXX	XXX	XXX	XXX	XXX	XXX	XXX	XXX	XXX
86	Peyton Ledford	0/0
87	Casey Reynolds	9/1	XXX	XXX	XXX	XXX	XXX	XXX	START	XXX	XXX
87	Josh Horton	0/0
88	Donovan Poe	3/0	XXX	...	XXX	XXX
88	Liam McKenna	0/0
88	Mack O'Halloran	0/0
89	Kavon Pointer	6/0	XXX	XXX	XXX	XXX	XXX	XXX	...
90	Amir Ali	3/0	XXX	XXX	XXX
90	Bryson Hosea	0/0
90	James Rothstein	0/0
91	Trey Sofia	9/0	XXX	XXX	XXX	XXX	XXX	XXX	XXX	XXX	XXX
91	Max Stober	0/0
92	Jack Latore	9/9	START	START	START	START	START	START	START	START	START
92	Landon Laskey	0/0
93	Cody Winokur	7/0	XXX	XXX	XXX	XXX	XXX	XXX	XXX
93	Grayson Baker	0/0
94	Tex Brannan	1/0	XXX
94	Javon Smith	0/0
95	Kyle Lewis	9/9	START	START	START	START	START	START	START	START	START
95	Dawson Jones	2/0	XXX	XXX
95	Noah Prior	0/0
96	Trey Gronotte	9/0	XXX	XXX	XXX	XXX	XXX	XXX	XXX	XXX	XXX
96	Dillon Stowers	3/0	XXX	XXX	XXX
96	Ryan Vanscoy	0/0
97	Dre Miller	9/0	XXX	XXX	XXX	XXX	XXX	XXX	XXX	XXX	XXX
97	Jake Hulstein	0/0
98	Deshontez Gray	8/0	XXX	XXX	XXX	XXX	XXX	XXX	...	XXX	XXX
98	Matthew Faulk	0/0
99	Matthew Rhodes	9/0	XXX	XXX	XXX	XXX	XXX	XXX	XXX	XXX	XXX
99	Jack Bousum	0/0



**2024-25 Army West Point Football
Total Tackles Game-by-Game
All games**

Total Tackles

Player	S-A	Total	Lehigh	FAU	Rice	Temple	Tulsa	UAB	ECU	USAFA	UNT
Andon Thomas	25-34	59	0-2	1-6	3-3	4-3	4-7	2-4	4-1	4-6	3-2
Kalib Fortner	32-22	54	5-3	2-2	2-2	2-3	6-2	3-2	4-0	2-3	6-5
Max DiDomenico	29-10	39	3-1	3-3	3-1	1-1	4-1	1-0	5-1	2-0	7-2
Brett Gerena	19-15	34	2-2	0-4	1-1	5-2	2-2	3-1	2-3	3-0	1-0
Casey Larkin	22-11	33	2-0	1-1	1-3	0-1	4-1	1-1	4-1	4-1	5-2
Chance Keith	12-15	27	0-1	4-3	DNP	1-0	2-1	0-2	2-1	2-5	1-2
Justin Weaver	18-6	24	3-0	1-1	1-1	1-0	2-0	2-1	1-1	5-1	2-1
Kyle Lewis	13-11	24	1-0	2-0	1-0	2-3	1-0	1-2	1-2	3-3	1-1
Kody Harris-Miller	14-8	22	2-0	0-1	1-0	2-2	3-1	-	1-1	2-3	3-0
Elo Modozie	11-11	22	0-4	1-1	0-1	2-2	-	4-2	1-0	3-1	-
Eric Ford	10-7	17	4-1	0-1	-	1-0	1-2	1-2	1-1	2-0	-
Jaydan Mayes	9-6	15	2-0	1-2	-	1-0	2-1	0-1	1-0	0-2	2-0
Collin Matteson	12-1	13	1-0	2-0	1-0	0-1	4-0	1-0	3-0	-	-
Adam Cash	6-5	11	1-0	-	3-3	1-1	-	1-1	-	-	-
Dre Miller	4-7	11	0-1	1-1	0-1	0-1	1-0	1-1	1-1	0-1	-
Jack Latore	1-9	10	0-2	0-1	-	0-2	1-2	-	-	0-2	-
Jabril Williams	9-0	9	2-0	-	2-0	-	2-0	1-0	2-0	-	-
Trey Sofia	6-3	9	-	-	-	-	4-0	1-1	-	0-2	1-0
Gavin Shields	7-1	8	-	2-1	2-0	2-0	DNP	DNP	DNP	DNP	1-0
Donavon Platt	6-2	8	0-2	-	2-0	2-0	1-0	-	-	1-0	-
Stephen Nnadozie	5-1	6	-	-	-	-	3-0	2-1	-	DNP	-
Noah Nixon	4-2	6	-	-	1-0	-	1-0	1-2	DNP	-	1-0
Jacob Tuioti	4-2	6	-	0-1	-	1-0	DNP	-	2-0	1-0	0-1
Cole Searight	3-3	6	DNP	DNP	2-1	DNP	DNP	1-1	0-1	DNP	DNP
Deshontez Gray	4-1	5	1-0	-	-	1-0	2-0	0-1	DNP	-	-
Josiah Banks	3-2	5	0-1	-	1-0	-	DNP	0-1	2-0	-	-
Hamilton Baker	3-2	5	-	0-1	1-0	-	-	2-1	-	-	-
Damon Washington	3-0	3	2-0	DNP	1-0	-	-	-	-	-	-
Tommy Zitiello	2-0	2	-	-	2-0	-	-	DNP	DNP	-	-
Jaxon Hammond	1-1	2	-	-	0-1	-	-	-	-	1-0	-
Christian Yousefzadeh	1-1	2	-	DNP	-	-	1-0	0-1	-	-	-
Owen Walter	1-1	2	-	0-1	1-0	-	-	-	-	-	-
Amir Ali	0-2	2	DNP	DNP	0-2	DNP	DNP	-	-	DNP	DNP
Christopher Williams	1-0	1	-	-	-	-	-	-	-	1-0	DNP
Cody Winokur	1-0	1	-	-	-	1-0	-	-	-	DNP	DNP
Dillon Stowers	1-0	1	1-0	DNP	DNP	DNP	DNP	-	-	DNP	DNP
Caleb Williams	0-1	1	DNP	DNP	DNP	DNP	DNP	0-1	-	DNP	DNP
Carson Smith	0-1	1	DNP	DNP	-	-	-	0-1	-	-	DNP
Bill Katsigiannis	0-1	1	-	0-1	-	-	-	-	-	-	-
Tyler Rafferty	0-1	1	-	DNP	-	-	DNP	0-1	-	-	DNP
David Crossan	0-1	1	-	-	-	-	-	-	-	-	0-1
Casey Reynolds	0-1	1	-	-	-	-	-	-	-	-	0-1



2024-25 Army West Point Football
Sacks Game-by-Game
All games

Player	UA-A	Total	Lehigh	FAU	Rice	Temple	Tulsa	UAB	ECU	USAFA	UNT
Elo Modozie	4-1	4.5	-	-	-	1-5	-	2-13	-	1.5-12	-
Kyle Lewis	4-0	4	-	-	-	1-5	1-8	-	-	1-6	1-3
Brett Gerena	3-0	3	-	-	-	1-4	-	1-6	-	1-3	-
Eric Ford	2-0	2	-	-	-	1-7	-	1-2	-	-	-
Kody Harris-Miller	2-0	2	-	-	-	-	-	-	-	2-12	-
Chance Keith	1-0	1	-	-	DNP	1-1	-	-	-	-	-
Adam Cash	1-0	1	-	-	-	1-9	-	-	-	-	-
Jacob Tuioti	1-0	1	-	-	-	1-6	DNP	-	-	-	-
Trey Sofia	1-0	1	-	-	-	-	-	1-6	-	-	-
Andon Thomas	0-1	0.5	-	-	-	-	-	-	-	0.5-4	-



**2024-25 Army West Point Football
Returns Game-by-Game
All games**

Punt Returns

Player	No-Yds	Lehigh	FAU	Rice	Temple	Tulsa	UAB	ECU	USAFA	UNT
Lloyd Benson III	4-29	-	-	-	-	2-19	-	2-10	-	-
Jaydan Mayes	3-8	-	2-3	-	1-5	-	-	-	-	-
Tyrell Robinson	1-1	DNP	DNP	DNP	DNP	DNP	DNP	-	1-1	-

Kick Returns

Player	No-Yds	Lehigh	FAU	Rice	Temple	Tulsa	UAB	ECU	USAFA	UNT
Lloyd Benson III	3-40	2-30	-	-	-	-	-	-	1-10	-
Jaydan Mayes	1-13	-	-	1-13	-	-	-	-	-	-
Christian Yousefzadeh	1-10	-	DNP	-	-	-	-	-	-	1-10
Justin Weaver	1-8	-	-	-	-	-	-	1-8	-	-

Interceptions Returns

Player	No-Yds	Lehigh	FAU	Rice	Temple	Tulsa	UAB	ECU	USAFA	UNT
Casey Larkin	3-22	-	-	-	-	-	2-22	-	1-0	-
Jaydan Mayes	3-3	1-3	-	-	1-0	-	-	-	1-0	-
Max DiDomenico	2-71	-	1-0	-	-	-	-	-	1-71	-
Justin Weaver	2-0	-	-	-	-	-	-	1-0	-	1-0
Donavon Platt	2-0	1-0	-	-	-	-	-	-	-	1-0
Baylor Newsom	1-7	-	-	1-7	-	DNP	DNP	DNP	DNP	DNP
Andon Thomas	1-0	-	-	1-0	-	-	-	-	-	-

Fumble Returns

Player	No-Yds	Lehigh	FAU	Rice	Temple	Tulsa	UAB	ECU	USAFA	UNT
--------	--------	--------	-----	------	--------	-------	-----	-----	-------	-----



**2024-25 Army West Point Football
Rushing/Receiving Game-by-Game
All games**

Rushing

Player	No-Yds/TD	Lehigh	FAU	Rice	Temple	Tulsa	UAB	ECU	USAFA	UNT
Bryson Daily	174-1062/21	17-78/2	18-117/0	23-145/3	24-152/3	13-110/2	12-136/4	31-171/5	DNP	36-153/2
Kanye Udoh	128-856/9	15-75/2	14-70/1	8-24/0	14-128/1	6-137/2	17-97/1	19-102/0	22-158/2	13-65/0
Noah Short	41-439/2	8-83/1	11-160/0	1-23/0	5-78/1	3-11/0	4-42/0	2--1/0	1-2/0	6-41/0
Dewayne Coleman	38-136/1	1-6/0	DNP	6-24/0	4-17/0	7-21/1	4-26/0	DNP	16-42/0	DNP
Jake Rendina	23-91/1	5-23/1	-	6-19/0	6-27/0	4-17/0	1-3/0	1-2/0	-	-
Samari Howard	19-103/0	2-25/0	4-5/0	3-22/0	3-10/0	1-4/0	5-37/0	-	-	1-0/0
Hayden Reed	19-93/0	5-32/0	7-37/0	1-2/0	-	1-2/0	4-18/0	-	1-2/0	-
Carson Smith	7-30/0	DNP	DNP	2-2/0	-	1-3/0	4-25/0	-	-	DNP
Cale Hellums	7-28/0	DNP	DNP	DNP	1-5/0	2--3/0	4-26/0	DNP	DNP	DNP
Tyrell Robinson	6-46/0	DNP	DNP	DNP	DNP	DNP	DNP	1-23/0	2-5/0	3-18/0
David Clerk	4-37/0	2-18/0	DNP	-	-	2-19/0	-	DNP	DNP	DNP
Miles Stewart	3-25/0	-	-	2-18/0	-	-	-	-	-	1-7/0
Matthew Rhodes	2-35/1	-	1-23/1	-	-	-	-	-	-	1-12/0
AJ Williams	2-9/0	-	-	2-9/0	DNP	DNP	DNP	DNP	-	DNP
Lloyd Benson III	2-6/0	-	-	1-3/0	-	-	1-3/0	-	-	-
Andon Thomas	1-35/0	1-35/0	-	-	-	-	-	-	-	-

Receiving

Player	No-Yds/TD	Lehigh	FAU	Rice	Temple	Tulsa	UAB	ECU	USAFA	UNT
Casey Reynolds	12-325/3	1-22/0	1-44/1	2-31/1	1-27/0	-	2-84/1	3-85/0	1-24/0	1-8/0
Noah Short	11-259/3	1-6/0	-	2-47/1	1-27/0	3-121/2	-	2-41/0	1-10/0	1-7/0
Cam Schurr	6-74/1	2-22/0	-	1-11/0	1-18/1	-	1-18/0	-	1-5/0	-
Hayden Reed	3-34/0	-	-	2-18/0	-	1-16/0	-	-	-	-
Miles Stewart	3-26/1	-	-	-	-	-	-	2-21/1	1-5/0	-
Will Montesi	1-20/0	-	-	-	-	1-20/0	-	-	-	-
Kavon Pointer	1-9/0	DNP	DNP	1-9/0	-	-	-	-	-	DNP
Samari Howard	1-7/0	1-7/0	-	-	-	-	-	-	-	-
Tyrell Robinson	1-4/0	DNP	DNP	DNP	DNP	DNP	DNP	-	1-4/0	-
David Clerk	1-4/0	-	DNP	1-4/0	-	-	-	DNP	DNP	DNP
Kanye Udoh	1-3/0	-	-	-	-	1-3/0	-	-	-	-



2024-25 Army West Point Football
Tackles For Loss Game-by-Game
All games

Player	UA-A	Total	Lehigh	FAU	Rice	Temple	Tulsa	UAB	ECU	USAFA	UNT
Kalib Fortner	7-1	7.5	-	0.5-1	-	-	1.0-4	1.0-4	1.0-2	2.0-2	2.0-5
Kody Harris-Miller	5-0	5.0	1.0-2	-	-	-	1.0-1	-	-	2.0-12	1.0-3
Elo Modozie	4-2	5.0	0.5-1	-	-	1.0-5	-	2.0-13	-	1.5-12	-
Brett Gerena	4-0	4.0	-	-	1.0-1	1.0-4	-	1.0-6	-	1.0-3	-
Kyle Lewis	4-0	4.0	-	-	-	1.0-5	1.0-8	-	-	1.0-6	1.0-3
Casey Larkin	3-1	3.5	-	-	1.0-3	-	-	-	1.5-2	1.0-2	-
Eric Ford	3-0	3.0	1.0-1	-	-	1.0-7	-	1.0-2	-	-	-
Chance Keith	1-1	1.5	-	-	DNP	1.0-1	-	-	-	0.5-1	-
Justin Weaver	1-1	1.5	-	-	-	-	1.0-1	-	0.5-1	-	-
Jaydan Mayes	1-1	1.5	-	1.5-5	-	-	-	-	-	-	-
Trey Sofia	1-1	1.5	-	-	-	-	-	1.0-6	-	0.5-1	-
Gavin Shields	1-0	1.0	-	1.0-1	-	-	DNP	DNP	DNP	DNP	-
Josiah Banks	1-0	1.0	-	-	-	-	DNP	-	1.0-3	-	-
Adam Cash	1-0	1.0	-	-	-	1.0-9	-	-	-	-	-
Jacob Tuioti	1-0	1.0	-	-	-	1.0-6	DNP	-	-	-	-
Andon Thomas	0-2	1.0	-	0.5-2	-	-	-	-	-	0.5-4	-
Max DiDomenico	0-1	0.5	-	0.5-1	-	-	-	-	-	-	-
Hamilton Baker	0-1	0.5	-	0.5-2	-	-	-	-	-	-	-
Jack Latore	0-1	0.5	0.5-1	-	-	-	-	-	-	-	-
Dre Miller	0-1	0.5	-	0.5-0	-	-	-	-	-	-	-



2024-25 Army West Point Football
Red-Zone Results
All games

Army West Point Inside Opponent Red-Zone

Date	Opponent	Score	Times In RZ	Times Scored	Total		Rush	Pass	FGs	Failed to score inside RZ						
					Pts	TDs	TDs	TDs	Made	FGA	Down	Int	Fumb	Half	Game	
08/30/2024	Lehigh	W 42-7	6	6	42	6	6	0	0	0	0	0	0	0	0	0
09/07/2024	at Fla. Atlantic	W 24-7	3	3	17	2	2	0	1	1	0	0	0	0	0	0
09/21/2024	Rice	W 37-14	4	4	28	4	3	1	0	0	0	0	0	0	0	0
09/26/2024	at Temple	W 42-14	5	4	28	4	3	1	0	0	0	0	0	0	0	1
10/05/2024	at Tulsa	W 49-7	2	2	14	2	2	0	0	0	0	0	0	0	0	0
10/12/2024	UAB	W 44-10	5	5	30	4	4	0	1	1	0	0	0	0	0	0
10/19/2024	East Carolina	W 45-28	7	6	38	5	4	1	1	1	0	0	0	0	0	1
11/02/2024	Air Force	W 20-3	3	3	13	1	1	0	2	2	0	0	0	0	0	0
11/09/2024	at North Texas	W 14-3	3	2	14	2	2	0	0	0	0	0	0	0	1	0
Totals 35 of 38 (92.1%)			38	35	224	30	27	3	5	5	0	0	0	0	1	2

Opponents Inside Army West Point Red-Zone

Date	Opponent	Score	Times In RZ	Times Scored	Total		Rush	Pass	FGs	Failed to score inside RZ						
					Pts	TDs	TDs	TDs	Made	FGA	Down	Int	Fumb	Half	Game	
08/30/2024	Lehigh	W 42-7	2	1	7	1	1	0	0	0	0	1	0	0	0	0
09/07/2024	Fla. Atlantic	W 24-7	2	1	7	1	0	1	0	0	1	0	0	0	0	0
09/21/2024	Rice	W 37-14	4	1	7	1	0	1	0	1	1	0	0	0	0	0
09/26/2024	Temple	W 42-14	0	0	0	0	0	0	0	0	0	0	0	0	0	0
10/05/2024	Tulsa	W 49-7	1	1	7	1	1	0	0	0	0	0	0	0	0	0
10/12/2024	UAB	W 44-10	3	1	7	1	0	1	0	0	1	1	0	0	0	0
10/19/2024	East Carolina	W 45-28	3	3	21	3	1	2	0	0	0	0	0	0	0	0
11/02/2024	Air Force	W 20-3	1	1	3	0	0	0	1	1	0	0	0	0	0	0
11/09/2024	North Texas	W 14-3	4	1	3	0	0	0	1	1	1	2	0	0	0	0
Totals 10 of 20 (50.0%)			20	10	62	8	3	5	2	3	4	4	0	0	0	0



2024-25 Army West Point Football
Fumbles Game-by-Game
All games

Fumbles

Player	No-Lost	Lehigh	FAU	Rice	Temple	Tulsa	UAB	ECU	USAFA	UNT
Bryson Daily	3-0	1-0	-	-	1-0	1-0	-	-	DNP	-
Kanye Udoh	2-2	-	1-1	-	-	-	-	-	-	1-1
Jaydan Mayes	2-0	-	1-0	-	1-0	-	-	-	-	-
Dewayne Coleman	1-0	-	DNP	-	-	-	-	DNP	1-0	DNP
Lloyd Benson III	1-0	-	-	-	-	1-0	-	-	-	-

Fumbles Forced

Player	Number	Lehigh	FAU	Rice	Temple	Tulsa	UAB	ECU	USAFA	UNT
Kyle Lewis	1	-	-	-	-	1	-	-	-	-

Fumbles Recovered

Player	Number	Lehigh	FAU	Rice	Temple	Tulsa	UAB	ECU	USAFA	UNT
--------	--------	--------	-----	------	--------	-------	-----	-----	-------	-----



2024-25 Army West Point Football
 Passing Game-by-Game
 All games

#10 Dewayne Coleman	Comp	Att	Int	Pct	Yards	TD	Long	Sacked	Effic.
Lehigh	2	2	0	100.0	22	0	17	0-0	192.4
Rice	2	3	0	66.7	13	0	9	0-0	103.1
Temple	1	1	0	100.0	18	1	18	0-0	581.2
Tulsa	1	1	0	100.0	20	0	20	1-2	268.0
UAB	0	1	0	0.0	0	0	0	0-0	0.0
Air Force	5	8	0	62.5	48	0	24	1-8	112.9
Totals	11	16	0	68.8	121	1	24	2-10	152.9

#13 Bryson Daily	Comp	Att	Int	Pct	Yards	TD	Long	Sacked	Effic.
Lehigh	3	6	0	50.0	35	0	22	0-0	99.0
Fla. Atlantic	1	4	0	25.0	44	1	44	0-0	199.9
Rice	6	9	0	66.7	107	2	41	0-0	239.9
Temple	2	6	0	33.3	54	0	27	0-0	108.9
Tulsa	5	5	0	100.0	140	2	58	0-0	467.2
UAB	3	7	0	42.9	102	1	50	0-0	212.4
East Carolina	7	10	0	70.0	147	1	41	0-0	226.5
North Texas	2	4	1	50.0	15	0	8	1-10	31.5
Totals	29	51	1	56.9	644	7	58	1-10	204.3

#46 James Wagenseller	Comp	Att	Int	Pct	Yards	TD	Long	Sacked	Effic.
Rice	1	1	0	100.0	0	0	0	0-0	100.0
Totals	1	1	0	100.0	0	0	0	0-0	100.0

#99 Matthew Rhodes	Comp	Att	Int	Pct	Yards	TD	Long	Sacked	Effic.
Air Force	0	1	0	0.0	0	0	0	0-0	0.0
Totals	0	1	0	0.0	0	0	0	0-0	0.0



2024-25 AAC Football
Standings
All games

Page 1/1
as of Nov 17, 2024

Team	Overall	Pct.	Conference	Pct.	PF	PA	Home	Away	Neut.	Streak
Army West Point	9-0	1.000	7-0	1.000	317	93	5-0	4-0	0-0	W 9
Tulane	9-2	.818	7-0	1.000	445	187	4-1	5-1	0-0	W 8
Memphis	9-2	.818	5-2	.714	388	249	7-0	1-2	1-0	W 2
Navy	7-3	.700	5-2	.714	321	235	4-1	3-1	0-1	L 1
East Carolina	6-4	.600	4-2	.667	330	272	4-1	2-3	0-0	W 3
South Fla.	5-5	.500	3-3	.500	286	283	2-2	3-2	0-1	W 1
UTSA	5-5	.500	3-3	.500	312	320	5-0	0-5	0-0	W 2
North Texas	5-5	.500	2-4	.333	356	357	3-2	2-3	0-0	L 4
Charlotte	3-7	.300	2-4	.333	216	367	2-3	1-4	0-0	L 4
Temple	3-7	.300	2-4	.333	191	350	3-2	0-5	0-0	W 1
Rice	3-7	.300	2-4	.333	217	237	3-2	0-5	0-0	L 1
Tulsa	3-7	.300	1-5	.167	254	384	2-3	1-4	0-0	L 2
UAB	2-8	.200	1-5	.167	247	368	2-3	0-5	0-0	L 2
Fla. Atlantic	2-8	.200	0-6	.000	221	308	2-3	0-5	0-0	L 5



**2024-25 AAC Football
Individual Statistics
All games**

RUSHING (Minimum Games Played Pct. 75%, 10 Rushing Attempts/Game)

#	Player	G	Att.	Yds	Avg.	TD	Lg	Avg/g
1	Daily, Bryson - ARM	8	174	1062	6.10	21	36	132.75
2	Hughes, Makhi - Tulane	11	234	1291	5.52	15	51	117.36
3	Anderson Jr., Mario - Mem	11	195	1115	5.72	16	53	101.36
4	Udoh, Kanye - ARM	9	128	856	6.69	9	63	95.11
5	Horvath, Blake - Navy	10	133	895	6.73	13	90	89.50
6	Harris, Rahjai - ECU	10	146	730	5.00	7	63	73.00
7	Connors, Dean - Rice	10	126	678	5.38	8	71	67.80
8	Beebe Jr., Lee - UAB	10	131	641	4.89	4	61	64.10
9	Campbell Jr., CJ - FAU	10	129	594	4.60	10	38	59.40
10	Mobley, Zuberi - FAU	8	83	441	5.31	4	72	55.13

PASSING AVG/GAME (Minimum Games Played Pct. 75%)

#	Player	G	Comp-att-int	Yds	TD	Avg/g
1	Morris, Chandler - UNT	10	269-424-12	3328	27	332.80
2	McCown, Owen - UTSA	10	234-382-5	2743	22	274.30
3	Henigan, Seth - Mem	11	269-422-6	2990	21	271.82
4	Warner, E.J. - Rice	9	217-348-10	2058	13	228.67
5	Mensah, Darian - Tulane	11	151-229-4	2197	18	199.73
6	Fancher, Cam - FAU	9	126-212-6	1528	6	169.78
7	Francis, Kirk - Tulsa	9	125-213-5	1249	7	138.78
8	Archie, Bryce - USF	9	108-189-7	1147	6	127.44
9	Horvath, Blake - Navy	10	69-118-4	1154	11	115.40
10	Legas, Cooper - Tulsa	9	68-118-2	968	11	107.56

PASS EFFICIENCY (Minimum Games Played Pct. 75%, 15 Total Passes/Game)

#	Player	G	Comp-att-int	Yds	TD	Eff.
1	Mensah, Darian - Tulane	11	151-229-4	2197	18	168.97
2	Morris, Chandler - UNT	10	269-424-12	3328	27	144.73
3	McCown, Owen - UTSA	10	234-382-5	2743	22	137.96
4	Henigan, Seth - Mem	11	269-422-6	2990	21	136.84
5	Fancher, Cam - FAU	9	126-212-6	1528	6	123.66
6	Warner, E.J. - Rice	9	217-348-10	2058	13	118.61
7	Francis, Kirk - Tulsa	9	125-213-5	1249	7	114.09
8	Archie, Bryce - USF	9	108-189-7	1147	6	111.19

RECEPTIONS/GAME (Minimum Games Played Pct. 75%)

#	Player	G	No.	Yds	TD	Lg	Yds/g	Rec/g
1	Wright, Dante - Temple	8	56	664	4	91	83.00	7.00
2	Sheffield, DT - UNT	10	58	734	10	75	73.40	5.80
3	Benjamin, Kamdyn - Tulsa	10	58	694	5	74	69.40	5.80
4	Thomas, Amare - UAB	10	56	610	8	73	61.00	5.60
5	Connors, Dean - Rice	10	55	351	1	69	35.10	5.50
6	Sykes, Matt - Rice	10	55	645	5	34	64.50	5.50
7	Atkins, Sean - USF	10	54	499	1	35	49.90	5.40
8	Shanks, Kam - UAB	10	51	581	5	67	58.10	5.10
9	Taylor, Roc - Mem	11	54	738	2	45	67.09	4.91
10	Wright Jr., Winston - ECU	10	45	492	7	65	49.20	4.50

TOTAL OFFENSE (Minimum Games Played Pct. 75%)

#	Player	G	Rush	Pass	Plays	Total	Yds/g
1	Morris, Chandler - UNT	10	186	3328	473	3514	351.40
2	McCown, Owen - UTSA	10	178	2743	452	2921	292.10
3	Henigan, Seth - Mem	11	119	2990	483	3109	282.64
4	Warner, E.J. - Rice	9	3	2058	369	2061	229.00
5	Daily, Bryson - ARM	8	1062	644	225	1706	213.25
6	Fancher, Cam - FAU	9	365	1528	311	1893	210.33
7	Mensah, Darian - Tulane	11	83	2197	274	2280	207.27
8	Horvath, Blake - Navy	10	895	1154	251	2049	204.90
9	Francis, Kirk - Tulsa	9	-13	1249	243	1236	137.33
10	Archie, Bryce - USF	9	70	1147	229	1217	135.22

SCORING (Minimum Games Played Pct. 75%)

#	Player	G	TD	FG	XPT	2XP	Pts	Pts/g
1	Daily, Bryson - ARM	8	21	0	0	0	126	15.75
2	Anderson Jr., Mario - Mem	11	18	0	0	0	108	9.82
3	Hughes, Makhi - Tulane	11	17	0	0	0	102	9.27
4	Delange, Jonah - UAB	10	0	19	24	0	81	8.10
5	Horvath, Blake - Navy	10	13	0	0	2	78	7.80
6	Nguma, Kali - UNT	10	0	10	44	0	74	7.40
7	Campbell Jr., CJ - FAU	10	12	0	0	0	72	7.20
8	Joiner, Kelley - USF	10	11	0	0	0	66	6.60
9	Sheffield, DT - UNT	10	11	0	0	0	66	6.60
10	Cannon, John - USF	9	0	9	30	0	57	6.33

SCORING (TDs) (Minimum Games Played Pct. 75%, 1 Touchdowns)

#	Player	G	Run	Rec	Ret	Pts	Avg/g
1	Daily, Bryson - ARM	8	21	0	0	126	15.75
2	Anderson Jr., Mario - Mem	11	16	2	0	108	9.82
3	Hughes, Makhi - Tulane	11	15	2	0	102	9.27
4	Horvath, Blake - Navy	10	13	0	0	78	7.80
5	Campbell Jr., CJ - FAU	10	10	2	0	72	7.20
6	Joiner, Kelley - USF	10	9	2	0	66	6.60
7	Sheffield, DT - UNT	10	1	10	0	66	6.60
8	Udoh, Kanye - ARM	9	9	0	0	54	6.00
9	Connors, Dean - Rice	10	8	1	0	56	5.60
10	Tezca, Alex - Navy	10	7	2	0	54	5.40

SCORING (KICK) (Minimum Games Played Pct. 75%)

#	Player	G	PAT	FG	Pts	Avg/g
1	Delange, Jonah - UAB	10	24-24	19-20	81	8.10
2	Nguma, Kali - UNT	10	44-44	10-12	74	7.40
3	Cannon, John - USF	9	30-31	9-12	57	6.33
4	Gronotte, Trey - ARM	9	41-41	5-5	56	6.22
5	Sandell, Tate - UTSA	10	22-23	13-16	61	6.10
6	Morgan, Seth - Tulsa	10	29-30	10-13	59	5.90
7	Kirkwood, Nathan - Navy	9	39-42	4-6	51	5.67
8	Costa, Caden - Mem	9	26-28	8-13	50	5.56
9	Trujillo, Maddux - Temple	10	16-16	13-18	55	5.50
10	Suarez, Morgan - FAU	10	27-27	6-9	45	4.50



**2024-25 AAC Football
Individual Statistics
All games**

RECEIVE YDS/GAME (Minimum Games Played Pct. 75%)

#	Player	G	No.	Yds	TD	Long	Avg/c	Yds/g
1	Wright, Dante - Temple	8	56	664	4	91	11.86	83.00
2	Sowell, Chase - ECU	9	34	678	3	56	19.94	75.33
3	Sheffield, DT - UNT	10	58	734	10	75	12.66	73.40
4	Benjamin, Kamdyn - Tulsa	10	58	694	5	74	11.97	69.40
5	Taylor, Roc - Mem	11	54	738	2	45	13.67	67.09
6	Sykes, Matt - Rice	10	55	645	5	34	11.73	64.50
7	Williams, Mario - Tulane	11	41	701	3	68	17.10	63.73
8	Smith, Anthony - ECU	10	31	616	5	64	19.87	61.60
9	Thomas, Amare - UAB	10	56	610	8	73	10.89	61.00
10	McCoy, Willie - UTSA	8	24	484	3	66	20.17	60.50

PUNT RETURN AVG (Minimum Games Played Pct. 75%)

#	Player	G	No.	Yds	TD	Long	Avg.
1	Keith, Ta'Ron - USF	10	1	26	0	26	26.00
2	Shanks, Kam - UAB	10	14	312	2	58	22.29
3	Sheffield, DT - UNT	10	12	157	0	27	13.08

KICK RETURN AVG (Minimum Games Played Pct. 75%)

#	Player	G	No.	Yds	TD	Long	Avg.
1	Pleasant, Rayshawn - Tulane	11	6	268	2	100	44.67
2	Hawkins, Jamari - Mem	11	1	31	0	31	31.00
3	Jackson, Quinton - Rice	10	14	402	1	100	28.71

ALL PURPOSE (Minimum Games Played Pct. 75%)

#	Player	G	Rush	Rcv	PR	KR	Yds	Avg/g
1	Anderson Jr., Mario - Mem	11	1115	294	0	14	1423	129.36
2	Hughes, Makhi - Tulane	11	1291	128	0	0	1419	129.00
3	Wright Jr., Winston - ECU	10	89	492	18	569	1168	116.80
4	Sheffield, DT - UNT	10	86	734	157	127	1104	110.40
5	Daily, Bryson - ARM	8	1062	0	0	0	1062	132.75
6	Connors, Dean - Rice	10	678	351	0	0	1029	102.90
7	Shanks, Kam - UAB	10	51	581	312	15	959	95.90
8	Heidenreich, Eli - Navy	10	320	556	54	0	930	93.00
9	Campbell Jr., CJ - FAU	10	594	323	0	0	917	91.70
10	Worthy, Terrez - Temple	10	395	46	0	471	912	91.20

PUNTING (Minimum Games Played Pct. 75%, 3.6 Punts/Game)

#	Player	G	No.	Yds	Lg	120	50+	TB	Avg.
1	Riethman, Riley - Navy	10	45	2079	68	17	13	4	46.20
2	Lupo, Logan - FAU	10	42	1890	58	12	13	4	45.00
3	Stokes, Andrew - USF	10	50	2245	61	21	12	4	44.90
4	Sloan, Joshua - Mem	11	42	1835	59	17	5	2	43.69
5	Davies, Angus - Tulsa	10	58	2487	59	14	13	3	42.88
6	O'Shaughnessy, Michael - CLT	10	44	1855	73	12	12	3	42.16
7	Bacchetta, Alex - Rice	10	44	1803	57	9	9	2	40.98
8	Larsen, Luke - ECU	10	43	1744	51	11	2	2	40.56
9	Atton, Dante - Temple	10	58	2322	58	18	8	1	40.03
10	Hogan, Caile - UTSA	10	47	1865	63	15	4	1	39.68

FIELD GOALS (Minimum Games Played Pct. 75%)

#	Player	G	Made	Att.	Long	Pct.	Avg.
1	Delange, Jonah - UAB	10	19	20	52	95.00	1.90
2	Trujillo, Maddux - Temple	10	13	18	64	72.22	1.30
3	Sandell, Tate - UTSA	10	13	16	54	81.25	1.30
4	Morgan, Seth - Tulsa	10	10	13	47	76.92	1.00
5	Cannon, John - USF	9	9	12	53	75.00	1.00
6	Nguma, Kali - UNT	10	10	12	46	83.33	1.00
7	Costa, Caden - Mem	9	8	13	47	61.54	0.89
8	Rusnak, Stephen - CLT	10	7	7	54	100.00	0.70
9	Horn, Tim - Rice	8	5	7	47	71.43	0.63

FIELD GOAL PCT (Minimum Games Played Pct. 75%)

#	Player	G	Made	Att.	Long	Pct.
1	Rusnak, Stephen - CLT	10	7	7	54	100.00
2	Gronotte, Trey - ARM	9	5	5	35	100.00
3	Delange, Jonah - UAB	10	19	20	52	95.00
4	Nguma, Kali - UNT	10	10	12	46	83.33
5	Sandell, Tate - UTSA	10	13	16	54	81.25
6	Head, Ethan - Tulane	11	4	5	38	80.00
7	Morgan, Seth - Tulsa	10	10	13	47	76.92
8	Gramatica, Nico - USF	10	3	4	58	75.00
9	Cannon, John - USF	9	9	12	53	75.00



2024-25 AAC Football
Individual Statistics
All games

PAT KICKING PCT (Minimum Games Played Pct. 75%)

#	Player	G	Made	Att.	Pct.
1	Nguma, Kali - UNT	10	44	44	100.00
2	Vandenberg, Tristian - Mem	11	17	17	100.00
3	Suarez, Morgan - FAU	10	27	27	100.00
4	Horn, Tim - Rice	8	10	10	100.00
5	Rusnak, Stephen - CLT	10	22	22	100.00
6	Trujillo, Maddux - Temple	10	16	16	100.00
7	Gronotte, Trey - ARM	9	41	41	100.00
8	Gramatica, Nico - USF	10	1	1	100.00
9	Delange, Jonah - UAB	10	24	24	100.00



**2024-25 AAC Football
Individual Statistics
All games**

TACKLES (All positions) (Minimum Games Played Pct. 75%)

#	Player	G	Pos	Solo	Ast	Total	Avg/g
1	Ramos, Colin - Navy	10	LB	43	59	102	10.20
2	King, Tyquan - Temple	10	LB	40	48	88	8.80
3	Woodbury, D.J. - Temple	10	LB	54	30	84	8.40
4	Moore, Michael - UAB	10	LB	33	49	82	8.20
5	Martin, Chandler - Mem	11	LB	48	42	90	8.18
6	Jacob, Kyle - Navy	10	LB	37	42	79	7.90
7	Hill, Jayden - UNT	9	S	45	23	68	7.56
8	Heard, CJ - FAU	10	S	49	25	74	7.40
9	Smith, Jaylen - UNT	10	LB	28	46	74	7.40
10	Barker, Zakye - ECU	9	LB	21	45	66	7.33
11	Roussaw Jr., Everett - UAB	9	LB	28	35	63	7.00
12	Rogers, Omar - ECU	10	DB	32	38	70	7.00
13	Thomas, Andon - ARM	9	LB	25	34	59	6.56
14	Potter, Gavin - Tulsa	10	LB	33	31	64	6.40
15	Harris, Mac - USF	10	LB	38	24	62	6.20
16	Ambush, Jackson - FAU	10	LB	27	35	62	6.20
17	French, Martavius - UTSA	10	LB	37	24	61	6.10
18	Fortner, Kalib - ARM	9	LB	32	22	54	6.00
19	Williford, Reid - CLT	10	LB	32	27	59	5.90
20	Rubin, Greg - Mem	11	DB	40	24	64	5.82
21	Bryant, Sirad - UAB	10	S	32	26	58	5.80
22	Brown, Jordan - UNT	10	LB	21	36	57	5.70
23	Pirris, Luke - Navy	10	LB	24	32	56	5.60
24	Keaton, Andreas - Temple	10	S	33	23	56	5.60
25	Hodge, Dayne - Tulsa	10	S	29	25	54	5.40
26	Hudson, Matt - Mem	11	LB	21	37	58	5.27
27	Herring, Elijah - Mem	9	LB	27	20	47	5.22
28	Edwards III, Michael - ECU	10	LB	19	33	52	5.20
29	Lane, Rayuan - Navy	10	S	33	19	52	5.20
30	Wesloski, Ethan - UNT	10	LB	15	37	52	5.20
31	Dunnam, Phillip - FAU	10	DB	27	24	51	5.10
32	Campbell, Jaxson - Navy	10	LB	30	21	51	5.10
33	Taylor, Gabriel - Rice	10	S	28	22	50	5.00
34	Nelson II, Brian - UNT	9	CB	39	6	45	5.00
35	Jackson, Evan - UNT	10	S	36	14	50	5.00
36	Burden, Cam - CLT	10	LB	22	27	49	4.90
37	Williams, Eddie - FAU	10	LB	24	25	49	4.90
38	Jones, Tyjon - UAB	10	DB	27	22	49	4.90
39	Morris, Ty - Rice	10	LB	23	26	49	4.90
40	Pettway, Jamie - USF	10	LB	19	29	48	4.80
41	Ali, Al-Ma'hi - CLT	10	DB	31	15	46	4.60
42	Gibson, Gavin - ECU	10	DB	23	22	45	4.50
43	Rucker, De'Shawn - USF	8	DB	30	6	36	4.50
44	Byard, Tawfiq - USF	10	S	28	16	44	4.40
45	Craig, Ryheem - ECU	10	LB	15	29	44	4.40
46	DiDomenico, Max - ARM	9	S	29	10	39	4.33
47	Williams Jr., Mbiti - Navy	10	CB	31	12	43	4.30
48	Ward, Tavin - USF	10	CB	30	13	43	4.30
49	Davison, Elliott - UTSA	10	S	33	10	43	4.30
50	Boenisch, Blake - Rice	9	DL	24	14	38	4.22

SACKS (Minimum Games Played Pct. 75%)

#	Player	G	Pos	Solo	Ast	Total	Avg/g
1	Little, Desmond - UAB	10	DE	6	0	6	0.60
2	Robinson, Jimmori - UTSA	10	LB	5	1	5.5	0.55
3	Martin, Chandler - Mem	11	LB	5	2	6	0.55
4	Modozie, Elo - ARM	9	LB	4	1	4.5	0.50
5	Brown, Roderick - UNT	10	DL	4	1	4.5	0.45
6	Reed, Justin - Navy	10	DE	4	1	4.5	0.45
7	Lewis, Kyle - ARM	9	DL	4	0	4	0.44
8	Jenkins, Patrick - Tulane	10	DL	4	0	4	0.40
9	Morris, Elijah - ECU	10	DL	4	0	4	0.40
10	Triplette, Ronald - UTSA	10	DL	4	0	4	0.40
11	Morris, Ty - Rice	10	LB	4	0	4	0.40
12	Brown, Chavez - UNT	10	LB	4	0	4	0.40
13	Herring, Elijah - Mem	9	LB	3	1	3.5	0.39
14	Charles, Breyton - UNT	8	DL	3	0	3	0.38
15	Fobbs-White, Matthew - Tulane	11	DE	4	0	4	0.36
16	Whitlow Jr., William - Mem	11	DL	3	2	4	0.36
17	Larbie, Michael - Rice	10	DT	3	1	3.5	0.35
18	Robinson, Landon - Navy	10	DL	3	1	3.5	0.35
19	Pearcy, Josh - Rice	10	LB	3	1	3.5	0.35
20	Daley, Michael - Rice	9	DE	3	0	3	0.33

TACKLES FOR LOSS (Minimum Games Played Pct. 75%, 1.25 Total Tackles

For Loss/Game)

#	Player	G	Pos	Solo	Ast	Total	Avg/g
1	Martin, Chandler - Mem	11	LB	10	8	14	1.27



**2024-25 AAC Football
Individual Statistics
All games**

FUMBLES FORCED (Minimum Games Played Pct. 75%)

#	Player	G	No.	Avg/g
1	Lane, Rayuan - Navy	10	3	0.30
2	Rubin, Greg - Mem	11	3	0.27
3	Daley, Michael - Rice	9	2	0.22
4	Philord, Wendol - FAU	9	2	0.22
5	Minor, Kobee - Mem	9	2	0.22
6	Huntington, Adin - Tulane	10	2	0.20
7	Harris, Mac - USF	10	2	0.20
8	Ligon, Jamal - UTSA	10	2	0.20
9	Triplette, Ronald - UTSA	10	2	0.20
10	Robinson, Jimmori - UTSA	10	2	0.20

FUMBLES RECOVERED (Minimum Games Played Pct. 75%)

#	Player	G	No.	Avg/g
1	Howard, Sam - Tulane	10	5	0.50
2	Martin, Chandler - Mem	11	4	0.36
3	Gooden, Bernard - USF	10	2	0.20
4	Heard, CJ - FAU	10	2	0.20
5	Denis, Javon - Mem	11	2	0.18
6	Wimberly, Daemian - UTSA	9	1	0.11
7	Nelson II, Brian - UNT	9	1	0.11
8	Roussaw Jr., Everett - UAB	9	1	0.11
9	Cole, Mond - Mem	9	1	0.11
10	Smith, Demarcus - UAB	9	1	0.11

PASSES DEFENDED (Minimum Games Played Pct. 75%)

#	Player	G	Brup	Int.	Total	Avg/g
1	Frazier, Zah - UTSA	9	8	4	12	1.33
2	Ross, Davion - Mem	11	11	2	13	1.18
3	Austin, Brent - USF	10	9	2	11	1.10
4	Fresch, Sean - Rice	10	9	1	10	1.00
5	Balfour, Dontae - CLT	10	7	2	9	0.90
6	Peele, Dashaun - Navy	10	5	4	9	0.90
7	Dempsey, Colby - UAB	10	8	1	9	0.90
8	Ali, Al-Ma'hi - CLT	10	7	2	9	0.90
9	Brown-Murray, Isaiah - ECU	10	7	1	8	0.80
10	Rubin, Greg - Mem	11	8	0	8	0.73
11	Robinson, Micah - Tulane	11	6	2	8	0.73
12	Brown, Kahzir - FAU	10	5	2	7	0.70
13	Texada, Ridge - UNT	10	6	1	7	0.70
14	Lewis, Jaylen - Temple	10	6	1	7	0.70
15	Taylor, Gabriel - Rice	10	5	2	7	0.70
16	DiDomenico, Max - ARM	9	4	2	6	0.67
17	Ahoia, Max - Rice	10	6	0	6	0.60
18	Johnson, Jamel - Temple	10	4	2	6	0.60
19	Dunnam, Phillip - FAU	10	4	2	6	0.60
20	Minor, Kobee - Mem	9	5	0	5	0.56

INTERCEPTIONS (Minimum Games Played Pct. 75%)

#	Player	G	No.	Yds	TD	Long	Avg/g
1	Frazier, Zah - UTSA	9	4	10	0	10	0.44
2	Peele, Dashaun - Navy	10	4	166	2	84	0.40
3	Larkin, Casey - ARM	9	3	22	0	13	0.33
4	Mayes, Jaydan - ARM	9	3	3	0	3	0.33
5	Nelson II, Brian - UNT	9	3	70	0	24	0.33
6	Riddle, Ja'Marley - ECU	10	3	63	1	55	0.30
7	Gibson, Gavin - ECU	10	3	30	1	30	0.30
8	Flowers, Tyson - Rice	8	2	40	1	34	0.25
9	Weaver, Justin - ARM	9	2	0	0	0	0.22
10	Platt, Donavon - ARM	9	2	0	0	0	0.22



**2024-25 AAC Football
Extended Team Leaders
All games**

SCORING OFFENSE

Team	G	TD	FG	XPT	2XP	DXP	Saf	Pts	Avg/G
Tulane	11	59	12	53	1	0	0	445	40.45
North Texas	10	47	10	44	0	0	0	356	35.6
Memphis	11	50	13	43	2	0	1	388	35.27
Army West Point	9	43	5	42	0	0	1	317	35.22
East Carolina	10	43	10	34	4	0	0	330	33
Navy	10	44	4	39	2	0	1	321	32.1
UTSA	10	37	17	33	3	0	0	312	31.2
South Fla.	10	36	12	32	1	0	0	286	28.6
Tulsa	10	32	10	30	1	0	0	254	25.4
UAB	10	27	19	24	2	0	0	247	24.7
Fla. Atlantic	10	28	8	27	1	0	0	221	22.1
Rice	10	27	10	23	1	0	0	217	21.7
Charlotte	10	27	9	25	1	0	0	216	21.6
Temple	10	22	13	16	2	0	0	191	19.1

TOTAL DEFENSE

Team	G	Rush	Pass	Plays	Yards	Avg/P	TD	Avg/G
Army West Point	9	743	1722	523	2465	4.71	12	273.89
Tulane	11	1246	1948	645	3194	4.95	21	290.36
Rice	10	1628	1592	667	3220	4.83	27	322
Memphis	11	1190	2703	697	3893	5.59	30	353.91
Navy	10	1627	2208	683	3835	5.61	30	383.5
UTSA	10	1036	2874	662	3910	5.91	39	391
East Carolina	10	1540	2398	751	3938	5.24	33	393.8
UAB	10	2300	1727	688	4027	5.85	44	402.7
Temple	10	2145	1900	679	4045	5.96	42	404.5
Fla. Atlantic	10	2092	2115	693	4207	6.07	38	420.7
South Fla.	10	1552	2659	724	4211	5.82	36	421.1
Charlotte	10	2117	2186	676	4303	6.37	40	430.3
Tulsa	10	1490	3091	684	4581	6.7	48	458.1
North Texas	10	2014	2567	737	4581	6.22	41	458.1

SCORING DEFENSE

Team	G	TD	FG	XPT	2XP	DXP	Saf	Pts	Avg/G
Army West Point	9	12	3	8	2	0	0	93	10.33
Tulane	11	22	12	19	0	0	0	187	17
Memphis	11	31	11	28	1	0	0	249	22.64
Navy	10	31	6	25	3	0	0	235	23.5
Rice	10	30	9	28	0	0	1	237	23.7
East Carolina	10	35	9	33	1	0	0	272	27.2
South Fla.	10	37	8	35	1	0	0	283	28.3
Fla. Atlantic	10	38	14	34	1	0	1	308	30.8
UTSA	10	42	10	34	2	0	0	320	32
Temple	10	46	8	40	4	0	1	350	35
North Texas	10	44	17	38	2	0	0	357	35.7
Charlotte	10	47	13	44	0	0	1	367	36.7
UAB	10	47	13	41	2	0	1	368	36.8
Tulsa	10	52	7	47	2	0	0	384	38.4

TOTAL OFFENSE PLAYS

Team	G	Rush	Pass	Plays	Yards	Avg/P	TD	Avg/G
UTSA	10	1497	3002	815	4499	5.52	36	449.9
Memphis	11	1847	3004	794	4851	6.11	49	441
Tulane	11	2498	2280	734	4778	6.51	51	434.36
Tulsa	10	1526	2321	727	3847	5.29	28	384.7
North Texas	10	1556	3428	718	4984	6.94	46	498.4
UAB	10	1253	2656	703	3909	5.56	25	390.9
South Fla.	10	1870	1995	702	3865	5.51	34	386.5
East Carolina	10	1523	2768	680	4291	6.31	39	429.1
Fla. Atlantic	10	1618	2030	667	3648	5.47	27	364.8
Temple	10	966	2105	655	3071	4.69	21	307.1
Charlotte	10	1219	2078	628	3297	5.25	26	329.7
Rice	10	1132	2216	623	3348	5.37	25	334.8
Navy	10	2432	1245	591	3677	6.22	41	367.7
Army West Point	9	3014	765	555	3779	6.81	43	419.89

TOUCHDOWNS SCORED

Team	G	TD	FG	XPT	2XP	DXP	Saf	Pts	Avg/G
Tulane	11	59	12	53	1	0	0	445	40.45
Memphis	11	50	13	43	2	0	1	388	35.27
North Texas	10	47	10	44	0	0	0	356	35.6
Navy	10	44	4	39	2	0	1	321	32.1
East Carolina	10	43	10	34	4	0	0	330	33
Army West Point	9	43	5	42	0	0	1	317	35.22
UTSA	10	37	17	33	3	0	0	312	31.2
South Fla.	10	36	12	32	1	0	0	286	28.6
Tulsa	10	32	10	30	1	0	0	254	25.4
Fla. Atlantic	10	28	8	27	1	0	0	221	22.1
UAB	10	27	19	24	2	0	0	247	24.7
Rice	10	27	10	23	1	0	0	217	21.7
Charlotte	10	27	9	25	1	0	0	216	21.6
Temple	10	22	13	16	2	0	0	191	19.1

TOTAL OFFENSE YARDS

Team	G	Rush	Pass	Plays	Yards	Avg/P	TD	Avg/G
North Texas	10	1556	3428	718	4984	6.94	46	498.4
Memphis	11	1847	3004	794	4851	6.11	49	441
Tulane	11	2498	2280	734	4778	6.51	51	434.36
UTSA	10	1497	3002	815	4499	5.52	36	449.9
East Carolina	10	1523	2768	680	4291	6.31	39	429.1
UAB	10	1253	2656	703	3909	5.56	25	390.9
South Fla.	10	1870	1995	702	3865	5.51	34	386.5
Tulsa	10	1526	2321	727	3847	5.29	28	384.7
Army West Point	9	3014	765	555	3779	6.81	43	419.89
Navy	10	2432	1245	591	3677	6.22	41	367.7
Fla. Atlantic	10	1618	2030	667	3648	5.47	27	364.8
Rice	10	1132	2216	623	3348	5.37	25	334.8
Charlotte	10	1219	2078	628	3297	5.25	26	329.7
Temple	10	966	2105	655	3071	4.69	21	307.1



**2024-25 AAC Football
Extended Team Leaders
All games**

PTS SCORED KICKING

Team	G	TD	FG	XPT	2XP	DXP	Saf	Pts	Avg/G
Tulane	11	59	12	53	1	0	0	445	40.45
Memphis	11	50	13	43	2	0	1	388	35.27
North Texas	10	47	10	44	0	0	0	356	35.6
East Carolina	10	43	10	34	4	0	0	330	33
Navy	10	44	4	39	2	0	1	321	32.1
Army West Point	9	43	5	42	0	0	1	317	35.22
UTSA	10	37	17	33	3	0	0	312	31.2
South Fla.	10	36	12	32	1	0	0	286	28.6
Tulsa	10	32	10	30	1	0	0	254	25.4
UAB	10	27	19	24	2	0	0	247	24.7
Fla. Atlantic	10	28	8	27	1	0	0	221	22.1
Rice	10	27	10	23	1	0	0	217	21.7
Charlotte	10	27	9	25	1	0	0	216	21.6
Temple	10	22	13	16	2	0	0	191	19.1

TOTAL OFF. AVG/PLAY

Team	G	Rush	Pass	Plays	Yards	Avg/P	TD	Avg/G
North Texas	10	1556	3428	718	4984	6.94	46	498.4
Army West Point	9	3014	765	555	3779	6.81	43	419.89
Tulane	11	2498	2280	734	4778	6.51	51	434.36
East Carolina	10	1523	2768	680	4291	6.31	39	429.1
Navy	10	2432	1245	591	3677	6.22	41	367.7
Memphis	11	1847	3004	794	4851	6.11	49	441
UAB	10	1253	2656	703	3909	5.56	25	390.9
UTSA	10	1497	3002	815	4499	5.52	36	449.9
South Fla.	10	1870	1995	702	3865	5.51	34	386.5
Fla. Atlantic	10	1618	2030	667	3648	5.47	27	364.8
Rice	10	1132	2216	623	3348	5.37	25	334.8
Tulsa	10	1526	2321	727	3847	5.29	28	384.7
Charlotte	10	1219	2078	628	3297	5.25	26	329.7
Temple	10	966	2105	655	3071	4.69	21	307.1

TOTAL OFFENSE

Team	G	Rush	Pass	Plays	Yards	Avg/P	TD	Avg/G
North Texas	10	1556	3428	718	4984	6.94	46	498.4
UTSA	10	1497	3002	815	4499	5.52	36	449.9
Memphis	11	1847	3004	794	4851	6.11	49	441
Tulane	11	2498	2280	734	4778	6.51	51	434.36
East Carolina	10	1523	2768	680	4291	6.31	39	429.1
Army West Point	9	3014	765	555	3779	6.81	43	419.89
UAB	10	1253	2656	703	3909	5.56	25	390.9
South Fla.	10	1870	1995	702	3865	5.51	34	386.5
Tulsa	10	1526	2321	727	3847	5.29	28	384.7
Navy	10	2432	1245	591	3677	6.22	41	367.7
Fla. Atlantic	10	1618	2030	667	3648	5.47	27	364.8
Rice	10	1132	2216	623	3348	5.37	25	334.8
Charlotte	10	1219	2078	628	3297	5.25	26	329.7
Temple	10	966	2105	655	3071	4.69	21	307.1

TOTAL OFFENSE TDS

Team	G	Rush	Pass	Plays	Yards	Avg/P	TD	Avg/G
Tulane	11	2498	2280	734	4778	6.51	51	434.36
Memphis	11	1847	3004	794	4851	6.11	49	441
North Texas	10	1556	3428	718	4984	6.94	46	498.4
Army West Point	9	3014	765	555	3779	6.81	43	419.89
Navy	10	2432	1245	591	3677	6.22	41	367.7
East Carolina	10	1523	2768	680	4291	6.31	39	429.1
UTSA	10	1497	3002	815	4499	5.52	36	449.9
South Fla.	10	1870	1995	702	3865	5.51	34	386.5
Tulsa	10	1526	2321	727	3847	5.29	28	384.7
Fla. Atlantic	10	1618	2030	667	3648	5.47	27	364.8
Charlotte	10	1219	2078	628	3297	5.25	26	329.7
UAB	10	1253	2656	703	3909	5.56	25	390.9
Rice	10	1132	2216	623	3348	5.37	25	334.8
Temple	10	966	2105	655	3071	4.69	21	307.1

RUSHING OFFENSE

Team	G	Att	Yards	Avg/A	Long	TD	Avg/G
Army West Point	9	486	3014	6.2	63	35	334.89
Navy	10	453	2432	5.37	90	29	243.2
Tulane	11	493	2498	5.07	51	31	227.09
South Fla.	10	376	1870	4.97	64	25	187
Memphis	11	370	1847	4.99	57	28	167.91
Fla. Atlantic	10	365	1618	4.43	76	19	161.8
North Texas	10	285	1556	5.46	80	19	155.6
Tulsa	10	376	1526	4.06	41	8	152.6
East Carolina	10	341	1523	4.47	63	17	152.3
UTSA	10	394	1497	3.8	83	12	149.7
UAB	10	322	1253	3.89	61	6	125.3
Charlotte	10	331	1219	3.68	65	14	121.9
Rice	10	236	1132	4.8	71	12	113.2
Temple	10	320	966	3.02	75	7	96.6

RUSHING TDS

Team	G	Att	Yards	Avg/A	Long	TD	Avg/G
Army West Point	9	486	3014	6.2	63	35	334.89
Tulane	11	493	2498	5.07	51	31	227.09
Navy	10	453	2432	5.37	90	29	243.2
Memphis	11	370	1847	4.99	57	28	167.91
South Fla.	10	376	1870	4.97	64	25	187
North Texas	10	285	1556	5.46	80	19	155.6
Fla. Atlantic	10	365	1618	4.43	76	19	161.8
East Carolina	10	341	1523	4.47	63	17	152.3
Charlotte	10	331	1219	3.68	65	14	121.9
UTSA	10	394	1497	3.8	83	12	149.7
Rice	10	236	1132	4.8	71	12	113.2
Tulsa	10	376	1526	4.06	41	8	152.6
Temple	10	320	966	3.02	75	7	96.6
UAB	10	322	1253	3.89	61	6	125.3



**2024-25 AAC Football
Extended Team Leaders
All games**

RUSHING DEFENSE

Team	G	Att	Yards	Avg/A	Long	TD	Avg/G
Army West Point	9	229	743	3.24	21	3	82.56
UTSA	10	323	1036	3.21	79	16	103.6
Memphis	11	313	1190	3.8	90	17	108.18
Tulane	11	307	1246	4.06	75	11	113.27
Tulsa	10	352	1490	4.23	75	19	149
East Carolina	10	419	1540	3.68	66	16	154
South Fla.	10	387	1552	4.01	91	19	155.2
Navy	10	374	1627	4.35	64	16	162.7
Rice	10	407	1628	4	68	14	162.8
North Texas	10	414	2014	4.86	83	21	201.4
Fla. Atlantic	10	398	2092	5.26	64	18	209.2
Charlotte	10	398	2117	5.32	54	26	211.7
Temple	10	413	2145	5.19	65	24	214.5
UAB	10	445	2300	5.17	51	28	230

PASS EFFICIENCY

Team	G	Comp-Att-Int	Pct.	Yds	Avg/G	TD	Effic
Army West Point	9	41 - 69 - 1	59.42	765	85.00	8	187.91
Tulane	11	158 - 241 - 4	65.56	2280	207.27	20	169.10
Navy	10	76 - 138 - 6	55.07	1245	124.50	12	150.86
North Texas	10	274 - 433 - 12	63.28	3428	342.80	27	144.82
East Carolina	10	204 - 339 - 19	60.18	2768	276.80	22	138.97
Memphis	11	270 - 424 - 6	63.68	3004	273.09	21	136.71
UTSA	10	256 - 421 - 8	60.81	3002	300.20	24	135.72
UAB	10	238 - 381 - 15	62.47	2656	265.60	19	129.61
Tulsa	10	203 - 351 - 7	57.83	2321	232.10	20	128.19
Temple	10	202 - 335 - 11	60.30	2105	210.50	14	120.30
Fla. Atlantic	10	175 - 302 - 10	57.95	2030	203.00	8	116.53
Rice	10	238 - 387 - 10	61.50	2216	221.60	13	115.52
Charlotte	10	152 - 297 - 13	51.18	2078	207.80	12	114.53
South Fla.	10	187 - 326 - 7	57.36	1995	199.50	9	113.58

YARDS PER RUSH

Team	G	Att	Yards	Avg/A	Long	TD	Avg/G
Army West Point	9	486	3014	6.2	63	35	334.89
North Texas	10	285	1556	5.46	80	19	155.6
Navy	10	453	2432	5.37	90	29	243.2
Tulane	11	493	2498	5.07	51	31	227.09
Memphis	11	370	1847	4.99	57	28	167.91
South Fla.	10	376	1870	4.97	64	25	187
Rice	10	236	1132	4.8	71	12	113.2
East Carolina	10	341	1523	4.47	63	17	152.3
Fla. Atlantic	10	365	1618	4.43	76	19	161.8
Tulsa	10	376	1526	4.06	41	8	152.6
UAB	10	322	1253	3.89	61	6	125.3
UTSA	10	394	1497	3.8	83	12	149.7
Charlotte	10	331	1219	3.68	65	14	121.9
Temple	10	320	966	3.02	75	7	96.6

PASS DEFENSE EFFIC.

Team	G	Comp-Att-Int	Pct.	Yds	Avg/G	TD	Effic
Tulane	11	189 - 338 - 12	55.92	1948	177.09	10	106.99
Army West Point	9	187 - 294 - 14	63.61	1722	191.33	9	113.38
Rice	10	138 - 260 - 7	53.08	1592	159.20	13	115.63
Memphis	11	225 - 384 - 9	58.59	2703	245.73	13	124.21
Navy	10	184 - 309 - 13	59.55	2208	220.80	14	126.11
East Carolina	10	192 - 332 - 13	57.83	2398	239.80	17	127.57
Fla. Atlantic	10	166 - 295 - 8	56.27	2115	211.50	20	133.44
UAB	10	137 - 243 - 5	56.38	1727	172.70	16	133.69
Temple	10	155 - 266 - 7	58.27	1900	190.00	18	135.34
Charlotte	10	166 - 278 - 9	59.71	2186	218.60	14	135.91
South Fla.	10	201 - 337 - 8	59.64	2659	265.90	17	137.82
North Texas	10	192 - 323 - 8	59.44	2567	256.70	20	141.68
UTSA	10	202 - 339 - 8	59.59	2874	287.40	23	148.47
Tulsa	10	216 - 332 - 7	65.06	3091	309.10	29	167.87

RUSH ATTEMPTS

Team	G	Att	Yards	Avg/A	Long	TD	Avg/G
Tulane	11	493	2498	5.07	51	31	227.09
Army West Point	9	486	3014	6.2	63	35	334.89
Navy	10	453	2432	5.37	90	29	243.2
UTSA	10	394	1497	3.8	83	12	149.7
Tulsa	10	376	1526	4.06	41	8	152.6
South Fla.	10	376	1870	4.97	64	25	187
Memphis	11	370	1847	4.99	57	28	167.91
Fla. Atlantic	10	365	1618	4.43	76	19	161.8
East Carolina	10	341	1523	4.47	63	17	152.3
Charlotte	10	331	1219	3.68	65	14	121.9
UAB	10	322	1253	3.89	61	6	125.3
Temple	10	320	966	3.02	75	7	96.6
North Texas	10	285	1556	5.46	80	19	155.6
Rice	10	236	1132	4.8	71	12	113.2



**2024-25 AAC Football
Extended Team Leaders
All games**

RUSH YARDS

Team	G	Att	Yards	Avg/A	Long	TD	Avg/G
Army West Point	9	486	3014	6.2	63	35	334.89
Tulane	11	493	2498	5.07	51	31	227.09
Navy	10	453	2432	5.37	90	29	243.2
South Fla.	10	376	1870	4.97	64	25	187
Memphis	11	370	1847	4.99	57	28	167.91
Fla. Atlantic	10	365	1618	4.43	76	19	161.8
North Texas	10	285	1556	5.46	80	19	155.6
Tulsa	10	376	1526	4.06	41	8	152.6
East Carolina	10	341	1523	4.47	63	17	152.3
UTSA	10	394	1497	3.8	83	12	149.7
UAB	10	322	1253	3.89	61	6	125.3
Charlotte	10	331	1219	3.68	65	14	121.9
Rice	10	236	1132	4.8	71	12	113.2
Temple	10	320	966	3.02	75	7	96.6



**2024-25 AAC Football
Extended Team Leaders
All games**

PASS OFFENSE

Team	G	Comp-Att-Int	Pct.	Yds	Avg/A	TD	Avg/G
North Texas	10	274 - 433 - 12	63.28	3428	7.92	27	342.80
UTSA	10	256 - 421 - 8	60.81	3002	7.13	24	300.20
East Carolina	10	204 - 339 - 19	60.18	2768	8.17	22	276.80
Memphis	11	270 - 424 - 6	63.68	3004	7.08	21	273.09
UAB	10	238 - 381 - 15	62.47	2656	6.97	19	265.60
Tulsa	10	203 - 351 - 7	57.83	2321	6.61	20	232.10
Rice	10	238 - 387 - 10	61.50	2216	5.73	13	221.60
Temple	10	202 - 335 - 11	60.30	2105	6.28	14	210.50
Charlotte	10	152 - 297 - 13	51.18	2078	7.00	12	207.80
Tulane	11	158 - 241 - 4	65.56	2280	9.46	20	207.27
Fla. Atlantic	10	175 - 302 - 10	57.95	2030	6.72	8	203.00
South Fla.	10	187 - 326 - 7	57.36	1995	6.12	9	199.50
Navy	10	76 - 138 - 6	55.07	1245	9.02	12	124.50
Army West Point	9	41 - 69 - 1	59.42	765	11.09	8	85.00

PASS COMP. PCT

Team	G	Comp-Att-Int	Pct.	Yds	Avg/A	TD	Avg/G
Tulane	11	158 - 241 - 4	65.56	2280	9.46	20	207.27
Memphis	11	270 - 424 - 6	63.68	3004	7.08	21	273.09
North Texas	10	274 - 433 - 12	63.28	3428	7.92	27	342.80
UAB	10	238 - 381 - 15	62.47	2656	6.97	19	265.60
Rice	10	238 - 387 - 10	61.50	2216	5.73	13	221.60
UTSA	10	256 - 421 - 8	60.81	3002	7.13	24	300.20
Temple	10	202 - 335 - 11	60.30	2105	6.28	14	210.50
East Carolina	10	204 - 339 - 19	60.18	2768	8.17	22	276.80
Army West Point	9	41 - 69 - 1	59.42	765	11.09	8	85.00
Fla. Atlantic	10	175 - 302 - 10	57.95	2030	6.72	8	203.00
Tulsa	10	203 - 351 - 7	57.83	2321	6.61	20	232.10
South Fla.	10	187 - 326 - 7	57.36	1995	6.12	9	199.50
Navy	10	76 - 138 - 6	55.07	1245	9.02	12	124.50
Charlotte	10	152 - 297 - 13	51.18	2078	7.00	12	207.80

PASS DEFENSE

Team	G	Comp-Att-Int	Pct.	Yds	Avg/A	TD	Avg/G
Rice	10	138 - 260 - 7	53.08	1592	6.12	13	159.20
UAB	10	137 - 243 - 5	56.38	1727	7.11	16	172.70
Tulane	11	189 - 338 - 12	55.92	1948	5.76	10	177.09
Temple	10	155 - 266 - 7	58.27	1900	7.14	18	190.00
Army West Point	9	187 - 294 - 14	63.61	1722	5.86	9	191.33
Fla. Atlantic	10	166 - 295 - 8	56.27	2115	7.17	20	211.50
Charlotte	10	166 - 278 - 9	59.71	2186	7.86	14	218.60
Navy	10	184 - 309 - 13	59.55	2208	7.15	14	220.80
East Carolina	10	192 - 332 - 13	57.83	2398	7.22	17	239.80
Memphis	11	225 - 384 - 9	58.59	2703	7.04	13	245.73
North Texas	10	192 - 323 - 8	59.44	2567	7.95	20	256.70
South Fla.	10	201 - 337 - 8	59.64	2659	7.89	17	265.90
UTSA	10	202 - 339 - 8	59.59	2874	8.48	23	287.40
Tulsa	10	216 - 332 - 7	65.06	3091	9.31	29	309.10

PASS YDS/COMP.

Team	G	Comp-Att-Int	Pct.	Yds	Avg/A	TD	Avg/G
Army West Point	9	41 - 69 - 1	59.42	765	11.09	8	85.00
Tulane	11	158 - 241 - 4	65.56	2280	9.46	20	207.27
Navy	10	76 - 138 - 6	55.07	1245	9.02	12	124.50
North Texas	10	274 - 433 - 12	63.28	3428	7.92	27	342.80
East Carolina	10	204 - 339 - 19	60.18	2768	8.17	22	276.80
Memphis	11	270 - 424 - 6	63.68	3004	7.08	21	273.09
UTSA	10	256 - 421 - 8	60.81	3002	7.13	24	300.20
UAB	10	238 - 381 - 15	62.47	2656	6.97	19	265.60
Tulsa	10	203 - 351 - 7	57.83	2321	6.61	20	232.10
Temple	10	202 - 335 - 11	60.30	2105	6.28	14	210.50
Fla. Atlantic	10	175 - 302 - 10	57.95	2030	6.72	8	203.00
Rice	10	238 - 387 - 10	61.50	2216	5.73	13	221.60
Charlotte	10	152 - 297 - 13	51.18	2078	7.00	12	207.80
South Fla.	10	187 - 326 - 7	57.36	1995	6.12	9	199.50

PASS ATTEMPTS

Team	G	Comp-Att-Int	Pct.	Yds	Avg/A	TD	Avg/G
North Texas	10	274 - 433 - 12	63.28	3428	7.92	27	342.80
Memphis	11	270 - 424 - 6	63.68	3004	7.08	21	273.09
UTSA	10	256 - 421 - 8	60.81	3002	7.13	24	300.20
Rice	10	238 - 387 - 10	61.50	2216	5.73	13	221.60
UAB	10	238 - 381 - 15	62.47	2656	6.97	19	265.60
Tulsa	10	203 - 351 - 7	57.83	2321	6.61	20	232.10
East Carolina	10	204 - 339 - 19	60.18	2768	8.17	22	276.80
Temple	10	202 - 335 - 11	60.30	2105	6.28	14	210.50
South Fla.	10	187 - 326 - 7	57.36	1995	6.12	9	199.50
Fla. Atlantic	10	175 - 302 - 10	57.95	2030	6.72	8	203.00
Charlotte	10	152 - 297 - 13	51.18	2078	7.00	12	207.80
Tulane	11	158 - 241 - 4	65.56	2280	9.46	20	207.27
Navy	10	76 - 138 - 6	55.07	1245	9.02	12	124.50
Army West Point	9	41 - 69 - 1	59.42	765	11.09	8	85.00

PASS YDS/ATT.

Team	G	Comp-Att-Int	Pct.	Yds	Avg/A	TD	Avg/G
Tulane	11	158 - 241 - 4	65.56	2280	9.46	20	207.27
Army West Point	9	41 - 69 - 1	59.42	765	11.09	8	85.00
Navy	10	76 - 138 - 6	55.07	1245	9.02	12	124.50
East Carolina	10	204 - 339 - 19	60.18	2768	8.17	22	276.80
North Texas	10	274 - 433 - 12	63.28	3428	7.92	27	342.80
Memphis	11	270 - 424 - 6	63.68	3004	7.08	21	273.09
UTSA	10	256 - 421 - 8	60.81	3002	7.13	24	300.20
Charlotte	10	152 - 297 - 13	51.18	2078	7.00	12	207.80
UAB	10	238 - 381 - 15	62.47	2656	6.97	19	265.60
Fla. Atlantic	10	175 - 302 - 10	57.95	2030	6.72	8	203.00
Tulsa	10	203 - 351 - 7	57.83	2321	6.61	20	232.10
South Fla.	10	187 - 326 - 7	57.36	1995	6.12	9	199.50
Temple	10	202 - 335 - 11	60.30	2105	6.28	14	210.50
Rice	10	238 - 387 - 10	61.50	2216	5.73	13	221.60



**2024-25 AAC Football
Extended Team Leaders
All games**

PASS COMPLETIONS

Team	G	Comp-Att-Int	Pct.	Yds	Avg/A	TD	Avg/G
North Texas	10	274 - 433 - 12	63.28	3428	7.92	27	342.80
Memphis	11	270 - 424 - 6	63.68	3004	7.08	21	273.09
UTSA	10	256 - 421 - 8	60.81	3002	7.13	24	300.20
UAB	10	238 - 381 - 15	62.47	2656	6.97	19	265.60
Rice	10	238 - 387 - 10	61.50	2216	5.73	13	221.60
East Carolina	10	204 - 339 - 19	60.18	2768	8.17	22	276.80
Tulsa	10	203 - 351 - 7	57.83	2321	6.61	20	232.10
Temple	10	202 - 335 - 11	60.30	2105	6.28	14	210.50
South Fla.	10	187 - 326 - 7	57.36	1995	6.12	9	199.50
Fla. Atlantic	10	175 - 302 - 10	57.95	2030	6.72	8	203.00
Tulane	11	158 - 241 - 4	65.56	2280	9.46	20	207.27
Charlotte	10	152 - 297 - 13	51.18	2078	7.00	12	207.80
Navy	10	76 - 138 - 6	55.07	1245	9.02	12	124.50
Army West Point	9	41 - 69 - 1	59.42	765	11.09	8	85.00

PASS INTERCEPTIONS

Team	G	Comp-Att-Int	Pct.	Yds	Avg/A	TD	Avg/G
Army West Point	9	41 - 69 - 1	59.42	765	11.09	8	85.00
Tulane	11	158 - 241 - 4	65.56	2280	9.46	20	207.27
Navy	10	76 - 138 - 6	55.07	1245	9.02	12	124.50
Memphis	11	270 - 424 - 6	63.68	3004	7.08	21	273.09
Tulsa	10	203 - 351 - 7	57.83	2321	6.61	20	232.10
South Fla.	10	187 - 326 - 7	57.36	1995	6.12	9	199.50
UTSA	10	256 - 421 - 8	60.81	3002	7.13	24	300.20
Rice	10	238 - 387 - 10	61.50	2216	5.73	13	221.60
Fla. Atlantic	10	175 - 302 - 10	57.95	2030	6.72	8	203.00
Temple	10	202 - 335 - 11	60.30	2105	6.28	14	210.50
North Texas	10	274 - 433 - 12	63.28	3428	7.92	27	342.80
Charlotte	10	152 - 297 - 13	51.18	2078	7.00	12	207.80
UAB	10	238 - 381 - 15	62.47	2656	6.97	19	265.60
East Carolina	10	204 - 339 - 19	60.18	2768	8.17	22	276.80

PASS YARDS

Team	G	Comp-Att-Int	Pct.	Yds	Avg/A	TD	Avg/G
North Texas	10	274 - 433 - 12	63.28	3428	7.92	27	342.80
Memphis	11	270 - 424 - 6	63.68	3004	7.08	21	273.09
UTSA	10	256 - 421 - 8	60.81	3002	7.13	24	300.20
East Carolina	10	204 - 339 - 19	60.18	2768	8.17	22	276.80
UAB	10	238 - 381 - 15	62.47	2656	6.97	19	265.60
Tulsa	10	203 - 351 - 7	57.83	2321	6.61	20	232.10
Tulane	11	158 - 241 - 4	65.56	2280	9.46	20	207.27
Rice	10	238 - 387 - 10	61.50	2216	5.73	13	221.60
Temple	10	202 - 335 - 11	60.30	2105	6.28	14	210.50
Charlotte	10	152 - 297 - 13	51.18	2078	7.00	12	207.80
Fla. Atlantic	10	175 - 302 - 10	57.95	2030	6.72	8	203.00
South Fla.	10	187 - 326 - 7	57.36	1995	6.12	9	199.50
Navy	10	76 - 138 - 6	55.07	1245	9.02	12	124.50
Army West Point	9	41 - 69 - 1	59.42	765	11.09	8	85.00

PASSING TDS

Team	G	Comp-Att-Int	Pct.	Yds	Avg/A	TD	Avg/G
North Texas	10	274 - 433 - 12	63.28	3428	7.92	27	342.80
UTSA	10	256 - 421 - 8	60.81	3002	7.13	24	300.20
East Carolina	10	204 - 339 - 19	60.18	2768	8.17	22	276.80
Memphis	11	270 - 424 - 6	63.68	3004	7.08	21	273.09
Tulsa	10	203 - 351 - 7	57.83	2321	6.61	20	232.10
Tulane	11	158 - 241 - 4	65.56	2280	9.46	20	207.27
UAB	10	238 - 381 - 15	62.47	2656	6.97	19	265.60
Temple	10	202 - 335 - 11	60.30	2105	6.28	14	210.50
Rice	10	238 - 387 - 10	61.50	2216	5.73	13	221.60
Navy	10	76 - 138 - 6	55.07	1245	9.02	12	124.50
Charlotte	10	152 - 297 - 13	51.18	2078	7.00	12	207.80
South Fla.	10	187 - 326 - 7	57.36	1995	6.12	9	199.50
Fla. Atlantic	10	175 - 302 - 10	57.95	2030	6.72	8	203.00
Army West Point	9	41 - 69 - 1	59.42	765	11.09	8	85.00

FIELD GOALS

Team	G	Made	Att	Pct
Charlotte	10	9	9	100
Army West Point	9	5	5	100
UAB	10	19	20	95
North Texas	10	10	12	83.33
Tulane	11	12	15	80
Tulsa	10	10	13	76.92
East Carolina	10	10	13	76.92
South Fla.	10	12	16	75
Temple	10	13	18	72.22
UTSA	10	17	24	70.83
Rice	10	10	15	66.67
Navy	10	4	6	66.67
Memphis	11	13	21	61.9
Fla. Atlantic	10	8	14	57.14

PATS KICKS MADE

Team	G	Made	Att	Pct
Tulane	11	53	57	92.98
North Texas	10	44	44	100
Memphis	11	43	45	95.56
Army West Point	9	42	42	100
Navy	10	39	42	92.86
East Carolina	10	34	38	89.47
UTSA	10	33	34	97.06
South Fla.	10	32	33	96.97
Tulsa	10	30	31	96.77
Fla. Atlantic	10	27	27	100
Charlotte	10	25	25	100
UAB	10	24	24	100
Rice	10	23	24	95.83
Temple	10	16	16	100



**2024-25 AAC Football
Extended Team Leaders
All games**

FIELD GOALS ATTEMPTED

Team	G	Made	Att	Pct
UTSA	10	17	24	70.83
Memphis	11	13	21	61.9
UAB	10	19	20	95
Temple	10	13	18	72.22
South Fla.	10	12	16	75
Tulane	11	12	15	80
Rice	10	10	15	66.67
Fla. Atlantic	10	8	14	57.14
Tulsa	10	10	13	76.92
East Carolina	10	10	13	76.92
North Texas	10	10	12	83.33
Charlotte	10	9	9	100
Navy	10	4	6	66.67
Army West Point	9	5	5	100

NET YARDS PER PUNT

Team	G	No.	Yards	Avg/P	Ret.	Avg/R	TB	Net/P
South Fla.	10	52	2333	44.87	51	4.64	4	42.35
North Texas	10	33	1380	41.82	6	1.20	0	41.64
Memphis	11	42	1835	43.69	60	7.50	2	41.31
Army West Point	9	18	758	42.11	18	3.00	0	41.11
Tulane	11	34	1497	44.03	84	9.33	2	40.38
Navy	10	45	2079	46.20	209	8.71	4	39.78
Fla. Atlantic	10	44	1908	43.36	93	4.43	4	39.43
Charlotte	10	46	1922	41.78	66	8.25	3	39.04
UTSA	10	48	1915	39.90	33	2.54	1	38.79
Temple	10	58	2322	40.03	58	9.67	1	38.69
East Carolina	10	43	1744	40.56	70	7.78	2	38.00
UAB	10	33	1417	42.94	157	9.81	2	36.97
Rice	10	55	2192	39.85	111	10.09	3	36.75
Tulsa	10	59	2487	42.15	389	19.45	3	34.54

FIELD GOALS MADE

Team	G	Made	Att	Pct
UAB	10	19	20	95
UTSA	10	17	24	70.83
Temple	10	13	18	72.22
Memphis	11	13	21	61.9
Tulane	11	12	15	80
South Fla.	10	12	16	75
Tulsa	10	10	13	76.92
Rice	10	10	15	66.67
North Texas	10	10	12	83.33
East Carolina	10	10	13	76.92
Charlotte	10	9	9	100
Fla. Atlantic	10	8	14	57.14
Army West Point	9	5	5	100
Navy	10	4	6	66.67

AVG YARDS PER PUNT

Team	G	No.	Yards	Avg/P	Ret.	Avg/R	TB	Net/P
Tulsa	10	59	2487	42.15	389	19.45	3	34.54
Temple	10	58	2322	40.03	58	9.67	1	38.69
Rice	10	55	2192	39.85	111	10.09	3	36.75
South Fla.	10	52	2333	44.87	51	4.64	4	42.35
UTSA	10	48	1915	39.90	33	2.54	1	38.79
Charlotte	10	46	1922	41.78	66	8.25	3	39.04
Navy	10	45	2079	46.20	209	8.71	4	39.78
Fla. Atlantic	10	44	1908	43.36	93	4.43	4	39.43
East Carolina	10	43	1744	40.56	70	7.78	2	38.00
Memphis	11	42	1835	43.69	60	7.50	2	41.31
Tulane	11	34	1497	44.03	84	9.33	2	40.38
UAB	10	33	1417	42.94	157	9.81	2	36.97
North Texas	10	33	1380	41.82	6	1.20	0	41.64
Army West Point	9	18	758	42.11	18	3.00	0	41.11

PAT KICKING

Team	G	Made	Att	Pct
UAB	10	24	24	100
Temple	10	16	16	100
North Texas	10	44	44	100
Fla. Atlantic	10	27	27	100
Charlotte	10	25	25	100
Army West Point	9	42	42	100
UTSA	10	33	34	97.06
South Fla.	10	32	33	96.97
Tulsa	10	30	31	96.77
Rice	10	23	24	95.83
Memphis	11	43	45	95.56
Tulane	11	53	57	92.98
Navy	10	39	42	92.86
East Carolina	10	34	38	89.47

NUMBER OF PUNTS

Team	G	No.	Yards	Avg/P	Ret.	Avg/R	TB	Net/P
Tulsa	10	59	2487	42.15	389	19.45	3	34.54
Temple	10	58	2322	40.03	58	9.67	1	38.69
Rice	10	55	2192	39.85	111	10.09	3	36.75
South Fla.	10	52	2333	44.87	51	4.64	4	42.35
UTSA	10	48	1915	39.90	33	2.54	1	38.79
Charlotte	10	46	1922	41.78	66	8.25	3	39.04
Navy	10	45	2079	46.20	209	8.71	4	39.78
Fla. Atlantic	10	44	1908	43.36	93	4.43	4	39.43
East Carolina	10	43	1744	40.56	70	7.78	2	38.00
Memphis	11	42	1835	43.69	60	7.50	2	41.31
Tulane	11	34	1497	44.03	84	9.33	2	40.38
UAB	10	33	1417	42.94	157	9.81	2	36.97
North Texas	10	33	1380	41.82	6	1.20	0	41.64
Army West Point	9	18	758	42.11	18	3.00	0	41.11



**2024-25 AAC Football
Extended Team Leaders
All games**

PAT KICK ATTEMPTS

Team	G	Made	Att	Pct
Tulane	11	53	57	92.98
Memphis	11	43	45	95.56
North Texas	10	44	44	100
Navy	10	39	42	92.86
Army West Point	9	42	42	100
East Carolina	10	34	38	89.47
UTSA	10	33	34	97.06
South Fla.	10	32	33	96.97
Tulsa	10	30	31	96.77
Fla. Atlantic	10	27	27	100
Charlotte	10	25	25	100
UAB	10	24	24	100
Rice	10	23	24	95.83
Temple	10	16	16	100

YARDS PUNTED

Team	G	No.	Yards	Avg/P	Ret.	Avg/R	TB	Net/P
Tulsa	10	59	2487	42.15	389	19.45	3	34.54
South Fla.	10	52	2333	44.87	51	4.64	4	42.35
Temple	10	58	2322	40.03	58	9.67	1	38.69
Rice	10	55	2192	39.85	111	10.09	3	36.75
Navy	10	45	2079	46.20	209	8.71	4	39.78
Charlotte	10	46	1922	41.78	66	8.25	3	39.04
UTSA	10	48	1915	39.90	33	2.54	1	38.79
Fla. Atlantic	10	44	1908	43.36	93	4.43	4	39.43
Memphis	11	42	1835	43.69	60	7.50	2	41.31
East Carolina	10	43	1744	40.56	70	7.78	2	38.00
Tulane	11	34	1497	44.03	84	9.33	2	40.38
UAB	10	33	1417	42.94	157	9.81	2	36.97
North Texas	10	33	1380	41.82	6	1.20	0	41.64
Army West Point	9	18	758	42.11	18	3.00	0	41.11

PUNT RETURN AVG

Team	G	No	Yards	TD	Long	Avg.
UAB	10	14	312	2	58	22.29
Memphis	11	13	160	0	38	12.31
North Texas	10	13	158	1	27	12.15
South Fla.	10	22	262	0	54	11.91
Tulsa	10	20	180	1	66	9
Rice	10	26	211	0	30	8.12
East Carolina	10	20	127	0	33	6.35
Temple	10	13	79	1	21	6.08
Fla. Atlantic	10	11	63	0	43	5.73
Navy	10	10	56	0	23	5.6
UTSA	10	14	72	0	23	5.14
Army West Point	9	8	38	0	12	4.75
Tulane	11	9	30	0	27	3.33
Charlotte	10	12	35	0	11	2.92

KICK RETURNS

Team	G	No.	Yards	TD	Long	Avg.
Charlotte	10	37	776	0	79	20.97
Temple	10	31	611	0	35	19.71
UAB	10	25	452	0	42	18.08
East Carolina	10	23	588	1	94	25.57
North Texas	10	22	459	0	50	20.86
Tulsa	10	20	464	1	100	23.20
Tulane	11	18	432	2	100	24.00
Rice	10	18	476	1	100	26.44
Fla. Atlantic	10	18	343	0	26	19.06
South Fla.	10	15	284	0	35	18.93
Navy	10	15	286	0	31	19.07
Memphis	11	11	180	0	31	16.36
UTSA	10	8	192	0	43	24.00
Army West Point	9	6	71	0	16	11.83

PUNT RETURNS

Team	G	No	Yards	TD	Long	Avg.
Rice	10	26	211	0	30	8.12
South Fla.	10	22	262	0	54	11.91
Tulsa	10	20	180	1	66	9
East Carolina	10	20	127	0	33	6.35
UTSA	10	14	72	0	23	5.14
UAB	10	14	312	2	58	22.29
Temple	10	13	79	1	21	6.08
North Texas	10	13	158	1	27	12.15
Memphis	11	13	160	0	38	12.31
Charlotte	10	12	35	0	11	2.92
Fla. Atlantic	10	11	63	0	43	5.73
Navy	10	10	56	0	23	5.6
Tulane	11	9	30	0	27	3.33
Army West Point	9	8	38	0	12	4.75

KICK RETURN YARDS

Team	G	No.	Yards	TD	Long	Avg.
Charlotte	10	37	776	0	79	20.97
Temple	10	31	611	0	35	19.71
East Carolina	10	23	588	1	94	25.57
Rice	10	18	476	1	100	26.44
Tulsa	10	20	464	1	100	23.20
North Texas	10	22	459	0	50	20.86
UAB	10	25	452	0	42	18.08
Tulane	11	18	432	2	100	24.00
Fla. Atlantic	10	18	343	0	26	19.06
Navy	10	15	286	0	31	19.07
South Fla.	10	15	284	0	35	18.93
UTSA	10	8	192	0	43	24.00
Memphis	11	11	180	0	31	16.36
Army West Point	9	6	71	0	16	11.83



**2024-25 AAC Football
Extended Team Leaders
All games**

PUNT RETURN YARDS

Team	G	No	Yards	TD	Long	Avg.
UAB	10	14	312	2	58	22.29
South Fla.	10	22	262	0	54	11.91
Rice	10	26	211	0	30	8.12
Tulsa	10	20	180	1	66	9
Memphis	11	13	160	0	38	12.31
North Texas	10	13	158	1	27	12.15
East Carolina	10	20	127	0	33	6.35
Temple	10	13	79	1	21	6.08
UTSA	10	14	72	0	23	5.14
Fla. Atlantic	10	11	63	0	43	5.73
Navy	10	10	56	0	23	5.6
Army West Point	9	8	38	0	12	4.75
Charlotte	10	12	35	0	11	2.92
Tulane	11	9	30	0	27	3.33

KICK RETURN TDS

Team	G	No.	Yards	TD	Long	Avg.
Tulane	11	18	432	2	100	24.00
Tulsa	10	20	464	1	100	23.20
Rice	10	18	476	1	100	26.44
East Carolina	10	23	588	1	94	25.57
UTSA	10	8	192	0	43	24.00
UAB	10	25	452	0	42	18.08
Temple	10	31	611	0	35	19.71
South Fla.	10	15	284	0	35	18.93
North Texas	10	22	459	0	50	20.86
Navy	10	15	286	0	31	19.07
Memphis	11	11	180	0	31	16.36
Fla. Atlantic	10	18	343	0	26	19.06
Charlotte	10	37	776	0	79	20.97
Army West Point	9	6	71	0	16	11.83

PUNT RETURN TDS

Team	G	No	Yards	TD	Long	Avg.
UAB	10	14	312	2	58	22.29
Tulsa	10	20	180	1	66	9
Temple	10	13	79	1	21	6.08
North Texas	10	13	158	1	27	12.15
UTSA	10	14	72	0	23	5.14
Tulane	11	9	30	0	27	3.33
South Fla.	10	22	262	0	54	11.91
Rice	10	26	211	0	30	8.12
Navy	10	10	56	0	23	5.6
Memphis	11	13	160	0	38	12.31
Fla. Atlantic	10	11	63	0	43	5.73
East Carolina	10	20	127	0	33	6.35
Charlotte	10	12	35	0	11	2.92
Army West Point	9	8	38	0	12	4.75

KICKOFF RETURNS

Team	G	No	Yards	TD	Long	Avg.
Temple	10	43	1731	0	35	40.26
East Carolina	10	61	2446	1	94	40.1
Army West Point	9	57	2280	0	16	40
Memphis	11	70	2795	0	31	39.93
Tulane	11	82	3266	2	100	39.83
Tulsa	10	50	1977	1	100	39.54
UTSA	10	61	2406	0	43	39.44
Rice	10	46	1804	1	100	39.22
South Fla.	10	57	2233	0	35	39.18
Fla. Atlantic	10	46	1797	0	26	39.07
Charlotte	10	42	1608	0	79	38.29
Navy	10	59	2195	0	31	37.2
UAB	10	57	2107	0	42	36.96
North Texas	10	63	2321	0	50	36.84



**2024-25 AAC Football
Extended Team Leaders
All games**

INTERCEPTION RETURN AVG

Team	G	No.	Yards	TD	Long	Avg.
Fla. Atlantic	10	8	239	0	82	29.88
Navy	10	13	300	3	86	23.08
Tulane	11	12	234	5	100	19.50
East Carolina	10	13	204	3	55	15.69
Memphis	11	9	133	0	79	14.78
North Texas	10	8	103	0	27	12.88
UAB	10	5	61	0	40	12.20
South Fla.	10	8	91	1	29	11.38
Charlotte	10	9	94	1	53	10.44
Rice	10	7	72	1	34	10.29
Tulsa	10	7	66	1	30	9.43
Army West Point	9	14	103	0	71	7.36
Temple	10	7	37	0	25	5.29
UTSA	10	8	25	0	11	3.13

FUMBLE RETURNS

Team	G	No.	Yards	TD	Long	Avg.
UTSA	10	8	48	1	28	6.00
UAB	10	4	1	0	1	0.25
Tulsa	10	5	101	1	64	20.20
Tulane	11	8	15	1	15	1.88
Temple	10	3	0	0	0	0.00
South Fla.	10	9	41	1	25	4.56
Rice	10	2	0	0	0	0.00
North Texas	10	2	0	0	0	0.00
Navy	10	6	0	0	0	0.00
Memphis	11	12	6	1	3	0.50
Fla. Atlantic	10	6	4	1	4	0.67
East Carolina	10	6	0	0	0	0.00
Charlotte	10	1	0	0	0	0.00
Army West Point	9	0	0	0	0	0.00

INTERCEPTION RETURNS

Team	G	No.	Yards	TD	Long	Avg.
Army West Point	9	14	103	0	71	7.36
Navy	10	13	300	3	86	23.08
East Carolina	10	13	204	3	55	15.69
Tulane	11	12	234	5	100	19.50
Memphis	11	9	133	0	79	14.78
Charlotte	10	9	94	1	53	10.44
UTSA	10	8	25	0	11	3.13
South Fla.	10	8	91	1	29	11.38
North Texas	10	8	103	0	27	12.88
Fla. Atlantic	10	8	239	0	82	29.88
Tulsa	10	7	66	1	30	9.43
Temple	10	7	37	0	25	5.29
Rice	10	7	72	1	34	10.29
UAB	10	5	61	0	40	12.20

FUMBLE RETURN YARDS

Team	G	No.	Yards	TD	Long	Avg.
Tulsa	10	5	101	1	64	20.20
UTSA	10	8	48	1	28	6.00
South Fla.	10	9	41	1	25	4.56
Tulane	11	8	15	1	15	1.88
Memphis	11	12	6	1	3	0.50
Fla. Atlantic	10	6	4	1	4	0.67
UAB	10	4	1	0	1	0.25
Temple	10	3	0	0	0	0.00
Rice	10	2	0	0	0	0.00
North Texas	10	2	0	0	0	0.00
Navy	10	6	0	0	0	0.00
East Carolina	10	6	0	0	0	0.00
Charlotte	10	1	0	0	0	0.00
Army West Point	9	0	0	0	0	0.00

INTERCEPTION RET YARDS

Team	G	No.	Yards	TD	Long	Avg.
Navy	10	13	300	3	86	23.08
Fla. Atlantic	10	8	239	0	82	29.88
Tulane	11	12	234	5	100	19.50
East Carolina	10	13	204	3	55	15.69
Memphis	11	9	133	0	79	14.78
North Texas	10	8	103	0	27	12.88
Army West Point	9	14	103	0	71	7.36
Charlotte	10	9	94	1	53	10.44
South Fla.	10	8	91	1	29	11.38
Rice	10	7	72	1	34	10.29
Tulsa	10	7	66	1	30	9.43
UAB	10	5	61	0	40	12.20
Temple	10	7	37	0	25	5.29
UTSA	10	8	25	0	11	3.13

FUMBLE RETURN TDS

Team	G	No.	Yards	TD	Long	Avg.
UTSA	10	8	48	1	28	6.00
Tulsa	10	5	101	1	64	20.20
Tulane	11	8	15	1	15	1.88
South Fla.	10	9	41	1	25	4.56
Memphis	11	12	6	1	3	0.50
Fla. Atlantic	10	6	4	1	4	0.67
UAB	10	4	1	0	1	0.25
Temple	10	3	0	0	0	0.00
Rice	10	2	0	0	0	0.00
North Texas	10	2	0	0	0	0.00
Navy	10	6	0	0	0	0.00
East Carolina	10	6	0	0	0	0.00
Charlotte	10	1	0	0	0	0.00
Army West Point	9	0	0	0	0	0.00



**2024-25 AAC Football
Extended Team Leaders
All games**

INTERCEPTION RETURN TDS

Team	G	No.	Yards	TD	Long	Avg.
Tulane	11	12	234	5	100	19.50
Navy	10	13	300	3	86	23.08
East Carolina	10	13	204	3	55	15.69
Tulsa	10	7	66	1	30	9.43
South Fla.	10	8	91	1	29	11.38
Rice	10	7	72	1	34	10.29
Charlotte	10	9	94	1	53	10.44
UTSA	10	8	25	0	11	3.13
UAB	10	5	61	0	40	12.20
Temple	10	7	37	0	25	5.29
North Texas	10	8	103	0	27	12.88
Memphis	11	9	133	0	79	14.78
Fla. Atlantic	10	8	239	0	82	29.88
Army West Point	9	14	103	0	71	7.36

FUMBLE RECOVERED

Team	G	No.	Yards	TD	Long	Avg.
Memphis	11	12	6	1	3	0.50
South Fla.	10	9	41	1	25	4.56
UTSA	10	8	48	1	28	6.00
Tulane	11	8	15	1	15	1.88
Navy	10	6	0	0	0	0.00
Fla. Atlantic	10	6	4	1	4	0.67
East Carolina	10	6	0	0	0	0.00
Tulsa	10	5	101	1	64	20.20
UAB	10	4	1	0	1	0.25
Temple	10	3	0	0	0	0.00
Rice	10	2	0	0	0	0.00
North Texas	10	2	0	0	0	0.00
Charlotte	10	1	0	0	0	0.00
Army West Point	9	0	0	0	0	0.00

FUMBLE RETURN AVG

Team	G	No.	Yards	TD	Long	Avg.
Tulsa	10	5	101	1	64	20.20
UTSA	10	8	48	1	28	6.00
South Fla.	10	9	41	1	25	4.56
Tulane	11	8	15	1	15	1.88
Fla. Atlantic	10	6	4	1	4	0.67
Memphis	11	12	6	1	3	0.50
UAB	10	4	1	0	1	0.25
Temple	10	3	0	0	0	0.00
Rice	10	2	0	0	0	0.00
North Texas	10	2	0	0	0	0.00
Navy	10	6	0	0	0	0.00
East Carolina	10	6	0	0	0	0.00
Charlotte	10	1	0	0	0	0.00
Army West Point	9	0	0	0	0	0.00

TURNOVER MARGIN

Team	G	Lost			Gained			Margin	Per/G
		Fum	Int	Tot	Fum	Int	Tot		
Tulane	11	3	4	7	8	12	20	13	1.18
Memphis	11	2	6	8	12	9	21	13	1.18
Army West Point	9	2	1	3	0	14	14	11	1.22
Navy	10	7	6	13	6	13	19	6	0.60
South Fla.	10	7	7	14	9	8	17	3	0.30
UTSA	10	6	8	14	8	8	16	2	0.20
Fla. Atlantic	10	4	10	14	6	8	14	0	0.00
Tulsa	10	7	7	14	5	7	12	-2	-0.20
North Texas	10	4	12	16	2	8	10	-6	-0.60
East Carolina	10	6	19	25	6	13	19	-6	-0.60
Rice	10	7	10	17	2	7	9	-8	-0.80
Temple	10	8	11	19	3	7	10	-9	-0.90
Charlotte	10	7	13	20	1	9	10	-10	-1.00
UAB	10	8	15	23	4	5	9	-14	-1.40

FIRST DOWNS

Team	G	Rush	Pass	Pen	Total	Avg/G
Memphis	11	103	128	25	256	23.27
Tulane	11	129	99	20	248	22.55
North Texas	10	63	150	26	239	23.9
UTSA	10	74	128	20	222	22.2
East Carolina	10	77	121	21	219	21.9
UAB	10	79	116	17	212	21.2
Tulsa	10	77	102	29	208	20.8
South Fla.	10	85	90	26	201	20.1
Army West Point	9	156	31	9	196	21.78
Fla. Atlantic	10	77	94	19	190	19
Rice	10	59	97	19	175	17.5
Navy	10	119	46	9	174	17.4
Charlotte	10	69	86	19	174	17.4
Temple	10	48	100	10	158	15.8

3RD-DOWN CONVERSIONS

Team	G	Conv.	Att.	Pct.
Army West Point	9	54	101	53.47
Tulane	11	72	137	52.55
Memphis	11	66	151	43.71
East Carolina	10	60	138	43.48
UTSA	10	73	177	41.24
Tulsa	10	62	161	38.51
UAB	10	54	143	37.76
South Fla.	10	55	146	37.67
Temple	10	56	153	36.6
Navy	10	43	118	36.44
Rice	10	47	134	35.07
North Texas	10	45	132	34.09
Fla. Atlantic	10	41	132	31.06
Charlotte	10	39	127	30.71



**2024-25 AAC Football
Extended Team Leaders
All games**

1ST DOWNS RUSHING

Team	G	Rush	Pass	Pen	Total	Avg/G
Army West Point	9	156	31	9	196	21.78
Tulane	11	129	99	20	248	22.55
Navy	10	119	46	9	174	17.4
Memphis	11	103	128	25	256	23.27
South Fla.	10	85	90	26	201	20.1
UAB	10	79	116	17	212	21.2
Tulsa	10	77	102	29	208	20.8
Fla. Atlantic	10	77	94	19	190	19
East Carolina	10	77	121	21	219	21.9
UTSA	10	74	128	20	222	22.2
Charlotte	10	69	86	19	174	17.4
North Texas	10	63	150	26	239	23.9
Rice	10	59	97	19	175	17.5
Temple	10	48	100	10	158	15.8

OPT 3RD-DN CONVERT

Team	G	Conv.	Att.	Pct.
Tulane	11	38	135	28.15
UTSA	10	42	135	31.11
South Fla.	10	51	144	35.42
Memphis	11	56	153	36.6
Temple	10	50	132	37.88
East Carolina	10	60	158	37.97
Rice	10	58	151	38.41
Army West Point	9	43	111	38.74
Tulsa	10	51	130	39.23
Fla. Atlantic	10	51	130	39.23
Charlotte	10	53	127	41.73
Navy	10	59	141	41.84
North Texas	10	64	149	42.95
UAB	10	55	128	42.97

1ST DOWNS PASSING

Team	G	Rush	Pass	Pen	Total	Avg/G
North Texas	10	63	150	26	239	23.9
UTSA	10	74	128	20	222	22.2
Memphis	11	103	128	25	256	23.27
East Carolina	10	77	121	21	219	21.9
UAB	10	79	116	17	212	21.2
Tulsa	10	77	102	29	208	20.8
Temple	10	48	100	10	158	15.8
Tulane	11	129	99	20	248	22.55
Rice	10	59	97	19	175	17.5
Fla. Atlantic	10	77	94	19	190	19
South Fla.	10	85	90	26	201	20.1
Charlotte	10	69	86	19	174	17.4
Navy	10	119	46	9	174	17.4
Army West Point	9	156	31	9	196	21.78

4TH-DOWN CONVERSIONS

Team	G	Conv.	Att.	Pct.
Army West Point	9	16	19	84.21
Navy	10	13	19	68.42
East Carolina	10	7	12	58.33
North Texas	10	21	37	56.76
South Fla.	10	12	22	54.55
Memphis	11	12	22	54.55
Tulane	11	7	14	50
Temple	10	9	18	50
Fla. Atlantic	10	15	31	48.39
UAB	10	11	24	45.83
Rice	10	6	14	42.86
UTSA	10	9	23	39.13
Charlotte	10	8	22	36.36
Tulsa	10	7	22	31.82

1ST DOWNS BY PENALTY

Team	G	Rush	Pass	Pen	Total	Avg/G
Tulsa	10	77	102	29	208	20.8
South Fla.	10	85	90	26	201	20.1
North Texas	10	63	150	26	239	23.9
Memphis	11	103	128	25	256	23.27
East Carolina	10	77	121	21	219	21.9
UTSA	10	74	128	20	222	22.2
Tulane	11	129	99	20	248	22.55
Rice	10	59	97	19	175	17.5
Fla. Atlantic	10	77	94	19	190	19
Charlotte	10	69	86	19	174	17.4
UAB	10	79	116	17	212	21.2
Temple	10	48	100	10	158	15.8
Navy	10	119	46	9	174	17.4
Army West Point	9	156	31	9	196	21.78

OPP 4TH-DN CONVERT

Team	G	Conv.	Att.	Pct.
Tulane	11	7	22	31.82
UTSA	10	7	21	33.33
North Texas	10	9	22	40.91
Army West Point	9	13	29	44.83
Navy	10	13	28	46.43
Tulsa	10	9	19	47.37
Temple	10	9	19	47.37
South Fla.	10	9	19	47.37
Rice	10	8	15	53.33
East Carolina	10	14	25	56
Memphis	11	15	25	60
Charlotte	10	12	20	60
UAB	10	9	14	64.29
Fla. Atlantic	10	13	18	72.22



**2024-25 AAC Football
Extended Team Leaders
All games**

OPPONENT 1ST DOWNS

Team	G	Rush	Pass	Pen	Total	Avg/G
Army West Point	9	58	81	11	150	16.67
Tulane	11	59	90	23	172	15.64
Rice	10	91	68	16	175	17.5
Memphis	11	57	110	18	185	16.82
UTSA	10	53	106	35	194	19.4
Navy	10	87	94	16	197	19.7
Temple	10	101	85	17	203	20.3
East Carolina	10	79	104	20	203	20.3
Tulsa	10	77	125	11	213	21.3
South Fla.	10	83	110	25	218	21.8
Fla. Atlantic	10	104	96	21	221	22.1
UAB	10	127	73	26	226	22.6
Charlotte	10	115	88	25	228	22.8
North Texas	10	104	109	18	231	23.1



**2024-25 AAC Football
Extended Team Leaders
All games**

SACKS BY

Team	G	No.	Yards	Avg/G
UTSA	10	30	223	3
Tulane	11	30	197	2.73
South Fla.	10	28	187	2.8
Rice	10	28	192	2.8
Memphis	11	23	166	2.09
Navy	10	22	134	2.2
Army West Point	9	20	112	2.22
North Texas	10	18	106	1.8
East Carolina	10	18	110	1.8
UAB	10	16	80	1.6
Tulsa	10	16	101	1.6
Charlotte	10	16	119	1.6
Temple	10	13	69	1.3
Fla. Atlantic	10	12	62	1.2

KICKOFF COVERAGE

Team	G	No	Yards	Avg.	Ret.	TB	NetAvg
Temple	10	43	2701	62.81	193	24	33.84
East Carolina	10	61	3693	60.54	539	16	44.34
Army West Point	9	57	3498	61.37	431	22	49.25
Memphis	11	70	4501	64.3	34	62	38.59
Tulane	11	82	5193	63.33	459	54	40.74
Tulsa	10	50	3065	61.3	435	20	37.82
UTSA	10	61	3874	63.51	235	48	40.11
Rice	10	46	2872	62.43	129	35	33.07
South Fla.	10	57	3413	59.88	371	26	42.88
Fla. Atlantic	10	46	2895	62.93	209	31	37.87
Charlotte	10	42	2683	63.88	276	31	26.95
Navy	10	59	3402	57.66	656	17	43.83
UAB	10	57	3430	60.18	365	30	36.63
North Texas	10	63	3721	59.06	280	37	35.43

SACKS AGAINST

Team	G	No.	Yards	Avg/G
Army West Point	9	3	20	0.33
Rice	10	8	66	0.8
Navy	10	9	55	0.9
North Texas	10	12	66	1.2
Tulane	11	14	103	1.27
Memphis	11	15	94	1.36
East Carolina	10	17	96	1.7
Tulsa	10	20	145	2
UTSA	10	26	156	2.6
UAB	10	29	192	2.9
Temple	10	29	172	2.9
Fla. Atlantic	10	29	167	2.9
South Fla.	10	30	182	3
Charlotte	10	32	256	3.2

RED ZONE OFFENSE

Team	G	Scores	Pct.	TDs	(R-P)	FGs	TurnO
Army West Point	9	35 - 38	92.11	30	27 - 3	5 - 5	0
Tulane	11	51 - 56	91.07	40	28 - 12	11 - 12	3
Navy	10	28 - 31	90.32	26	22 - 4	2 - 3	2
Charlotte	10	22 - 25	88.00	15	10 - 5	7 - 7	3
Memphis	11	46 - 53	86.79	38	25 - 13	8 - 12	3
UTSA	10	37 - 43	86.05	26	8 - 18	11 - 12	5
UAB	10	29 - 35	82.86	16	5 - 11	13 - 13	6
South Fla.	10	32 - 39	82.05	24	16 - 8	8 - 9	5
North Texas	10	34 - 44	77.27	26	11 - 15	8 - 9	7
Tulsa	10	22 - 29	75.86	16	5 - 11	6 - 8	5
East Carolina	10	28 - 37	75.68	22	11 - 11	6 - 8	5
Temple	10	18 - 24	75.00	12	6 - 6	6 - 8	3
Rice	10	22 - 32	68.75	15	9 - 6	7 - 10	6
Fla. Atlantic	10	26 - 38	68.42	21	15 - 6	5 - 9	7

PENALTIES

Team	G	No.	Yards	Avg/G
Army West Point	9	38	361	40.11
Navy	10	53	442	44.2
Temple	10	58	481	48.1
Memphis	11	61	536	48.73
Rice	10	66	534	53.4
Tulane	11	74	598	54.36
Tulsa	10	63	547	54.7
Fla. Atlantic	10	71	547	54.7
North Texas	10	75	619	61.9
East Carolina	10	77	625	62.5
South Fla.	10	80	663	66.3
Charlotte	10	85	687	68.7
UAB	10	80	701	70.1
UTSA	10	91	869	86.9

RED ZONE DEFENSE

Team	G	Scores	Pct.	TDs	(R-P)	FGs	TurnO
Army West Point	9	10 - 20	50.00	8	3 - 5	2 - 3	8
Navy	10	26 - 36	72.22	21	14 - 7	5 - 7	8
UTSA	10	26 - 35	74.29	20	9 - 11	6 - 8	7
Charlotte	10	37 - 48	77.08	27	21 - 6	10 - 13	6
South Fla.	10	27 - 34	79.41	23	14 - 9	4 - 6	5
East Carolina	10	27 - 34	79.41	20	10 - 10	7 - 8	4
Fla. Atlantic	10	33 - 40	82.50	24	13 - 11	9 - 11	4
Tulane	11	24 - 29	82.76	13	9 - 4	11 - 12	4
Rice	10	21 - 25	84.00	16	11 - 5	5 - 7	2
Memphis	11	29 - 34	85.29	22	14 - 8	7 - 7	5
Temple	10	33 - 38	86.84	29	19 - 10	4 - 6	2
Tulsa	10	31 - 35	88.57	28	12 - 16	3 - 3	3
UAB	10	41 - 46	89.13	33	23 - 10	8 - 11	2
North Texas	10	40 - 43	93.02	28	18 - 10	12 - 13	1



OPPONENT PENALTIES

Team	G	No.	Yards	Avg/G
Tulsa	10	84	823	82.3
South Fla.	10	86	788	78.8
East Carolina	10	79	694	69.4
Fla. Atlantic	10	70	605	60.5
North Texas	10	67	599	59.9
Charlotte	10	68	575	57.5
UAB	10	61	556	55.6
UTSA	10	68	545	54.5
Rice	10	58	543	54.3
Navy	10	65	543	54.3
Memphis	11	69	537	48.82
Temple	10	52	454	45.4
Tulane	11	65	489	44.45
Army West Point	9	40	336	37.33

TIME OF POSSESSION

Team	G	Total possession	Avg/G
Tulane	11	384:02	34:55
Army West Point	9	313:45	34:52
Memphis	11	366:00	33:16
UTSA	10	327:13	32:43
Tulsa	10	301:50	30:11
Temple	10	301:25	30:08
Navy	10	297:01	29:42
Fla. Atlantic	10	294:27	29:26
Charlotte	10	293:45	29:22
UAB	10	290:25	29:02
Rice	10	274:56	27:29
North Texas	10	265:45	26:35
South Fla.	10	248:41	24:52
East Carolina	10	248:43	24:52



INDIVIDUAL PLAYER GAME HIGHS

Points scored	
30	Bryson Daily (Army West Point) vs East Carolina (10/19/2024)
24	Kam Shanks (UAB) vs Tulsa (11/02/2024)
24	Mario Anderson Jr. (Memphis) vs North Texas (10/19/2024)
24	Bryson Daily (Army West Point) vs UAB (10/12/2024)
24	Blake Horvath (Navy) vs Memphis (09/21/2024)
Touchdowns	
5	Bryson Daily (Army West Point) vs East Carolina (10/19/2024)
4	Kam Shanks (UAB) vs Tulsa (11/02/2024)
4	Mario Anderson Jr. (Memphis) vs North Texas (10/19/2024)
4	Bryson Daily (Army West Point) vs UAB (10/12/2024)
4	Blake Horvath (Navy) vs Memphis (09/21/2024)
TD responsibility	
6	Katin Houser (East Carolina) vs Fla. Atlantic (11/07/2024) [1r,5p]
6	Jalen Kitna (UAB) vs Tulsa (11/02/2024) [0r,6p]
6	Bryson Daily (Army West Point) vs East Carolina (10/19/2024) [5r,1p]
6	Blake Horvath (Navy) vs Memphis (09/21/2024) [4r,2p]
6	Evan Simon (Temple) vs Utah St. (09/21/2024) [1r,5p]
Points scored kicking	
16	Tate Sandell (UTSA) vs North Texas (11/15/2024) [4fg,4pat]
Total offense yards	
516	Chandler Morris (North Texas) at Memphis (10/19/2024) [71r,445p]
469	Chandler Morris (North Texas) vs Tulane (10/26/2024) [20r,449p]
Total offense plays	
71	Chandler Morris (North Texas) at Memphis (10/19/2024) [10r,61p]
64	Jalen Kitna (UAB) at South Fla. (10/19/2024) [8r,56p]
64	Seth Henigan (Memphis) at Navy (09/21/2024) [8r,56p]
Total offense yards/play	
71	Iverson Hooks (UAB) at Memphis (11/16/2024) [71-1]
41	DT Sheffield (North Texas) at Memphis (10/19/2024) [82-2]
Rushing yards	
211	Blake Horvath (Navy) vs Memphis (09/21/2024)
195	Makhi Hughes (Tulane) at North Texas (10/26/2024)
Rushing attempts	
36	Bryson Daily (Army West Point) at North Texas (11/09/2024)
32	Mario Anderson Jr. (Memphis) vs Charlotte (10/26/2024)
Yards per rush	
41	DT Sheffield (North Texas) at Memphis (10/19/2024) [82-2]
40	Kobie Campbell (Rice) vs Texas Southern (09/07/2024) [40-1]
Rushing TDs	
5	Bryson Daily (Army West Point) vs East Carolina (10/19/2024)
4	Mario Anderson Jr. (Memphis) vs North Texas (10/19/2024)
4	Bryson Daily (Army West Point) vs UAB (10/12/2024)
4	Blake Horvath (Navy) vs Memphis (09/21/2024)
Longest rush	
90	Blake Horvath (Navy) vs Memphis (09/21/2024)
83	Robert Henry (UTSA) vs North Texas (11/15/2024)
Passing yards	
454	Seth Henigan (Memphis) at UTSA (11/02/2024)
449	Chandler Morris (North Texas) vs Tulane (10/26/2024)
Passing attempts	
61	Chandler Morris (North Texas) at Memphis (10/19/2024)
57	Chandler Morris (North Texas) vs Tulane (10/26/2024)



**2024-25 AAC Football
Conference Individual Game Highs
All games**

Passing TDs	
6	Jalen Kitna (UAB) vs Tulsa (11/02/2024)
5	Katin Houser (East Carolina) vs Fla. Atlantic (11/07/2024)
5	Cooper Legas (Tulsa) vs UTSA (10/26/2024)
5	Katin Houser (East Carolina) vs Temple (10/26/2024)
5	Chandler Morris (North Texas) vs Tulsa (09/28/2024)
5	Evan Simon (Temple) vs Utah St. (09/21/2024)
Longest pass	
96	Chandler Morris (North Texas) vs Tulsa (09/28/2024)
91	Evan Simon (Temple) vs Utah St. (09/21/2024)
Passes completed	
38	Chandler Morris (North Texas) vs Tulane (10/26/2024)
36	Chandler Morris (North Texas) at Memphis (10/19/2024)
Had intercepted	
4	Jake Garcia (East Carolina) at Old Dominion (09/07/2024)
3	Katin Houser (East Carolina) at Tulsa (11/14/2024)
3	Evan Simon (Temple) at East Carolina (10/26/2024)
3	Max Brown (Charlotte) at Navy (10/19/2024)
3	E.J. Warner (Rice) at Tulane (10/19/2024)
3	Jalen Kitna (UAB) vs Tulane (10/05/2024)
3	Chandler Morris (North Texas) at Texas Tech (09/14/2024)
3	Chandler Morris (North Texas) vs SFA (09/07/2024)
3	Jake Garcia (East Carolina) vs Norfolk St. (08/31/2024)
Pass completion pct	
100	Iverson Hooks (UAB) at Memphis (11/16/2024) [1-1]
100	Harrison Barker (UAB) vs Tulsa (11/02/2024) [1-1]
100	David Amador II (UTSA) vs Memphis (11/02/2024) [1-1]
100	Eddie Lee Marburger (UTSA) at Tulsa (10/26/2024) [1-1]
100	Kajiya Hollawayne (Temple) vs Tulsa (10/19/2024) [1-1]
100	Nate Rogers (UAB) vs Tulane (10/05/2024) [1-1]
100	Cardell Williams (Tulsa) vs Army West Point (10/05/2024) [1-1]
100	Bryson Daily (Army West Point) at Tulsa (10/05/2024) [5-5]
100	Dewayne Coleman (Army West Point) at Tulsa (10/05/2024) [1-1]
100	Carson Cruver (Fla. Atlantic) vs Wagner (09/28/2024) [1-1]
100	Ty Thompson (Tulane) vs South Fla. (09/28/2024) [1-1]
100	Dewayne Coleman (Army West Point) at Temple (09/26/2024) [1-1]
100	Sean Atkins (South Fla.) vs Miami (FL) (09/21/2024) [1-1]
100	Drew Mestemaker (North Texas) vs Wyoming (09/21/2024) [2-2]
100	Alex Tecza (Navy) vs Memphis (09/21/2024) [1-1]
100	Harris Boyd (Memphis) at Navy (09/21/2024) [1-1]
100	James Wagenseller (Army West Point) vs Rice (09/21/2024) [1-1]
100	Quinton Jackson (Rice) at Army West Point (09/21/2024) [1-1]
100	Ty Thompson (Tulane) at Oklahoma (09/14/2024) [1-1]
100	Cardell Williams (Tulsa) vs Oklahoma St. (09/14/2024) [1-1]
100	Stephen Kittleman (Tulsa) vs Oklahoma St. (09/14/2024) [2-2]
100	Drew Devillier (Rice) vs Texas Southern (09/07/2024) [2-2]
100	Bryce Archie (South Fla.) at Alabama (09/07/2024) [1-1]
100	Katin Houser (East Carolina) vs Norfolk St. (08/31/2024) [3-3]
100	Wyatt Young (North Texas) at South Alabama (08/31/2024) [1-1]
100	Dewayne Coleman (Army West Point) vs Lehigh (08/30/2024) [2-2]
100	Kai Horton (Tulane) vs Southeastern La. (08/29/2024) [1-1]
Pass yards/attempt	
71	Iverson Hooks (UAB) at Memphis (11/16/2024) [71-1]
31	Wyatt Young (North Texas) at South Alabama (08/31/2024) [31-1]
Pass yards/catch	
71	Iverson Hooks (UAB) at Memphis (11/16/2024) [71-1]



**2024-25 AAC Football
Conference Individual Game Highs
All games**

44	Bryson Daily (Army West Point) at Fla. Atlantic (09/07/2024) [44-1]
Receiving yards	
230	Damon Ward Jr. (North Texas) at South Alabama (08/31/2024)
158	Joseph Williams (Tulsa) vs East Carolina (11/14/2024)
Receptions	
14	Dante Wright (Temple) vs Fla. Atlantic (11/16/2024)
12	Damon Ward Jr. (North Texas) at South Alabama (08/31/2024)
Yards per catch	
109	Dean Connors (Rice) vs UTSA (10/12/2024) [5-109]
104	DT Sheffield (North Texas) at Fla. Atlantic (10/12/2024) [11-126]
Receiving TDs	
3	Joseph Williams (Tulsa) vs East Carolina (11/14/2024)
3	Kam Shanks (UAB) vs Tulsa (11/02/2024)
3	Kamdyn Benjamin (Tulsa) vs UTSA (10/26/2024)
3	DT Sheffield (North Texas) vs SFA (09/07/2024)
Longest reception	
96	Blair Conwright (North Texas) vs Tulsa (09/28/2024)
91	Dante Wright (Temple) vs Utah St. (09/21/2024)
Field goal attempts	
6	Maddux Trujillo (Temple) vs Fla. Atlantic (11/16/2024)
5	Tate Sandell (UTSA) vs Memphis (11/02/2024)
Field goals made	
4	Maddux Trujillo (Temple) vs Fla. Atlantic (11/16/2024)
4	Tate Sandell (UTSA) vs North Texas (11/15/2024)
4	Jonah Delange (UAB) at South Fla. (10/19/2024)
Longest field goal	
64	Maddux Trujillo (Temple) vs Utah St. (09/21/2024)
60	Maddux Trujillo (Temple) at UConn (10/05/2024)
Field goal pct	
100	Jonah Delange (UAB) at Memphis (11/16/2024) [1-1]
100	John Cannon (South Fla.) at Charlotte (11/16/2024) [1-1]
100	Stephen Rusnak (Charlotte) vs South Fla. (11/16/2024) [1-1]
100	Tate Sandell (UTSA) vs North Texas (11/15/2024) [4-4]
100	Andrew Conrad (East Carolina) at Tulsa (11/14/2024) [1-1]
100	Patrick Durkin (Tulane) vs Temple (11/09/2024) [1-1]
100	Kali Nguma (North Texas) vs Army West Point (11/09/2024) [1-1]
100	Jonah Delange (UAB) vs UConn (11/09/2024) [3-3]
100	Tristian Vandenberg (Memphis) vs Rice (11/08/2024) [2-2]
100	Tim Horn (Rice) at Memphis (11/08/2024) [2-2]
100	Nathan Kirkwood (Navy) at Rice (11/02/2024) [1-1]
100	Trey Gronotte (Army West Point) vs Air Force (11/02/2024) [2-2]
100	Caden Costa (Memphis) at UTSA (11/02/2024) [1-1]
100	Stephen Rusnak (Charlotte) vs Tulane (10/31/2024) [1-1]
100	Tim Horn (Rice) at UConn (10/26/2024) [1-1]
100	Seth Morgan (Tulsa) vs UTSA (10/26/2024) [1-1]
100	Tate Sandell (UTSA) at Tulsa (10/26/2024) [1-1]
100	Kali Nguma (North Texas) vs Tulane (10/26/2024) [1-1]
100	Jacob Barnes (Tulane) at North Texas (10/26/2024) [1-1]
100	Kali Nguma (North Texas) at Memphis (10/19/2024) [1-1]
100	Tristian Vandenberg (Memphis) vs North Texas (10/19/2024) [1-1]
100	Jonah Delange (UAB) at South Fla. (10/19/2024) [4-4]
100	Stephen Rusnak (Charlotte) at Navy (10/19/2024) [1-1]
100	Nathan Kirkwood (Navy) vs Charlotte (10/19/2024) [1-1]
100	Tate Sandell (UTSA) vs Fla. Atlantic (10/19/2024) [3-3]
100	Carter Davis (Fla. Atlantic) at UTSA (10/19/2024) [1-1]



**2024-25 AAC Football
Conference Individual Game Highs
All games**

100	Jacob Barnes (Tulane) vs Rice (10/19/2024) [1-1]
100	Tim Horn (Rice) at Tulane (10/19/2024) [1-1]
100	Seth Morgan (Tulsa) at Temple (10/19/2024) [1-1]
100	Maddux Trujillo (Temple) vs Tulsa (10/19/2024) [2-2]
100	Trey Gronotte (Army West Point) vs East Carolina (10/19/2024) [1-1]
100	Morgan Suarez (Fla. Atlantic) vs North Texas (10/12/2024) [3-3]
100	Kali Nguma (North Texas) at Fla. Atlantic (10/12/2024) [2-2]
100	Tate Sandell (UTSA) at Rice (10/12/2024) [2-2]
100	Nico Gramatica (South Fla.) vs Memphis (N) (10/12/2024) [1-1]
100	Jonah Delange (UAB) at Army West Point (10/12/2024) [1-1]
100	Trey Gronotte (Army West Point) vs UAB (10/12/2024) [1-1]
100	Stephen Rusnak (Charlotte) vs East Carolina (10/05/2024) [2-2]
100	Noah Perez (East Carolina) at Charlotte (10/05/2024) [1-1]
100	Jonah Delange (UAB) vs Tulane (10/05/2024) [2-2]
100	Ethan Head (Tulane) at UAB (10/05/2024) [1-1]
100	Kali Nguma (North Texas) vs Tulsa (09/28/2024) [1-1]
100	Seth Morgan (Tulsa) at North Texas (09/28/2024) [2-2]
100	Morgan Suarez (Fla. Atlantic) vs Wagner (09/28/2024) [1-1]
100	Carter Davis (Fla. Atlantic) vs Wagner (09/28/2024) [1-1]
100	Chase Allen (UTSA) at East Carolina (09/28/2024) [2-2]
100	Noah Perez (East Carolina) vs UTSA (09/28/2024) [3-3]
100	Ethan Head (Tulane) vs South Fla. (09/28/2024) [1-1]
100	Jonah Delange (UAB) vs Navy (09/28/2024) [1-1]
100	Nathan Kirkwood (Navy) at UAB (09/28/2024) [2-2]
100	John Cannon (South Fla.) at Tulane (09/28/2024) [1-1]
100	Nico Gramatica (South Fla.) vs Miami (FL) (09/21/2024) [2-2]
100	Seth Morgan (Tulsa) at Louisiana Tech (09/21/2024) [3-3]
100	Kali Nguma (North Texas) vs Wyoming (09/21/2024) [3-3]
100	Caden Costa (Memphis) at Navy (09/21/2024) [1-1]
100	Chase Allen (UTSA) vs Houston Christian (09/21/2024) [1-1]
100	Maddux Trujillo (Temple) vs Utah St. (09/21/2024) [1-1]
100	Stephen Rusnak (Charlotte) vs Gardner-Webb (09/14/2024) [2-2]
100	Jonah Delange (UAB) at Arkansas (09/14/2024) [2-2]
100	Enock Gota (Rice) vs Texas Southern (09/07/2024) [2-2]
100	Seth Morgan (Tulsa) at Arkansas St. (09/07/2024) [1-1]
100	Jonah Delange (UAB) at ULM (09/07/2024) [2-2]
100	Andrew Conrad (East Carolina) at Old Dominion (09/07/2024) [2-2]
100	Maddux Trujillo (Temple) at Navy (09/07/2024) [1-1]
100	Kyle Cunanan (Charlotte) at North Carolina (09/07/2024) [2-2]
100	Chase Allen (UTSA) at Texas St. (09/07/2024) [1-1]
100	Trey Gronotte (Army West Point) at Fla. Atlantic (09/07/2024) [1-1]
100	Jacob Barnes (Tulane) vs Kansas St. (09/07/2024) [2-2]
100	Caden Costa (Memphis) vs Troy (09/07/2024) [1-1]
100	John Cannon (South Fla.) vs Bethune-Cookman (08/31/2024) [2-2]
100	Morgan Suarez (Fla. Atlantic) at Michigan St. (08/30/2024) [1-1]
100	Maddux Trujillo (Temple) at Oklahoma (08/30/2024) [1-1]
100	Jacob Barnes (Tulane) vs Southeastern La. (08/29/2024) [1-1]
100	Jonah Delange (UAB) vs Alcorn (08/29/2024) [2-2]
PAT kicks attempted	
9	Seth Morgan (Tulsa) vs Northwestern St. (08/29/2024)
PAT kicks made	
8	John Cannon (South Fla.) at Charlotte (11/16/2024)
8	Jonah Delange (UAB) vs Tulsa (11/02/2024)
8	Nathan Kirkwood (Navy) vs Memphis (09/21/2024)
8	Enock Gota (Rice) vs Texas Southern (09/07/2024)
8	Seth Morgan (Tulsa) vs Northwestern St. (08/29/2024)



2024-25 AAC Football
Conference Individual Game Highs
All games

PAT kicks pct

100	Jonah Delange (UAB) at Memphis (11/16/2024) [1-1]
100	Tristian Vandenberg (Memphis) vs UAB (11/16/2024) [6-6]
100	Stephen Rusnak (Charlotte) vs South Fla. (11/16/2024) [3-3]
100	John Cannon (South Fla.) at Charlotte (11/16/2024) [8-8]
100	Morgan Suarez (Fla. Atlantic) at Temple (11/16/2024) [1-1]
100	Patrick Durkin (Tulane) at Navy (11/16/2024) [5-5]
100	Kali Nguma (North Texas) at UTSA (11/15/2024) [3-3]
100	Tate Sandell (UTSA) vs North Texas (11/15/2024) [4-4]
100	Seth Morgan (Tulsa) vs East Carolina (11/14/2024) [4-4]
100	Patrick Durkin (Tulane) vs Temple (11/09/2024) [6-6]
100	Ethan Head (Tulane) vs Temple (11/09/2024) [1-1]
100	Trey Gronotte (Army West Point) at North Texas (11/09/2024) [2-2]
100	Jonah Delange (UAB) vs UConn (11/09/2024) [2-2]
100	Nathan Kirkwood (Navy) at South Fla. (11/09/2024) [4-4]
100	John Cannon (South Fla.) vs Navy (11/09/2024) [1-1]
100	Tristian Vandenberg (Memphis) vs Rice (11/08/2024) [3-3]
100	Tim Horn (Rice) at Memphis (11/08/2024) [2-2]
100	Andrew Conrad (East Carolina) vs Fla. Atlantic (11/07/2024) [7-7]
100	Morgan Suarez (Fla. Atlantic) at East Carolina (11/07/2024) [2-2]
100	Nathan Kirkwood (Navy) at Rice (11/02/2024) [1-1]
100	Tim Horn (Rice) vs Navy (11/02/2024) [3-3]
100	Jonah Delange (UAB) vs Tulsa (11/02/2024) [8-8]
100	Seth Morgan (Tulsa) at UAB (11/02/2024) [3-3]
100	Trey Gronotte (Army West Point) vs Air Force (11/02/2024) [2-2]
100	Tate Sandell (UTSA) vs Memphis (11/02/2024) [5-5]
100	Morgan Suarez (Fla. Atlantic) vs South Fla. (11/01/2024) [3-3]
100	John Cannon (South Fla.) at Fla. Atlantic (11/01/2024) [5-5]
100	Jacob Barnes (Tulane) at Charlotte (10/31/2024) [4-4]
100	Tim Horn (Rice) at UConn (10/26/2024) [1-1]
100	Seth Morgan (Tulsa) vs UTSA (10/26/2024) [5-5]
100	Andrew Conrad (East Carolina) vs Temple (10/26/2024) [5-5]
100	Maddux Trujillo (Temple) at East Carolina (10/26/2024) [4-4]
100	Nathan Kirkwood (Navy) vs Notre Dame (N) (10/26/2024) [2-2]
100	Kali Nguma (North Texas) vs Tulane (10/26/2024) [4-4]
100	Tristian Vandenberg (Memphis) vs Charlotte (10/26/2024) [4-4]
100	Stephen Rusnak (Charlotte) at Memphis (10/26/2024) [4-4]
100	Tristian Vandenberg (Memphis) vs North Texas (10/19/2024) [4-4]
100	Caden Costa (Memphis) vs North Texas (10/19/2024) [3-3]
100	Kali Nguma (North Texas) at Memphis (10/19/2024) [5-5]
100	Stephen Rusnak (Charlotte) at Navy (10/19/2024) [2-2]
100	Jonah Delange (UAB) at South Fla. (10/19/2024) [1-1]
100	John Cannon (South Fla.) vs UAB (10/19/2024) [3-3]
100	Morgan Suarez (Fla. Atlantic) at UTSA (10/19/2024) [3-3]
100	Tate Sandell (UTSA) vs Fla. Atlantic (10/19/2024) [3-3]
100	Tim Horn (Rice) at Tulane (10/19/2024) [1-1]
100	Jacob Barnes (Tulane) vs Rice (10/19/2024) [3-3]
100	Maddux Trujillo (Temple) vs Tulsa (10/19/2024) [2-2]
100	Seth Morgan (Tulsa) at Temple (10/19/2024) [1-1]
100	Noah Perez (East Carolina) at Army West Point (10/19/2024) [2-2]
100	Trey Gronotte (Army West Point) vs East Carolina (10/19/2024) [6-6]
100	Morgan Suarez (Fla. Atlantic) vs North Texas (10/12/2024) [4-4]
100	Kali Nguma (North Texas) at Fla. Atlantic (10/12/2024) [5-5]
100	Tate Sandell (UTSA) at Rice (10/12/2024) [3-3]
100	Caden Costa (Memphis) vs South Fla. (N) (10/12/2024) [3-3]
100	Jonah Delange (UAB) at Army West Point (10/12/2024) [1-1]



2024-25 AAC Football
Conference Individual Game Highs
All games

100 Trey Gronotte (Army West Point) vs UAB (10/12/2024) [4-4]
100 Dawson Jones (Army West Point) vs UAB (10/12/2024) [1-1]
100 Maddux Trujillo (Temple) at UConn (10/05/2024) [2-2]
100 Noah Perez (East Carolina) at Charlotte (10/05/2024) [3-3]
100 Stephen Rusnak (Charlotte) vs East Carolina (10/05/2024) [7-7]
100 Jonah Delange (UAB) vs Tulane (10/05/2024) [2-2]
100 Jacob Barnes (Tulane) at UAB (10/05/2024) [3-3]
100 Seth Morgan (Tulsa) vs Army West Point (10/05/2024) [1-1]
100 Trey Gronotte (Army West Point) at Tulsa (10/05/2024) [7-7]
100 Caden Costa (Memphis) vs Middle Tenn. (09/28/2024) [3-3]
100 Kali Nguma (North Texas) vs Tulsa (09/28/2024) [7-7]
100 Seth Morgan (Tulsa) at North Texas (09/28/2024) [1-1]
100 Troop O'Neal (Tulsa) at North Texas (09/28/2024) [1-1]
100 Morgan Suarez (Fla. Atlantic) vs Wagner (09/28/2024) [5-5]
100 Stephen Rusnak (Charlotte) at Rice (09/28/2024) [3-3]
100 Enock Gota (Rice) vs Charlotte (09/28/2024) [2-2]
100 Noah Perez (East Carolina) vs UTSA (09/28/2024) [3-3]
100 Chase Allen (UTSA) at East Carolina (09/28/2024) [2-2]
100 Jonah Delange (UAB) vs Navy (09/28/2024) [1-1]
100 Nathan Kirkwood (Navy) at UAB (09/28/2024) [5-5]
100 John Cannon (South Fla.) at Tulane (09/28/2024) [1-1]
100 Ethan Head (Tulane) vs South Fla. (09/28/2024) [6-6]
100 Trey Gronotte (Army West Point) at Temple (09/26/2024) [6-6]
100 Morgan Suarez (Fla. Atlantic) at UConn (09/21/2024) [2-2]
100 Seth Morgan (Tulsa) at Louisiana Tech (09/21/2024) [2-2]
100 Kali Nguma (North Texas) vs Wyoming (09/21/2024) [5-5]
100 Andrew Conrad (East Carolina) at Liberty (09/21/2024) [3-3]
100 Nathan Kirkwood (Navy) vs Memphis (09/21/2024) [8-8]
100 Caden Costa (Memphis) at Navy (09/21/2024) [3-3]
100 Chase Allen (UTSA) vs Houston Christian (09/21/2024) [3-3]
100 Tate Sandell (UTSA) vs Houston Christian (09/21/2024) [3-3]
100 Maddux Trujillo (Temple) vs Utah St. (09/21/2024) [6-6]
100 Stephen Rusnak (Charlotte) at Indiana (09/21/2024) [2-2]
100 Enock Gota (Rice) at Army West Point (09/21/2024) [2-2]
100 Trey Gronotte (Army West Point) vs Rice (09/21/2024) [5-5]
100 Ethan Head (Tulane) at Louisiana (09/21/2024) [5-5]
100 Enock Gota (Rice) at Houston (09/14/2024) [1-1]
100 John Cannon (South Fla.) at Southern Miss. (09/14/2024) [7-7]
100 Chase Allen (UTSA) at Texas (09/14/2024) [1-1]
100 Morgan Suarez (Fla. Atlantic) vs FIU (09/14/2024) [5-5]
100 Stephen Rusnak (Charlotte) vs Gardner-Webb (09/14/2024) [1-1]
100 Jonah Delange (UAB) at Arkansas (09/14/2024) [3-3]
100 Maddux Trujillo (Temple) vs Coastal Carolina (09/14/2024) [2-2]
100 Caden Costa (Memphis) at Florida St. (09/14/2024) [2-2]
100 Kali Nguma (North Texas) at Texas Tech (09/14/2024) [3-3]
100 Seth Morgan (Tulsa) vs Oklahoma St. (09/14/2024) [1-1]
100 Kali Nguma (North Texas) vs SFA (09/07/2024) [5-5]
100 Seth Morgan (Tulsa) at Arkansas St. (09/07/2024) [3-3]
100 John Cannon (South Fla.) at Alabama (09/07/2024) [1-1]
100 Tim Horn (Rice) vs Texas Southern (09/07/2024) [1-1]
100 Enock Gota (Rice) vs Texas Southern (09/07/2024) [8-8]
100 Kyle Cunanan (Charlotte) at North Carolina (09/07/2024) [2-2]
100 Nathan Kirkwood (Navy) vs Temple (09/07/2024) [4-4]
100 Chase Allen (UTSA) at Texas St. (09/07/2024) [1-1]
100 Morgan Suarez (Fla. Atlantic) vs Army West Point (09/07/2024) [1-1]
100 Trey Gronotte (Army West Point) at Fla. Atlantic (09/07/2024) [3-3]
100 Caden Costa (Memphis) vs Troy (09/07/2024) [5-5]



**2024-25 AAC Football
Conference Individual Game Highs
All games**

100	Jacob Barnes (Tulane) vs Kansas St. (09/07/2024) [3-3]
100	Kyle Cunanan (Charlotte) vs James Madison (08/31/2024) [1-1]
100	John Cannon (South Fla.) vs Bethune-Cookman (08/31/2024) [4-4]
100	Ty Ippolito (South Fla.) vs Bethune-Cookman (08/31/2024) [1-1]
100	Nico Gramatica (South Fla.) vs Bethune-Cookman (08/31/2024) [1-1]
100	Tim Horn (Rice) vs Sam Houston (08/31/2024) [2-2]
100	Andrew Conrad (East Carolina) vs Norfolk St. (08/31/2024) [6-6]
100	Kali Nguma (North Texas) at South Alabama (08/31/2024) [7-7]
100	Chase Allen (UTSA) vs Kennesaw St. (08/31/2024) [4-4]
100	Morgan Suarez (Fla. Atlantic) at Michigan St. (08/30/2024) [1-1]
100	Trey Gronotte (Army West Point) vs Lehigh (08/30/2024) [6-6]
100	Jonah Delange (UAB) vs Alcorn (08/29/2024) [5-5]
100	Jacob Barnes (Tulane) vs Southeastern La. (08/29/2024) [7-7]
Punts	
11	Dante Atton (Temple) at Tulane (11/09/2024)
10	Angus Davies (Tulsa) at Louisiana Tech (09/21/2024)
10	Alex Bacchetta (Rice) at Houston (09/14/2024)
Yards punted	
412	Dante Atton (Temple) at Tulane (11/09/2024) [11-412]
353	Andrew Stokes (South Fla.) vs UAB (10/19/2024) [8-353]
Longest punt	
78	Will Karoll (Tulane) at Oklahoma (09/14/2024)
Punting avg	
64	Patrick Foley (UAB) vs Alcorn (08/29/2024) [64-1]
Punt returns	
5	Sean Atkins (South Fla.) vs Navy (11/09/2024)
5	Tyson Thompson (Rice) vs Navy (11/02/2024)
Punt return yards	
139	Kam Shanks (UAB) vs Tulsa (11/02/2024)
98	Kam Shanks (UAB) vs Alcorn (08/29/2024)
Longest punt return	
66	Kamdyn Benjamin (Tulsa) vs Northwestern St. (08/29/2024)
58	Kam Shanks (UAB) vs Tulsa (11/02/2024)
Punt return avg	
36	Koby Drake (Memphis) vs Troy (09/07/2024) [36-1]
34.8	Kam Shanks (UAB) vs Tulsa (11/02/2024) [139-4]
Kick returns	
6	Shaadie Clayton-Johnson (Tulane) vs Kansas St. (09/07/2024)
6	Juwaun Price (North Texas) at South Alabama (08/31/2024)
Kick return yards	
168	Henry Rutledge (Charlotte) at Navy (10/19/2024)
153	Rayshawn Pleasant (Tulane) at Louisiana (09/21/2024)
Kick return avg	
100	Rayshawn Pleasant (Tulane) at UAB (10/05/2024) [100-1]
72.5	Quinton Jackson (Rice) at UConn (10/26/2024) [145-2]
Longest kick return	
100	Quinton Jackson (Rice) at UConn (10/26/2024)
100	Rayshawn Pleasant (Tulane) at UAB (10/05/2024)
100	Lloyd Avant (Tulsa) vs Northwestern St. (08/29/2024)
Kick return TDs	
1	Quinton Jackson (Rice) at UConn (10/26/2024)
1	Winston Wright Jr. (East Carolina) at Charlotte (10/05/2024)
1	Rayshawn Pleasant (Tulane) at UAB (10/05/2024)
1	Rayshawn Pleasant (Tulane) at Louisiana (09/21/2024)
1	Lloyd Avant (Tulsa) vs Northwestern St. (08/29/2024)



**2024-25 AAC Football
Conference Individual Game Highs
All games**

Combined PR/KR yards	
177	Henry Rutledge (Charlotte) at Navy (10/19/2024) [9pr,168kr]
153	Rayshawn Pleasant (Tulane) at Louisiana (09/21/2024) [0pr,153kr]
Interceptions	
2	Zah Frazier (UTSA) vs North Texas (11/15/2024)
2	Ja'Marley Riddle (East Carolina) vs Temple (10/26/2024)
2	Dashaun Peele (Navy) vs Charlotte (10/19/2024)
2	Jayden Williams (Fla. Atlantic) at UTSA (10/19/2024)
2	Casey Larkin (Army West Point) vs UAB (10/12/2024)
2	Evan Jackson (North Texas) vs Tulsa (09/28/2024)
2	Zah Frazier (UTSA) at East Carolina (09/28/2024)
2	Al-Ma'hi Ali (Charlotte) vs Gardner-Webb (09/14/2024)
Interception return yds	
145	Dashaun Peele (Navy) vs Charlotte (10/19/2024)
100	Rayshawn Pleasant (Tulane) vs Southeastern La. (08/29/2024)
Interception return avg	
100	Rayshawn Pleasant (Tulane) vs Southeastern La. (08/29/2024) [100-1]
86	Rayuan Lane (Navy) vs Memphis (09/21/2024) [86-1]
Longest interception rtn	
100	Rayshawn Pleasant (Tulane) vs Southeastern La. (08/29/2024)
86	Rayuan Lane (Navy) vs Memphis (09/21/2024)
All-purpose yards	
311	Kam Shanks (UAB) vs Tulsa (11/02/2024)
230	Damon Ward Jr. (North Texas) at South Alabama (08/31/2024)
Tackles	
20	Colin Ramos (Navy) vs Memphis (09/21/2024) [6-14]
Sacks	
2	Desmond Little (UAB) vs UConn (11/09/2024) [0-2]
2	Kody Harris-Miller (Army West Point) vs Air Force (11/02/2024) [0-2]
2	Ronald Triplette (UTSA) at Tulsa (10/26/2024) [0-2]
2	Chandler Martin (Memphis) vs Charlotte (10/26/2024) [2-1]
2	Everett Roussaw Jr. (UAB) at South Fla. (10/19/2024) [0-2]
2	Diwun Black (Temple) vs Tulsa (10/19/2024) [0-2]
2	Elo MODOZIE (Army West Point) vs UAB (10/12/2024) [0-2]
2	Jaxson Campbell (Navy) at Air Force (10/05/2024) [0-2]
2	Josh Percy (Rice) vs Charlotte (09/28/2024) [0-2]
2	Justin Reed (Navy) at UAB (09/28/2024) [0-2]
2	Gerrod Henderson (Tulane) vs South Fla. (09/28/2024) [0-2]
2	Blaise Tita (Rice) vs Texas Southern (09/07/2024) [2-1]
2	Roderick Brown (North Texas) at South Alabama (08/31/2024) [0-2]
Tackles for loss	
3.5	Desmond Little (UAB) vs UConn (11/09/2024) [3-1]
3	Asyrus Simon (UTSA) at Tulsa (10/26/2024) [2-2]
3	Diwun Black (Temple) vs Tulsa (10/19/2024) [3-0]
3	Justin Reed (Navy) at UAB (09/28/2024) [3-0]



**2024-25 AAC Football
Conference Individual Game Highs
All games**

200-Yard Rushing Performances	
211	Blake Horvath (Navy) vs Memphis (09/21/2024)
100-Yard Rushing Performances	
211	Blake Horvath (Navy) vs Memphis (09/21/2024)
195	Makhi Hughes (Tulane) at North Texas (10/26/2024)
193	Shane Porter (North Texas) at UTSA (11/15/2024)
183	Mario Anderson Jr. (Memphis) vs North Texas (10/19/2024)
171	Bryson Daily (Army West Point) vs East Carolina (10/19/2024)
168	Robert Henry (UTSA) vs North Texas (11/15/2024)
166	Makhi Hughes (Tulane) at Louisiana (09/21/2024)
164	Hahsaun Wilson (Charlotte) vs East Carolina (10/05/2024)
160	Noah Short (Army West Point) at Fla. Atlantic (09/07/2024)
158	Kanye Udoh (Army West Point) vs Air Force (11/02/2024)
153	Makhi Hughes (Tulane) vs Temple (11/09/2024)
153	Bryson Daily (Army West Point) at North Texas (11/09/2024)
152	Bryson Daily (Army West Point) at Temple (09/26/2024)
145	Bryson Daily (Army West Point) vs Rice (09/21/2024)
144	Mario Anderson Jr. (Memphis) vs Rice (11/08/2024)
142	Damashja Harris (North Texas) vs SFA (09/07/2024)
141	Mario Anderson Jr. (Memphis) vs Charlotte (10/26/2024)
140	Kelley Joiner (South Fla.) at Charlotte (11/16/2024)
140	Makhi Hughes (Tulane) vs Rice (10/19/2024)
138	Mario Anderson Jr. (Memphis) vs UAB (11/16/2024)
137	Kanye Udoh (Army West Point) at Tulsa (10/05/2024)
136	Bryson Daily (Army West Point) vs UAB (10/12/2024)
134	Zuberi Mobley (Fla. Atlantic) vs FIU (09/14/2024)
131	Rahjai Harris (East Carolina) at Old Dominion (09/07/2024)
130	Rahjai Harris (East Carolina) vs Temple (10/26/2024)
129	Blake Horvath (Navy) vs Notre Dame (N) (10/26/2024)
129	CJ Campbell Jr. (Fla. Atlantic) vs Wagner (09/28/2024)
128	Kanye Udoh (Army West Point) at Temple (09/26/2024)
128	Makhi Hughes (Tulane) vs Kansas St. (09/07/2024)
125	Brandon Thomas (Memphis) at Navy (09/21/2024)
125	Mario Anderson Jr. (Memphis) vs Troy (09/07/2024)
122	Blake Horvath (Navy) vs Temple (09/07/2024)
121	Dean Connors (Rice) vs Charlotte (09/28/2024)
120	Shane Porter (North Texas) vs Wyoming (09/21/2024)
119	Makhi Hughes (Tulane) at UAB (10/05/2024)
118	Mario Anderson Jr. (Memphis) vs Middle Tenn. (09/28/2024)
117	Nay'Quan Wright (South Fla.) at Fla. Atlantic (11/01/2024)
117	Makhi Hughes (Tulane) at Charlotte (10/31/2024)
117	Mario Anderson Jr. (Memphis) at Navy (09/21/2024)
117	Kelley Joiner (South Fla.) at Southern Miss. (09/14/2024)
117	Bryson Daily (Army West Point) at Fla. Atlantic (09/07/2024)
115	Lee Beebe Jr. (UAB) vs UConn (11/09/2024)
115	Blake Horvath (Navy) at Air Force (10/05/2024)
114	Rahjai Harris (East Carolina) at Tulsa (11/14/2024)
113	Dean Connors (Rice) vs Texas Southern (09/07/2024)
110	Bryson Daily (Army West Point) at Tulsa (10/05/2024)
108	Byrum Brown (South Fla.) at Alabama (09/07/2024)
105	Dean Connors (Rice) vs Navy (11/02/2024)
105	Nay'Quan Wright (South Fla.) at Southern Miss. (09/14/2024)
102	Kanye Udoh (Army West Point) vs East Carolina (10/19/2024)
100	Eli Heidenreich (Navy) at Air Force (10/05/2024)
Number of 100-Yard Rushing Performances	
7	Makhi Hughes, Tulane



- 7 Mario Anderson Jr., Memphis
- 7 Bryson Daily, Army West Point
- 4 Blake Horvath, Navy
- 4 Kanye Udoh, Army West Point
- 3 Rahjai Harris, East Carolina
- 3 Dean Connors, Rice
- 2 Shane Porter, North Texas
- 2 Kelley Joiner, South Fla.
- 2 Nay'Quan Wright, South Fla.
- 1 Robert Henry, UTSA
- 1 Hahsaun Wilson, Charlotte
- 1 Noah Short, Army West Point
- 1 Damashja Harris, North Texas
- 1 Zuberi Mobley, Fla. Atlantic
- 1 CJ Campbell Jr., Fla. Atlantic
- 1 Brandon Thomas, Memphis
- 1 Lee Beebe Jr., UAB
- 1 Byrum Brown, South Fla.
- 1 Eli Heidenreich, Navy

500-Yard Passing Performances

400-Yard Passing Performances

- 454 Seth Henigan (Memphis) at UTSA (11/02/2024)
- 449 Chandler Morris (North Texas) vs Tulane (10/26/2024)
- 445 Chandler Morris (North Texas) at Memphis (10/19/2024)
- 439 Chandler Morris (North Texas) vs Tulsa (09/28/2024)
- 434 Owen McCown (UTSA) at Tulsa (10/26/2024)
- 415 Chandler Morris (North Texas) at South Alabama (08/31/2024)
- 404 Jalen Kitna (UAB) vs Tulsa (11/02/2024)

300-Yard Passing Performances

- 454 Seth Henigan (Memphis) at UTSA (11/02/2024)
- 449 Chandler Morris (North Texas) vs Tulane (10/26/2024)
- 445 Chandler Morris (North Texas) at Memphis (10/19/2024)
- 439 Chandler Morris (North Texas) vs Tulsa (09/28/2024)
- 434 Owen McCown (UTSA) at Tulsa (10/26/2024)
- 415 Chandler Morris (North Texas) at South Alabama (08/31/2024)
- 404 Jalen Kitna (UAB) vs Tulsa (11/02/2024)
- 384 Jalen Kitna (UAB) at South Fla. (10/19/2024)
- 379 Owen McCown (UTSA) vs North Texas (11/15/2024)
- 371 Seth Henigan (Memphis) at Navy (09/21/2024)
- 351 Cam Fancher (Fla. Atlantic) vs North Texas (10/12/2024)
- 347 E.J. Warner (Rice) vs UTSA (10/12/2024)
- 343 Katin Houser (East Carolina) vs Fla. Atlantic (11/07/2024)
- 342 Darian Mensah (Tulane) vs Kansas St. (09/07/2024)
- 340 Owen McCown (UTSA) vs Fla. Atlantic (10/19/2024)
- 340 Owen McCown (UTSA) vs Kennesaw St. (08/31/2024)
- 336 Chandler Morris (North Texas) at Fla. Atlantic (10/12/2024)
- 333 Cooper Legas (Tulsa) vs UTSA (10/26/2024)
- 326 Darian Mensah (Tulane) vs South Fla. (09/28/2024)
- 322 Chandler Morris (North Texas) vs SFA (09/07/2024)
- 319 Seth Henigan (Memphis) vs North Texas (10/19/2024)
- 314 Katin Houser (East Carolina) at Tulsa (11/14/2024)
- 308 Jake Garcia (East Carolina) vs Norfolk St. (08/31/2024)
- 308 Seth Henigan (Memphis) vs North Ala. (08/31/2024)
- 306 Cam Fancher (Fla. Atlantic) vs South Fla. (11/01/2024)
- 305 Chandler Morris (North Texas) vs Wyoming (09/21/2024)

Number of 300-Yard Passing Performances



**2024-25 AAC Football
Conference Individual Game Highs
All games**

- 7 Chandler Morris, North Texas
- 4 Seth Henigan, Memphis
- 4 Owen McCown, UTSA
- 2 Jalen Kitna, UAB
- 2 Cam Fancher, Fla. Atlantic
- 2 Katin Houser, East Carolina
- 2 Darian Mensah, Tulane
- 1 E.J. Warner, Rice
- 1 Cooper Legas, Tulsa
- 1 Jake Garcia, East Carolina

200-Yard Receiving Performances

- 230 Damon Ward Jr. (North Texas) at South Alabama (08/31/2024)

100-Yard Receiving Performances

- 230 Damon Ward Jr. (North Texas) at South Alabama (08/31/2024)
- 158 Joseph Williams (Tulsa) vs East Carolina (11/14/2024)
- 153 Kam Shanks (UAB) vs Tulsa (11/02/2024)
- 153 O'Mega Blake (Charlotte) at Rice (09/28/2024)
- 147 Dante Wright (Temple) vs Fla. Atlantic (11/16/2024)
- 142 DeMeer Blankumsee (Memphis) at UTSA (11/02/2024)
- 138 Chase Sowell (East Carolina) at Army West Point (10/19/2024)
- 137 Omari Hayes (Fla. Atlantic) vs Wagner (09/28/2024)
- 132 Houston Thomas (UTSA) at Tulsa (10/26/2024)
- 131 Kamdyn Benjamin (Tulsa) at Arkansas St. (09/07/2024)
- 128 O'Mega Blake (Charlotte) at Memphis (10/26/2024)
- 128 Dontae Fleming (Tulane) vs South Fla. (09/28/2024)
- 128 Mario Williams (Tulane) vs Kansas St. (09/07/2024)
- 126 DT Sheffield (North Texas) at Fla. Atlantic (10/12/2024)
- 125 Kamdyn Benjamin (Tulsa) vs UTSA (10/26/2024)
- 125 DT Sheffield (North Texas) vs Tulane (10/26/2024)
- 124 Mario Williams (Tulane) vs Southeastern La. (08/29/2024)
- 122 David Amador II (UTSA) vs North Texas (11/15/2024)
- 122 DT Sheffield (North Texas) at Memphis (10/19/2024)
- 121 Noah Short (Army West Point) at Tulsa (10/05/2024)
- 120 Anthony Smith (East Carolina) vs Fla. Atlantic (11/07/2024)
- 119 Kam Shanks (UAB) at Army West Point (10/12/2024)
- 118 Jairus Mack (Charlotte) at North Carolina (09/07/2024)
- 117 Chase Sowell (East Carolina) vs Temple (10/26/2024)
- 116 Dante Wright (Temple) vs Utah St. (09/21/2024)
- 115 Chris Carpenter (UTSA) at Tulsa (10/26/2024)
- 115 Blair Conwright (North Texas) vs Tulsa (09/28/2024)
- 112 Joseph Williams (Tulsa) at UAB (11/02/2024)
- 111 Roc Taylor (Memphis) at UTSA (11/02/2024)
- 111 Damon Ward Jr. (North Texas) vs Tulane (10/26/2024)
- 109 Ashton Allen (Temple) at East Carolina (10/26/2024)
- 109 Dean Connors (Rice) vs UTSA (10/12/2024)
- 109 DT Sheffield (North Texas) vs Wyoming (09/21/2024)
- 108 Chris Carpenter (UTSA) vs Memphis (11/02/2024)
- 108 Eli Heidenreich (Navy) at UAB (09/28/2024)
- 107 Sean Atkins (South Fla.) vs Miami (FL) (09/21/2024)
- 105 Keshawn Singleton (South Fla.) vs UAB (10/19/2024)
- 102 Koby Drake (Memphis) at Navy (09/21/2024)
- 101 Anthony Smith (East Carolina) vs Temple (10/26/2024)
- 101 Eli Heidenreich (Navy) at Air Force (10/05/2024)
- 101 Dante Wright (Temple) at Navy (09/07/2024)
- 100 Kobie Campbell (Rice) at Tulane (10/19/2024)
- 100 Roc Taylor (Memphis) at Navy (09/21/2024)



Number of 100-Yard Receiving Performances

4	DT Sheffield, North Texas
3	Dante Wright, Temple
2	Damon Ward Jr., North Texas
2	Joseph Williams, Tulsa
2	Kam Shanks, UAB
2	O'Mega Blake, Charlotte
2	Chase Sowell, East Carolina
2	Kamdyn Benjamin, Tulsa
2	Mario Williams, Tulane
2	Anthony Smith, East Carolina
2	Chris Carpenter, UTSA
2	Roc Taylor, Memphis
2	Eli Heidenreich, Navy
1	DeMeer Blankumsee, Memphis
1	Omari Hayes, Fla. Atlantic
1	Houston Thomas, UTSA
1	Dontae Fleming, Tulane
1	David Amador II, UTSA
1	Noah Short, Army West Point
1	Jairus Mack, Charlotte
1	Blair Conwright, North Texas
1	Ashton Allen, Temple
1	Dean Connors, Rice
1	Sean Atkins, South Fla.
1	Keshaun Singleton, South Fla.
1	Koby Drake, Memphis
1	Kobie Campbell, Rice



2024-25 AAC Football
Team Highs
All games

POINTS	71	Tulane at UAB (10/05/2024)
POINTS SCORED KICKING	16	UTSA vs North Texas (11/15/2024)
TOUCHDOWNS	10	Tulane at UAB (10/05/2024)
TOTAL OFFENSE YARDS	681	UTSA vs North Texas (11/15/2024)
TOTAL OFFENSE PLAYS	97	North Texas at Memphis (10/19/2024)
TOTAL OFFENSE YARDS/PLAY	10.7	Navy vs Memphis (09/21/2024)
RUSHING YARDS	425	South Fla. at Charlotte (11/16/2024)
RUSHING ATTEMPTS	64	Army West Point at North Texas (11/09/2024)
YARDS PER RUSH	10.3	Rice vs Texas Southern (09/07/2024)
RUSHING TDS	6	South Fla. at Charlotte (11/16/2024)
	6	Memphis vs North Texas (10/19/2024)
	6	Charlotte vs East Carolina (10/05/2024)
	6	Tulane at UAB (10/05/2024)
	6	Rice vs Texas Southern (09/07/2024)
	6	Army West Point vs Lehigh (08/30/2024)
LONGEST RUSH	90	Navy vs Memphis (09/21/2024)
PASSING YARDS	454	Memphis at UTSA (11/02/2024)
PASSING ATTEMPTS	64	North Texas at Memphis (10/19/2024)
PASSING TDS	7	UAB vs Tulsa (11/02/2024)
LONGEST PASS	96	North Texas vs Tulsa (09/28/2024)
PASSES COMPLETED	38	North Texas vs Tulane (10/26/2024)
HAD INTERCEPTED	4	Charlotte at Navy (10/19/2024)
	4	East Carolina at Old Dominion (09/07/2024)
PASS COMPLETION PCT	100.0	Army West Point at Tulsa (10/05/2024)
PASSING YARDS/ATTEMPT	26.7	Army West Point at Tulsa (10/05/2024)
YARDS PER CATCH	44.0	Army West Point at Fla. Atlantic (09/07/2024)
FIELD GOAL ATTEMPTS	6	Temple vs Fla. Atlantic (11/16/2024)
FIELD GOALS MADE	4	Temple vs Fla. Atlantic (11/16/2024)
	4	UTSA vs North Texas (11/15/2024)
	4	UAB at South Fla. (10/19/2024)
LONGEST FIELD GOAL	64	Temple vs Utah St. (09/21/2024)



2024-25 AAC Football
Team Highs
All games

FIELD GOAL PCT	
100.0	UAB at Memphis (11/16/2024)
100.0	Charlotte vs South Fla. (11/16/2024)
100.0	UTSA vs North Texas (11/15/2024)
100.0	East Carolina at Tulsa (11/14/2024)
100.0	Tulane vs Temple (11/09/2024)
100.0	North Texas vs Army West Point (11/09/2024)
100.0	UAB vs UConn (11/09/2024)
100.0	Memphis vs Rice (11/08/2024)
100.0	Rice at Memphis (11/08/2024)
100.0	Navy at Rice (11/02/2024)
100.0	Army West Point vs Air Force (11/02/2024)
100.0	Memphis at UTSA (11/02/2024)
100.0	Charlotte vs Tulane (10/31/2024)
100.0	Rice at UConn (10/26/2024)
100.0	Tulsa vs UTSA (10/26/2024)
100.0	UTSA at Tulsa (10/26/2024)
100.0	Tulane at North Texas (10/26/2024)
100.0	North Texas vs Tulane (10/26/2024)
100.0	North Texas at Memphis (10/19/2024)
100.0	Charlotte at Navy (10/19/2024)
100.0	Navy vs Charlotte (10/19/2024)
100.0	UAB at South Fla. (10/19/2024)
100.0	UTSA vs Fla. Atlantic (10/19/2024)
100.0	Fla. Atlantic at UTSA (10/19/2024)
100.0	Rice at Tulane (10/19/2024)
100.0	Tulane vs Rice (10/19/2024)
100.0	Tulsa at Temple (10/19/2024)
100.0	Temple vs Tulsa (10/19/2024)
100.0	Army West Point vs East Carolina (10/19/2024)
100.0	North Texas at Fla. Atlantic (10/12/2024)
100.0	South Fla. vs Memphis (N) (10/12/2024)
100.0	UAB at Army West Point (10/12/2024)
100.0	Army West Point vs UAB (10/12/2024)
100.0	East Carolina at Charlotte (10/05/2024)
100.0	Charlotte vs East Carolina (10/05/2024)
100.0	Tulane at UAB (10/05/2024)
100.0	UAB vs Tulane (10/05/2024)
100.0	North Texas vs Tulsa (09/28/2024)
100.0	Tulsa at North Texas (09/28/2024)
100.0	Fla. Atlantic vs Wagner (09/28/2024)
100.0	East Carolina vs UTSA (09/28/2024)
100.0	UTSA at East Carolina (09/28/2024)
100.0	Navy at UAB (09/28/2024)
100.0	UAB vs Navy (09/28/2024)
100.0	South Fla. at Tulane (09/28/2024)
100.0	Tulane vs South Fla. (09/28/2024)
100.0	North Texas vs Wyoming (09/21/2024)
100.0	Tulsa at Louisiana Tech (09/21/2024)
100.0	Memphis at Navy (09/21/2024)
100.0	UTSA vs Houston Christian (09/21/2024)
100.0	Temple vs Utah St. (09/21/2024)
100.0	Charlotte vs Gardner-Webb (09/14/2024)
100.0	UAB at Arkansas (09/14/2024)
100.0	East Carolina at Old Dominion (09/07/2024)
100.0	Tulsa at Arkansas St. (09/07/2024)
100.0	UAB at ULM (09/07/2024)



**2024-25 AAC Football
Team Highs
All games**

PAT KICKS ATTEMPTED	10	Tulane at UAB (10/05/2024)
PAT KICKS MADE	9	Rice vs Texas Southern (09/07/2024)



2024-25 AAC Football
Team Highs
All games

PAT KICKS PCT	
	100.0 Memphis vs UAB (11/16/2024)
	100.0 UAB at Memphis (11/16/2024)
	100.0 South Fla. at Charlotte (11/16/2024)
	100.0 Charlotte vs South Fla. (11/16/2024)
	100.0 Fla. Atlantic at Temple (11/16/2024)
	100.0 Tulane at Navy (11/16/2024)
	100.0 UTSA vs North Texas (11/15/2024)
	100.0 North Texas at UTSA (11/15/2024)
	100.0 Tulsa vs East Carolina (11/14/2024)
	100.0 Tulane vs Temple (11/09/2024)
	100.0 Army West Point at North Texas (11/09/2024)
	100.0 UAB vs UConn (11/09/2024)
	100.0 Navy at South Fla. (11/09/2024)
	100.0 South Fla. vs Navy (11/09/2024)
	100.0 Memphis vs Rice (11/08/2024)
	100.0 Rice at Memphis (11/08/2024)
	100.0 Fla. Atlantic at East Carolina (11/07/2024)
	100.0 East Carolina vs Fla. Atlantic (11/07/2024)
	100.0 Rice vs Navy (11/02/2024)
	100.0 Navy at Rice (11/02/2024)
	100.0 Tulsa at UAB (11/02/2024)
	100.0 UAB vs Tulsa (11/02/2024)
	100.0 Army West Point vs Air Force (11/02/2024)
	100.0 UTSA vs Memphis (11/02/2024)
	100.0 Fla. Atlantic vs South Fla. (11/01/2024)
	100.0 South Fla. at Fla. Atlantic (11/01/2024)
	100.0 Tulane at Charlotte (10/31/2024)
	100.0 Rice at UConn (10/26/2024)
	100.0 Tulsa vs UTSA (10/26/2024)
	100.0 Temple at East Carolina (10/26/2024)
	100.0 Navy vs Notre Dame (N) (10/26/2024)
	100.0 North Texas vs Tulane (10/26/2024)
	100.0 Memphis vs Charlotte (10/26/2024)
	100.0 Charlotte at Memphis (10/26/2024)
	100.0 Memphis vs North Texas (10/19/2024)
	100.0 North Texas at Memphis (10/19/2024)
	100.0 Charlotte at Navy (10/19/2024)
	100.0 South Fla. vs UAB (10/19/2024)
	100.0 UAB at South Fla. (10/19/2024)
	100.0 UTSA vs Fla. Atlantic (10/19/2024)
	100.0 Fla. Atlantic at UTSA (10/19/2024)
	100.0 Rice at Tulane (10/19/2024)
	100.0 Tulane vs Rice (10/19/2024)
	100.0 Tulsa at Temple (10/19/2024)
	100.0 Temple vs Tulsa (10/19/2024)
	100.0 East Carolina at Army West Point (10/19/2024)
	100.0 Army West Point vs East Carolina (10/19/2024)
	100.0 North Texas at Fla. Atlantic (10/12/2024)
	100.0 Fla. Atlantic vs North Texas (10/12/2024)
	100.0 UTSA at Rice (10/12/2024)
	100.0 Memphis vs South Fla. (N) (10/12/2024)
	100.0 UAB at Army West Point (10/12/2024)
	100.0 Army West Point vs UAB (10/12/2024)
	100.0 Temple at UConn (10/05/2024)
	100.0 East Carolina at Charlotte (10/05/2024)
	100.0 Charlotte vs East Carolina (10/05/2024)



**2024-25 AAC Football
Team Highs
All games**

2 POINTS PATS MADE	1 Memphis vs UAB (11/16/2024) 1 UAB at Memphis (11/16/2024) 1 Fla. Atlantic at Temple (11/16/2024) 1 UTSA vs North Texas (11/15/2024) 1 East Carolina at Tulsa (11/14/2024) 1 Tulsa vs UTSA (10/26/2024) 1 UTSA at Tulsa (10/26/2024) 1 East Carolina vs Temple (10/26/2024) 1 Tulane at North Texas (10/26/2024) 1 South Fla. vs UAB (10/19/2024) 1 UTSA vs Fla. Atlantic (10/19/2024) 1 East Carolina at Army West Point (10/19/2024) 1 Rice vs UTSA (10/12/2024) 1 UAB vs Navy (09/28/2024) 1 Temple vs Army West Point (09/26/2024) 1 Memphis at Navy (09/21/2024) 1 Charlotte vs Gardner-Webb (09/14/2024) 1 East Carolina at Old Dominion (09/07/2024) 1 Temple at Navy (09/07/2024) 1 Navy vs Temple (09/07/2024) 1 Navy vs Bucknell (08/31/2024)
PUNTS	11 Temple at Tulane (11/09/2024) 11 Rice at UConn (10/26/2024)
LONGEST PUNT	78 Tulane at Oklahoma (09/14/2024)
YARDS PUNTED	412 Temple at Tulane (11/09/2024)
PUNTING AVG	64.0 UAB vs Alcorn (08/29/2024)
PUNT RETURNS	5 South Fla. vs Navy (11/09/2024) 5 Rice vs Navy (11/02/2024) 5 South Fla. vs Bethune-Cookman (08/31/2024) 5 Tulsa vs Northwestern St. (08/29/2024)
PUNT RETURN YARDS	139 UAB vs Tulsa (11/02/2024)
PUNT RETURN AVG	36.0 Memphis vs Troy (09/07/2024)
LONGEST PUNT RETURN	66 Tulsa vs Northwestern St. (08/29/2024)
KICK RETURN	8 Charlotte at Navy (10/19/2024)
KICK RETURN YARDS	213 Charlotte at Navy (10/19/2024)
KICK RETURN AVERAGE	72.5 Rice at UConn (10/26/2024)
LONGEST KICK RETURN	100 Rice at UConn (10/26/2024) 100 Tulane at UAB (10/05/2024) 100 Tulsa vs Northwestern St. (08/29/2024)
KICK RETURN TDS	1 Rice at UConn (10/26/2024) 1 East Carolina at Charlotte (10/05/2024) 1 Tulane at UAB (10/05/2024) 1 Tulane at Louisiana (09/21/2024) 1 Tulsa vs Northwestern St. (08/29/2024)
INTERCEPTIONS	4 Navy vs Charlotte (10/19/2024)
INTERCEPTION RETURN YARDS	145 Navy vs Charlotte (10/19/2024)
INTERCEPTION RETURN AVERAGE	100.0 Tulane vs Southeastern La. (08/29/2024)
LONGEST INTERCEPTION RETURN	100 Tulane vs Southeastern La. (08/29/2024)
INTERCEPTION RETURN TDS	2 Navy vs Charlotte (10/19/2024)
FUMBLES LOST	5 Navy vs Notre Dame (N) (10/26/2024)
FUMBLES RECOVERED	3 South Fla. at Alabama (09/07/2024)
SACKED BY OPP	7 Fla. Atlantic vs South Fla. (11/01/2024) 7 Tulsa vs UTSA (10/26/2024) 7 Fla. Atlantic at UTSA (10/19/2024) 7 Temple vs Army West Point (09/26/2024) 7 Fla. Atlantic at Michigan St. (08/30/2024)



2024-25 AAC Football
Team Highs
All games

QB SACKS	8	Fla. Atlantic at East Carolina (11/07/2024)
	8	Fla. Atlantic vs FIU (09/14/2024)
TURNOVERS COMMITTED	6	Navy vs Notre Dame (N) (10/26/2024)
	6	East Carolina vs Norfolk St. (08/31/2024)
	6	Temple at Oklahoma (08/30/2024)
TURNOVERS CAUSED	5	Navy vs Charlotte (10/19/2024)
	5	Tulane vs Rice (10/19/2024)
	5	Fla. Atlantic vs FIU (09/14/2024)
KICKS BLOCKED	2	Fla. Atlantic vs FIU (09/14/2024)
FIRST DOWNS	15	East Carolina at Tulsa (11/14/2024)
	15	North Texas at Fla. Atlantic (10/12/2024)
1ST DOWN RUSHING	24	Army West Point vs UAB (10/12/2024)
1ST DOWN PASSING	24	North Texas at South Alabama (08/31/2024)
1ST DOWN BY PENALTY	6	Tulsa at Temple (10/19/2024)
	6	Rice vs UTSA (10/12/2024)
	6	Memphis vs Troy (09/07/2024)
	6	Fla. Atlantic at Michigan St. (08/30/2024)
PENALTIES	16	UTSA at Rice (10/12/2024)
PENALTIES YARDS	146	UTSA at Rice (10/12/2024)



**2024-25 AAC Football
Opponent Lows
All games**

TOTAL OFFENSE YARDS	87	Rice vs Texas Southern (09/07/2024)
TOTAL OFFENSE YARDS/PLAY	1.6	Rice vs Texas Southern (09/07/2024)
RUSHING YARDS	-5	Army West Point at Temple (09/26/2024)
RUSHING ATTEMPTS	13	Army West Point vs Rice (09/21/2024)
YARDS PER RUSH	-0.2	Army West Point at Temple (09/26/2024)
LONGEST RUSH	5	Memphis vs South Fla. (N) (10/12/2024)
PASSING ATTEMPTS	4	North Texas vs Army West Point (11/09/2024)
	4	Fla. Atlantic vs Army West Point (09/07/2024)
PASSING YARDS	13	Tulane at Navy (11/16/2024)
YARDS PER COMPLETION	4.3	Tulane at Navy (11/16/2024)
PASSES COMPLETED	1	Fla. Atlantic vs Army West Point (09/07/2024)
PASS COMPLETION PCT	25.0	Fla. Atlantic vs Army West Point (09/07/2024)
LONGEST PASS	5	Tulane at Navy (11/16/2024)
FIRST DOWNS	1	UTSA vs Houston Christian (09/21/2024)
	1	East Carolina at Old Dominion (09/07/2024)
	1	Memphis vs Troy (09/07/2024)
	1	East Carolina vs Norfolk St. (08/31/2024)
	1	UAB vs Alcorn (08/29/2024)
1ST DOWN RUSHING	0	Memphis vs South Fla. (N) (10/12/2024)
	0	Army West Point at Temple (09/26/2024)
1ST DOWN PASSING	0	Tulane at Navy (11/16/2024)
1ST DOWN BY PENALTY	0	Tulane vs Temple (11/09/2024)
	0	South Fla. vs Navy (11/09/2024)
	0	East Carolina vs Fla. Atlantic (11/07/2024)
	0	Fla. Atlantic at East Carolina (11/07/2024)
	0	Rice vs Navy (11/02/2024)
	0	Temple at East Carolina (10/26/2024)
	0	North Texas at Memphis (10/19/2024)
	0	North Texas at Fla. Atlantic (10/12/2024)
	0	Tulsa vs Army West Point (10/05/2024)
	0	Tulsa at North Texas (09/28/2024)
	0	Army West Point at Temple (09/26/2024)
	0	Temple vs Army West Point (09/26/2024)
	0	East Carolina at Liberty (09/21/2024)
	0	Memphis at Navy (09/21/2024)
	0	Rice at Army West Point (09/21/2024)
	0	Rice at Houston (09/14/2024)
	0	East Carolina vs App State (09/14/2024)
	0	Temple vs Coastal Carolina (09/14/2024)
	0	Memphis at Florida St. (09/14/2024)
	0	Temple at Navy (09/07/2024)
	0	Army West Point vs Lehigh (08/30/2024)
PENALTIES	1	Army West Point at Temple (09/26/2024)
PENALTIES YARDS	10	Army West Point at Temple (09/26/2024)
	10	Tulane at Louisiana (09/21/2024)



**2024-25 AAC Football
Conference Statistical Ranking Comparison
All games**

Team	Offense				Defense			
	Rushing	Passing	Total Off.	Scoring	Rushing	Passing	Total Def.	Scoring
Army West Point	1	14	9	6	1	2	1	1
Charlotte	12	10	13	13	12	7	12	12
East Carolina	9	4	5	4	6	9	7	6
Fla. Atlantic	6	11	11	11	11	6	10	8
Memphis	5	2	2	2	3	12	5	5
Navy	3	13	10	5	8	8	4	3
North Texas	7	1	1	3	10	10	13	11
Rice	13	8	12	12	9	1	3	4
South Fla.	4	12	7	8	7	11	11	7
Temple	14	9	14	14	13	4	9	10
Tulane	2	7	3	1	4	5	2	2
Tulsa	8	6	8	9	5	14	13	14
UAB	11	5	6	10	14	3	8	13
UTSA	10	3	4	7	2	13	6	9

Team	Kick ret.	Punt ret.	Interceptions	Sacks	TFL	Turnover Mar.
Army West Point	14	12	6	8	12	3
Charlotte	1	13	8	7	9	13
East Carolina	3	7	4	9	2	9
Fla. Atlantic	9	10	2	14	8	7
Memphis	13	5	5	5	5	1
Navy	10	11	1	6	11	4
North Texas	6	6	6	10	10	9
Rice	4	3	10	3	6	11
South Fla.	11	2	9	4	2	5
Temple	2	8	13	13	14	12
Tulane	8	14	3	2	4	1
Tulsa	5	4	11	11	7	8
UAB	7	1	12	12	13	14
UTSA	12	9	14	1	1	6