



BUFFALO BULLS GAME NOTES

GAME #3

Buffalo Bulls (2-0, 0-0 MAC) at Notre Dame Fighting Irish (1-0, 0-0 ACC)

Monday, Nov. 11, 2024 // 7 p.m. // ACCNX
South Bend, Ind. // Purcell Pavilion (9,149)

TV



RADIO



PxP: Tyler Riedy
Analyst: Bill Fenlon

Buffalo 1520
Rochester 1280
PxP: Josh Whetzel

THE COMPARE-A-BULLS

BUFFALO	CATEGORY	NOTRE DAME
2-0	RECORD	1-0
0-0	CONFERENCE RECORD	0-0
W2	STREAK	W1
1-0	AT HOME	1-0
1-0	ON THE ROAD	0-0
0-0	NEUTRAL	0-0
335	KENPOM RANKING (11/8)	69
362	ESPN BPI (11/8)	69
---	NCAA NET	---
85.0	SCORING OFFENSE	89.0
80.0	SCORING DEFENSE	60.0
+5.0	SCORING MARGIN	+29.0
.508	FG% OFFENSE	.508
.456	FG% DEFENSE	.304
.345	3PT FG% OFFENSE	.478
.456	3PT FG% DEFENSE	.355
10.0	3PT MADE PER GAME	11.0
.605	FREE THROW %	.727
33.5	REBOUNDS PER GAME	50.0
40.0	REBOUNDS ALLOWED	23.0
-6.5	REBOUND MARGIN	+27.0
18.0	ASSISTS PER GAME	14.0
13.0	TURNOVERS PER GAME	14.0
+5.0	TURNOVER MARGIN	0.0
8.5	STEALS PER GAME	5.0
3.5	BLOCKS PER GAME	1.0



Buffalo Bulls (2-0, 0-0 MAC)

Head Coach: George Halcovage III (Babson, '08)
Record at UB: 6-27 (2nd Season)
Career Record: Same



Notre Dame Fighting Irish (1-0, 0-0 ACC)

Head Coach: Micah Shrewsbury (Hanover, '99)
Record at Notre Dame: 14-20 (2nd Season)
Career Record: 66-99 (6th season)

THE BULLETIN BOARD

• The Bulls are coming off an 87-78 victory over Fredonia on Friday evening. In the win, **Tyson Dunn** recorded the program's fourth triple-double with 14 points, 10 rebounds and 14 assists. The last Bull to record a triple-double was **Jayvon Graves** against Akron on March 2, 2021, when he had 13 points, 13 rebounds and 11 assists.

• **Dunn's** 14 assists against Fredonia are tied for the fifth most in program history for most assists in a single game. The last Bull to record at least 14 assists in a game was **Byron Mulkey** against Ohio on March 4, 2007.

• Sophomore guards **Ryan Sabol** and **Anquan Boldin Jr.** had a career night against the Fredonia Blue Devils. **Sabol** scored a career-high 28 points as he made 7 three-pointers. His 7 threes tied his career-high from Bowling Green on Feb. 6, 2024, and are tied for the seventh most in program history. His 14 three-point attempts are tied for seventh most in program history. **CJ Massinburg** was the last Bull with at least 14 three-point attempts with 15 at #13 West Virginia on Nov. 9, 2018. **Boldin** scored a career-high 22 points as he went 9-for-14 (.643) from the floor.

• **Dunn** is just one of 12 players in all of Division I basketball to record two double-doubles on the season. He's also the only player in the NCAA to record a triple-double thus far. His 12.0 assists per game is good for third in college hoops. **Dunn's** 24 total assists is second in the country behind Pacific's Lamar Washington's 25 assists.

• **Sabol's** 4.50 three-pointers per game is 32nd in the nation. His nine made threes ranks 14th in the nation and first in the Mid-American Conference.

• This will mark the first time that Buffalo and Notre Dame will face each other in men's basketball. The only other men's program in UB history to play Notre Dame was the men's soccer team where they eventually defeated the nationally ranked Fighting Irish on the road, 3-2, on Sept. 13, 1997.

• The 2024-25 season will mark the 10th anniversary of the program's first Mid-American Conference Tournament Championship.

SERIES HISTORY

Series Record	0-0 (.000)
Home	0-0 (.000)
Road	0-0 (.000)
Neutral	0-0 (.000)
Last Meeting	Never
First Meeting	Nov. 11, 2024
Streak	---

BULLS AT A GLANCE

P. NO.		HT	WT	CL	HOMETOWN	GP/ST	PPG	RPG	APG	MPG
G 0	Omar Miguez-Hibeljić	6-5	200	Fr.	Quebec City, Quebec	0/0	0.0	0.0	0.0	0.0
G/F1	Noah Batchelor	6-8	210	Jr.	Frederick, Md.	2/2	7.0	7.0	1.5	27.6
G 2	Ryan Sabol	6-2	195	So.	Washington, D.C.	2/2	19.5	2.5	1.0	33.1
G 4	Anquan Boldin Jr.	6-3	194	So.	Delray Beach, Fla.	2/2	12.0	4.0	0.0	24.5
F 5	Tyson Dunn	6-3	190	Sr.	Newmarket, Ontario	2/2	19.0	8.0	12.0	37.3
G 7	Brayden Jackson	6-8	185	Fr.	Milton, Ontario	2/0	0.0	1.0	0.0	5.5
F 8	Ben Michaels	6-8	210	Fr.	Ipswich, England	2/0	13.0	2.5	1.5*	26.7
G 9	Lloyd McVeigh	6-6	205	So.	Cabarita Beach, Australia	2/0	3.5	2.5	0.5	12.3
G 10	Eric Kenesie Jr.	6-0	180	Fr.	Kenosha, Wisc.	0/0	0.0	0.0	0.0	0.0
G 11	Bryson Wilson	6-5	210	So.	Washington, D.C.	2/0	7.5	2.0	1.0	15.9
C/F 14	Frederiks Meinarts	7-0	196	Fr.	Riga, Latvia	0/0	0.0	0.0	0.0	0.0
G/F 15	Sam Akot	6-7	180	Fr.	London, Ontario	1/0	0.0	0.0	0.0	6.8
G 20	Daniel Shao	5-10	175	So.	Morris Plains, N.J.	0/0	0.0	0.0	0.0	0.0
G 22	Kavon Bradford	6-2	180	Fr.	Portland, Ore.	2/0	1.5	0.5	0.0	3.4
C 33	Tim Oboh	6-11	230	Fr.	Orpington, England	2/2	2.0	1.0	1.0*	10.4

Last Game's Starters | *Blocks Per Game

2024-25 RECORD: 2-0, 0-0 MAC

Mid-American Conference	0-0
Home	1-0
Away	1-0
Neutral	0-0
Non-Conference	2-0
Weekday	2-0
Weekend	0-0

2024-25 SCHEDULE

OCTOBER

WED. 30 DAEMEN (EXHIBITION) --- L, 67-61

NOVEMBER

Mon. 4	at Old Dominion^	ESPN+	W, 83-82
FRI. 8	FREDONIA	ESPN+	W, 87-78
Mon. 11	at Notre Dame	ACCNX	7 p.m.
THU. 14	BRYANT	ESPN+	7 P.M.
Tue. 19	at Vermont	ESPN+	7 p.m.
FRI. 22	MORGAN STATE	ESPN+	7 P.M.
MON. 25	NORTH CAROLINA A&T	ESPN+	7 P.M.

DECEMBER

Sun. 1	at Penn State	Big Ten Network	2 p.m.
TUE. 3	PITT-BRADFORD	ESPN+	7 P.M.
Sat. 7	at St. Bonaventure	ESPN+	4 p.m.
Thu. 19	at Georgia	SECN+	7 p.m.
Sun. 29	at Temple	ESPNU	3 p.m.

JANUARY

Sat. 4	at Miami (OH)*	ESPN+	1 p.m.
TUE. 7	OHIO*	ESPN+	7 P.M.
FRI. 10	KENT STATE*	CBSSN	6 P.M.
Tue. 14	at Bowling Green*	ESPN+	7 p.m.
Sat. 18	at Western Michigan*	ESPN+	1 p.m.
TUE. 21	AKRON*	ESPN+	7P.M.
Sat. 25	at Eastern Michigan*	ESPN+	2 p.m.
TUE. 28	CENTRAL MICHIGAN*	ESPN+	7 P.M.

FEBRUARY

SAT. 1	BALL STATE*	ESPN+	5 P.M.
Tue. 4	at Toledo*	ESPN+	7 p.m.
SAT. 8	TBD^	ESPN+	TBA
Tue. 11	at Northern Illinois*	ESPN+	7 p.m.
SAT. 15	BOWLING GREEN*	ESPN+	2 P.M.
TUE. 18	WESTERN MICHIGAN*	ESPN+	7 P.M.
Sat. 22	at Ball State*	ESPN+	2 p.m.
Tue. 25	at Central Michigan*	ESPN+	7 p.m.

MARCH

SAT. 1	TOLEDO*	ESPN+	4:30 P.M.
TUE. 4	MIAMI (OH)*	ESPN+	7 P.M.
Fri. 7	at Akron*	ESPN+	TBA

* Mid-American Conference game
^ MAC-Sun Belt Challenge
All times are Eastern Standard

Buffalo Men's Basketball Media Relations

Basketball SID: Zach Monell

Email: zcmonell@buffalo.edu

Office: (716) 645-6871 | Cell: (716) 531-0612

Website: ubbulls.com | X: @UBuffaloMBB | IG: @ubuffalo_mbb

NUMERICAL ROSTER

No.	Name	Pos	Ht.	Wt.	Cl.	Hometown/High School/Previous School
0	Omar Miguez-Hibeljić	G	6-5	200	Fr.	Quebec City, Quebec / College Jean-De-Brebeuf
1	Noah Batchelor	G/F	6-8	210	Jr.	Frederick, Md. / IMG Academy / Maryland
2	Ryan Sabol	G	6-2	195	So.	Washington, D.C. / Gonzaga College HS
4	Anquan Boldin Jr.	G	6-3	194	So.	Delray Beach, Fla. / IMG Academy
5	Tyson Dunn	G	6-3	190	Sr.	Newmarket, Ontario / Newmarket / Western Ontario
7	Brayden Jackson	G	6-8	185	Fr.	Milton, Ontario / Fort Erie International Academy
8	Ben Michaels	F	6-8	210	Fr.	Ipswich, England / Long Island Lutheran
9	Lloyd McVeigh	G	6-6	205	So.	Cabarita Beach, Australia / The Southport School
10	Eric Kenesie Jr.	G	6-0	180	Fr.	Kenosha, Wisc. / St. Joseph Catholic Academy
11	Bryson Wilson	G	6-5	210	So.	Alexandria Va. / St. Stephen's & Agnes
14	Frederiks Meinarts	C/F	7-0	196	Fr.	Riga, Latvia / IMG Academy
15	Sam Akot	G/F	6-7	180	Fr.	London, Ontario / Notre Dame Catholic Secondary
20	Daniel Shao	G	5-10	175	So.	Morris Plains, N.J. / Parsippany Hills
22	Kavon Bradford	G	6-2	180	Fr.	Portland, Ore. / Benson Tech / Western Canada Prep Academy
33	Tim Oboh	C	6-11	230	Fr.	Orpington, England / Canterbury Academy

ROSTER BY HEIGHT

No.	Name	Pos.	Ht.	Wt.	Cl.
14	Frederiks Meinarts	C/F	7-0	196	Fr.
33	Tim Oboh	C	6-11	230	Fr.
1	Noah Batchelor	G/F	6-8	210	Jr.
7	Brayden Jackson	G	6-8	185	Fr.
8	Ben Michaels	F	6-8	210	Fr.
15	Sam Akot	G/F	6-7	180	Fr.
9	Lloyd McVeigh	G	6-6	205	So.
0	Omar Miguez-Hibeljić	G	6-5	200	Fr.
11	Bryson Wilson	G	6-5	210	So.
4	Anquan Boldin Jr.	G	6-3	194	So.
5	Tyson Dunn	G	6-3	190	Sr.
22	Kavon Bradford	G	6-2	180	Fr.
2	Ryan Sabol	G	6-2	195	So.
10	Eric Kenesie Jr.	G	6-0	180	Fr.
20	Daniel Shao	G	5-10	175	So.

ALPHABETICAL ROSTER

No.	Name	Pos	Ht.	Wt.	Cl.	Hometown/High School/Previous School
15	Sam Akot	G/F	6-7	180	Fr.	London, Ontario / Notre Dame Catholic Secondary
1	Noah Batchelor	G/F	6-8	210	Jr.	Frederick, Md. / IMG Academy / Maryland
4	Anquan Boldin Jr.	G	6-3	194	So.	Delray Beach, Fla. / IMG Academy
22	Kavon Bradford	G	6-2	180	Fr.	Portland, Ore. / Benson Tech / Western Canada Prep Academy
5	Tyson Dunn	G	6-3	190	Sr.	Newmarket, Ontario / Newmarket / Western Ontario
7	Brayden Jackson	G	6-8	185	Fr.	Milton, Ontario / Fort Erie International Academy
10	Eric Kenesie Jr.	G	6-0	180	Fr.	Kenosha, Wisc. / St. Joseph Catholic Academy
9	Lloyd McVeigh	G	6-6	205	So.	Cabarita Beach, Australia / The Southport School
14	Frederiks Meinarts	C/F	7-0	196	Fr.	Riga, Latvia / IMG Academy
8	Ben Michaels	F	6-8	210	Fr.	Ipswich, England / Long Island Lutheran
0	Omar Miguez-Hibeljić	G	6-5	200	Fr.	Quebec City, Quebec / College Jean-De-Brebeuf
33	Tim Oboh	C	6-11	230	Fr.	Orpington, England / Canterbury Academy
2	Ryan Sabol	G	6-2	195	So.	Washington, D.C. / Gonzaga College HS
20	Daniel Shao	G	5-10	175	So.	Morris Plains, N.J. / Parsippany Hills
11	Bryson Wilson	G	6-5	210	So.	Alexandria Va. / St. Stephen's & Agnes

ROSTER BY CLASS

No.	Name	Pos.	Ht.	Wt.	Cl.
5	Tyson Dunn	G	6-3	190	Sr.
1	Noah Batchelor	G/F	6-8	210	Jr.
4	Anquan Boldin Jr.	G	6-3	194	So.
9	Lloyd McVeigh	G	6-6	205	So.
2	Ryan Sabol	G	6-2	195	So.
20	Daniel Shao	G	5-10	175	So.
11	Bryson Wilson	G	6-5	210	So.
15	Sam Akot	G/F	6-7	180	Fr.
22	Kavon Bradford	G	6-2	180	Fr.
7	Brayden Jackson	G	6-8	185	Fr.
10	Eric Kenesie Jr.	G	6-0	180	Fr.
14	Frederiks Meinarts	C/F	7-0	196	Fr.
8	Ben Michaels	F	6-8	210	Fr.
0	Omar Miguez-Hibeljić	G	6-5	200	Fr.
33	Tim Oboh	C	6-11	230	Fr.

YEARS OF ELIGIBILITY

Sam Akot	4 Years
Anquan Boldin Jr.	3 Years
Tyson Dunn	1 Year
Brayden Jackson	4 Years
Eric Kenesie Jr.	4 Years
Lloyd McVeigh	2 Years
Frederiks Meinarts	4 Years
Ben Michaels	4 Years
Omar Miguez-Hibeljić	4 Years
Tim Oboh	4 Years
Ryan Sabol	3 Years
Daniel Shao	3 Years
Bryson Wilson	3 Years

BY STATE/COUNTRY


STATES (7)	_____
Florida (1)	_____ Boldin Jr.
Maryland (1)	_____ Batchelor
New Jersey (1)	_____ Shao
Oregon (1)	_____ Bradford
Washington D.C. (2)	_____ Sabol, Wilson
Wisconsin (1)	_____ Kenesie Jr.
INTERNATIONAL (8)	_____
Canada (4)	_____ Akot, Dunn, Jackson, Miguez-Hibeljić
England (2)	_____ Michaels, Oboh
Australia (1)	_____ McVeigh
Latvia (1)	_____ Meinarts

pro-nun-ci-a-tion GUIDE

- #0 Omar **Miguez-Hibeljić** (Me-guess-Hee-bell-ich)
- #2 Ryan **Sabol** (Say-bull)
- #5 Tyson **Dunn** ("Done")
- #10 Eric **Kenesie** Jr. (Ken-ess-see)
- #11 **Bryson** Wilson (Br"eye"-son)
- #14 Frederiks **Meinarts** (Main-arts)
- #15 Sam **Akot** (Uh-Cut)
- #20 Daniel **Shao** (Shouw)
- #22 **Kavon** Bradford (KAY-von)
- #33 Tim **Oboh** ("Oboe")

George **Halcovage** III (Hail-co-vich)

Scan for roster pronunciations



COACHING & SUPPORT STAFF

Head Coach

Associate Head Coach

Associate Head Coach

Assistant Coach/Player Development

Assistant Coach/Basketball Strategy

Assistant Coach/Director of Basketball Operations

Athletic Trainer

Director of Strength & Conditioning for Olympic Sports

Academic Adviser/Learning Specialist

Assistant Director of Athletic Communications/MBB Media Coordinator

Graduate Assistants

Buffalo Radio Network

George Halcovage III (Second Season)

Hamlet Tibbs (Second Season)

Jake Presutti (Second Season)

Tim Saunders (Second Season)

Jack Fitzpatrick (Sixth Season)

Kevin Voigt (First Season)

Austin Herman, MS, ATC

Jon Mangel

Melanie Bliz

Zach Monell

Joey Carrol, Jacob Egelhoff, Eddie Lopez, Ryan Stampfli

Josh Whetzel (PxP), Bob Gaughan (Analyst)



BUFFALO BULLS BASKETBALL

MONDAY, NOVEMBER 11, 2024

BUFFALO BASKETBALL // 3

QUICK FACTS

University Information

School Name _____ University at Buffalo
 Location _____ Buffalo, N.Y.
 Founded _____ 1846
 Enrollment _____ 31,546
 President _____ Satish K. Tripathi
 Director of Athletics _____ Mark Alnutt
 Athletics Phone _____ 716-645-3141
 Nickname _____ Bulls
 Colors _____ Royal Blue and White
 Affiliation _____ NCAA Division I
 Conference _____ Mid-American
 Arena _____ Alumni Arena
 Capacity _____ 6,783
 All-Time Record _____ 1,283-1,190 (.518)
 Division I Record _____ 498-508 (.495)
 Mid-American Conference Record _____ 223-231 (.491)

Coaching Information

Head Coach _____ George Halcovage III
 Alma Mater _____ Babson College (2008)
 Record at UB _____ 6-27 (.182) Second Season
 Career Record _____ Same
 Associate Head Coach _____ Hamlet Tibbs
 Assistant Coach/Director of Recruiting _____ Jake Presutti
 Assistant Coach/Player Development _____ Tim Saunders
 Assistant Coach/Basketball Strategy _____ Jack Fitzpatrick
 Assistant Coach/Director of Operations _____ Kevin Voigt
 Strength and Conditioning _____ Jon Mangel
 Athletic Trainer _____ Austin Herman
 Basketball Office Phone _____ 716-645-3025

Mid-American Conference

Address _____ 50 Public Square, Suite 3000
 _____ Cleveland, OH 44113
 Office Phone _____ 216-566-4622
 Office Fax _____ 216-696-2622
 Website _____ www.getsomemaction.com
 Commissioner _____ Dr. Jon A. Steinbrecher
 Asst. Commissioner/Communications _____ Jeremy Guy
 Director of Communications _____ Cooper Snyder

Athletic Communications

Asst. Director/MBB Contact _____ **Zach Monell**
 Office _____ 716-645-6871
 Cell _____ 716-531-0612
 e-mail _____ zcmonell@buffalo.edu
 Asst. AD/Communications _____ Jon Fuller
 e-mail _____ jfuller3@buffalo.edu



BUFFALO

MAC STANDINGS

AS OF NOV. 9

	CONFERENCE			OVERALL				
	W-L	GB	PCT	W-L	PCT	HOME	AWAY	STRK
Buffalo Bulls	0-0	-	.000	2-0	1.000	1-0	1-0	W2
Kent State Golden Flashes	0-0	-	.000	2-0	1.000	1-0	1-0	W2
Miami (OH) RedHawks	0-0	-	.000	1-0	1.000	0-0	1-0	W1
Akron Zips	0-0	-	.000	1-1	.500	1-0	0-1	W1
Ball State Cardinals	0-0	-	.000	1-1	.500	1-0	0-1	W1
Central Michigan Chippewas	0-0	-	.000	1-1	.500	0-1	1-0	L1
Eastern Michigan Eagles	0-0	-	.000	1-1	.500	1-0	0-1	W1
Northern Illinois Huskies	0-0	-	.000	1-1	.500	1-0	0-1	W1
Western Michigan Broncos	0-0	-	.000	1-1	.500	1-0	0-1	W1
Ohio Bobcats	0-0	-	.000	0-1	.000	0-0	0-1	L1
Toledo Rockets	0-0	-	.000	0-1	.000	0-0	0-1	L1
Bowling Green Falcons	0-0	-	.000	0-2	.000	0-1	0-1	L2

2024-25 PRESEASON MAC COACHES POLL

1. Ohio (11) – 121
2. Akron (1) – 106
3. Kent State – 99
4. Toledo – 95
5. Bowling Green – 73
6. Miami – 72
7. Ball State – 67
8. Central Michigan – 55
9. Eastern Michigan – 36
10. Western Michigan – 33
11. Northern Illinois – 24
12. **Buffalo – 11**

MAC Tournament Champions:
 Ohio (8), Kent State (3), Toledo (1)

PRESEASON ALL-MAC FIRST TEAM

Payton Sparks, Ball State
 Anthony Pritchard, Central Michigan
 VonCameron Davis, Kent State
 AJ Clayton, Ohio
 Javan Simmons, Toledo

PRESEASON ALL-MAC SECOND TEAM

Isaiah Gray, Akron
 Jalen Sullinger, Kent State
 Shereef Mitchell, Ohio
 AJ Brown, Ohio
 Isaiah Adams, Toledo

AROUND THE MAC SCHEDULE: November 11 - 17 All Times Eastern

Monday, November 11

Buffalo at Notre Dame
 Taylor at Bowling Green
 Western Michigan at Butler
 Central Michigan at #18 Marquette

Tuesday, November 12

Monmouth at Northern Illinois
 Maryland Eastern Shore at Miami (OH)
 Ohio at Illinois State
 Akron at Saint Mary's

Wednesday, November 13

Wright State at Toledo
 Ball State at Dayton
 Central Michigan at George Mason
 Kent State at #11 Auburn

Thursday, November 14

Bryant at Buffalo
 Eastern Michigan at IU Indy

Friday, November 15

SIU Edwardsville at Western Michigan
 Ohio at Memphis

Saturday, November 16

Indiana State at Ball State
 Eastern Michigan at Cleveland State
 Toledo at Detroit Mercy
 Bowling Green at Michigan State
 Northern Illinois at Bradley

























Sunday, November 17

Canisius at Western Michigan



BUFFALO BULLS BASKETBALL

GAME 3 AT NOTRE DAME

TEAM	2023-24 RECORD	SERIES RECORD	FIRST MEETING	LAST UB WIN	LAST OPP WIN	UB STREAK
 Akron	24-11	34-41	1954-55 L, 84-74	March 12, 2021 81-74 (OT)	Feb. 17, 2024 73-62	L7
 Ball State	15-16	22-17	Dec. 18, 1958 W, 80-64	Jan. 24, 2023 91-65	Jan. 23, 2024 87-59	L1
 Bowling Green	20-14	25-23	Jan. 6, 1999 L, 62-59	Jan. 17, 2023 100-71	Feb. 6, 2024 87-73	L1
 Bryant	20-13	0-0	---	---	---	---
 Central Michigan	18-14	28-15	Dec. 12, 1970 W, 80-73	Jan. 2, 2024 76-64	Jan. 14, 2023 87-78 (OT)	W2
 Eastern Michigan	13-18	22-13	Jan. 15, 1971 L, 88-76	Feb. 20, 2023 78-69	Jan. 2, 2024 75-65	W1
 Fredonia	7-18	22-4	Dec. 10, 1942 L, 32-21	Nov. 8, 2024 87-78	Dec. 4, 1985 77-70	W4
 Georgia	20-17	0-2	Dec. 14, 1948 L, 56-51	---	Dec. 11, 1976 108-77	L2
 Kent State	17-17	22-39	1938-39 L, 47-33	Jan. 21, 2022 64-51	Feb. 27, 2024 76-64	L5
 Miami (OH)	15-17	27-29	Jan. 8, 1999 L, 76-48	March 3, 2023 68-63	Jan. 9, 2024 86-65	L1
 Morgan State	11-20	1-0	Dec. 13, 1996 W, 85-70	Dec. 13, 1996 85-70	---	W1
 North Carolina A&T	7-25	1-0	Nov. 21, 2015 W, 86-68	Nov. 21, 2015 86-68	---	W1
 Northern Illinois	11-20	25-18	Jan. 29, 1966 L, 90-77	Feb. 28, 2023 85-75	March 8, 2024 78-68	L2
 Notre Dame	13-20	0-0	---	---	---	---
 Ohio	20-13	18-40	1929-30 W, 41-23	Jan. 3, 2023 75-72	March 5, 2024 78-66	L3
 Old Dominion	7-25	1-3	1968-69 L, 83-72	Nov. 4, 2024 83-82	Nov. 16, 2015 77-58	W1
 Penn State	16-17	2-6	1920-21 L, 43-16	Dec. 21, 2004 72-70	Nov. 29, 2003 67-64	W1
 Pitt-Bradford	14-12	2-3	Dec. 13, 1980 L, 51-47	Nov. 13, 2015 109-49	Jan. 19, 1988 91-85	W2
 St. Bonaventure	20-13	6-12	1915-16 W, 53-18	Dec. 3, 2022 83-66	Dec. 2, 2023 80-65	L1
 SBC Sun Belt Conference	MAC-SBC Challengege (TBD)					
 Temple	16-20	2-5	Dec. 23, 1949 L, 66-48	Nov. 29, 2008 83-73	Nov. 28, 2012 54-39	L2
 Toledo	20-12	14-22	Feb. 24, 1992 L, 73-57	Feb. 14, 2020 83-67	March 2, 2024 85-79	L7
 Vermont	28-7	1-3	1961-62 L, 66-58	Nov. 22, 2015 77-71	Nov. 15, 2009 58-57	W1
 Western Michigan	12-20	20-15	Feb. 27, 1954 L, 88-79	Feb. 4, 2023 85-76	Feb. 24, 2024 91-72	L2
TOTALS	364-379 (.490)	295-310 (.488)				



BUFFALO BULLS BASKETBALL

MONDAY, NOVEMBER 11, 2024

BUFFALO BASKETBALL // 5

LAST TIME OUT: Buffalo 87, Fredonia 78 - Nov. 8, 2024



Official Basketball Box Score - Final
Fredonia at Buffalo
 11/08/24 Alumni Arena, Buffalo
 2024-25 Men's Basketball

Game Time: 8:00 PM
 Game Duration: 1:56
 Attendance: 1,480

Dunn's Triple-Double Highlights Bulls Win Over Fredonia

BUFFALO, N.Y. – Senior Tyson Dunn recorded the program's fourth triple-double on Friday evening with 14 points, 10 rebounds and 14 assists as the Bulls (2-0, 0-0 MAC) defeated the Fredonia State Blue Devils (0-0, 0-0 SUNYAC), 87-78. With the win, the Bulls improve to 2-0 on the season for the first time since the 2018-19 season when they defeated St. Francis (Pa.) and #13 West Virginia.

Dunn joins Shannon Evans II (12/30/14 at Binghamton), CJ Massinburg (12/5/18 vs. Le Moyne) and Jayvon Graves (3/2/21 at Akron) as the only Bulls to record a triple-double. Dunn's 14 assists are tied for fifth in program history for most assists in a single game. The last Bull to record 14 assists was Byron Mulkey on March 4, 2007, against the Ohio Bobcats. Dunn also led the team with 4 steals.

To go with Dunn's performance, both sophomores Anquan Boldin Jr. and Ryan Sabol had career nights. Boldin set a new career-high in points scored with 22, passing his previous best of 19 that came against Western Kentucky (12/9/23). In the game, he knocked down 9 field goals while tallying 4 assists. Sabol scored a career-high 28 points on 8 field goals. This included tying his career-high 7 made three-pointers from Feb. 6th at Bowling Green, good for 10th in program history for most made threes in a single game. He also went a perfect 5-for-5 from the free throw line.

Freshman Ben Michaels went 5-for-8 from the floor as he finished with another 13-point performance.

The Bulls finished with 10 three-pointers on the night. The last time they finished with 10+ threes in back-to-back games came in the 2021-22 season at Bowling Green (2/15/22) and at Eastern Michigan (2/17/22) when they finished with 11 in each game.

Up next the Bulls will travel to South Bend, Ind. to face the Notre Dame Fighting Irish (1-0, 0-0 ACC). The game is set for 7 p.m. on Monday, Nov. 11 and can be streamed on ACCNX/ESPN+.

Fredonia - 78		Record: 0-0												
NO.	Name	Min	FG	3P	FT	Rebounds	Fouls	TP	AS	TO	ST	Blocks	+/-	
			M-A	M-A	M-A	OR DR TOT	PF	FD				BS BA		
3	Isaiah Youngquist	G	29:34	0-3	0-0	0-0	2 5 7	1 0	0	2	3	0	0	-8
11	Malik Jemison	G	35:25	6-10	2-4	2-3	1 5 6	4 5	16	5	7	2	0	-3
15	Amir Ross	G	27:25	5-9	4-6	1-2	0 2 2	4 1	15	3	4	2	0	-4
7	Brandon Kulakowski	G	38:08	9-16	5-10	0-1	6 7	3 3	23	3	1	2	0	-10
21	Martin Garza	G	38:43	7-14	5-12	0-0	0 3 3	3 0	19	2	2	3	0	-4
1	Kai Woods	G	04:24	1-1	0-0	0-0	0 0 0	2 0	2	1	1	0	0	8
10	Keenan Roberts Jr.	G	14:55	0-3	0-0	1-2	0 2 2	2 1	1	2	2	1	0	-3
23	Kofu Laditan	G	08:11	0-1	0-0	0-0	0 1 1	0 0	0	1	1	0	0	-13
13	AJ Judd	G	00:40	0-1	0-1	0-0	0 0 0	0 0	0	0	0	0	0	-2
14	Aiden Proudfoot	G	04:35	1-1	0-0	0-0	0 0 0	0 1	2	0	0	0	0	-6
Team						1 5 6			0					
Totals			29:59	16:33	4-8	5 29 34	19 11	78	19	21	10	1	1	-9

Shooting By Period

1 st FG%	17-31	54.8%
3PT%	7-15	46.7%
FT%	0-1	0%
2 nd FG%	12-28	42.9%
3PT%	9-18	50.0%
FT%	4-7	57.1%
GM FG%	29-59	49.2%
3PT%	16-33	48.5%
FT%	4-8	50.0%

Dead Ball Rebounds: 2, 0

Shooting By Period

1 st FG%	14-33	42.4%
3PT%	4-18	22.2%
FT%	5-10	50%
2 nd FG%	16-32	50.0%
3PT%	6-18	33.3%
FT%	12-16	75%
GM FG%	30-65	46.2%
3PT%	10-36	27.8%
FT%	17-25	68.4%

Dead Ball Rebounds: 4, 0

Buffalo - 87		Record: 2-0												
NO.	Name	Min	FG	3P	FT	Rebounds	Fouls	TP	AS	TO	ST	Blocks	+/-	
			M-A	M-A	M-A	OR DR TOT	PF	FD				BS BA		
33	Tim Oboh	C	09:06	0-2	0-0	0-0	0 1 1	0 0	0	0	0	0	0	-1
1	Noah Batchelor	G	17:12	1-5	1-5	1-2	3 5 8	0 2	4	0	0	0	0	-3
2	Ryan Sabol	G	32:53	8-15	7-14	5-5	0 1 1	1 2	28	0	0	0	0	8
4	Anquan Boldin Jr.	G	34:51	9-14	0-4	4-7	4 2 6	1 5	22	4	0	1	0	19
5	Tyson Dunn	G	37:41	5-8	1-3	3-4	0 10 10	3 4	14	14	6	4	0	5
8	Ben Michaels	F	25:57	5-8	1-3	2-4	0 1 1	3 3	13	0	2	2	1	0
11	Bryson Wilson	F	02:55	0-2	0-0	0-0	0 0 0	1 0	0	0	1	0	0	-5
9	Lloyd McVeigh	F	18:40	1-7	0-4	2-4	2 3 5	1 2	4	1	1	0	0	5
7	Brayden Jackson	F	09:25	0-1	0-0	0 2 2	0 0	0 0	0	0	1	0	0	-5
22	Kayvon Bradford	F	04:33	1-2	0-1	0-0	0 0 0	0 0	2	0	2	1	0	-1
15	Sam Akot	F	06:47	0-1	0-1	0-0	0 0 0	0 0	0	0	0	0	0	-2
Team						2 2 4			0					
Totals			30:55	10:36	17:26	11 27 38	12 18	87	19	13	8	1	1	9

Technical Fouls:Wilson 1st11:40

	FRED	BUF
Biggest lead	18 (1 st 12:05)	10 (2 nd 0:31)
Best Scoring Run	7 (1 st 16:19)	9 (2 nd 8:52)
Lead Changes	5	
Times Tied	5	
Time with Lead	26:50	09:43

Points from	FRED	BUF
Turnovers	13	18
Paint	22	38
Second Chance	8	11
Fast Breaks	7	27
Bench	5	19

Period by Period Scoring	FRED	BUF
1st	41	37
2nd	37	50
TOT	78	87

COACH HALCOVAGE POSTGAME COMMENTS

"We needed them [Anquan Boldin Jr., Ryan Sabol, Tyson Dunn] tonight," stated Head Coach George Halcovage III. "We needed their experience in big games and moments where we had to fight back in Alumni last year. They weren't phased by that and steadied our team. Tyson [Dunn] had a great performance with a triple-double, but I would like to clean up those turnovers. Early on I think we gave Fredonia easy baskets by letting them get out and get confident, but I am really proud of those guys for steadying us tonight."

2024-25 TOP PERFORMERS

BUFFALO	CATEGORY	OPPONENTS
28 by Ryan Sabol vs. Fredonia, 11/8/24	Points	25 by Robert Davis Jr., Old Dominion, 11/4/24
10 by Tyson Dunn at Old Dominion, 11/4/24	Field Goals Made	9 by Brandon Kulakowski, Fredonia, 11/8/24
15 by Ryan Sabol vs. Fredonia, 11/8/24	Field Goals Attempted	17 by Devin Ceaser, Old Dominion, 11/4/24
7 by Ryan Sabol vs. Fredonia, 11/8/24	3-Pointers Made	8 by Robert Davis Jr., Old Dominion, 11/4/24
14 by Ryan Sabol vs. Fredonia, 11/8/24	3-Pointers Attempted	12 by Martin Garza, Fredonia, 11/8/24
5 by Ryan Sabol vs. Fredonia, 11/8/24	Free Throws Made	2 by Stephaun Walker, Old Dominion, 11/4/24 & Malik Jemison, Fredonia, 11/8/24
7 by Anquan Boldin Jr. vs. Fredonia, 11/8/24	Free Throws Attempted	4 by Stephaun Walker, Old Dominion, 11/4/24
10 by Tyson Dunn vs. Fredonia, 11/8/24	Rebounds	13 by Stephaun Walker, Old Dominion, 11/4/24
14 by Tyson Dunn vs. Fredonia, 11/8/24	Assists	5 by Jaden Johnson, Old Dominion, 11/4/24 & Malik Jemison, Fredonia, 11/8/24
4 by Tyson Dunn vs. Fredonia, 11/8/24	Steals	3 by R.J. Blakney, Old Dominion, 11/4/24 & Martin Garza, Fredonia, 11/8/24
2 by Ben Michaels & Tim Oboh at Old Dominion, 11/4/24	Blocks	4 by Caelum Swanton-Rodger, Old Dominion, 11/4/24



BUFFALO BULLS BASKETBALL GAME 3 AT NOTRE DAME

The 2024-25 season marks the second year of **Head Coach George Halcovage III** at the helm of the University at Buffalo men's basketball program.

In a rebuild year, the Bulls finished their 2023-24 campaign with a 4-27 overall record and 2-18 in MAC play.

The Bulls return four veterans to the squad while adding 11 newcomers. Buffalo lives up to the international city. The Bulls have the third-most international student-athletes and the second-most freshmen in Division I for the 2024-25 campaign.

Anquan Boldin Jr. (Delray Beach, Fla.) is back for his sophomore season. As a freshman, he appeared in 22 games while starting in 18. The guard averaged 29.5 mpg to go along with his 7.0 ppg and 3.5 rpg. From the floor her shot .414 including .347 from three-point range. He recorded the third-most blocks on the team with 18. Boldin scored a career-high 19 points against Western Kentucky.

Lloyd McVeigh (Cabarita Beach, Australia) appeared in 30 games for the Bulls last season. The sophomore guard averaged 12.7 mpg, 1.9 ppg and 2.3 rpg in his first season in the blue and white. At the 2024 Paris Olympics, his brother, Jack, represented the Australian National Team.

Ryan Sabol (Washington, D.C.) was the only freshman on the roster to play in all 31 games last season where he started in 27 games. On the season he averaged 28.6 mpg to go along with his 8.1 ppg, 2.0 apg and 1.5 rpg. The guard shot .376 from three-point range as he scored a team-high 62 threes. At Bowling Green (2/6/24) he made seven threes which put him in the top-10 in program history with threes made in a single game.

Bryson Wilson (Washington, D.C.) played in 23 games last season. Off the bench, he averaged 10.9 mpg with 2.3 ppg and 1.3 rpg.

Noah Batchelor (Frederick, Md.) transferred from Maryland where he appeared in 48 games for the Terrapins. The junior guard/forward made 20 three-pointers including a career-high three at Penn State on March 10, 2024.

Tyson Dunn (Newmarket, Ontario) comes to

Buffalo from just across the Canadian border as he transfers from Western University in London, Ontario. In his three seasons with the Mustangs, Dunn started 52 games while appearing in 56 and averaged 30.4 minutes per game. The senior guard averaged 14.7 points, 4.9 rebounds, 6.1 assists and 2.6 steals per game for the Mustangs.

Omar Migues-Hibeljić (Quebec City, Quebec) attended the College Jean-De-Brebeuf in Montreal, Quebec. During his time at College Jean-De-Brebeuf, he averaged 16.8 points and 6.9 rebounds per game in 21 games. Migues-Hibeljić added 63 assists and 28 steals.

Brayden Jackson (Milton, Ontario) helped lead Fort Eries International Academy to the 2024 Canadian National Title. The 6'8" forward earned All-Canadian Honors in 2024 to go along with the national title.

Ben Michaels (Ipswich, England) played his high school career at Long Island Lutheran in Glen Head, N.Y. Michaels led the Crusaders to a 21-5 overall record including a 10-1 league record. The forward averaged 5.3 points, 2.4 rebounds and 0.6 assists per game.

Eric Kenesie Jr. (Kenosha, Wisc.) was a multisport athlete at St. Joseph Catholic Academy in Wisconsin. The guard helped his squad reach the 2023 WIAA State Championship game after a 51-point performance in the state semifinals. He was the first student-athlete to score 50 points in a state tournament game.

Frederiks Meinarts (Riga, Latvia), a 7'0" forward/center attended IMG Academy in Bradenton, Fla. The Latvian native played for Rigas Zelli in the Latvian Estonian Basketball League. He also represented his home country at the 2022 U18 FIBA European Championship. During his time playing for Team Latvia, he averaged 15.4 minutes, 10.6 points, 2.8 rebounds and 0.8 assists per game.

Sam Akot (London, Ontario) attended Notre Dame Catholic Secondary School in Burlington, Ontario. He played for the Canada Topflight Academy National Gold team. The lengthy guard has the ability to knock down the three-ball and defend at a high level.

Daniel Shao (Morris Plains, N.J.) attended Parsippany Hills High School in Parsippany,



RYAN SABOL

N.J. During his senior season in 2022-23, he appeared in all 12 games Vikings...During the 2023-24 season, he was a student manager for the University at Buffalo men's basketball program.

Kavon Bradford (Portland, Ore.) attended Benson Tech in Portland, Ore., but during the 2023-24 season he spent time with the Western Canada Preparatory Academy (WCPA) in Edmonton, Alberta. While at WCPA, he averaged 20.1 points, 7.5 rebounds, 8.5 assists while shooting over 39 percent from three-point range.

Tim Oboh (Orpington, England) 6'11" center, played at Canterbury Academy and for the Kent Crusaders over the last five years. At Canterbury, he averaged just under 17 points and 12 rebounds per game in the EABL. Oboh represented Great Britain at the U16 and U18 levels in the European Championship competitions.

Back on the bench are **Associate Head Coaches Hamlet Tibbs** and **Jake Presutti**. **Tim Saunders** was promoted to **Assistant Coach/Player Development** as **Jack Fitzpatrick** was moved to **Assistant Coach/Basketball Strategy**. Joining the coaching staff this season is **Kevin Voigt** as the new **Assistant Coach/Director of Basketball Operations**. Voigt came from Villanova where he was a graduate assistant the last two seasons.



ANQUAN BOLDIN JR.



LLOYD MCVEIGH



BRYSON WILSON



BUFFALO BULLS BASKETBALL

MONDAY, NOVEMBER 11, 2024

BUFFALO BASKETBALL // 7

ON THIS DATE IN BUFFALO MBB HISTORY

The Bulls are 4-1 in games played on Nov. 11th in the program's history. The Bulls fell to the South Alabama Jaguars last season on this date, 70-56. It'll mark the first road game on this date. All of Buffalo's wins on Nov. 11th have come against Catholic institutions:

- 2011 vs. Saint Peter's, 72-65
- 2016 vs. Niagara, 76-66
- 2017 vs. Canisius, 80-75
- 2019 vs. Nazareth, 109-72

BACK ON THE ROAD

The Bulls will hit the road to face the Notre Dame Fighting Irish in South Bend, Ind. This will be the first of two games they'll play in Indiana as they'll face the Ball State Cardinals on Saturday, Feb. 22 in Muncie.

BACK-TO-BACK NEW OPPONENTS

In back-to-back games, the Bulls will play schools they have never played in the program's history. On Monday, Nov. 11, they'll play at Notre Dame followed by the Bryan Bulldogs for a home contest on Thursday, Nov. 14.

THEIR 2-0 START

Since their return to Division I in 1991, Buffalo has only started 2-0 seven times.

A BUFFALO WIN...

A Buffalo win would give them their first 3-0 start to a season since 2018-19 when they started 11-0. In that start, they defeated #13 West Virginia on the road. Since their return to Division I in 1991, UB has only started 3-0 once, coming in 2018-19.

A BUFFALO LOSS...

With a loss, the Bulls would drop to 2-1 on the season.

AGAINST THE POWER FOUR

Buffalo's last win against a Power Four program was against Arizona State in the NCAA Tournament on March 22, 2019, 91-74.

PLAYING THE POWER FOUR

Notre Dame marks the first of three Power Four programs the Bulls will play this season. They will also play at Penn State (12/1) and at Georgia (12/19).

TIBBS RETURNS TO NOTRE DAME

Buffalo Associate Head Coach Hamlet Tibbs returns to Notre Dame where he served as the Fighting Irish's assistant coach in the 2022-23 season.

AGAINST THE ACC

All-time, Buffalo is 8-53 (.131) against teams from the ACC. Their last win against an ACC foe came on Dec. 18, 2018, when the #14 Bulls defeated the Syracuse Orange on the road, 71-59. The Bulls' last game against a team from the ACC was on Dec. 15, 2020, at Syracuse. The Orange won in overtime, 107-96. In total, they have beaten Syracuse six times along with Pitt and Miami (Fla.) once each.

FROM THREE-POINT RANGE

Buffalo has made at least 10 threes in back-to-back games for the first time since Feb. 15 and 17, 2022, when they played at Bowling Green and at Eastern Michigan, respectively.

LAST WIN IN THE HOOSIER STATE

The Bulls last win in the Hoosier State was on Jan. 24, 2023, at Ball State, 91-65.

OLD BIG EAST RIVALS

While Head Coach George Halcovage III was at Villanova, the Wildcats were 3-4 (.429) against the Fighting Irish.

ASSISTING OTHERS

Tyson Dunn was the first Bull in program history to record back-to-back games with 10+ assists.

FIRST TIMERS

The Bulls make their way back to Indiana to face a new opponent for the first time in program history. Last season they played Butler and will now play Notre Dame. In total, Buffalo has played seven of the 11 Division I programs in Indiana. They have never played IU Indy, Notre Dame, Purdue-Fort Wayne and Southern Indiana.

AROUND THE COUNTRYSIDE

The Bulls will play in nine different states on the season: New York (16), Ohio (4), Michigan (3), Indiana (2), Pennsylvania (2), Georgia (1), Illinois (1), Vermont (1), Virginia (1).

BUFFALO'S RECORD BY STATE

STATE	W	L	PCT
New York	1,019	714	.588
Georgia	3	3	.500
Illinois	21	24	.467
Michigan	30	41	.423
Virginia	6	9	.400
Indiana	15	27	.357
Ohio	76	157	.326
Pennsylvania	23	57	.288
Vermont	1	3	.250

PERSONNEL GAINS

The Bulls added two transfers in the offseason in junior guard/forward Noah Batchelor and senior guard Tyson Dunn. Batchelor transferred from Maryland where he scored 80 points and grabbed 35 rebounds in 48 games for the Terrapins. Dunn played at Western Ontario for three seasons. He scored 824 points (14.7 ppg) where he shot .476 from the floor.

FROM BUFFALO TO THE NBA

Former UB great and 1,000-point scorer Jeenathan Williams (2018-22, '22) signed a two-way contract with the Houston Rockets in October of 2023. He is teammates with Jack McVeigh, Lloyd McVeigh's older brother.

BACK "FOUR" SECONDS

Buffalo brings back all four freshmen from last season that accounted for 24.4% of points scored, 21.9% of rebounds and 34.9% of minutes played.

- Ryan Sabol appeared in all 31 games in the 2023-24 season, including starting 27 games. He led the first-year players with 888 minutes played (28.6 mpg) and 251 total points, good for 8.1 ppg. The guard led the team with 62 made three-pointers with a .376 3PT%.
- Anquan Boldin Jr. started in 18 games while playing in 22. After battling injury, he averaged 3.5 rpg and 7.0 ppg. He totaled 18 blocks in the 2023-24 campaign. Boldin averaged the third highest minutes played on the team at 29.6 mpg.
- Lloyd McVeigh played in 30 games where he snatched 70 total rebounds (2.3 rpg). From the floor he netted 57 points (1.9 ppg).
- Bryson Wilson appeared in 23 games off the bench where he averaged 2.3 ppg and 1.3 rpg.

YOUNG BLOODS

The Bulls added eight freshmen to the roster, tied for the third most in Division I with Georgetown and Rutgers. Air Force leads the way with 10 as Tarleton State has the second-most with nine. Joining the Bulls for the 2024-25 campaign are Omar Miques-Hibeljić (Quebec City, Quebec), Brayden Jackson (Milton, Ontario), Ben Michaels (Ipswich, England), Eric Kenesie Jr. (Kenosha, Wisc.), Frederiks Meinarts (Riga, Latvia), Sam Akot (London, Ontario), Kavon Bradford (Portland, Ore.) and Tim Oboh (Orpington, England).

WE THE NORTH

The Bulls added four Canadians to the 2024-25 campaign with Sam Akot, Tyson Dunn, Brayden Jackson and Omar Miques-Hibeljić signing with the Bulls. Buffalo has the most Canadians of any team in Division I basketball for the 2024-25 season. Weber State has the second-most Canadians on their roster with three.

BUFFALO: THE INTERNATIONAL GATEWAY

Of Head Coach George Halcovage III's 11 additions to the roster, eight are international student-athletes. The eight international student-athletes are tied for the third-most in Division I basketball. UT Martin leads the nation with 12 with Hawaii in second with nine. Weber State is tied with the Bulls with eight. In addition to Buffalo's four Canadians, Lloyd McVeigh (Australia) returns to the team, Frederiks Meinarts joins the team from Latvia, as both Tim Oboh and Ben Michaels are from Great Britain.

PERSONNEL LOSSES

UB lost seven players from last season that accounted for 1,593 of the 2,108 points (75.6%), 856 of the 1,082 rebounds (79.1%) and 65.1% of minutes played. Sy Chatman, last season's leading scorer with 18.2 ppg, finished his collegiate career...Isaiah Adams transferred to Toledo (12.8 ppg, 4.0 rpg, 3.7 apg)...Jonnivius Smith transferred to UT San Antonio (8.0 ppg, 8.3 rpg, 1.1 bpg)...Zaakir Williamson transferred to Saint Peter's (3.8 ppg, 2.7 rpg)...Kanye Jones transferred to SC Upstate (8.0 ppg, 2.9 rpg)...Shawn Fulcher transferred to Alabama State (8.4 ppg, 1.8 rpg, 3.0 apg)...James Graham transferred to Grambling State (2.6 ppg, 2.4 rpg).

ROAD WARRIORS

UB will go 35 days between home games from Dec. 3 - Jan. 7, tied for the fifth longest streak with Siena and Kennesaw State. The only schools with a longer streak are Navy (38), Mississippi Valley State (40), Prairie View A&M (61) and Bethune Cookman (63).

LOGGING THE MILES

The Bulls will roam across the country this season as far west as DeKalb, Ill., as far north as Burlington, Vt., and as far south as Athens, Ga. In total, the team will rack up 12,446 miles in the regular season. Their longest trip will be when the team faces the Georgia Bulldogs as they'll travel 1,572 miles roundtrip.

THE YOUNGEST IN THE COLLEGE HOOPS

Buffalo has two of the youngest players in college basketball for the 2024-25 season. Tim Oboh (March 2006) and Eric Kenesie Jr. (June 2006) are two of the youngest players this season. The Bulls join Duke, Siena and Iowa State as the only schools in college basketball with two players on the list.

AGAINST THE TOP MID-MAJORS

In the preseason College Insider Mid-Major Top-25, the Bulls are scheduled to play three teams in the top-25. Vermont checks in at No. 6 with Mid-American Conference foes Ohio and Toledo ranked 10th and 19th, respectively. Akron and Kent also received votes in the poll on Oct. 28.

DID YOU KNOW?

Notre Dame is just one of 27 Division I schools to have their mascot not end in the letter S.



BUFFALO BULLS BASKETBALL

GAME 3 AT NOTRE DAME

BUFFALO BASKETBALL // 8

SERIES HISTORY - NOTRE DAME

Series Record	0-0 (.000)
Last Five Meetings	0-0 (.000)
Last 10 Meetings	0-0 (.000)
Series Began	Nov. 11, 2024 (away)
Last Meeting	Never
Current Streak	
At Buffalo	0-0 (.000)
At Notre Dame	0-0 (.000)
Neutral	0-0 (.000)
Longest Streak	
Current Streak	
Most Buffalo Points	
Most Notre Dame Points	
Biggest Buffalo Win	
Biggest Notre Dame Win	

DATE	SITE	RESULT
11/11/2024	A	

BUFFALO VS. NOTRE DAME

This will be the first ever meeting between the Bulls and Fighting Irish.

THE SCOUTING REPORT

The Fighting Irish are coached by **Micah Shrewsberry** who is in his second year at the helm for Notre Dame. From 2021-23, he was the head coach at Penn State. In his six-year coaching career, he is 66-99 (.400). Last season, the Fighting Irish finished with a 13-20 (.394) overall record.

Notre Dame was selected 10th in the Atlantic Coast Conference Preseason Coaches' Poll on Oct. 15. The newly expanded ACC has 18 teams with SMU, California and Stanford joining this season. Notre Dame guard **Markus Burton** was named a Preseason First Team All-ACC selection. **Burton's** 17.5 ppg is the third highest returning scoring average in the ACC behind North Carolina's **RJ Davis** (21.2) and Wake Forest's **Hunter Sallis** (18.0 ppg).

BUFFALO'S RECORD ON 2024-25 GAME DATES

DATE	W	L	PCT
Nov. 4	1	0	1.000
Nov. 8	1	3	.250
Nov. 11	4	1	.800
Nov. 14	1	1	.500
Nov. 19	2	6	.250
Nov. 22	6	8	.429
Nov. 25	2	8	.200
Dec. 1	9	6	.600
Dec. 3	9	17	.346
Dec. 7	10	12	.455
Dec. 19	8	3	.727
Dec. 29	10	11	.476
Jan. 4	5	7	.417
Jan. 7	7	11	.389
Jan. 10	2	15	.118
Jan. 14	10	10	.500
Jan. 18	9	8	.529
Jan. 21	9	8	.529
Jan. 25	8	7	.533
Jan. 28	9	10	.474
Feb. 1	7	16	.304
Feb. 4	11	9	.550
Feb. 8	11	10	.524
Feb. 11	7	16	.304
Feb. 15	9	12	.429
Feb. 18	10	13	.435
Feb. 22	13	12	.520
Feb. 25	6	11	.353
Mar. 1	11	9	.550
Mar. 4	3	14	.176
Mar. 7	4	4	.500

BUFFALO'S RECORD BY MONTH

MONTH	W	L	PCT
November	110	102	.519
December	209	206	.504
January	234	275	.457
February	268	295	.476

BUFFALO'S ALL-TIME RECORD BY SITE

SITE	W	L	PCT
Home	818	449	.646
Away	387	663	.368
Neutral	78	78	.500
Overall	1,283	1,190	.518

BUFFALO OVERTIME HISTORY

	All-Time	Under Halcoverage
All OT Games	44-51 (.463)	1-0 (1.000)
OT	38-40 (.487)	1-0 (1.000)
2OT	5-11 (.313)	-
3OT	0-0 (.000)	-
4OT	1-0 (1.000)	-
Home	20-17 (.541)	-
Away	18-29 (.313)	1-0 (1.000)
Neutral	6-5 (.545)	-

02/12/1958	Akron	W, 45-42	OT
02/24/1958	at Buffalo State	W, 80-72	OT
1962-63	Syracuse	W, 63-61	OT
1963-64	Youngstown State	L, 64-66	OT
02/27/1968	at Ithaca	W, 70-66	OT
1968-69	Penn State	W, 66-60	OT
1968-69	Buffalo State	L, 78-83	OT
1972-73	Le Moyne	W, 71-70	OT
03/04/1974	at Buffalo State	L, 87-89	OT
01/18/1975	at Army	W, 70-68	OT
02/01/1975	at Geneseo	L, 70-77	OT
02/05/1975	at Le Moyne	L, 77-83	OT
02/08/1975	Youngstown State	L, 98-100	OT
01/20/1976	vs. Armstrong State	L, 84-92	OT
01/27/1976	Brockport	W, 111-109	OT
02/14/1976	at Akron	W, 83-73	OT
11/27/1976	Niagara	L, 85-88	2OT
01/25/1977	Milwaukee	W, 77-76	OT
02/12/1977	Akron	L, 77-79	OT
02/16/1977	at Le Moyne	L, 87-97	OT
02/21/1977	at Canisius	W, 78-77	OT
12/27/1977	vs. Colgate	L, 71-74	OT
01/05/1978	at Milwaukee	W, 78-75	OT
12/04/1979	at Fredonia	W, 69-67	OT
12/06/1979	Buffalo State	W, 83-81	OT
02/01/1980	Fredonia	W, 68-64	OT
02/13/1980	at Brockport	W, 64-58	OT
02/22/1980	Albany	W, 65-57	4OT
12/28/1980	at Brooklyn	W, 72-70	OT
12/05/1981	at Fredonia	L, 65-68	OT
12/12/1981	Buffalo State	W, 81-80	2OT
12/29/1981	vs. Manhattanville	W, 53-51	2OT
02/04/1984	at Oswego	L, 67-70	OT
02/07/1984	at Geneseo	L, 82-85	OT
02/13/1984	at Alfred	W, 62-60	OT
02/20/1984	at Houghton	L, 41-42	OT
02/13/1985	at Fredonia	L, 66-70	OT
11/20/1987	vs. St. Anselm	L, 120-125	OT
01/03/1988	Saginaw Valley State	W, 69-67	OT
02/03/1989	Pace	L, 60-61	OT
02/02/1990	Adelphi	L, 100-102	2OT
02/06/1990	at District of Columbia	L, 93-99	OT
01/18/1991	Pace	L, 58-73	OT
12/28/1992	at Colgate	L, 70-77	OT
01/04/1993	at Stetson	L, 82-89	OT
03/03/1993	at Central Connecticut State	L, 78-83	OT
03/06/1994	Northeastern Illinois	L, 81-83	2OT
01/17/1995	at Cornell	L, 92-94	2OT
11/30/1996	vs. Niagara	W, 78-77	OT
02/08/1997	at UMKC	L, 74-85	2OT
02/15/1997	Northeastern Illinois	W, 81-78	OT
03/03/1997	vs. Western Illinois	L, 77-80	OT
12/06/1997	at Chicago State	W, 90-83	OT
12/01/1998	at Manhattan	W, 68-66	2OT
11/19/1999	Niagara	L, 103-105	2OT
11/30/2000	Canisius	L, 78-80	OT
12/30/2000	at Marshall	L, 75-85	OT
01/03/2001	Akron	L, 65-75	OT
02/24/2001	Miami (OH)	W, 66-61	OT
11/23/2004	Fairleigh Dickinson	W, 87-84	OT
12/07/2004	at Elon	W, 70-63	OT
12/11/2004	Niagara	W, 95-92	2OT
01/19/2005	at Kent State	L, 80-85	OT
02/05/2005	at Miami (OH)	L, 74-77	OT
03/12/2005	vs. Ohio	L, 79-80	OT
03/06/2005	at Drexel	W, 81-76	OT
01/07/2006	at Northern Illinois	L, 82-84	OT
02/15/2006	Kent State	L, 107-111	2OT
02/13/2007	Bowling Green	W, 98-90	OT
02/17/2007	Detroit	L, 84-92	OT
12/29/2007	at UNC Asheville	L, 90-101	OT
01/29/2008	Western Michigan	L, 90-100	2OT
02/02/2008	at Central Michigan	L, 96-100	2OT
12/28/2008	vs. Pepperdine	W, 72-71	OT
03/05/2009	at Kent State	L, 71-77	OT
03/08/2009	Miami (OH)	W, 70-67	OT
11/21/2009	at Towson	W, 78-69	OT
02/20/2010	at Saint Peter's	W, 77-75	OT
01/08/2011	Bowling Green	L, 71-74	2OT
12/28/2011	at Temple	L, 85-87	OT
02/27/2013	at Kent State	L, 81-83	OT
03/11/2013	Central Michigan	W, 74-72	OT
12/21/2013	vs. Manhattan	L, 81-83	OT
11/28/2015	Canisius	W, 98-96	OT
02/27/2016	at Ohio	L, 96-703	OT
12/17/2016	Canisius	L, 87-94	OT
11/21/2017	vs. UAB	W, 96-91	OT
12/28/2017	NJIT	W, 86-81	OT
02/10/2018	at Northern Illinois	L, 88-90	OT
11/09/2018	at #13 West Virginia	W, 99-94	OT
02/21/2020	at Kent State	W, 104-98	2OT
12/15/2020	at Syracuse	L, 96-107	OT
03/12/2021	vs. Akron	W, 81-74	OT
01/14/2023	at Central Michigan	L, 78-87	OT
02/10/2024	at Georgia Southern	W, 82-81	OT



BUFFALO BULLS BASKETBALL

MONDAY, NOVEMBER 11, 2024

BUFFALO BASKETBALL // 9



COLLEGE INSIDER MID-MAJOR TOP-25

#	School	Record	Points
1.	Gonzaga (31)	0-0	775
2.	Grand Canyon	0-0	682
3.	Princeton	0-0	641
4.	Bradley	0-0	634
5.	Saint Mary's	0-0	630
6.	Vermont	0-0	534
7.	Northern Iowa	0-0	530
8.	Sanata Clara	0-0	478
9.	High Point	0-0	447
10.	McNeese	0-0	423
11.	Ohio	0-0	414
12.	UC Irvine	0-0	411
13.	Yale	0-0	403
14.	San Francisco	0-0	403
15.	Louisiana Tech	0-0	284
16.	Towson	0-0	263
17.	Arkansas State	0-0	239
18.	Milwaukee	0-0	206
19.	Toledo	0-0	164
20.	Samford	0-0	160
21.	Purdue Fort Wayne	0-0	157
22.	Kansas City	0-0	153
23.	Little Rock	0-0	128
24.	Lipscomb	0-0	92
25.	Western Kentucky	0-0	88

OTHERS RECEIVING VOTES: Charleston 83, Liberty 81, UC Santa Barbara 72, **Akron 51**, Norfolk State 47, **Kent State 46**, James Madison 39, Colgate 34, Appalachian State 29, Wofford 26, Sam Houston 24, Northern Kentucky 23, Oakland 23, Seattle 23, Montana 21, Murray State 21, ETSU 19, Grambling 19, Troy 19, Drake 18, Quinnipiac 18, UT Arlington 15, UNCW 11, Furman 10, South Dakota State 10, Chattanooga 8, Harvard 8, Texas A&M Corpus Christi 7, UC Davis 6, Howard 6, UMass Lowell 5, Weber State 5, Winthrop 5, Middle Tennessee 3, Austin Peay 2, Central Connecticut 1, Indiana State 1, North Alabama 1

AS OF 10/28/24

Bolded teams are programs Buffalo has or will face this season.

BULLS VS. CONFERENCES

vs. America East	0-0
vs. American Athletic Conference	0-0
vs. Atlantic-10	0-0
vs. Atlantic Coast Conference	0-0
vs. Big Ten	0-0
vs. Colonial Athletic Association	0-0
vs. Mid-American Conference	0-0
vs. Mid-Eastern Athletic Conference	0-0
vs. Non D-I	1-0
vs. Southeast Conference	0-0
vs. Sun Belt	1-0
OVERALL	2-0

BUFFALO IN THE NATIONAL & CONFERENCE STATS

Below is a breakdown of where UB ranks in the MAC and NCAA (as of 11/9/24):

Statistic	National Rank	Conference Rank	Value	National Leader	Value	Conference Leader	Value
Assist/Turnover Ratio (352 ranked)	126	3	1.38	Vanderbilt	18.00	Akron	1.88
Assists Per Game (352 ranked)	76	2	18.0	Dartmouth Lamar University	32.0 32.0	Akron	23.5
Bench Points per game (351 ranked)	175	6	25.50	Alabama A&M	76.00	Akron	39.00
Blocks Per Game (341 ranked)	180	7	3.5	UConn	13.0	NIU	6.0
Effective FG pct (352 ranked)	79	2	0.590	Michigan	0.772	NIU	0.621
Fastbreak Points (349 ranked)	71	2	18.50	Mercer	67.00	Ohio	19.00
Field Goal Percentage (352 ranked)	87	4	50.8	Michigan	68.4	NIU	53.3
Field Goal Percentage Defense (352 ranked)	253	8	45.6	Drexel	21.5	NIU	37.2
Fouls Per Game (352 ranked)	8	1	11.0	Drake	8.0	Buffalo	11.0
Free Throw Attempts Per Game (350 ranked)	154	4	21.5	UNCW	45.0	Ball St.	30.5
Free Throw Percentage (352 ranked)	298	10	60.5	Houston	100.0	Miami (OH)	92.3
Free Throws Made Per Game (351 ranked)	204	5	13.0	UNCW	33.5	Ball St.	19.5
Rebound Margin (352 ranked)	304	10	-6.5	Abilene Christian	55.0	NIU	17.5
Rebounds (Defensive) Per Game (352 ranked)	222	7	25.50	Abilene Christian	51.00	NIU	33.00
Rebounds (Offensive) Per Game (26 ranked)				Kennesaw St. Winthrop	28.00 28.00		
Rebounds Per Game (351 ranked)	275	10	33.50	Abilene Christian	76.00	Ball St.	45.50
Scoring Defense (352 ranked)	274	9	80.0	Houston	40.0	Western Mich.	53.0
Scoring Margin (352 ranked)	214	7	5.0	Dartmouth	82.0	NIU	26.5
Scoring Offense (352 ranked)	123	1	85.0	Dartmouth	129.0	Buffalo NIU	85.0 85.0
Steals Per Game (352 ranked)	140	6	8.5	Lamar University UTSA	21.0 21.0	Miami (OH)	13.0
Three Point Attempts Per Game (352 ranked)	70	2	28.0	Wofford	51.0	Akron	34.5
Three Point Percentage (352 ranked)	175	7	34.5	Drexel	62.5	Miami (OH)	44.0
Three Point Percentage Defense (351 ranked)	324	11	44.4	Iowa St.	8.3	Western Mich.	23.8
Three Pointers Per Game (351 ranked)	92	4	10.0	Dartmouth	20.0	Akron	12.5
Turnover Margin (352 ranked)	84	3	5.0	Lamar University	23.0	Ohio Western Mich.	6.0 6.0
Turnovers Forced Per Game (352 ranked)	51	2	18.00	Lamar University	31.00	Miami (OH)	19.00
Turnovers Per Game (352 ranked)	195	7	13.0	Vanderbilt	1.0	Ohio	9.0
Winning Percentage (283 ranked)	1	1	100.0	170 teams tied	100.0	Buffalo Kent St. Miami (OH)	100.0 100.0 100.0

STATS IN WINS VS LOSSES

Below is a breakdown of key stats throughout the season

GAMES	POINTS PER GAME	FG%	REBS PER GAME	ASSISTS PER GAME
	UB / OPP (MARGIN)	UB / OPP	UB / OPP (MARGIN)	UB / OPP
Won	85.0 / 80.0 (+5.0)	50.8 / 45.6	33.5 / 40.0 (-6.5)	18.0 / 17.0
Lost				



BUFFALO BULLS BASKETBALL GAME 3 AT NOTRE DAME

BUFFALO'S RECORD WHEN...

	Under Season....	Halcoverage
At Alumni Arena	1-0.....	3-13
On the road	1-0.....	3-11
Neutral site games	0-0.....	0-3
MAC games.....	0-0.....	2-16
MAC home games	0-0.....	1-8
MAC road games	0-0.....	1-8
In non-conference games	2-0.....	3-11
UB in overtime	0-0.....	1-0
vs. Top-25 teams.....	0-0.....	0-1
Leading at half.....	1-0.....	5-3
Trailing at half.....	1-0.....	1-23
Tied at half.....	0-0.....	0-1
Game decided by 1-4 points.....	1-0.....	2-1
Game decided by 5-9 points.....	1-0.....	3-6
Game decided by 10-14 points	0-0.....	1-9
Game decided by 15+ points	0-0.....	0-11
UB scores 59 points or fewer	0-0.....	0-5
UB scores between 60-69	0-0.....	0-16
UB scores between 70-79	0-0.....	2-5
UB scores between 80-89	2-0.....	4-1
UB scores between 90-99	0-0.....	0-0
UB scores 100 or more points	0-0.....	0-0
Opponent scores 59 points or under	0-0.....	0-0
Opponent scores between 60-69.....	0-0.....	2-2
Opponent scores between 70-79.....	1-0.....	1-11
Opponent scores between 80-89.....	1-0.....	3-10
Opponent scores between 90-99.....	0-0.....	0-3
Opponent scores 100 or more points	0-0.....	0-1
Leading with 5:00 left.....	2-0.....	6-0
Trailing with 5:00 left	0-0.....	0-27
Tied with 5:00 left	0-0.....	0-0
UB out-rebounds opponent	1-0.....	4-6
UB is out-rebounded	1-0.....	1-21
Rebounds are tied	0-0.....	1-0
UB commits more turnovers	0-0.....	3-21
UB commits fewer turnovers	2-0.....	3-6
Turnovers are equal	0-0.....	0-0
UB shoots 50% or better.....	1-0.....	4-0
UB shoots under 50%	1-0.....	2-27
Opponent shoots 50% or better	0-0.....	0-7
Opponent shoots under 50%	2-0.....	6-20
UB shoots better than opponent.....	1-0.....	5-3
Opponent shoots better than UB	1-0.....	1-24
Shooting percent is equal.....	0-0.....	0-0
On Mondays	1-0.....	1-2
On Tuesdays	0-0.....	2-10
On Wednesdays	0-0.....	1-2
On Thursdays.....	0-0.....	0-1
On Fridays	1-0.....	1-4
On Saturdays	0-0.....	1-8
On Sundays	0-0.....	0-0
In November	2-0.....	3-6
In December.....	0-0.....	0-5
In January.....	0-0.....	1-7
In February	0-0.....	2-6
In March.....	0-0.....	0-3
Day games	0-0.....	1-10
Night games	2-0.....	5-16
UB wearing white uniforms.....	1-0.....	2-6
UB wearing white Bull uniforms	0-0.....	1-6
UB wearing blue uniforms.....	1-0.....	1-9
UB wearing black uniforms.....	0-0.....	2-6

GAME-BY-GAME STARTERS

Game	G	G	F	G/F	C/F
at Old Dominion	Sabol	Boldin Jr.	Dunn	Batchelor	Oboh
Fredonia	Sabol	Boldin Jr.	Dunn	Batchelor	Oboh
at Notre Dame					
Bryant					
at Vermont					
Morgan State					
North Carolina A&T					
at Penn State					
Pitt-Bradford					
at St. Bonaventure					
at Georgia					
at Temple					
at Miami (OH)					
Ohio					
Kent State					
at Bowling Green					
at Western Michigan					
Akron					
at Eastern Michigan					
Central Michigan					
Ball State					
at Toledo					
TBD (MAC-SBC Challenge)					
at Northern Illinois					
Bowling Green					
Western Michigan					
at Ball State					
at Central Michigan					
Toledo					
Miami (OH)					
at Akron					

GAME-BY-GAME LEADERS

Game	POINTS	REBOUNDS	ASSISTS	STEALS	BLOCKS
at Old Dominion	Dunn (24)	Dunn/Batchelor (6)	Dunn (10)	Michaels (3)	Oboh/Michaels (2)
Fredonia	Sabol (28)	Dunn (10)	Dunn (14)	Dunn (4)	Michaels (1)
at Notre Dame					
Bryant					
at Vermont					
Morgan State					
North Carolina A&T					
at Penn State					
Pitt-Bradford					
at St. Bonaventure					
at Georgia					
at Temple					
at Miami (OH)					
Ohio					
Kent State					
at Bowling Green					
at Western Michigan					
Akron					
at Eastern Michigan					
Central Michigan					
Ball State					
at Toledo					
TBD (MAC-SBC Challenge)					
at Northern Illinois					
Bowling Green					
Western Michigan					
at Ball State					
at Central Michigan					
Toledo					
Miami (OH)					
at Akron					



BUFFALO BULLS BASKETBALL

MONDAY, NOVEMBER 11, 2024

BUFFALO BASKETBALL // 11

LEADS AND DEFICITS

OPPONENT	LARGEST LEAD	LARGEST DEFICIT	TIME LED	TIME TRAILED	TIMES TIED/LEAD CHANGES	RESULT
at Old Dominion	12 (14:18, 2nd)	6 (10:17, 1st)	32:13	3:58	5 / 9	W, 83-82
Fredonia	10 (00:31, 2nd)	18 (12:05, 1st)	9:43	26:50	5/5	W, 87-78
at Notre Dame						
Bryant						
at Vermont						
Morgan State						
North Carolina A&T						
at Penn State						
Pitt-Bradford						
at St. Bonaventure						
at Georgia						
at Temple						
at Miami (OH)						
Ohio						
Kent State						
at Bowling Green						
at Western Michigan						
Akron						
at Eastern Michigan						
Central Michigan						
Ball State						
at Toledo						
TBD (MAC-SBC Challenge)						
at Northern Illinois						
Bowling Green						
Western Michigan						
at Ball State						
at Central Michigan						
Toledo						
Miami (OH)						
at Akron						

SPECIALTY TEAM STATS

OPPONENT	RESULT	POINTS IN PAINT			POINTS OFF TURNOVERS			2ND CHANCE POINTS			FAST BREAK POINTS			BENCH POINTS		
		UB	OPP.	DIFF.	UB	OPP.	DIFF.	UB	OPP.	DIFF.	UB	OPP.	DIFF.	UB	OPP.	DIFF.
at Old Dominion	W, 83-82	42	32	+10	13	8	+5	4	23	-19	10	18	-8	32	31	+1
Fredonia	W, 87-78	38	22	+16	18	13	+5	11	8	+3	27	7	+20	19	5	+14
at Notre Dame																
Bryant																
at Vermont																
Morgan State																
North Carolina A&T																
at Penn State																
Pitt-Bradford																
at St. Bonaventure																
at Georgia																
at Temple																
at Miami (OH)																
Ohio																
Kent State																
at Bowling Green																
at Western Michigan																
Akron																
at Eastern Michigan																
Central Michigan																
Ball State																
at Toledo																
TBD (MAC-SBC Challenge)																
at Northern Illinois																
Bowling Green																
Western Michigan																
at Ball State																
at Central Michigan																
Toledo																
Miami (OH)																
at Akron																
TOTALS		80	54	+26	31	21	+10	15	31	-16	37	25	+12	51	36	+15



THE LAST TIME...

A BUFFALO TEAM...

Scored 100+ pts.....	102 vs. Eastern Michigan (2/7/23)
Scored 107+ pts.....	129 vs. SUNY Canton (12/21/22)
Scored 115+ pts.....	129 vs. SUNY Canton (12/21/22)
Scored 100+ in loss.....	107 vs. Kent State (2/15/06)
Scored 100+ in a MAC game.....	102 vs. Eastern Michigan (2/7/23)
Scored 50+ in a half.....	50 (2 nd half) vs. Fredonia (11/8/24)
Held opponent under 50 pts.....	35 vs. Central Michigan (2/21/23)*
Held opponent under 41 pts.....	35 vs. Central Michigan (2/21/23)*
Held opponent under 40 pts.....	35 vs. Central Michigan (2/21/23)*
Held opponent under 38 pts.....	35 vs. Central Michigan (2/21/23)*
Allowed 100+ pts.....	102 vs. Hofstra (11/20/23)
Won by 30+ pts.....	38 vs. St. John Fisher (12/6/22)
Won by 40+ pts.....	67 vs. SUNY Canton (12/21/22)
Won by 50+ pts.....	67 vs. SUNY Canton (12/21/22)
Won by 60+ pts.....	67 vs. SUNY Canton (12/21/22)
Made 55%+ FG.....	56.1% (32-of-57) at Old Dominion (11/4/24)
Made 60%+ FG.....	61.4% (27-of-44) vs. Roberts Wesleyan (11/15/23)
Made 70%+ FG.....	70.4% (50-of-71) vs. SUNY Canton (12/21/22)
Held opponent under 30%.....	29.8% (14-of-47) vs. Central Michigan (2/21/23)
Made 50%+ 3-pt. FGs.....	50.0% (11-of-22) at Ball State (11/24/23)
Made 60%+ 3-pt. FGs.....	60.0% (12-of-20) vs. Illinois State (11/24/21)
Made 66%+ 3-pt. FGs.....	66.7% (10-of-15) vs. Manhattan (2/23/13)
Held opponent under 20% 3-pts.....	13.0% (3-of-23) at Central Michigan (1/2/24)
Held opponent under 15% 3-pts.....	13.0% (3-of-23) at Central Michigan (1/2/24)
Held opponent under 10% 3-pts.....	0.0% (0-of-13) vs. Central Michigan (2/21/23)
Held opponent under 5% 3-pts.....	0.0% (0-of-13) vs. Central Michigan (2/21/23)
Made 10+ 3-pt FGs.....	10-of-36 vs. Fredonia (11/8/24)
Made 13+ 3-pt FGs.....	14-of-38 vs. St. John Fisher (12/6/22)
Made 16+ 3-pt FGs.....	16-of-31 vs. Niagara (12/21/19)
Made 17+ 3-pt FGs.....	19-of-33 vs. Ohio (2/19/19)
Failed to make a 3-pt FG.....	0-of-12 vs. Miami (OH) (1/17/15)
Held opponent to five or less 3-pt FGs.....	2-of-9 vs. Toledo (3/2/24)
Held opponent to four or less 3-pt FGs.....	2-of-9 vs. Toledo (3/2/24)
Held opponent to three or less 3-pt FGs.....	2-of-9 vs. Toledo (3/2/24)
Held opponent to two or less 3-pt FGs.....	2-of-9 vs. Toledo (3/2/24)
Held opponent to no 3-pt FGs.....	0-of-13 vs. Central Michigan (2/21/23)
Made 85%+ FT.....	100.0% (11-of-11) vs. Toledo (3/2/24)
Made 88%+ FT.....	100.0% (11-of-11) vs. Toledo (3/2/24)
Made 90%+ FT.....	100.0% (11-of-11) vs. Toledo (3/2/24)
Made 91%+ FT.....	100.0% (11-of-11) vs. Toledo (3/2/24)
Made 100% FT.....	100.0% (11-of-11) vs. Toledo (3/2/24)
Attempted 40+ FTs.....	40 vs. Roberts Wesleyan (11/15/23)
Attempted 50+ FTs.....	55 vs. Bowling Green (2/13/07)
Made 30+ FTs.....	33-of-35 vs. Bowling Green (11/5/22)
Made 40+ FTs.....	41 vs. St. Rose (11/27/89)
Had 50+ rebounds.....	51 at Central Michigan (1/14/23)
Had 51+ rebounds.....	51 at Central Michigan (1/14/23)
Had 60+ rebounds.....	64 vs. Buffalo State (1/4/12)
+20 rebound margin.....	+29 (49-17) vs. Roberts Wesleyan (1/15/23)
+24 rebound margin.....	+29 (49-17) vs. Roberts Wesleyan (1/15/23)
+30 rebound margin.....	+35 (55-20) vs. SUNY Canton (12/21/22)
Had 20+ assists.....	22 vs. Eastern Michigan (2/7/23)
Had 26+ assists.....	30 vs. Bowling Green (1/17/23)
Had 29+ assists.....	30 vs. Bowling Green (1/17/23)
Had 30+ assists.....	30 vs. Bowling Green (1/17/23)
Forced 20+ TOs.....	21 vs. Fredonia (11/8/24)
Forced 24+ TOs.....	25 vs. St. John Fisher (12/6/22)
Blocked 10+ shots.....	11 vs. Toledo (3/2/24)
Blocked 12+ shots.....	13 vs. Point Park (11/29/21)
Blocked 13+ shots.....	13 vs. Point Park (11/29/21)
Committed under 7 or fewer TOs.....	7 vs. Western Michigan (2/19/22)
Committed under 4 or fewer TOs.....	4 vs. Miami (OH) (1/12/19)
Had 10+ steals.....	10 vs. Northern Illinois (3/8/24)
Had 11+ steals.....	11 vs. Western Kentucky (12/9/23)
Had 12+ steals.....	12 vs. Akron (3/9/23)
Had 13+ steals.....	17 vs. Central Michigan (2/21/23)
Had 15+ steals.....	17 vs. Central Michigan (2/21/23)
Went to OT.....	2/10/24 at Georgia Southern (W, 82-81)
Went to 2OT.....	2/21/20 at Kent State (W, 104-98)
Went to 3OT.....	2/22/1980 vs. Albany (W - 4OT, 65-57)
Went to 4OT+.....	2/22/1980 vs. Albany (W, 65-57)
Won in OT.....	2/10/24 at Georgia Southern (82-81, OT)
Led wire-to-wire.....	at Central Michigan (1/2/24)
Played a ranked opponent.....	at #22 James Madison (11/29/22)
Beat a ranked opponent.....	11/9/18 at #13 West Virginia, 99-94 (OT)

*Division I Era Record

A BUFFALO BULL...

Scored 43+ pts.....	C.J. Massinburg (43) at #13 West Virginia (11/9/18)
Scored 41+ pts.....	C.J. Massinburg (43) at #13 West Virginia (11/9/18)
Scored 39+ pts.....	C.J. Massinburg (43) at #13 West Virginia (11/9/18)
Scored 32+ pts.....	Curtis Jones (32) vs. St. Bonaventure (12/3/22)
Scored 30+ pts.....	Curtis Jones (30) at Western Michigan (2/4/23)
Two players with 20+ pts.....	Ryan Sabol (28) & Anquan Boldin Jr. (22)vs. Fredonia (11/8/24)
Two players with 30+ pts.....	Calvin Cage (37) & Roderick Middleton (30)vs. Kent State (2/15/06)
Three players with 15+ pts.....	Sy Chatman (24), Isaiah Adams (15)& Ryan Sabol (15)vs. Western Michigan (1/6/24)
Five players with 10+ pts.....	Tyson Dunn (24), Bryson Wilson (15),Ben Michaels (13), Ryan Sabol (11) & Noah Batchelor (10)at Old Dominion (11/4/24)
Played every minute.....	Sy Chatman (40) vs. Ohio (3/5/24)
Played every minute with OT.....	Sy Chatman (45) at Georgia Southern (OT) (2/10/24)
Had 15+ rebounds.....	Jonnivius Smith (15) at Central Michigan (1/2/24)
Had 19+ rebounds.....	Jonnivius Smith (19) vs. FDU (11/6/23)
Had 20+ rebounds.....	Josh Mballa (20) vs. Akron (3/12/21)
Had 21+ rebounds.....	Sam Pellom (24) at Temple (12/19/77)
Two players with 10+ rebounds.....	Sy Chatman (13) & Zaakir Williamson (10)vs. Eastern Michigan (2/20/24)
Three players with 8+ rebounds.....	Isaac Jack (10), LaQuill Hardnett (10),& Isaiah Adams (8) vs. Tulane (12/10/22)
Five players with 5+ rebounds.....	Jonnivius Smith (8), James Graham (6)Lloyd McVeigh (6), Anquan Boldin Jr. (5) & Sy Chatman (5) at Richmond (12/21/23)
Had 14+ assists.....	Tyson Dunn (14) vs. Fredonia (11/8/24)
Had 15+ assists.....	Modie Cox (15) vs. Chicago State (2/6/95)
Had 20+ assists.....	Gary Domzalski (22) vs. Youngstown State (2/8/75)*
Had 5+ steals.....	Zid Powell (8) at Miami (OH) (1/10/23)*
Had 6+ steals.....	Zid Powell (8) at Miami (OH) (1/10/23)*
Had 7+ steals.....	Zid Powell (8) at Miami (OH) (1/10/23)*
Had 8+ steals.....	Zid Powell (8) at Miami (OH) (1/10/23)*
Had 3+ blocks.....	Sy Chatman (3) & Jonnivius Smith (4) vs. Toledo (3/2/24)
Had 4+ blocks.....	Jonnivius Smith (4) vs. Toledo (3/2/24)
Had 5+ blocks.....	Sy Chatman (5) vs. Iona (11/22/23)
Had 8+ blocks.....	Javon McCrea (8) vs. Kent State (2/27/13)
Had 10+ blocks.....	Sam Pellom (13) vs. Cleveland State (2/21/76)*
Made 8+ FGs.....	Anquan Boldin Jr. (9) & Ryan Sabol (8) vs. Fredonia (11/8/24)
Made 9+ FGs.....	Anquan Boldin Jr. (9) vs. Fredonia (11/8/24)
Made 10+ FGs.....	Tyson Dunn (10) at Old Dominion (11/4/24)
Made 13+ FGs.....	Curtis Jones (13) vs. St. Bonaventure (12/3/22)
Made 15+ FGs.....	Javon McCrea (15) vs. Milwaukee (12/5/12)
Made 5+ 3pt FGs.....	Ryan Sabol (7) vs. Fredonia (11/8/24)
Made 6+ 3pt FGs.....	Ryan Sabol (7) vs. Fredonia (11/8/24)
Made 7+ 3pt FGs.....	Ryan Sabol (7) vs. Fredonia (11/8/24)
Made 10+ 3pt FGs.....	Eric Moore (11) at Bowling Green (1/7/07)*
Made 10+ FTs.....	Sy Chatman (12-of-13) at Central Michigan (1/2/24)
Two players made 5+ 3pt FGs.....	Jeenathan Williams (5) & Ronaldo Segu (5)vs. Miami (OH) (3/11/21)
Recorded a double-double.....	Tyson Dunn (24 points, 10 rebounds, 14 assists)vs. Fredonia (11/8/24)
Two players recorded a double-double.....	Sy Chatman (23 points, 13 rebounds)& Zaakir Williamson (12 points, 10 rebounds) vs. Eastern Michigan (2/20/24)
Recorded back-to-back double-doubles.....	Tyson Dunn24 points, 10 assists at Old Dominion (11/4/24)14 points, 10 rebounds, 14 assists vs. Fredonia (11/8/24)
Recorded a triple-double.....	Tyson Dunn (14 points, 10 rebounds, 14 assists)vs. Fredonia (11/8/24)
Led team in points, rebounds, assists.....	Tyson Dunn at Old Dominion (11/4/24)24 points, 6 rebounds, 10 assists

*Program Record



TEAM & INDIVIDUAL RECORDS

TEAM RECORDS

GAME

Points	132 vs. Western Ontario (1964-65)
Points (Modern Era, 1991-Pres.)	129 vs. SUNY Canton (12/21/22)
Points Against a MAC Opponent	114 vs. Ohio (2/19/19)
Largest Margin of Victory	71 vs. Ontario (1951-52)
Largest Margin of Victory (Modern Era)	67 vs. SUNY Canton (12/21/22)
Most Points in a Home Game	129 vs. SUNY Canton (12/21/22)
Most Points in a Road Game	112 at Bowling Green (2/15/22)
Fewest Points Allowed (Modern Era)	35 vs. Central Michigan (2/21/23)
Most Points Allowed	125 vs. St. Anselm (11/20/87)
Most Points Allowed at Home	111 (2OT) vs. Kent State (2/15/06)
Most Points Allowed on the Road	123 at Syracuse (12/1/73)
Most Points Allowed at Home	123 at Holy Cross (12/6/76)
Most Points Allowed at Home	111 (2OT) vs. Kent State (2/15/06)
Field Goals Made	55 vs. SUNY Canton (12/21/22)
Field Goals Attempted	83 vs. Toledo (1/8/19)
Field Goal Percentage	70.4% vs. SUNY Canton (12/21/22)
3-Point Field Goals Made	19 vs. Ohio (2/19/19)
3-Point Field Goals Attempted	42 vs. Missouri-Kansas City (2/8/97)
Free Throws Made	41 vs. St. Rose (11/27/89)
Free Throws Attempted	55 vs. St. Rose (11/27/89)
Rebounds	95 vs. Rochester (2/25/75)
Assists	30 vs. Bowling Green (1/17/23)
Blocked Shots	21 vs. Cleveland State (2/21/76)
Steals	24 vs. Mansfield (12/14/88)
Most Personal Fouls	42 at Eastern Michigan (3/4/03)

SEASON

Wins	32 (2018-19)
Points Per Game	84.6 (2017-18)
Rebounds	1,471 (2018-19)
Field Goals Made	1,105 (2017-18)
Field Goals Attempted	2,346 (2018-19)
Field Goal Percentage	50.2% (1983-84)
3-Point Field Goals Made	351 (2017-18)
3-Point Field Goals Attempted	1,023 (2018-19)
3-Point Field Goal Percentage	50.0% (1985-86)
Free Throws Made	616 (2015-16)
Free Throws Attempted	867 (2015-16)
Free Throw Percentage	75.1% (2005-06)
Personal Fouls	755 (2017-18)
Assists	612 (1973-74)
Blocked Shots	305 (1975-76)
Steals	290 (2004-05)

INDIVIDUAL RECORDS

GAME

Points	Mike Martinho (44) vs. Rochester (2/3/98)
Points in a Road Game	C.J. Massinburg (43) at No. 13 West Virginia (11/9/18)
Points in a Home Game	Mike Martinho (44) vs. Rochester (2/3/98)
Points in a MAC Game	Calvin Cage (37) vs. Kent State (2/15/06)
Field Goals Made	Otis Horne (18) vs. Catholic (1/25/75)
Field Goals Attempted	Otis Horne (32) (1975)
3-Point Field Goals Made	Eric Moore (11) at Bowling Green (1/7/07)
3-Point Field Goals Attempted	Mike Martinho (21) vs. Troy (2/22/96)
Free Throws Made	Rasaun Young (18) vs. Eastern Illinois (2/27/95)
Free Throws Attempted	Rasaun Young (26) vs. Eastern Illinois (2/27/95)
Rebounds	Curtis Blackmore (32) vs. Tenn.-Chattanooga (2/19/73)
Assists	Gary Domzalski (22) vs. Youngstown State (2/8/75)
Blocked Shots	Sam Pellom (13) vs. Cleveland State (2/21/76)
Steals	Gary Domzalski (8) (1973-74)
	Michael Washington (8) vs. Pace (2/20/88)
	Modie Cox (8) vs. Iona (12/29/94)
	Zid Powell (8) at Miami (OH) (1/10/23)

SEASON

Points	C.J. Massinburg (636), 2017-18
Field Goals Made	Javon McCrea (240), 2012-13
Field Goals Attempted	Jayvon Graves (479), 2019-20
3-Point Field Goals Made	Zach Filzen (110), 2010-11
3-Point Field Goals Attempted	Zach Filzen (267), 2010-11
Free Throws Made	John Blalock (177), 1991-92
Free Throws Attempted	Rasaun Young (177), 1997-98
Free Throws Attempted	Rasaun Young (250), 1996-97
Rebounds	Curtis Blackmore (427), 1972-73
Assists	Gary Domzalski (235), 1974-75
Blocked Shots	Sam Pellom (155), 1974-75
Steals	Byron Mulkey (85), 2010-11

CAREER

Games Played (at UB)	Nick Perkins (139), 2015-19
Points	Javon McCrea (2,004), 2010-14
Field Goals Made	Javon McCrea (798), 2010-14
Field Goals Attempted	Nick Perkins (1,406), 2015-19
Field Goal Percentage	Javon McCrea (57.6%), 2010-14
3-Point Field Goals Made	Mike Martinho (328), 1994-98
3-Point Field Goals Attempted	Mike Martinho (861), 1994-98
3-Point Field Goal Percentage	Brace Lowe (45.2%), 1987-89
Free Throws Made	Rasaun Young (568), 1993-98
Free Throws Attempted	Rasaun Young (828), 1993-98
Free Throw Percentage	Tony Watson (85.6%), 2009-13
Rebounds	Sam Pellom (1,297), 1974-78
Assists	Gary Domzalski (565) (1972-76)
Blocked Shots	Sam Pellom (375), 1974-78
Steals	Louis Campbell (198), 1998-02



BUFFALO BULLS BASKETBALL GAME 3 AT NOTRE DAME

HEAD COACH GEORGE HALVOCAGE III



WHILE AT VILLANOVA...

2 NATIONAL TITLES



4 FINAL FOURS



5 BIG EAST TOURNAMENT TITLES

7 BIG EAST REGULAR SEASON TITLES

389-131
OVERALL RECORD IN 15 SEASONS



George and his wife, Lizzy, during his introductory press conference on Monday, April 3, 2023.

George Halvocation III enters his second season at the helm for the University at Buffalo. He was named the 15th head coach in UB men's basketball history, Vice President and Director of Athletics Mark Alnutt announced on Thursday, March 30, 2023. A rising star in the coaching ranks, Halvocation comes to Buffalo from Villanova where he spent 15 years, most recently serving as associate head coach.

As a trusted assistant to legendary Villanova head coach Jay Wright, Halvocation helped lead the Wildcats to a record of 389-131 (.748), two national championships, four NCAA regional championships, seven Big East regular season championships and five Big East Tournament championships during his time there.

"It is an honor for me to announce George Halvocation III as the head coach for our UB men's basketball program," Alnutt said. "George has proven himself as one of the top assistant coaches in collegiate basketball. His knowledge of the game, energy, passion and work ethic allowed him to climb the proverbial ladder and assume the role of associate head coach at Villanova University.

"He has experience winning at the highest level, he's a tenacious recruiter and has the exceptional ability to connect with people. He has a very clear vision of sustained excellence for UB Basketball which will position our program to regularly compete for MAC Championships and perform at a high level in the classroom while developing young men who will be champions in life. I am thrilled to welcome George and Lizzy Halvocation to our UB family!"

Halvocation was elevated to associate head coach in June 2021. That season, Halvocation helped lead Villanova to a 30-8 record, a Big East title and a spot in the Final Four in New Orleans.

Halvocation worked his way up the ranks at Villanova, beginning as a graduate assistant in 2008. He was a part of the Villanova staff that guided the Wildcats to the 2009 NCAA Final Four in Detroit. In 2010, he was promoted to video coordinator. He later was elevated to the role of director of basketball operations and served in that capacity during the Wildcats' run to the 2016 NCAA National Championship. In 2017-18, he was an assistant coach as the Wildcats posted a 36-4 record on their way to another NCAA title.

"It is an incredible honor and privilege to be chosen as the Head Men's Basketball Coach of the University at Buffalo," Halvocation said. "From the moment my wife, Lizzy, and I arrived in Western New York, it felt like home, and we are beyond excited for this next chapter. I would like to thank President Tripathi, Vice President and Director of Athletics Mark Alnutt and his wife Kate, as well as the entire search committee for their dedication, commitment, and belief in me as the leader of this program. I am thrilled to be joining the UB family and cannot wait to get to work in Buffalo! Horns Up!"

Halvocation was named to the list of Top-50 Most Impactful High-Major Assistants by Silver Waves Media in 2020 and 2022.

A native of Pottsville, Pa., Halvocation is a 2008 graduate of Babson College where he was a member of the Beavers' men's basketball team. He earned a master's degree in business administration from Villanova in 2012.

Coaching Experience

2023-	Head Coach	Buffalo
2021-23	Associate Head Coach	Villanova
2017-21	Assistant Coach	Villanova
2015-17	Director of Operations	Villanova
2012-15	Video Coordinator	Villanova
2010-12	Video Intern	Villanova
2008-10	Graduate Assistant	Villanova

Career Head Coaching Record - 6-27 (Second Season)



BUFFALO BULLS BASKETBALL

MONDAY, NOVEMBER 11, 2024

BUFFALO BASKETBALL // 15

ON THE BENCH



HAMLET TIBBS (West Virginia, '07)

Associate Head Coach

- In his second season at Buffalo
- Spent the 2022-23 season at Notre Dame as an assistant coach under Mike Brey
- Won three America East Conference Tournament Titles during a seven-year run at Vermont (2014-21)



JAKE PRESUTTI (Syracuse, '08)

Associate Head Coach

- In his second season at Buffalo
- Spent the last two seasons at Pittsburgh
- Went to the NCAA twice during his time at Marquette (2014-21)
- Was on the Marquette staff during UB's 2018-19 historic run



TIM SAUNDERS (Villanova, '20 & '22)

Assistant Coach/Player Development

- In his second season at Buffalo
- Spent the last two seasons at Villanova as the video coordinator
- Was a practice player for the Wildcats from 2018-20



JACK FITZPATRICK (Emmanuel, '19)

Assistant Coach/Basketball Strategy

- In his sixth season at Buffalo
- Spent the last four seasons at UB as the video coordinator
- Graduated from Emmanuel College in 2019 as the valedictorian and was a three-year captain of the men's basketball team



KEVIN VOIGT (Villanova, '22 & '24)

Assistant Coach/Director of Basketball Operations

- In his first season at Buffalo
- Served as a graduate assistant at Villanova from 2022-24

HALCOVAGE VS. OPPONENTS

Akron	0-2
Ball State	0-1
Bowling Green	0-1
Bryant	0-0
Butler	0-1
Central Michigan	1-0
Eastern Michigan	1-1
Fairleigh Dickinson	0-1
Fredonia	1-0
Georgia	0-0
Georgia Southern	1-0
Hofstra	0-1
Iona	0-1
James Madison	0-1
Kent State	0-2
Louisiana	0-1
Miami (OH)	0-1
Morgan State	0-0
Niagara	0-1
North Carolina A&T	0-0
Northern Illinois	0-2
Notre Dame	0-0
Ohio	0-2
Old Dominion	1-0
Penn State	0-0
Pitt-Bradford	0-0
Richmond	0-1
Roberts Wesleyan	1-0
South Alabama	0-1
St. Bonaventure	0-1
Temple	0-0
Toledo	0-2
Vermont	0-0
Western Kentucky	0-1
Western Michigan	0-2

WHAT THEY ARE SAYING ABOUT GEORGE HALCOVAGE III

"George is one of the best coaches we've ever had at Villanova. He has recruited, developed, and mentored our players with passion. George is a great leader and basketball mind. We'll miss him and Lizzy. The University at Buffalo is getting a creative, committed Head Basketball Coach."

- Jay Wright (CBS / Former Villanova MBB Head Coach)

"George and I both came to Villanova in 2008 and we have grown up together in this business. As a coach he is an outstanding tactician and superb recruiter whose efforts were instrumental in this program's success. On a personal level, he is a great friend, a brother, who will be an amazing head coach at the University of Buffalo. We are thrilled for George and Lizzy as they begin this new chapter of their lives."

- Kyle Neptune (Head Coach Villanova Men's Basketball)

"Coach G is a great leader and basketball mind. He is more than prepared to lead UB Basketball and represent New York! At Villanova he had constant dialogue with his players and was always focused on doing what it took to help me become the best player I could possibly be every single day. I have great confidence that he will thrive as the Head Coach at UB!"

- Jalen Brunson (New York Knicks / Villanova MBB Alum)

"I have had the opportunity to watch Coach George Halcovage the past 10 years and I have no doubt he will do an incredible job at The University at Buffalo. George had a hand in every aspect of the Villanova Basketball program as an assistant coach to Jay Wright. He is a tremendous floor coach and tactician with a network of contacts that will help UB build an elite program in the MAC. George possesses the ability to communicate and connect with players while understanding that the role of a head coach is not only to win games but help build a bridge for players to cross after graduation. I look forward to following his and UB's success."

- Seth Greenberg (ESPN / Former Head Coach Virginia Tech)



BUFFALO BULLS BASKETBALL GAME 3 AT NOTRE DAME

MISCELLANEOUS PLAYER STATS

#0 MIGUES-HIBELJIC

CATEGORY	2024-25	CAREER
Double-digit scoring	0	0
20+ point games	0	0
Double-digit rebounding	0	0
Double-doubles	0	0
Led UB in scoring	0	0
Led UB in rebounding	0	0
Led UB in three-pointers	0	0
Led UB in assists	0	0
Led UB in steals	0	0
Led UB in blocks	0	0
5+ assist games	0	0
3+ steal games	0	0
3+ block games	0	0

#1 BATCHELOR

CATEGORY	2024-25	CAREER
Double-digit scoring	1	1
20+ point games	0	0
Double-digit rebounding	0	0
Double-doubles	0	0
Led UB in scoring	0	0
Led UB in rebounding	1	1
Led UB in three-pointers	1	1
Led UB in assists	0	0
Led UB in steals	0	0
Led UB in blocks	0	0
5+ assist games	0	0
3+ steal games	0	0
3+ block games	0	0

#2 SABOL

CATEGORY	2024-25	CAREER
Double-digit scoring	2	11
20+ point games	1	3
Double-digit rebounding	0	0
Double-doubles	0	0
Led UB in scoring	1	3
Led UB in rebounding	0	0
Led UB in three-pointers	1	17
Led UB in assists	0	6
Led UB in steals	0	6
Led UB in blocks	0	0
5+ assist games	0	3
3+ steal games	0	0
3+ block games	0	0

#4 BOLDIN JR.

CATEGORY	2024-25	CAREER
Double-digit scoring	1	5
20+ point games	1	1
Double-digit rebounding	0	0
Double-doubles	0	0
Led UB in scoring	0	0
Led UB in rebounding	0	2
Led UB in three-pointers	0	1
Led UB in assists	0	3
Led UB in steals	0	6
Led UB in blocks	0	3
5+ assist games	0	0
3+ steal games	0	1
3+ block games	0	1

#5 DUNN

CATEGORY	2024-25	CAREER
Double-digit scoring	1	1
20+ point games	1	1
Double-digit rebounding	1	1
Double-doubles	2	2
Triple-doubles	1	1
Led UB in scoring	1	1
Led UB in rebounding	2	2
Led UB in three-pointers	0	0
Led UB in assists	2	2
Led UB in steals	0	0
Led UB in blocks	0	0
5+ assist games	2	2
3+ steal games	1	1
3+ block games	0	0

#7 JACKSON

CATEGORY	2024-25	CAREER
Double-digit scoring	0	0
20+ point games	0	0
Double-digit rebounding	0	0
Double-doubles	0	0
Led UB in scoring	0	0
Led UB in rebounding	0	0
Led UB in three-pointers	0	0
Led UB in assists	0	0
Led UB in steals	0	0
Led UB in blocks	0	0
5+ assist games	0	0
3+ steal games	0	0
3+ block games	0	0

#8 MICHAELS

CATEGORY	2024-25	CAREER
Double-digit scoring	2	2
20+ point games	0	0
Double-digit rebounding	0	0
Double-doubles	0	0
Led UB in scoring	0	0
Led UB in rebounding	0	0
Led UB in three-pointers	0	0
Led UB in assists	0	0
Led UB in steals	1	1
Led UB in blocks	2	2
5+ assist games	0	0
3+ steal games	0	0
3+ block games	0	0

#9 MCVEIGH

CATEGORY	2024-25	CAREER
Double-digit scoring	0	0
20+ point games	0	0
Double-digit rebounding	0	0
Double-doubles	0	0
Led UB in scoring	0	0
Led UB in rebounding	0	1
Led UB in three-pointers	0	3
Led UB in assists	0	0
Led UB in steals	0	2
Led UB in blocks	0	1
5+ assist games	0	0
3+ steal games	0	1
3+ block games	0	0

#10 KENESIE JR.

CATEGORY	2024-25	CAREER
Double-digit scoring	0	0
20+ point games	0	0
Double-digit rebounding	0	0
Double-doubles	0	0
Led UB in scoring	0	0
Led UB in rebounding	0	0
Led UB in three-pointers	0	1
Led UB in assists	0	0
Led UB in steals	0	1
Led UB in blocks	0	1
5+ assist games	0	0
3+ steal games	0	0
3+ block games	0	0

#11 WILSON

CATEGORY	2024-25	CAREER
Double-digit scoring	1	1
20+ point games	0	0
Double-digit rebounding	0	0
Double-doubles	0	0
Led UB in scoring	0	0
Led UB in rebounding	0	0
Led UB in three-pointers	0	0
Led UB in assists	0	0
Led UB in steals	0	0
Led UB in blocks	0	0
5+ assist games	0	0
3+ steal games	0	0
3+ block games	0	0

#14 MEINARTS

CATEGORY	2024-25	CAREER
Double-digit scoring	0	0
20+ point games	0	0
Double-digit rebounding	0	0
Double-doubles	0	0
Led UB in scoring	0	0
Led UB in rebounding	0	0
Led UB in three-pointers	0	0
Led UB in assists	0	0
Led UB in steals	0	0
Led UB in blocks	0	0
5+ assist games	0	0
3+ steal games	0	0
3+ block games	0	0

#15 AKOT

CATEGORY	2024-25	CAREER
Double-digit scoring	0	0
20+ point games	0	0
Double-digit rebounding	0	0
Double-doubles	0	0
Led UB in scoring	0	0
Led UB in rebounding	0	0
Led UB in three-pointers	0	0
Led UB in assists	0	0
Led UB in steals	0	0
Led UB in blocks	0	0
5+ assist games	0	0
3+ steal games	0	0
3+ block games	0	0

#20 SHAO

CATEGORY	2024-25	CAREER
Double-digit scoring	0	0
20+ point games	0	0
Double-digit rebounding	0	0
Double-doubles	0	0
Led UB in scoring	0	0
Led UB in rebounding	0	0
Led UB in three-pointers	0	0
Led UB in assists	0	0
Led UB in steals	0	0
Led UB in blocks	0	0
5+ assist games	0	0
3+ steal games	0	0
3+ block games	0	0

#22 BRADFORD

CATEGORY	2024-25	CAREER
Double-digit scoring	0	0
20+ point games	0	0
Double-digit rebounding	0	0
Double-doubles	0	0
Led UB in scoring	0	0
Led UB in rebounding	0	0
Led UB in three-pointers	0	0
Led UB in assists	0	0
Led UB in steals	0	0
Led UB in blocks	0	0
5+ assist games	0	0
3+ steal games	0	0
3+ block games	0	0

#33 OBOH

CATEGORY	2024-25	CAREER
Double-digit scoring	0	0
20+ point games	0	0
Double-digit rebounding	0	0
Double-doubles	0	0
Led UB in scoring	0	0
Led UB in rebounding	0	0
Led UB in three-pointers	0	0
Led UB in assists	0	0
Led UB in steals	0	0
Led UB in blocks	1	1
5+ assist games	0	0
3+ steal games	0	0
3+ block games	0	0





#0 OMAR MIGUES-HIBELJIĆ

Freshman • Guard • 6-5 • 200 • Montreal, Quebec • College Jean-De-Brebeuf

SEASON STATS

PPG	RPG	APG	FG%	3FG%	FT%

PREVIOUS GAME

MIN	PTS	REBS	ASTS	BLKS	STLS
DNP					

DID YOU KNOW?

During his time at College Jean-De-Brebeuf, he averaged 16.8 points and 6.9 rebounds per game in 21 games. Migues-Hibeljić added 63 assists and 28 steals.

CAREER / SEASON HIGHS

Points:
 Rebounds:
 Field Goals:
 3-Point FG's:
 Free Throws:
 Assists:
 Steals:
 Blocked Shots:

MAC CAREER HIGHS

Points:
 Rebounds:
 Field Goals:
 3-Point FG's:
 Free Throws:
 Assists:
 Steals:
 Blocked Shots:

GAME-BY GAME STATS

MIGUES-HIBELJIĆ'S CAREER STATS

MIGUES-HIBELJIĆ'S CAREER MAC STATS

YEAR	GP/GS	MIN/AVG	FG-A	FG%	3FG-FGA	3FG%	FT-FTA	FT%	OFF-DEF	REB	AVG	PF/D	A	TO	BL	ST	PTS	AVG
2024-25																		
TOTAL																		





#1 NOAH BATCHELOR

Junior • Guard/Forward • 6-8 • 210 • Frederick, Md. • IMG Academy • Maryland

SEASON STATS

PPG	RPG	APG	FG%	3FG%	FT%
7.0	7.0	1.5	.308	.333	.400

PREVIOUS GAME

MIN	PTS	REBS	ASTS	BLKS	STLS
17:12	4	8	0	0	0

DID YOU KNOW?

During his high school career, he ranked as high the No. 22 small forward prospect in the nation by Rivals in 2021.

UB CAREER / SEASON HIGHS

Points:10 at Old Dominion, 11/4/24
 Rebounds:8 vs. Fredonia, 11/8/24
 Field Goals:3 at Old Dominion, 11/4/24
 3-Point FG's:3 at Old Dominion, 11/4/24
 Free Throws:1, twi8ce
 Assists:3 at Old Dominion, 11/4/24
 Steals:1 at Old Dominion, 11/4/24
 Blocked Shots:1 at Old Dominion, 11/4/24

CAREER HIGHS

Points:10 at Old Dominion, 11/4/24
 Rebounds:8 vs. Fredonia, 11/8/24
 Field Goals:3, twice
 3-Point FG's:3, twice
 Free Throws:3, twice
 Assists:3 at Old Dominion, 11/4/24
 Steals:1, four times
 Blocked Shots:1, four times

MAC CAREER HIGHS

Points:
 Rebounds:
 Field Goals:
 3-Point FG's:
 Free Throws:
 Assists:
 Steals:
 Blocked Shots:

GAME-BY GAME STATS

Opponent	Date	GS	MIN	Total		3-Pointers		Free throws		Rebounds				PF		A		BLK		STL		PTS		AVG
				FG-FGA	PCT	3FG-3FGA	PCT	FT-FTA	PCT	OFF	DEF	TOT	AVG	PF	A	TO	BLK	STL	PTS					
at Old Dominion	11/04/2024	*	37:55	3-8	.375	3-7	.429	1-3	.333	1	5	6	6.0	0	3	1	1	1	1	10	10.0			
Fredonia	11/08/2024	*	17:12	1-5	.200	1-5	.200	1-2	.500	3	5	8	7.0	0	0	0	0	0	0	4	7.0			
Totals			2 55:07	4-13	.308	4-12	.333	2-5	.400	4	10	14	7.0	0	3	1	1	1	1	14	7.0			

Player Averages

Games Played	Minutes/game	Points/game	FG Pct	3FG Pct	FT Pct	Rebounds/game	Assists/game	Turnovers/game	Assist/Turnover ratio	Steals/game	Blocks/game
2	27.6	7.0	30.8	33.3	40.0	7.0	1.5	0.5	3.0	0.5	0.5

BATCHELOR'S CAREER STATS

SEASON	TEAM	GP-GS	MIN/AVG	Field Goals		3-Point		F-Throws		Rebounds				PF				A		BLK		STL		Scoring	
				FG-FGA	FG%	3FG-3FGA	3FG%	FT-FTA	FT%	OFF	DEF	TOT	AVG	PF	FO	A	TO	BLK	STL	PTS	AVG				
2022-23	MD	22-1	148/6.7	10-36	.278	8-31	.258	7-12	.583	2	24	26	1.2	15-0	6	8	2	2	2	35	1.6				
2023-24	MD	26-1	201/7.7	14-41	.341	12-37	.324	5-5	1.000	1	8	9	0.3	14-0	1	8	1	1	1	45	1.7				
2024-25	UB	2-2	55/27.6	4-13	.308	4-12	.333	2-5	.400	4	10	14	7.0	0-0	3	1	1	1	1	14	7.0				
TOTAL FOR UB		2-2	55/27.6	4-13	.308	4-12	.333	2-5	.400	4	10	14	7.0	0-0	3	1	1	1	1	14	7.0				
TOTAL		50-4	404/8.1	28-90	.311	24-80	.300	14-22	.636	7	42	49	1.0	29-0	10	17	4	4	4	94	1.9				

BATCHELOR'S CAREER MAC STATS

YEAR	GP/GS	MIN/AVG	FG-A	FG%	3FG-FGA	3FG%	FT-FTA	FT%	OFF-DEF	REB	AVG	PF/D	A	TO	BL	ST	PTS	AVG
2024-25																		
TOTAL																		





#2 RYAN SABOL

Sophomore • Guard • 6-2 • 195 • Washington, D.C. • Gonzaga College HS

SEASON STATS

PPG	RPG	APG	FG%	3FG%	FT%
19.5	2.5	1.0	.478	.450	1.000

PREVIOUS GAME

MIN	PTS	REBS	ASTS	BLKS	STLS
32:53	28	1	0	0	0

DID YOU KNOW?

He played against teammate Bryson Wilson in high school while playing at Gonzaga College.

SEASON HIGHS

Points:28 vs. Fredonia, 11/8/24
 Rebounds:4 at Old Dominion, 11/4/24
 Field Goals:8 vs. Fredonia, 11/8/24
 3-Point FG's:7 vs. Fredonia, 11/8/24
 Free Throws:5 vs. Fredonia, 11/8/24
 Assists:2 at Old Dominion, 11/4/24
 Steals:1 at Old Dominion, 11/4/24
 Blocked Shots:

CAREER HIGHS

Points:28 vs. Fredonia, 11/8/24
 Rebounds:4, three times
 Field Goals:8 vs. Fredonia, 11/8/24
 3-Point FG's:7, twice
 Free Throws:5 vs. Fredonia, 11/8/24
 Assists:7 vs. Western Kentucky, 12/9/23
 Steals:2, twice
 Blocked Shots:1, three times

MAC CAREER HIGHS

Points:21 at Bowling Green, 2/6/24
 Rebounds:4, twice
 Field Goals:7 at Bowling Green, 2/6/24
 3-Point FG's:7 at Bowling Green, 2/6/24
 Free Throws:3 vs. Miami (OH), 1/9/24
 Assists:5 vs. Ball State, 1/23/24
 Steals:2, twice
 Blocked Shots:1, three times

GAME-BY-GAME STATS

Opponent	Date	GS	MIN	Total		3-Pointers		Free throws		Rebounds				PF A TO BLK STL PTS AVG						
				FG-FGA	PCT	3FG-3FGA	PCT	FT-FTA	PCT	OFF	DEF	TOT	AVG	PF	A	TO	BLK	STL	PTS	AVG
at Old Dominion	11/04/2024	*	33:22	3-8	.375	2-6	.333	3-3	1.000	0	4	4	4.0	3	2	0	0	1	11	11.0
Fredonia	11/08/2024	*	32:53	8-15	.533	7-14	.500	5-5	1.000	0	1	1	2.5	1	0	0	0	0	28	19.5
Totals			2 66:15	11-23	.478	9-20	.450	8-8	1.000	0	5	5	2.5	4	2	0	0	1	39	19.5

Player Averages

Games Played	Minutes/game	Points/game	FG Pct	3FG Pct	FT Pct	Rebounds/game	Assists/game	Turnovers/game	Assist/Turnover ratio	Steals/game	Blocks/game
2	33.1	19.5	47.8	45.0	100.0	2.5	1.0	0.0	2.0	0.5	0.0

SABOL'S CAREER STATS

SEASON	TEAM	GP-GS	MIN/AVG	Field Goals		3-Point		F-Throws		Rebounds				Scoring						
				FG-FGA	FG%	3FG-3FGA	3FG%	FT-FTA	FT%	OFF	DEF	TOT	AVG	PF-FO	A	TO	BLK	STL	PTS	AVG
2023-24	UB	31-27	888/28.6	81-221	.367	62-165	.376	27-34	.794	13	34	47	1.5	41-0	62	42	3	19	251	8.1
2024-25	UB	2-2	66/33.1	11-23	.478	9-20	.450	8-8	1.000	0	5	5	2.5	4-0	2	0	0	1	39	19.5
TOTAL		33-29	954/28.9	92-244	.377	71-185	.384	35-42	.833	13	39	52	1.6	45-0	64	42	3	20	290	8.8

SABOL'S CAREER MAC STATS

YEAR	GP/GS	MIN/AVG	FG-A	FG%	3FG-FGA	3FG%	FT-FTA	FT%	OFF-DEF	REB	AVG	PF/D	A	TO	BL	ST	PTS	AVG
2023-24	18-18	525/29.2	53-130	.408	41-102	.402	9-12	.750	8-25	33	1.8	29-0	32	23	3	13	156	8.7
2024-25																		
TOTAL	18-18	525/29.2	53-130	.408	41-102	.402	9-12	.750	8-25	33	1.8	29-0	32	23	3	13	156	8.7





#4 ANQUAN BOLDIN JR.

Sophomore • Guard • 6-3 • 194 • Delray Beach, Fla. • IMG Academy

SEASON STATS

PPG	RPG	APG	FG%	3FG%	FT%
12.0	4.0	2.0	.588	.000	.571

PREVIOUS GAME

MIN	PTS	REBS	ASTS	BLKS	STLS
34:51	22	6	4	0	1

DID YOU KNOW?

He is the son of Super Bowl XLVII Champion and 15-year NFL veteran Anquan Boldin.

SEASON HIGHS

Points: 22 vs. Fredonia, 11/8/24
 Rebounds: 6 vs. Fredonia, 11/8/24
 Field Goals: 9 vs. Fredonia, 11/8/24
 3-Point FG's:
 Free Throws: 4 vs. Fredonia, 11/8/24
 Assists: 4 vs. Fredonia, 11/8/24
 Steals: 1, twice
 Blocked Shots:

CAREER HIGHS

Points: 22 vs. Fredonia, 11/8/24
 Rebounds: 6, five times
 Field Goals: 9 vs. Fredonia, 11/8/24
 3-Point FG's: 3 vs. Western Kentucky, 12/9/23
 Free Throws: 6 vs. Western Michigan, 1/6/24
 Assists: 4 vs. Fredonia, 11/8/24
 Steals: 3 vs. Hofstra, 11/20/23
 Blocked Shots: 4 vs. Niagara, 12/29/23

MAC CAREER HIGHS

Points: 13 vs. Western Michigan, 1/6/24
 Rebounds: 6, twice
 Field Goals: 3, twice
 3-Point FG's: 2 at Toledo, 1/16/24
 Free Throws: 6 vs. Western Michigan, 1/6/24
 Assists: 2, three times
 Steals: 2 vs. Western Michigan, 1/6/24
 Blocked Shots: 2 vs. Ball State, 1/23/24

GAME-BY-GAME STATS

Opponent	Date	GS	MIN	Total		3-Pointers		Free throws		Rebounds				PF A TO BLK STL PTS AVG							
				FG-FGA	PCT	3FG-3FGA	PCT	FT-FTA	PCT	OFF	DEF	TOT	AVG	PF	A	TO	BLK	STL	PTS	AVG	
at Old Dominion	11/04/2024	*	14:07	1-3	.333	0-0	.000	0-0	.000	0	2	2	2.0	0	0	0	0	1	2	2.0	
Fredonia	11/08/2024	*	34:51	9-14	.643	0-4	.000	4-7	.571	4	2	6	4.0	1	4	0	0	0	1	22	12.0
Totals			2 48:58	10-17	.588	0-4	.000	4-7	.571	4	4	8	4.0	1	4	0	0	2	24	12.0	

Player Averages

Games Played	Minutes/game	Points/game	FG Pct	3FG Pct	FT Pct	Rebounds/game	Assists/game	Turnovers/game	Assist/Turnover ratio	Steals/game	Blocks/game
2	24.5	12.0	58.8	0.0	57.1	4.0	2.0	0.0	4.0	1.0	0.0

BOLDIN'S CAREER STATS

SEASON	TEAM	GP-GS	MIN/AVG	Field Goals		3-Point		F-Throws		Rebounds				Scoring						
				FG-FGA	FG%	3FG-3FGA	3FG%	FT-FTA	FT%	OFF	DEF	TOT	AVG	PF-FO	A	TO	BLK	STL	PTS	AVG
2023-24	UB	22-18	650/29.6	53-128	.414	17-49	.347	31-42	.738	35	43	78	3.5	35-0	30	29	18	23	154	7.0
2024-25	UB	2-2	49/24.5	10-17	.588	0-4	.000	4-7	.571	4	4	8	4.0	1-0	4	0	0	2	24	12.0
TOTAL		24-20	699/29.1	63-145	.434	17-53	.321	35-49	.714	39	47	86	3.6	36-0	34	29	18	25	178	7.4

BOLDIN'S CAREER MAC STATS

YEAR	GP/GS	MIN/AVG	FG-A	FG%	3FG-FGA	3FG%	FT-FTA	FT%	OFF-DEF	REB	AVG	PF/D	A	TO	BL	ST	PTS	AVG
2023-24	10-9	284/28.4	18-56	.321	7-22	.318	19-22	.864	16-20	36	3.6	11-0	11	5	8	6	62	6.2
2024-25																		
TOTAL	10-9	284/28.4	18-56	.321	7-22	.318	19-22	.864	16-20	36	3.6	11-0	11	5	8	6	62	6.2





#5 TYSON DUNN

Senior • Guard • 6-3 • 190 • Newmarket, Ontario • Newmarket • Western Ontario

SEASON STATS

PPG	RPG	APG	FG%	3FG%	FT%
19.0	8.0	12.0	.682	.500	.625

PREVIOUS GAME

MIN	PTS	REBS	ASTS	BLKS	STLS
37:41	14	10	14	0	4

DID YOU KNOW?

In his three seasons at Western Ontario, Dunn started 52 games while appearing in 56, he averaged 30.4 minutes per game... The guard averaged 14.7 points, 4.9 rebounds, 6.1 assists and 2.6 steals per game for the Mustangs.

CAREER / SEASON HIGHS

Points:24 at Old Dominion, 11/4/24
 Rebounds: 10 vs. Fredonia, 11/8/24
 Field Goals:10 at Old Dominion, 11/4/24
 3-Point FG's: 2 at Old Dominion, 11/4/24
 Free Throws:3 vs. Fredonia, 11/8/24
 Assists: 14 vs. Fredonia, 11/8/24
 Steals:4 vs. Fredonia, 11/8/24
 Blocked Shots: 1 at Old Dominion, 11/4/24

MAC CAREER HIGHS

Points:
 Rebounds:
 Field Goals:
 3-Point FG's:
 Free Throws:
 Assists:
 Steals:
 Blocked Shots:

GAME-BY GAME STATS

Opponent	Date	GS	MIN	Total		3-Pointers		Free throws		Rebounds				PF	A	TO	BLK	STL	PTS	AVG
				FG-FGA	PCT	3FG-3FGA	PCT	FT-FTA	PCT	OFF	DEF	TOT	AVG							
at Old Dominion	11/04/2024	*	36:52	10-14	.714	2-3	.667	2-4	.500	0	6	6	6.0	1	10	4	1	0	24	24.0
Fredonia	11/08/2024	*	37:41	5-8	.625	1-3	.333	3-4	.750	0	10	10	8.0	3	14	6	0	4	14	19.0
Totals			2 74:33	15-22	.682	3-6	.500	5-8	.625	0	16	16	8.0	4	24	10	1	4	38	19.0

Player Averages

Games Played	Minutes/game	Points/game	FG Pct	3FG Pct	FT Pct	Rebounds/game	Assists/game	Turnovers/game	Assist/Turnover ratio	Steals/game	Blocks/game
2	37.3	19.0	68.2	50.0	62.5	8.0	12.0	5.0	2.4	2.0	0.5

DUNN'S CAREER STATS

SEASON	TEAM	GP-GS	MIN/AVG	Field Goals		3-Point		F-Throws		Rebounds				Scoring						
				FG-FGA	FG%	3FG-3FGA	3FG%	FT-FTA	FT%	OFF	DEF	TOT	AVG	PF-FO	A	TO	BLK	STL	PTS	AVG
2024-25	UB	2-2	75/37.3	15-22	.682	3-6	.500	5-8	.625	0	16	16	8.0	4-0	24	10	1	4	38	19.0
TOTAL		2-2	75/37.3	15-22	.682	3-6	.500	5-8	.625	0	16	16	8.0	4-0	24	10	1	4	38	19.0

DUNN'S CAREER MAC STATS

YEAR	GP/GS	MIN/AVG	FG-A	FG%	3FG-FGA	3FG%	FT-FTA	FT%	OFF-DEF	REB	AVG	PF/D	A	TO	BL	ST	PTS	AVG
2024-25																		
TOTAL																		





#7 BRAYDEN JACKSON

Freshman • Guard • 6-8 • 185 • Milton, Ontario • Fort Erie International Academy

SEASON STATS

PPG	RPG	APG	FG%	3FG%	FT%
0.0	1.0	0.0	.000	.000	---

PREVIOUS GAME

MIN	PTS	REBS	ASTS	BLKS	STLS
9:25	0	2	0	0	0

DID YOU KNOW?

Jackson attended Fort Erie International Academy (FEIA), just 30 minutes west of the UB campus...While at FEIA, Jackson helped lead the Falcons to the 2024 Canadian National Title.

CAREER / SEASON HIGHS

Points:
 Rebounds:2 vs. Fredonia, 11/8/24
 Field Goals:
 3-Point FG's:
 Free Throws:
 Assists:
 Steals:
 Blocked Shots:

MAC CAREER HIGHS

Points:
 Rebounds:
 Field Goals:
 3-Point FG's:
 Free Throws:
 Assists:
 Steals:
 Blocked Shots:

GAME-BY GAME STATS

Opponent	Date	GS	MIN	Total		3-Pointers		Free throws		Rebounds				PF A TO BLK STL PTS AVG							
				FG-FGA	PCT	3FG-3FGA	PCT	FT-FTA	PCT	OFF	DEF	TOT	AVG	P	A	T	B	S	P	A	
at Old Dominion	11/04/2024		01:39	0-0	.000	0-0	.000	0-0	.000	0	0	0	0.0	0	0	0	0	0	0	0	0.0
Fredonia	11/08/2024		09:25	0-1	.000	0-1	.000	0-0	.000	0	2	2	1.0	2	0	1	0	0	0	0	0.0
Totals		0	11:04	0-1	.000	0-1	.000	0-0	.000	0	2	2	1.0	2	0	1	0	0	0	0	0.0

Player Averages

Games Played	Minutes/game	Points/game	FG Pct	3FG Pct	FT Pct	Rebounds/game	Assists/game	Turnovers/game	Assist/Turnover ratio	Steals/game	Blocks/game
2	5.5	0.0	0.0	0.0	0.0	1.0	0.0	0.5	0.0	0.0	0.0

JACKSON'S CAREER STATS

SEASON	TEAM	GP-GS	MIN/AVG	Field Goals		3-Point		F-Throws		Rebounds				Scoring							
				FG-FGA	FG%	3FG-3FGA	3FG%	FT-FTA	FT%	OFF	DEF	TOT	AVG	PF	FO	A	TO	BLK	STL	PTS	AVG
2024-25	UB	2-0	11/5.5	0-1	.000	0-1	.000	0-0	.000	0	2	2	1.0	2-0	0	1	0	0	0	0	0.0
TOTAL		2-0	11/5.5	0-1	.000	0-1	.000	0-0	.000	0	2	2	1.0	2-0	0	1	0	0	0	0	0.0

JACKSON'S CAREER MAC STATS

YEAR	GP/GS	MIN/AVG	FG-A	FG%	3FG-FGA	3FG%	FT-FTA	FT%	OFF-DEF	REB	AVG	PF/D	A	TO	BL	ST	PTS	AVG
2024-25																		
TOTAL																		





#8 BEN MICHAELS

Freshman • Forward • 6-8 • 210 • Ipswich, England • Long Island Lutheran

SEASON STATS

PPG	RPG	APG	FG%	3FG%	FT%
13.0	2.5	0.0	.667	.400	.444

PREVIOUS GAME

MIN	PTS	REBS	ASTS	BLKS	STLS
25:57	13	11	0	1	2

DID YOU KNOW?

Michaels played his high school career at Long Island Lutheran in Glen Head, N.Y. The 6'8" forward appeared in all 12 games for the Crusaders where he averaged 5.3 points, 2.4 rebounds and 0.6 assists per game.

CAREER / SEASON HIGHS

Points: 13, twice
 Rebounds: 4 at Old Dominion, 11/4/24
 Field Goals: 5, twice
 3-Point FG's: 1, twice
 Free Throws: 2, twice
 Assists:
 Steals: 3 at Old Dominion, 11/4/24
 Blocked Shots: 2 at Old Dominion, 11/4/24

MAC CAREER HIGHS

Points:
 Rebounds:
 Field Goals:
 3-Point FG's:
 Free Throws:
 Assists:
 Steals:
 Blocked Shots:

GAME-BY-GAME STATS

Opponent	Date	GS	MIN	Total		3-Pointers		Free throws		Rebounds				PF	A	TO	BLK	STL	PTS	AVG
				FG-FGA	PCT	3FG-3FGA	PCT	FT-FTA	PCT	OFF	DEF	TOT	AVG							
at Old Dominion	11/04/2024		27:29	5-7	.714	1-2	.500	2-5	.400	2	2	4	4.0	3	0	4	2	3	13	13.0
Fredonia	11/08/2024		25:57	5-8	.625	1-3	.333	2-4	.500	0	1	1	2.5	3	0	2	1	2	13	13.0
Totals		0	53:26	10-15	.667	2-5	.400	4-9	.444	2	3	5	2.5	6	0	6	3	5	26	13.0

Player Averages

Games Played	Minutes/game	Points/game	FG Pct	3FG Pct	FT Pct	Rebounds/game	Assists/game	Turnovers/game	Assist/Turnover ratio	Steals/game	Blocks/game
2	26.7	13.0	66.7	40.0	44.4	2.5	0.0	3.0	0.0	2.5	1.5

MICHAELS' CAREER STATS

SEASON	TEAM	GP-GS	MIN/AVG	Field Goals		3-Point		F-Throws		Rebounds				Scoring						
				FG-FGA	FG%	3FG-3FGA	3FG%	FT-FTA	FT%	OFF	DEF	TOT	AVG	PF-FO	A	TO	BLK	STL	PTS	AVG
2024-25	UB	2-0	53/26.7	10-15	.667	2-5	.400	4-9	.444	2	3	5	2.5	6-0	0	6	3	5	26	13.0
TOTAL		2-0	53/26.7	10-15	.667	2-5	.400	4-9	.444	2	3	5	2.5	6-0	0	6	3	5	26	13.0

MICHAELS' CAREER MAC STATS

YEAR	GP/GS	MIN/AVG	FG-A	FG%	3FG-FGA	3FG%	FT-FTA	FT%	OFF-DEF	REB	AVG	PF/D	A	TO	BL	ST	PTS	AVG
2024-25																		
TOTAL																		





#9 LLOYD MCVEIGH

Sophomore • Guard • 6-6 • 205 • Cabarita Beach, Australia • The Southport School

SEASON STATS

PPG	RPG	APG	FG%	3FG%	FT%
3.5	2.5	0.5	.222	.167	.500

PREVIOUS GAME

MIN	PTS	REBS	ASTS	BLKS	STLS
18:40	4	5	1	0	0

DID YOU KNOW?

His brother, Jack, played for the Nebraska Cornhuskers from 2015-18. Jack represented the Australian National Team at the 2020 Tokyo and 2024 Paris Olympics. In Tokyo, Australia won the bronze medal.

SEASON HIGHS

Points:4 vs. Fredonia, 11/8/24
 Rebounds:5 vs. Fredonia, 11/8/24
 Field Goals: 1, twice
 3-Point FG's: 1 at Old Dominion, 11/4/24
 Free Throws:2 vs. Fredonia, 11/8/24
 Assists:1 vs. Fredonia, 11/8/24
 Steals:
 Blocked Shots:

CARRER HIGHS

Points: 7, twice
 Rebounds:9 vs. Western Kentucky, 12/9/23
 Field Goals: 3, twice
 3-Point FG's: 2 at Northern Illinois, 2/13/24
 Free Throws: 2, twice
 Assists:2, three times
 Steals: 3 vs. Niagara, 12/29/23
 Blocked Shots: 1, twice

MAC CAREER HIGHS

Points: 7, twice
 Rebounds: 8 vs. Ohio, 3/5/24
 Field Goals: 3 vs. Miami (OH), 1/9/24
 3-Point FG's: 2 at Northern Illinois, 2/13/24
 Free Throws: 1 vs. Ohio, 3/5/24
 Assists:2, three times
 Steals: 1, three times
 Blocked Shots: 1 vs. Miami (OH), 1/9/24

GAME-BY GAME STATS

Opponent	Date	GS	MIN	Total		3-Pointers		Free throws		Rebounds				PF	A	TO	BLK	STL	PTS	AVG
				FG-FGA	PCT	3FG-3FGA	PCT	FT-FTA	PCT	OFF	DEF	TOT	AVG							
at Old Dominion	11/04/2024		05:53	1-2	.500	1-2	.500	0-0	.000	0	0	0	0.0	2	0	0	0	0	3	3.0
Fredonia	11/08/2024		18:40	1-7	.143	0-4	.000	2-4	.500	2	3	5	2.5	1	1	1	0	0	4	3.5
Totals		0	24:33	2-9	.222	1-6	.167	2-4	.500	2	3	5	2.5	3	1	0	0	0	7	3.5

Player Averages

Games Played	Minutes/ game	Points/ game	FG Pct	3FG Pct	FT Pct	Rebounds/ game	Assists/ game	Turnovers/ game	Assist/Turnover ratio	Steals/ game	Blocks/ game
2	12.3	3.5	22.2	16.7	50.0	2.5	0.5	0.5	1.0	0.0	0.0

MCVEIGH'S CAREER STATS

SEASON	TEAM	GP-GS	MIN/AVG	Field Goals		3-Point		F-Throws		Rebounds				Scoring						
				FG-FGA	FG%	3FG-3FGA	3FG%	FT-FTA	FT%	OFF	DEF	TOT	AVG	PF-FO	A	TO	BLK	STL	PTS	AVG
2023-24	UB	30-1	381/12.7	21-61	.344	12-42	.286	3-4	.750	20	50	70	2.3	37-0	20	20	3	11	57	1.9
2024-25	UB	2-0	25/12.3	2-9	.222	1-6	.167	2-4	.500	2	3	5	2.5	3-0	1	1	0	0	7	3.5
TOTAL		32-1	406/12.7	23-70	.329	13-48	.271	5-8	.625	22	53	75	2.3	40-0	21	21	3	11	64	2.0

MCVEIGH'S CAREER MAC STATS

YEAR	GP/GS	MIN/AVG	FG-A	FG%	3FG-FGA	3FG%	FT-FTA	FT%	OFF-DEF	REB	AVG	PF/D	A	TO	BL	ST	PTS	AVG
2023-24	17-0	202/11.9	12-35	.343	9-25	.360	1-2	.500	10-27	37	2.2	18-0	8	6	1	3	34	2.0
TOTAL	17-0	202/11.9	12-35	.343	9-25	.360	1-2	.500	10-27	37	2.2	18-0	8	6	1	3	34	2.0





#10 ERIC KENESIE JR.

Freshman • Guard • 6-0 • 180 • Kenosha, Wisc. • St. Joseph Catholic Academy

SEASON STATS

PPG	RPG	APG	FG%	3FG%	FT%

PREVIOUS GAME

MIN	PTS	REBS	ASTS	BLKS	STLS
DNP					

DID YOU KNOW?

Kenesie was a three-sport athlete at St. Joseph Catholic Academy playing football, basketball and baseball. In the 2023 WIAA State Championships he became the first player to score 50 points in a tournament game.

CAREER / SEASON HIGHS

Points:
 Rebounds:
 Field Goals:
 3-Point FG's:
 Free Throws:
 Assists:
 Steals:
 Blocked Shots:

MAC CAREER HIGHS

Points:
 Rebounds:
 Field Goals:
 3-Point FG's:
 Free Throws:
 Assists:
 Steals:
 Blocked Shots:

GAME-BY GAME STATS

KENESIE'S CAREER STATS

KENESIE'S CAREER MAC STATS

YEAR	GP/GS	MIN/AVG	FG-A	FG%	3FG-FGA	3FG%	FT-FTA	FT%	OFF-DEF	REB	AVG	PF/D	A	TO	BL	ST	PTS	AVG
2024-25																		
TOTAL																		





#11 BRYSON WILSON

Sophomore • Guard • 6-5 • 210 • Alexandria, Va. • St. Stephen's & St. Agnes

SEASON STATS

PPG	RPG	APG	FG%	3FG%	FT%
7.5	2.0	1.0	.538	.500	---

PREVIOUS GAME

MIN	PTS	REBS	ASTS	BLKS	STLS
2:55	0	0	0	0	0

DID YOU KNOW?

ESPN.com ranked Wilson as the No. 7 player in Virginia as he was a First-Team Division I selection in the Virginia Schools Athletic Association.

SEASON HIGHS

Points:15 at Old Dominion, 11/4/24
 Rebounds:4 at Old Dominion, 11/4/24
 Field Goals:7 at Old Dominion, 11/4/24
 3-Point FG's:1 at Old Dominion, 11/4/24
 Free Throws:
 Assists:2 at Old Dominion, 11/4/24
 Steals:2 at Old Dominion, 11/4/24
 Blocked Shots:

CARRER HIGHS

Points:15 at Old Dominion, 11/4/24
 Rebounds:4, twice
 Field Goals:7 at Old Dominion, 11/4/24
 3-Point FG's:1, four times
 Free Throws:4 at Kent State, 2/27/24
 Assists:2, twice
 Steals:2, twice
 Blocked Shots:1, six times

MAC CAREER HIGHS

Points:8 at Kent State, 2/27/24
 Rebounds:4 at Kent State, 2/27/24
 Field Goals:3 vs. Toledo, 3/2/24
 3-Point FG's:1, four times
 Free Throws:4 at Kent State, 2/27/24
 Assists:1 vs. Toledo, 3/2/24
 Steals:1, three times
 Blocked Shots:1, four times

GAME-BY GAME STATS

Opponent	Date	GS	MIN	Total		3-Pointers		Free throws		Rebounds				PF	A	TO	BLK	STL	PTS	AVG
				FG-FGA	PCT	3FG-3FGA	PCT	FT-FTA	PCT	OFF	DEF	TOT	AVG							
at Old Dominion	11/04/2024		28:47	7-11	.636	1-2	.500	0-0	.000	1	3	4	4.0	0	2	2	0	2	15	15.0
Fredonia	11/08/2024		02:55	0-2	.000	0-0	.000	0-0	.000	0	0	0	2.0	1	0	1	0	0	0	7.5
Totals		0	31:42	7-13	.538	1-2	.500	0-0	.000	1	3	4	2.0	1	2	3	0	2	15	7.5

Player Averages

Games Played	Minutes/game	Points/game	FG Pct	3FG Pct	FT Pct	Rebounds/game	Assists/game	Turnovers/game	Assist/Turnover ratio	Steals/game	Blocks/game
2	15.9	7.5	53.8	50.0	0.0	2.0	1.0	1.5	0.7	1.0	0.0

WILSON'S CAREER STATS

SEASON	TEAM	GP-GS	MIN/AVG	FG-FGA	FG%	3FG-3FGA	3FG%	FT-FTA	FT%	OFF	DEF	TOT	AVG	PF-FO	A	TO	BLK	STL	PTS	AVG
2023-24	UB	23-0	253/11.0	16-45	.356	4-18	.222	17-22	.773	9	22	31	1.3	29-0	6	16	6	7	53	2.3
2024-25	UB	2-0	32/15.9	7-13	.538	1-2	.500	0-0	.000	1	3	4	2.0	1-0	2	3	0	2	15	7.5
TOTAL		25-0	285/11.4	23-58	.397	5-20	.250	17-22	.773	10	25	35	1.4	30-0	8	19	6	9	68	2.7

WILSON'S CAREER MAC STATS

YEAR	GP/GS	MIN/AVG	FG-A	FG%	3FG-FGA	3FG%	FT-FTA	FT%	OFF-DEF	REB	AVG	PF/D	A	TO	BL	ST	PTS	AVG
2023-24	13-0	147/11.3	11-29	.379	4-10	.400	14-16	.875	3-17	20	1.5	16-0	1	10	4	3	40	3.1
2024-25																		
TOTAL	13-0	147/11.3	11-29	.379	4-10	.400	14-16	.875	3-17	20	1.5	16-0	1	10	4	3	40	3.1





#15 SAM AKOT

Freshman • Guard/Forward • 6-7 • 180 • London, Ontario • Notre Dame Catholic Secondary

SEASON STATS

PPG	RPG	APG	FG%	3FG%	FT%
0.0	0.0	0.0	.000	---	---

PREVIOUS GAME

MIN	PTS	REBS	ASTS	BLKS	STLS
6:47	0	0	0	0	0

DID YOU KNOW?

Akot attended Notre Dame Catholic Secondary School in Burlington, Ontario. He played for the Canada Top-flight Academy National Gold team.

CAREER / SEASON HIGHS

Points:
 Rebounds:
 Field Goals:
 3-Point FG's:
 Free Throws:
 Assists:
 Steals:
 Blocked Shots:

MAC CAREER HIGHS

Points:
 Rebounds:
 Field Goals:
 3-Point FG's:
 Free Throws:
 Assists:
 Steals:
 Blocked Shots:

GAME-BY GAME STATS

Opponent	Date	GS	MIN	Total		3-Pointers		Free throws		Rebounds				PF				A				TO				BLK				STL				PTS			
				FG-FGA	PCT	3FG-3FGA	PCT	FT-FTA	PCT	OFF	DEF	TOT	AVG	PF	A	TO	BLK	STL	PTS	AVG																	
Fredonia	11/08/2024		06:47	0-1	.000	0-1	.000	0-0	.000	0	0	0	0.0	0	0	0	0.0	0	0	0	0	0	0	0	0	0	0	0	0	0	0.0						
Totals		0	06:47	0-1	.000	0-1	.000	0-0	.000	0	0	0	0.0	0	0	0	0.0	0	0	0	0	0	0	0	0	0	0	0	0	0	0.0						

Player Averages

Games Played	Minutes/game	Points/game	FG Pct	3FG Pct	FT Pct	Rebounds/game	Assists/game	Turnovers/game	Assist/Turnover ratio	Steals/game	Blocks/game
1	6.8	0.0	0.0	0.0	0.0	0.0	0.0	0.0	0.0	0.0	0.0

AKOT'S CAREER STATS

SEASON	TEAM	GP-GS	MIN/AVG	Field Goals		3-Point		F-Throws		Rebounds				PF				A				TO				Scoring	
				FG-FGA	FG%	3FG-3FGA	3FG%	FT-FTA	FT%	OFF	DEF	TOT	AVG	PF-FO	A	TO	BLK	STL	PTS	AVG							
2024-25	UB	1-0	7/6.8	0-1	.000	0-1	.000	0-0	.000	0	0	0	0.0	0	0	0	0.0	0	0	0	0	0	0	0	0	0.0	
TOTAL		1-0	7/6.8	0-1	.000	0-1	.000	0-0	.000	0	0	0	0.0	0	0	0	0.0	0	0	0	0	0	0	0	0	0.0	

AKOT'S CAREER MAC STATS

YEAR	GP/GS	MIN/AVG	FG-A	FG%	3FG-FGA	3FG%	FT-FTA	FT%	OFF-DEF	REB	AVG	PF/D	A	TO	BL	ST	PTS	AVG
2024-25																		
TOTAL																		





#22 KAVON BRADFORD

Freshman • Guard • 6-2 • 180 • Portland, Ore. • Benson Tech • Western Canada Prep Academy

SEASON STATS

PPG	RPG	APG	FG%	3FG%	FT%
1.5	0.5	0.0	.500	.000	.500

PREVIOUS GAME

MIN	PTS	REBS	ASTS	BLKS	STLS
4:33	2	0	0	0	1

DID YOU KNOW?

During the 2023-24 season he spent time with the Western Canada Preparatory Academy (WCPA) in Edmonton, Alberta. While at WCPA, he averaged 20.1 points, 7.5 rebounds, 8.5 assists while shooting over 39 percent from three-point range.

CAREER / SEASON HIGHS

Points:2 vs. Fredonia, 11/8/24
 Rebounds: 1 at Old Dominion, 11/4/24
 Field Goals:1 vs. Fredonia, 11/8/24
 3-Point FG's:
 Free Throws: 1 at Old Dominion, 11/4/24
 Assists:
 Steals:1 vs. Fredonia, 11/8/24
 Blocked Shots:

MAC CAREER HIGHS

Points:
 Rebounds:
 Field Goals:
 3-Point FG's:
 Free Throws:
 Assists:
 Steals:
 Blocked Shots:

GAME-BY GAME STATS

Opponent	Date	GS	MIN	Total		3-Pointers		Free throws		Rebounds				PF		A		BLK	STL	PTS	AVG
				FG-FGA	PCT	3FG-3FGA	PCT	FT-FTA	PCT	OFF	DEF	TOT	AVG	PF	A	TO	BLK				
at Old Dominion	11/04/2024		02:17	0-0	.000	0-0	.000	1-2	.500	0	1	1	1.0	0	0	1	0	0	1	1.0	
Fredonia	11/08/2024		04:33	1-2	.500	0-1	.000	0-0	.000	0	0	0	0.5	0	0	2	0	1	2	1.5	
Totals		0	06:50	1-2	.500	0-1	.000	1-2	.500	0	1	1	0.5	0	0	3	0	1	3	1.5	

Player Averages

Games Played	Minutes/game	Points/game	FG Pct	3FG Pct	FT Pct	Rebounds/game	Assists/game	Turnovers/game	Assist/Turnover ratio	Steals/game	Blocks/game
2	3.4	1.5	50.0	0.0	50.0	0.5	0.0	1.5	0.0	0.5	0.0

BRADFORD'S CAREER STATS

SEASON	TEAM	GP-GS	MIN/AVG	Field Goals		3-Point		F-Throws		Rebounds				Scoring						
				FG-FGA	FG%	3FG-3FGA	3FG%	FT-FTA	FT%	OFF	DEF	TOT	AVG	PF-FO	A	TO	BLK	STL	PTS	AVG
2024-25	UB	2-0	7/3.4	1-2	.500	0-1	.000	1-2	.500	0	1	1	0.5	0-0	0	3	0	1	3	1.5
TOTAL		2-0	7/3.4	1-2	.500	0-1	.000	1-2	.500	0	1	1	0.5	0-0	0	3	0	1	3	1.5

BRADFORD'S CAREER MAC STATS

YEAR	GP/GS	MIN/AVG	FG-A	FG%	3FG-FGA	3FG%	FT-FTA	FT%	OFF-DEF	REB	AVG	PF/D	A	TO	BL	ST	PTS	AVG
2024-25																		
TOTAL																		





#33 TIM OBOH

Freshman • Center • 6-11 • 230 • Orpington, England • Canterbury Academy

SEASON STATS

PPG	RPG	APG	FG%	3FG%	FT%
2.0	1.0	0.0	.333	---	---

PREVIOUS GAME

MIN	PTS	REBS	ASTS	BLKS	STLS
9:06	0	1	0	0	0

DID YOU KNOW?

Oboh represented Great Britain at the U16 and U18 levels in the European Championship competitions.

CAREER / SEASON HIGHS

Points: 4 at Old Dominion, 11/4/24
 Rebounds: 1, twice
 Field Goals: 2 at Old Dominion, 11/4/24
 3-Point FG's:
 Free Throws:
 Assists:
 Steals: 1 at Old Dominion, 11/4/24
 Blocked Shots: 2 at Old Dominion, 11/4/24

MAC CAREER HIGHS

Points:
 Rebounds:
 Field Goals:
 3-Point FG's:
 Free Throws:
 Assists:
 Steals:
 Blocked Shots:

GAME-BY GAME STATS

Opponent	Date	GS	MIN	Total		3-Pointers		Free throws		Rebounds				PF A TO BLK STL PTS AVG							
				FG-FGA	PCT	3FG-3FGA	PCT	FT-FTA	PCT	OFF	DEF	TOT	AVG	PF	A	TO	BLK	STL	PTS	AVG	
at Old Dominion	11/04/2024	*	11:39	2-4	.500	0-0	.000	0-0	.000	1	0	1	1.0	1	0	1	2	1	4	4.0	
Fredonia	11/08/2024	*	09:06	0-2	.000	0-0	.000	0-0	.000	0	1	1	1.0	0	0	0	0	0	0	2.0	
Totals			2	20:45	2-6	.333	0-0	.000	0-0	.000	1	1	2	1.0	1	0	1	2	1	4	2.0

Player Averages

Games Played	Minutes/game	Points/game	FG Pct	3FG Pct	FT Pct	Rebounds/game	Assists/game	Turnovers/game	Assist/Turnover ratio	Steals/game	Blocks/game
2	10.4	2.0	33.3	0.0	0.0	1.0	0.0	0.5	0.0	0.5	1.0

OBOH'S CAREER STATS

SEASON	TEAM	GP-GS	MIN/AVG	Field Goals		3-Point		F-Throws		Rebounds				Scoring						
				FG-FGA	FG%	3FG-3FGA	3FG%	FT-FTA	FT%	OFF	DEF	TOT	AVG	PF-FO	A	TO	BLK	STL	PTS	AVG
2024-25	UB	2-2	21/10.4	2-6	.333	0-0	.000	0-0	.000	1	1	2	1.0	1-0	0	1	2	1	4	2.0
TOTAL		2-2	21/10.4	2-6	.333	0-0	.000	0-0	.000	1	1	2	1.0	1-0	0	1	2	1	4	2.0

OBOH'S CAREER MAC STATS

YEAR	GP/GS	MIN/AVG	FG-A	FG%	3FG-FGA	3FG%	FT-FTA	FT%	OFF-DEF	REB	AVG	PF/D	A	TO	BL	ST	PTS	AVG
2024-25																		
TOTAL																		



BUFFALO BULLS BASKETBALL

GAME 3 AT NOTRE DAME

BUFFALO BASKETBALL // 32



Official Basketball Box Score - Final
Buffalo at Old Dominion
 11/04/24 Chartway Arena, Norfolk
 2024-25 Men's Basketball

Game Time: 7:00 PM
 Game Duration: 1:57
 Attendance: 5,655

Officials: Zelton Steed, Coy Gammon, Chase Valden

Buffalo - 83

Record: 1-0

NO.	Name	Min	FG		3P		FT		Rebounds		Fouls		TP	AS	TO	ST	Blocks		+/-	Shooting By Period		
			M-A	M-A	M-A	M-A	OR	DR	PF	FD	OR	DR					PF	FD		1st	2nd	3rd
33	Tim Oboh	11:40	2-4	0-0	0-0	1-0	1	2	4	0	1	1	1	1	2	1	0	0	0	0	1st FG% 15.2%	57.7%
1	Noah Batchelor	G 37:55	3-8	1-3	1-5	6	0	1	10	3	1	1	1	1	1	0	8	0	0	1st FG% 7-12	58.3%	
2	Ryan Sabol	G 33:22	3-9	2-6	3-3	4	4	3	2	11	2	0	1	0	0	13	0	0	0	1st FG% 6-9	66.7%	
4	Anquan Boldin Jr.	G 14:07	1-3	0-0	0-0	2	2	0	2	0	0	2	0	0	1	0	1	0	0	2nd FG% 17-31	54.8%	
5	Tyson Dunn	G 36:52	10-14	2-3	2-4	0	6	6	1	2	24	10	4	0	1	1	2	0	0	3rd FG% 3-10	30.0%	
8	Ben Michaels	27:29	5-7	1-2	2-5	2	2	4	3	4	13	0	4	3	2	0	5	0	0	FT% 3-8	37.5%	
9	Lloyd McVeigh	05:53	1-2	1-2	0-0	0	0	0	2	0	3	0	0	0	0	0	0	0	0	GM FG%	32.57	
11	Bryson Wilson	28:47	7-11	1-2	0-0	1	3	4	0	1	15	2	2	2	0	1	1	0	0	FT%	9-17	
22	Kavon Bradford	02:17	0-0	0-0	1-2	0	1	1	0	1	0	1	0	1	0	0	0	0	0	FT%	10-22	
7	Brayden Jackson	01:39	0-0	0-0	0-0	0	0	0	0	0	0	0	0	0	0	0	0	0	0	FT%	9-17	
Team																				Dead Ball Rebounds: 4.0		
Totals			32:57	10:22	9:17	5	24	29	10	13	83	17	13	9	6	4	1					

Technical Fouls: NONE

Old Dominion - 82

Record: 0-1

NO.	Name	Min	FG		3P		FT		Rebounds		Fouls		TP	AS	TO	ST	Blocks		+/-	Shooting By Period			
			M-A	M-A	M-A	M-A	OR	DR	PF	FD	OR	DR					PF	FD		1st	2nd	3rd	
6	Sean Durugordon	F 28:00	5-14	2-5	0-0	4	4	8	0	1	12	2	2	1	0	3	7	0	0	0	1st FG% 17-45	37.8%	
23	R.J. Blakney	F 21:21	2-4	1-2	0-0	1	3	4	2	1	5	0	0	3	0	0	0	0	0	0	1st FG% 1-2	50%	
35	Caelum Swanton-Rodger	C 19:52	2-6	0-0	0-0	2	4	6	3	3	4	1	1	1	4	1	2	0	0	0	2nd FG% 16-32	50.0%	
4	Robert Davis Jr.	G 29:34	8-14	8-11	1-2	0	4	4	2	2	25	2	3	0	0	0	11	0	0	0	3rd FG% 9-18	50.0%	
10	Jaden Johnson	G 32:00	2-9	0-3	1-2	0	2	2	3	1	5	5	2	0	0	1	3	0	0	0	FT% 3-6	50%	
0	Stephuan Walker	33:16	6-8	0-2	2-4	8	5	13	0	2	14	2	2	1	0	0	4	0	0	0	GM FG%	33.77	
13	Devin Ceaser	24:43	6-17	1-7	0-0	2	2	2	2	0	13	2	3	1	0	0	2	0	0	0	FT%	12-30	
11	Dani Pounds	03:32	1-3	0-0	0-0	2	0	2	1	0	2	0	0	1	0	1	2	0	0	0	FT%	4-8	
1	Caden Diggs	01:19	0-0	0-0	0-0	0	0	0	0	0	0	0	0	0	0	0	0	0	0	0	FT%	4-8	
21	Vytautas Zygas	06:24	1-2	0-0	0-0	0	0	0	0	0	2	1	1	1	0	0	0	0	0	0	FT%	4-8	
Team																					Dead Ball Rebounds: 2.0		
Totals			33:77	12:30	4:8	22	24	46	13	10	82	15	15	9	4	6	1						

Technical Fouls: Davis Jr. 2nd 8:23

UBB	ODU	Points from		Period by Period Scoring		
		Turnovers	Paint	1st	2nd	TOT
Biggest lead	12 (2nd 14:18)	6 (1st 10:17)	13	8		
Best Scoring Run	7 (1st 16:20)	8 (2nd 8:28)	42	32		
Lead Changes	9		4	23	43	83
Times Tied	5		10	18	38	44
Time with Lead	32:13	03:58	32	31	38	44



GAME #1 // Buffalo at Old Dominion
 November 4, 2024 - Chartway Arena, Norfolk, Va.



Official Basketball Box Score - Final
Fredonia at Buffalo
 11/08/24 Alumni Arena, Buffalo
 2024-25 Men's Basketball

Game Time: 8:00 PM
 Game Duration: 1:56
 Attendance: 1,460

Officials: Jim Bruno, Bret Wegpenk, Kendall Rieley

Fredonia - 78

Record: 0-0

NO.	Name	Min	FG		3P		FT		Rebounds		Fouls		TP	AS	TO	ST	Blocks		+/-	Shooting By Period			
			M-A	M-A	M-A	M-A	OR	DR	PF	FD	OR	DR					PF	FD		1st	2nd	3rd	
3	Isaiah Youngquist	G 29:34	0-3	0-0	0-0	2	5	7	1	0	0	2	3	0	0	0	0	0	0	0	1st FG% 17-31	54.8%	
11	Malik Jemison	G 35:25	6-10	2-4	2-3	1	5	6	4	5	16	5	7	2	0	0	0	0	0	0	1st FG% 7-15	46.7%	
15	Amin Ross	G 27:25	5-9	4-6	1-2	0	2	2	4	1	15	3	4	2	0	0	0	0	0	0	1st FG% 0-1	0%	
7	Brandon Kulakowski	38:06	9-16	5-10	0-1	6	7	3	3	23	3	1	2	0	1	0	0	0	0	0	2nd FG% 12-28	42.9%	
21	Martin Garza	36:43	7-14	5-12	0-0	3	3	3	0	19	2	2	3	0	0	0	0	0	0	0	3rd FG% 9-18	50.0%	
1	Kai Woods	04:24	1-1	0-0	0-0	0	0	0	0	2	2	1	1	0	1	0	0	0	0	0	FT% 4-7	57.1%	
10	Keenan Roberts Jr.	14:55	0-3	0-0	1-2	0	2	2	2	1	1	2	2	1	0	0	0	0	0	0	GM FG%	29-59	
23	Kolo Laditan	08:11	0-1	0-0	0-0	0	1	1	0	0	0	1	0	0	0	0	0	0	0	0	FT%	16-33	
13	AJ Judd	00:40	0-1	0-1	0-0	0	0	0	0	0	0	0	0	0	0	0	0	0	0	0	FT%	16-33	
14	Aiden Proudfoot	04:35	1-1	0-0	0-0	0	0	0	0	0	1	2	0	0	0	0	0	0	0	0	FT%	4-8	
Team																					Dead Ball Rebounds: 2.0		
Totals			29:59	16:33	4:8	5	29	34	19	11	78	19	21	10	1	1	9						

Technical Fouls: Woods 1st 11:40

Buffalo - 87

Record: 2-0

NO.	Name	Min	FG		3P		FT		Rebounds		Fouls		TP	AS	TO	ST	Blocks		+/-	Shooting By Period			
			M-A	M-A	M-A	M-A	OR	DR	PF	FD	OR	DR					PF	FD		1st	2nd	3rd	
33	Tim Oboh	C 09:56	0-2	0-0	0-0	0	1	1	0	0	0	0	0	0	0	0	0	0	0	0	1st FG% 14-33	42.4%	
1	Noah Batchelor	G 17:12	1-5	1-5	1-2	3	5	8	0	2	4	0	0	0	0	0	0	0	0	0	1st FG% 4-16	22.2%	
2	Ryan Sabol	G 32:53	8-15	7-14	5-5	0	1	1	2	28	0	0	0	0	0	0	8	0	0	0	2nd FG% 16-32	50.0%	
4	Anquan Boldin Jr.	G 34:51	9-14	0-4	4-7	4	2	6	1	5	22	4	0	1	0	0	10	0	0	0	3rd FG% 6-18	33.3%	
5	Tyson Dunn	G 37:41	5-8	1-3	3-4	0	10	10	3	4	14	14	6	4	0	0	5	0	0	0	FT% 12-16	75%	
8	Ben Michaels	25:57	5-8	1-3	2-4	0	1	1	3	3	13	0	2	2	1	0	15	0	0	0	GM FG%	30-65	
11	Bryson Wilson	02:55	0-2	0-0	0-0	0	0	0	0	1	0	0	1	0	0	0	1	0	0	0	FT%	10-36	
9	Lloyd McVeigh	18:40	1-7	0-4	2-4	2	3	5	1	2	4	1	1	0	0	0	5	0	0	0	FT%	17-26	
7	Brayden Jackson	09:25	0-1	0-1	0-0	0	2	2	0	0	0	0	1	0	0	0	5	0	0	0	FT%	10-36	
22	Kavon Bradford	04:33	1-2	0-1	0-0	0	0	0	0	0	2	0	2	1	0	0	0	0	0	0	FT%	17-26	
15	Sam Akot	06:47	0-1	0-1	0-0	0	0	0	0	0	0	0	0	0	0	0	0	0	0	0	FT%	17-26	
Team																					Dead Ball Rebounds: 4.0		
Totals			30:65	10:36	17:26	11	27	38	12	18	87	19	13	8	1	1	9						

Technical Fouls: Wilson 1st 11:40

UBB	BUF	Points from		Period by Period Scoring		
		Turnovers	Paint	1st	2nd	TOT
Biggest lead	18 (1st 12:05)	10 (2nd 0:31)	13	18		
Best Scoring Run	7 (1st 16:19)	9 (2nd 8:52)	42	38		
Lead Changes	5		8	11	41	37
Times Tied	5		7	27	37	50
Time with Lead						

BUFFALO BULLS BASKETBALL

MONDAY, NOVEMBER 11, 2024

BUFFALO BASKETBALL // 33



2024-25 Buffalo Men's Basketball Season/Career Statistics All games

Page 1/1
as of Nov 09, 2024

Summary

Player	Season Statistics										Career Statistics									
	GP-GS	MIN/G	FG%	3FG%	FT%	R/G	A/G	STL	BLK	PTS/G	GP-GS	MIN/G	FG%	3FG%	FT%	R/G	A/G	STL	BLK	PTS/G
AKOT, Sam	1-0	6.8	.000	.000	.000	0.0	0.0	0	0	0.0	1-0	6.8	.000	.000	.000	0.0	0.0	0	0	0.0
BATCHELOR, Noah	2-2	27.6	.308	.333	.400	7.0	1.5	1	1	7.0	50-4	8.1	.311	.300	.636	1.0	0.2	4	4	1.9
BOLDIN JR., Anquan	2-2	24.5	.588	.000	.571	4.0	2.0	2	0	12.0	24-20	29.1	.434	.321	.714	3.6	1.4	25	18	7.4
BRADFORD, Kavon	2-0	3.4	.500	.000	.500	0.5	0.0	1	0	1.5	2-0	3.4	.500	.000	.500	0.5	0.0	1	0	1.5
DUNN, Tyson	2-2	37.3	.682	.500	.625	8.0	12.0	4	1	19.0	2-2	37.3	.682	.500	.625	8.0	12.0	4	1	19.0
JACKSON, Brayden	2-0	5.5	.000	.000	.000	1.0	0.0	0	0	0.0	2-0	5.5	.000	.000	.000	1.0	0.0	0	0	0.0
MCVEIGH, Lloyd	2-0	12.3	.222	.167	.500	2.5	0.5	0	0	3.5	32-1	12.7	.329	.271	.625	2.3	0.7	11	3	2.0
MICHAELS, Ben	2-0	26.7	.667	.400	.444	2.5	0.0	5	3	13.0	2-0	26.7	.667	.400	.444	2.5	0.0	5	3	13.0
OBOH, Tim	2-2	10.4	.333	.000	.000	1.0	0.0	1	2	2.0	2-2	10.4	.333	.000	.000	1.0	0.0	1	2	2.0
SABOL, Ryan	2-2	33.1	.478	.450	1.000	2.5	1.0	1	0	19.5	33-29	28.9	.377	.384	.833	1.6	1.9	20	3	8.8
WILSON, Bryson	2-0	15.9	.538	.500	.000	2.0	1.0	2	0	7.5	25-0	11.4	.397	.250	.773	1.4	0.3	9	6	2.7

Scoring

Player	Season Statistics								Career Statistics							
	FG-FGA	FG%	3FG-3FGA	3FG%	FT-FTA	FT%	PTS	PTS/G	FG-FGA	FG%	3FG-3FGA	3FG%	FT-FTA	FT%	PTS	PTS/G
AKOT, Sam	0-1	.000	0-1	.000	0-0	.000	0	0.0	0-1	.000	0-1	.000	0-0	.000	0	0.0
BATCHELOR, Noah	4-13	.308	4-12	.333	2-5	.400	14	7.0	28-90	.311	24-80	.300	14-22	.636	94	1.9
BOLDIN JR., Anquan	10-17	.588	0-4	.000	4-7	.571	24	12.0	63-145	.434	17-53	.321	35-49	.714	178	7.4
BRADFORD, Kavon	1-2	.500	0-1	.000	1-2	.500	3	1.5	1-2	.500	0-1	.000	1-2	.500	3	1.5
DUNN, Tyson	15-22	.682	3-6	.500	5-8	.625	38	19.0	15-22	.682	3-6	.500	5-8	.625	38	19.0
JACKSON, Brayden	0-1	.000	0-1	.000	0-0	.000	0	0.0	0-1	.000	0-1	.000	0-0	.000	0	0.0
MCVEIGH, Lloyd	2-9	.222	1-6	.167	2-4	.500	7	3.5	23-70	.329	13-48	.271	5-8	.625	64	2.0
MICHAELS, Ben	10-15	.667	2-5	.400	4-9	.444	26	13.0	10-15	.667	2-5	.400	4-9	.444	26	13.0
OBOH, Tim	2-6	.333	0-0	.000	0-0	.000	4	2.0	2-6	.333	0-0	.000	0-0	.000	4	2.0
SABOL, Ryan	11-23	.478	9-20	.450	8-8	1.000	39	19.5	92-244	.377	71-185	.384	35-42	.833	290	8.8
WILSON, Bryson	7-13	.538	1-2	.500	0-0	.000	15	7.5	23-58	.397	5-20	.250	17-22	.773	68	2.7

Totals

Player	Season Statistics									Career Statistics							
	O-REB	D-REB	TOTAL	PF	FO	A	TO	A/TO	O-REB	D-REB	TOTAL	PF	FO	A	TO	A/TO	
AKOT, Sam	0	0	0	0	0	0	0	0.0	0	0	0	0	0	0	0	0.0	
BATCHELOR, Noah	4	10	14	0	0	3	1	3.0	7	42	49	29	0	10	17	0.6	
BOLDIN JR., Anquan	4	4	8	1	0	4	0	0.0	39	47	86	36	0	34	29	1.2	
BRADFORD, Kavon	0	1	1	0	0	0	3	0.0	0	1	1	0	0	0	3	0.0	
DUNN, Tyson	0	16	16	4	0	24	10	2.4	0	16	16	4	0	24	10	2.4	
JACKSON, Brayden	0	2	2	2	0	0	1	0.0	0	2	2	2	0	0	1	0.0	
MCVEIGH, Lloyd	2	3	5	3	0	1	1	1.0	22	53	75	40	0	21	21	1.0	
MICHAELS, Ben	2	3	5	6	0	0	6	0.0	2	3	5	6	0	0	6	0.0	
OBOH, Tim	1	1	2	1	0	0	1	0.0	1	1	2	1	0	0	1	0.0	
SABOL, Ryan	0	5	5	4	0	2	0	0.0	13	39	52	45	0	64	42	1.5	
WILSON, Bryson	1	3	4	1	0	2	3	0.7	10	25	35	30	0	8	19	0.4	





2024-25 Buffalo Men's Basketball Combined Team Statistics All games

Game Records

Record	Overall	Home	Away	Neutral
ALL GAMES	2-0	1-0	1-0	0-0
CONFERENCE	0-0	0-0	0-0	0-0
NON-CONFERENCE	2-0	1-0	1-0	0-0

Score by Periods

Team	1st	2nd	OT	TOT
Buffalo	80	90	0	170
Opponents	79	81	0	160

Team Box Score

No.	Player			Total		3-Point		F-Throw		Rebounds												
		GP-GS	MIN	AVG	FG-FGA	FG%	3FG-3FGA	3FG%	FT-FTA	FT%	OFF	DEF	TOT	AVG	PF	DQ	A	TO	BLK	STL	PTS	AVG
2	SABOL, Ryan	2-2	66:15	33.1	11-23	.478	9-20	.450	8-8	1.000	0	5	5	2.5	4	0	2	0	0	1	39	19.5
5	DUNN, Tyson	2-2	74:33	37.3	15-22	.682	3-6	.500	5-8	.625	0	16	16	8.0	4	0	24	10	1	4	38	19.0
8	MICHAELS, Ben	2-0	53:26	26.7	10-15	.667	2-5	.400	4-9	.444	2	3	5	2.5	6	0	0	6	3	5	26	13.0
4	BOLDIN JR., Anquan	2-2	48:58	24.5	10-17	.588	0-4	.000	4-7	.571	4	4	8	4.0	1	0	4	0	0	2	24	12.0
11	WILSON, Bryson	2-0	31:42	15.9	7-13	.538	1-2	.500	0-0	.000	1	3	4	2.0	1	0	2	3	0	2	15	7.5
1	BATCHELOR, Noah	2-2	55:07	27.6	4-13	.308	4-12	.333	2-5	.400	4	10	14	7.0	0	0	3	1	1	1	14	7.0
9	MCVEIGH, Lloyd	2-0	24:33	12.3	2-9	.222	1-6	.167	2-4	.500	2	3	5	2.5	3	0	1	1	0	0	7	3.5
33	OBOH, Tim	2-2	20:45	10.4	2-6	.333	0-0	.000	0-0	.000	1	1	2	1.0	1	0	0	1	2	1	4	2.0
22	BRADFORD, Kavon	2-0	06:50	3.4	1-2	.500	0-1	.000	1-2	.500	0	1	1	0.5	0	0	0	3	0	1	3	1.5
7	JACKSON, Brayden	2-0	11:04	5.5	0-1	.000	0-1	.000	0-0	.000	0	2	2	1.0	2	0	0	1	0	0	0	0.0
15	AKOT, Sam	1-0	06:47	6.8	0-1	.000	0-1	.000	0-0	.000	0	0	0	0.0	0	0	0	0	0	0	0	0.0
Team											2	3	5									
Total		2	400		62-122	.508	20-58	.345	26-43	.605	16	51	67	33.5	22	0	36	26	7	17	170	85.0
Opponents		2	400		62-136	.456	28-63	.444	8-16	.500	27	53	80	40.0	32	0	34	36	5	19	160	80.0

Team Statistics

	UB	OPP
Scoring	170	160
Points per game	85.0	80.0
Scoring margin	+5.0	-
Field goals-att	62-122	62-136
Field goal pct	.508	.456
3 point fg-att	20-58	28-63
3-point FG pct	.345	.444
3-pt FG made per game	10.0	14.0
Free throws-att	26-43	8-16
Free throw pct	.605	.500
F-Throws made per game	13.0	4.0
Rebounds	67	80
Rebounds per game	33.5	40.0
Rebounding margin	-6.5	-
Assists	36	34
Assists per game	18.0	17.0
Turnovers	26	36
Turnovers per game	13.0	18.0
Turnover margin	+5.0	-
Assist/turnover ratio	1.4	0.9
Steals	17	19
Steals per game	8.5	9.5
Blocks	7	5
Blocks per game	3.5	2.5
Winning streak	2	-
Home win streak	1	-
Attendance	1460	5455
Home games-Avg/Game	1-1460	1-5455
Neutral site-Avg/Game	-	0-0

Team Results

Date	Opponent		Score	Att.
11/04/2024	at Old Dominion	W	83-82	5455
11/08/2024	Fredonia	W	87-78	1460



BUFFALO BULLS BASKETBALL

MONDAY, NOVEMBER 11, 2024

BUFFALO BASKETBALL // 35



2024-25 Buffalo Men's Basketball Team Game-by-Game All games

Page 1/1
as of Nov 09, 2024

Opponent	Date	Score	Total		3-Pointers		Free throws		Rebounds				PF	A	TO	BLK	STL	PTS	AVG	
			FG-FGA	PCT	3FG-3FGA	PCT	FT-FTA	PCT	OFF	DEF	TOT	AVG								
at Old Dominion	11/04/2024	83-82	W	32-57	.561	10-22	.455	9-17	.529	5	24	29	29.0	10	17	13	6	9	83	83.0
Fredonia	11/08/2024	87-78	W	30-65	.462	10-36	.278	17-26	.654	11	27	38	33.5	12	19	13	1	8	87	85.0
Total		170		62-122	.508	20-58	.345	26-43	.605	16	51	67	33.5	22	36	26	7	17	170	85.0
Opponents		160		62-136	.456	28-63	.444	8-16	.500	27	53	80	40.0	32	34	36	5	19	160	80.0

Buffalo Averages

Games Played	Points/game	FG Pct	3FG Pct	FT Pct	Rebounds/game	Assists/game	Turnovers/game	Assist/Turnover ratio	Steals/game	Blocks/game
2	85.0	50.8	34.5	60.5	33.5	18.0	13.0	1.4	8.5	3.5



2024-25 Buffalo Men's Basketball Opponents Game-by-Game All games

Page 1/1
as of Nov 09, 2024

Opponent	Date	Score	Total		3-Pointers		Free throws		Rebounds				PF	A	TO	BLK	STL	PTS	AVG	
			FG-FGA	PCT	3FG-3FGA	PCT	FT-FTA	PCT	OFF	DEF	TOT	AVG								
at Old Dominion	11/04/2024	83-82	W	33-77	.429	12-30	.400	4-8	.500	22	24	46	46.0	13	15	15	4	9	82	82.0
Fredonia	11/08/2024	87-78	W	29-59	.492	16-33	.485	4-8	.500	5	29	34	40.0	19	19	21	1	10	78	80.0
Total		160		62-136	.456	28-63	.444	8-16	.500	27	53	80	40.0	32	34	36	5	19	160	80.0
Buffalo		170		62-122	.508	20-58	.345	26-43	.605	16	51	67	33.5	22	36	26	7	17	170	85.0

Opponents Averages

Games Played	Points/game	FG Pct	3FG Pct	FT Pct	Rebounds/game	Assists/game	Turnovers/game	Assist/Turnover ratio	Steals/game	Blocks/game
2	80.0	45.6	44.4	50.0	40.0	17.0	18.0	0.9	9.5	2.5



2024-25 Buffalo Men's Basketball Points-rebounds-assists All games

Page 1/1
as of Nov 09, 2024

Opponent	Date	Score		1	2	4	5	7	8	9	11	15	22	33
				BATCHELOR, S	SABOL, RYAN	BOLDIN JR.	DUNN, TYSON	JACKSON, BR	MICHAELS, B	MCVEIGH, LL	WILSON, BRY	AKOT, SAM	BRADFORD, K	OBOH, TIM
at Old Dominion	11/04/2024	83-82	W	10-6-3	11-4-2	2-2-0	24-6-10	0-0-0	13-4-0	3-0-0	15-4-2	DNP	1-1-0	4-1-0
Fredonia	11/08/2024	87-78	W	4-8-0	28-1-0	22-6-4	14-10-14	0-2-0	13-1-0	4-5-1	0-0-0	0-0-0	2-0-0	0-1-0



BROADCAST ROSTER



0
Omar Miguez-Hibeljic
G • Fr. • 6-5 • 200
Montreal, Quebec
College Jean-De-Brebeuf



1
Noah Batchelor
G/F • Jr. • 6-8 • 210
Frederick, Md.
IMG Academy
(Maryland)



2
Ryan Sabol
G • So. • 6-3 • 195
Washington, D.C.
Gonzaga College



4
Anquan Boldin Jr.
G • So. • 6-4 • 194
Delray Beach, Fla.
IMG Academy



5
Tyson Dunn
G • Sr. • 6-3 • 190
Newmarket, Ontario
Newmarket
(Western Ontario)



7
Brayden Jackson
G • Fr. • 6-8 • 185
Milton, Ontario
Fort Erie International



8
Ben Micheals
F • Fr. • 6-8 • 210
Ipswich, England
Long Island Lutheran



9
Lloyd McVeigh
G • So. • 6-6 • 205
Cabarita Beach, Australia
The Southport School



10
Eric Kenesie Jr.
G • Fr. • 6-0 • 180
Kenosha, Wisc.
St. Joseph Catholic
Academy



11
Bryson Wilson
G • So. • 6-2 • 210
Washington, D.C.
St. Stephen's & St. Agnes



14
Frederiks Meinarts
C/F • Fr. • 7-0 • 196
Riga, Latvia
IMG Academy



15
Sam Akot
G/F • Fr. • 6-7 • 180
London, Ontario
Notre Dame Catholic
Secondary



20
Daniel Shao
G • So. • 5-10 • 175
Morris Plains, N.J.
Parsippany Hills



22
Kavon Bradford
G • Fr • 6-2 • 180
Portland, Ore.
Benson Tech
Western Canada Prep Academy



33
Tim Oboh
C • Fr. • 6-11 • 230
Orpington, England
Canterbury
Academy



George Halcovage III
Head Coach
Second Season
Babson, '08 / Villanova, '12



Hamlet Tibbs
Associate Head Coach
Second Season
West Virginia, '07



Jake Presutti
Associate Head Coach
Second Season
Syracuse, '08



Tim Saunders
Assistant Coach/
Player Development
Second Season
Villanova, '20 & '22



Jack Fitzpatrick
Assistant Coach/
Basketball Strategy
Sixth Season
Emmanuel, '19



Kevin Voigt
Assistant Coach/
Director of
Basketball Operations
First Season
Villanova, '22 & '24

