



MEN'S BASKETBALL

2024-25 Season | Game 1

FIGHTING IRISH MEDIA
PRIMARY MEN'S BASKETBALL CONTACT

Josh Bates
jbates2@nd.edu
574-310-9954

SECONDARY CONTACT

Aly Prigge
aprigge@nd.edu
419-591-9329



NOTRE DAME (0-0)
vs. **STONEHILL (1-0)**

WEDNESDAY, NOV. 6
South Bend, IN | 7 pm ET

Purcell Pavilion (9,149)

TV Broadcast	ACCNX
TV Crew	Tyler Riedy Bill Fenlon
Radio	960 WSBT-AM
Radio Crew	Tony Simeone
Live Stats	StatBroadcast
Social	@ndmbb

Head Coaches

NOTRE DAME MICAH SHREWSBERRY

Record at School:
13-20 (2nd Year)

Overall Record:
50-51 (4th Year)

STONEHILL CHRIS KRAUS

Record at School:
149-143 (11th year)

Overall Record:
Same

The Series

OVERALL

Record: ND leads, 2-0

Streak: W2

Last Meeting: W, 74-60, on
11/26/82 in South Bend

IN SOUTH BEND

Record: ND leads, 2-0

Streak: W2

Last Meeting: Same

2024-25 Schedule

Overall: 0-0 (0-0 ACC)

Home: 0-0; Away 0-0; Neutral 0-0

Date	Opponent	TV	Time/Result
11/6	Stonehill	ACCNX	7 pm
11/11	Buffalo	ACCNX	7 pm
11/16	at Georgetown	NBC	1 pm
11/19	North Dakota	ACCNX	7 pm
11/22	Elon	ACCNX	7:30 pm
11/26	vs. Rutgers#	TBS, Max	10:30 pm
11/28	vs. Houston#	TBS, Max	12:30 am
11/30	TBD#	TruTv, Max	TBD
12/3	at Georgia%	ESPNU	7 pm
12/7	Syracuse*	The CW	Noon
12/11	Dartmouth	ACCNX	7 pm
12/22	Le Moyne	ACCN	6 pm
12/31	at Georgia Tech*	ACCN	2:30 pm
1/4	North Carolina*	CBS	Noon
1/8	at NC State*	ESPN2/U	7 pm
1/11	at Duke*	ESPN	Noon
1/13	Boston College*	ACCN	7 pm
1/18	at Syracuse*	ACCN	4 pm
1/25	at Virginia*	ESPN/2	6:30 pm
1/28	Georgia Tech*	ACCN	9 pm
2/1	at Miami*	ESPN2	8 pm
2/4	at Florida St*	ACCN	7 pm
2/8	Virginia Tech*	The CW	1 pm
2/12	at Boston College*	ESPN2/U	9 pm
2/16	Louisville*	ACCN	8 pm
2/19	SMU*	ACCN	7 pm
2/22	Pitt*	The CW	2:15 pm
2/26	at Clemson*	ACCN	7 pm
3/1	at Wake Forest*	The CW	5:30 pm
3/5	Stanford*	ESPN2/U	9 pm
3/8	Cal*	ESPNU	8 pm
3/11-15	ACC Tournament		

* - Atlantic Coast Conference game

- Players Era Festival (MGM Grand Garden Arena in Las Vegas)

% - SEC/ACC Challenge

^ - ACC Tournament (Spectrum Center in Charlotte)

TEAMS BY THE NUMBERS (2023-24)

NOTRE DAME		STONEHILL
64.0	Scoring Offense	63.5
67.2	Scoring Defense	76.1
-3.1	Scoring Margin	-12.7
.407	FG%	.399
.422	FG% Defense	.441
.318	3FG%	.303
.325	3FG% Defense	.355
7.6	3FG Made/Game	8.2
.744	FT%	.689
35.9	Rebounds	32.6
+1.7	Rebound Margin	-6.1
10.2	Assists	11.8
12.5	Turnovers	13.6
-2.6	Turnover Margin	-1.7
5.7	Steals	6.4
2.4	Blocks	2.5



2024-25 Notre Dame Men's Basketball TEAM INFORMATION

NOTRE DAME ROSTER

No.	Name	Pos.	Height	Year	Eligibility	Hometown	Previous School
0	Brady Stevens	G	6-4	Fr.	Fr.	Boston, MA	Wellesley
1	Julian Roper II	G	6-4	Sr.	Sr.	Detroit, MI	St. Mary's / Northwestern
2	Logan Imes	G	6-4	So.	So.	Zionsville, IN	Zionsville
3	Markus Burton	G	6-0	So.	So.	Mishawaka, IN	Penn
4	Sir Mohammed	G	6-6	Fr.	Fr.	Charlotte, NC	Myers Park
5	Cole Certa	G	6-5	Fr.	Fr.	Le Roy, IL	IMG Academy
7	Tae Davis	F	6-9	Jr.	Jr.	Indianapolis, IN	Warren Central / Seton Hall
10	JT Kelly	G	6-3	Jr.	Jr.	Ponte Vedra Beach, FL	Ponte Vedra
11	Braeden Shrewsberry	G	6-4	So.	So.	Granger, IN	State College Area
12	Garrett Sundra	F	6-11	Fr.	Fr.	Ashburn, VA	Paul VI Catholic
14	Kebba Njie	F	6-10	Jr.	Jr.	Centerville, OH	La Lumiere / Penn State
15	Thomas Hattan	G	6-2	Jr.	Jr.	San Clemente, CA	San Juan Hills
20	J.R. Konieczny	G	6-7	Sr.	Jr.	South Bend, IN	St. Joseph
21	Burke Chebuhar	F	6-8	Gr.	Gr.	Marietta, GA	The Walker School / Lehigh
22	Thomas Crowe	F	6-7	Sr.	Sr.	Macedonia, OH	Archbishop Hoban
25	Nikita Konstantynovskiy	F	6-10	Gr.	Gr.	Kyiv, Ukraine	Northeastern A&M / Tulsa / Monmouth
41	Matt Allocco	G	6-4	Gr.	Gr.	Hilliard, OH	Hilliard Bradley / Princeton

COACHING STAFF

Glenn & Stacey Murphy Men's Basketball Head Coach	Micah Shrewsberry	Hanover '99	2nd Season
Associate Head Coach	Kyle Getter	Hanover '01	2nd Season
Assistant Coach	Mike Farrelly	St. Joseph's '03	2nd Season
Assistant Coach	Ryan Owens	Southern Indiana '00	2nd Season
Tre Whitted	Assistant to the Head Coach	Marshall '07	2nd Season
Grady Eifert	Development & Recruiting Coord.	Purdue '19	2nd Season
Brian Snow	Director of Recruiting	Ohio State '07	2nd Season
Pat Rogers	Director of Ops	Notre Dame '10	7th Season

PRONUNCIATION

Kebba Njie	Jai (think hi but with a J)
J.R. Konieczny	Ko-nezz-knee
Logan Imes	Think Dimes without a D
Konstantynovskiy	Con-stan-tee-nov-ski
Matt Allocco	Uh-lock-O
Burke Chebuhar	Cheb-uh-harr
Tae Davis	Tay
Mike Farrelly	Fair-uh-lee

Team Information

CURRENT TEAM

Conference	Atlantic Coast
Home Arena (Capacity)	Purcell Pavilion (9,149)
Starters Returning/Lost	4/1
Total Returning/Lost	7/4
Newcomers	7

ND MEN'S BASKETBALL

First Season	1897
Full Seasons	121
All-Time Record	1964-1111-2 (.639)
NCAA Appearances/Record	37 / 41-42
First/Last NCAA Appearance	1953 / 2022
ACC Member	2013-14 - present
ACC Regular Season	96-110 (.466)
ACC Tournament	12-9 (.571)
ACC Tournament Championships	1 (2015)



2024-25 Notre Dame Men's Basketball TEAM RANKINGS & NUMBERS

AP Top 25 Preseason		USA Today Coaches Preseason	
#	Team	#	Team
1.	Kansas	1.	Kansas
2.	Alabama	2.	Alabama
3.	UConn	3.	UConn
4.	Houston	4.	Houston
5.	Iowa St	5.	Duke
6.	Gonzaga	6.	Iowa St
7.	Duke	7.	Gonzaga
8.	Baylor	8.	Baylor
9.	UNC	9.	Arizona
10.	Arizona	10.	UNC
11.	Auburn	11.	Auburn
12.	Tennessee	12.	Tennessee
13.	Texas A&M	13.	Purdue
14.	Purdue	14.	Creighton
15.	Creighton	15.	Texas A&M
16.	Arkansas	16.	Arkansas
17.	Indiana	17.	Marquette
18.	Marquette	18.	Indiana
19.	Texas	19.	Texas
20.	Cincinnati	20.	Cincinnati
21.	Florida	21.	Florida
22.	UCLA	22.	UCLA
23.	Kentucky	23.	Kentucky
24.	Ole Miss	24.	Illinois
25.	Rutgers	25.	Ole Miss

Others receiving votes:
Illinois 92, St. John's 91, Xavier 73, Texas Tech 58, Wake Forest 37, Kansas State 30, Ohio State 29, Michigan State 29, Michigan 19, BYU 14, Oregon 12, Miami 11, McNeese 11, Providence 9, Clemson 9, Saint Louis 9, Boise State 9, VCU 6, Mississippi State 6, Saint Mary's 5, Wisconsin 5, Louisville 4, UAB 4, Grand Canyon 3, Little Rock 3, Princeton 2, San Diego State 2, Arizona State 2, High Point 1, Maryland 1

Others receiving votes:
Texas Tech 60, Rutgers 57, St. John's 42, Xavier 26, Michigan State 25, Oregon 16, BYU 16, Kansas State 11, Saint Mary's 9, Boise State 9, Clemson 8, Dayton 7, Ohio State 7, Maryland 4, Grand Canyon 3, Mississippi State 2, Virginia 2, Princeton 2, Wake Forest 2, San Diego State 2, Wisconsin 1

By the Numbers

37

NCAA
Tournament bids

1,964

Total Program Wins

3rd

most 1,000-point
scorers amongst
all Division I
programs

67

Irish have gone on to play
in the NBA

577	points. Burton set a new ND freshman scoring record
85.6	percent of scoring returning for ND - most by an ACC team
#69	KenPom rating to start the season
67.2	Scoring defense ranked 49th in the country and 3rd in the ACC. KenPom defensive efficiency ranking of 39th
55	made threes in ACC play for Shrewsbury - set a new program ACC play record
50-40-90	Grad Matt Allocco transferred in from Princeton where just last year he recorded a 50-40-90 season.
27.7	combined ppg for Burton & Shrewsbury. That's the second highest returning combo behind Wake Forest's Hunter Sallis and Cameron Hildreth. That duo return a combined 31.8 ppg.
22.1	ppg for Burton from Feb. 24 to end of season - 2nd highest in ACC in that span
17.5	ppg for Burton last season - 3rd highest amongst ACC returning players
17 for 20	in holding ACC opponents to below their season average
16	home games to take place inside Purcell Pavilion
10th	projected to finish 10th in the ACC. Irish look to defy expectations once again
7	Tae Davis ended the season on the best stretch of his career with 7 straight games in double figures. Also his new number
6-0	Irish finished undefeated last season when they limited their turnover total to single digits
Top-4	Coach Shrews is cooking on the recruiting trail with a top-4 recruiting class - some have ND at No. 1
3-0	Irish went 3-0 in their foreign tour trip to Spain in August
1st	Burton was named to the Preseason All-ACC First Team
1st	Markus Burton became the program's first ACC Rookie of the Year. He was the program's 3rd ever Rookie of the Year award winner of any conference.

National Rankings

2023-24 Notre Dame Team Rankings					
Statistic	Nat'l Rank	Conf Rank	Value	Nat'l Leader	Value
FG% Defense	86	4	.422	Houston	.379
Fouls/Game	41	3	15.1	Creighton	11.5
Scoring Defense	49	3	67.2	Houston	57.6
3PT Attempts/Game	85	4	23.9	North Florida	33.2

2023-24 Notre Dame Player Rankings					
Statistic	Player	Nat'l Rank	Conf Rank	Value	
FG Made	Markus Burton	66	8	210	
FG Attempts	Markus Burton	28	3	499	
Steals	Markus Burton	52	5	63	
Steals/Game	Markus Burton	57	5	1.9	



LINEUPS AND STATISTICAL RANKINGS

Starting Lineups By Game

11.6 STONEHILL	12.11 DARTMOUTH	2.1 MIAMI
-	-	-
-	-	-
-	-	-
-	-	-
-	-	-
11.11 BUFFALO	12.22 LE MOYNE	2.4 FLORIDA ST
-	-	-
-	-	-
-	-	-
-	-	-
-	-	-
11.16 GEORGETOWN	12.31 GEORGIA TECH	2.8 VIRGINIA TECH
-	-	-
-	-	-
-	-	-
-	-	-
-	-	-
11.19 NORTH DAKOTA	1.4 NORTH CAROLINA	2.12 BOSTON COLLEGE
-	-	-
-	-	-
-	-	-
-	-	-
-	-	-
11.22 ELON	1.8 NC STATE	2.16 LOUISVILLE
-	-	-
-	-	-
-	-	-
-	-	-
-	-	-
11.26 RUTGERS	1.11 DUKE	2.19 SMU
-	-	-
-	-	-
-	-	-
-	-	-
-	-	-
11.28 HOUSTON	1.13 BOSTON COLLEGE	2.22 PITT
-	-	-
-	-	-
-	-	-
-	-	-
-	-	-
11.30 VEGAS TBD	1.18 SYRACUSE	2.26 CLEMSON
-	-	-
-	-	-
-	-	-
-	-	-
-	-	-
12.3 GEORGIA	1.25 VIRGINIA	3.1 WAKE FOREST
-	-	-
-	-	-
-	-	-
-	-	-
-	-	-
12.7 SYRACUSE	1.28 GEORGIA TECH	3.5 STANFORD
-	-	-
-	-	-
-	-	-
-	-	-
-	-	-

Starting Lineup by Player

Player	Games Started	
	This Season	Career
Markus Burton		33
Tae Davis		33
Kebba Njie		53
J.R. Konieczny		19
Braeden Shrewsberry		15
Julian Roper II		27
Logan Imes		3
Matt Allocco		64
Nikita Konstantynovskyi		41
Burke Chebuhar		22

Record When Starting		
Player	2024-25	Irish Career
Burton		13-20
Davis		13-18
Njie		10-17
Shrewsberry		7-8
Konieczny		6-13
Roper II		4-8
Imes		0-3



2024-25 Notre Dame Men's Basketball

NOTRE DAME'S RECORD WHEN

DAY OF THE WEEK

Sunday
Monday
Tuesday
Wednesday
Thursday
Friday
Saturday

TIME OF GAME

Day Games (before 6pm local time)
Night Games (6pm or later local time)

LOCATION

Home Games
Road Games
Neutral Site

HALFTIME SCORE

Leading at the half
Tied at the half
Trailing at the half

INDIVIDUAL SCORING

Two or fewer double-figure scorers
Three double-figure scorers
Four double-figure scorers
Five or more double-figure scorers

REBOUNDING MARGIN

More rebounds than opponent
Same number of rebounds
Fewer rebounds than opponent

FIELD GOAL SHOOTING

Shot higher percentage than opponent
Shot same percentage as opponent
Shot lower percentage than opponent
Shot 45% or better
Shot less than 45%
Hold opponent under 40%

FREE-THROW MARGIN

Make more free-throws than opponent
Make same number of free-throws
Make fewer free-throws than opponent

TURNOVERS

Commit fewer turnovers
Commit same number of turnovers
Commit more turnovers
Single-digit turnovers

UNIFORM COMBINATIONS

White jerseys with gold
White jerseys with navy
Navy jerseys
Green jerseys

MISCELLANEOUS

vs top-25
vs top-10
When ranked higher
When ranked lower
Both ranked
Both unranked
In overtime games

MARGIN OF VICTORY

1-5 points
6-10 points
11-15 points
16-20 points
21+ points

MONTH

November
December
January
February
March

Largest Halftime Lead

17 | Virginia (41-24), 12/30/23

Largest Halftime Deficit

28 | #8/7 Marquette (52-24), 12/9/23

Largest Lead

28, 2x | last, Virginia (76-48, 1:43, 2H), 12/30/23

Largest Deficit

38 | #7/7 North Carolina (84-46, 3:14, 2H), 3/5/24

Largest Deficit Overcome to Win

12 | Niagara (18-6, 11:20, 1H), 11/6/23

Largest Lead Given Out in Loss

12, 2x | last at Boston College (31-19, 3:34, 1H), 1/15/24

Most Consecutive Points

13 | Virginia (12/30/23)

Most Consecutive Points (Opponent)

19 | at #7/7 North Carolina, 3/5/24

Lowest Scoring Half

16 | Citadel, 2H, 12/19/23

Highest Scoring Half

56 | at Syracuse, 2H, 2/24/24





2024-25 Notre Dame Men's Basketball

LEADING THE IRISH

LEADING SCORERS

Burton	20
Konieczny	5
Shrewsberry	4
Davis	3
Booth	2

LEADING REBOUNDERS

Davis	8
Konieczny	8
Njie	9
Booth	6
Roper	2
Burton	2
Imes	1
Zona	1

LEADERS IN ASSISTS

Burton	31
Imes	4
Zona	2
Shrewsberry	1

LEADERS IN DOUBLE-FIGURE POINTS

Player	2023-24	Career
Markus Burton	30	30
Braeden Shrewsberry	17	17
Tae Davis	15	17
JR Konieczny	11	11
Carey Booth	7	7
Julian Roper II	6	7
Kebba Njie	3	4
Matt Zona		1

LEADERS IN DOUBLE-FIGURE REBOUNDS

Player	2023-24	Career
Konieczny	4	4
Davis	3	3
Njie	3	3
Booth	1	1
Roper II	1	1

5-5-5 GAMES (AKA "STAT SHEET STUFFERS")

Player	2023-24	Career
Burton	5	5
Davis	1	1

DOUBLE-DOUBLES

Player	2023-24	Career
Konieczny	4	4
Davis	3	3

RUNS OF 10 OR BETTER

Opponents	18
Notre Dame	12

POINTS OFF TURNOVERS

	Total	Average
Notre Dame	338	10.2
Opponents	484	14.7

POINTS IN THE PAINT

	Total	Average
Notre Dame	826	25.0
Opponents	934	28.3

SECOND CHANCE POINTS

	Total	Average
Notre Dame	287	8.7
Opponents	285	8.6

FAST BREAK POINTS

	Total	Average
Notre Dame	176	5.3
Opponents	260	7.9

BENCH SCORING

	Total	Average
Notre Dame	533	16.2
Opponents	480	14.5



NOTRE DAME SPECIALTY STATS

SEASON POINT TOTALS [ND/OPP]

Date	Opponent	Off TO	Paint	2nd Ch	FBreak	Bench
11/6	Stonehill					
11/11	Buffalo					
11/16	at Georgetown					
11/19	North Dakota					
11/22	Elon					
11/26	vs. Rutgers					
11/28	vs. Houston					
11/30	vs. TBD					
12/3	at Georgia					
12/7	Syracuse					
12/11	Dartmouth					
12/22	Le Moyne					
12/31	at Georgia Tech					
1/4	North Carolina					
1/8	at NC State					
1/11	at Duke					
1/13	Boston College					
1/18	at Syracuse					
1/25	at Virginia					
1/28	Georgia Tech					
2/1	at Miami					
2/4	at Florida St					
2/8	Virginia Tech					
2/12	at Boston College					
2/16	Louisville					
2/19	SMU					
2/22	Pitt					
2/26	at Clemson					
3/1	at Wake Forest					
3/5	Stanford					
3/8	Cal					
3/11	ACC Tournament					



COLLEGE PLAYER OF THE YEAR

KWANTOCH STRIKES

Markus #3

MARKUS
BURTON

NAISMITH
TROPHY





PASSED THE PRESEASON TEST

It was hoops for a cause for Notre Dame's preseason charity exhibition, travelling two hours to challenge Purdue Fort Wayne -- all proceeds benefited both Big Brothers Big Sisters of Northeast Indiana and the Boys and Girls Clubs of Fort Wayne. The Irish went on to give its fans a good cause to be excited for the Nov. 6 season opener, recording a dominant 91-54 victory over a Mastodons squad that was picked to finish first in the Horizon League.

Notre Dame scored 51 second-half points on a blistering 70.4 percent from the field. There was one point in the second half in which ND was 8-for-11 from beyond the arc, ultimately finishing 9-for-15. All-in-all eight Irish drained a three in the game finishing 14-of-28 from deep.

Eight Irish finished with six or more points, with three finishing in double figures. As a team, Notre Dame finished 56.9 percent from the field. Preseason All-ACC First Team selection Markus Burton scored 12 of his 18 points in the second half.

Braeden Shrewsberry shot 4-of-7 from deep and 7-of-12 overall to tie Burton for a game-high 18 points. J.R. Konieczny came off the bench and hit three treys to finish with 11 points.

Notre Dame outrebounded Purdue Fort Wayne, 39-22, and forced 14 turnovers. They limited a veteran Mastodons squad to 34.6 percent shooting.

PRESEASON ACCOLADES FOR BURTON

Point guard Markus Burton looks to

continue his ascent in collegiate basketball for his sophomore season. He went from winning Mr. Indiana Basketball as a high school senior to stepping on his home court in Purcell Pavilion and making an immediate impact with the Irish. He won the 2024 ACC Freshman of the Year Award (the first ND player to do so) and also took home Third Team All-ACC honors.

Before the 2024-25 season has officially gotten underway, Burton has collected more awards/recognition. First, the ACC named him a Preseason First Team selection.

Burton's 17.5 ppg is the third highest returning scoring average in the ACC behind North Carolina's RJ Davis (21.2) and Wake Forest's Hunter Sallis (18.0 ppg).

Next, it was the Naismith Starting 5 - Bob Cousy Point Guard of the Year Top 20 Preseason Watch List. This prestigious award honors the best point guards in men's college basketball and is presented by the Basketball Hall of Fame. Burton is the first Irish point guard to be named to the Bob Cousy Top-20 Preseason Watch List since Matt Farrell (2017-18 Watch List).

Shortly after, ESPN.com announced its top-100 players ahead of the 2024-25 season. Burton landed at No. 40. They stated: "The 5-11 guard, averaged 17.5 PPG as a freshman, finishing with 20 points or more in 11 games. If he can become a consistent threat from the 3-point line (30%), the All-ACC third team pick could mature into one of the expanded conference's best players."

Last but not least, the Naismith Trophy added Burton to their College Player of the Year Watch List. A total of 50 players were named to the preseason list.

NOTRE DAME - STONEHILL

Notre Dame will open the 2024-25 season with its sister school in Stonehill. Stonehill, King's and Notre Dame are all sponsored by the Congregation of Holy Cross, which values integrity and puts as much emphasis on education as on helping develop compassionate leaders and global thinkers. The 3+2 program offers a handful of Stonehill students to earn two degrees in five years, transferring over to Notre Dame for the final two years.

It's been 42 years since Notre Dame and Stonehill have squared off on the hardwood. It was a 74-60 victory inside Purcell Pavilion on Nov. 26, 1982.

SEASON OPENER NOTABLES

Excitement is about for basketball to start in South Bend. For Wednesday's season opener, the Irish are busting out the green carpet, supplying rally towels for the first 3,000 fans, and giving away student-section t-shirts for the first 1,000 students who come through Gate 2.

Historically, the Irish are 100-21 (.827) in their season openers. In addition, the program is 110-11 (.909) in home openers.

The last time Notre Dame dropped a season opener at home - you'd have to go all the way back to the 1998-99 season, when the Irish fell 76-65 to Miami (Ohio).

A year ago today, Irish fans watched Markus Burton take the court for the first time and break Laphonso Ellis' freshman debut scoring record. Burton poured in 29 points against Niagara in the win.



2024-25 Notre Dame Men's Basketball ARTICLES & STORIES

SOMETHING BREWING IN SOUTH BEND

Though we can't talk specifics until ink hits the paper, it's hard not to notice the momentum that Coach Shrews is building in South Bend. He talked how in year one he was setting the foundation and the 'right culture.' Heading into year two, Coach Shrews is on an absolute heater on the recruiting trail.

As of Oct. 1, Notre Dame has four verbals from one five-star and three four-star players. The five-star recruit would be the highest signee in program history (in the modern era with rankings), ranked No. 10 from ESPN. The Irish recruiting class is ranked in the top-four by 247 Sports, Rivals and ON3.

FROM LEAST TO MOST

When Coach Shrewsberry took over the Notre Dame job, he had to start at the ground-level. In fact, Notre Dame only returned 35 points at this point last year, which equated to 1.6% of scoring returning. That number ranked in the bottom five of Division-I schools. However, this year is quite a different story.

The Irish return the most scoring in the ACC by a landslide. With a solid young core of seven returnees (Markus Burton, Braeden Shrewsberry, Tae Davis, Julian Roper II, J.R. Konieczny, Kebba Njie, Logan Imes), Notre Dame returns 85.6 percent of its scoring. The next highest is Wake Forest at 59.8 percent.

In addition, the Irish return the third highest percentage of minutes in the country at 83.9 percent. Navy (91.3) and Wofford (84.3) hold the top two spots.

IRISH LOOK TO DEFY EXPECTATIONS AGAIN

Last year, Notre Dame was projected to finish dead last in the conference. The Coach Shrewsberry led squad came together and ultimately doubled its ACC win total from the year prior, finishing 7-13 in league play to earn the 12-seed in the conference tourney. Coach Shrewsberry received several votes for ACC Coach of the Year.

This year, the Irish are picked to finish tenth in the ACC and look to defy expectations again.

Furthermore, Notre Dame was the biggest

mover in kenpom AdjEM across the Power-Five conferences from Feb. 1 to March 1 last season. They ended the year at #118. This season, the Irish will start at #69.

KenPom offensive rating - 85th
KenPom defensive rating - 61st

IRISH GO 3-0 IN SPAIN

Every four years at Notre Dame the program is allowed to go on a Foreign Tour. That time had come for the Irish men's hoops squad, as they went on a 10-day trip to Spain. They made stops in Madrid, Valencia and Barcelona and played a game in each city vs. a semi-pro all-star squad. Notre Dame went 3-0 on the trip and here are some highlights:

- Burton recorded 58 points, 12 assists, 11 steals and 17 rebounds in three games
- Sundra - 18 points, 24 rebounds
- Davis - 20 points, 20 rebounds
- Shrewsberry - 32 points with eight made triples
- Njie - 24 points, 21 rebounds

BEYOND THE ARC

Shout out to Logan Stevens, a video producer within Fighting Irish Media, who created an in-depth preseason look of this year's squad. The four-episode series called Beyond The Arc can be found on Notre Dame's Youtube page.

GREEN JERSEY SERIES

When you play over 30 games in a season, you got to wear the Irish greens more than once. Announced via the @NDMBB account on social, the program has picked four ACC games to wear the greens at home:

- Dec. 7 vs. Syracuse - ACC Opener
- Jan. 4 vs. UNC - Irish Wear Green
- Feb. 8 vs. Virginia Tech - 574 Day
- Feb. 22 vs. Pitt - Fan Appreciation

NON-STOP SUMMER FOR SHREWS

There was no time off or time wasted for Coach Shrewsberry this summer. We've already broached his recruiting efforts, but he also found time to serve as an assistant coach on the U.S. U18 squad during their gold medal run at the 2024 FIBA U18 Americup. The U18 USA squad spent the first week in June competing in Buenos Aires, ultimately downing Brazil to take the top seed in Group B. The U.S. then cruised past Canada in the semifinals to soar right into the gold-medal game where they defeated Argentina 110-70.

A day after landing back in the States, Coach Shrews hopped on a plane to Boston to catch game five of the NBA Finals. Coach got to celebrate with his former players and staff in the locker room afterwards and has the championship goggles hanging in his office. You can find a video on the NDMBB social accounts of Coach Shrews congratulating his former protegee and NBA Finals MVP Jalen Brown.

SHREWSBERRY/STEVENS CONNECTION

Celebrating Boston's NBA Title is a great segue into the long-standing friendship between the Shrewsberry and Stevens family.

The connection with Brad Stevens and Micah Shrewsberry dates back to their days at Butler. Then again for six years together with the Boston Celtics. Braeden Shrewsberry states he's been friends with Brady Stevens (Brad's son and now freshman walk-on on the team) for as long as he can remember. Braeden also claimed to be Notre Dame's top recruiter when Brady was deciding on a college.

ACC ROOKIE OF THE YEAR RETURNS FOR MORE

The 2024 ACC Rookie of the Year Markus Burton has trained hard this summer to make year two even better. Last spring, Burton brought home the program's first ACC Rookie of the Year award and third ever Rookie of the Year award of any conference, joining Chris Thomas (2002) and Troy Murphy (1999) - who each won it in the Big East.

Below is a short recap of Burton's stellar and historic rookie campaign:

- His 17.5 ppg led all ACC freshmen
- He ranked 3rd nationally amongst DI freshmen in scoring
- His 577 points set a new ND freshman scoring record, surpassing the previous holder Troy Murphy and his 519 points (1998-99).
- Burton's 17.5 ppg ranked 3rd all-time for a freshman behind Troy Murphy (19.2) and Adrian Dantley (18.3)
- His 63 steals tied Jerian Grant for third most in a single season
- ACC play only rankings: 17.5 points (6th), 2.2 steals (1st), 4.8 assists (3rd).
- Dished out 95 assists in ACC play - ranked



2024-25 Notre Dame Men's Basketball ARTICLES & STORIES

as the 4th most by an ND player

- Produced two games with 15+ point, 5+ assists, 5+ steals. Since 1996, only one other Irish player (Chris Thomas) had produced two games in the same regular season with at least 15-5-5.
- Burton averaged the 2nd most points in the ACC from Feb. 24 on aka to the end of the season, averaging 22.1 ppg in that span (over five games). Burton produced a whopping 6 20+ point games in that span, with one of 30+.
- Four-time ACC Rookie of the Week - set a new ND record.

BEST YOUNG BACKCOURT IN THE ACC

Freshman guards Markus Burton and Braeden Shrewsberry showed no fear in the first year in the ACC. Burton averaged 17.5 points both on the season and in league play, while Shrewsberry was the lone other Irish to finish in double figures, averaging 10.2 points on the year and 11.3 points in ACC play.

With that said, Burton and Shrewsberry became the 9th ACC freshmen duo in league history to rank No. 1 and No. 2 for their team in scoring, proving the future is bright in South Bend.

There is only one scoring duo in the ACC that returns a higher combined number than Burton's and Shrewsberry's 27.7 ppg and that's Wake Forest's Hunter Sallis and Cameron Hildreth. That duo return a combined 31.8 ppg.

Burton and Shrewsberry also proved they aren't afraid of a hostile environment. In true road games, Burton and Shrewsberry averaged 16.3 points and 12.8 points, respectively.

Lastly, don't forget that this duo went off in the nation's capital for the first round of the ACC Tournament in the win over Georgia Tech. Shrewsberry scored a team-high 23 points, shooting 8-of-12 from the field, including 5-of-8 from three-point range. Four of Shrewsberry's threes came in the second half. It marked his third game of 20+ that season. Next, Burton followed right behind with 21 points on 8-of-15 shooting. Burton also tied his season high in assists with eight.

SHARPSHOOTER SHREWS

Speaking of Braeden Shrewsberry, he joined Burton in the Notre Dame record book after lighting it up from three in ACC play last

year.

Shrewsberry knocked down 55 three-pointers in league play, breaking the Notre Dame ACC record. The previous record was 51 held by Prentiss Hubb, Matt Farrell and V.J. Beachem.

Those 55 threes in ACC play also tied for the fourth most amongst league players for the 2023-24 season.

Shrewsberry ultimately converted 78 made threes on the year which were the 2nd most nationally by a freshman. His 2.4 made threes/game were 2nd nationally by a freshman as well.

As far as individual games - Shrewsberry tied the program record for made three-pointers by a freshman after draining seven against the Louisville Cardinals. He tied the likes of Pat Connaughton, Chris Thomas and Ryan Hoover.

Lastly, Shrewsberry shot 41.4 percent from deep in ACC play - that number ranked 6th amongst ACC players and ranked 7th all-time in Notre Dame ACC program history.

COACH SHREWS LOOKS TO RECREATE YEAR TWO MAGIC

The rebuild at Notre Dame is obviously different from the one at Penn State, but let's look at the year one to year two improvement that Coach Shrews accomplished in Happy Valley.

After a 14-17 first season, Shrewsberry produced a 23-14 mark in 2022-23, just the 12th 20-win season in the 127-year history of Penn State basketball. The Nittany Lions then made their first appearance in the NCAA Tournament since 2011.

Statistically speaking, the 2022-23 squad set the BIG and Penn State single-season team record for three-pointers made in a season with 385. The Nittany Lions compiled a total of five top-15 national statistical rankings.

Courtesy of Irish Illustrated:
Penn State

Category	Year 1	Year 2
Points Per Game	64.6 (326th)	72.2 (162nd)
Field Goal %	43.2 (232nd)	46.3 (69th)
3-Point %	34.2 (163rd)	38.7 (9th)

**Notre Dame has been practicing with a 24-second shot clock to quicken their pace ahead of the 2024-25 season.*

THE NEW ADDITIONS

Now let's talk about the new pieces starting with the incoming freshman class. ESPN's final recruiting class rankings had the incoming Irish trio at 19th in the country and 1st in the state of Indiana.

Cole Certa

(6-5, Guard, from Le Roy, IL)

Certa was ranked 89th overall in the country by ESPN. He transferred to IMG Academy in Florida for his senior year, where he averaged 8.3 points, 3.0 rebounds and 1.5 assists. He helped IMG achieve a 20-9 overall record.

Sir Mohammed

(6-6, Guard, from Charlotte, NC)

Mohammed is Coach Shrewsberry's highest rated recruit, coming in at No. 43 nationally by 247 Sports and 57th by ESPN. Mohammed led Myers Park to a 27-3 overall record on his way to a Second-Team All-State honor. He averaged 13.5 points, 6.5 rebounds, 5.0 assists and 2.3 steals in 20.5 minutes over 24 games as a senior.

Garrett Sundra

(6-11, Forward, from Ashburn, VA)

Sundra ranked 131st nationally and 29th in his position. He was a key contributor on a loaded Paul VI Catholic squad who achieved a 35-3 overall record and a No. 1 ranking by MaxPreps. Sundra averaged 8.3 points, 6.8 rebounds, 2.3 assists and 2.0 steals per game as a senior.

VETERAN ADDITIONS

From the youth movement to the veteran leadership and experience added with three grad transfers.

Matt Allocco

(6-4, Guard, from Princeton)

A two-time All-Ivy League honoree, Allocco has inserted himself as a vocal leader on this team. He brings NCAA Tournament experience, helping Princeton not only reach the Big Dance in 2023, but also earn two wins, knocking off two-seed Arizona and seven-seed Missouri. Last season, Allocco was the only player in the nation to shoot at least 50% from the field, 40% from three and 90% from the free throw line while appearing in at least 25 games, averaging at least 10 points-per-game and playing least 25 minutes-per-game. In addition, he ranked 29th in the nation in true shooting percentage (64.6).



2024-25 Notre Dame Men's Basketball

Nikita Konstantynovskiy

(6-10, F, from Monmouth)

Konstantynovskiy spent last season at Monmouth where he averaged 9.3 points and 8.1 rebounds per game. He notched six double-doubles and ranked fourth in the CAA in rebounds per game, as well as second in offensive boards (2.9). His top game was an impressive 22-point, 20-rebound performance against Stony Brook.

Burke Chebuhar

(6-8, F, from Lehigh)

Chebuhar arrives from Lehigh where he saved his best season for last. He averaged 7.5 points and 5.0 rebounds. He played in all 32 games with 22 starts. Chebuhar shot 46.2 percent from the floor and produced four double-doubles.

DEFENSE / NEVER GIVE UP

The year one Coach Shrewsberry stamp on the program was the squad's defensive intensity and never give up attitude. 20 ACC games and 14 different ACC opponents - all but three (Virginia Tech on March 9, UNC on March 5 & Syracuse on Feb. 24) were held under their season average, with Miami, Duke and Louisville each held to season low point totals.

Of the 20 ACC matchups only 6 opponents reached the 70-point park against the Irish defense.

Notre Dame's scoring defense of 67.2 finished with a national ranking of 49th, plus 3rd in the ACC. According to KenPom, Notre Dame's defensive efficiency ranked 39th.

In ACC play, Notre Dame ranked 2nd in scoring defense (66.4) and 2nd in field goal percentage defense (.417).

RETURNEE BREAKDOWN

Tae Davis

(6-9, Junior, Forward)

- Played in 32 games with 31 starts
- 15 games in double-figures, plus 3 double-doubles
- Led the team in shooting percentage (.484)
- Finished the season on the best stretch of his career: 7 straight double-digit scoring performances. He averaged 13.3 points on 52.5 percent shooting, plus 5.1 rebounds as well.

- Averaged 9.2 points (3rd most on team) & 5.2 rebounds (2nd most) in ACC play.
- Notable game: Davis scored all 18 of his points in the 2nd half in the win over Clemson on March 2.

Kebba Njie

(6-10, Junior, Forward)

- Played in 29 games with 27 starts
- Led team in rebounding (5.4) and offensive boards (2.0).
- Averaged 4.5 points & 5.5 rebounds in ACC play.
- Notable game: season high 11 points, plus 9 boards, in ACC Tournament win over Georgia Tech.

J.R. Konieczny

(6-7, Senior, Guard)

- Played in 32 games with 19 starts
- Shot 40.6 percent from three in ACC play
- Averaged 7.4 points and 4.0 rebounds in league play
- Led the team with 4 double-doubles
- Most notable game: 574 Day vs. Virginia - started 4-for-4 from three and 6-for-6 from the field, scoring all 17 of his points in the first half.

Logan Imes

(6-4, Sophomore, Guard)

- Played in 31 games with 3 starts
- Averaged less than a turnover per game with a 1.1 A/TO ratio
- Scored all 8 of his season-high points in the 2nd half in the win vs. Virginia Tech on Feb. 10. Went 3-for-4 from the line (final 1:14 of the game) and hit a pivotal three-pointer with 7:23 left.

Julian Roper II

(6-4, Senior, Guard)

- Played in 31 games with 12 starts
- 11 points at Virginia Tech in ACC regular-season finale.
- Finished 33.7 percent from three, which ranked as the 2nd highest on the team
- Career high 14 points against Western Michigan, going 6-for-8 from the field.

COACH SHREWS CULTURE TAKES SHAPE

Coach Shrewsberry achieved two of his priorities in the 2023-24 season: establish the right culture at Notre Dame and have the team playing its best basketball at the end of the year.

The 13 ACC losses certainly don't reflect how

close Notre Dame really was in almost every league game. Case in point, Notre Dame recorded an early ACC stretch in which they had been in eight straight tight battles, with the average margin of defeat of 7.5. To sum it up, Notre Dame played in 18 games in which the margin of victory was 10 points or less and went 8-10 in those instances. Diving deeper, the Irish were 4-5 in games decided by five points or less.

There were two moments during the season which could have broken the Irish, but instead they learned from it and grew. The first instance was a 20-point loss to Citadel. The Irish then rebounded with an emphatic 76-54 win over Virginia. What Shrews' crew accomplished had never been done by an Irish team against Virginia .. ever. It was the largest margin of victory against the Cavaliers in the all-time series. In addition, the 76 points were the most scored by an Irish squad against the Cavaliers in regulation in program history. Furthermore, right after the Virginia contest, the Irish almost pulled off the upset to two teams who made the Elite Eight in NC State and Duke.

The second instance was the seven-game losing streak. They rallied together and won five of their next six, which included the final four at home:
- W, 74-66, vs. Virginia Tech
- W, 58-55, vs. Georgia Tech
- W, 72-50, at Louisville
- L, 85-88, at Syracuse
- W, 70-65, vs. Wake Forest
- W, 69-62, vs. Clemson

Here's a stat to conclude it all - when the first NET rankings came on Dec. 4, the Irish were 238. On March 10, the Irish were up to 126.

IN-STATE TALENT

The Irish boast 5 players from the state of Indiana on the 2024-25 roster. That marks the most in-state talent since the 2015-16 Notre Dame squad, who also had five.

The Indiana ties go even further. Coach Shrewsberry grew up right outside of Indianapolis and has coaches all over the state. Kebba Njie played high school ball in Indiana at La Lumiere. Julian Roper II played in AAU ball in Indy. Brady Stevens spent some time here as a kid when his dad coached at Butler. Plus, Development &



2024-25 Notre Dame Men's Basketball

Recruiting Coordinator Grady Eifert played at Purdue.

2024-25 SCHEDULE NOTES

The biggest highlight of Notre Dame's schedule will be its Thanksgiving week tournament in Las Vegas. The Fighting Irish were invited to compete in the Players Era Festival, specifically the Impact Tournament alongside Houston and Rutgers. In ESPN's Way Too Early Top-25 rankings, Houston is No. 4 and Rutgers is No. 25.

The 2024 Players Era Festival introduces an entirely new structure for early season competition, coinciding with the opportunity for athletes on each participating team to engage in more than \$1 million in NIL opportunities outside of competition.

In the SEC/ACC Challenge, Notre Dame will have to hit the road yet again, this time traveling to Athens on December 3 to take on the Georgia Bulldogs. It'll mark Notre Dame's first appearance inside Stegeman Coliseum. Notre Dame and Georgia have squared off four times, with the series tied at 2-2. All four matchups have gone down on neutral floors. The Irish will look to claim their first SEC/ACC Challenge victory after coming up short at South Carolina a year ago.

The Fighting Irish will get to tip off ACC play at home on Dec. 7 when they host Syracuse. The bulk of Notre Dame's league schedule will start on New Year's Eve.

For Notre Dame, its home/away repeaters are Syracuse, Boston College and Georgia Tech. The full breakdown is below.

Home/Away: Syracuse, Boston College, Georgia Tech

Home: North Carolina, Virginia Tech, Louisville, SMU, Pitt, Stanford, Cal

Away: NC State, Duke, Virginia, Florida State, Miami, Clemson, Wake Forest

In terms of the T.V. breakdown of the 20-game ACC slate, the Irish will play seven on the ESPN network channels, four on the CW, plus eight on the ACC Network. Notre Dame vs. North Carolina inside Purcell Pavilion on Jan. 4 has been picked up by CBS with a Noon ET tip time.



2024-25 Notre Dame Men's Basketball SEASON STATS



2023-24 Notre Dame Men's Basketball Combined Team Statistics All games

Page 1/1
as of Mar 13, 2024

Game Records

Record	Overall	Home	Away	Neutral
ALL GAMES	13-20	9-8	2-10	2-2
CONFERENCE	7-13	5-5	2-8	0-0
NON-CONFERENCE	6-7	4-3	0-2	2-2

Score by Periods

Team	1st	2nd	OT	TOT
Notre Dame	1025	1062	26	2113
Opponents	1104	1091	21	2216

Team Box Score

No.	Player	Total					3-Point		F-Throw		Rebounds				PF	DQ	A	TO	BLK	STL	PTS	AVG
		GP-GS	MIN	AVG	FG-FGA	FG%	3FG-3FGA	3FG%	FT-FTA	FT%	OFF	DEF	TOT	AVG								
3	BURTON, Markus	33-33	1113:44	33.7	210-499	.421	42-140	.300	115-140	.821	21	89	110	3.3	95	0	143	123	7	63	577	17.5
11	SHREWSBERRY, Braeden	33-15	933:40	28.3	115-289	.398	78-210	.371	28-34	.824	4	78	82	2.5	31	0	29	38	1	16	336	10.2
13	DAVIS, Tae	32-31	832:51	26.0	103-213	.484	7-38	.184	81-112	.723	56	107	163	5.1	78	2	33	48	11	18	294	9.2
20	KONIECZNY, J.R.	32-19	724:55	22.7	85-212	.401	34-103	.330	41-49	.837	45	100	145	4.5	45	0	18	33	8	23	245	7.7
0	BOOTH, Carey	33-19	655:52	19.9	75-192	.391	35-118	.297	26-41	.634	22	120	142	4.3	42	0	15	25	21	7	211	6.4
1	ROPER II, Julian	31-12	706:42	22.8	63-164	.384	28-83	.337	14-29	.483	31	94	125	4.0	60	0	20	28	5	29	168	5.4
14	NJIE, Kebba	29-27	703:16	24.3	37-99	.374	1-8	.125	51-67	.761	59	98	157	5.4	70	1	20	43	20	10	126	4.3
25	ZONA, Matt	33-6	370:59	11.2	29-67	.433	13-41	.317	6-17	.353	29	47	76	2.3	32	0	17	8	4	9	77	2.3
2	IMES, Logan	31-3	545:33	17.6	20-66	.303	8-36	.222	14-17	.824	5	72	77	2.5	36	0	34	24	3	12	62	2.0
12	SANDERS JR., Tony	7-0	15:28	2.2	2-6	.333	2-6	.333	0-0	.000	0	1	1	0.1	1	0	0	0	0	0	6	0.9
15	HATTAN, Thomas	4-0	05:60	1.5	1-3	.333	1-2	.500	0-0	.000	1	1	2	0.5	0	0	0	1	0	0	3	0.8
22	CROWE, Thomas	6-0	10:60	1.8	1-3	.333	1-1	1.000	0-0	.000	0	1	1	0.2	1	0	0	0	0	0	3	0.5
10	KELLY, JT	6-0	06:42	1.1	1-2	.500	1-2	.500	0-0	.000	1	1	2	0.3	1	0	0	0	0	0	3	0.5
4	WADE, Alex	8-0	26:52	3.4	0-3	.000	0-0	.000	2-2	1.000	0	1	1	0.1	2	0	3	2	0	2	2	0.3
5	BRAITON, Raheem	6-0	16:46	2.8	0-5	.000	0-1	.000	0-0	.000	1	1	2	0.3	3	0	2	2	0	0	0	0.0
23	HARBAUGH, Zane	2-0	04:43	2.4	0-1	.000	0-1	.000	0-0	.000	1	1	2	1.0	0	0	1	0	0	0	0	0.0
Team											48	49	97				38					
Total		33	6675		742-1824	.407	251-790	.318	378-508	.744	324	861	1185	35.9	497	3	335	413	80	189	2113	64.0
Opponents		33	6675		806-1910	.422	228-702	.325	376-524	.718	313	816	1129	34.2	484	7	406	328	120	212	2216	67.2

Team Statistics

	ND	OPP
Scoring	2113	2216
Points per game	64.0	67.2
Scoring margin	-3.1	-
Field goals-att	742-1824	806-1910
Field goal pct	.407	.422
3 point fg-att	251-790	228-702
3-point FG pct	.318	.325
3-pt FG made per game	7.6	6.9
Free throws-att	378-508	376-524
Free throw pct	.744	.718
F-Throws made per game	11.5	11.4
Rebounds	1185	1129
Rebounds per game	35.9	34.2
Rebounding margin	+1.7	-
Assists	335	406
Assists per game	10.2	12.3
Turnovers	413	328
Turnovers per game	12.5	9.9
Turnover margin	-2.6	-
Assist/turnover ratio	0.8	1.2
Steals	189	212
Steals per game	5.7	6.4
Blocks	80	120
Blocks per game	2.4	3.6
Winning streak	0	-
Home win streak	4	-
Attendance	103638	152119
Home games-Avg/Game	17-6096	12-12677
Neutral site-Avg/Game	-	4-5073

Team Results

Date	Opponent	Score	Att.
11/06/2023	Niagara	W 70-63	7338
11/11/2023	Western Caro.	L 61-71	5742
11/16/2023	vs Auburn	L 59-83	5524
11/17/2023	vs Oklahoma St.	Wot 66-64	4849
11/22/2023	UMES	W 75-55	5179
11/28/2023	at South Carolina	L 53-65	15215
12/02/2023	at Miami (FL)	L 49-62	7972
12/05/2023	Western Mich.	W 86-65	4883
12/09/2023	at Marquette	L 59-78	17519
12/16/2023	Georgetown	Lot 68-72	7140
12/19/2023	The Citadel	L 45-65	4377
12/22/2023	Marist	W 60-56	5440
12/30/2023	Virginia	W 76-54	7784
01/03/2024	NC State	L 52-54	4727
01/06/2024	Duke	L 59-67	8066
01/09/2024	at Georgia Tech	Wot 75-68	3729
01/13/2024	Florida St.	L 58-67	6427
01/15/2024	at Boston College	L 59-63	6348
01/24/2024	Miami (FL)	L 61-73	5948
01/27/2024	Boston College	L 58-61	6593
01/31/2024	at Virginia	L 53-65	13947
02/03/2024	at Pittsburgh	L 60-70	10864
02/07/2024	at Duke	L 53-71	9314
02/10/2024	Virginia Tech	W 74-66	7394
02/14/2024	Georgia Tech	W 58-55	4589
02/21/2024	at Louisville	W 72-50	11342
02/24/2024	at Syracuse	L 85-88	25194
02/27/2024	Wake Forest	W 70-65	4698
03/02/2024	Clemson	W 69-62	7313
03/05/2024	at North Carolina	L 51-84	21750
03/09/2024	at Virginia Tech	L 76-82	8925
03/12/2024	vs Georgia Tech	W 84-80	0
03/13/2024	vs Wake Forest	L 59-72	9920



2024-25 Notre Dame Men's Basketball NOTRE DAME HIGHS & LOWS

Notre Dame - Game Highs

POINTS	86		Western Mich. (12/05/2023)
	85		at Syracuse (02/24/2024)
	84		vs Georgia Tech (N) (03/12/2024)
	76		at Virginia Tech (03/09/2024)
	76		Virginia (12/30/2023)
FIELD GOALS MADE	32		at Syracuse (02/24/2024)
	29		Western Mich. (12/05/2023)
FIELD GOAL ATTEMPTS	66		Georgetown (12/16/2023)
	65		at Louisville (02/21/2024)
FIELD GOAL PERCENTAGE	.615	(32-52)	at Syracuse (02/24/2024)
	.592	(29-49)	Western Mich. (12/05/2023)
3 PT FG MADE	13		UMES (11/22/2023)
	12		vs Georgia Tech (N) (03/12/2024)
	12		at Syracuse (02/24/2024)
	12		at Louisville (02/21/2024)
3 PT FG ATTEMPTS	35		at Marquette (12/09/2023)
	34		Miami (FL) (01/24/2024)
3 PT FG PERCENTAGE	.571	(12-21)	at Syracuse (02/24/2024)
	.522	(12-23)	vs Georgia Tech (N) (03/12/2024)
FREE THROWS MADE	25		vs Wake Forest (N) (03/13/2024)
	19		Wake Forest (02/27/2024)
	19		at Georgia Tech (01/09/2024)
	19		Western Mich. (12/05/2023)
FREE THROW ATTEMPTS	28		vs Wake Forest (N) (03/13/2024)
	25		Western Mich. (12/05/2023)
FREE THROW PERCENTAGE	.905	(19-21)	at Georgia Tech (01/09/2024)
	.900	(18-20)	Marist (12/22/2023)
REBOUNDS	48		at Georgia Tech (01/09/2024)
	44		at Boston College (01/15/2024)
ASSISTS	18		UMES (11/22/2023)
	16		vs Georgia Tech (N) (03/12/2024)
	16		at Syracuse (02/24/2024)
STEALS	12		at Marquette (12/09/2023)
	9		Miami (FL) (01/24/2024)
	9		vs Auburn (N) (11/16/2023)
BLOCKED SHOTS	6		at Duke (02/07/2024)
	5		Duke (01/06/2024)
	5		The Citadel (12/19/2023)
TURNOVERS	19		at Marquette (12/09/2023)
	18		at Virginia (01/31/2024)
FOULS	22		at Virginia Tech (03/09/2024)
	22		Duke (01/06/2024)

Notre Dame - Game Lows

POINTS	45		The Citadel (12/19/2023)
	49		at Miami (FL) (12/02/2023)
	51		at North Carolina (03/05/2024)
	52		NC State (01/03/2024)
	53		at Duke (02/07/2024)
	53		at Virginia (01/31/2024)
	53		at South Carolina (11/28/2023)
FIELD GOALS MADE	14		vs Wake Forest (N) (03/13/2024)
	17		The Citadel (12/19/2023)
	17		at South Carolina (11/28/2023)
FIELD GOAL ATTEMPTS	43		at Virginia (01/31/2024)
	44		Marist (12/22/2023)
FIELD GOAL PERCENTAGE	.266	(17-64)	The Citadel (12/19/2023)
	.286	(18-63)	at Miami (FL) (12/02/2023)
	.286	(14-49)	vs Wake Forest (N) (03/13/2024)
3 PT FG MADE	2		vs Auburn (N) (11/16/2023)
	3		The Citadel (12/19/2023)
	3		Niagara (11/06/2023)
3 PT FG ATTEMPTS	16		Marist (12/22/2023)
	17		at Virginia Tech (03/09/2024)
	17		Niagara (11/06/2023)
3 PT FG PERCENTAGE	.077	(2-26)	vs Auburn (N) (11/16/2023)
	.125	(3-24)	The Citadel (12/19/2023)
FREE THROWS MADE	3		Florida St. (01/13/2024)
	4		at Virginia (01/31/2024)
FREE THROW ATTEMPTS	6		at Virginia (01/31/2024)
	6		Miami (FL) (01/24/2024)
FREE THROW PERCENTAGE	.273	(3-11)	Florida St. (01/13/2024)
	.500	(8-16)	Duke (01/06/2024)
REBOUNDS	28		at Virginia Tech (03/09/2024)
	28		at Pittsburgh (02/03/2024)
	28		at Virginia (01/31/2024)
ASSISTS	5		Duke (01/06/2024)
	6		The Citadel (12/19/2023)
STEALS	1		at Boston College (01/15/2024)
	2		at North Carolina (03/05/2024)
	2		at Duke (02/07/2024)
	2		NC State (01/03/2024)
	2		at South Carolina (11/28/2023)
	2		Western Caro. (11/11/2023)
BLOCKED SHOTS	0		vs Georgia Tech (N) (03/12/2024)
	0		Clemson (03/02/2024)
	0		at Syracuse (02/24/2024)
	0		Virginia Tech (02/10/2024)
	0		at Virginia (01/31/2024)
TURNOVERS	6		Wake Forest (02/27/2024)
	6		Georgia Tech (02/14/2024)
FOULS	6		at Virginia (01/31/2024)
	10		UMES (11/22/2023)



2024-25 Notre Dame Men's Basketball OPPONENT HIGHS & LOWS

Opponent - Game Highs

POINTS	88	at Syracuse (02/24/2024)
	84	at North Carolina (03/05/2024)
	83	vs Auburn (N) (11/16/2023)
	82	at Virginia Tech (03/09/2024)
	80	vs Georgia Tech (N) (03/12/2024)
FIELD GOALS MADE	34	at Syracuse (02/24/2024)
	32	at North Carolina (03/05/2024)
FIELD GOAL ATTEMPTS	72	at Georgia Tech (01/09/2024)
	71	at North Carolina (03/05/2024)
FIELD GOAL PERCENTAGE	.534 (31-58)	vs Auburn (N) (11/16/2023)
	.531 (34-64)	at Syracuse (02/24/2024)
3 PT FG MADE	13	at Virginia (01/31/2024)
	11	at North Carolina (03/05/2024)
	11	at Georgia Tech (01/09/2024)
3 PT FG ATTEMPTS	35	at Georgia Tech (01/09/2024)
	29	at Virginia Tech (03/09/2024)
	29	at North Carolina (03/05/2024)
3 PT FG PERCENTAGE	.520 (13-25)	at Virginia (01/31/2024)
	.455 (10-22)	Georgetown (12/16/2023)
FREE THROWS MADE	20	at South Carolina (11/28/2023)
	19	at Virginia Tech (03/09/2024)
FREE THROW ATTEMPTS	26	at South Carolina (11/28/2023)
	25	at Duke (02/07/2024)
FREE THROW PERCENTAGE	.923 (12-13)	at Marquette (12/09/2023)
	.867 (13-15)	Florida St. (01/13/2024)
REBOUNDS	47	at North Carolina (03/05/2024)
	43	at Duke (02/07/2024)
	43	Western Caro. (11/11/2023)
ASSISTS	22	vs Auburn (N) (11/16/2023)
	21	at Virginia (01/31/2024)
STEALS	11	UMES (11/22/2023)
	10	at Syracuse (02/24/2024)
	10	at Duke (02/07/2024)
	10	at Georgia Tech (01/09/2024)
	10	Marist (12/22/2023)
BLOCKED SHOTS	7	vs Wake Forest (N) (03/13/2024)
	7	Florida St. (01/13/2024)
TURNOVERS	16	UMES (11/22/2023)
	15	Miami (FL) (01/24/2024)
	15	Georgetown (12/16/2023)
FOULS	19	vs Wake Forest (N) (03/13/2024)
	18	Wake Forest (02/27/2024)
	18	Western Mich. (12/05/2023)
	18	at South Carolina (11/28/2023)
	18	vs Oklahoma St. (N) (11/17/2023)
	18	vs Auburn (N) (11/16/2023)

Opponent - Game Lows

POINTS	50	at Louisville (02/21/2024)
	54	NC State (01/03/2024)
	54	Virginia (12/30/2023)
	55	Georgia Tech (02/14/2024)
	55	UMES (11/22/2023)
FIELD GOALS MADE	19	at Louisville (02/21/2024)
	19	NC State (01/03/2024)
	19	at South Carolina (11/28/2023)
FIELD GOAL ATTEMPTS	48	Georgia Tech (02/14/2024)
	49	at Pittsburgh (02/03/2024)
FIELD GOAL PERCENTAGE	.288 (19-66)	NC State (01/03/2024)
	.339 (19-56)	at Louisville (02/21/2024)
3 PT FG MADE	2	Virginia (12/30/2023)
	3	NC State (01/03/2024)
3 PT FG ATTEMPTS	11	Virginia (12/30/2023)
	14	Florida St. (01/13/2024)
3 PT FG PERCENTAGE	.176 (3-17)	NC State (01/03/2024)
	.179 (5-28)	Clemson (03/02/2024)
FREE THROWS MADE	3	at Georgia Tech (01/09/2024)
	4	at Virginia (01/31/2024)
FREE THROW ATTEMPTS	6	at Virginia (01/31/2024)
	7	at Georgia Tech (01/09/2024)
FREE THROW PERCENTAGE	.429 (3-7)	at Georgia Tech (01/09/2024)
	.500 (8-16)	at Louisville (02/21/2024)
REBOUNDS	23	vs Georgia Tech (N) (03/12/2024)
	25	at Syracuse (02/24/2024)
	25	at Virginia (01/31/2024)
	25	Marist (12/22/2023)
ASSISTS	5	NC State (01/03/2024)
	7	Marist (12/22/2023)
STEALS	2	Clemson (03/02/2024)
	2	at Louisville (02/21/2024)
	2	at Pittsburgh (02/03/2024)
BLOCKED SHOTS	0	Virginia Tech (02/10/2024)
	0	at Marquette (12/09/2023)
TURNOVERS	3	at Boston College (01/15/2024)
	4	NC State (01/03/2024)
FOULS	7	at Louisville (02/21/2024)
	8	Miami (FL) (01/24/2024)



2024-25 Notre Dame Men's Basketball

INDIVIDUAL HIGHS

Notre Dame - Individual Game Highs

POINTS	31	Markus Burton vs Wake Forest (02/27/2024)
	29	Markus Burton vs Niagara (11/06/2023)
	28	Markus Burton at Syracuse (02/24/2024)
	25	Braeden Shrewsberry at Georgia Tech (01/09/2024)
	24	Markus Burton at Virginia Tech (03/09/2024)
FIELD GOALS MADE	11	Markus Burton vs Niagara (11/06/2023)
	10	Markus Burton at Virginia Tech (03/09/2024)
	10	Markus Burton at Syracuse (02/24/2024)
FIELD GOAL ATTEMPTS	21	Markus Burton vs Duke (01/06/2024)
	20	Markus Burton at Virginia Tech (03/09/2024)
	20	Markus Burton at Syracuse (02/24/2024)
	20	Markus Burton vs Georgetown (12/16/2023)
	20	Markus Burton vs Auburn (N) (11/16/2023)
FIELD GOAL PERCENTAGE (min 5 made)	.833 (5-6)	Markus Burton vs Western Mich. (12/05/2023)
	.750 (6-8)	Tae Davis at Pittsburgh (02/03/2024)
	.750 (6-8)	J.R. Konieczny vs Virginia (12/30/2023)
	.750 (6-8)	Julian Roper II vs Western Mich. (12/05/2023)
3 PT FG MADE	7	Braeden Shrewsberry at Louisville (02/21/2024)
	6	Braeden Shrewsberry at Syracuse (02/24/2024)
3 PT FG ATTEMPTS	11	Braeden Shrewsberry at Louisville (02/21/2024)
	10	Braeden Shrewsberry at Miami (FL) (12/02/2023)
3 PT FG PERCENTAGE (min 2 made)	1.000 (2-2)	Julian Roper II at Virginia Tech (03/09/2024)
	1.000 (2-2)	Julian Roper II at Syracuse (02/24/2024)
	1.000 (2-2)	Matt Zona vs NC State (01/03/2024)
FREE THROWS MADE	12	Markus Burton vs Wake Forest (N) (03/13/2024)
	11	Markus Burton vs Wake Forest (02/27/2024)
FREE THROW ATTEMPTS	12	Markus Burton vs Wake Forest (N) (03/13/2024)
	11	Markus Burton vs Wake Forest (02/27/2024)
FREE THROW PERCENTAGE (min 3 made)	1.000 (12-12)	Markus Burton vs Wake Forest (N) (03/13/2024)
	1.000 (11-11)	Markus Burton vs Wake Forest (02/27/2024)
	1.000 (8-8)	Tae Davis vs Clemson (03/02/2024)
	1.000 (7-7)	J.R. Konieczny vs Western Mich. (12/05/2023)
	1.000 (6-6)	Tae Davis vs Boston College (01/27/2024)
	1.000 (6-6)	Braeden Shrewsberry at Georgia Tech (01/09/2024)
	1.000 (6-6)	Tae Davis vs Marist (12/22/2023)
	1.000 (6-6)	Markus Burton vs Niagara (11/06/2023)
	1.000 (5-5)	Tae Davis at Virginia Tech (03/09/2024)
	1.000 (4-4)	Tae Davis vs Georgia Tech (02/24/2024)
	1.000 (4-4)	Markus Burton vs Virginia Tech (02/10/2024)
	1.000 (4-4)	Tae Davis at Duke (02/07/2024)
	1.000 (4-4)	Tae Davis at Pittsburgh (02/03/2024)
	1.000 (4-4)	Kebba Njie at Georgia Tech (01/09/2024)
	1.000 (4-4)	Kebba Njie vs NC State (01/03/2024)
	1.000 (4-4)	Kebba Njie vs Virginia (12/30/2023)
	1.000 (4-4)	Braeden Shrewsberry vs Marist (12/22/2023)

Notre Dame - Individual Game Highs

ASSISTS	8	Markus Burton vs Georgia Tech (N) (03/12/2024)
	8	Markus Burton at Syracuse (02/24/2024)
	8	Markus Burton vs Virginia Tech (02/10/2024)
STEALS	8	Markus Burton vs Virginia (12/30/2023)
	5	Markus Burton vs Virginia Tech (02/10/2024)
BLOCKED SHOTS	3	Kebba Njie at Louisville (02/21/2024)
	3	Corey Booth at Duke (02/07/2024)
	3	Kebba Njie at South Carolina (11/28/2023)
TURNOVERS	8	Markus Burton vs Miami (FL) (01/24/2024)
	7	Markus Burton at Boston College (01/15/2024)
FOULS	5	Kebba Njie vs Cameron (03/02/2024)
	5	Tae Davis at Duke (02/07/2024)

Opponent - Individual Game Highs

POINTS	33	Norchad Omier vs Miami (FL) (01/24/2024)
	29	Meschie Johnson at South Carolina (11/28/2023)
	29	Javon Small vs Oklahoma St. (N) (11/17/2023)
	28	Sean Pedulla at Virginia Tech (03/09/2024)
	25	Miles Kelly at Georgia Tech (01/09/2024)
FIELD GOALS MADE	12	Sean Pedulla at Virginia Tech (03/09/2024)
	12	Norchad Omier vs Miami (FL) (01/24/2024)
FIELD GOAL ATTEMPTS	21	Sean Pedulla at Virginia Tech (03/09/2024)
	21	Miles Kelly at Georgia Tech (01/09/2024)
FIELD GOAL PERCENTAGE (min 5 made)	.875 (7-8)	Sky Clark at Louisville (02/21/2024)
	.857 (12-14)	Norchad Omier vs Miami (FL) (01/24/2024)
	.857 (6-7)	Quentin Millora-Brown vs The Citadel (12/19/2023)
3 PT FG MADE	7	Miles Kelly at Georgia Tech (01/09/2024)
	6	Jacob Croves at Virginia (01/31/2024)
3 PT FG ATTEMPTS	15	Miles Kelly at Georgia Tech (01/09/2024)
	11	Hunter Cattoor vs Virginia Tech (02/10/2024)
3 PT FG PERCENTAGE (min 2 made)	1.000 (4-4)	Sky Clark at Louisville (02/21/2024)
	1.000 (2-2)	Armando Bacot at North Carolina (03/05/2024)
	1.000 (2-2)	Jalen Washington at North Carolina (03/05/2024)
	1.000 (2-2)	Mark Mitchell vs Duke (01/06/2024)
	1.000 (2-2)	Yaw Oseni-Mensah vs Niagara (11/06/2023)
FREE THROWS MADE	11	Vonterius Woolbright vs Western Caro. (11/11/2023)
	9	Jeremy Roach vs Duke (01/06/2024)
	9	Javon Small vs Oklahoma St. (N) (11/17/2023)
FREE THROW ATTEMPTS	12	Vonterius Woolbright vs Western Caro. (11/11/2023)
	9	Mark Mitchell at Duke (02/07/2024)
	9	Norchad Omier vs Miami (FL) (01/24/2024)
	9	Jeremy Roach vs Duke (01/06/2024)
	9	Javon Small vs Oklahoma St. (N) (11/17/2023)
FREE THROW PERCENTAGE (min 3 made)	1.000 (9-9)	Jeremy Roach vs Duke (01/06/2024)
	1.000 (9-9)	Javon Small vs Oklahoma St. (N) (11/17/2023)
	1.000 (8-8)	Oso Ighodaro at Marquette (12/09/2023)
	1.000 (6-6)	Rowan Brumbaugh vs Georgetown (12/16/2023)
	1.000 (5-5)	Tyler Nickel at Virginia Tech (03/09/2024)
	1.000 (5-5)	Mark Mitchell vs Duke (01/06/2024)
	1.000 (4-4)	Hunter Cattoor at Virginia Tech (03/09/2024)
	1.000 (4-4)	Caleb Foster at Duke (02/07/2024)
	1.000 (4-4)	Jaeden Zackery vs Boston College (01/27/2024)
	1.000 (4-4)	Mohamed Diarra vs NC State (01/03/2024)
	1.000 (4-4)	Jaden Daughtry vs Marist (12/22/2023)
	1.000 (4-4)	Madison Durr vs The Citadel (12/19/2023)
	1.000 (4-4)	Tyler Kolek at Marquette (12/09/2023)
	1.000 (3-3)	Nathan George vs Georgia Tech (N) (03/12/2024)
	1.000 (3-3)	Miles Kelly vs Georgia Tech (N) (03/12/2024)
1.000 (3-3)	Joseph Girard III vs Clemson (03/02/2024)	
1.000 (3-3)	Jaeden Zackery at Boston College (01/15/2024)	
1.000 (3-3)	Baba Miller vs Florida St. (01/13/2024)	
REBOUNDS	14	Harrison Ingram at North Carolina (03/05/2024)
	14	Ian Scheffelin vs Clemson (03/02/2024)
	14	Mark Mitchell vs Duke (01/06/2024)
ASSISTS	11	Nathan George at Georgia Tech (01/09/2024)
	7	Nathan George vs Georgia Tech (N) (03/12/2024)

Opponent - Individual Game Highs

STEALS	4	Reece Beekman at Virginia (01/31/2024)
	4	Jami Watkins vs Florida St. (01/13/2024)
	4	Jeremy Roach vs Duke (01/06/2024)
	4	Elijah Morgan vs The Citadel (12/19/2023)
BLOCKED SHOTS	4	Matthew Cleveland at Miami (FL) (12/02/2023)
	4	Charles Lampton vs Western Caro. (11/11/2023)
	3	Andrew Carr vs Wake Forest (N) (03/13/2024)
	3	Robbie Beran at Virginia Tech (03/09/2024)
TURNOVERS	3	Federico Federico at Pittsburgh (02/03/2024)
	3	Baba Miller vs Florida St. (01/13/2024)
	3	Kyle Filipowski vs Duke (01/06/2024)
	3	
FOULS	5	Sean Pedulla vs Virginia Tech (02/10/2024)
	5	Reece Beekman at Virginia (01/31/2024)
	5	Norchad Omier vs Miami (FL) (01/24/2024)
	5	Reece Beekman vs Virginia (12/30/2023)
	5	Dontrez Styles vs Georgetown (12/16/2023)
FOULS	5	Norchad Omier at Miami (FL) (12/02/2023)
	5	Javon Small vs Oklahoma St. (N) (11/17/2023)
	5	Cameron Hildreth vs Wake Forest (02/27/2024)
	5	Carlton Carrington at Pittsburgh (02/03/2024)
	5	Quinten Post vs Boston College (01/27/2024)
FOULS	5	B. Artis White vs Western Mich. (12/05/2023)
	5	Brandon Garrison vs Oklahoma St. (N) (11/17/2023)
	5	Chanev Johnson vs Auburn (N) (11/16/2023)
FOULS	5	Harlan Obioha vs Niagara (11/06/2023)



2024-25 Notre Dame Men's Basketball LAST TIME NOTRE DAME...

NOTRE DAME RECORDED A ...

	Score	Opponent	Date
1-Point win	73-72	vs Georgia Tech (OT)	1/10/23
20-Point win	72-50	at Louisville	2/21/24
Consecutive 20-Point wins	79-58	Wake Forest	2/2/21
	84-58	at Pittsburgh	1/30/21
30-Point win	90-56	Georgia Tech	2/26/22
30-Point ACC win	90-56	Georgia Tech	2/26/22
40-Point win	92-49	Seattle	11/16/16
50-Point win	107-53	North Carolina A&T	12/4/16
30-Point loss	51-84	vs. #7 North Carolina	3/5/24
15-Point rally	93-89	at Duke	2/9/21
20-Point rally	71-65	vs. Virginia Tech (2nd half)	3/17/18
last-second shot win	89-87	vs. Rutgers (Atkinson Jr. lay up, 1.4)	3/16/22
last-10-second win	79-76	vs Radford (Ryan layup 9.5 sec)	11/10/22
overtime game	75-68	at Georgia Tech	1/9/24
multi-overtime game	89-87	vs. Rutgers (2OT)	3/16/22
overtime victory	75-68	at Georgia Tech	1/9/24
5-game win streak	5 games	11/10/22 to 11/22/22	
10-game win streak	11 games	11/26/14 through 1/5/15	
15-game win streak	18 games	12/31/53 through 3/9/54	
5-game loss streak	7	1/13/24 through 2/7/24	

NOTRE DAME SHOT ...

	% see 60	FGM-FGA	Opponent	Date
55% on FGs				
55% on FGs, consecutive games	.552	32-58	at Duke	2/9/21
	.593	32-64	at Georgia Tech	2/6/21
60% on FGs	.615	32-52	at Syracuse	2/24/24
65% on FGs	.660	35-53	at Boston College	2/21/15
65% on FGs, first half	.696	16-23	Virginia	12/30/23
55% on 3FGs (10+ att)	.571	12-21	at Syracuse	2/24/24
60% on 3FGs (10+ att)	.625	10-16	vs. Alabama	3/18/22
70% on 3FGs (10+ att)	.714	15-21	at Florida State	1/18/17
90% on FTs (10+ att)	.905	19-21	at Georgia Tech	1/9/24
100% on FTs (10+ att)	1.000	14-14	North Carolina A&T	12/4/16

NOTRE DAME ...

	Pts	ND-Opp	Opponent	Date
Scored 100 points	110	110-71	Detroit Mercy	12/10/19
Scored 110 points	110	110-71	Detroit Mercy	12/10/19
Scored 100 points on the road	103	103-84	at Providence	2/21/09
Scored 100 points at a neutral site	100	100-77	vs. Houston	3/12/78
Scored 100 points and lost	106	106-119	vs. Houston	3/20/71
Allowed 100 points	101	59-101	vs. North Carolina	3/10/21
Scored less than 50 points	45	17-64	Citadel	12/19/23
Allowed less than 40 points	39	82-39	Binghamton	11/14/14

	Stat	59-43	Opponent	Date
Allowed less than 50 points	43	59-43	Jacksonville	12/27/22
Made 40 FGs	41	41-59	Detroit Mercy	12/10/19
Made 10 or more 3FGs	10	10-28	Clemson	3/2/24
Made 15 or more 3FGs	15-37	15-37	at Syracuse	1/14/23
Made 15 or more 3FGs in consecutive games	20-39	20-39	Detroit Mercy	12/10/19
	15-39	15-39	UCLA	12/14/19
Made 10 3FGs in a half	.667	10-15	at Syracuse (2nd Half)	2/24/24
Made 20 3FGs	.513	20-39	Detroit Mercy	12/10/19
Made 30 free throws	94.7%	36-38	UIC	11/6/18
Had 15 or more assists in 1st half	15		at Syracuse	2/20/21
Had 15 or more assists in 2nd half	16		Detroit Mercy	12/10/19
Had 20 or more assists	21		at Syracuse	1/14/23
Had 25 or more assists	26		at Syracuse	1/4/20
Had 30 or more assists	33		Detroit Mercy	12/10/19
Had 15 offensive rebounds	16		Georgia Tech	2/14/24
Had 20 offensive rebounds	22		Marshall	11/15/19
Had 25 offensive rebounds	26		Louisville (2 OT)	1/16/18
Had 45 total rebounds	48		at Georgia Tech	1/9/24
Had 50 total rebounds	54		High Point	11/16/21
Doubled opponent rebound total	34/15		Bellarmine	12/23/20
Allowed zero offensive rebounds	0		Bellarmine	12/23/20
Committed 5 turnovers or less	4		Wake Forest	2/4/23
Committed 25 turnovers	26		at Villanova	2/8/00
Forced 15 turnovers	15		Miami	1/24/24
Forced 20 turnovers	21		Toledo (OT)	
Forced 25 turnovers	30		New Hampshire	11/16/01

NOTRE DAME ...

	Opponent	Date	Player	Stat
5 double-figure scorers	vs Pitt	3/1/23	Trey Wertz	14
			Nate Laszewski	14
			Cormac Ryan	20
			Marcus Hammond	20
			Dane Goodwin	12
6 double-figure scorers	Boston College (OT)	2/16/22	Dane Goodwin	23
			Blake Wesley	18
			Nate Laszewski	16
			Paul Atkinson Jr.	13
7 double-figure scorers	North Carolina A&T	12/4/16	Prentiss Hubb	13
			Cormac Ryan	12
			V.J. Beachem	19
			Matt Ryan	17
			Matt Farrell	15
			Steve Vasturia	13
			T.J. Gibbs	12
4 players score 15 points	Ohio State	12/8/20	Rex Pflueger	10
			Bonzie Colson	10
			Prentiss Hubb	26
			Nate Laszewski	17
2 double-figure rebounders	See 3		Dane Goodwin	16
			Cormac Ryan	15



2024-25 Notre Dame Men's Basketball

LAST TIME NOTRE DAME...

3 double-figure rebounders	at Boston College	1/15/24	Carey Booth	13
			Kebba Njie	10
			Julian Roper II	10
2 players with 10 or more assists	Chicago State	11/26/12	Eric Atkins	11
			Jerian Grant	10
3 players with 5 or more assists	Fairleigh Dickinson	11/26/29	T.J. Gibbs	5
			Rex Pflueger	5
			Prentiss Hubb	5
2 players with double-doubles	at Georgia Tech	1/9/24	J.R. Konieczny	10 pts, 11 reb
			Tae Davis	10 pts, 10 reb
3 players with double-doubles	High Point	11/16/21	Paul Atkinson Jr.	19 pts, 11 reb
			Nate Laszewski	10 pts, 16 reb
			Dane Goodwin	12 pts, 11 reb
2 players with 5 or more 3FGM	at Syracuse	1/30/21	Prentiss Hubb	5-7
			Cormac Ryan	5-6
3 players with 3 or more 3FGM	at Louisville	1/22/22	Blake Wesley	3-4
			Prentiss Hubb	3-5
			Dane Goodwin	3-5
			Trey Wertz	3-3
2 30-point scorers	Villanova	2/28/11	Ben Hansbrough	30
			Tim Abromaitis	30
2 20-point scorers	vs. Georgia Tech	3/12/24	Braeden Shrewsberry	23
			Markus Burton	21
3 20-point scorers	at Syracuse	1/4/20	John Mooney	28
			Prentiss Hubb	22
			T.J. Gibbs	21
A player ejected	St. Francis Brooklyn	12/3/17	Bonzie Colson	Flagrant 2
A coach ejected	St. Francis Brooklyn	12/3/17	Mike Brey	elbow
9 different players with a three-pointer	Maryland Eastern Shore	11/22/23		

40-49 points	40	Luke Harangody	at Louisville	2/28/08
50+ points	52	Austin Carr	vs. TCU	3/13/71
15-19 rebounds	17	Paul Atkinson Jr.	Syracuse	2/23/22
20+ rebounds	20	John Mooney	Clemson	3/6/19
a double-double off the bench	18 pts, 11 reb	J.R. Konieczny	vs Auburn	11/16/23
consecutive double-doubles	12 pts, 10 reb	J.R. Konieczny	at Miami	12/2/23
	19 pts, 10 reb		Western Michigan	12/5/23
12 consecutive double-doubles	12	John Mooney	FDU, MD, BC, Det Mercy, UCLA, Indiana, AA&M, Syracuse, NC State, Lville, at GT, Syracuse	11/26/19 - 1/22/20
a triple-double	24 pts, 11 ast, 11 stls	Chris Thomas &	New Hampshire	11/16/01
15+ point, 5+ assists, 5+ steals	18 pts, 5 ast, 5 stl	Markus Burton	Georgia Tech	2/14/24
20+ points, 5+ rebounds, 5+ assists	21 pts, 5 reb, 8 ast	Markus Burton	vs. Georgia Tech	3/12/24
20 pts, 10 reb	28 pts, 12 reb	Nate Laszewski	Radford	11/10/22
25 pts, 15 reb	28 pts, 16 reb	John Mooney	Marshall	11/15/19
20 pts, 20 reb	25 pts, 20 reb	Troy Murphy	at Seton Hall	1/8/01
20 pts, 10 ast	22 pts, 10 ast	Matt Farrell	vs. Purdue	12/17/16
10+ assists	10	Prentiss Hubb	Syracuse	2/23/22
5-9 blocks	5	Juwana Durham	Alabama A&M	12/29/19
10+ blocks	11	Jordan Cornette	Belmont	11/17/02
5-9 steals	5	Markus Burton	Georgia Tech	2/14/24
10+ steals	11	Chris Thomas	New Hampshire	11/16/01
10+ offensive rebounds	11	Martinas Geben #	Louisville (20T)	1/13/16
6 3FGs	6-9	Braeden Shrewsberry	at Syracuse	2/24/24
7 3FGs	7-11	Braeden Shrewsberry	at Louisville	2/21/24
8 3FGs	8-15	Colin Falls	vs. Syracuse	3/8/07
9 3FGs	9-13	Tim Abromaitis	Villanova	2/28/11
10 3FGs	10-12	Matt Farrell	at Boston College	2/17/18
5 consecutive 3FGs without a miss	6 (went 6-6)	Cormac Ryan	#20 Michigan St	11/30/22
9 consecutive 3FGs without a miss	9-9	Matt Farrell	at Boston College	2/17/18
2 consecutive 20-pt games		See 3		
3 consecutive 20-pt games	28	Markus Burton	at Syracuse	2/24/24
	31		Wake Forest	2/27/24
	21		Clemson	3/2/24
5 consecutive 20-pt games	32	Ben Hansbrough (5)	Providence	2/23/11
	21		Seton Hall	2/26/11
	30		Villanova	2/28/11
	21		Connecticut	3/5/11
	23		Cincinnati	3/10/11
fouled out	5	Dom Campbell	at North Carolina	1/7/23
Scored 15 or more consecutive points	17	Dane Goodwin	at Duke	2/14/23

AN OPPOSING PLAYER HAD ...

Stat	Player	Opponent	Date
25+ points	Sean Pedulla	Virginia Tech	3/9/24
30+ points	Norchad Omier	Miami	1/24/24
35+ points	Jerome Robinson	Boston College	2/6/18
40+ points	Jerome Robinson	Boston College	2/6/18
45+ points	Jerome Robinson	Boston College	2/6/18
50+ points	Marshon Brooks	Providence	2/23/11
16 rebounds	Matthew Cleveland	Florida State	1/17/23
20 rebounds	DeJuan Blair	Pittsburgh	1/31/09
2 players w/ double-double	Armando Bacot	North Carolina	2/22/23
a triple-double	Pete Nance	Connecticut	2/21/06
18 pts, 10 reb, 13 ast	Marcus Williams	Miami	1/24/24
20 pts, 10 reb	Norchad Omier	Pittsburgh	1/31/09
20 pts, 20 reb	DeJuan Blair	Virginia	1/31/24
6 3FGs	Jacob Groves	Georgia Tech	1/9/24
10 assists	Naithan George	Connecticut	1/5/08
10 blocks	Hasheem Thabeet	Temple	1/29/89
10 steals	Mark Macon		
	Armando Bacot		
3 players w/ double-digit reb.	Pete Nance	North Carolina	2/22/23
	Leaky Black		
	Ismael Massoud		
5 players with double-digit points	Dontrez Styles	Georgetown	12/16/23
	Rowan Brumbaugh		
	Jay Heath		
	Drew Fielder		

AN IRISH PLAYER HAD ...

Stat	Player	Opponent	Date
20 or more pts in a half	Markus Burton	at Syracuse	2/24/24
20 or more pts in 1st half	Nate Laszewski	Virginia Tech	2/11/23
20 or more pts in 2nd half	Markus Burton	at Syracuse	2/24/24
25-29 points	See 30		
30-39 points	Markus Burton	Wake Forest	2/27/24



2024-25 Notre Dame Men's Basketball

GLENN & STACEY MURPHY HEAD COACH



MICAH SHREWSBERRY GLENN & STACEY MURPHY HEAD COACH

@Coach_Shrews

**2nd Season at Notre Dame
4th as a Head Coach at the DI Level**

On March 24, 2023, an Indiana native came home to kickstart a new era of Notre Dame men's basketball. Vice President and James E. Rohr Notre Dame Director of Athletics Jack Swarbrick announced Micah Shrewsberry as the 18th head coach in Fighting Irish men's basketball history.

Shrewsberry brought a wealth of experience and success to the helm of the Notre Dame program. All-in-all he's coached in six NCAA Tournaments, two NCAA Final Fours, five NBA Playoffs and two NBA Conference Finals – in addition to coaching all-NBA honorees Jayson Tatum and Jaylen Brown.

Year One with the Irish

Coach Shrewsberry achieved two of his priorities in the 2023-24 season: establish the right culture at Notre Dame and have the team playing its best basketball at the end of the season. It was a program that returned 1.6% of its scoring and was projected to finish dead last in the ACC. The young Irish team came together and doubled its ACC win total from the year prior, finishing 7-13 in league play. Coach Shrewsberry even received several votes for ACC Coach of the Year. Notre Dame finished with a 13-20 overall record and won one game (First Round vs. Georgia Tech) in the ACC Tournament.

The first key moment of the season included an emphatic 76-54 win over Virginia. What Shrews' crew accomplished had never been done by an Irish team against the Cavaliers ... ever ... it was the largest margin of victory against UVA in the all-time series. In addition, the 76 points were the most scored by an Irish squad against the Cavaliers in regulation in program history. Furthermore, right after the Virginia contest, the Irish almost pulled off the upset to two teams who made the Elite Eight in NC State and Duke.

Next, the Irish bonded together by winning five of six during the final portion of the regular season, which included the final four at home (Georgia Tech, Virginia Tech, Wake Forest, Clemson). From Feb. 1 to March 1, Notre Dame was the biggest mover in kenpom AdjEM across the Power-Five conferences. Another fun stat: when the first NET rankings came on Dec. 4, the Irish were 238. On March 10, the Irish were up to 126.

An early Coach Shrewsberry stamp on the program was the defensive intensity. Notre Dame scoring defense of 67.2 finished with a national ranking of 49th in the country, plus 3rd in the ACC. According to KenPom, Notre Dame's defensive efficiency ranked 39th nationally. In ACC play, Notre Dame

ranked 2nd in scoring defense (66.4) and 2nd in field goal percentage defense (47). Of the 20 ACC games – all but three (Virginia Tech on March 9, UNC on March 5 & Syracuse on Feb. 24) were held under their season average, with Miami, Duke and Louisville each held to season-low point totals.

Lastly – two freshman guards flourished under Coach Shrewsberry in Markus Burton and Braeden Shrewsberry. Burton became the program's first ACC Rookie of the Year. He also broke the program freshman scoring record after dropping 577 points. Burton averaged 17.5 points both on the season and in league play, leading the Irish. Shrewsberry was the lone other Irish to finish in double figures, averaging 10.2 points on the year and 11.3 points in ACC play. With that said, Burton and Shrewsberry became the 9th ACC freshmen duo in league history to rank No. 1 and No. 2 for their team in scoring, proving the future is bright in South Bend.

Prior to Notre Dame

Prior to Notre Dame, Shrewsberry produced a historic turnaround as the head coach at Penn State. After a 14-17 first season, Shrewsberry produced a 23-14 mark in 2022-23, just the 12th 20-win season in the 127-year history of Penn State basketball. Furthermore, he collected more Big Ten wins (17) in his first two seasons than any other Penn State head coach.

Shrewsberry certainly captured the nation's attention in late February and into March, going 9-3 over their last 12 games. Shrewsberry then made plenty of noise in the 2023 Big Ten Tournament in Chicago, defeating No. 7 Illinois, No. 2 Northwestern and No. 3 Indiana to reach the championship game as the No. 10 seed. It marked the program's second-ever Big Ten title game appearance. Penn State was just the third double-digit seed to reach the Big Ten Tournament championship game and the first since 2008.

The Nittany Lions then made their first appearance in the NCAA Tournament since 2011. In the first round, Shrewsberry and the Nittany Lions knocked off No. 7 seed and SEC Tournament runner-up Texas A&M, winning the program's first NCAA Tournament game since 2001.

In year one at Penn State, Shrewsberry engineered the Big Ten's best scoring defense and guided the squad to their best defensive season (65.0 points allowed per game) in 11 years. The Nittany Lions advanced to the quarterfinal round of the Big Ten Tournament after winning two postseason games, making Shrewsberry one of just two first-year Big Ten coaches since 2008 to win two Big Ten Tournament games.

Recruiting-wise, Shrewsberry made an instant splash in Happy Valley. In his first year, Shrewsberry signed the highest-ranked recruiting class in program history, a consensus top-30 class. A year later, he signed his second-straight top-30 recruiting class, marking the first time in program history that the Nittany Lions had signed back-to-back top-30 recruiting classes.

Development-wise, Shrewsberry proved himself there as well, turning Jalen Pickett and Seth Lundy into 2nd Round NBA Draft picks. It marked the first time in program history that two Nittany Lions were selected.

Statistically speaking, the 2022-23 squad set the BIG and Penn State single-season team record for three-pointers made in a season with 385. The Nittany Lions compiled a total of five top-15 national statistical rankings. In addition, Shrewsberry tutored an Associated Press All-American in Jalen Pickett and a total of three All-Big Ten players during the 2022-23 season.

Prior to his time with Penn State, Shrewsberry experienced two separate stints at Purdue – one as assistant coach from 2011-13 and another as associate head coach from 2019-21. Highlights include the 2020-21 season, in which Shrewsberry helped lead the Boilermakers to a 13-6 fourth-place finish in the Big Ten and an 18-10 overall mark, culminating in an NCAA Tournament at-large bid. Trevion Williams claimed first-team All-Big Ten honors, while Zach Edey and Jaden Ivey were All-Freshman Team selections. Shrewsberry played a major role in recruiting Ivey, who grew up in South Bend and is the son of Karen and Kevin Keyes Family Head Women's Basketball Coach Niele Ivey.

Another highlight from his time in West Lafayette includes the 2011-12 squad that produced a 22-13 record and reached the second round of the NCAA Tournament. Under Shrewsberry, Terone Johnson was one of the most improved players in the BIG, netting accolades from conference and

national entities.

In between his Purdue stints, Shrewsberry spent six seasons (2013-19) with the NBA's Boston Celtics as an assistant coach under Brad Stevens. During his tenure, the Celtics reached the playoffs in five consecutive seasons, including back-to-back appearances in the Eastern Conference Finals in 2017 and 2018.

Shrewsberry played a key role in the development of current NBA stars Brown and Tatum, who were the No. 3 picks in the 2016 and 2017 NBA Drafts, respectively. Tatum was an NBA All-Rookie Team first-team selection, while Brown earned second-team All-Rookie honors.

The Brad Stevens connection was previously made at Butler University, where Shrewsberry spent one year as the director of operations then three as an assistant coach. With Shrewsberry on the sidelines, the Bulldogs compiled an 87-21 record, won two Horizon League regular-season championships and two Horizon League Tournament titles and made three NCAA Tournament appearances – which included back-to-back runs to the national championship game in 2010 and 2011.

Also at Butler, he aided in the development of Gordon Hayward, who was the 2009 Horizon League Newcomer of the Year, the 2010 Horizon League Player of the Year and a 2010 Final Four All-Tournament Team selection. Hayward was the ninth overall pick in the 2010 NBA Draft by the Utah Jazz.

Continuing on Shrewsberry's basketball journey, he spent time as the director of basketball operations at Marshall University (2003-05) and an assistant coach at DePauw University (2001-03) and Wabash College (2000-01). At DePauw, Shrewsberry led the Tigers to a 42-12 record with a pair of conference championships.

Shrewsberry was also the first men's basketball head coach at Indiana University South Bend. Shrewsberry started his coaching career as a graduate assistant at the University of Indianapolis in 1999-2000.

An Indianapolis area native, Shrewsberry earned his bachelor's degree from Hanover College in 1999 and a master's degree from Indiana State in 2003. As a player at Hanover, Shrewsberry was a three-year starting guard and team tri-captain.

He and his wife, Molly, have four children, Braeden, Nicholas, Caitlin and Grace.



BRADY STEVENS

FRESHMAN | GUARD

@_bradystevens @_BradyStevens

Height	6-4
Eligibility	Freshman
Hometown	Boston, MA

Season Highs

Pts
Rebs
FGM
FGA
3FGM
3FGA
FTM
FTA
Ast
Blk
Stl

Double Figure Scoring0
20+ Point Games0
Double-Figure Rebounds0
Double-Doubles0

Career Highs

Pts
Rebs
FGM
FGA
3FGM
3FGA
FTM
FTA
Ast
Blk
Stl

Double Figure Scoring0
20+ Point Games0
Double-Figure Rebounds0
Double-Doubles0

2024-25 GAME-BY-GAME

CAREER STATS

Freshman Season (2024-25)

Prep Recap

Attended Wellesley High

Three-time First Team All-Conference selection

Two career MIAA playoff wins

Scored over 1,000 career points – second most in school history – in only 72 career games

Top-three scoring performances in school history – 41, 37, 34

Averaged 23.1 points, 3.4 assists and 6.2 rebounds as a senior

Prep career highlight – scored 37 points and led his team to a playoff win vs. Doherty Memorial as a junior

Played in the Middlesex Magic program from 2019-22

Was the 2022 16U UAA Spring Champs

Played in the NY Renaissance EYBL program in 2023

Father, Brad Stevens, is President of Basketball Operations with the Boston Celtics. Mother, Tracy Stevens, played soccer at Depauw

Intended major at Notre Dame – Strategic Management



1

JULIAN ROPER II

SENIOR | GUARD

@juoperii @JuRoper

Height	6-4
Eligibility	Senior
Hometown	Detroit, MI

Season Highs

Pts	34
Rebs	12
FGM	6
FGA	12
3FGM	3
3FGA	6, 3x
FTM	4, 2x
FTA	5, 2x
Ast	3, 2x
Blk	4
Stl	3

Career Highs

Pts	14 vs Western Michigan, 12/5/23
Rebs	10 at Boston College, 1/15/24
FGM	6 vs Western Michigan, 12/5/23
FGA	12 vs. Western Carolina, 11/11/23
3FGM	3 at Marquette, 12/9/23
3FGA	6, 3x last vs Florida St, 1/13/23
FTM	4, 2x last vs Quinnipiac, 12/22/22
FTA	5, 2x last vs Quinnipiac, 12/22/22
Ast	3, 2x last vs Maryland Eastern Shore 11/22/23
Blk	4 vs Quinnipiac, 12/22/22
Stl	3 vs Georgetown, 12/16/23

Double Figure Scoring	0	Double Figure Scoring	7
20+ Point Games	0	20+ Point Games	0
Double-Figure Rebounds	0	Double-Figure Rebounds	1
Double-Doubles	0	Double-Doubles	0

Senior Season (2024-25)

Junior Season (2023-24)

- Played in 31 games with 12 starts, Averaged 22.8 min.
- 11 points at Virginia Tech (3/9) in ACC reg. season finale. It was his first double-digit scoring performance since Dec. 16 vs. Georgetown. Roper went 4-for-6 from the field, which included two threes.
- Went 4-for-6 from three over the final 3 games.
- Finished 33.7 percent from deep, which ranked as the 2nd highest on the team
- Perfect 3-for-3 from the field which included 2 treys at Syracuse (2/24), good for 8 points. His 7 rebounds were the most since Jan. 15.
- 7 points on 3-of-4 shooting, plus 5 boards in win over Virginia Tech on Feb. 10.
- Within a 2-minute span vs. Miami on Jan. 24, Roper II drained a three, took a charge and recorded a block to spark the Irish. He finished with 7 points, 4 rebounds.
- Career high 10 rebounds at Boston College (1/15).
- Had an absolute circus layup in the Georgetown game on his way to 13 points. Also grabbed a career best 3 steals.
- Knocked down a career high three triples at Marquette (12/9).
- Career high 14 points against Western Michigan (12/5), converting a career best six made field goals (6-8)
- 12 points in the win over Oklahoma State (11/17). Roper also reeled in 8 rebounds.

2023-24 GAME-BY-GAME


Opponent	Date	GS	MIN	Total		3-Pointers		Free throws		Rebounds				PF	A	TO	BLK	STL	PTS	AVG	
				FG-FGA	PCT	3FG-3FGA	PCT	FT-FTA	PCT	OFF	DEF	TOT	AVG								
Niagara	11/06/2023	*	33:10	4-8	.500	0-4	.000	1-2	.500	1	3	4	4.0	2	1	1	0	0	9	9.0	
Western Caro.	11/11/2023	*	34:52	5-12	.417	2-4	.500	0-0	.000	2	6	8	6.0	2	0	0	0	1	12	10.5	
vs Auburn	11/16/2023	*	25:16	1-5	.200	0-3	.000	0-0	.000	0	2	2	4.7	3	0	2	0	2	2	7.7	
vs Oklahoma St.	11/17/2023	*	35:56	4-9	.444	2-3	.667	2-4	.500	2	6	8	5.5	2	3	4	0	2	12	8.8	
UMES	11/22/2023	*	22:03	2-5	.400	2-3	.667	0-0	.000	1	3	4	5.2	0	3	2	0	1	6	8.2	
at South Carolina	11/28/2023	*	28:16	4-8	.500	1-3	.333	1-2	.500	1	5	6	5.3	3	0	2	0	0	10	8.5	
at Miami (FL)	12/02/2023	*	28:01	1-8	.125	0-3	.000	0-0	.000	1	4	5	5.3	1	1	2	0	2	2	7.6	
Western Mich.	12/05/2023	*	30:51	6-8	.750	2-4	.500	0-0	.000	2	4	6	5.4	2	1	2	0	1	14	8.4	
at Marquette	12/09/2023	*	33:02	3-6	.500	3-6	.500	0-0	.000	2	2	4	5.2	3	0	1	0	2	9	8.4	
Georgetown	12/16/2023	*	40:17	4-10	.400	2-6	.333	3-4	.750	1	4	5	5.2	2	0	1	0	3	13	8.9	
Virginia	12/30/2023		17:08	1-4	.250	1-2	.500	0-0	.000	0	1	1	4.8	3	0	0	0	1	3	8.4	
NC State	01/03/2024		18:52	1-3	.333	0-2	.000	0-1	.000	0	2	2	4.6	2	0	0	1	0	2	7.8	
Duke	01/06/2024		24:25	2-6	.333	0-3	.000	0-1	.000	1	4	5	4.6	3	0	0	0	0	4	7.5	
at Georgia Tech	01/09/2024		22:57	2-6	.333	1-3	.333	3-3	1.000	0	2	2	4.4	4	0	0	0	2	8	7.6	
Florida St.	01/13/2024	*	25:59	2-9	.222	2-6	.333	0-0	.000	3	3	6	4.5	2	0	0	0	0	6	7.5	
at Boston College	01/15/2024	*	27:12	2-8	.250	1-4	.250	0-0	.000	2	8	10	4.9	0	0	0	0	1	0	5.7	
Miami (FL)	01/24/2024		27:47	3-5	.600	1-3	.333	0-0	.000	1	3	4	4.8	3	1	1	2	7	7.3		
Boston College	01/27/2024		25:48	0-4	.000	0-2	.000	1-2	.500	1	1	2	4.7	3	2	1	0	1	1	6.9	
at Virginia	01/31/2024		15:28	2-3	.667	1-2	.500	0-0	.000	0	2	2	4.5	1	0	0	0	1	5	6.8	
at Pittsburgh	02/03/2024		21:23	0-1	.000	0-1	.000	1-2	.500	1	1	2	4.4	3	0	1	1	0	1	6.6	
at Duke	02/07/2024		09:12	0-2	.000	0-1	.000	0-2	.000	1	0	1	4.2	0	0	0	0	0	0	6.2	
Virginia Tech	02/10/2024		18:37	3-4	.750	1-2	.500	0-2	.000	1	4	5	4.3	1	1	1	0	0	7	6.3	
Georgia Tech	02/14/2024		19:52	1-3	.333	0-2	.000	1-2	.500	2	4	6	4.3	3	1	0	0	1	3	6.1	
at Louisville	02/21/2024		16:21	0-6	.000	0-2	.000	0-0	.000	2	2	4	4.3	0	1	0	0	2	0	5.9	
at Syracuse	02/24/2024		24:18	3-3	1.000	2-2	1.000	0-0	.000	0	7	7	4.4	2	1	3	0	1	8	6.0	
Wake Forest	02/27/2024		13:10	0-1	.000	0-0	.000	0-0	.000	2	2	4	4.4	4	1	2	0	1	0	5.7	
Clemson	03/02/2024		06:59	0-2	.000	0-1	.000	0-0	.000	0	3	3	4.4	0	1	0	0	0	0	5.5	
at North Carolina	03/05/2024		07:24	0-3	.000	0-0	.000	0-0	.000	1	0	1	4.3	1	0	1	1	0	0	5.3	
at Virginia Tech	03/09/2024		20:33	4-6	.667	2-2	1.000	1-2	.500	0	2	2	4.2	2	0	0	0	1	11	5.5	
vs Georgia Tech	03/12/2024		14:57	1-4	.250	1-3	.333	0-0	.000	0	3	3	4.1	3	1	1	0	1	3	5.4	
vs Wake Forest	03/13/2024		16:37	2-2	1.000	1-1	1.000	0-0	.000	0	1	1	4.0	0	1	0	0	1	5	5.4	
Totals			12	706:42	63-164	.384	28-83	.337	14-29	.483	31	94	125	4.0	60	20	28	5	29	168	5.4

Player Averages

Games Played	Minutes/game	Points/game	FG Pct	3FG Pct	FT Pct	Rebounds/game	Assists/game	Turnovers/game	Assist/Turnover ratio	Steals/game	Blocks/game
31	22.8	5.4	38.4	33.7	48.3	4.0	0.6	0.9	0.7	0.9	0.2

CAREER STATS

SEASON	TEAM	GP-GS	MIN/AVG	Field Goals		3-Point		F-Throws		Rebounds				Scoring						
				FG-FGA	FG%	3FG-3FGA	3FG%	FT-FTA	FT%	OFF	DEF	TOT	AVG	PF-FO	A	TO	BLK	STL	PTS	AVG
2021-22	NU	29-15	590/20.3	39-114	.342	18-51	.353	20-28	.714	32	67	99	3.4	50-1	28	13	14	25	116	4.0
2022-23	NU	15-0	321/21.4	24-53	.453	8-19	.421	10-22	.455	9	46	55	3.7	30-0	16	11	4	11	66	4.4
2023-24	ND	31-12	707/22.8	63-164	.384	28-83	.337	14-29	.483	31	94	125	4.0	60-0	20	28	5	29	168	5.4
TOTAL FOR ND		31-12	707/22.8	63-164	.384	28-83	.337	14-29	.483	31	94	125	4.0	60-0	20	28	5	29	168	5.4
TOTAL		75-27	1618/21.6	126-331	.381	54-153	.353	44-79	.557	72	207	279	3.7	140-1	64	52	23	65	350	4.7



2 LOGAN IMES

SOPHOMORE | GUARD

@logan_imes	@ImesLogan
Height	6-4
Eligibility	Sophomore
Hometown	Zionsville, IN

Season Highs

Pts 20 vs Virginia Tech, 2/10/24
 Rebs 6 at Pitt, 2/3/24
 FGM 3 vs. Florida St, 1/13/24
 FGA 6 at Pitt, 2/3/24
 3FGM 1, 8x last at Virginia Tech, 3/9/24
 3FGA 4 at Marquette, 12/9/23
 FTM 3 vs. Virginia Tech, 2/10/24
 FTA 4 vs. Virginia Tech, 2/10/24
 Ast 4 vs. Miami, 1/24/24
 Blk 1, 3x last Maryland Eastern Shore, 11/22/23
 Stl 2, 2x last at Marquette, 12/9/23

Career Highs

Pts 8 vs Virginia Tech, 2/10/24
 Rebs 6 at Pitt, 2/3/24
 FGM 3 vs. Florida St, 1/13/24
 FGA 6 at Pitt, 2/3/24
 3FGM 1, 8x last at Virginia Tech, 3/9/24
 3FGA 4 at Marquette, 12/9/23
 FTM 3 vs. Virginia Tech, 2/10/24
 FTA 4 vs. Virginia Tech, 2/10/24
 Ast 4 vs. Miami, 1/24/24
 Blk 1, 3x last Maryland Eastern Shore, 11/22/23
 Stl 2, 2x last at Marquette, 12/9/23

Double Figure Scoring 0
 20+ Point Games 0
 Double-Figure Rebounds 0
 Double-Doubles 0

Freshman Season (2023-24)

- Played in 31 games, with 3 starts, averaging 17.6 min.
- Dependable ball handler for Coach Shrews. Averaged less than a turnover per game with a 1.1 A/TO ratio.
- Scored all 8 of his season high points in the 2nd half in the win vs. Virginia Tech on Feb. 10. Went 3-fof-4 from the line (final 1:14 of the game) and hit a pivotal three-pointer with 7:23 left.
- In his 2nd start, Imes grabbed a season high 6 rebounds at Pitt (2/3), also supplying 4 points.
- 1st collegiate start at Virginia on Jan. 31 - 3 points, 5 rebounds, 3 assists and just 1 turnover.
- Season high 4 assists vs. Miami on Jan. 24.
- Got 20 min of action at #8 Marquette, tallying 5 points, 5 rebounds, 2 assists and 2 steals.
- Made his first collegiate three-pointer in the win over Oklahoma State on Nov. 17.

2023-24 GAME-BY-GAME

Opponent	Date	GS	MIN	Total		3-Pointers		Free throws		Rebounds				PF	A	TO	BLK	STL	PTS	AVG
				FG-FGA	PCT	3FG-3FGA	PCT	FT-FTA	PCT	OFF	DEF	TOT	AVG							
Niagara	11/06/2023		26:22	1-2	.500	0-1	.000	2-2	1.000	1	2	3	3.0	2	1	1	0	1	4	4.0
Western Caro.	11/11/2023		28:58	1-1	1.000	0-0	.000	0-1	.000	0	4	4	3.5	3	3	2	0	1	2	3.0
vs Auburn	11/16/2023		22:47	0-2	.000	0-2	.000	0-0	.000	0	2	2	3.0	1	1	1	1	1	0	2.0
vs Oklahoma St.	11/17/2023		18:43	1-3	.333	1-3	.333	0-0	.000	0	3	3	3.0	2	1	0	1	0	3	2.3
UMES	11/22/2023		17:40	2-5	.400	1-3	.333	0-0	.000	0	0	0	2.4	1	1	0	1	0	5	2.8
at South Carolina	11/28/2023		08:39	0-0	.000	0-0	.000	0-0	.000	0	0	0	2.0	2	0	0	0	0	0	2.3
at Miami (FL)	12/02/2023		11:54	0-1	.000	0-1	.000	0-0	.000	0	2	2	2.0	1	1	1	0	2	0	2.0
Western Mich.	12/05/2023		07:55	0-0	.000	0-0	.000	0-0	.000	0	2	2	2.0	0	0	0	0	0	0	1.8
at Marquette	12/09/2023		20:19	1-5	.200	1-4	.250	2-2	1.000	1	4	5	2.3	1	2	0	0	2	5	2.1
Marist	12/22/2023		14:42	0-1	.000	0-1	.000	0-0	.000	0	2	2	2.3	0	1	1	0	0	0	1.9
Virginia	12/30/2023		13:48	0-2	.000	0-1	.000	2-2	1.000	0	1	1	2.2	0	0	0	0	1	2	1.9
NC State	01/03/2024		15:44	1-2	.500	0-1	.000	0-0	.000	0	4	4	2.3	1	1	2	0	0	2	1.9
Duke	01/06/2024		06:53	0-0	.000	0-0	.000	0-0	.000	0	1	1	2.2	0	0	0	0	0	0	1.8
at Georgia Tech	01/09/2024		04:53	0-1	.000	0-1	.000	0-0	.000	0	0	0	2.1	0	0	2	0	0	0	1.6
Florida St.	01/13/2024		25:34	3-5	.600	0-1	.000	0-0	.000	0	2	2	2.1	1	2	0	0	0	6	1.9
at Boston College	01/15/2024		12:13	0-0	.000	0-0	.000	0-0	.000	0	0	0	1.9	3	1	0	0	0	0	1.8
Miami (FL)	01/24/2024		12:02	1-1	1.000	0-0	.000	0-0	.000	0	2	2	1.9	2	4	0	0	1	2	1.8
Boston College	01/27/2024		16:15	1-1	1.000	1-1	1.000	2-2	1.000	0	2	2	1.9	1	1	1	0	0	5	2.0
at Virginia	01/31/2024	*	29:54	1-4	.250	1-2	.500	0-0	.000	0	5	5	2.1	1	3	1	0	1	3	2.1
at Pittsburgh	02/03/2024	*	29:10	2-6	.333	0-3	.000	0-0	.000	0	6	6	2.3	1	1	2	0	1	4	2.2
at Duke	02/07/2024	*	27:01	0-4	.000	0-0	.000	0-0	.000	0	4	4	2.4	1	1	3	0	0	0	2.0
Virginia Tech	02/10/2024	*	17:18	2-2	1.000	1-1	1.000	3-4	.750	0	3	3	2.4	2	2	1	0	0	8	2.3
Georgia Tech	02/14/2024		16:32	1-4	.250	0-2	.000	0-0	.000	3	2	5	2.5	2	1	1	0	0	2	2.3
at Louisville	02/21/2024		12:38	1-1	1.000	1-1	1.000	1-2	.500	0	3	3	2.5	2	2	1	0	0	4	2.4
at Syracuse	02/24/2024		08:56	0-0	.000	0-0	.000	0-0	.000	0	1	1	2.5	0	2	2	0	0	0	2.3
Wake Forest	02/27/2024		20:22	0-2	.000	0-1	.000	0-0	.000	0	0	0	2.4	0	0	1	0	0	0	2.2
Clemson	03/02/2024		24:18	0-4	.000	0-3	.000	0-0	.000	0	4	4	2.4	0	1	0	0	0	0	2.1
at North Carolina	03/05/2024		16:50	0-1	.000	0-1	.000	2-2	1.000	0	2	2	2.4	1	0	1	0	0	2	2.1
at Virginia Tech	03/09/2024		26:35	1-4	.250	1-2	.500	0-0	.000	0	4	4	2.5	3	1	0	0	0	3	2.1
vs Georgia Tech	03/12/2024		21:20	0-2	.000	0-0	.000	0-0	.000	0	3	3	2.5	1	0	0	0	0	0	2.1
vs Wake Forest	03/13/2024		09:20	0-0	.000	0-0	.000	0-0	.000	0	2	2	2.5	1	0	0	0	1	0	2.0
Totals		3	545:33	20-66	.303	8-36	.222	14-17	.824	5	72	77	2.5	36	34	24	3	12	62	2.0

Player Averages

Games Played	Minutes/game	Points/game	FG Pct	3FG Pct	FT Pct	Rebounds/game	Assists/game	Turnovers/game	Assist/Turnover ratio	Steals/game	Blocks/game
31	17.6	2.0	30.3	22.2	82.4	2.5	1.1	0.8	1.4	0.4	0.1

CAREER STATS

SEASON	TEAM	GP-GS	MIN/AVG	Field Goals		3-Point		F-Throws		Rebounds				Scoring						
				FG-FGA	FG%	3FG-3FGA	3FG%	FT-FTA	FT%	OFF	DEF	TOT	AVG	PF-FO	A	TO	BLK	STL	PTS	AVG
2023-24	ND	31-3	546/17.6	20-66	.303	8-36	.222	14-17	.824	5	72	77	2.5	36-0	34	24	3	12	62	2.0
TOTAL		31-3	546/17.6	20-66	.303	8-36	.222	14-17	.824	5	72	77	2.5	36-0	34	24	3	12	62	2.0



3 MARKUS BURTON

SOPHOMORE | GUARD

@markusburtonn @markussburton

Height	6-0
Eligibility	Sophomore
Hometown	Mishawaka, IN

Season Highs

Pts	
Rebs	
FGM	
FGA	
3FGM	
3FGA	
FTM	
FTA	
Ast	
Blk	
Stl	

Double Figure Scoring	0
20+ Point Games	0
30+ Point Games	0
Double-Figure Rebounds	0
Double-Doubles	0

Career Highs

Pts	31 vs. Wake Forest, 2/27/24
Rebs	6, 2x last vs. Clemson, 3/2/24
FGM	11 vs Niagara, 11/6/23
FGA	21 vs Duke, 1/6/24
3FGM	3, 3x last vs. Georgia Tech, 3/12/24
3FGA	9 vs Miami, 1/24/24
FTM	12 vs. Wake Forest, 3/13/24
FTA	12 vs. Wake Forest, 3/13/24
Ast	8, 3x last at Syracuse, 2/24/24
Blk	1, 7x last vs. Wake Forest, 2/27/24
Stl	6 vs. Virginia Tech, 2/10/24

Double Figure Scoring	30
20+ Point Games	11
30+ Point Games	1
Double-Figure Rebounds	0
Double-Doubles	0

2023-24 GAME-BY-GAME

Opponent	Date	GS	MIN	Total		3-Pointers		Free throws		Rebounds				PF	A	TO	BLK	STL	PTS	AVG	
				FG-FGA	PCT	3FG-3FGA	PCT	FT-FTA	PCT	OFF	DEF	TOT	AVG								
Niagara	11/06/2023	*	34:04	11-20	.550	1-2	.500	6-6	1.000	1	3	4	4.0	1	4	3	0	0	29	29.0	
Western Caro.	11/11/2023	*	30:21	6-15	.400	1-4	.250	4-4	1.000	1	4	5	4.5	4	2	5	0	0	17	23.0	
vs Auburn	11/16/2023	*	29:10	4-20	.200	0-4	.000	4-5	.800	1	2	3	4.0	3	2	1	1	1	12	19.3	
vs Oklahoma St.	11/17/2023	*	30:44	8-18	.444	0-2	.000	4-5	.800	1	1	2	3.5	2	1	3	0	0	20	19.5	
UMES	11/22/2023	*	26:29	5-11	.455	0-2	.000	2-2	1.000	0	6	6	4.0	2	5	4	0	3	12	18.0	
at South Carolina	11/28/2023	*	36:16	2-8	.250	1-4	.250	3-5	.600	3	2	5	4.2	3	5	6	0	1	8	16.3	
at Miami (FL)	12/02/2023	*	33:18	3-11	.273	0-5	.000	0-0	.000	1	1	2	3.9	2	6	4	1	2	6	14.9	
Western Mich.	12/05/2023	*	26:55	5-6	.833	2-3	.667	5-6	.833	0	1	1	3.5	4	6	4	0	1	17	15.1	
at Marquette	12/09/2023	*	31:30	8-15	.533	2-7	.286	2-2	1.000	1	2	3	3.4	1	2	6	0	4	20	15.7	
Georgetown	12/16/2023	*	40:03	6-20	.300	1-6	.167	4-6	.667	0	4	4	3.5	4	4	2	1	2	17	15.8	
The Citadel	12/19/2023	*	35:54	5-14	.357	1-4	.250	2-3	.667	0	3	3	3.5	4	3	5	1	1	13	15.5	
Marist	12/22/2023	*	32:38	8-18	.444	2-6	.333	3-4	.750	1	2	3	3.4	4	3	4	0	4	21	16.0	
Virginia	12/30/2023	*	33:29	6-10	.600	2-3	.667	1-1	1.000	0	3	3	3.4	2	8	4	0	1	15	15.9	
NC State	01/03/2024	*	35:41	7-16	.438	2-3	.667	2-2	1.000	1	1	2	3.3	2	4	6	0	0	18	16.1	
Duke	01/06/2024	*	37:31	7-21	.333	1-4	.250	3-3	1.000	1	2	3	3.3	3	4	4	0	1	18	16.2	
at Georgia Tech	01/09/2024	*	38:20	4-18	.222	1-2	.500	3-4	.750	1	2	3	3.3	3	7	2	0	1	12	15.9	
Florida St.	01/13/2024	*	31:30	8-14	.571	2-4	.500	2-2	1.000	1	3	4	3.3	4	2	4	0	2	20	16.2	
at Boston College	01/15/2024	*	32:27	8-16	.500	1-2	.500	2-4	.500	1	4	5	3.4	3	3	7	0	1	19	16.3	
Miami (FL)	01/24/2024	*	36:27	5-15	.333	3-9	.333	2-2	1.000	0	3	3	3.4	4	4	8	1	2	15	16.3	
Boston College	01/27/2024	*	31:54	5-10	.500	0-1	.000	0-1	.000	0	2	2	3.3	3	7	5	0	3	10	16.0	
at Virginia	01/31/2024	*	33:28	6-10	.600	1-2	.500	4-5	.800	0	2	2	3.2	1	4	3	0	4	17	16.0	
at Pittsburgh	02/03/2024	*	26:25	6-13	.462	1-3	.333	4-5	.800	0	4	4	3.3	4	3	0	0	3	17	16.0	
at Duke	02/07/2024	*	37:45	8-17	.471	3-8	.375	0-0	.000	1	1	1	3.2	3	4	3	1	1	19	16.2	
Virginia Tech	02/10/2024	*	35:17	6-18	.333	0-5	.000	4-4	1.000	0	4	4	3.2	3	8	1	0	6	16	16.2	
Georgia Tech	02/14/2024	*	33:37	6-15	.400	1-4	.250	5-7	.714	1	0	1	3.1	2	5	2	0	5	18	16.2	
at Louisville	02/21/2024	*	33:00	5-17	.294	1-3	.333	5-6	.833	1	4	5	3.2	1	3	3	0	3	16	16.2	
at Syracuse	02/24/2024	*	38:11	10-20	.500	2-6	.333	6-7	.857	1	2	3	3.2	3	8	4	0	1	28	16.7	
Wake Forest	02/27/2024	*	35:36	9-15	.600	2-6	.333	11-11	1.000	0	3	3	3.2	4	3	1	1	4	31	17.3	
Clemson	03/02/2024	*	34:37	8-16	.500	2-6	.333	3-6	.500	0	6	6	3.3	1	4	2	0	1	21	17.3	
at North Carolina	03/05/2024	*	34:45	3-11	.273	0-3	.000	3-4	.750	0	3	3	3.3	3	4	4	0	2	9	17.0	
at Virginia Tech	03/09/2024	*	31:00	10-20	.500	2-5	.400	2-4	.500	1	3	4	3.3	4	4	5	0	1	24	17.3	
vs Georgia Tech	03/12/2024	*	35:50	8-15	.533	3-6	.500	2-2	1.000	1	4	5	3.3	4	8	4	0	1	21	17.4	
vs Wake Forest	03/13/2024	*	39:33	4-16	.250	1-6	.167	12-12	1.000	1	2	3	3.3	4	3	4	0	1	21	17.5	
Totals			33	1113:44	210-499	.421	42-140	.300	115-140	.821	21	89	110	3.3	95	143	123	7	63	577	17.5

Player Averages

Games Played	Minutes/game	Points/game	FG Pct	3FG Pct	FT Pct	Rebounds/game	Assists/game	Turnovers/game	Assist/Turnover ratio	Steals/game	Blocks/game
33	33.7	17.5	42.1	30.0	82.1	3.3	4.3	3.7	1.2	1.9	0.2

CAREER STATS

SEASON TEAM	GP-GS	MIN/AVG	Field Goals			3-Point		F-Throws		Rebounds				Scoring					
			FG-FGA	FG%	3FG-3FGA	3FG%	FT-FTA	FT%	OFF	DEF	TOT	AVG	PF-FO	A	TO	BLK	STL	PTS	AVG
2023-24 ND	33-33	1114/33.7	210-499	.421	42-140	.300	115-140	.821	21	89	110	3.3	95-0	143	123	7	63	577	17.5
TOTAL	33-33	1114/33.7	210-499	.421	42-140	.300	115-140	.821	21	89	110	3.3	95-0	143	123	7	63	577	17.5

Awards

2024-25

Naismith Trophy College Player of the Year Watch List
Naismith Starting 5 - Bob Cousy PG of the Year Watch List
Preseason All-ACC First Team

2023-24

2024 ACC Rookie of the Year - Program's 3rd Rookie of the Year and 1st from the ACC
Third Team All-ACC // ACC All-Freshman Team
2023 Legends Classic All-Tournament Team
4-time ACC Rookie of the Week - ND record

Sophomore Season [2024-25]

Freshman Season [2023-24]

- His 17.5 ppg led all ACC freshmen. Ranked 3rd nationally amongst DI freshmen

- Burton's 577 points set a new ND freshman scoring record, surpassing the previous holder Troy Murphy and his 519 points (1998-99).

- Only rookie in the country who averaged at least 17 points, 4 assists and 1.9 steals. In fact, he's just 1-of-2 P5 players (other is Syracuse's Judah Mintz)

- ACC play only rankings: 17.5 points (6th), 2.2 steals (1st), 4.8 assists (3rd).

- 63 steals - tied Jerian Grant for 3rd most in an ND season.

- Burton averaged the 2nd most points in the ACC since Feb. 24 to the end of the season. He averaged 22.1 ppg in that span, second to just Syracuse's Judah Mintz and his 22.4 ppg. Burton produced a whopping 6 20+ point games in that span, with one of 30+

- Over 2 ACC Tournament games: 42 total points on a combined 12-for-31 shooting from the field. 11 total assists

- Dished out 95 assists in ACC play - ranked as the 4th most by an ND player

- Career high 31 points in the win over Wake Forest on Feb. 27. Dropped 19 in the first half. Career high 11-for-11 from the free-throw line. Now 1-of-4 freshmen in program history to record a 30-point game: Troy Murphy, Chris Thomas and Adrian Dantley.

- Double-digit points in all but 3 games.

- Stat line vs. Virginia Tech (2/10) - 16 points, eight assists and six steals, as the latter tied for the 3rd most steals in a single game in program history.

- Since 1996, only one other Irish player had produced two games in the same regular season with at least 15 points, 5 assists and 5 steals. His name was Chris Thomas back in the 2001-02 season. Burton has not only achieved this feat but did it in back-to-back games.

- Averaged 18.1 points at home, shooting 44.5 percent.

- Set the program record for most points in a freshman debut, pouring in 29 to lift the Irish to a 70-63 win over Niagara. Laphonso Ellis previously held the record with 27 set back in 1988. Burton took over the end of the Niagara game - from 8:38-2:20 in the second half, Burton recorded 16 points on 6-for-6 shooting.



4

SIR MOHAMMED FRESHMAN | GUARD

@sirmohammed13 @thesirmohammed

Height	6-6
Eligibility	Freshman
Hometown	Charlotte, NC

Season Highs

Pts
Rebs
FGM
FGA
3FGM
3FGA
FTM
FTA
Ast
Blk
Stl

Double Figure Scoring0
20+ Point Games0
Double-Figure Rebounds0
Double-Doubles0

Career Highs

Pts
Rebs
FGM
FGA
3FGM
3FGA
FTM
FTA
Ast
Blk
Stl

Double Figure Scoring0
20+ Point Games0
Double-Figure Rebounds0
Double-Doubles0

Freshman Season [2024-25]

Prep Recap

Ranked 43rd in the country by 247 Sports and 57th by ESPN. Part of three-player recruiting class that ranked 19th in the country by ESPN.

Averaged 13.5 points, 6.5 rebounds, 5.0 assists and 2.3 steals in 20.5 minutes over 24 games as a senior.

Led Myers Park to a 27-3 overall record with a 10-0 mark in conference play.

2024 Second-Team All-State // 2023 Second-Team All-State

Shot 53 percent from the field, 38 percent from 3 and 62 percent from the free-throw line.

Senior year highlight – dropping 30 points against St. Paul VI (Va.) Catholic.

Led Myers Park High to a 28-4 record, a national ranking and a 4A State championship title as a junior (first state championship game for Myers Park in more than 60 years).

Averaged 13.5 points, 5.3 rebounds 4.9 assists and 1.9 steals.

Played for Team Curry 17U on the Under Armour Next Circuit where he averaged 8.4 points and 4.3 assists in the summer of 2023.

Son of former NBA power forward Nazr Mohammed

2024-25 GAME-BY-GAME

CAREER STATS



5

COLE CERTA
FRESHMAN | GUARD

@colecerta	@ColeCerta
Height	6-5
Eligibility	Freshman
Hometown	Le Roy, IL

Season Highs

Pts
Rebs
FGM
FGA
3FGM
3FGA
FTM
FTA
Ast
Blk
Stl
Double Figure Scoring0
20+ Point Games0
Double-Figure Rebounds0
Double-Doubles0

Career Highs

Pts
Rebs
FGM
FGA
3FGM
3FGA
FTM
FTA
Ast
Blk
Stl
Double Figure Scoring0
20+ Point Games0
Double-Figure Rebounds0
Double-Doubles0

Freshman Season [2024-25]

Prep Recap

Ranked 89th overall in the country by ESPN and 90th by 247 Sports.

Spent his senior year at the IMG Academy in Bradenton, Florida.

Averaged 8.3 points, 3.0 rebounds and 1.5 assists in 21.0 minutes as a senior.

Helped IMG achieve a 20-9 overall record, losing to St. Paul VI Catholic High School, 101-89, in the first round of the Chipotle Nationals.

Made 110 3-pointers and shot 42 percent.

Spent his first three years of high school at Bloomington Central Catholic in Illinois.

As a junior, Certa led the Saints to a 26-12 record and Illinois Class 2A runner-up finish.

Earned First Team All-State honors after averaging 26.1 points, 5.3 rebounds and 2.4 assists. Certa also knocked down 115 triples during his junior campaign.

Played on the Illinois Wolves as part of the Under Armour Elite 24 event.

A four-star prospect ranked 74th overall by 247Sports and 89th by ESPN

2024-25 GAME-BY-GAME

CAREER STATS



7

TAE DAVIS JUNIOR | FORWARD

@taeedavis @DanteDavis_

Table with 2 columns: Attribute (Height, Eligibility, Hometown) and Value (6-9, Junior, Indianapolis, IN)

Season Highs

Table listing Season Highs for Pts, Rebs, FGM, FGA, 3FGM, 3FGA, FTM, FTA, Ast, Blk, Stl

Career Highs

Table listing Career Highs for Pts, Rebs, FGM, FGA, 3FGM, 3FGA, FTM, FTA, Ast, Blk, Stl

Table comparing Double Figure Scoring, 20+ Point Games, Double-Figure Rebounds, and Double-Doubles for Season and Career

2023-24 GAME-BY-GAME

Large table showing game-by-game statistics for the 2023-24 season, including opponent, date, and various performance metrics.

Player Averages

Table showing Player Averages for Games Played, Minutes/game, Points/game, FG Pct, 3FG Pct, FT Pct, Rebounds/game, Assists/game, Turnovers/game, Assist/Turnover ratio, Steals/game, Blocks/game

CAREER STATS

Table showing Career Stats for Season, Team, GP-GS, MIN/AVG, Field Goals, 3-Point, F-Throws, Rebounds, and Scoring

Junior Season (2024-25)

Sophomore Season (2023-24)

- List of achievements and statistics for the Junior and Sophomore seasons, including game counts, shooting percentages, and team contributions.



11 BRAEDEN SHREWSBERRY

SOPHOMORE | GUARD

@braedenshrewsberry X @BraedenShrews

Height	6-4
Eligibility	Sophomore
Hometown	Granger, IN

Season Highs

Pts
Rebs
FGM
FGA
3FGM
3FGA
FTM
FTA
Ast
Blk
Stl

Double Figure Scoring 0
20+ Point Games 0
Double-Figure Rebounds 0
Double-Doubles 0

Career Highs

Pts 25 at Georgia Tech, 1/9/24
Rebs 6 at Miami, 12/2/23
FGM 8, 2x last vs. Georgia Tech, 3/12/24
FGA 13, 2x last vs Wake Forest, 2/27/24
3FGM 7 at Louisville, 2/21/24
3FGA 11 at Louisville, 2/21/24
FTM 6 at Georgia Tech, 1/9/24
FTA 6 at Georgia Tech, 1/9/24
Ast 2, 5x last at Virginia Tech, 3/9/24
Blk 1 vs. Florida St, 1/13/24
Stl 3 vs. Auburn, 11/16/23

Double Figure Scoring 17
20+ Point Games 3
Double-Figure Rebounds 0
Double-Doubles 0

2023-24 GAME-BY-GAME

Opponent	Date	GS	MIN	Total			3-Pointers		Free throws		Rebounds				PF	A	TO	BLK	STL	PTS	AVG
				FG-FGA	PCT	3FG-3FGA	PCT	FT-FTA	PCT	OFF	DEF	TOT	AVG								
Niagara	11/06/2023	*	36:24	3-7	.429	1-4	.250	0-0	.000	0	1	1	1.0	2	1	2	0	0	7	7.0	
Western Caro.	11/11/2023	*	36:25	0-7	.000	0-6	.000	0-0	.000	0	3	3	2.0	2	0	1	0	0	0	3.5	
vs Auburn	11/16/2023	*	29:52	4-11	.364	2-7	.286	0-0	.000	0	3	3	2.3	1	1	1	0	3	10	5.7	
vs Oklahoma St.	11/17/2023		29:32	2-8	.250	1-7	.143	0-1	.000	0	3	3	2.5	0	1	0	0	0	5	5.5	
UMES	11/22/2023		14:54	4-7	.571	4-6	.667	1-1	1.000	0	2	2	2.4	0	2	1	0	0	13	7.0	
at South Carolina	11/28/2023		19:37	3-7	.429	1-4	.250	0-0	.000	0	0	0	2.0	1	1	1	0	0	7	7.0	
at Miami (FL)	12/02/2023		21:31	2-11	.182	2-10	.200	0-0	.000	1	5	6	2.6	0	0	1	0	1	6	6.9	
Western Mich.	12/05/2023		26:16	6-9	.667	4-6	.667	0-0	.000	0	0	0	2.3	1	1	1	0	0	16	8.0	
at Marquette	12/09/2023		30:59	2-8	.250	2-8	.250	0-0	.000	0	1	1	2.1	0	2	1	0	0	6	7.8	
Georgetown	12/16/2023		33:36	4-10	.400	2-7	.286	0-0	.000	0	3	3	2.2	1	1	2	0	0	10	8.0	
The Citadel	12/19/2023	*	24:54	0-8	.000	0-6	.000	2-2	1.000	0	3	3	2.3	0	1	1	0	0	2	7.5	
Marist	12/22/2023		23:24	1-4	.250	0-2	.000	4-4	1.000	1	3	4	2.4	1	0	1	0	0	6	7.3	
Virginia	12/30/2023		17:04	1-4	.250	1-4	.250	2-3	.667	0	0	0	2.2	1	1	1	0	2	5	7.2	
NC State	01/03/2024		19:05	1-2	.500	1-1	1.000	0-0	.000	0	1	1	2.1	0	1	0	0	0	3	6.9	
Duke	01/06/2024		26:55	4-9	.444	4-7	.571	0-0	.000	0	2	2	2.1	2	0	1	0	2	12	7.2	
at Georgia Tech	01/09/2024		31:34	7-12	.583	5-9	.556	6-6	1.000	0	3	3	2.2	1	1	0	0	0	25	8.3	
Florida St.	01/13/2024		24:18	3-9	.333	2-5	.400	0-0	.000	0	5	5	2.4	3	1	3	1	0	8	8.3	
at Boston College	01/15/2024		20:58	5-9	.556	2-5	.400	0-0	.000	0	1	1	2.3	1	1	1	0	0	12	8.5	
Miami (FL)	01/24/2024		30:23	4-10	.400	2-7	.286	0-0	.000	1	3	4	2.4	0	0	1	0	1	10	8.6	
Boston College	01/27/2024		22:07	5-12	.417	4-9	.444	0-0	.000	0	2	2	2.4	2	0	2	0	0	14	8.9	
at Virginia	01/31/2024		32:59	6-11	.545	4-8	.500	0-0	.000	0	1	1	2.3	0	1	2	0	1	16	9.2	
at Pittsburgh	02/03/2024		26:32	2-5	.400	2-4	.500	2-2	1.000	0	3	3	2.3	1	0	1	0	2	8	9.1	
at Duke	02/07/2024	*	31:01	4-10	.400	3-8	.375	2-3	.667	0	2	2	2.3	1	1	3	0	0	13	9.3	
Virginia Tech	02/10/2024	*	32:33	4-7	.571	4-6	.667	0-0	.000	0	5	5	2.4	0	0	1	0	1	12	9.4	
Georgia Tech	02/14/2024	*	26:53	1-11	.091	1-8	.125	0-0	.000	0	2	2	2.4	0	1	0	0	0	3	9.2	
at Louisville	02/21/2024	*	29:32	8-13	.615	7-11	.636	0-0	.000	0	4	4	2.5	0	1	0	0	1	23	9.7	
at Syracuse	02/24/2024	*	36:11	6-9	.667	6-9	.667	0-0	.000	0	3	3	2.5	3	0	2	0	0	18	10.0	
Wake Forest	02/27/2024	*	35:19	3-13	.231	2-9	.222	3-4	.750	1	3	4	2.5	1	1	1	0	1	11	10.0	
Clemson	03/02/2024	*	33:06	3-10	.300	2-6	.333	0-0	.000	0	1	1	2.5	0	2	0	0	0	8	10.0	
at North Carolina	03/05/2024	*	30:21	4-9	.444	1-5	.200	0-0	.000	0	4	4	2.5	1	2	0	0	0	9	9.9	
at Virginia Tech	03/09/2024	*	32:41	4-6	.667	0-2	.000	2-4	.500	0	1	1	2.5	1	2	3	0	0	10	9.9	
vs Georgia Tech	03/12/2024	*	34:46	8-12	.667	5-8	.625	2-2	1.000	0	2	2	2.5	0	1	2	0	1	23	10.3	
vs Wake Forest	03/13/2024	*	31:57	1-9	.111	1-6	.167	2-2	1.000	0	3	3	2.5	4	1	1	0	0	5	10.2	
Totals			15	933:40	115-289	.398	78-210	.371	28-34	.824	4	78	82	2.5	31	29	38	1	16	336	10.2

Player Averages

Games Played	Minutes/game	Points/game	FG Pct	3FG Pct	FT Pct	Rebounds/game	Assists/game	Turnovers/game	Assist/Turnover ratio	Steals/game	Blocks/game
33	28.3	10.2	39.8	37.1	82.4	2.5	0.9	1.2	0.8	0.5	0.0

CAREER STATS

SEASON TEAM	GP-GS	MIN/AVG	Field Goals			3-Point			F-Throws			Rebounds				Scoring			
			FG-FGA	FG%	3FG-3FGA	3FG%	FT-FTA	FT%	OFF	DEF	TOT	AVG	PF-FO	A	TO	BLK	STL	PTS	AVG
2023-24 ND	33-15	934/28.3	115-289	.398	78-210	.371	28-34	.824	4	78	82	2.5	31-0	29	38	1	16	336	10.2
TOTAL	33-15	934/28.3	115-289	.398	78-210	.371	28-34	.824	4	78	82	2.5	31-0	29	38	1	16	336	10.2

Awards

2023-24

- ACC Rookie of the Week (Jan. 15, 2024)

Sophomore Season [2024-25]

Freshman Season [2023-24]

- Played all 33 games, with 15 starts, averaging 28.3 minutes.

- Drained 55 three-pointers in ACC play - a new Notre Dame ACC record. The previous record was 51 held by Prentiss Hubb, Matt Farrell and V.J. Beachem.

- His 55 ACC threes tied for the 4th most amongst league players.

- Shrews' 78 made threes on the year were the 2nd most by a freshman. His 2.4 made threes/game were 2nd nationally by a freshman as well.

- Tied the ND freshman single-game three-point record after he drained seven to finish with 23 points in the road win at Louisville (2/21). He tied the likes of Pat Connaughton, Chris Thomas and Ryan Hoover.

- 13 double-digit scoring performances over the last 19 games. Finished with 17 total on the season

- Delivered when the Irish needed him most, scoring 14 of his team high 23 points in the 2nd half of ND's 84-80 First Round ACC Tourney victory over Georgia Tech. Shrewsberry drained 4 of his 5 threes in the 2nd half. The 23 points were the most by a ND freshman in their ACC Tournament debut.

- Averaged 12.8 ppg in true road contests, shooting 48.2 percent from the field and 42.2 percent from three. Averaged 2.9 made threes/game.

- Averaged 11.3 points in ACC play (2nd most on team), shooting 42.3 percent from the field & 41.4 percent from deep - latter ranked 6th amongst ACC players & 7th all-time in program history for an ACC season. Averaged 2.8 made threes/game in league play - ranked 4th.


- Burton and Shrewsberry became the 9th ACC freshmen duo in league history to rank No. 1 and 2 for their team in scoring come season's end

- Overall games: 2.4 threes/game - 11th in the ACC.

- In the win over Clemson (3/2): Hit the dagger three with 1:29 left to put the Irish up 64-57 before the 69-62 final.

- Drained six threes (6-9) in the 2nd half at Syracuse (2/24) to tally 18 points.

- Breakout game on the road win at Georgia Tech (1/9), pouring in a season best 25 points. Shrewsberry hit five made threes, went 2-of-3 from two, and went a season best 6-for-6 from the stripe.



12 GARRETT SUNDRA

FRESHMAN | FORWARD

@garrettsundra @GarrettSundra

Height	6-11
Eligibility	Freshman
Hometown	Ashburn, VA

Season Highs

Pts
Rebs
FGM
FGA
3FGM
3FGA
FTM
FTA
Ast
Blk
Stl

Double Figure Scoring0
20+ Point Games0
Double-Figure Rebounds0
Double-Doubles0

Career Highs

Pts
Rebs
FGM
FGA
3FGM
3FGA
FTM
FTA
Ast
Blk
Stl

Double Figure Scoring0
20+ Point Games0
Double-Figure Rebounds0
Double-Doubles0

2024-25 GAME-BY-GAME

CAREER STATS

Freshman Season (2024-25)

Prep Recap

Ranked 131st nationally by 247 Sports. ESPN has Sundra ranked 29th in his position and sixth overall in the state of Virginia.

Key contributor on a loaded Paul VI Catholic squad. In his senior year, Sundra captained a Panthers squad who achieved a 35-3 overall record and No. 1 ranking by MaxPreps.

Averaged 8.3 points, 6.8 rebounds, 2.3 assists and 2.0 steals per game.

As a junior, he helped Paul VI Catholic go 31-4 en route to a state title.

As a sophomore, the Panthers claimed the 2022 Bass Pro Tournament of Champions.

Competed on the Nike EYBL Circuit on Team Takeover. Won back-to-back Peach Jam championships.

Sundra showed off his touch in and around the paint on the EYBL Circuit, shooting 36-of-54 from two.

A four-star prospect by ESPN and top-100 overall recruit, Sundra ranked fifth in his state and 20th at his position.

He is the first Notre Dame scholarship player from the Commonwealth of Virginia.



14 KEBBA NJIE

JUNIOR | FORWARD

@_kebba	@_kebbanjie
Height	6-10
Eligibility	Junior
Hometown	Centerville, OH

Season Highs

Pts
Rebs
FGM
FGA
3FGM
3FGA
FTM
FTA
Ast
Blk
Stl

Double Figure Scoring 0
20+ Point Games 0
Double-Figure Rebounds 0
Double-Doubles 0

Career Highs

Pts 12 vs Loyola Maryland, 11/10/22
Rebs 11 vs NC State, 1/3/24
FGM 4, 5x last vs Virginia Tech, 2/10/24
FGA 7, 3x last vs Virginia Tech, 2/10/24
3FGM 1, 2x last vs Maryland Eastern Shore, 11/22/23
3FGA 2, 2x last vs Maryland Eastern Shore, 11/22/23
FTM 9 vs Georgia Tech, 3/12/24
FTA 10 vs Georgia Tech, 3/12/24
Ast 2, 7x last at Virginia Tech, 3/9/24
Blk 4 vs Quinnipiac, 12/22/22
Stl 2, 2x last vs Wake Forest, 3/13/24

Double Figure Scoring 4
20+ Point Games 0
Double-Figure Rebounds 3
Double-Doubles 0

Junior Season (2024-25)

Sophomore Season (2023-24)

- Missed the first four games after recovering from a right-hand injury sustained at practice a couple of days before the season opener. He then played in 29 games, with 27 starts, averaging 24.3 min/game.

- Led the team in rebounding (5.4) and offensive boards (2.0).

- ACC Tournament debut vs. Georgia Tech - Tied his season high of 11 points and nearly pulled off a double-double with 9 rebounds. Njie went a career best 9-of-10 from the free-throw line.

- 15 boards over 2 ACC Tournament games

- In ACC-play - 4.5 points & 5.5 rebounds

- Impacted the Georgia Tech game with 6 points and 7 rebounds and didn't attempt a field goal. Had a game-winning offensive board tip that landed in Burton's hands that iced the game with 2 seconds left.

- Season high 11 points on 4-of-7 shooting in the win over Virginia Tech on Feb. 10. Also grabbed 6 rebounds.

- In both Duke matchups, Kebba Njie had the assignment to lock down Kyle Filipowski and he did just that. Njie limited him to seven points in South Bend and eight points in Durham. Filipowski shot a combined 4-for-21.

- Career high 11 rebounds vs. NC State on Jan. 3. Three double-digit rebound games over the last 7 games.

- Nearly achieved his first career double-double with nine points against the #14/13 Blue Devils.

- First double-digit performance with the Irish came against Virginia on Dec. 30 - 10 points & 6 rebounds.

- Made his ND debut in the win over UMES (11/22). Njie came off the bench and tallied 7 points and 4 rebounds.

2023-24 GAME-BY-GAME

Opponent	Date	GS	MIN	Total		3-Pointers		Free Throws		Rebounds				PF	A	TO	BLK	STL	PTS	AVG	
				FG-FGA	PCT	3FG-3FGA	PCT	FT-FTA	PCT	OFF	DEF	TOT	AVG								
UMES	11/22/2023		15:22	3-4	.750	1-2	.500	0-0	.000	0	4	4	4.0	1	0	1	0	0	7	7.0	
at South Carolina	11/28/2023	*	27:47	0-7	.000	0-0	.000	2-2	1.000	2	4	6	5.0	2	0	3	1	2	4.5		
at Miami (FL)	12/02/2023	*	29:02	1-7	.143	0-1	.000	3-4	.750	2	0	2	4.0	3	1	1	1	0	5	4.7	
Western Mich.	12/05/2023	*	24:17	1-4	.250	0-1	.000	4-6	.667	2	1	3	3.8	4	2	1	1	0	6	5.0	
at Marquette	12/09/2023	*	24:19	0-2	.000	0-0	.000	1-2	.500	4	2	6	4.2	2	1	0	0	1	1	4.2	
Georgetown	12/16/2023		29:07	1-2	.500	0-1	.000	0-2	.000	3	1	4	4.2	3	0	0	1	0	2	3.8	
The Citadel	12/19/2023	*	22:08	2-5	.400	0-0	.000	1-2	.500	3	2	5	4.3	3	0	1	0	1	5	4.0	
Marist	12/22/2023	*	19:53	1-3	.333	0-0	.000	0-0	.000	0	4	4	4.3	4	0	4	2	1	2	3.8	
Virginia	12/30/2023	*	30:36	3-5	.600	0-0	.000	4-4	1.000	2	4	6	4.4	3	1	1	1	0	10	4.4	
NC State	01/03/2024	*	28:49	0-1	.000	0-0	.000	4-4	1.000	1	10	11	5.1	2	0	2	1	0	4	4.4	
Duke	01/06/2024	*	27:29	4-6	.667	0-0	.000	1-2	.500	4	6	10	5.5	4	0	1	2	0	9	4.8	
at Georgia Tech	01/09/2024	*	34:55	1-4	.250	0-0	.000	4-4	1.000	4	5	9	5.8	1	1	2	0	0	6	4.9	
Florida St.	01/13/2024	*	22:31	1-3	.333	0-0	.000	0-3	.000	2	6	8	6.0	2	1	2	0	0	2	4.7	
at Boston College	01/15/2024	*	34:37	0-0	.000	0-0	.000	1-2	.500	2	8	10	6.3	3	2	3	0	0	1	4.4	
Miami (FL)	01/24/2024	*	13:45	0-2	.000	0-0	.000	2-2	1.000	2	3	5	6.2	1	0	1	0	1	2	4.3	
Boston College	01/27/2024	*	25:03	2-5	.400	0-1	.000	0-0	.000	0	3	3	6.0	1	0	1	1	0	4	4.3	
at Virginia	01/31/2024	*	18:35	0-1	.000	0-0	.000	0-0	.000	3	1	4	5.9	1	0	4	0	0	0	4.0	
at Pittsburgh	02/03/2024	*	19:43	1-5	.200	0-0	.000	2-2	1.000	1	1	2	5.7	0	1	1	1	0	4	4.0	
at Duke	02/07/2024	*	22:57	3-4	.750	0-0	.000	0-0	.000	3	3	6	5.7	3	1	3	1	0	6	4.1	
Virginia Tech	02/10/2024	*	25:19	4-7	.571	0-0	.000	3-3	1.000	3	3	6	5.7	3	1	2	0	0	11	4.5	
Georgia Tech	02/14/2024	*	28:55	0-0	.000	0-0	.000	6-7	.857	3	4	7	5.8	2	1	0	1	0	6	4.5	
at Louisville	02/21/2024	*	28:48	1-4	.250	0-1	.000	0-0	.000	2	4	6	5.8	3	2	0	3	0	2	4.4	
at Syracuse	02/24/2024	*	17:13	3-3	1.000	0-0	.000	2-2	1.000	0	2	2	5.6	2	0	2	0	0	8	4.6	
Wake Forest	02/27/2024	*	24:56	1-3	.333	0-0	.000	0-0	.000	1	2	3	5.5	2	1	1	1	1	2	4.5	
Clemson	03/02/2024	*	10:26	0-2	.000	0-1	.000	0-0	.000	0	2	2	5.4	5	0	2	0	1	0	4.3	
at North Carolina	03/05/2024	*	15:40	1-4	.250	0-0	.000	1-2	.500	2	1	3	5.3	4	0	3	0	0	3	4.2	
at Virginia Tech	03/09/2024	*	18:01	2-2	1.000	0-0	.000	0-0	.000	1	4	5	5.3	2	2	0	0	1	4	4.2	
vs Georgia Tech	03/12/2024	*	32:46	1-1	1.000	0-0	.000	9-10	.900	4	5	9	5.4	1	0	1	0	0	11	4.5	
vs Wake Forest	03/13/2024	*	30:16	0-3	.000	0-0	.000	1-2	.500	3	3	6	5.4	3	0	3	0	2	1	4.3	
Totals			27	703:16	37-99	.374	1-8	.125	51-67	.761	59	98	157	5.4	70	20	43	20	10	126	4.3

Player Averages

Games Played	Minutes/game	Points/game	FG Pct	3FG Pct	FT Pct	Rebounds/game	Assists/game	Turnovers/game	Assist/Turnover ratio	Steals/game	Blocks/game
29	24.3	4.3	37.4	12.5	76.1	5.4	0.7	1.5	0.5	0.3	0.7

CAREER STATS

SEASON	TEAM	GP-GS	MIN/AVG	Field Goals		3-Point		F-Throws		Rebounds				Scoring						
				FG-FGA	FG%	3FG-3FGA	3FG%	FT-FTA	FT%	OFF	DEF	TOT	AVG	PF-FO	A	TO	BLK	STL	PTS	AVG
2022-23	PSU	37-26	529/14.3	52-100	.520	1-5	.200	22-37	.595	39	89	128	3.5	76-0	17	33	17	6	127	3.4
2023-24	ND	29-27	703/24.3	37-99	.374	1-8	.125	51-67	.761	59	98	157	5.4	70-1	20	43	20	10	126	4.3
TOTAL FOR ND	29-27	703/24.3	37-99	.374	1-8	.125	51-67	.761	59	98	157	5.4	70-1	20	43	20	10	126	4.3	
TOTAL	66-53	1232/18.7	89-199	.447	2-13	.154	73-104	.702	98	187	285	4.3	146-1	37	76	37	16	253	3.8	



20 J.R. KONIECZNY

SENIOR | GUARD

@thejrkonieczny @TheJrKonieczny

Height	6-7
Eligibility	Junior
Hometown	South Bend, IN

Season Highs

Pts
Rebs
FGM
FGA
3FGM
3FGA
FTM
FTA
Ast
Blk
Stl

Career Highs

Pts	18, 2x last vs. Citadel, 12/19/23
Rebs	11, 2x last at Georgia Tech, 1/9/24
FGM	7, 2x last vs Citadel, 12/19/23
FGA	18 vs Citadel, 12/19/23
3FGM	4, 2x last vs. Virginia, 12/30/23
3FGA	9 vs Miami, 1/24/24
FTM	7 vs. Western Michigan, 12/5/23
FTA	7 vs. Western Michigan, 12/5/23
Ast	3 vs. Maryland Eastern Shore, 11/22/23
Blk	2 vs. Duke, 1/6/24
Stl	3 vs Boston College, 1/27/24

Double Figure Scoring0	Double Figure Scoring11
20+ Point Games0	20+ Point Games0
Double-Figure Rebounds0	Double-Figure Rebounds4
Double-Doubles0	Double-Doubles4

Senior Season (2024-25)

Junior Season (2023-24)

- Coach Shrews often said, "J.R. brings such a joy to the game." Classic hustle-play guy.
- Played in 32 games with 19 starts. Averaged 22.7 min.
- Shot 33.0 percent from deep. Higher percentage in ACC play -- 40.6 percent.
- Averaged 7.4 points and 4.0 rebounds in ACC play. Shot 39.5 percent from the field.
- Led the team in double-doubles with 4.
- Team-wise: 3rd most rebounds (4.5), 3rd most O-boards (1.4)
- Perfect 4-for-4 shooting night at Louisville (2/21) to secure 9 points to go with his 5 rebounds.
- 10-point, 11-rebound, double-double at Georgia Tech on Jan. 9. 11 rebounds tied his career high.
- A career high four made three-pointers in a 14-point showing at #8 Miami (12/2).
- Man possessed to start the Virginia game, starting 4-for-4 from three and 6-for-6 from the field. Scored all 17 of his points in the first half to give the Irish a demanding 17-point lead by halftime.
- A breakout week at the Legends Classic for Konieczny. He produced back-to-back double-doubles in games against Auburn and Oklahoma St. He averaged 14.5 points and 10.5 rebounds. He also earned his first career start in the win over OKST (11/17).
- Against Auburn (11/16): First Irish double-double off the bench since Nate Laszewski at Miami on Jan. 24, 2021.

2023-24 GAME-BY-GAME


Opponent	Date	GS	MIN	Total			3-Pointers		Free throws		Rebounds				PF	A	TO	BLK	STL	PTS	AVG
				FG-FGA	PCT	3FG-3FGA	PCT	FT-FTA	PCT	OFF	DEF	TOT	AVG								
Niagara	11/06/2023		13:35	2-3	.667	0-1	.000	0-0	.000	0	2	2	2.0	2	0	0	1	4	4.0		
Western Caro.	11/11/2023		07:15	0-0	.000	0-0	.000	0-0	.000	0	1	1	1.5	1	1	1	0	0	2.0		
vs Auburn	11/16/2023		29:33	7-11	.636	0-3	.000	4-5	.800	6	5	11	4.7	1	0	1	1	18	7.3		
vs Oklahoma St.	11/17/2023	*	34:37	3-7	.429	2-5	.400	3-4	.750	2	8	10	6.0	2	1	0	0	11	8.3		
UMES	11/22/2023	*	24:20	3-5	.600	1-2	.500	0-0	.000	0	5	5	5.8	2	3	1	1	2	7	8.0	
at South Carolina	11/28/2023	*	33:15	3-11	.273	2-6	.333	3-4	.750	0	2	2	5.2	1	0	0	0	11	8.5		
at Miami (FL)	12/02/2023	*	35:06	4-9	.444	4-7	.571	2-2	1.000	2	3	5	5.1	1	1	1	1	0	14	9.3	
Western Mich.	12/05/2023	*	28:04	1-6	.167	0-4	.000	7-7	1.000	1	4	5	5.1	0	0	1	0	1	9	9.3	
at Marquette	12/09/2023	*	23:23	2-8	.250	1-5	.200	2-2	1.000	1	4	5	5.1	2	1	2	1	2	7	9.0	
Georgetown	12/16/2023	*	26:15	6-13	.462	0-6	.000	1-1	1.000	3	5	8	5.4	1	1	1	0	1	13	9.4	
The Citadel	12/19/2023	*	32:27	7-18	.389	1-5	.200	3-4	.750	6	4	10	5.8	3	1	1	1	2	18	10.2	
Marist	12/22/2023	*	30:51	1-3	.333	1-1	1.000	2-2	1.000	3	2	5	5.8	0	1	1	0	0	5	9.8	
Virginia	12/30/2023	*	31:59	6-8	.750	4-5	.800	1-2	.500	1	7	8	5.9	1	1	2	0	0	17	10.3	
NC State	01/03/2024	*	25:35	2-6	.333	1-4	.250	0-0	.000	1	4	5	5.9	3	2	2	0	0	5	9.9	
Duke	01/06/2024	*	17:35	1-4	.250	0-1	.000	0-0	.000	0	3	3	5.7	2	0	3	2	1	2	9.4	
at Georgia Tech	01/09/2024	*	37:29	3-6	.500	1-3	.333	3-4	.750	3	8	11	6.0	1	0	2	1	2	10	9.4	
Florida St.	01/13/2024	*	29:39	4-8	.500	2-5	.400	1-3	.333	1	3	4	5.9	2	1	5	0	2	11	9.5	
at Boston College	01/15/2024	*	27:24	2-7	.286	2-3	.667	2-2	1.000	1	1	2	5.7	3	0	2	0	0	8	9.4	
Miami (FL)	01/24/2024	*	32:31	5-15	.333	3-9	.333	0-0	.000	0	6	6	5.7	3	0	0	0	1	13	9.6	
Boston College	01/27/2024	*	34:59	5-16	.313	2-8	.250	3-3	1.000	4	4	8	5.8	1	0	1	0	3	15	9.9	
at Virginia	01/31/2024	*	20:45	1-6	.167	1-3	.333	0-0	.000	2	5	7	5.9	1	0	1	0	0	3	9.6	
at Pittsburgh	02/03/2024	*	30:06	1-8	.125	1-5	.200	2-2	1.000	0	2	2	5.7	4	1	3	0	0	5	9.4	
at Duke	02/07/2024		17:54	1-4	.250	0-1	.000	0-0	.000	2	1	3	5.6	1	1	1	0	1	2	9.0	
Virginia Tech	02/10/2024		11:15	2-5	.400	0-2	.000	0-0	.000	0	1	1	5.4	0	0	0	0	0	4	8.8	
Georgia Tech	02/14/2024		16:48	3-8	.375	2-4	.500	0-0	.000	1	1	2	5.2	1	0	0	0	0	8	8.8	
at Louisville	02/21/2024		10:03	4-4	1.000	1-1	1.000	0-0	.000	1	4	5	5.2	0	0	1	0	0	9	8.8	
at Syracuse	02/24/2024		06:40	1-2	.500	0-0	.000	0-0	.000	0	0	0	5.0	1	0	0	0	0	2	8.6	
Clemson	03/02/2024		09:55	2-4	.500	1-2	.500	0-0	.000	0	1	1	4.9	0	0	0	0	2	5	8.4	
at North Carolina	03/05/2024		20:17	2-3	.667	1-1	1.000	2-2	1.000	1	2	3	4.8	2	1	0	0	0	7	8.4	
at Virginia Tech	03/09/2024		03:06	0-1	.000	0-0	.000	0-0	.000	0	0	0	4.7	1	0	0	0	0	0	8.1	
vs Georgia Tech	03/12/2024		06:25	1-1	1.000	0-0	.000	0-0	.000	1	0	1	4.5	1	0	0	0	0	2	7.9	
vs Wake Forest	03/13/2024		15:49	0-2	.000	0-1	.000	0-0	.000	2	2	4	4.5	1	1	0	1	1	0	7.7	
Totals			19	724:55	85-212	.401	34-103	.330	41-49	.837	45	100	145	4.5	45	18	33	8	23	245	7.7

Player Averages

Games Played	Minutes/game	Points/game	FG Pct	3FG Pct	FT Pct	Rebounds/game	Assists/game	Turnovers/game	Assist/Turnover ratio	Steals/game	Blocks/game
32	22.7	7.7	40.1	33.0	83.7	4.5	0.6	1.0	0.5	0.7	0.3

CAREER STATS

SEASON TEAM	GP-GS	MIN/AVG	Field Goals			3-Point		F-Throws		Rebounds				Scoring					
			FG-FGA	FG%	3FG-3FGA	3FG%	FT-FTA	FT%	OFF	DEF	TOT	AVG	PF-FO	A	TO	BLK	STL	PTS	AVG
2021-22 ND	7-0	23/3.3	5-6	.833	1-1	1.000	0-0	.000	0	1	1	0.1	4-0	1	2	1	3	11	1.6
2023-24 ND	32-19	725/22.7	85-212	.401	34-103	.330	41-49	.837	45	100	145	4.5	45-0	18	33	8	23	245	7.7
TOTAL	39-19	748/19.2	90-218	.413	35-104	.337	41-49	.837	45	101	146	3.7	49-0	19	35	9	26	256	6.6



21 BURKE CHEBUHAR

GRADUATE | FORWARD

@burke.chebuhar @BChebuhar

Height	6-8
Eligibility	Graduate
Hometown	Marietta, GA

Season Highs

Pts
Rebs
FGM
FGA
3FGM
3FGA
FTM
FTA
Ast
Blk
Stl

Double Figure Scoring 0
20+ Point Games 0
Double-Figure Rebounds 0
Double-Doubles 0

Career Highs

Pts	28 vs Lafayette, 2/10/24
Rebs	12, 2x last at Lafayette, 2/10/24
FGM	8 at Lafayette, 3/7/24
FGA	11, 2x last at Lafayette, 3/7/24
3FGM	6 at Lafayette, 3/7/24
3FGA	7 at Lafayette, 3/7/24
FTM	16 vs Lafayette, 2/10/24
FTA	19 vs Lafayette, 2/10/24
Ast	6 at Lafayette, 3/7/24
Blk	1, 10x last vs Colgate, 3/2/24
Stl	2, 3x last vs Bucknell, 1/10/24

Double Figure Scoring 10
20+ Point Games 3
Double-Figure Rebounds 4
Double-Doubles 3

AT NOTRE DAME

Graduate Season (2024-25)

AT LEHIGH

Senior Season (2023-24)

Saved his best season for last at Lehigh, averaging 7.5 points and 5.0 rebounds

Started in 22 games while appearing in all 32

Led the Mountain Hawks in rebounding 11 times while producing 10 double-digit scoring games, with three of 20+

He produced a team-best four double-doubles.

Shot 46.2 percent from the floor, 32.1 percent from deep and 76.7 percent from the free-throw line.

Set a career-high in Lehigh's 94-90 double overtime win over Lafayette with 28 points. He shot 16-19 from the free throw line in the game and hit the shot to force OT and the free throws in double OT to clinch the victory.

Against Lafayette in the Patriot League quarterfinal, Chebuhar scored a game-high 22 points, dished out a career-high six assists and posted career-highs in field goal attempts/makes (8-11) and three-point attempts/ makes (6-7).


At Holy Cross, Chebuhar secured a 20-point, 10-rebound double-double.

2023-24 GAME-BY-GAME

Date	Opponent	GS	MIN	FGM/A	%	3FG/A	%	FTM/A	%	OFF	DEF	TOT	AVG	PF	AST	T/O	BLK	STL	PTS	AVG
11/06/23	Cornell		9	0-1	.000	0-1	.000	0-0	.000	0	2	2	2.0	1	2	1	0	0	0	0.0
11/10/23	at Penn St.		2	0-0	.000	0-0	.000	0-0	.000	0	0	0	1.0	0	0	0	0	0	0	0.0
11/12/23	at North Carolina		17	2-5	.400	2-4	.500	0-0	.000	1	1	2	1.3	3	2	0	1	0	6	2.0
11/16/23	SUNY Oneonta		10	1-2	.500	0-1	.000	0-0	.000	1	1	2	1.5	1	0	2	0	0	2	2.0
11/21/23	at Monmouth		11	1-2	.500	0-1	.000	0-1	.000	1	1	2	1.6	0	0	0	0	0	2	2.0
11/24/23	at Providence		14	1-2	.500	1-1	1.000	0-0	.000	0	2	2	1.7	1	0	1	0	0	3	2.2
11/29/23	Saint Francis (PA)		15	1-2	.500	0-1	.000	2-2	1.000	2	1	3	1.9	2	0	0	0	1	4	2.4
12/02/23	at UMBC		25	4-7	.571	0-2	.000	3-5	.600	2	4	6	2.4	1	0	0	0	1	11	3.5
12/09/23	Cairn		13	2-5	.400	0-3	.000	1-1	1.000	0	2	2	2.3	2	1	2	0	1	5	3.7
12/21/23	at Boston College		18	1-6	.167	0-4	.000	2-2	1.000	0	3	3	2.4	0	0	2	0	1	4	3.7
12/30/23	at Marist	*	17	1-4	.250	1-3	.333	0-0	.000	0	1	1	2.3	2	0	2	1	1	3	3.6
01/03/24	at American	*	18	2-5	.400	2-4	.500	1-2	.500	1	4	5	2.5	0	1	0	0	0	7	3.9
01/06/24	at Loyola Maryland	*	29	1-6	.167	1-4	.250	1-2	.500	0	4	4	2.6	4	2	0	1	2	4	3.9
01/10/24	Bucknell	*	27	3-6	.500	0-1	.000	4-4	1.000	3	9	12	3.3	4	1	2	1	2	10	4.4
01/13/24	Holy Cross	*	30	0-6	.000	0-3	.000	0-2	.000	1	8	9	3.7	2	0	0	0	0	0	4.1
01/17/24	at Navy	*	9	0-1	.000	0-0	.000	0-1	.000	0	1	1	3.5	2	1	2	0	0	0	3.8
01/20/24	American	*	27	2-5	.400	1-3	.333	2-2	1.000	0	5	5	3.6	0	3	3	0	0	7	4.0
01/22/24	at Colgate	*	27	1-6	.167	0-4	.000	1-2	.500	0	5	5	3.7	3	1	0	0	1	3	3.9
01/27/24	at Holy Cross	*	31	7-9	.778	0-1	.000	6-6	1.000	2	8	10	4.0	2	1	2	1	0	20	4.8
01/31/24	Navy	*	26	2-5	.400	1-4	.250	2-3	.667	1	5	6	4.1	3	0	3	0	1	7	4.9
02/03/24	at Boston U.	*	29	5-7	.714	1-2	.500	0-1	.000	1	4	5	4.1	0	0	0	0	0	11	5.2
02/07/24	Army West Point	*	17	1-1	1.000	1-1	1.000	2-2	1.000	0	4	4	4.1	2	0	2	1	0	5	5.2
02/10/24	Lafayette	*	37	6-10	.600	0-2	.000	16-19	.842	2	2	4	4.1	3	1	1	0	1	28	6.2
02/12/24	at Bucknell	*	35	5-5	1.000	1-1	1.000	3-3	1.000	3	5	8	4.3	0	1	2	0	2	14	6.5
02/17/24	Loyola Maryland	*	32	5-9	.556	2-3	.667	2-3	.667	5	3	8	4.4	2	2	4	0	1	14	6.8
02/21/24	at Army West Point	*	22	3-4	.750	1-2	.500	4-4	1.000	0	4	4	4.4	1	2	1	1	1	11	7.0
02/24/24	at Lafayette	*	34	5-11	.455	3-6	.500	3-4	.750	2	10	12	4.7	1	2	2	1	1	16	7.3
02/28/24	Boston U.	*	23	1-3	.333	1-2	.500	1-2	.500	0	4	4	4.7	4	0	3	0	1	4	7.2
03/02/24	Colgate	*	31	3-9	.333	1-4	.250	0-0	.000	0	7	7	4.8	1	0	0	1	0	7	7.2
03/07/24	at Lafayette	*	33	8-11	.727	6-7	.857	0-0	.000	0	7	7	4.8	1	6	0	0	1	22	7.7
03/10/24	at Boston U.	*	35	2-9	.222	1-6	.167	0-0	.000	1	9	10	5.0	4	4	0	0	1	5	7.6
03/13/24	at Colgate	*	27	3-7	.429	0-3	.000	0-0	.000	0	6	6	5.0	1	0	0	0	1	6	7.5
Total			730	79-171	.462	27-84	.321	56-73	.767	29	132	161	5.0	53	33	37	9	21	241	7.5

CAREER STATS

SEASON	TEAM	GP-GS	MIN/AVG	Field Goals		3-Point		F-Throws		Rebounds				Scoring							
				FG-FGA	FG%	3FG-3FGA	3FG%	FT-FTA	FT%	OFF	DEF	TOT	AVG	PF-FO	A	T	BLK	STL	PTS	AVG	
2021-22	Lehigh	11-0	17/1.5	2-4	.500	2-3	.667	4-6	.667	1	0	1	0.1	1-0	1	1	0	1	10	0.9	
2022-23	Lehigh	11-0	24/2.2	2-8	.250	1-5	.200	0-2	.000	2	3	5	0.5	0-0	2	1	1	1	5	0.5	
2023-24	Lehigh	32-22	729/22.8	79-171	.462	27-84	.321	56-73	.767	29	132	161	5.0	53-0	33	37	9	21	241	7.5	
TOTAL FOR ND		0-0	0/0.0	0-0	.000	0-0	.000	0-0	.000	0	0	0	0.0	0-0	0	0	0	0	0	0	0.0
TOTAL		54-22	770/14.3	83-183	.454	30-92	.326	60-81	.741	32	135	167	3.1	54-0	36	39	10	23	256	4.7	



25 NIKITA KONSTANTYNOVSKIY

GRADUATE | FORWARD

@konstyk_n12	@Konstyk_n
Height	6-10
Eligibility	Graduate
Hometown	Kyiv, Ukraine

Season Highs

Pts
Rebs
FGM
FGA
3FGM
3FGA
FTM
FTA
Ast
Blk
Stl

Career Highs

Pts	22, 2x	last vs. Stony Brook, 2/17/24
Rebs	20	vs. Stony Brook, 2/17/24
FGM	9, 2x	last vs Stony Brook, 2/17/24
FGA	14	vs NIU, 12/9/23
3FGM
3FGA	1	vs N.C. A&T, 2/24/24
FTM	7	vs. Rider, 12/16/23
FTA	8	vs. Rider, 12/16/23
Ast	3	vs. NIU, 12/9/23
Blk	3, 3x	last vs. Towson, 1/4/24
Stl	2, 4x	last vs N.C. A&T, 2/24/24

Double Figure Scoring	0
20+ Point Games	0
Double-Figure Rebounds	0
Double-Doubles	0
Double Figure Scoring	13
20+ Point Games	3
Double-Figure Rebounds	9
Double-Doubles	6

2023-24 GAME-BY-GAME

Date	Opponent	GS	MIN	FGM/A	%	3FG/A	%	FTM/A	%	OFF	DEF	TOT	AVG	PF	AST	T/O	BLK	STL	PTS	AVG
11/06/23	at George Mason	*	17	0-9	.000	0-0	.000	0-0	.000	2	3	5	5.0	3	1	1	3	1	0	0.0
11/10/23	at West Virginia	*	21	3-5	.600	0-0	.000	0-0	.000	2	5	7	6.0	4	0	3	1	1	6	3.0
11/18/23	Princeton	*	16	1-5	.200	0-0	.000	0-0	.000	2	6	8	6.7	3	2	0	0	0	2	2.7
11/21/23	Lehigh	*	26	4-5	.800	0-0	.000	3-4	.750	2	9	11	7.8	5	2	1	1	0	11	4.8
11/24/23	vs Belmont	*	24	9-13	.692	0-0	.000	4-6	.667	3	3	6	7.4	4	2	1	1	0	22	8.2
11/25/23	vs Lafayette	*	23	2-10	.200	0-0	.000	3-4	.750	3	8	11	8.0	2	1	2	1	0	7	8.0
11/26/23	at Penn	*	19	4-7	.571	0-0	.000	0-0	.000	2	4	6	7.7	1	2	1	0	1	8	8.0
11/29/23	at Cornell	*	17	4-6	.667	0-0	.000	0-0	.000	1	2	3	7.1	0	1	0	0	2	8	8.0
12/09/23	NIU	*	28	7-14	.500	0-0	.000	2-2	1.000	5	4	9	7.3	3	3	0	0	0	16	8.9
12/12/23	at Seton Hall	*	17	1-3	.333	0-0	.000	1-4	.250	2	2	4	7.0	3	1	1	1	1	3	8.3
12/16/23	Rider	*	33	7-9	.778	0-0	.000	7-8	.875	3	7	10	7.3	3	1	0	2	0	21	9.5
12/21/23	Manhattan	*	27	8-10	.800	0-0	.000	1-1	1.000	5	8	13	7.8	1	0	0	1	0	17	10.1
12/31/23	at Oklahoma	*	24	5-6	.833	0-0	.000	1-2	.500	3	3	6	7.6	2	0	1	0	1	11	10.2
01/04/24	Towson	*	30	1-9	.111	0-0	.000	1-1	1.000	4	5	9	7.7	1	0	3	3	0	3	9.6
01/08/24	Northeastern	*	29	4-6	.667	0-0	.000	0-0	.000	2	7	9	7.8	3	0	1	0	1	8	9.5
01/11/24	at UNCW	*	16	2-2	1.000	0-0	.000	0-0	.000	2	5	7	7.8	3	0	4	0	0	4	9.2
01/13/24	at Col. of Charleston	*	30	6-11	.545	0-0	.000	2-2	1.000	6	4	10	7.9	1	1	3	0	1	14	9.5
01/18/24	at Drexel	*	27	2-4	.500	0-0	.000	2-3	.667	1	4	5	7.7	3	1	1	0	0	6	9.3
01/20/24	Hampton	*	22	6-11	.545	0-0	.000	3-5	.600	5	3	8	7.7	3	1	2	0	2	15	9.6
01/25/24	at Stony Brook	*	21	2-6	.333	0-0	.000	0-0	.000	0	3	3	7.5	1	1	0	1	0	4	9.3
01/27/24	Hofstra	*	15	3-5	.600	0-0	.000	0-0	.000	0	2	2	7.2	4	0	1	1	0	6	9.1
02/01/24	Drexel	*	30	4-8	.500	0-0	.000	1-2	.500	2	6	8	7.3	3	0	1	0	2	9	9.1
02/03/24	at Delaware	*	24	7-11	.636	0-0	.000	0-0	.000	5	3	8	7.3	2	2	1	0	0	14	9.3
02/08/24	William & Mary	*	5	0-1	.000	0-0	.000	0-0	.000	1	1	2	7.1	1	0	0	2	0	0	9.0
02/10/24	at Northeastern	*	19	6-6	1.000	0-0	.000	0-1	.000	1	5	6	7.0	1	0	1	1	0	12	9.1
02/15/24	Campbell	*	21	3-4	.750	0-0	.000	0-3	.000	3	6	9	7.1	2	1	0	0	1	6	9.0
02/17/24	Stony Brook	*	32	9-13	.692	0-0	.000	4-6	.667	7	13	20	7.6	2	1	0	0	0	22	9.4
02/22/24	at Towson	*	27	3-6	.500	0-0	.000	0-0	.000	1	5	6	7.5	1	2	0	0	0	6	9.3
02/24/24	N.C. A&T	*	28	3-9	.333	0-1	.000	1-2	.500	5	7	12	7.7	1	0	0	0	2	7	9.2
02/29/24	at Hampton	*	27	1-8	.125	0-0	.000	1-2	.500	4	10	14	7.9	1	1	2	0	0	3	9.0
03/02/24	at Elon	*	32	4-9	.444	0-0	.000	5-6	.833	5	8	13	8.1	2	2	2	0	1	13	9.2
03/09/24	vs Campbell	*	23	7-11	.636	0-0	.000	1-2	.500	3	6	9	8.1	2	1	0	1	0	15	9.3
03/10/24	vs Col. of Charleston	*	24	4-9	.444	0-0	.000	0-0	.000	2	6	8	8.1	3	0	3	0	0	8	9.3
Total			774	132-251	.526	0-1	.000	43-66	.652	94	173	267	8.1	74	30	36	20	17	307	9.3

CAREER STATS

SEASON	TEAM	Field Goals		3-Point		F-Throws		Rebounds				Scoring								
		GP-GS	MIN/AVG	FG-FGA	FG%	3FG-3FGA	3FG%	FT-FTA	FT%	OFF	DEF	TOT	AVG	PF-FO	A	TO	BLK	STL	PTS	AVG
2021-22	Tulsa	27-9	232/8.6	19-36	.528	0-0	.000	17-27	.630	30	42	72	2.7	34-0	4	17	9	4	55	2.0
2022-23	Tulsa	2-0	10/5.1	1-1	1.000	0-0	.000	0-0	.000	0	2	2	1.0	0-0	0	0	0	0	2	1.0
2023-24	MU	33-32	773/23.4	132-251	.526	0-1	.000	43-66	.652	94	173	267	8.1	74-1	30	36	20	17	307	9.3
TOTAL FOR ND	0-0	0/0.0	0-0	.000	0-0	.000	0-0	.000	0	0	0	0.0	0-0	0	0	0	0	0	0	0.0
TOTAL	62-41	1015/16.4	152-288	.528	0-1	.000	60-93	.645	124	217	341	5.5	108-1	34	53	29	21	364	5.9	

AT NOTRE DAME

Graduate Season (2024-25)

AT MONMOUTH


Senior Season (2023-24)

Averaged 9.3 points and 8.1 rebounds per game, while guiding the Hawks to an 18-15 record with a 10-8 mark in the Coastal Athletic Association (CAA).

Top highlight of last season was an impressive 22-point, 20-rebound performance against Stony Brook. It marked the fourth 20-20 game in program history and the first since 1997 (also Monmouth's last 20-rebound game). It marked the sixth such game in Division I last season.

Notched six double-doubles last season, which ranked ninth in the CAA.

Also ranked fourth in the conference in rebounds per game, as well as second in offensive boards (2.9 – ranked 67th nationally).



41 MATT ALLOCCO

GRADUATE | GUARD

@mattallocco @MattAllocco

Height	6-4
Eligibility	Graduate
Hometown	Hilliard, OH

Season Highs

Pts
Rebs
FGM
FGA
3FGM
3FGA
FTM
FTA
Ast
Blk
Stl

Double Figure Scoring 0
20+ Point Games 0
Double-Figure Rebounds 0
Double-Doubles 0

Career Highs

Pts 25 vs. Dartmouth, 1/15/24
Rebs 12 vs Army, 11/24/22
FGM 10 at Duquesne, 11/15/23
FGA 14, 2x last vs Brown, 3/16/24
3FGM 5, 2x last vs Brown, 3/16/24
3FGA 9 vs Brown, 3/16/24
FTM 9 vs. Cornell, 2/3/23
FTA 10 vs. Cornell, 2/3/23
Ast 8, 2x last at Bucknell, 11/29/23
Blk 2 vs. Northeastern, 11/26/22
Stl 4 vs Furman, 12/2/23

Double Figure Scoring 43
20+ Point Games 7
Double-Figure Rebounds 0
Double-Doubles 0

2023-24 GAME-BY-GAME

DATE	OPPONENT	GS	MIN	FG/A	%	3FG/A	%	FT/A	%	OFF	DEF	TOT	AVG	PF	AST	T/O	BLK	STL	PTS	AVG
11/06/23	vs Rutgers	*	39	9-13	.692	1-2	.500	2-2	1.000	3	6	9	9.0	1	1	4	1	1	21	21.0
11/10/23	at Hofstra	*	38	5-9	.556	1-3	.333	2-2	1.000	0	1	1	5.0	1	3	2	0	0	13	17.0
11/15/23	at Duquesne	*	36	10-13	.769	2-2	1.000	1-2	.500	0	3	3	4.3	3	1	2	0	0	23	19.0
11/18/23	at Monmouth	*	34	6-8	.750	4-5	.800	3-4	.750	0	6	6	4.8	3	2	3	0	0	19	19.0
11/22/23	at Old Dominion	*	36	3-5	.600	2-4	.500	3-3	1.000	0	4	4	4.6	2	6	3	0	1	11	17.4
11/25/23	Northeastern	*	38	6-13	.462	1-5	.200	5-5	1.000	0	2	2	4.2	0	6	1	0	0	18	17.5
11/29/23	at Bucknell	*	39	8-11	.727	4-6	.667	2-2	1.000	0	1	1	3.7	2	8	2	0	1	22	18.1
12/02/23	Furman	*	38	5-12	.417	1-5	.200	2-2	1.000	0	1	1	3.4	3	3	1	0	4	13	17.5
12/05/23	Drexel	*	33	5-9	.556	0-2	.000	2-3	.667	0	3	3	3.3	4	6	2	1	0	12	16.9
12/10/23	at Saint Joseph's	*	39	2-11	.182	2-7	.286	0-0	.000	0	1	1	3.1	2	2	2	0	0	6	15.8
12/13/23	Bryn Athyn	*	5	1-1	1.000	1-1	1.000	0-0	.000	0	2	2	3.0	0	1	0	0	0	3	14.6
12/22/23	Delaware Valley	*	8	1-2	.500	0-1	.000	0-0	.000	0	3	3	3.0	0	0	0	0	0	2	13.6
12/30/23	at Delaware	*	38	4-8	.500	2-4	.500	6-7	.857	0	5	5	3.2	2	6	2	0	0	16	13.8
01/06/24	Harvard	*	27	2-7	.286	1-2	.500	0-0	.000	0	2	2	3.1	0	3	0	0	0	5	13.1
01/15/24	Dartmouth	*	37	8-14	.571	5-6	.833	4-4	1.000	0	2	2	3.0	1	5	1	0	1	25	13.9
01/20/24	at Columbia	*	38	4-7	.571	1-2	.500	2-2	1.000	0	4	4	3.1	2	4	2	0	1	11	13.8
01/27/24	at Cornell	*	34	2-7	.286	0-3	.000	3-4	.750	1	2	3	3.1	1	1	2	0	2	7	13.4
02/02/24	at Yale	*	37	1-9	.111	1-5	.200	0-0	.000	0	2	2	3.0	1	4	1	0	0	3	12.8
02/03/24	at Brown	*	33	5-9	.556	0-1	.000	3-3	1.000	1	2	3	3.0	3	2	1	0	0	13	12.8
02/10/24	Penn	*	38	3-5	.600	2-3	.667	1-2	.500	0	0	0	2.9	2	3	1	0	0	9	12.6
02/16/24	Brown	*	40	5-9	.556	0-4	.000	6-6	1.000	3	5	8	3.1	2	6	0	1	3	16	12.8
02/17/24	Yale	*	40	5-12	.417	1-3	.333	7-7	1.000	1	2	3	3.1	1	3	0	0	1	18	13.0
02/23/24	at Harvard	*	33	0-4	.000	0-2	.000	0-0	.000	0	1	1	3.0	2	2	1	0	1	0	12.4

CAREER STATS

SEASON	TEAM	GP-GS	Field Goals				3-Point		F-Throws			Rebounds				Scoring									
			MIN	AVG	FG	FGA	FG%	3FG	3FGA	3FG%	FT	FTA	FT%	OFF	DEF	TOT	AVG	PF	FO	A	TO	BLK	STL	PTS	AVG
2021-22	PU	30-2	644	21.5	45	88	.511	19	42	.452	15	26	.577	16	69	85	2.8	41	1	45	20	2	18	124	4.1
2022-23	PU	32-32	1055	33.0	121	267	.453	46	120	.383	55	74	.743	19	135	154	4.8	64	0	68	45	6	24	343	10.7
2023-24	PU	29-29	975	33.6	126	248	.508	47	110	.427	70	77	.909	12	72	84	2.9	51	0	96	38	3	21	369	12.7
TOTAL FOR ND		0-0	0/0.0	0-0	.000	0-0	.000	0-0	.000	0-0	.000	0	0	0	0.0	0-0	0	0	0	0	0	0	0	0	0.0
TOTAL		91-63	2673	29.4	292	603	.484	112	272	.412	140	177	.791	47	276	323	3.5	156	1	209	103	11	63	836	9.2

Awards

- Two-time Second Team All-Ivy League (2024, 2023)
- Third Team All-MBWA (2024)
- Two-time Ivy League Player of the Week
- Chris Sailer Leadership Award Recipient (2024)
- Jersey Jam MVP (2023)

AT NOTRE DAME

Graduate Season (2024-25)

AT PRINCETON

In The Record Book

- #2, Highest Free Throw Percentage in a Season (min. 40 attempts), 90.9% (2023-24)

Senior Season (2023-24)

Became the eighth player in history to shoot at least 50% from the field, 40% from three and 90% from the free throw line while averaging at least 12 points-per-game and playing at least 30 minutes-per-game

Was the only player in the nation to shoot at least 50% from the field, 40% from three and 90% from the free throw line while appearing in at least 25 games, averaging at least 10 points-per-game and playing least 25 minutes-per-game

Ranked 29th in the nation in true shooting percentage (64.6), 61st in offensive rating (126.5) and 76th in effective field goal percentage (60.0%)

Started all 29 games

Ranked second in the Ivy League in assist/turnover ratio (2.5), third in minutes-per-game (33.7), fourth in three-point percentage (42.7%), sixth in assists-per-game (3.3), and tenth in field goal percentage (50.8%)

Averaged 12.7 points-per-game, 2.9 rebounds and had 21 steals

Made at least two three-pointers in 12 games

Led the team in scoring four times

Scored a career-high 25 points and went 8-for-14 from the field, 5-for-6 from three and 4-for-4 from the free throw line and handed out five assists in a win over Dartmouth on Jan. 15

Finished with 23 points on 10-for-10 shooting from the field and 2-for-2 from three in a victory at Duquesne on Nov. 15

Earned MVP honors at the Jersey Jam after recording 21 points on 9-for-13 shooting from the field and pulling down a career-high nine rebounds on Nov. 6 against Rutgers


TV / RADIO ROSTER



#0 Brady Stevens
Fr. // G // 6-4
Boston, MA
Wellesley



#1 Julian Roper II
Sr. // G // 6-4
Detroit, MI
St. Mary's / Northwestern



#2 Logan Imes
So. // G // 6-4
Zionsville, IN
Zionsville



#3 Markus Burton
So. // G // 5-11
Mishawaka, IN
Penn




#4 Sir Mohammed
Fr. // G // 6-6
Charlotte, NC
Myers Park



#5 Cole Certa
Fr. // G // 6-5
Le Roy, IL
IMG Academy




#7 Tae Davis
Jr. // F // 6-9
Indianapolis, IN
Warren Central / Seton Hall



#10 JT Kelly
Jr. // G // 6-2
Ponte Vedra Beach, FL
Ponte Vedra




#11 Braeden Shrewsberry
So. // G // 6-3
State College, PA
State College Area




#12 Garrett Sundra
Fr. // F // 6-11
Ashburn, VA
Paul VI Catholic




#14 Kebba Njie
Jr. // F // 6-10
Centerville, OH
La Lumiere / Penn St




#15 Thomas Hattan
Jr. // G // 6-2
San Clemente, CA
San Juan Hills




#20 J.R. Konieczny
Sr. // G // 6-7
South Bend, IN
St. Joseph




#21 Burke Chebuhar
Gr. // F // 6-8
Marietta, GA
The Walker School / Lehigh



#22 Thomas Crowe
Sr. // F // 6-7
Macedonia, OH
Archbishop Hoban



#25 Nikita Konstantynovskiy
Gr. // F // 6-10
Kyiv, Ukraine
Northeastern A&M/Tulsa/Monmouth



#41 Matt Allocco
Gr. // G // 6-4
Hilliard, OH
Hilliard Bradley / Princeton



Micah Shrewsberry
Glenn & Stacey Murphy Head Coach
2nd Season at ND
3rd overall as Head Coach



Kyle Getter
Associate Head Coach
2nd Season at ND



Mike Farrelly
Assistant Coach
2nd Season at ND



Ryan Owen
Assistant Coach
2nd Season at ND



Tre Whitted
Assistant to the Head Coach
2nd Season at ND



Grady Eifert
Development & Recruiting Coord.
2nd Season at ND



Brian Snow
Director of Recruiting
2nd Season at ND