



# MEN'S BASKETBALL

2024-25 Season | Game 5

**FIGHTING IRISH MEDIA**  
PRIMARY MEN'S BASKETBALL CONTACT

**Josh Bates**  
jbates2@nd.edu  
574-310-9954

SECONDARY CONTACT

**Aly Prigge**  
aprigge@nd.edu  
419-591-9329



**NOTRE DAME (4-0)**  
vs **ELON (2-2)**

**FRIDAY, NOV. 22**

South Bend, IN | 7:30 pm ET

*Purcell Pavilion (9,149)*

<b>TV Broadcast</b>	ACCNX
<b>TV Crew</b>	Ben Swiderski Luke Zeller
<b>Radio</b>	960 WSBT-AM
<b>Radio Crew</b>	Johnny Soper
<b>Live Stats</b>	StatBroadcast
<b>Social</b>	@ndmbb

## Head Coaches

**NOTRE DAME**  
**MICAH SHREWSBERRY**

Record at School:  
17-20 (2nd Year)

Overall Record:  
54-51 (4th Year)

**ELON**  
**BILLY TAYLOR**

Record at School:  
23-45 (3rd year)

Overall Record:  
237-255 (17th)

## The Series

### OVERALL

Record: ND leads, 2-0

Streak: W2

Last Meeting: W, 94-63, in  
South Bend, on 12/16/06

### IN SOUTH BEND

Record: Same

Streak:

Last Meeting:

## 2024-25 Schedule

**Overall: 4-0 (0-0 ACC)**

Home: 3-0; Away 0-0; Neutral 1-0

Date	Opponent	TV	Time/Result
11/6	Stonehill	ACCNX	W, 89-60
11/11	Buffalo	ACCNX	W, 86-77
11/16	at Georgetown	NBC	W, 84-63
11/19	North Dakota	ACCNX	W, 75-58
11/22	Elon	ACCNX	7:30 pm
11/26	vs. Rutgers#	TBS, Max	10:30 pm
11/28	vs. Houston#	TBS, Max	12:30 am
11/30	TBD#	TBD	TBD
12/3	at Georgia%	ESPNU	7 pm
12/7	Syracuse*	The CW	Noon
12/11	Dartmouth	ACCNX	7 pm
12/22	Le Moyne	ACCN	6 pm
12/31	at Georgia Tech*	ACCN	2:30 pm
1/4	North Carolina*	CBS	Noon
1/8	at NC State*	ESPN2/U	7 pm
1/11	at Duke*	ESPN	Noon
1/13	Boston College*	ACCN	7 pm
1/18	at Syracuse*	ACCN	4 pm
1/25	at Virginia*	ESPN/2	6:30 pm
1/28	Georgia Tech*	ACCN	9 pm
2/1	at Miami*	ESPN2	8 pm
2/4	at Florida St*	ACCN	7 pm
2/8	Virginia Tech*	The CW	1 pm
2/12	at Boston College*	ESPN2/U	9 pm
2/16	Louisville*	ACCN	8 pm
2/19	SMU*	ACCN	7 pm
2/22	Pitt*	The CW	2:15 pm
2/26	at Clemson*	ACCN	7 pm
3/1	at Wake Forest*	The CW	5:30 pm
3/5	Stanford*	ESPN2/U	9 pm
3/8	Cal*	ESPNU	8 pm
3/11-15	ACC Tournament		

\* - Atlantic Coast Conference game

# - Players Era Festival (MGM Grand Garden Arena in Las Vegas)

% - SEC/ACC Challenge

^ - ACC Tournament (Spectrum Center in Charlotte)

## TEAMS BY THE NUMBERS (2024-25)

NOTRE DAME		ELON
83.5	Scoring Offense	83.3
64.5	Scoring Defense	71.0
+19.0	Scoring Margin	+12.3
.530	FG%	.476
.350	FG% Defense	.376
.346	3FG%	.370
.315	3FG% Defense	.358
7.0	3FG Made/Game	10.0
.789	FT%	.737
42.3	Rebounds	44.0
+9.3	Rebound Margin	+10.3
15.5	Assists	13.0
10.8	Turnovers	14.3
-0.5	Turnover Margin	-3.8
5.8	Steals	5.5
2.8	Blocks	4.3



## 2024-25 Notre Dame Men's Basketball TEAM INFORMATION

### NOTRE DAME ROSTER

No.	Name	Pos.	Height	Year	Eligibility	Hometown	Previous School
0	Brady Stevens	G	6-4	Fr.	Fr.	Boston, MA	Wellesley
1	Julian Roper II	G	6-4	Sr.	Sr.	Detroit, MI	St. Mary's / Northwestern
2	Logan Imes	G	6-4	So.	So.	Zionsville, IN	Zionsville
3	Markus Burton	G	6-0	So.	So.	Mishawaka, IN	Penn
4	Sir Mohammed	G	6-6	Fr.	Fr.	Charlotte, NC	Myers Park
5	Cole Certa	G	6-5	Fr.	Fr.	Le Roy, IL	IMG Academy
7	Tae Davis	F	6-9	Jr.	Jr.	Indianapolis, IN	Warren Central / Seton Hall
10	JT Kelly	G	6-3	Jr.	Jr.	Ponte Vedra Beach, FL	Ponte Vedra
11	Braeden Shrewsberry	G	6-4	So.	So.	Granger, IN	State College Area
12	Garrett Sundra	F	6-11	Fr.	Fr.	Ashburn, VA	Paul VI Catholic
14	Kebba Njie	F	6-10	Jr.	Jr.	Centerville, OH	La Lumiere / Penn State
15	Thomas Hattan	G	6-2	Jr.	Jr.	San Clemente, CA	San Juan Hills
20	J.R. Konieczny	G	6-7	Sr.	Jr.	South Bend, IN	St. Joseph
21	Burke Chebuhar	F	6-8	Gr.	Gr.	Marietta, GA	The Walker School / Lehigh
22	Thomas Crowe	F	6-7	Sr.	Sr.	Macedonia, OH	Archbishop Hoban
25	Nikita Konstantynovskiy	F	6-10	Gr.	Gr.	Kyiv, Ukraine	Northeastern A&M / Tulsa / Monmouth
41	Matt Allocco	G	6-4	Gr.	Gr.	Hilliard, OH	Hilliard Bradley / Princeton

### COACHING STAFF

Glenn & Stacey Murphy Men's Basketball Head Coach	Micah Shrewsberry	Hanover '99	2nd Season
Associate Head Coach	Kyle Getter	Hanover '01	2nd Season
Assistant Coach	Mike Farrelly	St. Joseph's '03	2nd Season
Assistant Coach	Ryan Owens	Southern Indiana '00	2nd Season
Tre Whitted	Assistant to the Head Coach	Marshall '07	2nd Season
Grady Eifert	Development & Recruiting Coord.	Purdue '19	2nd Season
Brian Snow	Director of Recruiting	Ohio State '07	2nd Season
Pat Rogers	Director of Ops	Notre Dame '10	7th Season

### PRONUNCIATION

Kebba Njie	Jai (think hi but with a J)
J.R. Konieczny	Ko-nezz-knee
Logan Imes	Think Dimes without a D
Konstantynovskiy	Con-stan-tee-nov-ski
Matt Allocco	Uh-lock-O
Burke Chebuhar	Cheb-uh-harr
Tae Davis	Tay
Mike Farrelly	Fair-uh-lee

### Team Information

#### CURRENT TEAM

Conference	Atlantic Coast
Home Arena (Capacity)	Purcell Pavilion (9,149)
Starters Returning/Lost	4/1
Total Returning/Lost	7/4
Newcomers	7

#### ND MEN'S BASKETBALL

First Season	1897
Full Seasons	121
All-Time Record	1967-1111-2 (.641)
NCAA Appearances/Record	37 / 41-42
First/Last NCAA Appearance	1953 / 2022
ACC Member	2013-14 - present
ACC Regular Season	96-110 (.466)
ACC Tournament	12-9 (.571)
ACC Tournament Championships	1 (2015)



# 2024-25 Notre Dame Men's Basketball TEAM RANKINGS & NUMBERS

AP Top 25 Week 3		USA Today Coaches Week 3	
#	Team	#	Team
1.	Kansas	1.	Kansas
2.	UConn	2.	UConn
3.	Gonzaga	3.	Auburn
4.	Auburn	4.	Gonzaga
5.	Iowa St	5.	Iowa St
6.	Purdue	6.	Purdue
7.	Houston	7.	Alabama
8.	Alabama	8.	Houston
9.	Kentucky	9.	Tennessee
10.	UNC	10.	Duke
11.	Tennessee	11.	Kentucky
12.	Duke	12.	UNC
13.	Baylor	13.	Creighton
14.	Creighton	14.	Baylor
15.	Marquette	15.	Marquette
16.	Indiana	16.	Cincinnati
17.	Airzona	17.	Arizona
18.	Cincinnati	18.	Indiana
19.	Wisconsin	19.	Florida
20.	Arkansas	20.	St. John's
21.	Florida	21.	Illinois
22.	St. John's	22.	Texas A&M
23.	Texas A&M	23.	Arkansas
24.	Rutgers	24.	Texas Tech
25.	Illinois	25.	Wisconsin

**Others receiving votes:**  
Texas Tech 109, Ole Miss 103, Xavier 89, BYU 27, UCF 21, VCU 17, Texas 17, Michigan State 16, Mississippi State 15, Ohio State 13, Miami 10, Pittsburgh 9, Oregon 7, Memphis 6, Providence 4, Penn State 4, Kansas State 3, Utah State 3, Furman 2, Clemson 2, Arizona State 2, Hofstra 1, Michigan 1, Maryland 1

**Others receiving votes:**  
Rutgers 69, Xavier 48, Ole Miss 44, BYU 28, Saint Mary's 18, Pittsburgh 18, Texas 17, Michigan State 9, Ohio State 8, Mississippi State 5, Oregon 4, Nevada 4, Dayton 3, VCU 2, UCF 2, Wake Forest 2, Providence 1

## By the Numbers

**37**

NCAA  
Tournament bids

**1,967**

Total Program Wins

**3rd**

most 1,000-point  
scorers amongst  
all Division I  
programs

**67**

Irish have gone on to play  
in the NBA

<b>85.6</b>	percent of scoring returning for ND - most by an ACC team
<b>78.9%</b>	from the free-throw line -- 4th in the ACC, 33rd nationally
<b>75+</b>	points in each of first four games. Averaging 83.5 ppg
<b>62.6%</b>	from two-point range - ranks 16th in the country
<b>53.0%</b>	from the field - ranks 14th nationally, 2nd in the ACC. They have shot above 50% in all 4 games
<b>#51</b>	KenPom rating heading into game 5. They ended last year at #118
<b>40.0</b>	points in the paint average
<b>33.0</b>	defensive rebounds/game - ranks 9th nationally, 1st in ACC
<b>27</b>	career high points night for Tae Davis against Buffalo (11/11)
<b>20.5</b>	ppg for Burton this season
<b>18th</b>	Allocco ranks 18th nationally in both eFG% and true FG%
<b>17.5</b>	ppg for Burton last season - 3rd highest amongst ACC returning players
<b>10th</b>	projected to finish 10th in the ACC. Irish look to defy expectations once again
<b>6.5</b>	assist-to-turnover ratio for Allocco - 20th in the country
<b>Top-5</b>	recruiting class ranking for Coach Shrews. Highest for ND in modern era
<b>4</b>	green games for the Irish this season starting with Syracuse on Dec. 7
<b>1st</b>	Burton was named to the Preseason All-ACC First Team
<b>1st</b>	Markus Burton became the program's first ACC Rookie of the Year.

## National Rankings

2024-25 Notre Dame Team Rankings					
Statistic	Nat'l Rank	Conf Rank	Value	Nat'l Leader	Value
Effective FG%	41	4	.589	Texas Tech	.675
FG%	14	2	.530	Tennessee	.581
FG% Defense	21	3	.350	Ohio St	.295
FT%	33	4	.789	Wisconsin	.886
Def Reb/Game	9	1	33.0	Western Carolina	36.0

2024-25 Notre Dame Player Rankings					
Statistic	Player	Nat'l Rank	Conf Rank	Value	
Points/Game	Markus Burton	41	3	20.5	
A/TO Ratio	Matt Allocco	20	4	6.5	



## 2024-25 Notre Dame Men's Basketball

# NOTRE DAME IN THE ACC

### ACC Standings

Predicted Order	Standings (I)
1. Duke	
2. North Carolina	
3. Wake Forest	
4. Clemson	
5. Virginia	
6. Miami	
7. Pitt	
8. NC State	
9. Louisville	
10. Notre Dame	
11. Syracuse	
12. Georgia Tech	
13. SMU	
14. Virginia Tech	
15. Florida St	
16. Cal	
17. Stanford	
18. Boston College	

### 2024-25 PRESEASON ACC AWARDS

First Team	Second Team
RJ Davis, UNC	Ian Schieffelin, CLEM
Hunter Sallis, WF	Chase Hunter, CLEM
Cooper Flagg, DUKE	Jamir Watkins, FSU
<b>Markus Burton, ND</b>	Baye Ndongo, GT
Nijel Pack, MIAMI	Ishmael Leggett, PITT
Player of the Year	Rookie of the Year
RJ Davis, UNC	Cooper Flagg, DUKE

### ACC Stat Rankings

2024-25 Team ACC Rankings		
Team Stats	ACC Games	All Games
Scoring Offense		83.5 (7)
Scoring Defense		64.5 (7)
Scoring Margin		+19.0 (8)
FT Percentage		.789 (4)
FG Percentage		.530 (2)
FG Pct. Defense		.350 (3)
3-FG Percentage		.346 (11)
3-FG Pct. Defense		.315 (10)
Rebounding Offense		42.3 (7)
Rebounding Defense		33.0 (6)
Rebounding Margin		+9.3 (6)
Blocked Shots		2.8 (17)
Assists		15.6 (9)
Steals		5.8 (13)
Turnover Margin		-0.5 (15)
Assist/TO Ratio		1.4 (9)
Offensive Rebounds		9.3 (17)
Defensive Rebounds		33.0 (1)
3-FG Made		7.0 (14)

2024-25 Individual ACC Rankings			
Indiv. Leaders	Stat	ACC	All
<b>Burton</b>	Scoring		20.5 (3)
	Assists		5.3 (6)
	FT%		.882 (9)
	A/TO		3.5 (9)
	D-Reb		6.0 (10)
<b>Davis</b>	FT%		.875 (10)
<b>Allocco</b>	A/TO		6.5 (4)

### 24-25 ACC Player of the Week

Nov. 11	Jamir Watkins, FSU / Nijel Pack, Miami
Nov. 18	Maxime Raynaud, Stanford

### 24-25 ACC Rookie of the Week

Nov. 11	Kon Knueppel, Duke
Nov. 18	Cooper Flagg, Duke



2024-25 Notre Dame Men's Basketball

# LINEUPS AND STATISTICAL RANKINGS

## Starting Lineups By Game

<b>11.6 STONEHILL</b> Burton Shrewsberry Allocco Davis Njie	<b>12.11 DARTMOUTH</b> - - - - -	<b>2.1 MIAMI</b> - - - - -
<b>11.11 BUFFALO</b> Burton Shrewsberry Allocco Davis Njie	<b>12.22 LE MOYNE</b> - - - - -	<b>2.4 FLORIDA ST</b> - - - - -
<b>11.16 GEORGETOWN</b> Burton Shrewsberry Allocco Davis Njie	<b>12.31 GEORGIA TECH</b> - - - - -	<b>2.8 VIRGINIA TECH</b> - - - - -
<b>11.19 NORTH DAKOTA</b> Burton Shrewsberry Allocco Davis Njie	<b>1.4 NORTH CAROLINA</b> - - - - -	<b>2.12 BOSTON COLLEGE</b> - - - - -
<b>11.22 ELON</b> - - - - -	<b>1.8 NC STATE</b> - - - - -	<b>2.16 LOUISVILLE</b> - - - - -
<b>11.26 RUTGERS</b> - - - - -	<b>1.11 DUKE</b> - - - - -	<b>2.19 SMU</b> - - - - -
<b>11.28 HOUSTON</b> - - - - -	<b>1.13 BOSTON COLLEGE</b> - - - - -	<b>2.22 PITT</b> - - - - -
<b>11.30 VEGAS TBD</b> - - - - -	<b>1.18 SYRACUSE</b> - - - - -	<b>2.26 CLEMSON</b> - - - - -
<b>12.3 GEORGIA</b> - - - - -	<b>1.25 VIRGINIA</b> - - - - -	<b>3.1 WAKE FOREST</b> - - - - -
<b>12.7 SYRACUSE</b> - - - - -	<b>1.28 GEORGIA TECH</b> - - - - -	<b>3.5 STANFORD</b> - - - - -

<b>3.8 CAL</b> - - - -	<b>3.11 ACC TOURNAMENT</b> - - - -
------------------------------------	--

## Starting Lineup by Player

Player	Games Started	
	This Season	Career
Matt Allocco	4	68
Kebba Njie	4	57
Markus Burton	4	37
Tae Davis	4	37
Braeden Shrewsberry	4	19
J.R. Konieczny		19
Julian Roper II		27
Logan Imes		3
Nikita Konstantynovskyi		41
Burke Chebuhar		22

Record When Starting		
Player	2024-25	Irish Career
Burton	4-0	17-20
Davis	4-0	17-18
Njie	4-0	14-17
Shrewsberry	4-0	11-8
Allocco	4-0	4-0
Konieczny		6-13
Roper II		4-8
Imes		0-3



## 2024-25 Notre Dame Men's Basketball

# NOTRE DAME'S RECORD WHEN

### DAY OF THE WEEK

Sunday	
Monday	1-0
Tuesday	1-0
Wednesday	1-0
Thursday	
Friday	
Saturday	1-0

### TIME OF GAME

Day Games (before 6pm local time)	1-0
Night Games (6pm or later local time)	3-0

### LOCATION

Home Games	3-0
Road Games	1-0
Neutral Site	

### HALFTIME SCORE

Leading at the half	3-0
Tied at the half	
Trailing at the half	1-0

### INDIVIDUAL SCORING

Two or fewer double-figure scorers	1-0
Three double-figure scorers	2-0
Four double-figure scorers	1-0
Five or more double-figure scorers	

### REBOUNDING MARGIN

More rebounds than opponent	3-0
Same number of rebounds	
Fewer rebounds than opponent	1-0

### FIELD GOAL SHOOTING

Shot higher percentage than opponent	4-0
Shot same percentage as opponent	
Shot lower percentage than opponent	
Shot 45% or better	4-0
Shot less than 45%	
Hold opponent under 40%	3-0

### FREE-THROW MARGIN

Make more free-throws than opponent	3-0
Make same number of free-throws	1-0
Make fewer free-throws than opponent	

### TURNOVERS

Commit fewer turnovers	2-0
Commit same number of turnovers	
Commit more turnovers	2-0
Single-digit turnovers	

### UNIFORM COMBINATIONS

White jerseys with gold	
White jerseys with navy	3-0
Navy jerseys	1-0
Green jerseys	

### MISCELLANEOUS

vs top-25	
vs top-10	
When ranked higher	
When ranked lower	
Both ranked	
Both unranked	4-0
In overtime games	

### MARGIN OF VICTORY

1-5 points	
6-10 points	1-0
11-15 points	
16-20 points	1-0
21+ points	2-0

### MONTH

November	4-0
December	
January	
February	
March	

### Largest Halftime Lead

17 | Stonehill (46-29), 11/6/24

### Largest Halftime Deficit

2 | Buffalo (38-40), 11/11/24

### Largest Lead

29 | Stonehill (1:18, 2H), 11/6/24

### Largest Deficit

7 | Buffalo (2:23, 1H), 11/11/24

### Largest Deficit Overcome to Win

7 | Buffalo (2:23, 1H), 11/11/24

### Largest Lead Given Out in Loss

- | -

### Most Consecutive Points

17 | Buffalo (11/11/24)

### Most Consecutive Points (Opponent)

9 | Buffalo (11/11/24)

### Lowest Scoring Half

37 | North Dakota (11/19/24)

### Highest Scoring Half

48 | Buffalo (11/11/24)





## 2024-25 Notre Dame Men's Basketball

# LEADING THE IRISH

### LEADING SCORERS

Burton	2
Shrewsberry	1
Davis	1
Allocco	1

### LEADING REBOUNDERS

Burton	2
Njie	1
Davis	1
Konstantynovskyi	1

### LEADERS IN ASSISTS

Burton	3
Allocco	1

### LEADERS IN DOUBLE-FIGURE POINTS

Player	2024-25	Career
Markus Burton	4	34
Braeden Shrewsberry	2	19
Matt Allocco	2	45
Tae Davis	2	19
JR Konieczny	1	12
Kebba Njie	1	5
Julian Roper II		7

### LEADERS IN DOUBLE-FIGURE REBOUNDS

Player	2024-25	Career
Njie	1	4
Konieczny		4
Davis		3
Roper II		1

### 5-5-5 GAMES (AKA "STAT SHEET STUFFERS")

Player	2024-25	Career
Burton	1	6
Allocco	1	4
Davis		1

### DOUBLE-DOUBLES

Player	2024-25	Career
Konieczny		4
Davis		3

### RUNS OF 10 OR BETTER

Opponents	
Notre Dame	3

### POINTS OFF TURNOVERS

	Total	Average
Notre Dame	43	10.8
Opponents	53	13.3

### POINTS IN THE PAINT

	Total	Average
Notre Dame	160	40.0
Opponents	88	22.0

### SECOND CHANCE POINTS

	Total	Average
Notre Dame	38	9.5
Opponents	51	12.8

### FAST BREAK POINTS

	Total	Average
Notre Dame	46	11.5
Opponents	29	7.3

### BENCH SCORING

	Total	Average
Notre Dame	77	19.3
Opponents	69	17.3



# NOTRE DAME SPECIALTY STATS

## SEASON POINT TOTALS (ND)

Date	Opponent	Off TO	Paint	2nd Ch	FBreak	Bench
11/6	Stonehill	8	32	12	12	25
11/11	Buffalo	13	46	5	14	8
11/16	at Georgetown	5	36	15	8	21
11/19	North Dakota	17	46	6	12	23
11/22	Elon					
11/26	vs. Rutgers					
11/28	vs. Houston					
11/30	vs. TBD					
12/3	at Georgia					
12/7	Syracuse					
12/11	Dartmouth					
12/22	Le Moyne					
12/31	at Georgia Tech					
1/4	North Carolina					
1/8	at NC State					
1/11	at Duke					
1/13	Boston College					
1/18	at Syracuse					
1/25	at Virginia					
1/28	Georgia Tech					
2/1	at Miami					
2/4	at Florida St					
2/8	Virginia Tech					
2/12	at Boston College					
2/16	Louisville					
2/19	SMU					
2/22	Pitt					
2/26	at Clemson					
3/1	at Wake Forest					
3/5	Stanford					
3/8	Cal					
3/11	ACC Tournament					





COLLEGE PLAYER OF THE YEAR

# KWANTOCH STRIKES

*Markus #3*

MARKUS  
BURTON

NAISMITH  
TROPHY





### **IRISH OFF TO 4-0 START**

Notre Dame is off to a 4-0 start and will look to stay unblemished heading into their week-long Vegas trip. To do so, they'll have to get through Elon on Friday night. The Irish and Phoenix have only met twice in history with the last being a 94-63 ND victory on Dec. 16, 2006.

What's at stake:

- In Notre Dame's 4-0 start, they have scored 75+ points in each. If they get to 75 points on Friday night, it'll mark the first time they've opened the season with five straight of 75 since the 2009-10 season.
- The Irish have shot over 50% in four consecutive games as well. The last time they shot 50% in five straight to start the year - the 2014-15 season.

### **A BURTON GAME IN GAME 4**

In Notre Dame's 75-58 victory over North Dakota, Burton was a bucket shy of a career-high and rebound shy of his first career double-double. Burton dropped 29 points on 13-of-20 shooting. He also tied his career high in rebounds with nine.

Only player in the country averaging 20+ points, 5+ assists, and 6+ rebounds.

### **NOT LAST YEAR'S OFFENSE**

The Irish are shooting a hot 53.0 percent from the field which ranks 14th nationally and second in the ACC. They are also shooting a blistering 62.6 percent from two, which ranks 16th in the country.

Diving deeper - Notre Dame is one of the best mid-range jump-shooting teams in the country. They are converting 60.7 percent from the mid-range which ranks **seventh nationally**.

CBB Analytics has Notre Dame's offensive rating at 122.3 which ranks 42nd in the country. KenPom's offensive efficiency ranking puts the Irish at No. 55.

### **OTHER NOTABLE STATS**

Notre Dame's overall KenPom ranking is up to No. 51. Keep in mind, they finished last year at No. 118.

Notre Dame's current highest national ranking on NCAA Statistics - defensive rebounds per game. The Irish are averaging 33.0 per game which ranks ninth in the nation and first in the ACC.

Irish are shooting 78.9% from the free-throw line which ranks 33rd nationally and fourth in the ACC.

Lastly, Notre Dame is averaging 40.0 points in the paint, while limiting its opposition to just 22.0 points. ND's 40.0 pts in the paint ranks 44th nationally.

### **TAE'S HOT START**

Tae Davis is averaging the second most points on the team with 14.3 ppg. He's shooting 56.7 percent from the floor.

In the Buffalo victory he poured in a career high 27 points on 7-of-13 shooting. Plus he drained a career best 12-of-13 from free-throw line. Davis got it done in crunch time as well, scoring 13 of Notre Dame's final 15 points. He followed that up with 13 points on 5-of-6 shooting in the Georgetown road win. He grabbed a team high eight boards.

Davis is averaging 7.8 fouls drawn/40 minutes which ranks 48th nationally. With that in mind, Tae has improved his free-throw numbers every season in college and he is off to a great start this season, shooting

87.5 percent (21-24). A season ago Tae was 72.3 percent from the stripe.

### **INTRODUCING MUSH**

If Irish fans weren't familiar with Matt Allocco's game, they were after the Georgetown game. A team high 17 points, team-high seven assists, plus five rebounds. He was nearly a perfect 4-for-5 from three in the first half.

Allocco is both the vocal leader and vet guidance for this young squad. He's a gamer and super competitor. He ranks 18th nationally in both true shooting percentage (80.8) and effective field goal percentage (81.2).

And it's not just his shooting. Allocco ranks 20th in the nation and fourth in the ACC with his 6.5 assist/turnover ratio.

### **FULL TEAM EFFORT**

"We shot 60 percent from the field, we shot 43 percent from three, 92 percent from the free-throw line. We are a really an elite offensive team when we move the ball like this. We had 20 assists on 32 made field goals. That's hard to deal with. It was everybody too and that's what we need to be successful." - Coach Shrews

Game three was the Matt Allocco breakout/spotlight performance. The graduate guard picked up the Irish when they needed him the most in the first half. He went 5-for-6 from the field, 4-for-5 from three, to earn 15 first-half points. Allocco ultimately finished the game with 17 points, a team-high seven assists and five rebounds.

Markus Burton picked up the torch in the second half where he scored 12 of his 16 points. Burton was a perfect 8-for-8 from



## 2024-25 Notre Dame Men's Basketball ARTICLES & STORIES

the free-throw line and dished out five assists.

That duo shone the brightest but everyone had their moment. Braeden Shrewsberry had a solid second half and finished with nine points. Tae Davis continued his strong start to the season with 13 points and eight rebounds. Then there's Kebba Njie with eight points and five boards. Nikita Konstantynovskiy came off the bench and tied Davis for the team-high in rebounds with eight, plus eight points. Burke Chebuhar came off the bench and went 3-for-3 from deep for nine points.

### PRESEASON ACCOLADES FOR BURTON

Point guard Markus Burton looks to continue his ascent in collegiate basketball for his sophomore season. He went from winning Mr. Indiana Basketball as a high school senior to stepping on his home court in Purcell Pavilion and making an immediate impact with the Irish. He won the 2024 ACC Freshman of the Year Award (the first ND player to do so) and also took home Third Team All-ACC honors.

Before the 2024-25 season has officially gotten underway, Burton has collected more awards/recognition. First, the ACC named him a Preseason First Team selection.

**Burton's 17.5 ppg is the third highest returning scoring average in the ACC behind North Carolina's RJ Davis (21.2) and Wake Forest's Hunter Sallis (18.0 ppg).**

Next, it was the Naismith Starting 5 - Bob Cousy Point Guard of the Year Top 20 Preseason Watch List. This prestigious award honors the best point guards in men's college basketball and is presented by the Basketball Hall of Fame. Burton is the first Irish point guard to be named to the Bob Cousy Top-20 Preseason Watch List since Matt Farrell (2017-18 Watch List).

Shortly after, ESPN.com announced its top-100 players ahead of the 2024-25 season. Burton landed at No. 40. They stated: "(Burton) averaged 17.5 PPG as a freshman, finishing with 20 points or more in 11 games. If he can become a consistent threat from the 3-point line (30%), the All-ACC third team pick could mature into one of the expanded conference's best players."

Last but not least, the Naismith Trophy added Burton to their College Player of the

Year Watch List. A total of 50 players were named to the preseason list.

### SHREWSBERRY SIGNS HIGHEST-RATED ND RECRUITING CLAS IN THE MODERN ERA

When Micah Shrewsberry became the Glenn & Stacey Murphy Notre Dame Men's Basketball Head Coach he told fans to jump on now because the train was taking off. Said recruiting train built massive momentum that ultimately materialized in Notre Dame's highest-rated recruiting class in the modern era.

Tommy Ahneman, Ryder Frost, Jalen Haralson and Brady Koehler all signed their Athletic Aid Agreement on Wednesday and officially became Irish. The class is ranked fourth in the nation by 247Sports, fifth by ESPN, fifth by Rivals and sixth by ON3. It's also the top-rated class in the state of Indiana; second overall in the ACC.

"We are very proud of the four who signed with us this morning. They are all tremendous young men and fantastic basketball players who will represent Notre Dame on and off the court at a high level. When we as a staff began focusing on this class, we had a clear vision for what we wanted. We were looking to improve our skill level, size, and athleticism, and we were able to land four of our top priority recruits, in what can only be described as an elite recruiting class." - Coach Shrews

### COACH SHREWS LOOKS TO RECREATE YEAR TWO MAGIC

Last year, Notre Dame was projected to finish dead last in the conference. The Coach Shrewsberry led squad came together and ultimately doubled its ACC win total from the 2022-23 season, finishing 7-13 in league play to earn the 12-seed in the conference tourney. Coach Shrewsberry received several votes for ACC Coach of the Year. This year, the Irish are picked to finish tenth in the ACC and look to defy expectations again.

Now, the rebuild at Notre Dame is obviously quite different from the one at Penn State, but let's look at the year one to year two improvement that Coach Shrews accomplished in Happy Valley.

After a 14-17 first season, Shrewsberry produced a 23-14 mark in 2022-23, just the

12th 20-win season in the 127-year history of Penn State basketball. The Nittany Lions then made their first appearance in the NCAA Tournament since 2011.

Statistically speaking, the 2022-23 squad set the BIG and Penn State single-season team record for three-pointers made in a season with 385. The Nittany Lions compiled a total of five top-15 national statistical rankings.

*Courtesy of Irish Illustrated:  
Penn State*

Category	Year 1	Year 2
Points Per Game	64.6 (326th)	72.2 (162nd)
Field Goal %	43.2 (232nd)	46.3 (69th)
3-Point %	34.2 (163rd)	38.7 (9th)

*\*Notre Dame practiced with a 24-second shot clock to quicken their pace ahead of the 2024-25 season.*

### FROM LEAST TO MOST

When Coach Shrewsberry took over the Notre Dame job, he had to start at the ground-level. In fact, Notre Dame only returned 35 points at this point last year, which equated to 1.6% of scoring returning. That number ranked in the bottom five of Division-I schools. However, this year is quite a different story.

The Irish return the most scoring in the ACC by a landslide. With a solid young core of seven returnees (Markus Burton, Braeden Shrewsberry, Tae Davis, Julian Roper II, J.R. Konieczny, Kebba Njie, Logan Imes), Notre Dame returns 85.6 percent of its scoring. The next highest is Wake Forest at 59.8 percent.

In addition, the Irish return the third highest percentage of minutes in the country at 83.9 percent. Navy (91.3) and Wofford (84.3) hold the top two spots.

### IRISH GO 3-0 IN SPAIN

Every four years at Notre Dame the program is allowed to go on a Foreign Tour. That time had come for the Irish men's hoops squad, as they went on a 10-day trip to Spain. They made stops in Madrid, Valencia and Barcelona and played a game in each city vs. a semi-pro all-star squad. Notre Dame went 3-0 on the trip and here are some highlights:

- Burton recorded 58 points, 12 assists, 11 steals and 17 rebounds in three games



## 2024-25 Notre Dame Men's Basketball ARTICLES & STORIES

- Sundra - 18 points, 24 rebounds
- Davis - 20 points, 20 rebounds
- Shrewsberry - 32 points with eight made triples
- Njie - 24 points, 21 rebounds

### GREEN JERSEY SERIES

When you play over 30 games in a season, you got to wear the Irish greens more than once. Announced via the @NDMBB account on social, the program has picked four ACC games to wear the greens at home:

- Dec. 7 vs. Syracuse - ACC Opener
- Jan. 4 vs. UNC - Irish Wear Green
- Feb. 8 vs. Virginia Tech - 574 Day
- Feb. 22 vs. Pitt - Fan Appreciation

### ACC ROOKIE OF THE YEAR RETURNS FOR MORE

The 2024 ACC Rookie of the Year Markus Burton has trained hard this summer to make year two even better. Last spring, Burton brought home the program's first ACC Rookie of the Year award and third ever Rookie of the Year award of any conference, joining Chris Thomas (2002) and Troy Murphy (1999) - who each won it in the Big East.

Below is a short recap of Burton's stellar and historic rookie campaign:

- His 17.5 ppg led all ACC freshmen
- He ranked 3rd nationally amongst DI freshmen in scoring
- His 577 points set a new ND freshman scoring record, surpassing the previous holder Troy Murphy and his 519 points (1998-99).
- Burton's 17.5 ppg ranked 3rd all-time for a freshman behind Troy Murphy (19.2) and Adrian Dantley (18.3)
- His 63 steals tied Jerian Grant for third most in a single season
- ACC play only rankings: 17.5 points (6th), 2.2 steals (1st), 4.8 assists (3rd).
- Dished out 95 assists in ACC play - ranked as the 4th most by an ND player
- Produced two games with 15+ point, 5+ assists, 5+ steals. Since 1996, only one other Irish player (Chris Thomas) had produced two games in the same regular season with at least 15-5-5.
- Burton averaged the 2nd most points in the ACC from Feb. 24 on aka to the end of the season, averaging 22.1 ppg in that span (over five games). Burton produced a whopping 6 20+ point games in that span, with one of 30+.
- Four-time ACC Rookie of the Week - set a new ND record.

### BEST YOUNG BACKCOURT IN THE ACC

Freshman guards Markus Burton and Braeden Shrewsberry showed no fear in the first year in the ACC. Burton averaged 17.5 points both on the season and in league play, while Shrewsberry was the lone other Irish to finish in double figures, averaging 10.2 points on the year and 11.3 points in ACC play.

With that said, Burton and Shrewsberry became the 9th ACC freshmen duo in league history to rank No. 1 and No. 2 for their team in scoring, proving the future is bright in South Bend.

**There is only one scoring duo in the ACC that returns a higher combined number than Burton's and Shrewsberry's 27.7 ppg and that's Wake Forest's Hunter Sallis and Cameron Hildreth.** That duo return a combined 31.8 ppg.

Burton and Shrewsberry also proved they aren't afraid of a hostile environment. In true road games, Burton and Shrewsberry averaged 16.3 points and 12.8 points, respectively.

Lastly, don't forget that this duo went off in the nation's capital for the first round of the ACC Tournament in the win over Georgia Tech. Shrewsberry scored a team-high 23 points, shooting 8-of-12 from the field, including 5-of-8 from three-point range. Four of Shrewsberry's threes came in the second half. It marked his third game of 20+ that season. Next, Burton followed right behind with 21 points on 8-of-15 shooting. Burton also tied his season high in assists with eight.

### SHARPSHOOTER SHREWS

Speaking of Braeden Shrewsberry, he joined Burton in the Notre Dame record book after lighting it up from three in ACC play last year.

Shrewsberry knocked down 55 three-pointers in league play, breaking the Notre Dame ACC record. The previous record was 51 held by Prentiss Hubb, Matt Farrell and V.J. Beachem.

Those 55 threes in ACC play also tied for the fourth most amongst league players for the 2023-24 season.

Shrewsberry ultimately converted 78 made threes on the year which were the

2nd most nationally by a freshman. His 2.4 made threes/game were 2nd nationally by a freshman as well.

As far as individual games - Shrewsberry tied the program record for made three-pointers by a freshman after draining seven against the Louisville Cardinals. He tied the likes of Pat Connaughton, Chris Thomas and Ryan Hoover.

### NON-STOP SUMMER FOR SHREWS

There was no time off or time wasted for Coach Shrewsberry this summer. We've already broached his recruiting efforts, but he also found time to serve as an assistant coach on the U.S. U18 squad during their gold medal run at the 2024 FIBA U18 Americup. The U18 USA squad spent the first week in June competing in Buenos Aires, ultimately downing Brazil to take the top seed in Group B. The U.S. then cruised past Canada in the semifinals to soar right into the gold-medal game where they defeated Argentina 110-70.

A day after landing back in the States, Coach Shrews hopped on a plane to Boston to catch game five of the NBA Finals. Coach got to celebrate with his former players and staff in the locker room afterwards and has the championship goggles hanging in his office. You can find a video on the NDMBB social accounts of Coach Shrews congratulating his former protegee and NBA Finals MVP Jalen Brown.

### SHREWSBERRY/STEVENS CONNECTION

Celebrating Boston's NBA Title is a great segue into the long-standing friendship between the Shrewsberry and Stevens family.

The connection with Brad Stevens and Micah Shrewsberry dates back to their days at Butler. Then again for six years together with the Boston Celtics. Braeden Shrewsberry states he's been friends with Brady Stevens (Brad's son and now freshman walk-on on the team) for as long as he can remember. Braeden also claimed to be Notre Dame's top recruiter when Brady was deciding on a college.

### THE NEW ADDITIONS

Now let's talk about the new pieces starting with the incoming freshman class. ESPN's final recruiting class rankings had the incoming Irish trio at 19th in the country and



## 2024-25 Notre Dame Men's Basketball

1st in the state of Indiana.

### **Cole Certa**

*(6-5, Guard, from Le Roy, IL)*

Certa was ranked 89th overall in the country by ESPN. He transferred to IMG Academy in Florida for his senior year, where he averaged 8.3 points, 3.0 rebounds and 1.5 assists. He helped IMG achieve a 20-9 overall record.

### **Sir Mohammed**

*(6-6, Guard, from Charlotte, NC)*

Mohammed is Coach Shrewsberry's highest rated recruit, coming in at No. 43 nationally by 247 Sports and 57th by ESPN. Mohammed led Myers Park to a 27-3 overall record on his way to a Second-Team All-State honor. He averaged 13.5 points, 6.5 rebounds, 5.0 assists and 2.3 steals in 20.5 minutes over 24 games as a senior.

### **Garrett Sundra**

*(6-11, Forward, from Ashburn, VA)*

Sundra ranked 131st nationally and 29th in his position. He was a key contributor on a loaded Paul VI Catholic squad who achieved a 35-3 overall record and a No. 1 ranking by MaxPreps. Sundra averaged 8.3 points, 6.8 rebounds, 2.3 assists and 2.0 steals per game as a senior.

## **VETERAN ADDITIONS**

From the youth movement to the veteran leadership and experience added with three grad transfers.

### **Matt Allocco**

*(6-4, Guard, from Princeton)*

A two-time All-Ivy League honoree, Allocco has inserted himself as a vocal leader on this team. He brings NCAA Tournament experience, helping Princeton not only reach the Big Dance in 2023, but also earn two wins, knocking off two-seed Arizona and seven-seed Missouri. Last season, Allocco was the only player in the nation to shoot at least 50% from the field, 40% from three and 90% from the free throw line while appearing in at least 25 games, averaging at least 10 points-per-game and playing least 25 minutes-per-game. In addition, he ranked 29th in the nation in true shooting percentage (64.6).

### **Nikita Konstantynovskiy**

*(6-10, F, from Monmouth)*

Konstantynovskiy spent last season at

Monmouth where he averaged 9.3 points and 8.1 rebounds per game. He notched six double-doubles and ranked fourth in the CAA in rebounds per game, as well as second in offensive boards (2.9). His top game was an impressive 22-point, 20-rebound performance against Stony Brook.

### **Burke Chebuhar**

*(6-8, F, from Lehigh)*

Chebuhar arrives from Lehigh where he saved his best season for last. He averaged 7.5 points and 5.0 rebounds. He played in all 32 games with 22 starts. Chebuhar shot 46.2 percent from the floor and produced four double-doubles.

## **DEFENSE / NEVER GIVE UP**

The year one Coach Shrewsberry stamp on the program was the squad's defensive intensity and never give up attitude. 20 ACC games and 14 different ACC opponents - all but three (Virginia Tech on March 9, UNC on March 5 & Syracuse on Feb. 24) were held under their season average, with Miami, Duke and Louisville each held to season low point totals.

Of the 20 ACC matchups only 6 opponents reached the 70-point park against the Irish defense.

Notre Dame's scoring defense of 67.2 finished with a national ranking of 49th, plus 3rd in the ACC. According to KenPom, Notre Dame's defensive efficiency ranked 39th.

In ACC play, Notre Dame ranked 2nd in scoring defense (66.4) and 2nd in field goal percentage defense (.417).

## **RETURNEE BREAKDOWN**

### **Tae Davis**

*(6-9, Junior, Forward)*

- Played in 32 games with 31 starts
- 15 games in double-figures, plus 3 double-doubles
- Led the team in shooting percentage (.484)
- Finished the season on the best stretch of his career: 7 straight double-digit scoring performances. He averaged 13.3 points on 52.5 percent shooting, plus 5.1 rebounds as well.
- Averaged 9.2 points (3rd most on team) & 5.2 rebounds (2nd most) in ACC play.
- Notable game: Davis scored all 18 of his points in the 2nd half in the win over

Clemson on March 2.

### **Kebba Njie**

*(6-10, Junior, Forward)*

- Played in 29 games with 27 starts
- Led team in rebounding (5.4) and offensive boards (2.0).
- Averaged 4.5 points & 5.5 rebounds in ACC play.
- Notable game: season high 11 points, plus 9 boards, in ACC Tournament win over Georgia Tech.

### **J.R. Konieczny**

*(6-7, Senior, Guard)*

- Played in 32 games with 19 starts
- Shot 40.6 percent from three in ACC play
- Averaged 7.4 points and 4.0 rebounds in league play
- Led the team with 4 double-doubles
- Most notable game: 574 Day vs. Virginia - started 4-for-4 from three and 6-for-6 from the field, scoring all 17 of his points in the first half.

### **Logan Imes**

*(6-4, Sophomore, Guard)*

- Played in 31 games with 3 starts
- Averaged less than a turnover per game with a 1.1 A/TO ratio
- Scored all 8 of his season-high points in the 2nd half in the win vs. Virginia Tech on Feb. 10. Went 3-for-4 from the line (final 1:14 of the game) and hit a pivotal three-pointer with 7:23 left.

### **Julian Roper II**

*(6-4, Senior, Guard)*

- Played in 31 games with 12 starts
- 11 points at Virginia Tech in ACC regular-season finale.
- Finished 33.7 percent from three, which ranked as the 2nd highest on the team
- Career high 14 points against Western Michigan, going 6-for-8 from the field.

## **COACH SHREWS CULTURE TAKES SHAPE**

Coach Shrewsberry achieved two of his priorities in the 2023-24 season: establish the right culture at Notre Dame and have the team playing its best basketball at the end of the year.

The 13 ACC losses certainly don't reflect how close Notre Dame really was in almost every league game. Case in point, Notre Dame recorded an early ACC stretch in which they had been in eight straight tight battles,



## 2024-25 Notre Dame Men's Basketball

with the average margin of defeat of 7.5. To sum it up, Notre Dame played in 18 games in which the margin of victory was 10 points or less and went 8-10 in those instances. Diving deeper, the Irish were 4-5 in games decided by five points or less.

There were two moments during the season which could have broken the Irish, but instead they learned from it and grew. The first instance was a 20-point loss to Citadel. The Irish then rebounded with an emphatic 76-54 win over Virginia. What Shrews' crew accomplished had never been done by an Irish team against Virginia .. ever. It was the largest margin of victory against the Cavaliers in the all-time series. In addition, the 76 points were the most scored by an Irish squad against the Cavaliers in regulation in program history. Furthermore, right after the Virginia contest, the Irish almost pulled off the upset to two teams who made the Elite Eight in NC State and Duke.

The second instance was the seven-game losing streak. They rallied together and won five of their next six, which included the final four at home:

- W, 74-66, vs. Virginia Tech
- W, 58-55, vs. Georgia Tech
- W, 72-50, at Louisville
- L, 85-88, at Syracuse
- W, 70-65, vs. Wake Forest
- W, 69-62, vs. Clemson

Here's a stat to conclude it all - when the first NET rankings came on Dec. 4, the Irish were 238. On March 10, the Irish were up to 126.

### IN-STATE TALENT

The Irish boast 5 players from the state of Indiana on the 2024-25 roster. That marks the most in-state talent since the 2015-16 Notre Dame squad, who also had five.

The Indiana ties go even further. Coach Shrewsbury grew up right outside of Indianapolis and has coaches all over the state. Kebba Njie played high school ball in Indiana at La Lumiere. Juilan Roper II played in AAU ball in Indy. Brady Stevens spent some time here as a kid - when his dad coached at Butler. Plus, Development & Recruiting Coordinator Grady Eifert played at Purdue.

### 2024-25 SCHEDULE NOTES

The biggest highlight of Notre Dame's schedule will be its Thanksgiving week

tournament in Las Vegas. The Fighting Irish were invited to compete in the Players Era Festival, specifically the Impact Tournament alongside Houston and Rutgers. In ESPN's Way Too Early Top-25 rankings, Houston is No. 4 and Rutgers is No. 25.

The 2024 Players Era Festival introduces an entirely new structure for early season competition, coinciding with the opportunity for athletes on each participating team to engage in more than \$1 million in NIL opportunities outside of competition.

In the SEC/ACC Challenge, Notre Dame will have to hit the road yet again, this time traveling to Athens on December 3 to take on the Georgia Bulldogs. It'll mark Notre Dame's first appearance inside Stegeman Coliseum. Notre Dame and Georgia have squared off four times, with the series tied at 2-2. All four matchups have gone down on neutral floors. The Irish will look to claim their first SEC/ACC Challenge victory after coming up short at South Carolina a year ago.

The Fighting Irish will get to tip off ACC play at home on Dec. 7 when they host Syracuse. The bulk of Notre Dame's league schedule will start on New Year's Eve.

For Notre Dame, its home/away repeaters are Syracuse, Boston College and Georgia Tech. The full breakdown is below.

**Home/Away:** Syracuse, Boston College, Georgia Tech

**Home:** North Carolina, Virginia Tech, Louisville, SMU, Pitt, Stanford, Cal

**Away:** NC State, Duke, Virginia, Florida State, Miami, Clemson, Wake Forest

In terms of the T.V. breakdown of the 20-game ACC slate, the Irish will play seven on the ESPN network channels, four on the CW, plus eight on the ACC Network. Notre Dame vs. North Carolina inside Purcell Pavilion on Jan. 4 has been picked up by CBS with a Noon ET tip time.



# 2024-25 Notre Dame Men's Basketball GAME BY GAME COMPARISON



## 2024-25 Notre Dame Men's Basketball Team Game-by-Game All games

Page 1/1  
as of Nov 20, 2024

Opponent	Date	Score	Total		3-Pointers		Free throws		Rebounds				PF	A	TO	BLK	STL	PTS	AVG
			FG-FGA	PCT	3FG-3FGA	PCT	FT-FTA	PCT	OFF	DEF	TOT	AVG							
Stonehill	11/06/2024	89-60 W	31-61	.508	11-23	.478	16-22	.727	17	33	50	50.0	16	14	14	1	5	89	89.0
Buffalo	11/11/2024	86-77 W	30-59	.508	5-20	.250	21-27	.778	5	36	41	45.5	13	16	10	5	6	86	87.5
at Georgetown	11/16/2024	84-63 W	32-54	.593	9-21	.429	11-12	.917	8	34	42	44.3	17	20	12	2	3	84	86.3
North Dakota	11/19/2024	75-58 W	32-62	.516	3-17	.176	8-10	.800	7	29	36	42.3	11	12	7	3	9	75	83.5
<b>Total</b>		<b>334</b>	<b>125-236</b>	<b>.530</b>	<b>28-81</b>	<b>.346</b>	<b>56-71</b>	<b>.789</b>	<b>37</b>	<b>132</b>	<b>169</b>	<b>42.3</b>	<b>57</b>	<b>62</b>	<b>43</b>	<b>11</b>	<b>23</b>	<b>334</b>	<b>83.5</b>
Opponents		258	91-260	.350	39-124	.315	37-53	.698	47	85	132	33.0	69	53	41	14	23	258	64.5

### Notre Dame Averages

Games Played	Points/game	FG Pct	3FG Pct	FT Pct	Rebounds/game	Assists/game	Turnovers/game	Assist/Turnover ratio	Steals/game	Blocks/game
4	83.5	53.0	34.6	78.9	42.3	15.5	10.8	1.4	5.8	2.8



## 2024-25 Notre Dame Men's Basketball Opponents Game-by-Game All games

Page 1/1  
as of Nov 20, 2024

Opponent	Date	Score	Total		3-Pointers		Free throws		Rebounds				PF	A	TO	BLK	STL	PTS	AVG
			FG-FGA	PCT	3FG-3FGA	PCT	FT-FTA	PCT	OFF	DEF	TOT	AVG							
Stonehill	11/06/2024	89-60 W	17-56	.304	11-31	.355	15-18	.833	7	16	23	23.0	20	12	10	6	9	60	60.0
Buffalo	11/11/2024	86-77 W	30-70	.429	11-34	.324	6-11	.545	8	30	38	30.5	20	16	11	3	6	77	68.5
at Georgetown	11/16/2024	84-63 W	22-70	.314	8-32	.250	11-16	.688	18	15	33	31.3	16	15	5	2	7	63	66.7
North Dakota	11/19/2024	75-58 W	22-64	.344	9-27	.333	5-8	.625	14	24	38	33.0	13	10	15	3	1	58	64.5
<b>Total</b>		<b>258</b>	<b>91-260</b>	<b>.350</b>	<b>39-124</b>	<b>.315</b>	<b>37-53</b>	<b>.698</b>	<b>47</b>	<b>85</b>	<b>132</b>	<b>33.0</b>	<b>69</b>	<b>53</b>	<b>41</b>	<b>14</b>	<b>23</b>	<b>258</b>	<b>64.5</b>
Notre Dame		334	125-236	.530	28-81	.346	56-71	.789	37	132	169	42.3	57	62	43	11	23	334	83.5

### Opponents Averages

Games Played	Points/game	FG Pct	3FG Pct	FT Pct	Rebounds/game	Assists/game	Turnovers/game	Assist/Turnover ratio	Steals/game	Blocks/game
4	64.5	35.0	31.5	69.8	33.0	13.3	10.3	1.3	5.8	3.5



# 2024-25 Notre Dame Men's Basketball SEASON STATS



## 2024-25 Notre Dame Men's Basketball Combined Team Statistics All games

Page 1/1  
as of Nov 20, 2024

### Game Records

Record	Overall	Home	Away	Neutral
ALL GAMES	4-0	3-0	1-0	0-0
CONFERENCE	0-0	0-0	0-0	0-0
NON-CONFERENCE	4-0	3-0	1-0	0-0

### Score by Periods

Team	1st	2nd	OT	TOT
Notre Dame	166	168	0	334
Opponents	129	129	0	258

### Team Box Score

No.	Player	Total					3-Point		F-Throw		Rebounds				Other				PTS	AVG		
		GP-GS	MIN	AVG	FG-FGA	FG%	3FG-3FGA	3FG%	FT-FTA	FT%	OFF	DEF	TOT	AVG	PF	DQ	A	TO			BLK	STL
3	BURTON, Markus	4-4	129:36	32.4	31-69	.449	5-19	.263	15-17	.882	0	24	24	6.0	11	0	21	6	0	7	82	20.5
7	DAVIS, Tae	4-4	87:08	21.8	17-30	.567	2-5	.400	21-24	.875	8	16	24	6.0	11	0	3	5	1	4	57	14.3
11	SHREWSBERRY, Braeden	4-4	124:07	31.0	20-41	.488	7-21	.333	5-5	1.000	1	12	13	3.3	2	0	6	6	2	2	52	13.0
14	NJIE, Kebba	4-4	83:08	20.8	15-21	.714	1-3	.333	3-5	.600	7	17	24	6.0	5	0	3	8	4	1	34	8.5
41	ALLOCCO, Matt	4-4	120:42	30.2	10-16	.625	6-10	.600	6-8	.750	2	13	15	3.8	5	0	13	2	0	1	32	8.0
20	KONIECZNY, J.R.	4-0	70:25	17.6	12-21	.571	2-7	.286	2-5	.400	3	12	15	3.8	3	0	4	3	1	0	28	7.0
21	CHEBUHAR, Burke	3-0	19:51	6.6	4-5	.800	4-5	.800	2-2	1.000	2	2	4	1.3	1	0	1	2	0	0	14	4.7
25	KONSTANTYNOVSKYI, Nikita	4-0	52:22	13.1	8-12	.667	0-1	.000	1-3	.333	7	14	21	5.3	7	0	1	1	1	1	17	4.3
4	MOHAMMED, Sir	2-0	25:58	13.0	2-9	.222	0-5	.000	1-2	.500	2	5	7	3.5	4	0	4	3	1	0	5	2.5
2	IMES, Logan	4-0	32:05	8.0	3-4	.750	1-2	.500	0-0	.000	0	6	6	1.5	3	0	2	2	0	1	7	1.8
1	ROPER II, Julian	4-0	46:02	11.5	2-7	.286	0-3	.000	0-0	.000	2	5	7	1.8	5	0	4	0	1	6	4	1.0
12	SUNDRA, Garrett	2-0	04:45	2.4	1-1	1.000	0-0	.000	0-0	.000	0	0	0	0.0	0	0	0	0	0	0	2	1.0
10	KELLY, JT	1-0	00:07	0.1	0-0	.000	0-0	.000	0-0	.000	0	0	0	0.0	0	0	0	0	0	0	0	0.0
5	CERTA, Cole	2-0	03:43	1.9	0-0	.000	0-0	.000	0-0	.000	0	1	1	0.5	0	0	0	0	0	0	0	0.0
Team											3	5	8				4					
<b>Total</b>		<b>4</b>	<b>800</b>		<b>125-236</b>	<b>.530</b>	<b>28-81</b>	<b>.346</b>	<b>56-71</b>	<b>.789</b>	<b>37</b>	<b>132</b>	<b>169</b>	<b>42.3</b>	<b>57</b>	<b>0</b>	<b>62</b>	<b>43</b>	<b>11</b>	<b>23</b>	<b>334</b>	<b>83.5</b>
<b>Opponents</b>		<b>4</b>	<b>800</b>		<b>91-260</b>	<b>.350</b>	<b>39-124</b>	<b>.315</b>	<b>37-53</b>	<b>.698</b>	<b>47</b>	<b>85</b>	<b>132</b>	<b>33.0</b>	<b>69</b>	<b>1</b>	<b>53</b>	<b>41</b>	<b>14</b>	<b>23</b>	<b>258</b>	<b>64.5</b>

### Team Statistics

	ND	OPP
<b>Scoring</b>	<b>334</b>	<b>258</b>
Points per game	83.5	64.5
Scoring margin	+19.0	-
<b>Field goals-att</b>	<b>125-236</b>	<b>91-260</b>
Field goal pct	.530	.350
<b>3 point fg-att</b>	<b>28-81</b>	<b>39-124</b>
3-point FG pct	.346	.315
3-pt FG made per game	7.0	9.8
<b>Free throws-att</b>	<b>56-71</b>	<b>37-53</b>
Free throw pct	.789	.698
F-Throws made per game	14.0	9.3
<b>Rebounds</b>	<b>169</b>	<b>132</b>
Rebounds per game	42.3	33.0
Rebounding margin	+9.3	-
<b>Assists</b>	<b>62</b>	<b>53</b>
Assists per game	15.5	13.3
<b>Turnovers</b>	<b>43</b>	<b>41</b>
Turnovers per game	10.8	10.3
Turnover margin	-0.5	-
Assist/turnover ratio	1.4	1.3
<b>Steals</b>	<b>23</b>	<b>23</b>
Steals per game	5.8	5.8
<b>Blocks</b>	<b>11</b>	<b>14</b>
Blocks per game	2.8	3.5
<b>Winning streak</b>	<b>4</b>	<b>-</b>
Home win streak	3	-
<b>Attendance</b>	<b>13165</b>	<b>8819</b>
Home games-Avg/Game	3-4388	1-8819
Neutral site-Avg/Game	-	0-0

### Team Results

Date	Opponent	W	Score	Att.
11/06/2024	Stonehill	W	89-60	5121
11/11/2024	Buffalo	W	86-77	4132
11/16/2024	at Georgetown	W	84-63	8819
11/19/2024	North Dakota	W	75-58	3912





## 2024-25 Notre Dame Men's Basketball

# NOTRE DAME HIGHS & LOWS

### Notre Dame - Game Highs

<b>POINTS</b>	89	Stonehill (11/06/2024)
	86	Buffalo (11/11/2024)
	84	at Georgetown (11/16/2024)
	75	North Dakota (11/19/2024)
<b>FIELD GOALS MADE</b>	32	North Dakota (11/19/2024)
	32	at Georgetown (11/16/2024)
<b>FIELD GOAL ATTEMPTS</b>	62	North Dakota (11/19/2024)
	61	Stonehill (11/06/2024)
<b>FIELD GOAL PERCENTAGE</b>	.593 (32-54)	at Georgetown (11/16/2024)
	.516 (32-62)	North Dakota (11/19/2024)
<b>3 PT FG MADE</b>	11	Stonehill (11/06/2024)
	9	at Georgetown (11/16/2024)
<b>3 PT FG ATTEMPTS</b>	23	Stonehill (11/06/2024)
	21	at Georgetown (11/16/2024)
<b>3 PT FG PERCENTAGE</b>	.478 (11-23)	Stonehill (11/06/2024)
	.429 (9-21)	at Georgetown (11/16/2024)
<b>FREE THROWS MADE</b>	21	Buffalo (11/11/2024)
	16	Stonehill (11/06/2024)
<b>FREE THROW ATTEMPTS</b>	27	Buffalo (11/11/2024)
	22	Stonehill (11/06/2024)
<b>FREE THROW PERCENTAGE</b>	.917 (11-12)	at Georgetown (11/16/2024)
	.800 (8-10)	North Dakota (11/19/2024)
<b>REBOUNDS</b>	50	Stonehill (11/06/2024)
	42	at Georgetown (11/16/2024)
<b>ASSISTS</b>	20	at Georgetown (11/16/2024)
	16	Buffalo (11/11/2024)
<b>STEALS</b>	9	North Dakota (11/19/2024)
	6	Buffalo (11/11/2024)
<b>BLOCKED SHOTS</b>	5	Buffalo (11/11/2024)
	3	North Dakota (11/19/2024)
<b>TURNOVERS</b>	14	Stonehill (11/06/2024)
	12	at Georgetown (11/16/2024)
<b>FOULS</b>	17	at Georgetown (11/16/2024)
	16	Stonehill (11/06/2024)

### Notre Dame - Game Lows

<b>POINTS</b>	75	North Dakota (11/19/2024)
	84	at Georgetown (11/16/2024)
	86	Buffalo (11/11/2024)
	89	Stonehill (11/06/2024)
<b>FIELD GOALS MADE</b>	30	Buffalo (11/11/2024)
	31	Stonehill (11/06/2024)
<b>FIELD GOAL ATTEMPTS</b>	54	at Georgetown (11/16/2024)
	59	Buffalo (11/11/2024)
<b>FIELD GOAL PERCENTAGE</b>	.508 (31-61)	Stonehill (11/06/2024)
	.508 (30-59)	Buffalo (11/11/2024)
<b>3 PT FG MADE</b>	3	North Dakota (11/19/2024)
	5	Buffalo (11/11/2024)
<b>3 PT FG ATTEMPTS</b>	17	North Dakota (11/19/2024)
	20	Buffalo (11/11/2024)
<b>3 PT FG PERCENTAGE</b>	.176 (3-17)	North Dakota (11/19/2024)
	.250 (5-20)	Buffalo (11/11/2024)
<b>FREE THROWS MADE</b>	8	North Dakota (11/19/2024)
	11	at Georgetown (11/16/2024)
<b>FREE THROW ATTEMPTS</b>	10	North Dakota (11/19/2024)
	12	at Georgetown (11/16/2024)
<b>FREE THROW PERCENTAGE</b>	.727 (16-22)	Stonehill (11/06/2024)
	.778 (21-27)	Buffalo (11/11/2024)
<b>REBOUNDS</b>	36	North Dakota (11/19/2024)
	41	Buffalo (11/11/2024)
<b>ASSISTS</b>	12	North Dakota (11/19/2024)
	14	Stonehill (11/06/2024)
<b>STEALS</b>	3	at Georgetown (11/16/2024)
	5	Stonehill (11/06/2024)
<b>BLOCKED SHOTS</b>	1	Stonehill (11/06/2024)
	2	at Georgetown (11/16/2024)
<b>TURNOVERS</b>	7	North Dakota (11/19/2024)
	10	Buffalo (11/11/2024)
<b>FOULS</b>	11	North Dakota (11/19/2024)
	13	Buffalo (11/11/2024)



## 2024-25 Notre Dame Men's Basketball OPPONENT HIGHS & LOWS

### Opponent - Game Highs

POINTS	77		Buffalo (11/11/2024)
	63		at Georgetown (11/16/2024)
	60		Stonehill (11/06/2024)
	58		North Dakota (11/19/2024)
FIELD GOALS MADE	30		Buffalo (11/11/2024)
	22		North Dakota (11/19/2024)
	22		at Georgetown (11/16/2024)
FIELD GOAL ATTEMPTS	70		at Georgetown (11/16/2024)
	70		Buffalo (11/11/2024)
FIELD GOAL PERCENTAGE	.429	(30-70)	Buffalo (11/11/2024)
	.344	(22-64)	North Dakota (11/19/2024)
3 PT FG MADE	11		Buffalo (11/11/2024)
	11		Stonehill (11/06/2024)
3 PT FG ATTEMPTS	34		Buffalo (11/11/2024)
	32		at Georgetown (11/16/2024)
3 PT FG PERCENTAGE	.355	(11-31)	Stonehill (11/06/2024)
	.333	(9-27)	North Dakota (11/19/2024)
FREE THROWS MADE	15		Stonehill (11/06/2024)
	11		at Georgetown (11/16/2024)
FREE THROW ATTEMPTS	18		Stonehill (11/06/2024)
	16		at Georgetown (11/16/2024)
FREE THROW PERCENTAGE	.833	(15-18)	Stonehill (11/06/2024)
	.688	(11-16)	at Georgetown (11/16/2024)
REBOUNDS	38		North Dakota (11/19/2024)
	38		Buffalo (11/11/2024)
ASSISTS	16		Buffalo (11/11/2024)
	15		at Georgetown (11/16/2024)
STEALS	9		Stonehill (11/06/2024)
	7		at Georgetown (11/16/2024)
BLOCKED SHOTS	6		Stonehill (11/06/2024)
	3		North Dakota (11/19/2024)
	3		Buffalo (11/11/2024)
TURNOVERS	15		North Dakota (11/19/2024)
	11		Buffalo (11/11/2024)
FOULS	20		Buffalo (11/11/2024)
	20		Stonehill (11/06/2024)

### Opponent - Game Lows

POINTS	58		North Dakota (11/19/2024)
	60		Stonehill (11/06/2024)
	63		at Georgetown (11/16/2024)
	77		Buffalo (11/11/2024)
FIELD GOALS MADE	17		Stonehill (11/06/2024)
	22		North Dakota (11/19/2024)
	22		at Georgetown (11/16/2024)
FIELD GOAL ATTEMPTS	56		Stonehill (11/06/2024)
	64		North Dakota (11/19/2024)
FIELD GOAL PERCENTAGE	.304	(17-56)	Stonehill (11/06/2024)
	.314	(22-70)	at Georgetown (11/16/2024)
3 PT FG MADE	8		at Georgetown (11/16/2024)
	9		North Dakota (11/19/2024)
3 PT FG ATTEMPTS	27		North Dakota (11/19/2024)
	31		Stonehill (11/06/2024)
3 PT FG PERCENTAGE	.250	(8-32)	at Georgetown (11/16/2024)
	.324	(11-34)	Buffalo (11/11/2024)
FREE THROWS MADE	5		North Dakota (11/19/2024)
	6		Buffalo (11/11/2024)
FREE THROW ATTEMPTS	8		North Dakota (11/19/2024)
	11		Buffalo (11/11/2024)
FREE THROW PERCENTAGE	.545	(6-11)	Buffalo (11/11/2024)
	.625	(5-8)	North Dakota (11/19/2024)
REBOUNDS	23		Stonehill (11/06/2024)
	33		at Georgetown (11/16/2024)
ASSISTS	10		North Dakota (11/19/2024)
	12		Stonehill (11/06/2024)
STEALS	1		North Dakota (11/19/2024)
	6		Buffalo (11/11/2024)
BLOCKED SHOTS	2		at Georgetown (11/16/2024)
	3		North Dakota (11/19/2024)
	3		Buffalo (11/11/2024)
TURNOVERS	5		at Georgetown (11/16/2024)
	10		Stonehill (11/06/2024)
FOULS	13		North Dakota (11/19/2024)
	16		at Georgetown (11/16/2024)



## 2024-25 Notre Dame Men's Basketball

# INDIVIDUAL HIGHS

### Notre Dame - Individual Game Highs

<b>POINTS</b>	29		Markus Burton vs North Dakota (11/19/2024)
	27		Tae Davis vs Buffalo (11/11/2024)
	19		Braeden Shrewsberry vs Buffalo (11/11/2024)
	19		Markus Burton vs Buffalo (11/11/2024)
	18		Braeden Shrewsberry vs Stonehill (11/06/2024)
18		Markus Burton vs Stonehill (11/06/2024)	
<b>FIELD GOALS MADE</b>	13		Markus Burton vs North Dakota (11/19/2024)
	8		Markus Burton vs Buffalo (11/11/2024)
<b>FIELD GOAL ATTEMPTS</b>	21		Markus Burton vs Buffalo (11/11/2024)
	20		Markus Burton vs North Dakota (11/19/2024)
<b>FIELD GOAL PERCENTAGE (min 5 made)</b>	.833	(5-6)	Tae Davis at Georgetown (11/16/2024)
	.714	(5-7)	Kebba Njie vs Buffalo (11/11/2024)
<b>3 PT FG MADE</b>	4		Matt Allocco at Georgetown (11/16/2024)
	4		Braeden Shrewsberry vs Stonehill (11/06/2024)
<b>3 PT FG ATTEMPTS</b>	8		Matt Allocco at Georgetown (11/16/2024)
	7		Braeden Shrewsberry vs North Dakota (11/19/2024)
	7		Markus Burton vs Buffalo (11/11/2024)
<b>3 PT FG PERCENTAGE (min 2 made)</b>	1.000	(3-3)	Burke Chebuhar at Georgetown (11/16/2024)
	1.000	(2-2)	Matt Allocco vs Stonehill (11/06/2024)
<b>FREE THROWS MADE</b>	12		Tae Davis vs Buffalo (11/11/2024)
	8		Markus Burton at Georgetown (11/16/2024)
<b>FREE THROW ATTEMPTS</b>	13		Tae Davis vs Buffalo (11/11/2024)
	8		Markus Burton at Georgetown (11/16/2024)
<b>FREE THROW PERCENTAGE (min 3 made)</b>	1.000	(8-8)	Markus Burton at Georgetown (11/16/2024)
	1.000	(4-4)	Markus Burton vs Stonehill (11/06/2024)
	1.000	(3-3)	Braeden Shrewsberry vs Buffalo (11/11/2024)
<b>REBOUNDS</b>	10		Kebba Njie vs Stonehill (11/06/2024)
	9		Markus Burton vs North Dakota (11/19/2024)
	9		Markus Burton vs Buffalo (11/11/2024)
<b>ASSISTS</b>	8		Markus Burton vs Buffalo (11/11/2024)
	7		Matt Allocco at Georgetown (11/16/2024)
<b>STEALS</b>	5		Julian Roper II vs North Dakota (11/19/2024)
	3		Markus Burton vs Buffalo (11/11/2024)
<b>BLOCKED SHOTS</b>	2		Kebba Njie at Georgetown (11/16/2024)
	1		Julian Roper II vs North Dakota (11/19/2024)
	1		Kebba Njie vs North Dakota (11/19/2024)
	1		Tae Davis vs North Dakota (11/19/2024)
	1		J.R. Konieczny vs Buffalo (11/11/2024)
	1		Nikita Konstantynovskiy vs Buffalo (11/11/2024)
	1		Kebba Njie vs Buffalo (11/11/2024)
	1		Braeden Shrewsberry vs Buffalo (11/11/2024)
	1		Sir Mohammed vs Buffalo (11/11/2024)
	1		Braeden Shrewsberry vs Stonehill (11/06/2024)

### Opponent - Individual Game Highs

<b>POINTS</b>	18		Ryan Sabol vs Buffalo (11/11/2024)
	16		Malik Mack at Georgetown (11/16/2024)
	16		Todd Brogna vs Stonehill (11/06/2024)
	15		Bryson Wilson vs Buffalo (11/11/2024)
14		Ben Michaels vs Buffalo (11/11/2024)	
<b>FIELD GOALS MADE</b>	6		Ryan Sabol vs Buffalo (11/11/2024)
	6		Bryson Wilson vs Buffalo (11/11/2024)
<b>FIELD GOAL ATTEMPTS</b>	17		Jayden Epps at Georgetown (11/16/2024)
	17		Tyson Dunn vs Buffalo (11/11/2024)
<b>FIELD GOAL PERCENTAGE (min 5 made)</b>	.556	(5-9)	Ben Michaels vs Buffalo (11/11/2024)
	.500	(6-12)	Bryson Wilson vs Buffalo (11/11/2024)
<b>3 PT FG MADE</b>	4		Malik Mack at Georgetown (11/16/2024)
	4		Ryan Sabol vs Buffalo (11/11/2024)
	4		Ben Michaels vs Buffalo (11/11/2024)
<b>3 PT FG ATTEMPTS</b>	10		Ryan Sabol vs Buffalo (11/11/2024)
	9		Jayden Epps at Georgetown (11/16/2024)
	9		Louie Semona vs Stonehill (11/06/2024)
<b>3 PT FG PERCENTAGE (min 2 made)</b>	1.000	(2-2)	Todd Brogna vs Stonehill (11/06/2024)
	.667	(2-3)	Frederiks Meinarts vs Buffalo (11/11/2024)
	.667	(2-3)	Hermann Koffi vs Stonehill (11/06/2024)
<b>FREE THROWS MADE</b>	8		Todd Brogna vs Stonehill (11/06/2024)
	6		Thomas Sorber at Georgetown (11/16/2024)
<b>FREE THROW ATTEMPTS</b>	9		Todd Brogna vs Stonehill (11/06/2024)
	8		Thomas Sorber at Georgetown (11/16/2024)
<b>FREE THROW PERCENTAGE (min 3 made)</b>	1.000	(3-3)	Mier Panoam vs North Dakota (11/19/2024)
	.889	(8-9)	Todd Brogna vs Stonehill (11/06/2024)
<b>REBOUNDS</b>	13		Bryson Wilson vs Buffalo (11/11/2024)
	9		Eli King vs North Dakota (11/19/2024)
<b>ASSISTS</b>	9		Tyson Dunn vs Buffalo (11/11/2024)
	5		Malik Mack at Georgetown (11/16/2024)
<b>STEALS</b>	4		Amir Nesbitt vs Stonehill (11/06/2024)
	3		Jayden Epps at Georgetown (11/16/2024)
	3		Ethan Meuser vs Stonehill (11/06/2024)
<b>BLOCKED SHOTS</b>	4		Chas Stinson vs Stonehill (11/06/2024)
	2		Tyson Dunn vs Buffalo (11/11/2024)
	2		Ethan Meuser vs Stonehill (11/06/2024)
<b>TURNOVERS</b>	7		Tyson Dunn vs Buffalo (11/11/2024)
<b>FOULS</b>	6		Treyson Eaglestaff vs North Dakota (11/19/2024)
	5		Anquan Boldin Jr. vs Buffalo (11/11/2024)
	4		Micah Peavy at Georgetown (11/16/2024)
	4		Ben Michaels vs Buffalo (11/11/2024)
	4		Amir Nesbitt vs Stonehill (11/06/2024)
4		Todd Brogna vs Stonehill (11/06/2024)	



## 2024-25 Notre Dame Men's Basketball

# LAST TIME NOTRE DAME...

### NOTRE DAME RECORDED A ...

	Score	Opponent	Date
1-Point win	73-72	vs Georgia Tech (OT)	1/10/23
Consecutive 20-Point wins	79-58	Wake Forest	2/2/21
	84-58	at Pittsburgh	1/30/21
30-Point win	90-56	Georgia Tech	2/26/22
30-Point ACC win	90-56	Georgia Tech	2/26/22
40-Point win	92-49	Seattle	11/16/16
50-Point win	107-53	North Carolina A&T	12/4/16
30-Point loss	51-84	vs. #7 North Carolina	3/5/24
15-Point rally	93-89	at Duke	2/9/21
20-Point rally	71-65	vs. Virginia Tech (2nd half)	3/17/18
last-second shot win	89-87	vs. Rutgers (Atkinson Jr. lay up, 1.4)	3/16/22
last-10-second win	79-76	vs Radford (Ryan layup 9.5 sec)	11/10/22
overtime game	75-68	at Georgia Tech	1/9/24
multi-overtime game	89-87	vs. Rutgers (2OT)	3/16/22
overtime victory	75-68	at Georgia Tech	1/9/24
5-game win streak	5 games	11/10/22 to 11/22/22	
10-game win streak	11 games	11/26/14 through 1/5/15	
15-game win streak	18 games	12/31/53 through 3/9/54	
5-game loss streak	7	1/13/24 through 2/7/24	

### NOTRE DAME SHOT ...

	%	FGM-FGA	Opponent	Date
55% on FGs	.593	32-54	at Georgetown	11/16/24
55% on FGs, consecutive games	.552	32-58	at Duke	2/9/21
	.593	32-64	at Georgia Tech	2/6/21
60% on FGs	.615	32-52	at Syracuse	2/24/24
65% on FGs	.660	35-53	at Boston College	2/21/15
65% on FGs, first half	.696	16-23	Virginia	12/30/23
55% on 3FGs (10+ att)	.571	12-21	at Syracuse	2/24/24
60% on 3FGs (10+ att)	.625	10-16	vs. Alabama	3/18/22
70% on 3FGs (10+ att)	.714	15-21	at Florida State	1/18/17
90% on FTs (10+ att)	.917	11-12	at Georgetown	11/16/24
100% on FTs (10+ att)	1.000	14-14	North Carolina A&T	12/4/16

### NOTRE DAME ...

	Pts	ND-Opp	Opponent	Date
Scored 100 points	110	110-71	Detroit Mercy	12/10/19
Scored 110 points	110	110-71	Detroit Mercy	12/10/19
Scored 100 points on the road	103	103-84	at Providence	2/21/09
Scored 100 points at a neutral site	100	100-77	vs. Houston	3/12/78
Scored 100 points and lost	106	106-119	vs. Houston	3/20/71
Allowed 100 points	101	59-101	vs. North Carolina	3/10/21
Scored less than 50 points	45	17-64	Citadel	12/19/23
Allowed less than 40 points	39	82-39	Binghamton	11/14/14
Allowed less than 50 points	43	59-43	Jacksonville	12/27/22

	Stat	Mid-Att	Opponent	Date
Made 40 FGs	41	41-59	Detroit Mercy	12/10/19
Made 10 or more 3FGs	10	10-28	Clemson	3/2/24
Made 15 or more 3FGs		15-37	at Syracuse	1/14/23
Made 15 or more 3FGs in consecutive games		20-39	Detroit Mercy	12/10/19
		15-39	UCLA	12/14/19
Made 10 3FGs in a half	.667	10-15	at Syracuse (2nd Half)	2/24/24
Made 20 3FGs	.513	20-39	Detroit Mercy	12/10/19
Made 30 free throws	94.7%	36-38	UIC	11/6/18
Had 15 or more assists in 1st half	15		at Syracuse	2/20/21
Had 15 or more assists in 2nd half	16		Detroit Mercy	12/10/19
Had 20 or more assists	20		at Georgetown	11/16/24
Had 25 or more assists	26		at Syracuse	1/4/20
Had 30 or more assists	33		Detroit Mercy	12/10/19
Had 15 offensive rebounds	17		Stonehill	11/6/24
Had 20 offensive rebounds	22		Marshall	11/15/19
Had 25 offensive rebounds	26		Louisville (2 OT)	1/16/18
Had 50 total rebounds	50		Stonehill	11/6/24
Doubled opponent rebounds	50/23		Stonehill	11/6/24
Allowed zero off rebounds	0		Bellarmine	12/23/20
Committed 5 turnovers or less	4		Wake Forest	2/4/23
Committed 25 turnovers	26		at Villanova	2/8/00
Forced 15 turnovers	15		Miami	1/24/24
Forced 20 turnovers	21		Toledo (OT)	
Forced 25 turnovers	30		New Hampshire	11/16/01

### NOTRE DAME ...

	Opponent	Date	Player	Stat
5 double-figure scorers	vs Pitt	3/1/23	Trey Wertz	14
			Nate Laszewski	14
			Cormac Ryan	20
			Marcus Hammond	20
			Dane Goodwin	12
6 double-figure scorers	Boston College (OT)	2/16/22	Dane Goodwin	23
			Blake Wesley	18
			Nate Laszewski	16
			Paul Atkinson Jr.	13
			Prentiss Hubb	13
7 double-figure scorers	North Carolina A&T	12/4/16	Cormac Ryan	12
			V.J. Beachem	19
			Matt Ryan	17
			Matt Farrell	15
			Steve Vasturia	13
4 players score 15 points	Ohio State	12/8/20	T.J. Gibbs	12
			Rex Pflueger	10
			Bonzie Colson	10
			Prentiss Hubb	26
			Nate Laszewski	17
2 double-figure rebounders	See 3		Dane Goodwin	16
			Cormac Ryan	15
3 double-figure rebounders	at Boston College	1/15/24	Carey Booth	13
			Kebba Njie	10
			Julian Roper II	10
2 players with 10 or more assists	Chicago State	11/26/12	Eric Atkins	11



## 2024-25 Notre Dame Men's Basketball

# LAST TIME NOTRE DAME...

3 players with 5 or more assists	Fairleigh Dickinson	11/26/29	Jerian Grant T.J. Gibbs Rex Pflueger Prentiss Hubb	10 5 5 5
2 players with double-doubles	at Georgia Tech	1/9/24	J.R. Konieczny Tae Davis	10 pts, 11 reb 10 pts, 10 reb
3 players with double-doubles	High Point	11/16/21	Paul Atkinson Jr. Nate Laszewski Dane Goodwin	19 pts, 11 reb 10 pts, 16 reb 12 pts, 11 reb
2 players with 5 or more 3FGM	at Syracuse	1/30/21	Prentiss Hubb Cormac Ryan	5-7 5-6
3 players with 3 or more 3FGM	at Louisville	1/22/22	Blake Wesley Prentiss Hubb Dane Goodwin Trey Wertz	3-4 3-5 3-5 3-3
2 30-point scorers	Villanova	2/28/11	Ben Hansbrough Tim Abromaitis	30 30
2 20-point scorers	vs. Georgia Tech	3/12/24	Braeden Shrewsberry Markus Burton	23 21
3 20-point scorers	at Syracuse	1/4/20	John Mooney Prentiss Hubb T.J. Gibbs	28 22 21
A player ejected	St. Francis Brooklyn	12/3/17	Bonzie Colson	Flagrant 2 elbow
A coach ejected	St. Francis Brooklyn	12/3/17	Mike Brey	
9 different players with a three-pointer	Maryland Eastern Shore	11/22/23		

a double-double off the bench	18 pts, 11 reb	J.R. Konieczny	vs Auburn	11/16/23
consecutive double-doubles	12 pts, 10 reb	J.R. Konieczny	at Miami	12/2/23
	19 pts, 10 reb		Western Michigan	12/5/23
12 consecutive double-doubles	12	John Mooney	FDU, MD, BC, Det Mercy, UCLA, Indiana, AA&M, Syracuse, NC State, Lville, at GT, Syracuse	11/26/19 - 1/22/20
a triple-double	24 pts, 11 ast, 11 stls	Chris Thomas &	New Hampshire	11/16/01
15+ point, 5+ assists, 5+ steals	18 pts, 5 ast, 5 stl	Markus Burton	Georgia Tech	2/14/24
20+ points, 5+ rebounds, 5+ assists	21 pts, 5 reb, 8 ast	Markus Burton	vs. Georgia Tech	3/12/24
20 pts, 10 reb	28 pts, 12 reb	Nate Laszewski	Radford	11/10/22
25 pts, 15 reb	28 pts, 16 reb	John Mooney	Marshall	11/15/19
20 pts, 20 reb	25 pts, 20 reb	Troy Murphy	at Seton Hall	1/8/01
20 pts, 10 ast	22 pts, 10 ast	Matt Farrell	vs. Purdue	12/17/16
10+ assists	10	Prentiss Hubb	Syracuse	2/23/22
5-9 blocks	5	Juwan Durham	Alabama A&M	12/29/19
10+ blocks	11	Jordan Cornette	Belmont	11/17/02
5-9 steals	5	Julian Roper II	North Dakota	11/19/24
10+ steals	11	Chris Thomas	New Hampshire	11/16/01
10+ offensive rebounds	11	Martinas Geben #	Louisville (201)	1/13/16
6 3FGs	6-9	Braeden Shrewsberry	at Syracuse	2/24/24
7 3FGs	7-11	Braeden Shrewsberry	at Louisville	2/21/24
8 3FGs	8-15	Colin Falls	vs. Syracuse	3/8/07
9 3FGs	9-13	Tim Abromaitis	Villanova	2/28/11
10 3FGs	10-12	Matt Farrell	at Boston College	2/17/18
5 consecutive 3FGs without a miss	6 (went 6-6)	Cormac Ryan	#20 Michigan St	11/30/22
9 consecutive 3FGs without a miss	9-9	Matt Farrell	at Boston College	2/17/18
2 consecutive 20-pt games		See 3		
3 consecutive 20-pt games	28	Markus Burton	at Syracuse	2/24/24
	31		Wake Forest	2/27/24
	21		Clemson	3/2/24
5 consecutive 20-pt games	32	Ben Hansbrough (5)	Providence	2/23/11
	21		Seton Hall	2/26/11
	30		Villanova	2/28/11
	21		Connecticut	3/5/11
	23		Cincinnati	3/10/11
fouled out	5	Dom Campbell	at North Carolina	1/7/23
Scored 15 or more consecutive points	17	Dane Goodwin	at Duke	2/14/23

### AN OPPOSING PLAYER HAD ...

Stat	Player	Opponent	Date
25+ points	Sean Pedulla	Virginia Tech	3/9/24
30+ points	Norchad Omier	Miami	1/24/24
35+ points	Jerome Robinson	Boston College	2/6/18
40+ points	Jerome Robinson	Boston College	2/6/18
45+ points	Jerome Robinson	Boston College	2/6/18
50+ points	Marshon Brooks	Providence	2/23/11
16 rebounds	Matthew Cleveland	Florida State	1/17/23
20 rebounds	DeJuan Blair	Pittsburgh	1/31/09
2 players w/ double-double	Armando Bacot	North Carolina	2/22/23
a triple-double	Pete Nance	Connecticut	2/21/06
18 pts, 10 reb, 13 ast	Marcus Williams	Miami	1/24/24
20 pts, 10 reb	Norchad Omier	Pittsburgh	1/31/09
20 pts, 20 reb	DeJuan Blair	Pittsburgh	1/31/09
6 3FGs	Jacob Groves	Virginia	1/31/24
10 assists	Naithan George	Georgia Tech	1/9/24
10 blocks	Hasheem Thabeet	Connecticut	1/5/08
10 steals	Mark Macon	Temple	1/29/89
3 players w/ double-digit reb.	Armando Bacot		
	Pete Nance	North Carolina	2/22/23
	Leaky Black		
	Ismael Massoud		
5 players with double-digit points	Dontrez Styles	Georgetown	12/16/23
	Rowan Brumbaugh		
	Jay Heath		
	Drew Fielder		

### AN IRISH PLAYER HAD ...

Stat	Player	Opponent	Date
20 or more pts in a half	Markus Burton	at Syracuse	2/24/24
20 or more pts in 1st half	Nate Laszewski	Virginia Tech	2/11/23
20 or more pts in 2nd half	Markus Burton	at Syracuse	2/24/24
25-29 points	Markus Burton	North Dakota	11/19/24
30-39 points	Markus Burton	Wake Forest	2/27/24
40-49 points	Luke Harangody	at Louisville	2/28/08
50+ points	Austin Carr	vs. TCU	3/13/71
15-19 rebounds	Paul Atkinson Jr.	Syracuse	2/23/22
20+ rebounds	John Mooney	Clemson	3/6/19



## 2024-25 Notre Dame Men's Basketball

# GLENN & STACEY MURPHY HEAD COACH



## MICAH SHREWSBERRY GLENN & STACEY MURPHY HEAD COACH

@Coach\_Shrews

**2nd Season at Notre Dame  
4th as a Head Coach at the DI Level**

On March 24, 2023, an Indiana native came home to kickstart a new era of Notre Dame men's basketball. Vice President and James E. Rohr Notre Dame Director of Athletics Jack Swarbrick announced Micah Shrewsberry as the 18th head coach in Fighting Irish men's basketball history.

Shrewsberry brought a wealth of experience and success to the helm of the Notre Dame program. All-in-all he's coached in six NCAA Tournaments, two NCAA Final Fours, five NBA Playoffs and two NBA Conference Finals – in addition to coaching all-NBA honorees Jayson Tatum and Jaylen Brown.

### Year One with the Irish

Coach Shrewsberry achieved two of his priorities in the 2023-24 season: establish the right culture at Notre Dame and have the team playing its best basketball at the end of the season. It was a program that returned 1.6% of its scoring and was projected to finish dead last in the ACC. The young Irish team came together and doubled its ACC win total from the year prior, finishing 7-13 in league play. Coach Shrewsberry even received several votes for ACC Coach of the Year. Notre Dame finished with a 13-20 overall record and won one game (First Round vs. Georgia Tech) in the ACC Tournament.

The first key moment of the season included an emphatic 76-54 win over Virginia. What Shrews' crew accomplished had never been done by an Irish team against the Cavaliers ... ever ... it was the largest margin of victory against UVA in the all-time series. In addition, the 76 points were the most scored by an Irish squad against the Cavaliers in regulation in program history. Furthermore, right after the Virginia contest, the Irish almost pulled off the upset to two teams who made the Elite Eight in NC State and Duke.

Next, the Irish bonded together by winning five of six during the final portion of the regular season, which included the final four at home (Georgia Tech, Virginia Tech, Wake Forest, Clemson). From Feb. 1 to March 1, Notre Dame was the biggest mover in kenpom AdjEM across the Power-Five conferences. Another fun stat: when the first NET rankings came on Dec. 4, the Irish were 238. On March 10, the Irish were up to 126.

An early Coach Shrewsberry stamp on the program was the defensive intensity. Notre Dame scoring defense of 67.2 finished with a national ranking of 49th in the country, plus 3rd in the ACC. According to KenPom, Notre Dame's defensive efficiency ranked 39th nationally. In ACC play, Notre Dame

ranked 2nd in scoring defense (66.4) and 2nd in field goal percentage defense (47). Of the 20 ACC games – all but three (Virginia Tech on March 9, UNC on March 5 & Syracuse on Feb. 24) were held under their season average, with Miami, Duke and Louisville each held to season-low point totals.

Lastly – two freshman guards flourished under Coach Shrewsberry in Markus Burton and Braeden Shrewsberry. Burton became the program's first ACC Rookie of the Year. He also broke the program freshman scoring record after dropping 577 points. Burton averaged 17.5 points both on the season and in league play, leading the Irish. Shrewsberry was the lone other Irish to finish in double figures, averaging 10.2 points on the year and 11.3 points in ACC play. With that said, Burton and Shrewsberry became the 9th ACC freshmen duo in league history to rank No. 1 and No. 2 for their team in scoring, proving the future is bright in South Bend.

### Prior to Notre Dame

Prior to Notre Dame, Shrewsberry produced a historic turnaround as the head coach at Penn State. After a 14-17 first season, Shrewsberry produced a 23-14 mark in 2022-23, just the 12th 20-win season in the 127-year history of Penn State basketball. Furthermore, he collected more Big Ten wins (17) in his first two seasons than any other Penn State head coach.

Shrewsberry certainly captured the nation's attention in late February and into March, going 9-3 over their last 12 games. Shrewsberry then made plenty of noise in the 2023 Big Ten Tournament in Chicago, defeating No. 7 Illinois, No. 2 Northwestern and No. 3 Indiana to reach the championship game as the No. 10 seed. It marked the program's second-ever Big Ten title game appearance. Penn State was just the third double-digit seed to reach the Big Ten Tournament championship game and the first since 2008.

The Nittany Lions then made their first appearance in the NCAA Tournament since 2011. In the first round, Shrewsberry and the Nittany Lions knocked off No. 7 seed and SEC Tournament runner-up Texas A&M, winning the program's first NCAA Tournament game since 2001.

In year one at Penn State, Shrewsberry engineered the Big Ten's best scoring defense and guided the squad to their best defensive season (65.0 points allowed per game) in 11 years. The Nittany Lions advanced to the quarterfinal round of the Big Ten Tournament after winning two postseason games, making Shrewsberry one of just two first-year Big Ten coaches since 2008 to win two Big Ten Tournament games.

Recruiting-wise, Shrewsberry made an instant splash in Happy Valley. In his first year, Shrewsberry signed the highest-ranked recruiting class in program history, a consensus top-30 class. A year later, he signed his second-straight top-30 recruiting class, marking the first time in program history that the Nittany Lions had signed back-to-back top-30 recruiting classes.

Development-wise, Shrewsberry proved himself there as well, turning Jalen Pickett and Seth Lundy into 2nd Round NBA Draft picks. It marked the first time in program history that two Nittany Lions were selected.

Statistically speaking, the 2022-23 squad set the BIG and Penn State single-season team record for three-pointers made in a season with 385. The Nittany Lions compiled a total of five top-15 national statistical rankings. In addition, Shrewsberry tutored an Associated Press All-American in Jalen Pickett and a total of three All-Big Ten players during the 2022-23 season.

Prior to his time with Penn State, Shrewsberry experienced two separate stints at Purdue – one as assistant coach from 2011-13 and another as associate head coach from 2019-21. Highlights include the 2020-21 season, in which Shrewsberry helped lead the Boilermakers to a 13-6 fourth-place finish in the Big Ten and an 18-10 overall mark, culminating in an NCAA Tournament at-large bid. Trevion Williams claimed first-team All-Big Ten honors, while Zach Edey and Jaden Ivey were All-Freshman Team selections. Shrewsberry played a major role in recruiting Ivey, who grew up in South Bend and is the son of Karen and Kevin Keyes Family Head Women's Basketball Coach Niele Ivey.

Another highlight from his time in West Lafayette includes the 2011-12 squad that produced a 22-13 record and reached the second round of the NCAA Tournament. Under Shrewsberry, Terone Johnson was one of the most improved players in the BIG, netting accolades from conference and

national entities.

In between his Purdue stints, Shrewsberry spent six seasons (2013-19) with the NBA's Boston Celtics as an assistant coach under Brad Stevens. During his tenure, the Celtics reached the playoffs in five consecutive seasons, including back-to-back appearances in the Eastern Conference Finals in 2017 and 2018.

Shrewsberry played a key role in the development of current NBA stars Brown and Tatum, who were the No. 3 picks in the 2016 and 2017 NBA Drafts, respectively. Tatum was an NBA All-Rookie Team first-team selection, while Brown earned second-team All-Rookie honors.

The Brad Stevens connection was previously made at Butler University, where Shrewsberry spent one year as the director of operations then three as an assistant coach. With Shrewsberry on the sidelines, the Bulldogs compiled an 87-21 record, won two Horizon League regular-season championships and two Horizon League Tournament titles and made three NCAA Tournament appearances – which included back-to-back runs to the national championship game in 2010 and 2011.

Also at Butler, he aided in the development of Gordon Hayward, who was the 2009 Horizon League Newcomer of the Year, the 2010 Horizon League Player of the Year and a 2010 Final Four All-Tournament Team selection. Hayward was the ninth overall pick in the 2010 NBA Draft by the Utah Jazz.

Continuing on Shrewsberry's basketball journey, he spent time as the director of basketball operations at Marshall University (2003-05) and an assistant coach at DePauw University (2001-03) and Wabash College (2000-01). At DePauw, Shrewsberry led the Tigers to a 42-12 record with a pair of conference championships.

Shrewsberry was also the first men's basketball head coach at Indiana University South Bend. Shrewsberry started his coaching career as a graduate assistant at the University of Indianapolis in 1999-2000.

An Indianapolis area native, Shrewsberry earned his bachelor's degree from Hanover College in 1999 and a master's degree from Indiana State in 2003. As a player at Hanover, Shrewsberry was a three-year starting guard and team tri-captain.

He and his wife, Molly, have four children, Braeden, Nicholas, Caitlin and Grace.



# BRADY STEVENS

FRESHMAN | GUARD

@\_bradystevens @\_BradyStevens

Height	6-4
Eligibility	Freshman
Hometown	Boston, MA

### Season Highs

Pts	.....
Rebs	.....
FGM	.....
FGA	.....
3FGM	.....
3FGA	.....
FTM	.....
FTA	.....
Ast	.....
Blk	.....
Stl	.....

Double Figure Scoring	.....0
20+ Point Games	.....0
Double-Figure Rebounds	.....0
Double-Doubles	.....0

### Career Highs

Pts	.....
Rebs	.....
FGM	.....
FGA	.....
3FGM	.....
3FGA	.....
FTM	.....
FTA	.....
Ast	.....
Blk	.....
Stl	.....

Double Figure Scoring	.....0
20+ Point Games	.....0
Double-Figure Rebounds	.....0
Double-Doubles	.....0

## 2024-25 GAME-BY-GAME

## CAREER STATS

### Freshman Season (2024-25)

#### Prep Recap

Attended Wellesley High

Three-time First Team All-Conference selection

Two career MIAA playoff wins

Scored over 1,000 career points – second most in school history – in only 72 career games

Top-three scoring performances in school history – 41, 37, 34

Averaged 23.1 points, 3.4 assists and 6.2 rebounds as a senior

Prep career highlight – scored 37 points and led his team to a playoff win vs. Doherty Memorial as a junior

Played in the Middlesex Magic program from 2019-22

Was the 2022 16U UAA Spring Champs

Played in the NY Renaissance EYBL program in 2023

Father, Brad Stevens, is President of Basketball Operations with the Boston Celtics. Mother, Tracy Stevens, played soccer at Depauw

Intended major at Notre Dame – Strategic Management



# 1

## JULIAN ROPER II

### SENIOR | GUARD

@juoperii      @JuRoper

Height	6-4
Eligibility	Senior
Hometown	Detroit, MI

#### Season Highs

<b>Pts</b> .....	<b>4</b> vs North Dakota, 11/19/24
<b>Rebs</b> .....	<b>3</b> vs North Dakota, 11/19/24
<b>FGM</b> .....	<b>2</b> vs North Dakota, 11/19/24
<b>FGA</b> .....	<b>6</b> vs North Dakota, 11/19/24
<b>3FGM</b> .....	<b>2</b> vs North Dakota, 11/19/24
<b>3FGA</b> .....	<b>2</b> vs North Dakota, 11/19/24
<b>FTM</b> .....	
<b>FTA</b> .....	
<b>Ast</b> .....	<b>2</b> vs North Dakota, 11/19/24
<b>Blk</b> .....	
<b>Stl</b> .....	<b>5</b> vs North Dakota, 11/19/24

Double Figure Scoring .....	0
20+ Point Games .....	0
Double-Figure Rebounds .....	0
Double-Doubles .....	0

#### Career Highs

<b>Pts</b> .....	<b>14</b> vs Western Michigan, 12/5/23
<b>Rebs</b> .....	<b>10</b> at Boston College, 1/15/24
<b>FGM</b> .....	<b>6</b> vs Western Michigan, 12/5/23
<b>FGA</b> .....	<b>12</b> vs. Western Carolina, 11/11/23
<b>3FGM</b> .....	<b>3</b> at Marquette, 12/9/23
<b>3FGA</b> .....	<b>6, 3x</b> last vs Florida St, 1/13/23
<b>FTM</b> .....	<b>4, 2x</b> last vs Quinnipiac, 12/22/22
<b>FTA</b> .....	<b>5, 2x</b> last vs Quinnipiac, 12/22/22
<b>Ast</b> .....	<b>3, 2x</b> last vs Maryland Eastern Shore 11/22/23
<b>Blk</b> .....	<b>4</b> vs Quinnipiac, 12/22/22
<b>Stl</b> .....	<b>5</b> vs North Dakota, 11/19/24

Double Figure Scoring .....	7
20+ Point Games .....	0
Double-Figure Rebounds .....	1
Double-Doubles .....	0

#### 2024-25 GAME-BY-GAME

Opponent	Date	GS	MIN	Total		3-Pointers		Free throws		Rebounds				PF	A	TO	BLK	STL	PTS	AVG
				FG-FGA	PCT	3FG-3FGA	PCT	FT-FTA	PCT	OFF	DEF	TOT	AVG							
Stonehill	11/06/2024		09:44	0-1	.000	0-1	.000	0-0	.000	0	2	2	2.0	1	1	0	0	1	0	0.0
Buffalo	11/11/2024		04:14	0-0	.000	0-0	.000	0-0	.000	0	0	0	1.0	0	0	0	0	0	0.0	
at Georgetown	11/16/2024		10:14	0-0	.000	0-0	.000	0-0	.000	1	1	2	1.3	3	1	0	0	0	0.0	
North Dakota	11/19/2024		21:50	2-6	.333	0-2	.000	0-0	.000	1	2	3	1.8	1	2	0	1	5	4	1.0
<b>Totals</b>		<b>0</b>	<b>46:02</b>	<b>2-7</b>	<b>.286</b>	<b>0-3</b>	<b>.000</b>	<b>0-0</b>	<b>.000</b>	<b>2</b>	<b>5</b>	<b>7</b>	<b>1.8</b>	<b>5</b>	<b>4</b>	<b>0</b>	<b>1</b>	<b>6</b>	<b>4</b>	<b>1.0</b>

#### Player Averages

Games Played	Minutes/game	Points/game	FG Pct	3FG Pct	FT Pct	Rebounds/game	Assists/game	Turnovers/game	Assist/Turnover ratio	Steals/game	Blocks/game
4	11.5	1.0	28.6	0.0	0.0	1.8	1.0	0.0	4.0	1.5	0.3

#### CAREER STATS

SEASON	TEAM	GP-GS	MIN/AVG	Field Goals		3-Point		F-Throws		Rebounds				Scoring						
				FG-FGA	FG%	3FG-3FGA	3FG%	FT-FTA	FT%	OFF	DEF	TOT	AVG	PF-FO	A	TO	BLK	STL	PTS	AVG
2021-22	NU	29-15	590/20.3	39-114	.342	18-51	.353	20-28	.714	32	67	99	3.4	50-1	28	13	14	25	116	4.0
2022-23	NU	15-0	321/21.4	24-53	.453	8-19	.421	10-22	.455	9	46	55	3.7	30-0	16	11	4	11	66	4.4
2023-24	ND	31-12	707/22.8	63-164	.384	28-83	.337	14-29	.483	31	94	125	4.0	60-0	20	28	5	29	168	5.4
2024-25	ND	4-0	46/11.5	2-7	.286	0-3	.000	0-0	.000	2	5	7	1.8	5-0	4	0	1	6	4	1.0
<b>TOTAL FOR ND</b>	<b>35-12</b>	<b>753/21.5</b>	<b>65-171</b>	<b>.380</b>	<b>28-86</b>	<b>.326</b>	<b>14-29</b>	<b>.483</b>	<b>33</b>	<b>99</b>	<b>132</b>	<b>3.8</b>	<b>65-0</b>	<b>24</b>	<b>28</b>	<b>6</b>	<b>35</b>	<b>172</b>	<b>4.9</b>	
<b>TOTAL</b>	<b>79-27</b>	<b>1664/21.1</b>	<b>128-338</b>	<b>.379</b>	<b>54-156</b>	<b>.346</b>	<b>44-79</b>	<b>.557</b>	<b>74</b>	<b>212</b>	<b>286</b>	<b>3.6</b>	<b>145-1</b>	<b>68</b>	<b>52</b>	<b>24</b>	<b>71</b>	<b>354</b>	<b>4.5</b>	

#### Senior Season (2024-25)

- Gave a spark in the 2nd half vs. North Dakota with his defensive play. Along with Burton, they ignited a scoring run that pushed what was a seven-point halftime lead to double-digits that kept the Fighting Hawks at bay. Roper finished with a career-high five steals to go with four points, three rebounds and one block.

#### Junior Season (2023-24)

- Played in 31 games with 12 starts, Averaged 22.8 min.  
 - 11 points at Virginia Tech (3/9) in ACC reg. season finale. It was his first double-digit scoring performance since Dec. 16 vs. Georgetown. Roper went 4-for-6 from the field, which included two threes.

- Went 4-for-6 from three over the final 3 games.  
 - Finished 33.7 percent from deep, which ranked as the 2nd highest on the team

- Perfect 3-for-3 from the field which included 2 treys at Syracuse (2/24), good for 8 points. His 7 rebounds were the most since Jan. 15.

- 7 points on 3-of-4 shooting, plus 5 boards in win over Virginia Tech on Feb. 10.

- Within a 2-minute span vs. Miami on Jan. 24, Roper II drained a three, took a charge and recorded a block to spark the Irish. He finished with 7 points, 4 rebounds.

- Career high 10 rebounds at Boston College (1/15).  
 - Had an absolute circus layup in the Georgetown game on his way to 13 points. Also grabbed a career best 3 steals.

- Knocked down a career high three triples at Marquette (12/9).

- Career high 14 points against Western Michigan (12/5), converting a career best six made field goals (6-8)

- 12 points in the win over Oklahoma State (11/17). Roper also reeled in 8 rebounds.





2

**LOGAN IMES**  
SOPHOMORE | GUARD

@logan\_imes @ImesLogan

Height	6-4
Eligibility	Sophomore
Hometown	Zionsville, IN

**Season Highs**

**Pts** ..... 5 vs Stonehill, 11/6/24  
**Rebs** ..... 4 vs Buffalo, 11/11/24  
**FGM** ..... 2 vs Stonehill, 11/6/24  
**FGA** ..... 2, 2x at Georgetown, 11/16/24  
**3FGM** ..... 1 vs Stonehill, 11/6/24  
**3FGA** ..... 1, 2x last at Georgetown, 11/16/24  
**FTM** .....  
**FTA** .....  
**Ast** ..... 2 vs Buffalo, 11/11/24  
**Blk** .....  
**Stl** ..... 1 at Georgetown, 11/16/24

**Career Highs**

**Pts** ..... 8 vs Virginia Tech, 2/10/24  
**Rebs** ..... 6 at Pitt, 2/3/24  
**FGM** ..... 3 vs. Florida St, 1/13/24  
**FGA** ..... 6 at Pitt, 2/3/24  
**3FGM** ..... 1, 9x last vs Stonehill, 11/6/24  
**3FGA** ..... 4 at Marquette, 12/9/23  
**FTM** ..... 3 vs. Virginia Tech, 2/10/24  
**FTA** ..... 4 vs. Virginia Tech, 2/10/24  
**Ast** ..... 4 vs. Miami, 1/24/24  
**Blk** ..... 1, 3x last Maryland Eastern Shore, 11/22/23  
**Stl** ..... 2, 2x last at Marquette, 12/9/23

Double Figure Scoring ..... 0	Double Figure Scoring ..... 0
20+ Point Games ..... 0	20+ Point Games ..... 0
Double-Figure Rebounds ..... 0	Double-Figure Rebounds ..... 0
Double-Doubles ..... 0	Double-Doubles ..... 0

**2024-25 GAME-BY-GAME**

Opponent	Date	GS	MIN	Total		3-Pointers		Free throws		Rebounds					PF	A	TO	BLK	STL	PTS	AVG
				FG-FGA	PCT	3FG-3FGA	PCT	FT-FTA	PCT	OFF	DEF	TOT	AVG								
Stonehill	11/06/2024		14:37	2-2	1.000	1-1	1.000	0-0	.000	0	2	2	2.0	1	0	1	0	0	0	5	5.0
Buffalo	11/11/2024		12:22	0-0	.000	0-0	.000	0-0	.000	0	4	4	3.0	2	2	0	0	0	0	2	2.5
at Georgetown	11/16/2024		03:04	1-2	.500	0-1	.000	0-0	.000	0	0	0	2.0	0	0	1	0	1	2	2.3	
North Dakota	11/19/2024		02:02	0-0	.000	0-0	.000	0-0	.000	0	0	0	1.5	0	0	0	0	0	0	1.8	
<b>Totals</b>		<b>0</b>	<b>32:05</b>	<b>3-4</b>	<b>.750</b>	<b>1-2</b>	<b>.500</b>	<b>0-0</b>	<b>.000</b>	<b>0</b>	<b>6</b>	<b>6</b>	<b>1.5</b>	<b>3</b>	<b>2</b>	<b>2</b>	<b>0</b>	<b>1</b>	<b>7</b>	<b>1.8</b>	

**Player Averages**

Games Played	Minutes/game	Points/game	FG Pct	3FG Pct	FT Pct	Rebounds/game	Assists/game	Turnovers/game	Assist/Turnover ratio	Steals/game	Blocks/game
4	8.0	1.8	75.0	50.0	0.0	1.5	0.5	0.5	1.0	0.3	0.0

**CAREER STATS**

SEASON	TEAM	GP-GS	MIN/AVG	Field Goals		3-Point		F-Throws		Rebounds				Scoring						
				FG-FGA	FG%	3FG-3FGA	3FG%	FT-FTA	FT%	OFF	DEF	TOT	AVG	PF-FO	A	TO	BLK	STL	PTS	AVG
2023-24	ND	31-3	546/17.6	20-66	.303	8-36	.222	14-17	.824	5	72	77	2.5	36-0	34	24	3	12	62	2.0
2024-25	ND	4-0	32/8.0	3-4	.750	1-2	.500	0-0	.000	0	6	6	1.5	3-0	2	2	0	1	7	1.8
<b>TOTAL</b>		<b>35-3</b>	<b>578/16.5</b>	<b>23-70</b>	<b>.329</b>	<b>9-38</b>	<b>.237</b>	<b>14-17</b>	<b>.824</b>	<b>5</b>	<b>78</b>	<b>83</b>	<b>2.4</b>	<b>39-0</b>	<b>36</b>	<b>26</b>	<b>3</b>	<b>13</b>	<b>69</b>	<b>2.0</b>

**Sophomore Season [2024-25]**

- Went 2-for-2 from the field for 5 points in season opener.

**Freshman Season [2023-24]**

- Played in 31 games, with 3 starts, averaging 17.6 min.

- Dependable ball handler for Coach Shrews. Averaged less than a turnover per game with a 1.1 A/TO ratio.

- Scored all 8 of his season high points in the 2nd half in the win vs. Virginia Tech on Feb. 10. Went 3-fof-4 from the line (final 1:14 of the game) and hit a pivotal three-pointer with 7:23 left.

- In his 2nd start, Imes grabbed a season high 6 rebounds at Pitt (2/3), also supplying 4 points.

- 1st collegiate start at Virginia on Jan. 31 - 3 points, 5 rebounds, 3 assists and just 1 turnover.

- Season high 4 assists vs. Miami on Jan. 24.

- Got 20 min of action at #8 Marquette, tallying 5 points, 5 rebounds, 2 assists and 2 steals.

- Made his first collegiate three-pointer in the win over Oklahoma State on Nov. 17.



3

MARKUS BURTON
SOPHOMORE | GUARD

@markusburtonn @markussburton

Table with 2 columns: Attribute (Height, Eligibility, Hometown) and Value (6-0, Sophomore, Mishawaka, IN)

Season Highs

Table listing season high statistics: Pts (29), Rebs (9, 2x), FGM (13), FGA (21), 3FGM (2, 2x), 3FGA (7), FTM (8), FTA (8), Ast (8), Blk, Stl (3)

Career Highs

Table listing career high statistics: Pts (31), Rebs (9, 2x), FGM (13), FGA (21, 2x), 3FGM (3, 3x), 3FGA (9), FTM (12), FTA (12), Ast (8, 4x), Blk (1, 7x), Stl (6)

Table comparing Season and Career figures for Double Figure Scoring, 20+ Point Games, 30+ Point Games, Double-Figure Rebounds, and Double-Doubles.

2024-25 GAME-BY-GAME

Table with 17 columns: Opponent, Date, GS, MIN, FG-FGA, PCT, 3FG-3FGA, PCT, FT-FTA, PCT, REB, PF, A, TO, BLK, STL, PTS, AVG

Player Averages

Table with 12 columns: Games Played, Minutes/game, Points/game, FG Pct, 3FG Pct, FT Pct, Rebounds/game, Assists/game, Turnovers/game, Assist/Turnover ratio, Steals/game, Blocks/game

CAREER STATS

Table with 17 columns: SEASON TEAM, GP-GS, MIN/AVG, FG-FGA, FG%, 3FG-3FGA, 3FG%, FT-FTA, FT%, OFF DEF TOT AVG, PF-FO, A, TO, BLK, STL, PTS, AVG

Awards

2024-25

Naismith Trophy College Player of the Year Watch List
Naismith Starting 5 - Bob Cousy PG of the Year Watch List
Preseason All-ACC First Team

2023-24

2024 ACC Rookie of the Year - Program's 3rd Rookie of the Year and 1st from the ACC
Third Team All-ACC // ACC All-Freshman Team
2023 Legends Classic All-Tournament Team
4-time ACC Rookie of the Week - ND record

Sophomore Season (2024-25)

- Only player in the country averaging 20+ points, 5+ assists, and 6+ rebounds.
- Shooting 52.0% from two-point range.
- A bucket shy of a career-high and a rebound shy of his first career double-double.
- A quiet first half at Georgetown (11/16), but turned it on in the second when he scored 12 of his 16 points.
- Burton flirted with what would have been just the program's second ever triple-double.
- Burton did Burton things in the season opener, posting 18 points & 5 assists against Stonehill.

Freshman Season (2023-24)

- His 17.5 ppg led all ACC freshmen. Ranked 3rd nationally amongst DI freshmen
- Burton's 577 points set a new ND freshman scoring record, surpassing the previous holder Troy Murphy.
- Only rookie in the country who averaged at least 17 points, 4 assists and 1.9 steals.
- ACC play only rankings: 17.5 points (6th), 2.2 steals (1st), 4.8 assists (3rd).
- 63 steals - tied Jerian Grant for 3rd most in an ND season.
- Burton averaged the 2nd most points in the ACC since Feb. 24 to the end of the season.

- Over 2 ACC Tournament games: 42 total points on a combined 12-for-31 shooting from the field. 11 total assists
- Dished out 95 assists in ACC play - ranked as the 4th most by an ND player
- Career high 31 points in the win over Wake Forest on Feb. 27. Dropped 19 in the first half. Career high 11-for-11 from the free-throw line.
- Double-digit points in all but 3 games.
- Stat line vs. Virginia Tech (2/10) - 16 points, eight assists and six steals, as the latter tied for the 3rd most steals in a single game in program history.

- Since 1996, only one other Irish player had produced two games in the same regular season with at least 15 points, 5 assists and 5 steals.
- Averaged 18.1 points at home, shooting 44.5 percent.
- Set the program record for most points in a freshman debut, pouring in 29 to lift the Irish to a 70-63 win over Niagara.
- 16 points on 6-for-6 shooting.



# 4

## SIR MOHAMMED

### FRESHMAN | GUARD

@sirmohammed13
 @thesirmohammed

Height	6-6
Eligibility	Freshman
Hometown	Charlotte, NC

#### Season Highs

Pts	5 vs Stonehill, 11/6/24
Rebs	6 vs Stonehill, 11/6/24
FGM	2 vs Stonehill, 11/6/24
FGA	7 vs Stonehill, 11/6/24
3FGM	
3FGA	3 vs Stonehill, 11/6/24
FTM	1 vs Stonehill, 11/6/24
FTA	2 vs Stonehill, 11/6/24
Ast	3 vs Stonehill, 11/6/24
Blk	1 vs Buffalo, 11/11/24
Stl	

Double Figure Scoring	0
20+ Point Games	0
Double-Figure Rebounds	0
Double-Doubles	0

#### Career Highs

Pts	5 vs Stonehill, 11/6/24
Rebs	6 vs Stonehill, 11/6/24
FGM	2 vs Stonehill, 11/6/24
FGA	7 vs Stonehill, 11/6/24
3FGM	
3FGA	3 vs Stonehill, 11/6/24
FTM	1 vs Stonehill, 11/6/24
FTA	2 vs Stonehill, 11/6/24
Ast	3 vs Stonehill, 11/6/24
Blk	1 vs Buffalo, 11/11/24
Stl	

Double Figure Scoring	0
20+ Point Games	0
Double-Figure Rebounds	0
Double-Doubles	0

#### Freshman Season (2024-25)

- On Monday, November 18, freshman guard Sir Mohammed underwent successful surgery performed by Dr. Brian Ratigan for a lower-body injury. Mohammed is expected to make a full recovery and return to play after an indefinite absence.

"We as the Notre Dame basketball family have been thinking about Sir, and are thankful that surgery was successful," said Glenn and Stacey Murphy Head Men's Basketball Coach, Micah Shrewsberry.

"Sir is a big part of our present and future," continued Shrewsberry. "Under the guidance of our medical staff, led by our athletic trainer, Nixon Dorvilien, we are very confident that Sir will receive the best care for his long-term health as he rehabs and returns to 100 percent health."

Mohammed averaged 2.5 points, 3.5 rebounds and 2.0 assists in the season's first two games.

#### Prep Recap

Ranked 43rd in the country by 247 Sports and 57th by ESPN. Part of three-player recruiting class that ranked 19th in the country by ESPN.

Averaged 13.5 points, 6.5 rebounds, 5.0 assists and 2.3 steals in 20.5 minutes over 24 games as a senior.

Led Myers Park to a 27-3 overall record with a 10-0 mark in conference play.

2024 Second-Team All-State // 2023 Second-Team All-State

Shot 53 percent from the field, 38 percent from 3 and 62 percent from the free-throw line.

Senior year highlight — dropping 30 points against St. Paul VI (Va.) Catholic.

Led Myers Park High to a 28-4 record, a national ranking and a 4A State championship title as a junior (first state championship game for Myers Park in more than 60 years).

Averaged 13.5 points, 5.3 rebounds 4.9 assists and 1.9 steals.

Played for Team Curry 17U on the Under Armour Next Circuit where he averaged 8.4 points and 4.3 assists in the summer of 2023.

Son of former NBA power forward Nazr Mohammed

#### 2024-25 GAME-BY-GAME

Opponent	Date	GS	MIN	Total		3-Pointers		Free throws		Rebounds				PF	A	TO	BLK	STL	PTS	AVG
				FG-FGA	PCT	3FG-3FGA	PCT	FT-FTA	PCT	OFF	DEF	TOT	AVG							
Stonehill	11/06/2024		16:32	2-7	.286	0-3	.000	1-2	.500	2	4	6	6.0	3	3	1	0	0	5	5.0
Buffalo	11/11/2024		09:26	0-2	.000	0-2	.000	0-0	.000	0	1	1	3.5	1	1	2	1	0	0	2.5
<b>Totals</b>		<b>0</b>	<b>25:58</b>	<b>2-9</b>	<b>.222</b>	<b>0-5</b>	<b>.000</b>	<b>1-2</b>	<b>.500</b>	<b>2</b>	<b>5</b>	<b>7</b>	<b>3.5</b>	<b>4</b>	<b>4</b>	<b>3</b>	<b>1</b>	<b>0</b>	<b>5</b>	<b>2.5</b>

#### Player Averages

Games Played	Minutes/game	Points/game	FG Pct	3FG Pct	FT Pct	Rebounds/game	Assists/game	Turnovers/game	Assist/Turnover ratio	Steals/game	Blocks/game
2	13.0	2.5	22.2	0.0	50.0	3.5	2.0	1.5	1.3	0.0	0.5

#### CAREER STATS

SEASON	TEAM	GP-GS	MIN/AVG	Field Goals		3-Point		F-Throws		Rebounds				Scoring						
				FG-FGA	FG%	3FG-3FGA	3FG%	FT-FTA	FT%	OFF	DEF	TOT	AVG	PF-FO	A	TO	BLK	STL	PTS	AVG
2024-25	ND	2-0	26/13.0	2-9	.222	0-5	.000	1-2	.500	2	5	7	3.5	4-0	4	3	1	0	5	2.5
<b>TOTAL</b>	<b>2-0</b>	<b>26/13.0</b>	<b>2-9</b>	<b>.222</b>	<b>0-5</b>	<b>.000</b>	<b>1-2</b>	<b>.500</b>	<b>2</b>	<b>5</b>	<b>7</b>	<b>3.5</b>	<b>4-0</b>	<b>4</b>	<b>3</b>	<b>1</b>	<b>0</b>	<b>5</b>	<b>2.5</b>	



# 5

## COLE CERTA FRESHMAN | GUARD

@colecerta      @ColeCerta

Height	6-5
Eligibility	Freshman
Hometown	Le Roy, IL

### Season Highs

Pts	.....
Rebs	..... 1 vs Stonehill, 11/6/24
FGM	.....
FGA	.....
3FGM	.....
3FGA	.....
FTM	.....
FTA	.....
Ast	.....
Blk	.....
Stl	.....

Double Figure Scoring	..... 0
20+ Point Games	..... 0
Double-Figure Rebounds	..... 0
Double-Doubles	..... 0

### Career Highs

Pts	.....
Rebs	..... 1 vs Stonehill, 11/6/24
FGM	.....
FGA	.....
3FGM	.....
3FGA	.....
FTM	.....
FTA	.....
Ast	.....
Blk	.....
Stl	.....

Double Figure Scoring	..... 0
20+ Point Games	..... 0
Double-Figure Rebounds	..... 0
Double-Doubles	..... 0

### Freshman Season [2024-25]

- Subbed-in in the final minutes of the season opener and grabbed his first collegiate rebound.

### Prep Recap

Ranked 89th overall in the country by ESPN and 90th by 247 Sports.

Spent his senior year at the IMG Academy in Bradenton, Florida.

Averaged 8.3 points, 3.0 rebounds and 1.5 assists in 21.0 minutes as a senior.

Helped IMG achieve a 20-9 overall record, losing to St. Paul VI Catholic High School, 101-89, in the first round of the Chipotle Nationals.

Made 110 3-pointers and shot 42 percent.

Spent his first three years of high school at Bloomington Central Catholic in Illinois.

As a junior, Certa led the Saints to a 26-12 record and Illinois Class 2A runner-up finish.

Earned First Team All-State honors after averaging 26.1 points, 5.3 rebounds and 2.4 assists. Certa also knocked down 115 triples during his junior campaign.

Played on the Illinois Wolves as part of the Under Armour Elite 24 event.

A four-star prospect ranked 74th overall by 247Sports and 89th by ESPN

### 2024-25 GAME-BY-GAME

Opponent	Date	GS	MIN	Total		3-Pointers		Free throws		Rebounds				PF	A	TO	BLK	STL	PTS	AVG
				FG-FGA	PCT	3FG-3FGA	PCT	FT-FTA	PCT	OFF	DEF	TOT	AVG							
Stonehill	11/06/2024		02:36	0-0	.000	0-0	.000	0-0	.000	0	1	1	1.0	0	0	0	0	0	0	0.0
at Georgetown	11/16/2024		01:07	0-0	.000	0-0	.000	0-0	.000	0	0	0	0.5	0	0	0	0	0	0.0	
<b>Totals</b>		<b>0</b>	<b>03:43</b>	<b>0-0</b>	<b>.000</b>	<b>0-0</b>	<b>.000</b>	<b>0-0</b>	<b>.000</b>	<b>0</b>	<b>1</b>	<b>1</b>	<b>0.5</b>	<b>0</b>	<b>0</b>	<b>0</b>	<b>0</b>	<b>0</b>	<b>0.0</b>	

### Player Averages

Games Played	Minutes/game	Points/game	FG Pct	3FG Pct	FT Pct	Rebounds/game	Assists/game	Turnovers/game	Assist/Turnover ratio	Steals/game	Blocks/game
2	1.9	0.0	0.0	0.0	0.0	0.5	0.0	0.0	0.0	0.0	0.0

### CAREER STATS

SEASON	TEAM	GP-GS	MIN/AVG	Field Goals		3-Point		F-Throws		Rebounds				Scoring						
				FG-FGA	FG%	3FG-3FGA	3FG%	FT-FTA	FT%	OFF	DEF	TOT	AVG	PF	FO	A	TO	BLK	STL	PTS
2024-25	ND	2-0	4/1.9	0-0	.000	0-0	.000	0-0	.000	0	1	1	0.5	0-0	0	0	0	0	0	0.0
<b>TOTAL</b>		<b>2-0</b>	<b>4/1.9</b>	<b>0-0</b>	<b>.000</b>	<b>0-0</b>	<b>.000</b>	<b>0-0</b>	<b>.000</b>	<b>0</b>	<b>1</b>	<b>1</b>	<b>0.5</b>	<b>0-0</b>	<b>0</b>	<b>0</b>	<b>0</b>	<b>0</b>	<b>0</b>	<b>0.0</b>



# 7

## TAE DAVIS JUNIOR | FORWARD

@taeedavis     
 @DanteDavis\_

Height	6-9
Eligibility	Junior
Hometown	Indianapolis, IN

### Season Highs

Pts	27 vs Buffalo, 11/11/24
Rebs	8 at Georgetown, 11/16/24
FGM	7 vs Buffalo, 11/11/24
FGA	13 vs Buffalo, 11/11/24
3FGM	1, 2x last at Georgetown, 11/16/24
3FGA	3 vs Buffalo, 11/11/24
FTM	12 vs Buffalo, 11/11/24
FTA	13 vs Buffalo, 11/11/24
Ast	1, 3x last vs North Dakota, 11/19/24
Blk	1 vs North Dakota, 11/19/24
Stl	2 vs Buffalo, 11/11/24

Double Figure Scoring	2
20+ Point Games	1
Double-Figure Rebounds	0
Double-Doubles	0

### Career Highs

Pts	27 vs Buffalo, 11/11/24
Rebs	10, 3x last at Georgia Tech, 1/9/24
FGM	8 vs Western Michigan, 12/5/23
FGA	13 vs Buffalo, 11/11/24
3FGM	1, 11x last at Georgetown, 11/16/24
3FGA	3, 5x last vs Buffalo, 11/11/24
FTM	12 vs Buffalo, 11/11/24
FTA	13 vs Buffalo, 11/11/24
Ast	5 at Syracuse, 2/24/24
Blk	2 vs Citadel, 12/19/23
Stl	3, 2x last vs Siena, 11/27/22

Double Figure Scoring	19
20+ Point Games	1
Double-Figure Rebounds	3
Double-Doubles	3

### 2024-25 GAME-BY-GAME

Opponent	Date	GS	MIN	Total		3-Pointers		Free throws		Rebounds				PF	A	TO	BLK	STL	PTS	AVG	
				FG-FGA	PCT	3FG-3FGA	PCT	FT-FTA	PCT	OFF	DEF	TOT	AVG								
Stonehill	11/06/2024	*	17:51	2-6	.333	0-1	.000	5-7	.714	3	2	5	5.0	3	1	2	0	1	9	9.0	
Buffalo	11/11/2024	*	25:49	7-13	.538	1-3	.333	12-13	.923	2	4	6	5.5	3	1	0	0	2	27	18.0	
at Georgetown	11/16/2024	*	19:58	5-6	.833	1-1	1.000	2-2	1.000	2	6	8	6.3	3	0	2	0	0	13	16.3	
North Dakota	11/19/2024	*	23:30	3-5	.600	0-0	.000	2-2	1.000	1	4	5	6.0	2	1	1	1	1	8	14.3	
<b>Totals</b>			<b>4</b>	<b>87:08</b>	<b>17-30</b>	<b>.567</b>	<b>2-5</b>	<b>.400</b>	<b>21-24</b>	<b>.875</b>	<b>8</b>	<b>16</b>	<b>24</b>	<b>6.0</b>	<b>11</b>	<b>3</b>	<b>5</b>	<b>1</b>	<b>4</b>	<b>57</b>	<b>14.3</b>

### Player Averages

Games Played	Minutes/game	Points/game	FG Pct	3FG Pct	FT Pct	Rebounds/game	Assists/game	Turnovers/game	Assist/Turnover ratio	Steals/game	Blocks/game
4	21.8	14.3	56.7	40.0	87.5	6.0	0.8	1.3	0.6	1.0	0.3

### CAREER STATS

SEASON	TEAM	GP-GS	MIN/AVG	Field Goals		3-Point		F-Throws		Rebounds				Scoring						
				FG-FGA	FG%	3FG-3FGA	3FG%	FT-FTA	FT%	OFF	DEF	TOT	AVG	PF-FO	A	TO	BLK	STL	PTS	AVG
2022-23	SHU	32-2	428/13.4	21-65	.323	2-18	.111	47-68	.691	36	54	90	2.8	54-0	21	24	5	21	91	2.8
2023-24	ND	32-31	833/26.0	103-213	.484	7-38	.184	81-112	.723	56	107	163	5.1	78-2	33	48	11	18	294	9.2
2024-25	ND	4-4	87/21.8	17-30	.567	2-5	.400	21-24	.875	8	16	24	6.0	11-0	3	5	1	4	57	14.3
<b>TOTAL FOR ND</b>	<b>36-35</b>	<b>920/25.6</b>	<b>120-243</b>	<b>.494</b>	<b>9-43</b>	<b>.209</b>	<b>102-136</b>	<b>.750</b>	<b>64</b>	<b>123</b>	<b>187</b>	<b>5.2</b>	<b>89-2</b>	<b>36</b>	<b>53</b>	<b>12</b>	<b>22</b>	<b>351</b>	<b>9.8</b>	
<b>TOTAL</b>	<b>68-37</b>	<b>1348/19.8</b>	<b>141-308</b>	<b>.458</b>	<b>11-61</b>	<b>.180</b>	<b>149-204</b>	<b>.730</b>	<b>100</b>	<b>177</b>	<b>277</b>	<b>4.1</b>	<b>143-2</b>	<b>57</b>	<b>77</b>	<b>17</b>	<b>43</b>	<b>442</b>	<b>6.5</b>	

### Junior Season (2024-25)

- Averaging 7.8 fouls drawn/40 minutes which ranks 48th nationally.

- With that, Tae has improved his free-throw numbers every season in college and is off to a great start this season, shooting 87.5 percent (21-24).

- Averaging 14.3 ppg on 56.7% shooting.

- 13 points and a team high eight rebounds at Georgetown (11/16).

- Buffalo was Tae's breakout game and the Tae that can make Notre Dame a dangerous team. He poured in a career high 27 points on 7-of-13 shooting, plus a career best 12-for-13 from the free-throw line. He also scored 13 of Notre Dame's final 15 points in the 86-77 win.

- Scored 4 of the team's first 10 points and finished with 9 in the season-opening win vs. Stonehill.

### Sophomore Season (2023-24)

- Played in 32 games with 31 starts, averaging 26.0 min.

- Led the team in shooting percentage (.484).

- Team-wise: 2nd most rebounds on team (5.1), 2nd most O-Boards (1.8), 2nd most D-Boards (3.3).

- Finished season on the best stretch of his career: 7 straight double-digit scoring performances. Averaged 13.3 points on 52.5 percent shooting. 5.1 rebounds as well.

- Averaged 9.2 points (3rd most on team) & 5.2 rebounds (2nd most) in ACC play.

- Over 2 ACC Tournament games: 28 total points, 6 rebounds. Shot a combined 8-for-15 from the field, plus 11-for-15 from the free-throw line

- Another strong 2nd half effort from Davis at Virginia Tech (3/9), where he scored 11 of his 13 total points.

- Scored all 18 of his points in the 2nd half in the win over Clemson (3/2). Davis shot 5-of-6 from the field and 8-for-8 from the stripe.

- With the Irish only up 2 vs. Wake Forest (2/27), Davis got the ball in his hands and beat his defender 1-v-1 in a crucial take with 22 seconds left. Davis finished with 11 points.

- Made 44 of his last 52 from the free-throw line, raising his percentage from .618 to its finished number of .723.

- Helped power the Irish to victory over Georgia Tech on Feb. 14 with 17 points on 6-of-12 shooting plus six boards. Davis had one of the plays of the game scoring on a driving layup out of an in-bounds play with 3.5 seconds on the shot clock.

- Big 2nd half vs Marist to lift the Irish to victory. He scored 10 of the team's final 17 points of the game. Finished with 12 in the game. Made a season high 6 made free throws (6-6).

- Career high 19 points in win over Western Michigan on Dec. 5. Went 8-for-11 from the floor.

- Produced his first career double-double and against #8 Miami (12/2) no less - recording 12 points and 10 rebounds.



# 11 BRAEDEN SHREWSBERRY

SOPHOMORE | GUARD

[@braedenshrewsberry](#) [@BraedenShrews](#)

Height	6-4
Eligibility	Sophomore
Hometown	Granger, IN

### Season Highs

Pts	19 vs Buffalo, 11/11/24
Rebs	5 at Georgetown, 11/16/24
FGM	7 vs Buffalo, 11/11/24
FGA	13 vs Buffalo, 11/11/24
3FGM	4 vs Stonehill, 11/6/24
3FGA	7 vs North Dakota, 11/19/24
FTM	3 vs Buffalo, 11/11/24
FTA	3 vs Buffalo, 11/11/24
Ast	2, 2x last vs North Dakota, 11/19/24
Blk	1, 2x last vs Buffalo, 11/11/24
Stl	1, 2x last at Georgetown, 11/16/24

Double Figure Scoring	2
20+ Point Games	0
Double-Figure Rebounds	0
Double-Doubles	0

### Career Highs

Pts	25 at Georgia Tech, 1/9/24
Rebs	6 at Miami, 12/2/23
FGM	8, 2x last vs. Georgia Tech, 3/12/24
FGA	13, 3x last vs Buffalo, 11/11/24
3FGM	7 at Louisville, 2/21/24
3FGA	11 at Louisville, 2/21/24
FTM	6 at Georgia Tech, 1/9/24
FTA	6 at Georgia Tech, 1/9/24
Ast	2, 7x last vs North Dakota, 11/19/24
Blk	1, 3x last vs. Buffalo, 11/11/24
Stl	3 vs. Auburn, 11/16/23

Double Figure Scoring	19
20+ Point Games	3
Double-Figure Rebounds	0
Double-Doubles	0

### 2024-25 GAME-BY-GAME

Opponent	Date	GS	MIN	Total		3-Pointers		Free throws		Rebounds				PF	A	TO	BLK	STL	PTS	AVG
				FG-FGA	PCT	3FG-3FGA	PCT	FT-FTA	PCT	OFF	DEF	TOT	AVG							
Stonehill	11/06/2024	*	28:06	6-9	.667	4-5	.800	2-2	1.000	0	4	4	4.0	0	1	1	1	1	18	18.0
Buffalo	11/11/2024	*	34:07	7-13	.538	2-6	.333	3-3	1.000	1	2	3	3.5	0	1	1	1	0	19	18.5
at Georgetown	11/16/2024	*	34:14	4-8	.500	1-3	.333	0-0	.000	0	5	5	4.0	1	2	2	0	1	9	15.3
North Dakota	11/19/2024	*	27:40	3-11	.273	0-7	.000	0-0	.000	0	1	1	3.3	1	2	2	0	0	6	13.0
<b>Totals</b>			<b>4</b>	<b>124:07</b>	<b>20-41</b>	<b>.488</b>	<b>7-21</b>	<b>.333</b>	<b>5-5</b>	<b>1.000</b>	<b>1</b>	<b>12</b>	<b>13</b>	<b>3.3</b>	<b>2</b>	<b>6</b>	<b>2</b>	<b>2</b>	<b>52</b>	<b>13.0</b>

### Player Averages

Games Played	Minutes/game	Points/game	FG Pct	3FG Pct	FT Pct	Rebounds/game	Assists/game	Turnovers/game	Assist/Turnover ratio	Steals/game	Blocks/game
4	31.0	13.0	48.8	33.3	100.0	3.3	1.5	1.5	1.0	0.5	0.5

### CAREER STATS

SEASON TEAM	GP-GS	MIN/AVG	Field Goals		3-Point		F-Throws		Rebounds				Scoring							
			FG-FGA	FG%	3FG-3FGA	3FG%	FT-FTA	FT%	OFF	DEF	TOT	AVG	PF-FO	A	TO	BLK	STL	PTS	AVG	
2023-24	ND	33-15	934/28.3	115-289	.398	78-210	.371	28-34	.824	4	78	82	2.5	31-0	29	38	1	16	336	10.2
2024-25	ND	4-4	124/31.0	20-41	.488	7-21	.333	5-5	1.000	1	12	13	3.3	2-0	6	6	2	2	52	13.0
<b>TOTAL</b>		<b>37-19</b>	<b>1058/28.6</b>	<b>135-330</b>	<b>.409</b>	<b>85-231</b>	<b>.368</b>	<b>33-39</b>	<b>.846</b>	<b>5</b>	<b>90</b>	<b>95</b>	<b>2.6</b>	<b>33-0</b>	<b>35</b>	<b>44</b>	<b>3</b>	<b>18</b>	<b>388</b>	<b>10.5</b>

### Awards

2023-24

- ACC Rookie of the Week (Jan. 15, 2024)

### Sophomore Season (2024-25)

- Averaging 13.0 ppg on 48.8% shooting.

- In game two vs. Buffalo, Shrewsberry scored all 13 of his second-half points in the opening 7.5 minutes. He finished with 19 points, tying with Burton yet again.

- Made 78 threes last year and picked right back up in the season opener vs. Stonehill, draining 4-of-5 to tie for the team high in points with 18.

### Freshman Season (2023-24)

- Played all 33 games, with 15 starts, averaging 28.3 minutes.

- Drained 55 three-pointers in ACC play - a new Notre Dame ACC record. The previous record was 51 held by Prentiss Hubb, Matt Farrell and V.J. Beachem.

- His 55 ACC threes tied for the 4th most amongst league players.

- Shrews' 78 made threes on the year were the 2nd most by a freshman. His 2.4 made threes/game were 2nd nationally by a freshman as well.

- Tied the ND freshman single-game three-point record after he drained seven to finish with 23 points in the road win at Louisville (2/21). He tied the likes of Pat Connaughton, Chris Thomas and Ryan Hoover.

- 13 double-digit scoring performances over the last 19 games. Finished with 17 total on the season

- Delivered when the Irish needed him most, scoring 14 of his team high 23 points in the 2nd half of ND's 84-80 First Round ACC Tourney victory over Georgia Tech. Shrewsberry drained 4 of his 5 threes in the 2nd half. The 23 points were the most by a ND freshman in their ACC Tournament debut.

- Averaged 12.8 ppg in true road contests, shooting 48.2 percent from the field and 42.2 percent from three. Averaged 2.9 made threes/game.

- Averaged 11.3 points in ACC play (2nd most on team), shooting 42.3 percent from the field & 41.4 percent from deep - latter ranked 6th amongst ACC players & 7th all-time in program history for an ACC season. Averaged 2.8 made threes/game in league play - ranked 4th.

- Burton and Shrewsberry became the 9th ACC freshmen duo in league history to rank No. 1 and 2 for their team in scoring come season's end

- Overall games: 2.4 threes/game - 11th in the ACC.

- In the win over Clemson (3/2): Hit the dagger three with 1:29 left to put the Irish up 64-57 before the 69-62 final.

- Drained six threes (6-9) in the 2nd half at Syracuse (2/24) to tally 18 points.

- Breakout game on the road win at Georgia Tech (1/9), pouring in a season best 25 points. Shrewsberry hit five made threes, went 2-of-3 from two, and went a season best 6-for-6 from the stripe.



# 12 GARRETT SUNDRA

FRESHMAN | FORWARD

@garrettsundra @GarrettSundra

Height	6-11
Eligibility	Freshman
Hometown	Ashburn, VA

### Season Highs

Pts	2 vs Stonehill, 11/6/24
Rebs	
FGM	1 vs Stonehill, 11/6/24
FGA	1 vs Stonehill, 11/6/24
3FGM	
3FGA	
FTM	
FTA	
Ast	
Blk	
Stl	

### Career Highs

Pts	2 vs Stonehill, 11/6/24
Rebs	
FGM	1 vs Stonehill, 11/6/24
FGA	1 vs Stonehill, 11/6/24
3FGM	
3FGA	
FTM	
FTA	
Ast	
Blk	
Stl	

Double Figure Scoring	0	Double Figure Scoring	0
20+ Point Games	0	20+ Point Games	0
Double-Figure Rebounds	0	Double-Figure Rebounds	0
Double-Doubles	0	Double-Doubles	0

### 2024-25 GAME-BY-GAME

Opponent	Date	GS	MIN	Total		3-Pointers			Free throws			Rebounds				PF	A	TO	BLK	STL	PTS	AVG
				FG-FGA	PCT	3FG-3FGA	PCT	FT-FTA	PCT	OFF	DEF	TOT	AVG									
Stonehill	11/06/2024		02:36	1-1	1.000	0-0	.000	0-0	.000	0	0	0	0.0	0	0	0	0	0	0	2	2.0	
at Georgetown	11/16/2024		02:09	0-0	.000	0-0	.000	0-0	.000	0	0	0	0.0	0	0	1	0	0	0	1	1.0	
<b>Totals</b>		<b>0</b>	<b>04:45</b>	<b>1-1</b>	<b>1.000</b>	<b>0-0</b>	<b>.000</b>	<b>0-0</b>	<b>.000</b>	<b>0</b>	<b>0</b>	<b>0</b>	<b>0.0</b>	<b>0</b>	<b>0</b>	<b>1</b>	<b>0</b>	<b>0</b>	<b>2</b>	<b>1.0</b>		

### Player Averages

Games Played	Minutes/game	Points/game	FG Pct	3FG Pct	FT Pct	Rebounds/game	Assists/game	Turnovers/game	Assist/Turnover ratio	Steals/game	Blocks/game
2	2.4	1.0	100.0	0.0	0.0	0.0	0.0	0.5	0.0	0.0	0.0

### Freshman Season (2024-25)

- Checked-in in the final minutes of the season opener and secured his first basket as an Irish player.

### Prep Recap

Ranked 131st nationally by 247 Sports. ESPN has Sundra ranked 29th in his position and sixth overall in the state of Virginia.

Key contributor on a loaded Paul VI Catholic squad. In his senior year, Sundra captained a Panthers squad who achieved a 35-3 overall record and No. 1 ranking by MaxPreps.

Averaged 8.3 points, 6.8 rebounds, 2.3 assists and 2.0 steals per game.

As a junior, he helped Paul VI Catholic go 31-4 en route to a state title.

As a sophomore, the Panthers claimed the 2022 Bass Pro Tournament of Champions.

Competed on the Nike EYBL Circuit on Team Takeover. Won back-to-back Peach Jam championships.

Sundra showed off his touch in and around the paint on the EYBL Circuit, shooting 36-of-54 from two.

A four-star prospect by ESPN and top-100 overall recruit, Sundra ranked fifth in his state and 20th at his position.

He is the first Notre Dame scholarship player from the Commonwealth of Virginia.

### CAREER STATS

SEASON	TEAM	GP-GS	MIN/AVG	Field Goals		3-Point		F-Throws		Rebounds				Scoring						
				FG-FGA	FG%	3FG-3FGA	3FG%	FT-FTA	FT%	OFF	DEF	TOT	AVG	PF	FO	A	TO	BLK	STL	PTS
2024-25	ND	2-0	5/2.4	1-1	1.000	0-0	.000	0-0	.000	0	0	0	0.0	0-0	0	1	0	0	2	1.0
<b>TOTAL</b>	<b>2-0</b>	<b>5/2.4</b>	<b>1-1</b>	<b>1.000</b>	<b>0-0</b>	<b>.000</b>	<b>0-0</b>	<b>.000</b>	<b>0</b>	<b>0</b>	<b>0</b>	<b>0.0</b>	<b>0-0</b>	<b>0</b>	<b>1</b>	<b>0</b>	<b>0</b>	<b>2</b>	<b>1.0</b>	



# 14 KEBBA NJIE

## JUNIOR | FORWARD

@\_kebba      @\_kebbanjie

Height	6-10
Eligibility	Junior
Hometown	Centerville, OH

### Season Highs

<b>Pts</b>	<b>12</b> vs Buffalo, 11/11/24
<b>Rebs</b>	<b>10</b> vs Stonehill, 11/6/24
<b>FGM</b>	<b>5</b> vs Buffalo, 11/11/24
<b>FGA</b>	<b>7</b> vs Buffalo, 11/11/24
<b>3FGM</b>	<b>1</b> vs North Dakota, 11/19/24
<b>3FGA</b>	<b>1, 3x</b> last vs North Dakota, 11/19/24
<b>FTM</b>	<b>2</b> vs Buffalo, 11/11/24
<b>FTA</b>	<b>4</b> vs Buffalo, 11/11/24
<b>Ast</b>	<b>2</b> vs North Dakota, 11/19/24
<b>Blk</b>	<b>2</b> at Georgetown, 11/16/24
<b>Stl</b>	<b>1</b> vs Buffalo, 11/11/24

Double Figure Scoring	1
20+ Point Games	0
Double-Figure Rebounds	1
Double-Doubles	0

### Career Highs

<b>Pts</b>	<b>12, 2x</b> last vs Buffalo, 11/11/24
<b>Rebs</b>	<b>11</b> vs NC State, 1/3/24
<b>FGM</b>	<b>5</b> vs Buffalo, 11/11/24
<b>FGA</b>	<b>7, 4x</b> last vs Buffalo, 11/11/24
<b>3FGM</b>	<b>1, 3x</b> last vs North Dakota, 11/19/24
<b>3FGA</b>	<b>2, 2x</b> last vs Maryland Eastern Shore, 11/22/23
<b>FTM</b>	<b>9</b> vs. Georgia Tech, 3/12/24
<b>FTA</b>	<b>10</b> vs. Georgia Tech, 3/12/24
<b>Ast</b>	<b>2, 8x</b> last vs North Dakota, 11/19/24
<b>Blk</b>	<b>4</b> vs Quinnipiac, 12/22/22
<b>Stl</b>	<b>2, 2x</b> last vs. Wake Forest, 3/13/24

Double Figure Scoring	5
20+ Point Games	0
Double-Figure Rebounds	4
Double-Doubles	0

### 2024-25 GAME-BY-GAME

Opponent	Date	GS	MIN	Total		3-Pointers		Free throws		Rebounds				PF	A	TO	BLK	STL	PTS	AVG
				FG-FGA	PCT	3FG-3FGA	PCT	FT-FTA	PCT	OFF	DEF	TOT	AVG							
Stonehill	11/06/2024	*	18:49	4-5	.800	0-0	.000	1-1	1.000	3	7	10	10.0	2	0	2	0	0	9	9.0
Buffalo	11/11/2024	*	22:17	5-7	.714	0-1	.000	2-4	.500	2	3	5	7.5	0	0	3	1	1	12	10.5
at Georgetown	11/16/2024	*	20:48	4-5	.800	0-1	.000	0-0	.000	0	5	5	6.7	2	1	2	2	0	8	9.7
North Dakota	11/19/2024	*	21:14	2-4	.500	1-1	1.000	0-0	.000	2	2	4	6.0	1	2	1	1	0	5	8.5
<b>Totals</b>			<b>4 83:08</b>	<b>15-21</b>	<b>.714</b>	<b>1-3</b>	<b>.333</b>	<b>3-5</b>	<b>.600</b>	<b>7</b>	<b>17</b>	<b>24</b>	<b>6.0</b>	<b>5</b>	<b>3</b>	<b>8</b>	<b>4</b>	<b>1</b>	<b>34</b>	<b>8.5</b>

### Player Averages

Games Played	Minutes/game	Points/game	FG Pct	3FG Pct	FT Pct	Rebounds/game	Assists/game	Turnovers/game	Assist/Turnover ratio	Steals/game	Blocks/game
4	20.8	8.5	71.4	33.3	60.0	6.0	0.8	2.0	0.4	0.3	1.0

### Junior Season (2024-25)

- Averaged 3.8 ppg in his first 2 seasons. After four games this year, he's averaging 8.5 ppg.
- Kebba is shooting 71.4 percent from the floor (15-21 FG).
- He's also shooting 77.8 percent from two-point range.
- An efficient 4-for-5 day at Georgetown for 8 points, 5 boards and 2 blocks.
- In game 2 vs. Buffalo, Njie tied his career high of 12 points with an efficient 5-for-7 from the field.
- In season opener, Njie fell one point shy of what would have been his first double-double, finishing with 9 points, 10 rebounds. The 10 boards were only shy of his career high.

### Sophomore Season (2023-24)

- Missed the first four games after recovering from a right-hand injury sustained at practice a couple of days before the season opener. He then played in 29 games, with 27 starts, averaging 24.3 min/game.
- Led the team in rebounding (5.4) and offensive boards (2.0).
- ACC Tournament debut vs. Georgia Tech - Tied his season high of 11 points and nearly pulled off a double-double with 9 rebounds. Njie went a career best 9-of-10 from the free-throw line.
- 15 boards over 2 ACC Tournament games
- In ACC-play - 4.5 points & 5.5 rebounds
- Impacted the Georgia Tech game with 6 points and 7 rebounds and didn't attempt a field goal. Had a game-winning offensive board tip that landed in Burton's hands that iced the game with 2 seconds left.
- Season high 11 points on 4-of-7 shooting in the win over Virginia Tech on Feb. 10. Also grabbed 6 rebounds.
- In both Duke matchups, Kebba Njie had the assignment to lock down Kyle Filipowski and he did just that. Njie limited him to seven points in South Bend and eight points in Durham. Filipowski shot a combined 4-for-21.
- Career high 11 rebounds vs. NC State on Jan. 3. Three double-digit rebound games over the last 7 games.
- Nearly achieved his first career double-double with nine points against the #14/13 Blue Devils.
- First double-digit performance with the Irish came against Virginia on Dec. 30 - 10 points & 6 rebounds.
- Made his ND debut in the win over UMES (11/22). Njie came off the bench and tallied 7 points and 4 rebounds.

### CAREER STATS

SEASON	TEAM	GP-GS	MIN/AVG	Field Goals		3-Point		F-Throws		Rebounds				Scoring						
				FG-FGA	FG%	3FG-3FGA	3FG%	FT-FTA	FT%	OFF	DEF	TOT	AVG	PF-FO	A	TO	BLK	STL	PTS	AVG
2022-23	PSU	37-26	529/14.3	52-100	.520	1-5	.200	22-37	.595	39	89	128	3.5	76-0	17	33	17	6	127	3.4
2023-24	ND	29-27	703/24.3	37-99	.374	1-8	.125	51-67	.761	59	98	157	5.4	70-1	20	43	20	10	126	4.3
2024-25	ND	4-4	83/20.8	15-21	.714	1-3	.333	3-5	.600	7	17	24	6.0	5-0	3	8	4	1	34	8.5
<b>TOTAL FOR ND</b>	<b>33-31</b>	<b>786/23.8</b>	<b>52-120</b>	<b>.433</b>	<b>2-11</b>	<b>.182</b>	<b>54-72</b>	<b>.750</b>	<b>66</b>	<b>115</b>	<b>181</b>	<b>5.5</b>	<b>75-1</b>	<b>23</b>	<b>51</b>	<b>24</b>	<b>11</b>	<b>160</b>	<b>4.8</b>	
<b>TOTAL</b>	<b>70-57</b>	<b>1315/18.8</b>	<b>104-220</b>	<b>.473</b>	<b>3-16</b>	<b>.188</b>	<b>76-109</b>	<b>.697</b>	<b>105</b>	<b>204</b>	<b>309</b>	<b>4.4</b>	<b>151-1</b>	<b>40</b>	<b>84</b>	<b>41</b>	<b>17</b>	<b>287</b>	<b>4.1</b>	





# 20 J.R. KONIECZNY

## SENIOR | GUARD

[@thejrkonieczny](#) [@TheJrKonieczny](#)

Height	6-7
Eligibility	Junior
Hometown	South Bend, IN

### Season Highs

<b>Pts</b>	12 vs North Dakota, 11/19/24
<b>Rebs</b>	6 vs Buffalo, 11/11/24
<b>FGM</b>	6 vs North Dakota, 11/19/24
<b>FGA</b>	9 vs North Dakota, 11/19/24
<b>3FGM</b>	1, 2x last vs Buffalo, 11/11/24
<b>3FGA</b>	2, 3x last vs North Dakota, 11/19/24
<b>FTM</b>	1 vs Stonehill, 11/6/24
<b>FTA</b>	4 vs Stonehill, 11/6/24
<b>Ast</b>	3 at Georgetown, 11/16/24
<b>Blk</b>	1 vs Buffalo, 11/11/24
<b>Stl</b>	

Double Figure Scoring	1
20+ Point Games	0
Double-Figure Rebounds	0
Double-Doubles	0

### Career Highs

<b>Pts</b>	18, 2x last vs. Citadel, 12/19/23
<b>Rebs</b>	11, 2x last at Georgia Tech, 1/9/24
<b>FGM</b>	7, 2x last vs Citadel, 12/19/23
<b>FGA</b>	18 vs Citadel, 12/19/23
<b>3FGM</b>	4, 2x last vs. Virginia, 12/30/23
<b>3FGA</b>	9 vs Miami, 1/24/24
<b>FTM</b>	7 vs. Western Michigan, 12/5/23
<b>FTA</b>	7 vs. Western Michigan, 12/5/23
<b>Ast</b>	3, 2x last at Georgetown, 11/16/24
<b>Blk</b>	2 vs. Duke, 1/6/24
<b>Stl</b>	3 vs Boston College, 1/27/24

Double Figure Scoring	12
20+ Point Games	0
Double-Figure Rebounds	4
Double-Doubles	4

### 2024-25 GAME-BY-GAME

Opponent	Date	GS	MIN	Total		3-Pointers		Free throws		Rebounds				PF	A	TO	BLK	STL	PTS	AVG
				FG-FGA	PCT	3FG-3FGA	PCT	FT-FTA	PCT	OFF	DEF	TOT	AVG							
Stonehill	11/06/2024		14:36	2-5	.400	1-2	.500	1-4	.250	0	2	2	2.0	1	1	0	0	0	6	6.0
Buffalo	11/11/2024		18:06	3-3	1.000	1-1	1.000	1-1	1.000	0	6	6	4.0	2	0	1	1	0	8	7.0
at Georgetown	11/16/2024		18:42	1-4	.250	0-2	.000	0-0	.000	1	2	3	3.7	0	3	1	0	2	5.3	
North Dakota	11/19/2024		19:01	6-9	.667	0-2	.000	0-0	.000	2	2	4	3.8	0	1	0	0	12	7.0	
<b>Totals</b>		<b>0</b>	<b>70:25</b>	<b>12-21</b>	<b>.571</b>	<b>2-7</b>	<b>.286</b>	<b>2-5</b>	<b>.400</b>	<b>3</b>	<b>12</b>	<b>15</b>	<b>3.8</b>	<b>3</b>	<b>4</b>	<b>3</b>	<b>1</b>	<b>0</b>	<b>28</b>	<b>7.0</b>

### Player Averages

Games Played	Minutes/game	Points/game	FG Pct	3FG Pct	FT Pct	Rebounds/game	Assists/game	Turnovers/game	Assist/Turnover ratio	Steals/game	Blocks/game
4	17.6	7.0	57.1	28.6	40.0	3.8	1.0	0.8	1.3	0.0	0.3

### CAREER STATS

SEASON TEAM	GP-GS	MIN/AVG	Field Goals		3-Point		F-Throws		Rebounds				Scoring						
			FG-FGA	FG%	3FG-3FGA	3FG%	FT-FTA	FT%	OFF	DEF	TOT	AVG	PF-FO	A	TO	BLK	STL	PTS	AVG
2021-22 ND	7-0	23/3.3	5-6	.833	1-1	1.000	0-0	.000	0	1	1	0.1	4-0	1	2	1	3	11	1.6
2023-24 ND	32-19	725/22.7	85-212	.401	34-103	.330	41-49	.837	45	100	145	4.5	45-0	18	33	8	23	245	7.7
2024-25 ND	4-0	70/17.6	12-21	.571	2-7	.286	2-5	.400	3	12	15	3.8	3-0	4	3	1	0	28	7.0
<b>TOTAL</b>	<b>43-19</b>	<b>818/19.0</b>	<b>102-239</b>	<b>.427</b>	<b>37-111</b>	<b>.333</b>	<b>43-54</b>	<b>.796</b>	<b>48</b>	<b>113</b>	<b>161</b>	<b>3.7</b>	<b>52-0</b>	<b>23</b>	<b>38</b>	<b>10</b>	<b>26</b>	<b>284</b>	<b>6.6</b>

### Senior Season (2024-25)

- Most consistent guy off the bench. J.R. is averaging 7.0 points on 57.1% shooting.
- First double-digit points of the season vs. North Dakota (11/19), supplying 12 points on 6-of-9 shooting.
- Shooting 71.4 percent from two.
- Tied his career high of 3 assists at Georgetown (11/16).
- Becoming ND's super sub. In game two, J.R. was a perfect 3-for-3 for 8 points, which included a thunderous dunk. He also grabbed 6 boards.
- Broke the game open against Stonehill, coming off the bench to score five straight points, sparking a 9-3 run in which the Irish never looked back.

### Junior Season (2023-24)

- Coach Shrews often said, "J.R. brings such a joy to the game." Classic hustle-play guy.
- Played in 32 games with 19 starts. Averaged 22.7 min.
- Shot 33.0 percent from deep. Higher percentage in ACC play -- 40.6 percent.
- Averaged 7.4 points and 4.0 rebounds in ACC play. Shot 39.5 percent from the field.
- Led the team in double-doubles with 4.
- Team-wise: 3rd most rebounds (4.5), 3rd most O-boards (1.4)
- Perfect 4-for-4 shooting night at Louisville (2/21) to secure 9 points to go with his 5 rebounds.
- 10-point, 11-rebound, double-double at Georgia Tech on Jan. 9. 11 rebounds tied his career high.
- A career high four made three-pointers in a 14-point showing at #8 Miami (12/2).
- Man possessed to start the Virginia game, starting 4-for-4 from three and 6-for-6 from the field. Scored all 17 of his points in the first half to give the Irish a demanding 17-point lead by halftime.
- A breakout week at the Legends Classic for Konieczny. He produced back-to-back double-doubles in games against Auburn and Oklahoma St. He averaged 14.5 points and 10.5 rebounds. He also earned his first career start in the win over OKST (11/17).
- Against Auburn (11/16): First Irish double-double off the bench since Nate Laszewski at Miami on Jan. 24, 2021.



# 21 BURKE CHEBUHAR

## GRADUATE | FORWARD

@burke.chebuhar @BChebuhar

Height	6-8
Eligibility	Graduate
Hometown	Marietta, GA

### Season Highs

Pts	9	at Georgetown, 11/16/24
Rebs	3	at Georgetown, 11/16/24
FGM	3	at Georgetown, 11/16/24
FGA	3	at Georgetown, 11/16/24
3FGM	3	at Georgetown, 11/16/24
3FGA	3	at Georgetown, 11/16/24
FTM	2	vs North Dakota, 11/19/24
FTA	2	vs North Dakota, 11/19/24
Ast	1	at Georgetown, 11/16/24
Blk		
Stl		

### Career Highs

Pts	28	vs Lafayette, 2/10/24
Rebs	12, 2x	last at Lafayette, 2/10/24
FGM	8	at Lafayette, 3/7/24
FGA	11, 2x	last at Lafayette, 3/7/24
3FGM	6	at Lafayette, 3/7/24
3FGA	7	at Lafayette, 3/7/24
FTM	16	vs. Lafayette, 2/10/24
FTA	19	vs. Lafayette, 2/10/24
Ast	6	at Lafayette, 3/7/24
Blk	1, 10x	last vs Colgate, 3/2/24
Stl	2, 3x	last vs Bucknell, 1/10/24

Double Figure Scoring	0	Double Figure Scoring	10
20+ Point Games	0	20+ Point Games	3
Double-Figure Rebounds	0	Double-Figure Rebounds	4
Double-Doubles	0	Double-Doubles	3

### 2024-25 GAME-BY-GAME

Opponent	Date	GS	MIN	Total		3-Pointers		Free throws		Rebounds				PF	A	TO	BLK	STL	PTS	AVG
				FG-FGA	PCT	3FG-3FGA	PCT	FT-FTA	PCT	OFF	DEF	TOT	AVG							
Stonehill	11/06/2024		05:19	1-2	.500	1-2	.500	0-0	.000	1	0	1	1.0	0	2	0	0	3	3.0	
at Georgetown	11/16/2024		10:09	3-3	1.000	3-3	1.000	0-0	.000	1	2	3	2.0	1	1	0	0	9	6.0	
North Dakota	11/19/2024		04:24	0-0	.000	0-0	.000	2-2	1.000	0	0	0	1.3	0	0	0	0	2	4.7	
<b>Totals</b>		<b>0</b>	<b>19:51</b>	<b>4-5</b>	<b>.800</b>	<b>4-5</b>	<b>.800</b>	<b>2-2</b>	<b>1.000</b>	<b>2</b>	<b>2</b>	<b>4</b>	<b>1.3</b>	<b>1</b>	<b>1</b>	<b>2</b>	<b>0</b>	<b>14</b>	<b>4.7</b>	

### Player Averages

Games Played	Minutes/game	Points/game	FG Pct	3FG Pct	FT Pct	Rebounds/game	Assists/game	Turnovers/game	Assist/Turnover ratio	Steals/game	Blocks/game
3	6.6	4.7	80.0	80.0	100.0	1.3	0.3	0.7	0.5	0.0	0.0

### CAREER STATS

SEASON	TEAM	GP-GS	MIN	Field Goals		3-Point		F-Throws		Rebounds				Scoring						
				FG-FGA	FG%	3FG-3FGA	3FG%	FT-FTA	FT%	OFF	DEF	TOT	AVG	PF-FO	A	TO	BLK	STL	PTS	AVG
2021-22	Lehigh	11-0	17/1.5	2-4	.500	2-3	.667	4-6	.667	1	0	1	0.1	1-0	1	1	0	1	10	0.9
2022-23	Lehigh	11-0	24/2.2	2-8	.250	1-5	.200	0-2	.000	2	3	5	0.5	0-0	2	1	1	1	5	0.5
2023-24	Lehigh	32-22	729/22.8	79-171	.462	27-84	.321	56-73	.767	29	132	161	5.0	53-0	33	37	9	21	241	7.5
2024-25	ND	3-0	20/6.6	4-5	.800	4-5	.800	2-2	1.000	2	2	4	1.3	1-0	1	2	0	0	14	4.7
<b>TOTAL FOR ND</b>	<b>3-0</b>	<b>20/6.6</b>	<b>4-5</b>	<b>.800</b>	<b>.800</b>	<b>4-5</b>	<b>.800</b>	<b>2-2</b>	<b>1.000</b>	<b>2</b>	<b>2</b>	<b>4</b>	<b>1.3</b>	<b>1-0</b>	<b>1</b>	<b>2</b>	<b>0</b>	<b>0</b>	<b>14</b>	<b>4.7</b>
<b>TOTAL</b>	<b>57-22</b>	<b>790/13.9</b>	<b>87-188</b>	<b>.463</b>	<b>.351</b>	<b>62-83</b>	<b>.747</b>	<b>34</b>	<b>137</b>	<b>171</b>	<b>3.0</b>	<b>55-0</b>	<b>37</b>	<b>41</b>	<b>10</b>	<b>23</b>	<b>270</b>	<b>4.7</b>		

### AT NOTRE DAME

#### Graduate Season (2024-25)

- May have been the sub of the game at Georgetown, coming in & going 3-for-3 from beyond the arc to total 9 points in 10 minutes.

- Burke is 4-for-5 from three this young season.

### AT LEHIGH

#### Senior Season (2023-24)

Saved his best season for last at Lehigh, averaging 7.5 points and 5.0 rebounds

Started in 22 games while appearing in all 32

Led the Mountain Hawks in rebounding 11 times while producing 10 double-digit scoring games, with three of 20+

He produced a team-best four double-doubles.

Shot 46.2 percent from the floor, 32.1 percent from deep and 76.7 percent from the free-throw line.

Set a career-high in Lehigh's 94-90 double overtime win over Lafayette with 28 points. He shot 16-19 from the free throw line in the game and hit the shot to force OT and the free throws in double OT to clinch the victory.

Against Lafayette in the Patriot League quarterfinal, Chebuhar scored a game-high 22 points, dished out a career-high six assists and posted career-highs in field goal attempts/makes (8-11) and three-point attempts/ makes (6-7).

At Holy Cross, Chebuhar secured a 20-point, 10-rebound double-double.



# 25 NIKITA KONSTANTYNOVSKIY

## GRADUATE | FORWARD

@ konstyk\_n12 @ Konstyk\_n

Height	6-10
Eligibility	Graduate
Hometown	Kyiv, Ukraine

### Season Highs

<b>Pts</b>	<b>8</b> at Georgetown, 11/16/24
<b>Rebs</b>	<b>8</b> at Georgetown, 11/16/24
<b>FGM</b>	<b>4</b> at Georgetown, 11/16/24
<b>FGA</b>	<b>5</b> at Georgetown, 11/16/24
<b>3FGM</b>	
<b>3FGA</b>	<b>1</b> vs North Dakota, 11/19/24
<b>FTM</b>	<b>1</b> vs North Dakota, 11/19/24
<b>FTA</b>	<b>3</b> vs North Dakota, 11/19/24
<b>Ast</b>	<b>1</b> vs Buffalo, 11/11/24
<b>Blk</b>	<b>1</b> vs Buffalo, 11/11/24
<b>Stl</b>	<b>1</b> vs North Dakota, 11/19/24

### Career Highs

<b>Pts</b>	<b>22, 2x</b> last vs. Stony Brook, 2/17/24
<b>Rebs</b>	<b>20</b> vs. Stony Brook, 2/17/24
<b>FGM</b>	<b>9, 2x</b> last vs Stony Brook, 2/17/24
<b>FGA</b>	<b>14</b> vs NIU, 12/9/23
<b>3FGM</b>	
<b>3FGA</b>	<b>1, 2x</b> last vs North Dakota, 11/19/24
<b>FTM</b>	<b>7</b> vs. Rider, 12/16/23
<b>FTA</b>	<b>8</b> vs. Rider, 12/16/23
<b>Ast</b>	<b>3</b> vs. NIU, 12/9/23
<b>Blk</b>	<b>3, 3x</b> last vs. Towson, 1/4/24
<b>Stl</b>	<b>2, 4x</b> last vs N.C. A&T, 2/24/24

Double Figure Scoring	0	Double Figure Scoring	13
20+ Point Games	0	20+ Point Games	3
Double-Figure Rebounds	0	Double-Figure Rebounds	9
Double-Doubles	0	Double-Doubles	6

### 2024-25 GAME-BY-GAME

Opponent	Date	GS	MIN	Total		3-Pointers		Free throws		Rebounds				PF	A	TO	BLK	STL	PTS	AVG
				FG-FGA	PCT	3FG-3FGA	PCT	FT-FTA	PCT	OFF	DEF	TOT	AVG							
Stonehill	11/06/2024		13:16	2-3	.667	0-0	.000	0-0	.000	4	2	6	6.0	0	0	1	0	0	4	4.0
Buffalo	11/11/2024		07:31	0-0	.000	0-0	.000	0-0	.000	0	2	2	4.0	1	0	1	0	0	2.0	
at Georgetown	11/16/2024		15:24	4-5	.800	0-0	.000	0-0	.000	3	5	8	5.3	3	0	0	0	8	4.0	
North Dakota	11/19/2024		16:11	2-4	.500	0-1	.000	1-3	.333	0	5	5	5.3	3	0	0	0	1	5	4.3
<b>Totals</b>		<b>0</b>	<b>52:22</b>	<b>8-12</b>	<b>.667</b>	<b>0-1</b>	<b>.000</b>	<b>1-3</b>	<b>.333</b>	<b>7</b>	<b>14</b>	<b>21</b>	<b>5.3</b>	<b>7</b>	<b>1</b>	<b>1</b>	<b>1</b>	<b>1</b>	<b>17</b>	<b>4.3</b>

### Player Averages

Games Played	Minutes/game	Points/game	FG Pct	3FG Pct	FT Pct	Rebounds/game	Assists/game	Turnovers/game	Assist/Turnover ratio	Steals/game	Blocks/game
4	13.1	4.3	66.7	0.0	33.3	5.3	0.3	0.3	1.0	0.3	0.3

### CAREER STATS

SEASON	TEAM	GP-GS	MIN/AVG	Field Goals		3-Point		F-Throws		Rebounds				Scoring						
				FG-FGA	FG%	3FG-3FGA	3FG%	FT-FTA	FT%	OFF	DEF	TOT	AVG	PF-FO	A	TO	BLK	STL	PTS	AVG
2021-22	Tulsa	27-9	232/8.6	19-36	.528	0-0	.000	17-27	.630	30	42	72	2.7	34-0	4	17	9	4	55	2.0
2022-23	Tulsa	2-0	10/5.1	1-1	1.000	0-0	.000	0-0	.000	0	2	2	1.0	0-0	0	0	0	0	2	1.0
2023-24	MU	33-32	773/23.4	132-251	.526	0-1	.000	43-66	.652	94	173	267	8.1	74-1	30	36	20	17	307	9.3
2024-25	ND	4-0	52/13.1	8-12	.667	0-1	.000	1-3	.333	7	14	21	5.3	7-0	1	1	1	1	17	4.3
<b>TOTAL FOR ND</b>	<b>4-0</b>	<b>52/13.1</b>	<b>8-12</b>	<b>.667</b>	<b>0-1</b>	<b>.000</b>	<b>1-3</b>	<b>.333</b>	<b>7</b>	<b>14</b>	<b>21</b>	<b>5.3</b>	<b>7-0</b>	<b>1</b>	<b>1</b>	<b>1</b>	<b>1</b>	<b>17</b>	<b>4.3</b>	
<b>TOTAL</b>	<b>66-41</b>	<b>1067/16.2</b>	<b>160-300</b>	<b>.533</b>	<b>0-2</b>	<b>.000</b>	<b>61-96</b>	<b>.635</b>	<b>131</b>	<b>231</b>	<b>362</b>	<b>5.5</b>	<b>115-1</b>	<b>35</b>	<b>54</b>	<b>30</b>	<b>22</b>	<b>381</b>	<b>5.8</b>	

### AT NOTRE DAME

#### Graduate Season (2024-25)

- Played his role well at Georgetown (11/16), racking up 8 points on 4-for-5 shooting, plus a team-high 8 rebounds.
- First game as an Irish he cleaned up the boards, grabbing a team-high four offensive rebounds. Grabbed 6 total rebs.
- Shooting 72.7 percent from two

### AT MONMOUTH


#### Senior Season (2023-24)

Averaged 9.3 points and 8.1 rebounds per game, while guiding the Hawks to an 18-15 record with a 10-8 mark in the Coastal Athletic Association (CAA).

Top highlight of last season was an impressive 22-point, 20-rebound performance against Stony Brook. It marked the fourth 20-20 game in program history and the first since 1997 (also Monmouth's last 20-rebound game). It marked the sixth such game in Division I last season.

Notched six double-doubles last season, which ranked ninth in the CAA.

Also ranked fourth in the conference in rebounds per game, as well as second in offensive boards (2.9 – ranked 67th nationally).



# 41 MATT ALLOCCO

## GRADUATE | GUARD

Instagram: @mattallocco    X: @MattAllocco

Height	6-4
Eligibility	Graduate
Hometown	Hilliard, OH

### Season Highs

Pts	17	at Georgetown, 11/16/24
Rebs	5	at Georgetown, 11/16/24
FGM	6	at Georgetown, 11/16/24
FGA	10	at Georgetown, 11/16/24
3FGM	4	at Georgetown, 11/16/24
3FGA	8	at Georgetown, 11/16/24
FTM	2, 2x	vs North Dakota, 11/19/24
FTA	2, 4x	last vs North Dakota, 11/19/24
Ast	7	at Georgetown, 11/16/24
Blk		
Stl	1	vs Stonehill, 11/6/24

### Career Highs

Pts	25	vs. Dartmouth, 1/15/24
Rebs	12	vs Army, 11/24/22
FGM	10	at Duquesne, 11/15/23
FGA	14, 2x	last vs Brown, 3/16/24
3FGM	5, 2x	last vs Brown, 3/16/24
3FGA	9	vs Brown, 3/16/24
FTM	9	vs. Cornell, 2/3/23
FTA	10	vs. Cornell, 2/3/23
Ast	8, 2x	last at Bucknell, 11/29/23
Blk	2	vs. Northeastern, 11/26/22
Stl	4	vs Furman, 12/2/23

Double Figure Scoring	2	Double Figure Scoring	45
20+ Point Games	0	20+ Point Games	7
Double-Figure Rebounds	0	Double-Figure Rebounds	0
Double-Doubles	0	Double-Doubles	0

### 2024-25 GAME-BY-GAME

Opponent	Date	GS	MIN	Total		3-Pointers		Free throws		Rebounds				PF	A	TO	BLK	STL	PTS	AVG
				FG-FGA	PCT	3FG-3FGA	PCT	FT-FTA	PCT	OFF	DEF	TOT	AVG							
Stonehill	11/06/2024	*	24:15	3-3	1.000	2-2	1.000	2-2	1.000	1	2	3	3.0	1	2	0	0	1	10	10.0
Buffalo	11/11/2024	*	31:33	0-0	.000	0-0	.000	1-2	.500	0	3	3	3.0	2	2	0	0	1	5.5	
at Georgetown	11/16/2024	*	34:33	6-10	.600	4-8	.500	1-2	.500	0	5	5	3.7	2	7	1	0	17	9.3	
North Dakota	11/19/2024	*	30:21	1-3	.333	0-0	.000	2-2	1.000	1	3	4	3.8	0	2	1	0	4	8.0	
<b>Totals</b>			<b>4 120:42</b>	<b>10-16</b>	<b>.625</b>	<b>6-10</b>	<b>.600</b>	<b>6-8</b>	<b>.750</b>	<b>2</b>	<b>13</b>	<b>15</b>	<b>3.8</b>	<b>5</b>	<b>13</b>	<b>2</b>	<b>0</b>	<b>1</b>	<b>32</b>	<b>8.0</b>

### Player Averages

Games Played	Minutes/game	Points/game	FG Pct	3FG Pct	FT Pct	Rebounds/game	Assists/game	Turnovers/game	Assist/Turnover ratio	Steals/game	Blocks/game
4	30.2	8.0	62.5	60.0	75.0	3.8	3.3	0.5	6.5	0.3	0.0

### CAREER STATS

SEASON	TEAM	GP-GS	MIN/AVG	Field Goals		3-Point		F-Throws		Rebounds				Scoring						
				FG-FGA	FG%	3FG-3FGA	3FG%	FT-FTA	FT%	OFF	DEF	TOT	AVG	PF-FO	A	TO	BLK	STL	PTS	AVG
2021-22	PU	30-2	644/21.5	45-88	.511	19-42	.452	15-26	.577	16	69	85	2.8	41-1	45	20	2	18	124	4.1
2022-23	PU	32-32	1055/33.0	121-267	.453	46-120	.383	55-74	.743	19	135	154	4.8	64-0	68	45	6	24	343	10.7
2023-24	PU	29-29	975/33.6	126-248	.508	47-110	.427	70-77	.909	12	72	84	2.9	51-0	96	38	3	21	369	12.7
2024-25	ND	4-4	121/30.2	10-16	.625	6-10	.600	6-8	.750	2	13	15	3.8	5-0	13	2	0	1	32	8.0
<b>TOTAL FOR ND</b>		<b>4-4</b>	<b>121/30.2</b>	<b>10-16</b>	<b>.625</b>	<b>6-10</b>	<b>.600</b>	<b>6-8</b>	<b>.750</b>	<b>2</b>	<b>13</b>	<b>15</b>	<b>3.8</b>	<b>5-0</b>	<b>13</b>	<b>2</b>	<b>0</b>	<b>1</b>	<b>32</b>	<b>8.0</b>
<b>TOTAL</b>		<b>95-67</b>	<b>2794/29.4</b>	<b>302-619</b>	<b>.488</b>	<b>118-282</b>	<b>.418</b>	<b>146-185</b>	<b>.789</b>	<b>49</b>	<b>289</b>	<b>338</b>	<b>3.6</b>	<b>161-1</b>	<b>222</b>	<b>105</b>	<b>11</b>	<b>64</b>	<b>868</b>	<b>9.1</b>

### Awards

- Two-time Second Team All-Ivy League (2024, 2023)
- Third Team All-MBWA (2024)
- Two-time Ivy League Player of the Week
- Chris Sailer Leadership Award Recipient (2024)
- Jersey Jam MVP (2023)

### AT NOTRE DAME

#### Graduate Season (2024-25)

- Big-game moment at Georgetown (11/16), dropping 15 points in the first half on 5-of-6 shooting, 4-of-5 from three-point range. Finished with 17 points, 7 assists, 5 rebounds.

- His 6.5 A/TO Ratio ranks 20th nationally & 4th in the ACC.
- Ranks 18th nationally in Effective FG% - 81.2%
- Ranks 18th nationally in True Shooting% - 80.8%
- Didn't miss a shot in his first game in an Irish uniform: 3-for-3 from the field, 2-for-2 from deep, 2-for-2 from the line. Allocco finished in double figures with 10 points.

### AT PRINCETON

#### In The Record Book

#2, Highest Free Throw Percentage in a Season (min. 40 attempts), 90.9% (2023-24)

#### Senior Season (2023-24)

Was the only player in the nation to shoot at least 50% from the field, 40% from three and 90% from the free throw line while appearing in at least 25 games.

Ranked 29th in the nation in true shooting percentage (64.6), 61st in offensive rating (126.5) and 76th in effective field goal percentage (60.0%)

Ranked second in the Ivy League in assist/turnover ratio (2.5), third in minutes-per-game (33.7), fourth in three-point percentage (42.7%), sixth in assists-per-game (3.3), and tenth in field goal percentage (50.8%)

Averaged 12.7 points-per-game, 2.9 rebounds and had 21 steals

Made at least two three-pointers in 12 games

Led the team in scoring four times

Scored a career-high 25 points and went 8-for-14 from the field, 5-for-6 from three and 4-for-4 from the free throw line and handed out five assists in a win over Dartmouth on Jan. 15

Finished with 23 points on 10-for-10 shooting from the field and 2-for-2 from three in a victory at Duquesne on Nov. 15

Earned MVP honors at the Jersey Jam after recording 21 points on 9-for-13 shooting from the field and pulling down a career-high nine rebounds on Nov. 6 against Rutgers

# TV / RADIO ROSTER



**#0 Brady Stevens**  
Fr. // G // 6-4  
Boston, MA  
Wellesley



**#1 Julian Roper II**  
Sr. // G // 6-4  
Detroit, MI  
St. Mary's / Northwestern



**#2 Logan Imes**  
So. // G // 6-4  
Zionsville, IN  
Zionsville



**#3 Markus Burton**  
So. // G // 5-11  
Mishawaka, IN  
Penn



**#4 Sir Mohammed**  
Fr. // G // 6-6  
Charlotte, NC  
Myers Park



**#5 Cole Certa**  
Fr. // G // 6-5  
Le Roy, IL  
IMG Academy



**#7 Tae Davis**  
Jr. // F // 6-9  
Indianapolis, IN  
Warren Central / Seton Hall



**#10 JT Kelly**  
Jr. // G // 6-2  
Ponte Vedra Beach, FL  
Ponte Vedra



**#11 Braeden Shrewsberry**  
So. // G // 6-3  
State College, PA  
State College Area



**#12 Garrett Sundra**  
Fr. // F // 6-11  
Ashburn, VA  
Paul VI Catholic



**#14 Kebba Njie**  
Jr. // F // 6-10  
Centerville, OH  
La Lumiere / Penn St



**#15 Thomas Hattan**  
Jr. // G // 6-2  
San Clemente, CA  
San Juan Hills




**#20 J.R. Konieczny**  
Sr. // G // 6-7  
South Bend, IN  
St. Joseph



**#21 Burke Chebuhar**  
Gr. // F // 6-8  
Marietta, GA  
The Walker School / Lehigh



**#22 Thomas Crowe**  
Sr. // F // 6-7  
Macedonia, OH  
Archbishop Hoban



**#25 Nikita Konstantynovskiy**  
Gr. // F // 6-10  
Kyiv, Ukraine  
Northeastern A&M/Tulsa/Monmouth



**#41 Matt Allocco**  
Gr. // G // 6-4  
Hilliard, OH  
Hilliard Bradley / Princeton



**Micah Shrewsberry**  
Glenn & Stacey Murphy Head Coach  
2nd Season at ND  
3rd overall as Head Coach



**Kyle Getter**  
Associate Head Coach  
2nd Season at ND



**Mike Farrelly**  
Assistant Coach  
2nd Season at ND




**Ryan Owen**  
Assistant Coach  
2nd Season at ND



**Tre Whitted**  
Assistant to the Head Coach  
2nd Season at ND



**Grady Eifert**  
Development & Recruiting Coord.  
2nd Season at ND



**Brian Snow**  
Director of Recruiting  
2nd Season at ND