

SYRACUSE (4-3) AT NOTRE DAME (4-5)

Saturday, December 7, 2024 • Purcell Pavilion • South Bend, Ind. • 12:00 p.m. • The CW

2024-25 SCHEDULE

| November | | |
|---|----------------------|--------------------------|
|  | 4 LE MOYNE | W, 86-82 |
|  | 12 COLGATE | W, 74-72 |
|  | 16 YOUNGSTOWN STATE | W, 104-95 ^{2OT} |
| UKG Legends Classic, Brooklyn, N.Y. | | |
|  | 21 vs. Texas | L, 66-70 |
|  | 22 vs. Texas Tech | L, 74-79 |
|  | 27 CORNELL | W, 82-72 |
| December | | |
| SEC/ACC Challenge | | |
|  | 3 at #3/3 Tennessee | L, 70-96 |
|  | 7 at Notre Dame | 12:00 p.m. |
|  | 10 ALBANY | 7:00 p.m. |
|  | 14 GEORGETOWN | 2:30 p.m. |
| Gotham Challenge, Brooklyn, N.Y. | | |
|  | 21 vs. Maryland | 12:00 p.m. |
|  | 28 BUCKNELL | 2:00 p.m. |
|  | 31 WAKE FOREST | 2:00 p.m. |
| January | | |
|  | 4 at Florida State | 6:00 p.m. |
|  | 7 GEORGIA TECH | 7:00 p.m. |
|  | 11 at Boston College | 3:00 p.m. |
|  | 14 LOUISVILLE | 7:00 p.m. |
|  | 18 NOTRE Dame | 4:00 p.m. |
|  | 22 at Clemson | 7:00 p.m. |
|  | 25 PITTSBURGH | 12:00 p.m. |
|  | 29 at Stanford | 11:00 p.m. |
| February | | |
|  | 1 at California | 10:00 p.m. |
|  | 5 DUKE | 7:00 p.m. |
|  | 8 BOSTON COLLEGE | 3:15 p.m. |
|  | 11 at Miami | 7:00 p.m. |
|  | 15 NORTH CAROLINA | 6:00 p.m. |
|  | 18 at Pittsburgh | 7:00 p.m. |
|  | 26 NC STATE | 7:00 p.m. |
| March | | |
|  | 1 at Virginia Tech | 12:00 p.m. |
|  | 4 at SMU | 9:00 p.m. |
|  | 8 VIRGINIA | 8:00 p.m. |
| ACC Tournament, Charlotte, N.C. | | |
| | 11-15 ACC Tournament | TBA |



Tom Werme
Brian Oliver



Matt Park
Jim Satalin



Luke Burgess
Sam Reiss

SU Opens ACC Play At Notre Dame

Syracuse and Notre Dame square off in the first ACC encounter for both programs on Saturday, Dec. 7, in South Bend, Ind.

Syracuse-Notre Dame Series

- ✓ Syracuse holds a 34-23 advantage in the all-time series with Notre Dame.
- ✓ The Orange have won the last three contests against the Irish.
- ✓ SU is 15-11 all-time on the road against Notre Dame.

Syracuse Notes

- ✓ Freshman guard **Elijah Moore** had his best performance of the campaign with 24 points against Tennessee.
- ✓ Freshman forward **Donnie Freeman** leads Syracuse in rebounds per game (8.4).
- ✓ Junior guard **J.J. Starling** (19.8 ppg), Syracuse's top scorer, is out with a left hand injury.
- ✓ Sophomore guard **Chance Westry** made his Syracuse debut versus Tennessee after missing the entire 2023-24 season with a knee injury.

Notre Dame Notes









- ✓ The Irish have lost five consecutive games.
- ✓ Notre Dame's average home point differential is +14.5 points per game.
- ✓ Sophomore guard **Braeden Shrewsberry**, the son of **Coach Micah Shrewsberry**, has averaged 17 points per game over the last five contests.
- ✓ Notre Dame's leading scorer, sophomore guard **Markus Burton** (18.2 ppg), missed the last three games due to a knee injury.

| | 2024-25 | vs. | 2024-25 |
|--|---------|---------------------|---------|
| | 2024-25 | Season | 2024-25 |
| | 4-3 | W-L | 4-5 |
| | 4-3 | Last 10 | 4-5 |
| | 2-3 | Last 5 | 0-5 |
| | 79.4 | PPG | 74.8 |
| | 80.9 | OPP PPG | 71.2 |
| | -1.5 | Margin | +3.6 |
| | .450 | FG % | .471 |
| | .458 | FG % DEF | .419 |
| | .277 | 3PT % | .359 |
| | .319 | 3PT % DEF | .326 |
| | .677 | FT % | .759 |
| | 40.6 | RPG | 36.9 |
| | 34.7 | OPP RPG | 34.2 |
| | +5.9 | Margin | +2.7 |
| | 14.1 | Assists PG | 13.3 |
| | 9.9 | Turnovers PG | 10.4 |
| | 1.4 | A/TO Ratio | 1.3 |
| | 2.9 | Blocks PG | 2.0 |
| | 4.1 | Steals PG | 4.7 |

SYRACUSE STORYLINES

1. Syracuse begins Atlantic Coast Conference play at Notre Dame.
2. **Elijah Moore** has averaged 21.5 points per game over the last two outings.
3. **Donnie Freeman** has collected double-digit rebounds in four-of-seven games.

SYRACUSE TOP EIGHT (based on minutes played)

| 2024-25 | | | | | 2024-25 | | | | |
|---|---|------|-------|----------|---|--|------|-------|---------|
| No. | Player | Pos. | Class | PPG RPG | No. | Player | Pos. | Class | PPG RPG |
|  | 1 Donnie Freeman | F | Fr. | 11.7 8.4 |  | 5 Jaquan Carlos | G | Jr. | 3.9 1.9 |
| | <i>Season-best 13 rebounds vs. Texas Tech</i> | | | | | <i>Had seven points and four assists versus Tennessee</i> | | | |
| | <i>Career-high 23 points, 12 boards against Cornell</i> | | | | | <i>Has 23 assists, seven turnovers through seven games</i> | | | |
|  | 2 J.J. Starling | G | Jr. | 19.8 4.5 |  | 8 Elijah Moore | G | Fr. | 9.1 2.0 |
| | <i>Collegiate-best 38 points against Youngstown</i> | | | | | <i>Produced 19 points, seven rebounds in Cornell win</i> | | | |
| | <i>27 points versus Texas Tech</i> | | | | | <i>Career-high 24 points against #3 Tennessee</i> | | | |
|  | 3 Lucas Taylor | F | Sr. | 2.9 1.4 |  | 13 Jyare Davis | F | Sr. | 8.7 6.1 |
| | <i>Season-high nine points versus Cornell</i> | | | | | <i>22 points, 12 rebounds in season opener</i> | | | |
| | <i>He made his first Syracuse start at Tennessee</i> | | | | | <i>Eight points, nine boards versus Colgate</i> | | | |
|  | 4 Chris Bell | F | Jr. | 13.3 3.3 |  | 44 Eddie Lampkin Jr. | C | Gr. | 9.9 6.9 |
| | <i>He scored 22 points against Texas Tech</i> | | | | | <i>11 points, seven boards against Texas</i> | | | |
| | <i>Made 11-of-11 free throws vs. Texas Tech</i> | | | | | <i>Tallied 20 points, 13 rebounds vs. Le Moyne</i> | | | |

2024-25 SYRACUSE BASKETBALL ROSTER

Alphabetical

| No. | Name | Pos. | Ht. | Wt. | Yr. | Hometown (H.S./Prep/College) |
|-----|--------------------|------|------|-----|------|--|
| 4 | Bell, Chris | F | 6-7 | 192 | Jr. | Concord, Calif. (De La Salle/Wasatch Academy) |
| 5 | Carlos, Jaquan | G | 6-0 | 180 | Sr. | Brooklyn, N.Y. (Thomas Jefferson/Hofstra) |
| 12 | Clayton, Anthony | G | 6-0 | 180 | Sr. | Albany, N.Y. (Avon Old Farms, Conn./Clark) |
| 0 | Cuffe Jr., Kyle | G | 6-2 | 188 | RJr. | Harlem, N.Y. (Blair Academy/Kansas) |
| 13 | Davis, Jy'are | F | 6-7 | 220 | Sr. | Newark, Del. (Sanford/Providence/Delaware) |
| 51 | Fleisher, Nate | G | 6-1 | 175 | Sr. | Highland Park, Ill. (Highland Park, Ill.) |
| 1 | Freeman, Donnie | F | 6-9 | 205 | Fr. | Washington, D.C. (St. John's College/IMG Academy) |
| 34 | Gatty, Chris | G | 6-2 | 175 | So. | Katonah, N.Y. (The Master's School) |
| 44 | Lampkin, Eddie Jr. | C | 6-11 | 265 | Gr. | Houston, Texas (Morton Ranch/TCU/Colorado) |
| 24 | Lobdell, Noah | G | 6-0 | 140 | Fr. | Syracuse, N.Y. (Faith Heritage) |
| 10 | McLeod, Naheem | C | 7-4 | 265 | Sr. | Philadelphia, Pa. (Plymouth Whitmarsh/Chipola College, Pa./Florida State) |
| 6 | Majstorovic, Petar | F | 6-8 | 215 | Fr. | Sombor, Serbia |
| 8 | Moore, Elijah | G | 6-4 | 176 | Fr. | Bronx, N.Y. (Cardinal Hayes/Our Savior Lutheran) |
| 30 | Owens, Chaz | F | 6-5 | 205 | Gr. | Blue Bell, Pa. (Wissahickon/Shipley School/Scotland Campus/Ranger College) |
| 2 | Starling, J.J. | G | 6-4 | 206 | Jr. | Baldwinsville, N.Y. (Baldwinsville/La Lumiere School, Ind./Notre Dame) |
| 3 | Taylor, Lucas | G | 6-5 | 200 | Sr. | Raleigh, N.C. (Heritage/Wake Forest/Georgia State) |
| 11 | Westry, Chance | G | 6-6 | 205 | RSO. | Harrisburg, Pa. (AZ Compass Press School/Sierra Canyon School, Calif./Trinity, Pa./Auburn) |

Head Coach: Adrian Autry

Assistant Coaches: Dan Engelstadt, Allen Griffin, Brenden Straughn

Pronunciation Guide

| | | | |
|---------------|--------|-------------------|----------------------|
| Jaquan Carlos | J-kwon | Naheem McLeod | nah-HEEM |
| Jy'are Davis | jy-AIR | Petar Majstorovic | pet-AIR my-STRO-vich |

SYRACUSE KEY RESERVES

| No. | Player | Pos. | Class | 2024-25 | | No. | Player | Pos. | Class | 2024-25 | |
|--|----------------|------|-------|---------|-----|--|-------------------|------|-------|---------|-----|
| | | | | PPG | RPG | | | | | PPG | RPG |
| 0 | Kyle Cuffe Jr. | G | RJr. | 1.0 | 0.5 | 6 | Petar Majstorovic | C | Fr. | 2.5 | 3.2 |
| 10 points in exhibition against Slippery Rock Transferred from Kansas in 2023 | | | | | | Six rebounds in 11 minutes vs. Texas Tech Five points against Colgate | | | | | |
| 10 | Naheem McLeod | C | Sr. | 1.0 | 0.5 | 11 | Chance Westry | G | RSO. | 0.0 | 0.0 |
| Made his season debut against Texas Missed last 18 games of 2023-24 with injury | | | | | | Missed last season with knee injury Transfer from Auburn in 2023 | | | | | |

ORANGE IN THE NBA

| Player | at SU | Team | Notes |
|---------------|---------|-----------|-------------------------------|
| Jesse Edwards | 2019-23 | Minnesota | includes games of 12/5/2024 |
| Jerami Grant | 2012-14 | Portland | 20 games, 15.8 ppg., 3.5 rpg. |
| Cole Swider | 2021-22 | Detroit | 2 games, 0.0 ppg., 1.0 rpg. |

ORANGE IN THE G-LEAGUE

| Player | at SU | Team | Notes |
|-----------------|---------|---------------------|-------------------------------|
| Buddy Boenheim | 2018-22 | OKC Blue | 9 games, 13.0 ppg., 3.0 rpg. |
| Jesse Edwards | 2019-23 | Iowa Wolves | 10 games, 11.7 ppg., 6.6 rpg. |
| Quincy Guerrier | 2019-21 | Raptors 905 | 7 games, 13.9 ppg., 7.6 rpg. |
| Elijah Hughes | 2017-20 | Cleveland Charge | 10 games, 15.0 ppg., 4.4 rpg. |
| Judah Mintz | 2022-24 | Delaware Blue Coats | 10 games, 13.4 ppg., 4.2 apg. |
| Cole Swider | 2021-22 | Motor City Cruise | 7 games, 24.7 ppg., 4.9 rpg. |

ORANGE CAREER TOTALS

includes Tennessee game

Double-Digit Scoring Games

| Name | 2024-25 | Total |
|-----------------|---------|-------|
| Chris Bell | 5 | 31 |
| JJ Starling | 6 | 29 |
| Eddie Lampkin | 4 | 4 |
| Donnie Freeman | 4 | 4 |
| J'yare Davis | 2 | 2 |
| Elijah Moore | 2 | 2 |
| Kyle Cuffe, Jr. | | 1 |
| Naheem McLeod | | 1 |

20 + Point Games (does not include 30+)

| Name | 2024-25 | Total |
|----------------|---------|-------|
| Chris Bell | 2 | 7 |
| JJ Starling | 1 | 5 |
| J'yare Davis | 1 | 1 |
| Donnie Freeman | 1 | 1 |
| Eddie Lampkin | 1 | 1 |
| Elijah Moore | 1 | 1 |

30 + Point Games

| Name | 2024-25 | Total |
|---------------|---------|-------|
| J.J. Starling | 1 | 1 |
| Chris Bell | | 1 |

10 + Rebound Games

| Name | 2024-25 | Total |
|----------------|---------|-------|
| Donnie Freeman | 4 | 4 |
| Eddie Lampkin | 2 | 2 |
| J'yare Davis | 1 | 1 |

Double-Double

| Name | 2024-25 | Total |
|----------------|---------|-------|
| Donnie Freeman | 3 | 3 |
| Eddie Lampkin | 2 | 2 |
| J'yare Davis | 1 | 1 |

10+ Assist Games

| Name | 2024-25 | Total |
|------|---------|-------|
| | | |

3+ Block Games

| Name | 2024-25 | Total |
|---------------|---------|-------|
| Naheem McLeod | | 6 |
| Chris Bell | | 2 |

3+ Steal Games

| Name | 2024-25 | Total |
|---------------|---------|-------|
| Chris Bell | 1 | 1 |
| Jaquan Carlos | 1 | 1 |
| J.J. Starling | | 1 |

Starts

| Name | 2024-25 | Total | Consec. |
|----------------|---------|-------|---------|
| Chris Bell | 7 | 67 | 39 |
| Jaquan Carlos | 7 | 7 | 7 |
| Donnie Freeman | 7 | 7 | 7 |
| Eddie Lampkin | 6 | 6 | 1 |
| Lucas Taylor | 1 | 1 | 1 |
| J.J. Starling | 6 | 38 | |
| J'yare Davis | 1 | 1 | |
| Naheem McLeod | | 14 | |

stats with Syracuse only

SYRACUSE-NOTRE DAME SERIES



ALL-TIME SERIES

| | |
|-------------------------------|------------------------------|
| Overall | Syracuse leads, 34-23 |
| Home Total | Syracuse leads, 17-11 |
| Home (Dome) | Syracuse leads, 14-8 |
| Home (Archibold) | Notre Dame leads, 3-2 |
| Away Total | Syracuse leads, 15-11 |
| Away (Purcell Pavilion) | Syracuse leads, 15-7 |
| Away (Notre Dame Fieldhouse) | Notre Dame leads, 4-0 |
| Neutral Sites | Syracuse leads, 2-1 |
| Current SYR Streak | W3 |
| Longest SYR Winning Streak | 5 (1998-2001 and 2002-04) |
| Longest SYR Losing Streak | 7 (1932-1942) |
| Largest SYR Margin of Victory | 36 (50-14, 2/12/1914) |
| Largest SYR Margin of Defeat | 21 (52-31, 1/18/1937) |

ALL-TIME RESULTS

| Date | Site | W-L | SU-OPP |
|--|-----------------------------|-----|----------|
| 2/12/1914 | Archbold Gym | W | 50-14 |
| 3/2/1931 | Archbold Gym | W | 28-23 OT |
| 2/10/1932 | Notre Dame Fieldhouse | L | 18-26 |
| 1/20/1936 | Archbold Gym | L | 43-46 |
| 1/18/1937 | Notre Dame Fieldhouse | L | 31-52 |
| 2/13/1939 | Archbold Gym | L | 34-35 OT |
| 1/6/1940 | Notre Dame Fieldhouse | L | 29-33 |
| 1/20/1941 | Archbold Gym | L | 49-54 OT |
| 1/12/1942 | Notre Dame Fieldhouse | L | 35-51 |
| 2/9/1985 | Purcell Pavilion | W | 65-62 |
| <i>Washington leads the way with 20 points.</i> | | | |
| 2/8/1986 | Carrier Dome | L | 81-85 |
| <i>Washington has a game-high 28 points in the defeat.</i> | | | |
| 1/21/1989 | Purcell Pavilion | W | 99-87 |
| <i>Douglas tallies 26 points in Orange road triumph.</i> | | | |
| 2/17/1990 | Carrier Dome | L | 65-66 |
| <i>Bennett's 3-point buzzer-beater bests Orange.</i> | | | |
| 2/9/1991 | Purcell Pavilion | W | 70-69 |
| <i>Owens totals 31 points, 10 rebounds and game winner</i> | | | |
| 2/15/1992 | Carrier Dome | L | 98-101 |
| <i>LaPhonso Ellis scores 20, grabs 15 boards in Irish win.</i> | | | |
| 3/2/1996 | Carrier Dome | W | 71-67 |
| <i>SU's defense forces 19 ND turnovers in triumph.</i> | | | |
| 3/6/1996 | Madison Square Garden (BET) | W | 76-55 |
| <i>Wallace scores 32 points and grabs 11 rebounds.</i> | | | |
| 1/2/1997 | Purcell Pavilion | L | 52-69 |
| <i>Garrity notches 25 points and 11 rebounds.</i> | | | |
| 1/18/1997 | Carrier Dome | L | 58-73 |
| <i>Garrity carries Irish -- 22 points, 13 rebounds.</i> | | | |
| 3/5/1997 | Madison Square Garden (BET) | W | 84-66 |
| <i>Hart scores 20, Burgan 20 points and 10 rebounds</i> | | | |
| 1/21/1998 | Purcell Pavilion | L | 63-83 |
| <i>Friel's 30 points keys Irish win.</i> | | | |
| 12/29/1998 | Purcell Pavilion | W | 75-63 |
| <i>Hart scores 18 in Orange road victory.</i> | | | |
| 2/17/1999 | Carrier Dome | W | 71-65 |
| <i>Thomas notches 22 points, 16 boards and six blocks.</i> | | | |
| 1/16/2000 | Carrier Dome | W | 80-57 |
| <i>SU sets Dome record with 14 three's, seven by Shumpert.</i> | | | |
| 3/1/2000 | Purcell Pavilion | W | 73-71 |
| <i>Blackwell's 24 gives Orange the win in South Bend.</i> | | | |
| 1/2/2001 | Carrier Dome | W | 79-70 |
| <i>Brown ties his then-career high with 26 points.</i> | | | |
| 1/23/2001 | Purcell Pavilion | L | 60-74 |
| <i>Murphy posts double-double (34 pts., 16 rebs.).</i> | | | |
| 1/14/2002 | Carrier Dome | W | 56-51 |
| <i>Humphrey scores 28, but Orange win at home.</i> | | | |
| 2/17/2002 | Purcell Pavilion | W | 68-65 |
| <i>Williams has 18 points, game-securing free throw</i> | | | |

| Date | Site | W-L | SU-OPP |
|---|-----------------------------|-----|--------|
| 2/15/2003 | Carrier Dome | W | 82-80 |
| <i>McNamara's 3-pointer with :20 left wins it.</i> | | | |
| 3/4/2003 | Purcell Pavilion | W | 92-88 |
| <i>Edelin tallies a career-high 26 off the bench.</i> | | | |
| 1/17/2004 | Purcell Pavilion | W | 81-70 |
| <i>Warrick contributes 19 points, 10 boards to 'Cuse win.</i> | | | |
| 2/16/2004 | Carrier Dome | L | 72-84 |
| <i>Warrick has 28 points, 16 rebounds.</i> | | | |
| 1/10/2005 | Purcell Pavilion | W | 70-61 |
| <i>Jim Boeheim becomes the first coach to 300 BIG EAST wins.</i> | | | |
| 2/5/2005 | Carrier Dome | W | 60-57 |
| <i>NCAA on-campus record crowd of 33,199 on hand.</i> | | | |
| 1/11/2006 | Purcell Pavilion | W | 88-82 |
| <i>McNamara (25) and Devendorf (22) combine for 47 points.</i> | | | |
| 1/30/2007 | Carrier Dome | L | 91-103 |
| <i>Irish set Dome record for opponent points.</i> | | | |
| 3/8/2007 | Madison Square Garden (BET) | L | 83-89 |
| <i>Roberts grabs 20 boards; Harris adds 24 points, 15 boards.</i> | | | |
| 2/24/2008 | Purcell Pavilion | L | 87-94 |
| <i>Notre Dame extends home-court win streak to 36 games.</i> | | | |
| 1/17/2009 | Carrier Dome | W | 93-74 |
| <i>Six Orange score in double digits as #8 beats #12.</i> | | | |
| 1/18/2010 | Purcell Pavilion | W | 84-71 |
| <i>Rautins has 22, Johnson 21 for #5 Orange.</i> | | | |
| 1/1/2011 | Carrier Dome | W | 70-58 |
| <i>#5 Orange defeat #15 Irish; Joseph tallies 18.</i> | | | |
| 1/21/2012 | Purcell Pavilion | L | 57-68 |
| <i>Notre Dame upsets #1 Syracuse.</i> | | | |
| 2/4/2013 | Carrier Dome | W | 63-47 |
| <i>Brothers Jerami (SU) & Jerian (ND) Grant dueled at the Dome.</i> | | | |
| 2/3/2014 | Carrier Dome | W | 61-55 |
| <i>Cooney drains nine 3-pointers and has 33 points.</i> | | | |
| 2/24/2015 | Purcell Pavilion | W | 65-60 |
| <i>Christmas posted 14 points and 12 rebounds.</i> | | | |
| 1/28/2016 | Carrier Dome | W | 81-66 |
| <i>Syracuse utilized a 23-1, first-half run.</i> | | | |
| 1/21/2017 | Purcell Pavilion | L | 66-84 |
| <i>Lydon's 24 points and 10 boards were not enough.</i> | | | |
| 1/6/2018 | Carrier Dome | L | 49-51 |
| <i>Pflueger's putback with two seconds left wins it for ND.</i> | | | |
| 1/5/2019 | Purcell Pavilion | W | 72-62 |
| <i>Hughes scores a career-high 22 points in win.</i> | | | |
| 1/4/2020 | Carrier Dome | L | 87-88 |
| <i>Both teams hit 15 3-pointers; Boeheim scores 23 in defeat.</i> | | | |
| 1/22/2020 | Purcell Pavilion | W | 84-82 |
| <i>Hughes tallies 26 to edge Orange past Irish</i> | | | |
| 2/20/2021 | Carrier Dome | W | 75-67 |
| <i>Boeheim scores 29 points in comeback win.</i> | | | |
| 2/23/2022 | Purcell Pavilion | L | 69-79 |
| <i>Jimmy (27) and Buddy (20) Boeheim combine for 47.</i> | | | |
| 12/3/2022 | Purcell Pavilion | W | 62-61 |
| <i>Jesse Edwards posts 22 points and 14 rebounds.</i> | | | |
| 1/14/2023 | JMA Wireless Dome | W | 78-73 |
| <i>Orange rally from 12-point, second-half deficit.</i> | | | |
| 2/24/2023 | JMA Wireless Dome | W | 88-85 |
| <i>Mintz leads five in double digits with 21 points.</i> | | | |

TEAM HIGHS

- Points:** 99 (at SU, 2/17/1990)
- Rebounds:** 52 (at MSG, 3/8/2007)
- Assists:** 24 (at SU, 1/16/2000)
- Steals:** 12 (at SU, 1/18/1997); (at SU, 1/2/2001)
- Blocks:** 11 (at ND, 1/21/1989)
- Turnovers:** 22 (at ND; 1/23/2001)
- Field Goals Made:** 41 (at ND, 3/4/2003)
- Field Goal Attempts:** 82 (at ND, 2/24/2008)
- Best FG Percentage:** .565, 35-62 (at ND, 1/17/2004)
- Free Throws Made:** 28 (at SU, 2/15/1992)
- Free Throw Attempts:** 39 (at SU, 2/15/1992)
- Best FT Percentage:** 1.000, 11-11 (at SU, 2/20/2021)
- 3-Point FGs Made:** 15 (at SU, 1/4/2020)
- 3-Point FGs Attempted:** 37 (at SU, 2/15/1992)
- 3-Point FG Percentage (min. 5 made):** .625, 10-16 (at SU, 2/3/2014)


INDIVIDUAL HIGHS

- Points:** 33, Trevor Cooney (at SU, 2/3/2014)
- Rebounds:** 20, Terrence Roberts (at MSG, 3/8/2007)
- Assists:** 9, Judah Mintz (at SU 1/14/2023); Jonny Flynn (at SU, 1/17/2009)
- Steals:** 7, Jason Hart (at SU, 2/17/1999); Billy Edelin (at ND, 1/10/2005)
- Blocks:** 7, Derrick Coleman (at ND, 1/21/1989)
- Turnovers:** 8, Jason Hart (at SU, 1/18/1997)
- Field Goals Made:** 13, Billy Edelin (at ND, 3/4/2003)
- Field Goal Attempts:** 26, John Wallace (at SU, 3/2/1996)
- Best FG Percentage (min. 7 made):** .727, 8-11, Preston Shumpert (at SU, 1/16/2000)
- Free Throws Made:** 13, John Wallace (at MSG, 3/6/1996)
- Free Throw Attempts:** 16, Dave Johnson (at SU, 2/15/1992)
- Best FT Percentage:** 1.000, 11-11, Gerry McNamara (at SU, 2/5/2005)
- 3-Point FGs Made:** 9, Trevor Cooney (at SU, 2/3/2014)
- 3-Point FGs Attempted:** 16, Gerry McNamara (at ND, 1/11/2006)
- Best 3-Point FG Percentage (min. 3 made):** .800, 4-5, Gerry McNamara (at ND, 3/4/2003)

2024-25 'CUSE FT AT CRUNCH TIME

includes Tennessee game

| No. | Player | 5:00-2:00 | 1:59-1:00 | :59-0:00 | Total | Pct. | OT | 2024-25 | Pct. |
|---------------|-------------|-------------|------------|-------------|--------------|-------------|-------------|----------------|-------------|
| 2 | Starling | 4-4 | 2-2 | 6-6 | 12-12 | 1.000 | 2-2 | 22-32 | .688 |
| 4 | Bell | 1-2 | | 2-2 | 3-4 | .750 | 1-1 | 24-31 | .774 |
| 13 | Davis | 2-3 | | 0-2 | 2-5 | .400 | | 18-28 | .643 |
| 1 | Freeman | | | | | | 2-2 | 19-22 | .864 |
| 44 | Lampkin | 0-1 | | | 0-1 | .000 | 1-2 | 6-14 | .429 |
| 5 | Carlos | 2-2 | | 1-2 | 3-4 | .750 | 0-2 | 5-11 | .455 |
| 8 | Moore | | 2-3 | | 2-3 | .500 | 2-2 | 8-10 | .800 |
| 3 | Taylor | | | | 0-1 | .000 | | 7-9 | .778 |
| 6 | Majstorovic | | | | | | | 2-5 | .400 |
| 10 | McLeod | | | | | | | 0-1 | .000 |
| 0 | Cuffe Jr. | | | 0-1 | 0-1 | .000 | | 0-1 | .000 |
| Totals | | 9-12 | 4-5 | 9-13 | 22-31 | .709 | 8-11 | 111-164 | .677 |




December Best
Elijah Moore
 1 games
 24.0 ppg.
 3.0 rpg.
 2.0 apg.
 0.0 bpg.
 1.0 spg.
 30.0 mpg.

Elijah Moore

December Regular Season Notes

- ✓ **Dec. 3:** #3/3 Tennessee defended its home court with a 96-70 victory against Syracuse in the SEC/ACC Challenge.
- ✓ **Elijah Moore** produced a season-high 24 points and **Chris Bell** contributed 12 points and five rebounds.



November Best
J.J. Starling
 6 games
 19.8 ppg.
 4.5 rpg.
 3.0 apg.
 0.4 bpg.
 0.5 spg.
 36.6 mpg.

J.J. Starling

November Regular Season Notes

- ✓ **Nov. 27:** **Donnie Freeman** had a game-high 23 points and 12 rebounds and Syracuse won its 44th straight contest against Cornell, 82-72.
- ✓ **Elijah Moore** contributed a season-best 19 points, which included five 3-pointers, and hauled in seven rebounds.
- ✓ **Nov. 22:** **J.J. Starling** had 27 points and **Chris Bell** 22 but it was not enough and the Orange lost to Texas Tech, 79-74, in the UKG Legends Classic.
- ✓ **Donnie Freeman** had a career-best 13 rebounds to lead the Orange.
- ✓ Syracuse trailed by two, 44-42, with 13:12 remaining but played catch up the rest of the way.

- ✓ **Nov. 21:** Syracuse came back from a 16-point deficit and led by one in the last five minutes before losing to Texas, 70-66, in the UKG Legends Classic.
- ✓ **Eddie Lampkin** scored 12 of his 14 points in the second half and had a team-leading six assists.
- ✓ **J.J. Starling** tallied 16 points and **J'yáre Davis** contributed 11 points and seven rebounds
- ✓ **Nov. 16:** **J.J. Starling** had a career-best 38 points, including 10 in two overtimes sessions, and the Orange defeated Youngstown, 104-95.
- ✓ **Eddie Lampkin** produced 20 points and 13 rebounds and **Donnie Freeman** added a season-high 19 points and 12 boards.
- ✓ **Nov. 12:** **Eddie Lampkin** had 15 points and 12 boards to lead Syracuse past Colgate, 74-72.
- ✓ **Chris Bell** scored all 14 of his points in the second half against the Raiders.
- ✓ **Nov. 4:** **J'yáre Davis** (22 points-12 rebounds) and **Donnie Freeman** (10-11) contributed double-doubles and the Orange defeated Le Moyne, 86-82.
- ✓ **Chris Bell** scored 20 points and helped the Orange rally from a nine-point, first-half deficit.

2024-25 BY CLASS

includes Tennessee game

| Scoring | | |
|---------------------------|------|------|
| Class | PPG | Pct. |
| Senior | 25.6 | .322 |
| Junior | 30.9 | .388 |
| Sophomore | 0.0 | .000 |
| Freshmen | 23.2 | .290 |
| Rebounding | | |
| Class | RPG | Pct. |
| Senior | 16.4 | .444 |
| Junior | 7.4 | .201 |
| Sophomore | 0.0 | .000 |
| Freshmen | 13.1 | .355 |
| Assists | | |
| Class | APG | Pct. |
| Senior | 8.0 | .566 |
| Junior | 3.6 | .253 |
| Sophomore | 0.1 | .010 |
| Freshmen | 2.4 | .172 |
| Blocks | | |
| Class | BPG | Pct. |
| Senior | 1.4 | .500 |
| Junior | 1.1 | .400 |
| Sophomore | 0.0 | .000 |
| Freshmen | 0.3 | .100 |
| Steals | | |
| Class | SPG | Pct. |
| Senior | 2.1 | .517 |
| Junior | 1.3 | .310 |
| Sophomore | 0.0 | .000 |
| Freshmen | 0.7 | .172 |
| Field Goal Percentage | | |
| Class | | Pct. |
| Senior..... | | .457 |
| Junior..... | | .441 |
| Sophomore..... | | .000 |
| Freshman..... | | .457 |
| 3PT Field Goal Percentage | | |
| Class | | Pct. |
| Senior..... | | .185 |
| Junior..... | | .286 |
| Sophomore..... | | .000 |
| Freshman..... | | .326 |
| Free Throw Percentage | | |
| Class | | Pct. |
| Senior..... | | .571 |
| Junior..... | | .719 |
| Sophomore..... | | .000 |
| Freshman..... | | .784 |

SU DUNK BOARD

includes Tennessee game


| Player | Games | Dunks | Career |
|-------------------|----------|-----------|--------|
| Chris Bell | 7 | 4 | 14 |
| Naheem McLeod | 2 | | 8 |
| Donnie Freeman | 7 | 4 | 4 |
| J.J. Starling | 6 | 2 | 3 |
| Kyle Cuffe Jr. | 4 | 1 | 3 |
| Eddie Lampkin | 7 | 2 | 2 |
| J'yare Davis | 7 | 2 | 2 |
| Petar Majstorovic | 6 | 1 | 1 |
| Lucas Taylor | 7 | 1 | 1 |
| Total | 7 | 17 | |



SPECIALTY STATISTICS

| | PP | PTO | SCP | FBP | BP |
|-----------------------|------------------|------------------|-----------------|------------------|------------------|
| Opponent | SU-OPP | SU-OPP | SU-OPP | SU-OPP | SU-OPP |
| LE MOYNE | 50-36 | 27-17 | 12-5 | 16-8 | 28-34 |
| COLGATE | 30-28 | 2-12 | 8-2 | 2-22 | 24-20 |
| YOUNGSTOWN | 58-38 | 9-14 | 17-7 | 16-14 | 14-21 |
| vs. Texas | 36-36 | 14-16 | 11-7 | 7-8 | 13-14 |
| vs. Texas Tech | 30-34 | 7-18 | 10-13 | 10-9 | 12-20 |
| CORNELL | 40-24 | 11-9 | 9-4 | 13-23 | 32-10 |
| at Tennessee | 28-44 | 10-19 | 7-16 | 12-13 | 35-32 |
| at Notre Dame | | | | | |
| ALBANY | | | | | |
| GEORGETOWN | | | | | |
| vs. Maryland | | | | | |
| BUCKNELL | | | | | |
| WAKE FOREST | | | | | |
| at Florida State | | | | | |
| GEORGIA TECH | | | | | |
| at Boston College | | | | | |
| LOUISVILLE | | | | | |
| NOTRE DAME | | | | | |
| at Clemson | | | | | |
| PITTSBURGH | | | | | |
| at Stanford | | | | | |
| at California | | | | | |
| DUKE | | | | | |
| BOSTON COLLEGE | | | | | |
| at Miami | | | | | |
| NORTH CAROLINA | | | | | |
| at Pittsburgh | | | | | |
| NC STATE | | | | | |
| at Virginia Tech | | | | | |
| at Southern Methodist | | | | | |
| VIRGINIA | | | | | |
| | 272-240 | 80-105 | 74-54 | 64-84 | 158-151 |
| 2024-25 Avg. | 38.9-34.3 | 11.4-15.0 | 11.2-6.3 | 10.6-12.0 | 22.6-21.6 |
| 2023-24 Avg. | 35.1-37.5 | 17.0-12.8 | 8.0-12.3 | 13.0-11.4 | 20.0-19.0 |
| 2022-23 Avg. | 34.3-28.5 | 15.6-12.9 | 10.3-11.5 | 10.7-10.0 | 12.6-14.4 |
| 2021-22 Avg. | 29.9-28.8 | 12.9-13.9 | 11.3-12.1 | 11.9-9.8 | 9.0-19.3 |
| 2020-21 Avg. | 28.9-28.4 | 14.8-11.3 | 10.3-10.4 | 14.0-11.6 | 12.0-17.9 |
| 2019-20 Avg. | 29.3-24.1 | 15.0-12.9 | 10.3-11.6 | 12.3-9.5 | 11.6-17.3 |
| 2018-19 Avg. | 27.6-21.2 | 19.2-19.9 | 10.0-8.8 | 7.8-5.1 | 11.2-15.5 |
| 2017-18 Avg. | 26.0-23.6 | 12.7-12.2 | 11.1-10.6 | 4.8-6.6 | 6.9-14.9 |
| 2016-17 Avg. | 26.2-27.2 | 15.6-13.5 | 11.7-12.1 | 8.0-7.6 | 14.7-16.7 |
| 2015-16 Avg. | 26.3-28.8 | 14.7-12.5 | 11.5-11.7 | 7.0-6.3 | 12.8-19.2 |
| 2014-15 Avg. | 33.1-26.1 | 15.5-11.3 | 12.5-10.9 | 8.9-6.7 | 10.2-14.6 |
| 2013-14 Avg. | 29.9-22.0 | 16.2-8.7 | 13.1-9.8 | 7.3-5.1 | 11.8-13.4 |
| 2012-13 Avg. | 32.7-22.3 | 16.2-12.5 | 12.8-10.4 | 10.1-6.7 | 18.3-15.2 |
| 2011-12 Avg. | 34.1-23.9 | 19.9-10.0 | 12.8-11.7 | 13.2-6.5 | 31.6-14.3 |
| 2010-11 Avg. | 34.3-23.8 | 17.6-12.3 | 11.9-9.5 | 13.0-6.4 | 19.0-15.2 |
| 2009-10 Avg. | 40.1-27.7 | 18.4-15.4 | 13.1-12.3 | 14.3-6.6 | 24.4-15.7 |
| 2008-09 Avg. | 40.4-30.2 | 16.0-15.9 | 11.7-13.2 | 16.3-10.2 | 17.9-15.7 |
| 2007-08 Avg. | 38.6-28.1 | 17.4-16.6 | 13.6-12.5 | 14.0-8.6 | 9.0-18.5 |
| 2006-07 Avg. | 30.1-25.1 | 17.2-15.1 | 12.2-13.4 | 12.3-8.4 | 22.9-17.0 |
| 2005-06 Avg. | 30.1-24.5 | 16.8-16.9 | 13.3-11.1 | 11.6-8.2 | 13.5-14.7 |

PP=points in the paint PTO=points off turnovers SCP=second chance points
 FBP=fast break points BP=bench points



Chris Bell

October Best
Chris Bell
2 exhibition games
16.5 ppg.
3.0 rpg.
3.0 apg.
0.5 bpg.
0.5 spg.
18.0 mpg.

October Exhibition Season Notes

- ✓ **Oct. 30:** The Orange defeated Slippery Rock, 96-51. Syracuse led by as many as 48 in the triumph.
- ✓ **Chris Bell** hit five 3-pointers and finished with a squad-best 17 points. **Elijah Moore** had 12 points and **J'yáre Davis** posted 11 points seven boards.
- ✓ **Oct. 26:** **Jaquan Carlos** had 14 points and 10 assists to help Syracuse defeat Clarion, 101-73. **J.J. Starling** led four double-digit scorers with 17 points.
- ✓ **Donnie Freeman** had 16 points and seven rebounds and **Chris Bell** contributed 16 points, including four 3-pointers.

THE BASKETBALL HALL OF FAME

KAREEM ABDUL-JABBAR AWARD

The Kareem -Abdul Jabbar Award is presented annually since 2015 to the most outstanding center in men's basketball. The Basketball Hall of Fame administers the award and compiles the preseason watch list of 20 candidates, which included SU's **Eddie Lampkin Jr.**

2025 ABDUL-JABBAR AWARD WATCHLIST

| Player | School |
|--------------------------|-----------------|
| Clifford Omoruyi | Alabama |
| Motiejus Krivas | Arizona |
| Jayden Quaintance | Arizona State |
| Jonas Aidoo | Arkansas |
| Ryan Kalkbrenner | Creighton |
| Khaman Maluach | Duke |
| Oumar Ballo | Indiana |
| Hunter Dickinson | Kansas |
| Amari Williams | Kentucky |
| Derik Queen | Maryland |
| Vladislav Goldin | Michigan |
| Dawson Garcia | Minnesota |
| Malik Dia | Ole Miss |
| Robbie Avila | Saint Louis |
| Mitchell Saxen | Saint Mary's |
| Maxime Raynaud | Stanford |
| Eddie Lampkin Jr. | Syracuse |
| William Kyle III | UCLA |
| Samson Johnson | UConn |
| Efton Reid II | Wake Forest |

2024-25 OPPONENTS

includes games of December 5

| Date | Opponent | W-L | Rank | Series | Post | TV |
|--------------|-------------------|---------------------|-------|--------|------|--------|
| 11/4 | LE MOYNE | 3-7 | | 6-0 | | ACCN |
| 11/12 | COLGATE | 2-7 | | 129-47 | | ACCN |
| 11/16 | YOUNGSTOWN STATE | 4-5 | | 1-0 | | ACCN |
| 11/21 | vs. Texas | 7-1 | rv/rv | 1-1 | | ESPN 2 |
| 11/22 | vs. Texas Tech | 7-1 | rv/rv | 1-2 | | |
| 11/27 | CORNELL | 5-3 | | 98-31 | | ACCN |
| 12/3 | at Tennessee | 8-0 | 3/3 | 3-5 | | ESPN |
| 12/7 | at Notre Dame | 4-5 | | 34-23 | | THE CW |
| 12/10 | ALBANY | 6-3 | | 8-0 | | ESPN 2 |
| 12/14 | GEORGETOWN | 7-1 | | 54-45 | | ACCN |
| 12/21 | vs. Maryland | 8-1 | rv/rv | 4-5 | | ESPN 2 |
| 12/28 | BUCKNELL | 4-6 | | 10-1 | | THE CW |
| 12/31 | WAKE FOREST | 7-3 | | 11-4 | | ESPN 2 |
| 1/4 | at Florida State | 7-2 | rv/-- | 10-7 | | ACCN |
| 1/7 | GEORGIA TECH | 4-4 | | 9-9 | | ACCN |
| 1/11 | at Boston College | 6-3 | | 58-27 | | THE CW |
| 1/14 | LOUISVILLE | 5-3 | rv/-- | 14-19 | | ACCN |
| 1/18 | NOTRE DAME | | | | | ACCN |
| 1/22 | at Clemson | 8-1 | rv/rv | 6-10 | | ACCN |
| 1/25 | PITTSBURGH | 7-2 | 18/19 | 76-50 | | ESPN 2 |
| 1/29 | at Stanford | 7-2 | | 1-0 | | ESPN 2 |
| 2/1 | at California | 6-2 | | 3-1 | | ESPN 2 |
| 2/5 | DUKE | 6-2 | 9/9 | 6-16 | | ESPN 2 |
| 2/8 | BOSTON COLLEGE | | | | | THE CW |
| 2/11 | at Miami | 3-5 | | 21-12 | | ACCN |
| 2/15 | NORTH CAROLINA | 4-4 | 20/22 | 7-17 | | ESPN |
| 2/18 | at Pittsburgh | | | | | ACCN |
| 2/26 | NC STATE | 5-3 | | 14-7 | | ESPN 2 |
| 3/1 | at Virginia Tech | 3-5 | | 13-7 | | THE CW |
| 3/4 | at SMU | 7-2 | | 0-0 | | ESPN 2 |
| 3/8 | VIRGINIA | 5-3 | | 6-14 | | ACCN |
| TOTAL | | 155-86, .643 | | | | |

SU OPPONENT RECORDS

| Season | Won-Lost | Pct. |
|---------|----------|------|
| 2024-25 | 155-86 | .643 |
| 2023-24 | 485-359 | .575 |
| 2022-23 | 430-391 | .524 |
| 2021-22 | 471-361 | .566 |
| 2020-21 | 301-221 | .577 |
| 2019-20 | 439-350 | .556 |
| 2018-19 | 576-381 | .602 |
| 2017-18 | 624-384 | .619 |
| 2016-17 | 565-417 | .575 |
| 2015-16 | 594-413 | .590 |

DOME-INATING

Syracuse In The Dome

| Season | W-L | Pct. | Unbeaten Start |
|----------------|----------------|-------------|----------------|
| 2024-25 | 4-0 | 1.000 | 4-0 |
| 2023-24 | 14-2 | .875 | 9-0 |
| 2022-23 | 11-7 | .611 | 1-0 |
| 2021-22 | 11-5 | .688 | 2-0 |
| 2020-21 | 13-1 | .929 | 5-0 |
| 2019-20 | 11-7 | .611 | 0-1 |
| 2018-19 | 13-6 | .684 | 6-0 |
| 2017-18 | 14-5 | .737 | 8-0 |
| 2016-17 | 17-4 | .810 | 6-0 |
| 2015-16 | 13-4 | .765 | 3-0 |
| 2014-15 | 13-5 | .722 | 4-0 |
| 2013-14 | 16-2 | .889 | 16-0 |
| 2012-13 | 17-2 | .895 | 16-0 |
| 2011-12 | 19-0 | 1.000 | 19-0 |
| 2010-11 | 16-3 | .842 | 13-0 |
| 2009-10 | 17-2 | .895 | 9-0 |
| 2008-09 | 16-3 | .842 | 7-0 |
| 2007-08 | 16-6 | .727 | 3-0 |
| 2006-07 | 18-4 | .818 | 6-0 |
| 2005-06 | 14-5 | .909 | 2-0 |
| 2004-05 | 16-2 | .889 | 14-0 |
| 2003-04 | 14-3 | .824 | 0-1 |
| 2002-03 | 17-0 | 1.000 | 17-0 |
| 2001-02 | 15-4 | .789 | 6-0 |
| 2000-01 | 15-2 | .882 | 6-0 |
| 1999-00 | 17-1 | .944 | 13-0 |
| 1998-99 | 9-7 | .563 | 3-0 |
| 1997-98 | 12-4 | .750 | 8-0 |
| 1996-97 | 9-7 | .563 | 1-0 |
| 1995-96 | 15-1 | .938 | 10-0 |
| 1994-95 | 14-2 | .875 | 12-0 |
| 1993-94 | 16-1 | .941 | 4-0 |
| 1992-93 | 12-4 | .750 | 7-0 |
| 1991-92 | 14-3 | .824 | 13-0 |
| 1990-91 | 16-1 | .941 | 8-0 |
| 1989-90 | 13-3 | .813 | 7-0 |
| 1988-89 | 18-1 | .947 | 10-0 |
| 1987-88 | 13-3 | .813 | 8-0 |
| 1986-87 | 17-2 | .895 | 11-0 |
| 1985-86 | 17-2 | .895 | 14-0 |
| 1984-85 | 13-2 | .867 | 6-0 |
| 1983-84 | 14-3 | .824 | 4-0 |
| 1982-83 | 14-2 | .875 | 8-0 |
| 1981-82 | 11-6 | .647 | 2-0 |
| 1980-81 | 17-3 | .850 | 2-0 |
| Overall | 641-142 | .819 | |

| LEAD/DEFICIT COMPARISON | | | | | | |
|-------------------------|----------------|----------------|------------|---------|------|---------------|
| Opponent | Lead | Deficit | Run | Changes | Ties | Result |
| LE MOYNE | 8 (4:31-2nd) | 9 (12:23-1st) | 9-0 (2nd) | 9 | 6 | W, 86-82 |
| COLGATE | 13 (16:15-2nd) | 4 (12:12-1st) | 9-0 (1st) | 2 | 4 | W, 74-72 |
| YOUNGSTOWN | 9 (0:09-2 OT) | 9 (17:39-2nd) | 7-0 (2nd) | 17 | 17 | W, 104-95 2OT |
| vs. Texas | 1 (4:07-2nd) | 16 (3:13-1st) | 7-0 (2nd) | 4 | 2 | L, 66-70 |
| vs. Texas Tech | 3 (18:46 1st) | 12 (8:50-2nd) | 7-0 (2nd) | 4 | 10 | L, 74-79 |
| CORNELL | 11 (0:09-1st) | 12 (13:53-1st) | 15-0 (1st) | 1 | 1 | W, 82-72 |
| at Tennessee | 2 (19:25-1st) | 32 (6:33-2nd) | 7-0 (1st) | 1 | 1 | L, 70-96 |
| at Notre Dame | | | | | | |
| ALBANY | | | | | | |
| GEORGETOWN | | | | | | |
| vs. Maryland | | | | | | |
| BUCKNELL | | | | | | |
| WAKE FOREST | | | | | | |
| at Florida State | | | | | | |
| Georgia Tech | | | | | | |
| at Boston College | | | | | | |
| LOUISVILLE | | | | | | |
| NOTRE DAME | | | | | | |
| at Clemson | | | | | | |
| PITTSBURGH | | | | | | |
| at Stanford | | | | | | |
| at California | | | | | | |
| DUKE | | | | | | |
| BOSTON COLLEGE | | | | | | |
| at Miami | | | | | | |
| NORTH CAROLINA | | | | | | |
| at Pittsburgh | | | | | | |
| NC STATE | | | | | | |
| at Virginia Tech | | | | | | |
| at Southern Methodist | | | | | | |
| VIRGINIA | | | | | | |

SEC/ACC CHALLENGE (14-2)



Tuesday, Dec. 3

Georgia 69, Notre Dame 48
 South Carolina 73, Boston College 51
 Missouri 98, Cal 93
 Arkansas 76, Miami 73

Tennessee 96, Syracuse 70

Texas A&M 57, Wake Forest 44
 Oklahoma 76, Georgia Tech 61
 Ole Miss 86, Louisville 63
 LSU 85, Florida State 75
 Clemson 70, Kentucky 66

Wednesday, Nov. 29

Alabama 94, North Carolina 79
 Florida 87, Virginia 69
 Duke 84, Auburn 78
 Texas 63, NC State 59
 Vanderbilt 80, Virginia Tech 64
 Mississippi State 90, Pittsburgh 57

THE BASKETBALL HALL OF FAME



The Karl Malone Award is presented annually since 2015 to the most outstanding power forward. The Basketball Hall of Fame compiles the preseason watch list of 20 candidates, which included SU's **Donnie Freeman**.

2025 MALONE AWARD WATCHLIST

| Player | School |
|-----------------------|-----------------|
| Grant Nelson | Alabama |
| Trey Townsend | Arizona |
| Johni Broome | Auburn |
| Norchad Omier | Baylor |
| Ian Schieffelin | Clemson |
| Graham Ike | Gonzaga |
| J'Wan Roberts | Houston |
| Will Riley | Illinois |
| Malik Reneau | Indiana |
| Coleman Hawkins | Kansas State |
| Julian Reese | Maryland |
| Cade Tyson | North Carolina |
| Caden Pierce | Princeton |
| Bryce Hopkins | Providence |
| JT Toppin | Texas Tech |
| Donnie Freeman | Syracuse |
| Yaxel Lendeborg | UAB |
| Alex Karaban | UConn |
| Eric Dixon | Villanova |
| Great Osobor | Washington |



SYRACUSE EARNS FOUR COMMITMENTS FROM THE CLASS OF '25

Guard **Kiyan Anthony** from Long Island Lutheran High School, **Luke Fennell**, a guard from Melbourne, Australia, Dominican High School (Wisc.) guard **Aaron Womack**, and forward **Sadiq White Jr.** from Charlotte, N.C., have committed to enroll at Syracuse and play for the Orange.

Anthony, from Glen Head, N.Y., is the son of program legend Carmelo Anthony. A four-star recruit, Anthony is ranked as the 34th best player and the sixth-best shooting guard in the Class of '25 by 247Sports.com. ESPN.com has Anthony rated 36th overall and ninth among shooting guards. He is 35th overall and the ninth-rated shooting guard by On3.com. Anthony's other ratings, from Rivals.com, are 48th overall and 15th among shooting guards.

He attends Long Island Lutheran High School (N.Y.), where he transferred from Christ the King High School in Queens before his junior year. Anthony helped Long Island Lutheran to a 21-5 record in 2023-24. The Crusaders lost in the quarterfinals of the Chipotle Nationals. He enters the season on the Naismith Boys' High School Player of the Year watchlist.

Fennell, a 6-6 combo guard, plays at South East Melbourne. The Phoenix competes in the National Basketball League (NBL), a professional league in Australia and New Zealand. He will spend the 2024-25 season as a developmental player.

Fennell participated in the 2024 FIBA U-18 Asia Cup with Australia. Fennell averaged

11.8 points per game, and helped propel the Aussies to a 6-0 record and tournament victory. He was also part of Australia's U-18 team that won the gold medal in the Albert Sweitzer Games in Germany. Australia was 7-0 in the tournament.

Fennell earned a four-star ranking from 247 Sports. He was rated the 23rd shooting guard in the Class of 2025.

Aaron Womack, from Milwaukee, Wisconsin, had a stellar junior year, averaging 21.9 points, 9.4 rebounds and 3.8 assists per game. Dominican finished 24-4 overall and 12-2 in the Metro Classic Conference. The Knights reached the Wisconsin Interscholastic Athletic Association (WIAA) Sectional 4 quarterfinals. Womack topped 30 points four times during the season and had 12 double-doubles.

White Jr. is playing at IMG Academy (Fla.) in his senior year, after transferring from Myers Park High School (N.C.). ESPN.com has him rated as a five-star prospect and the 15th-best recruit in the class of 2025. White Jr. was a four-star performer, rated 26th overall, and ranked seventh among power forwards by 247 Sports. Rivals.com ranks White Jr. a four-star player, 32nd overall and sixth among power forwards in the Class of 2025.

White Jr. averaged 16.9 points and 5.6 rebounds per game in 2023-24. The Mustangs were 27-3 overall and reached the state quarterfinals. White Jr. was a 2024 Max Preps Honorable Mention All-American and made the 2024 North Carolina Basketball Coaches Association (NCBCA) All-State Team.



The Naismith Trophy Boys' High School Player of the Year was established in 1987. Previous winners have included Cooper Flagg (2024), Ben Simmons (2015), Andrew Wiggins (2013), Kevin Love (2007), Dwight Howard (2004), LeBron James (2003) and Kobe Bryant (1996).

2024-25 BOYS NAISMITH TROPHY WATCHLIST

| Player | School |
|------------------------|-------------------------------|
| Shon Abaev | Calvary Christian Academy |
| Matthew Able | Sagemont Prep School |
| Darius Acuff | IMG Academy |
| Darius Adams | La Lumiere |
| Nate Ament | Highland |
| Kiyan Anthony | Long Island Lutheran |
| Dwayne Aristode | Brewster Academy |
| Tajh Ariza | Westchester Enriched Sciences |
| Cameron Boozer | Christopher Columbus |
| Cayden Boozer | Christopher Columbus |
| Mikel Brown Jr. | DME Academy |
| Niko Bundalo | Prolific Prep |
| Brayden Burries | Eleanor Roosevelt |
| Chris Cenac Jr. | Link Academy |
| John Clark | Link Academy |
| Jason Crowe Jr. | Inglewood |
| AJ Dybantsa | Utah Prep |
| Jerry Easter | Link Academy |
| Kingston Flemings | Brennan |
| Davis Fogle | AZ Compass Prep |
| Hudson Greer | Montverde Academy |
| Davion Hannah | Link Academy |
| Jalen Haralson | La Lumiere School |
| Isiah Harwell | Wasatch Academy |
| Shelton Henderson | Bellaire |
| Caleb Holt | Grayson |
| CJ Ingram | Oak Ridge |
| London Jemison | St. Thomas More |
| Jasper Johnson | Overtime Elite |
| Nikolas Khamenia | Harvard-Westlake |
| Acaden Lewis | Sidwell Friends |
| Brendon McCoy Jr. | St. John Bosco |
| Trey McKenney | St. Mary's Prep |
| Kayden Mingo | Long Island Lutheran |
| Malachi Moreno | Great Crossing |
| Braylon Mullins | Greenfield-Central |
| Miikka Muurinen | AZ Compass Prep |
| Koa Peat | Perry |
| Darryn Peterson | Prolific Prep |
| Eric Reibe | The Bullis School |
| Jordan Smith Jr. | St. Paul VI Catholic |
| Xavion Staton | Sierra Vista |
| Tyran Stokes | Notre Dame |
| Meleek Thomas | Overtime Elite |
| Bryson Tiller | Overtime Elite |
| Jaden Toombs | Dynamic Prep |
| Sadiq White Jr. | IMG Academy |
| Caleb Wilson | Holy Innocents' Episcopal |
| Tounde Yessoufou | St. Joseph |

ORANGE OVERSEAS

| Player | at SU | Team | Notes |
|--------------------|---------|------------------------------------|-------------------------------|
| Jimmy Boenheim | 2021-22 | BG Goettingen (Germany) | 7 games, 13.6 ppg., 4.0 rpg. |
| Rakeem Christmas | 2011-15 | Santos de San Luis Potosi (Mexico) | 11 games, 10.3 ppg., 5.9 rpg. |
| Paschal Chukwu | 2018-22 | Abejas de Leon (Mexico) | 8 games, 4.4 ppg., 4.8 rpg. |
| Marek Dolezaj | 2017-21 | Keflavik IF (Iceland) | 8 games, 9.1 ppg., 6.0 rpg. |
| Tyler Ennis | 2013-14 | Venezia (Italy) | 3 games, 11.0 ppg., 7.0 apg. |
| Joseph Girard III | 2019-23 | Kedainiai Nevezis (Lithuania) | 10 games, 19.9 ppg., 2.6 apg. |
| B.J. Johnson | 2013-15 | Lokomotiv Kuban (Russia) | 17 games, 12.2 ppg., 3.6 rpg. |
| Malachi Richardson | 2015-16 | Astros de Jalisco (Mexico) | 3 games, 11.0 ppg., 1.0 rpg. |
| Bourama Sidibe | 2017-22 | Abidjan Basketball Club (Ivory) | 4 games, 4.8 ppg., 2.3 rpg. |
| Symir Torrence | 2021-23 | Nilan Bisons (Finland) | 12 games, 10.2 ppg., 8.2 apg. |



Adrian Autry is in his second season as head coach at his alma mater.

ADRIAN "RED" AUTRY, Head Coach



Autry Enters Second Season As Court Boss

Adrian Autry is in his second year as head coach at his alma mater. In his first campaign at the helm, Autry guided the Orange to a 20-12 overall record and an 11-9 Atlantic Coast Conference mark.

Autry was named head coach at Syracuse University following the completion of the 2022-23 season. He was selected to replace his mentor, Hall of Fame coach Jim Boeheim, who held the post for 47 years.

Autry had returned to his alma mater when he was named an assistant coach prior to the 2011-12 season. In March of 2017, Autry was promoted to associate head coach.

A product of St. Nicholas of Tolentine in the Bronx, Autry was a McDonald's All-American in 1990. He earned first-team All-New York City three times and played on the 1988 New York City and New York State championship squads.

An Orange Star

Autry started 116-of-121 games in four seasons with the Orange, a stretch that began in 1990 and ended in 1994. Autry still ranks fifth in career assists (631) and sixth in career steals (217) at Syracuse. The Orange earned NCAA Tournament invitations in 1990-91, 1991-92 and 1993-94.

He graduated from SU with a degree in Speech Communication in 1994.

Overseas Orange

Autry had a successful professional basketball career, primarily in European leagues. He played for teams in Belgium, France, Germany, Italy, Poland, Russia, Turkey and Venezuela. Autry also had stints in the United States Basketball League (USBL).

The Quest To Coach

Autry embarked on a coaching career in January 2006 when he was hired as associate head coach at Bishop Ireton Catholic High School (Va.). He became AAU basketball coach with Nova United in April 2006, leading the 14-Under team and then the 15-Under squad. In September 2007, he became assistant basketball coach at Paul VI High School (Va.). He was named an assistant coach on the AAU Triple Threat squad, working with the 17-Under team, in 2008.

He moved into the collegiate ranks in 2008 when he was hired by then-head coach Seth Greenburg as director of basketball operations at Virginia Tech. He was later elevated to an assistant coach post, before moving back to Syracuse.

ADRIAN AUTRY RECORDS

| | |
|-------------------------|----------------|
| SU Head Coach | 24-15 (.615) |
| Overtime Games | 1-0 (1.000) |
| Season Openers | 2-0 (1.000) |
| ACC Regular Season | 11-9 (.550) |
| SU Assistant (2011-23): | 264-145 (.645) |
| SU Player (1990-94): | 91-32 (.740) |

SYRACUSE FIRST-YEAR COACHES

| Coach | Season | First Year Record |
|-----------------|---------|-------------------|
| Adrian Autry | 2023-24 | 20-10 |
| Jim Boeheim | 1976-77 | 26-4 |
| Roy Danforth | 1968-69 | 9-16 |
| Fred Lewis | 1962-63 | 8-13 |
| Marc Guley | 1950-15 | 19-9 |
| Lewis Andreas | 1924-25 | 15-2 |
| Edmund Dollard | 1911-12 | 11-3 |
| John A.R. Scott | 1903-04 | 11-8 |

AUTRY'S STATISTICS AT SYRACUSE

| Year | G | FG | FGA | Pct | 3FG | 3FGA | Pct | FT | FTA | Pct | R | Avg | A | Pts | Avg |
|---------------|------------|------------|--------------|-------------|------------|------------|-------------|------------|------------|-------------|------------|------------|------------|--------------|-------------|
| 1990-91 | 31 | 106 | 264 | .402 | 26 | 82 | .317 | 62 | 88 | .705 | 79 | 2.5 | 164 | 300 | 9.7 |
| 1991-92 | 31 | 109 | 297 | .367 | 33 | 99 | .333 | 90 | 128 | .703 | 126 | 4.1 | 123 | 341 | 11.0 |
| 1992-93 | 29 | 140 | 324 | .432 | 33 | 109 | .302 | 83 | 104 | .798 | 106 | 3.7 | 161 | 396 | 13.7 |
| 1993-94 | 30 | 178 | 396 | .449 | 47 | 127 | .370 | 98 | 125 | .784 | 145 | 4.8 | 183 | 501 | 16.7 |
| Totals | 121 | 533 | 1,281 | .416 | 139 | 417 | .333 | 333 | 445 | .748 | 456 | 3.8 | 631 | 1,538 | 12.7 |



2024-25 AP POLL

Dec. 2, 2024

| No. | Team | W-L | Points |
|-----|-----------------|-----|--------|
| 1. | Kansas (35) | 7-0 | 1,499 |
| 2. | Auburn (26) | 7-0 | 1,490 |
| 3. | Tennessee | 7-0 | 1,351 |
| 4. | Kentucky | 7-0 | 1,267 |
| 5. | Marquette | 8-0 | 1,246 |
| 6. | Iowa State | 5-1 | 1,225 |
| 7. | Gonzaga | 7-1 | 1,181 |
| 8. | Purdue | 7-1 | 1,058 |
| 9. | Duke | 5-2 | 941 |
| 10. | Alabama | 6-2 | 939 |
| 11. | Wisconsin | 8-0 | 903 |
| 12. | Oregon | 8-0 | 806 |
| 13. | Florida | 8-0 | 782 |
| 14. | Cincinnati | 6-0 | 774 |
| 15. | Baylor | 5-2 | 567 |
| 16. | Memphis | 6-1 | 500 |
| 17. | Houston | 4-3 | 402 |
| 18. | Pittsburgh | 7-1 | 374 |
| 19. | Illinois | 6-1 | 351 |
| 20. | North Carolina | 4-3 | 292 |
| 21. | Oklahoma | 7-0 | 266 |
| 22. | Texas A&M | 6-2 | 207 |
| 23. | Ole Miss | 6-1 | 165 |
| 24. | San Diego State | 4-2 | 143 |
| 25. | Connecticut | 5-3 | 123 |

Others receiving votes: Michigan State, Arkansas 104, Texas 97, Michigan 95, Arizona State 89, Indiana 72, Drake 58, Xavier 33, Utah State 28, Louisville 27, West Virginia 26, Clemson 25, Dayton 24, BYU 24, Texas Tech 22, Nebraska 22, Mississippi State 20, Ohio State 19, Maryland 13, UCLA 13, Creighton 12, Saint Mary's 11, Georgia 10, St. John's 7, Loyola (Chicago) 4, DePaul 3, Florida State 3, UC Irvine 2, Columbia 2

2024-25 COACHES POLL

Dec. 2, 2024

| No. | Team | W-L | Points |
|-----|----------------|-----|--------|
| 1. | Kansas (19) | 7-0 | 760 |
| 2. | Auburn (12) | 7-0 | 755 |
| 3. | Tennessee | 7-0 | 694 |
| 4. | Marquette | 8-0 | 646 |
| 5. | Iowa State | 5-1 | 629 |
| 6. | Kentucky | 7-0 | 628 |
| 7. | Purdue | 7-1 | 535 |
| 8. | Gonzaga | 7-1 | 517 |
| 9. | Duke | 5-2 | 472 |
| 10. | Oregon | 8-0 | 457 |
| 11. | Wisconsin | 8-0 | 450 |
| 12. | Alabama | 6-2 | 441 |
| 13. | Florida | 8-0 | 427 |
| 14. | Cincinnati | 6-0 | 376 |
| 15. | Memphis | 6-1 | 265 |
| 16. | Baylor | 5-2 | 262 |
| 17. | Illinois | 6-1 | 234 |
| 18. | Houston | 4-3 | 221 |
| 19. | Pittsburgh | 7-1 | 213 |
| 20. | Ole Miss | 6-1 | 139 |
| 21. | Oklahoma | 7-0 | 111 |
| 22. | North Carolina | 4-3 | 96 |
| 23. | Michigan | 6-1 | 90 |
| 24. | Texas A&M | 6-2 | 86 |
| 25. | Michigan State | 6-2 | 73 |

Others receiving votes: Connecticut 63, San Diego State 56, Texas 54, Mississippi State 39, Arizona State 39, Drake 34, Texas Tech 32, Arkansas 28, UCLA 17, Xavier 16, BYU 16, Ohio State 15, Utah State 13, Saint Mary's 12, Dayton 10, St. John's 8, Nebraska 8, Creighton 8, Indiana 8, West Virginia 5, Clemson 5, Maryland 5, Georgia 3, Arizona 2, Nevada 1, UC Irvine 1

SYRACUSE POLL POINTS

The last time . . .

| SU vs. ranked team | 12/3/24 | SU 70, #3 Tennessee 96 |
|------------------------------|----------|------------------------------------|
| SU win vs. ranked team | 2/13/24 | SU 86, #7 North Carolina 79 |
| Both ranked | 11/16/18 | #13 Oregon 80, #15 SU 65 |
| Both top 10 | 2/22/14 | #5 Duke 66, #1 SU 60 |
| Both top 5 | 2/22/14 | #5 Duke 66, #1 SU 60 |
| SU vs. ranked back-to-back | 11/20/23 | #7 Tennessee 73, SU 56 |
| SU played #1 | 11/21/23 | #11 Gonzaga 76, SU 57 |
| SU beat #1 | 2/23/19 | #1 Duke 75, SU 65 |
| SU played #2 | 1/14/19 | SU 95, #1 Duke 91 OT |
| SU beat #2 | 3/4/19 | #2 Virginia 79, SU 53 |
| SU played #3 | 2/3/03 | SU 67, #2 Pittsburgh 65 |
| SU beat #3 | 12/3/24 | #3 Tennessee 96, SU 70 |
| SU played #4 | 3/12/09 | #18 SU 127, #3 UConn 117 6 OT |
| SU beat #4 | 3/27/16 | SU 68, #4 Virginia 62 (NCAA) |
| SU played #5 | 3/27/16 | SU 68, #4 Virginia 62 (NCAA) |
| SU beat #5 | 3/14/19 | #5 Duke 84, SU 72 (ACCT) |
| SU played #6 | 3/18/18 | SU 55, #5 Mich. State (NCAA) 53 |
| SU beat #6 | 1/30/23 | #6 Virginia 67, SU 62 |
| SU played #7 | 1/28/17 | SU 82, #6 Florida State 72 |
| SU beat #7 | 2/13/24 | SU 86, #7 North Carolina 79 |
| SU played #8 | 2/13/24 | SU 86, #7 North Carolina 79 |
| SU beat #8 | 1/25/21 | #8 Virginia 81, SU 58 |
| SU played #9 | 12/28/13 | #2 SU 78, #8 Villanova 62 |
| SU beat #9 | 2/1/20 | #9 Duke 97, SU 88 |
| SU played #10 | 2/4/17 | SU 66, #9 Virginia 62 |
| SU beat #10 | 1/26/19 | #10 Virginia Tech 78, SU 56 |
| SU played #11 | 2/22/17 | SU 78, #10 Duke 75 |
| SU beat #11 | 11/21/23 | #11 Gonzaga 76, SU 57 |
| SU played #12 | 2/26/11 | #17 SU 58, #11 Georgetown 51 |
| SU beat #12 | 3/7/18 | #12 N. Carolina 78, SU 59 (ACCT) |
| SU played #13 | 2/18/15 | SU 69, #12 Louisville 59 |
| SU beat #13 | 3/21/21 | SU 75, #13 West Virginia 72 |
| SU played #14 | 3/21/21 | SU 75, #13 West Virginia 72 |
| SU beat #14 | 1/2/24 | #14 Duke 86, SU 66 |
| SU played #15 | 3/22/12* | #2 SU 64, #14 Wisconsin 63 (NCAA) |
| SU beat #15 | 3/11/21 | #15 Virginia 72, SU 69 (ACCT) |
| SU played #16 | 3/30/13 | #16 SU 55, #15 Marquette 39 (NCAA) |
| SU beat #16 | 3/19/21 | #16 Illinois 73, SU 44 |
| SU played #17 | 3/19/21 | SU 78, #16 San Diego St. 62 |
| SU beat #17 | 1/16/23 | #17 Miami 82, SU 78 |
| SU played #18 | 2/1/14 | #2 SU 91, #17 Duke 89 OT |
| SU beat #18 | 1/11/20 | SU 63, #18/18 Virginia 55 OT |
| SU played #19 | 1/11/20 | SU 63, #18/18 Virginia 55 OT |
| SU beat #19 | 11/26/21 | #19 Auburn 89, Syracuse 68 |
| SU played #20 | 3/3/12 | #2 SU 58, #19 Louisville 49 |
| SU beat #20 | 1/18/16 | SU 64, #20 Duke 62 |
| SU played #21 | 1/18/16 | SU 64, #20 Duke 62 |
| SU beat #21 | 12/9/20 | #21 Rutgers 79, Syracuse 69 |
| SU played #22 | 1/21/13 | #t3 SU 57, #21 Cincinnati 55 |
| SU beat #22 | 2/5/19 | #22 Florida State 80, SU 62 |
| SU played #23 | 1/18/14 | #2 SU 59, #22 Pittsburgh 54 |
| SU beat #23 | 2/14/23 | SU 75, #23 NC State 72 |
| SU played #24 | 2/14/23 | SU 75, #23 NC State 72 |
| SU beat #24 | 11/19/04 | SU 71, #24 Memphis 62 |
| SU played #25 | 11/19/04 | SU 71, #24 Memphis 62 |
| SU beat #25 | 1/28/16 | SU 81, #25 Notre Dame 66 |
| SU played #25 | 1/28/16 | SU 81, #25 Notre Dame 66 |
| Ranked opponents in a season | 15 | 2008-09 |

*wins vacated by NCAA sanctions

SU IN THE 2024-25 POLLS

| Date | AP | Coaches |
|-----------|----|---------|
| Preseason | -- | -- |
| Nov. 11 | -- | -- |
| Nov. 18 | -- | -- |
| Nov. 25 | -- | -- |
| Dec. 2 | -- | -- |

SU'S MOST FAMILIAR FOES

| Opponents | Games |
|--|------------|
| 1. Colgate (Nov. 12) | 176 |
| 2. Cornell (Nov. 27) | 129 |
| 3. Pittsburgh (Jan. 25, Feb. 18) | 126 |
| 4. Penn State | 106 |
| 5. Georgetown (Dec. 14) | 99 |
| 6. Connecticut | 95 |
| 7. St. John's | 92 |
| 8. Boston College (Jan. 11, Feb. 8) | 85 |
| 9. Niagara | 84 |
| 10. Villanova | 74 |

bold indicates 2023-24 opponent



CHRIS BELL

Forward • 6-7 • 180 • Junior
 Concord, Calif. • De La Salle H.S., Calif.
 Wasatch Academy, Utah

4

- Bell scored 12 points and had a career-high three steals against Tennessee.
- The junior went a perfect 11-for-11 from the line against Texas Tech.
- It represented the most free throws made without a miss in a game since Marek Dolezaj was 12-for-12 against Georgia Tech on Feb. 22, 2020.

BELL 2024-25 SEASON HIGHS

Points: 22, vs. Texas Tech
FG Made: 7, Le Moyne
FG Attempted: 13, Youngstown State
3-Point FGM: 3, vs. Texas Tech
3-Point FGA: 8, vs. Texas Tech
FT Made: 11, vs. Texas Tech
FT Attempted: 11, vs. Texas Tech
Rebounds: 5, Colgate, Cornell, at Tennessee
Off. Rebounds: 1, Colgate
Def. Rebounds: 5, Cornell, at Tennessee
Assists: 2, Youngstown State
Steals: 3, at Tennessee
Blocks: 2, Colgate, vs. Texas
Minutes: 36, Youngstown State

BELL CAREER HIGHS

Points: 30, Louisville, 2023-24
FG Made: 11, Louisville, 2023-24
FG Attempted: 19, Colgate, 2023-24
3-Point FGM: 8, at NC State, Louisville, 2023-24
3-Point FGA: 14, Colgate, 2023-24
FT Made: 11, vs. Texas Tech, 2024-25
FT Attempted: 11, vs. Texas Tech, 2024-25
Rebounds: 7, at Louisville, 2022-23
Off. Rebounds: 1, 11 times
Def. Rebounds: 7, at Louisville, 2023-24
Assists: 3, LSU, 2023-24
Steals: 3, at Tennessee, 2024-25
Blocks: 4, Cornell, 2023-24
Minutes: 40, at Louisville, at NC State, 2023-24

BELL MISCELLANEOUS

| | FR | SO | JR | TOTAL |
|----------------------|-----|-----|-----|-------|
| Double-Doubles | --- | --- | --- | --- |
| 10+ Points | 9 | 18 | 5 | 32 |
| 20+ Points | --- | 6 | 2 | 8 |
| 5+ Rebounds | 2 | 4 | 3 | 9 |
| 10+ Rebounds | --- | --- | --- | --- |
| 5+ Assists | --- | --- | --- | --- |
| 3+ 3-PT Field Goals | 4 | 15 | 1 | 20 |
| 3+ Steals | --- | --- | 1 | 1 |
| 3+ Blocks | --- | 2 | --- | 2 |
| Led Team in Points | 1 | 7 | --- | 8 |
| Led Team in Rebounds | --- | --- | 1 | 1 |
| Led Team in Assists | --- | --- | --- | --- |

2024-25 BELL GAME-BY-GAME

| Opponent | MP | FG | 3PT | FT | REB | PF | A | T | B | S | TP |
|-------------------|----|------|-----|-------|-----|----|---|---|---|---|----|
| LE MOYNE* | 33 | 7-12 | 2-6 | 4-6 | 1 | 3 | 1 | 2 | 0 | 1 | 20 |
| COLGATE* | 34 | 5-12 | 1-4 | 3-3 | 5 | 1 | 1 | 0 | 2 | 0 | 14 |
| YOUNGSTOWN STATE* | 36 | 3-13 | 1-8 | 2-2 | 4 | 2 | 2 | 1 | 0 | 0 | 9 |
| vs. Texas* | 30 | 3-9 | 2-6 | 3-5 | 2 | 2 | 0 | 3 | 2 | 1 | 11 |
| vs. Texas Tech* | 29 | 4-9 | 3-8 | 11-11 | 1 | 4 | 1 | 1 | 1 | 0 | 22 |
| CORNELL* | 18 | 2-7 | 0-0 | 1-1 | 5 | 1 | 1 | 0 | 0 | 1 | 5 |
| at Tennessee* | 31 | 5-10 | 2-6 | 0-3 | 5 | 1 | 0 | 2 | 1 | 3 | 12 |
| at Notre Dame | | | | | | | | | | | |
| ALBANY | | | | | | | | | | | |
| GEORGETOWN | | | | | | | | | | | |
| vs. Maryland | | | | | | | | | | | |
| BUCKNELL | | | | | | | | | | | |
| WAKE FOREST | | | | | | | | | | | |
| at Florida State | | | | | | | | | | | |
| GEORGIA TECH | | | | | | | | | | | |
| at Boston College | | | | | | | | | | | |
| LOUISVILLE | | | | | | | | | | | |
| NOTRE DAME | | | | | | | | | | | |
| at Clemson | | | | | | | | | | | |
| PITTSBURGH | | | | | | | | | | | |
| at Stanford | | | | | | | | | | | |
| at California | | | | | | | | | | | |
| DUKE | | | | | | | | | | | |
| BOSTON COLLEGE | | | | | | | | | | | |
| at Miami | | | | | | | | | | | |
| NORTH CAROLINA | | | | | | | | | | | |
| at Pittsburgh | | | | | | | | | | | |
| NC STATE | | | | | | | | | | | |
| at Virginia Tech | | | | | | | | | | | |
| at SMU | | | | | | | | | | | |
| VIRGINIA | | | | | | | | | | | |
| *started | | | | | | | | | | | |

BELL'S CAREER STATISTICS

| Year | TOTAL | | | | | 3-PTS | | | REBOUNDS | | | | PF | | A | | TO | | Blk | | Stl | | Pts | | Avg |
|--------------|-----------|-----------|------------|------------|-------------|------------|------------|-------------|-----------|-----------|-------------|-----------|------------|------------|------------|------------|----------|-----------|-----------|-----------|-----------|------------|------------|--|-----|
| | G | GS | FG | FGA | Pct | 3FG | 3FGA | Pct | FT | FTA | Pct | O | D | Tot | Avg | PF | FO | A | TO | Blk | Stl | Pts | Avg | | |
| 2022-23 | 30 | 30 | 72 | 179 | .402 | 39 | 113 | .345 | 16 | 20 | .800 | 7 | 47 | 54 | 1.8 | 44 | 2 | 13 | 23 | 8 | 7 | 199 | 6.6 | | |
| 2023-24 | 32 | 32 | 134 | 309 | .434 | 84 | 200 | .420 | 32 | 38 | .842 | 6 | 69 | 75 | 2.3 | 58 | 1 | 21 | 26 | 22 | 18 | 384 | 12.0 | | |
| 2024-25 | 7 | 7 | 29 | 72 | .403 | 11 | 38 | .289 | 24 | 31 | .774 | 1 | 22 | 23 | 3.3 | 14 | 0 | 6 | 9 | 6 | 6 | 93 | 13.3 | | |
| Total | 69 | 69 | 235 | 560 | .420 | 134 | 351 | .382 | 72 | 89 | .809 | 14 | 137 | 151 | 2.2 | 116 | 3 | 40 | 60 | 36 | 31 | 656 | 9.5 | | |



JAQUAN CARLOS

Guard • 6-0 • 170 • Senior
 Brooklyn, N.Y. • Thomas Jefferson
 Hofstra

5

- Carlos leads the Orange with 23 assists this season.
- The senior scored a season-high seven points against Tennessee.
- He has just seven turnovers in seven starts this season.

CARLOS 2024-25 SEASON HIGHS

Points: 7, at Tennessee
FG Made: 3, at Tennessee
FG Attempted: 8, at Tennessee
3-Point FGM: 1, Colgate, at Tennessee
3-Point FGA: 3, at Tennessee
FT Made: 2, Le Moyne, Youngstown State
FT Attempted: 4, Le Moyne, Youngstown State
Rebounds: 4, Le Moyne, Colgate
Off. Rebounds: 1, Le Moyne
Def. Rebounds: 4, Colgate
Assists: 6, Le Moyne
Steals: 3, Youngstown State
Blocks: 1, Colgate, Youngstown State
Minutes: 37, at Tennessee

CARLOS CAREER HIGHS (*from Hofstra)

Points: 23 at Stony Brook, 2023-24*
FG Made: 8 at UNCW, 2023-24*
FG Attempted: 15 at William & Mary, 2022-23*
3-Point FGM: 4 at Stony Brook, 2023-24; Monmouth, vs. Quinnipiac, 2022-23*
3-Point FGA: 8 at Stony Brook, 2023-24; at William & Mary, vs. Quinnipiac, 2022-23*
FT Made: 7 at Stony Brook, 2023-24*
FT Attempted: 8 at Stony Brook, 2023-24; UNCW, 2022-23*
Rebounds: 10, Drexel, 2023-24; Hampton, Stony Brook, 2022-23*
Off. Rebounds: 2, at Northeastern, 2023-24; Drexel, Stony Brook, vs. Quinnipiac, 2022-23*
Def. Rebounds: 10, Drexel, 2023-24*
Assists: 19, Northeastern, 2023-24*
Steals: 7, Old Westbury, 2022-23*
Blocks: 1, seven times
Minutes: 45, High Point, 2023-24; at Rutgers, 2022-23*

CARLOS MISCELLANEOUS

| | SR | TOTAL |
|----------------------|-----|-------|
| Double-Doubles | --- | --- |
| 10+ Points | --- | --- |
| 20+ Points | --- | --- |
| 5+ Rebounds | --- | --- |
| 10+ Rebounds | --- | --- |
| 5+ Assists | 2 | 2 |
| 3+ 3-PT Field Goals | --- | --- |
| 3+ Steals | 1 | 1 |
| 3+ Blocks | --- | --- |
| Led Team in Points | --- | --- |
| Led Team in Rebounds | --- | --- |
| Led Team in Assists | 4 | 4 |

2024-25 CARLOS GAME-BY-GAME

| Opponent | MP | FG | 3PT | FT | REB | PF | A | T | B | S | TP |
|-------------------|----|-----|-----|-----|-----|----|---|---|---|---|----|
| LE MOYNE* | 36 | 1-6 | 0-2 | 2-4 | 4 | 4 | 6 | 1 | 0 | 1 | 4 |
| COLGATE* | 30 | 1-4 | 1-2 | 0-0 | 4 | 1 | 5 | 1 | 1 | 0 | 3 |
| YOUNGSTOWN STATE* | 30 | 1-6 | 0-1 | 2-4 | 2 | 5 | 3 | 2 | 1 | 3 | 4 |
| vs. Texas* | 21 | 1-4 | 0-2 | 1-2 | 3 | 3 | 2 | 1 | 0 | 1 | 3 |
| vs. Texas Tech* | 27 | 2-6 | 0-1 | 0-0 | 0 | 2 | 3 | 0 | 0 | 1 | 4 |
| CORNELL* | 19 | 1-4 | 0-0 | 0-0 | 0 | 0 | 0 | 0 | 0 | 0 | 2 |
| at Tennessee* | 37 | 3-8 | 1-3 | 0-1 | 0 | 2 | 4 | 2 | 0 | 2 | 7 |
| at Notre Dame | | | | | | | | | | | |
| ALBANY | | | | | | | | | | | |
| GEORGETOWN | | | | | | | | | | | |
| vs. Maryland | | | | | | | | | | | |
| BUCKNELL | | | | | | | | | | | |
| WAKE FOREST | | | | | | | | | | | |
| at Florida State | | | | | | | | | | | |
| GEORGIA TECH | | | | | | | | | | | |
| at Boston College | | | | | | | | | | | |
| LOUISVILLE | | | | | | | | | | | |
| NOTRE DAME | | | | | | | | | | | |
| at Clemson | | | | | | | | | | | |
| PITTSBURGH | | | | | | | | | | | |
| at Stanford | | | | | | | | | | | |
| at California | | | | | | | | | | | |
| DUKE | | | | | | | | | | | |
| BOSTON COLLEGE | | | | | | | | | | | |
| at Miami | | | | | | | | | | | |
| NORTH CAROLINA | | | | | | | | | | | |
| at Pittsburgh | | | | | | | | | | | |
| NC STATE | | | | | | | | | | | |
| at Virginia Tech | | | | | | | | | | | |
| at SMU | | | | | | | | | | | |
| VIRGINIA | | | | | | | | | | | |
| *started | | | | | | | | | | | |

CARLOS' CAREER STATISTICS

| Year | TOTAL | | | | | 3-PTS | | | REBOUNDS | | | | PF | | FO | | A | | TO | | Blk | | Stl | | Pts | | Avg | |
|--------------|-----------|-----------|------------|------------|-------------|-----------|------------|-------------|------------|------------|-------------|-----------|------------|------------|------------|------------|----------|------------|------------|----------|------------|------------|------------|--|-----|--|-----|--|
| | G | GS | FG | FGA | Pct | 3FG | 3FGA | Pct | FT | FTA | Pct | O | D | Tot | Avg | PF | FO | A | TO | Blk | Stl | Pts | Avg | | | | | |
| 2021-22* | 19 | 0 | 7 | 31 | .226 | 1 | 16 | .063 | 2 | 3 | .667 | 2 | 9 | 11 | 0.6 | 17 | 0 | 23 | 16 | 1 | 5 | 17 | 0.9 | | | | | |
| 2022-23* | 35 | 34 | 80 | 222 | .360 | 36 | 112 | .321 | 38 | 48 | .792 | 19 | 115 | 134 | 3.8 | 57 | 1 | 168 | 62 | 3 | 53 | 234 | 6.7 | | | | | |
| 2023-24* | 33 | 33 | 117 | 283 | .413 | 44 | 128 | .344 | 66 | 74 | .892 | 12 | 132 | 144 | 4.4 | 71 | 0 | 208 | 87 | 2 | 53 | 344 | 10.4 | | | | | |
| 2024-25 | 7 | 7 | 10 | 38 | .263 | 2 | 11 | .182 | 5 | 11 | .455 | 1 | 12 | 13 | 2.2 | 17 | 1 | 23 | 7 | 2 | 8 | 27 | 3.9 | | | | | |
| Total | 94 | 74 | 214 | 574 | .373 | 83 | 267 | .311 | 111 | 136 | .816 | 34 | 268 | 302 | 3.3 | 162 | 2 | 422 | 172 | 8 | 119 | 622 | 6.6 | | | | | |

*from Hofstra



KYLE CUFFE JR.

Guard • 6-2 • 190 • Redshirt Junior
Harlem, N.Y. • Blair Academy (N.J.)
Kansas



- Cuffe Jr. recorded a dunk and a rebound against Tennessee.
- The redshirt junior scored his first basket of the season against Cornell and added an assist and an offensive rebound against the Big Red.

CUFFE JR. 2024-25 SEASON HIGHS

Points: 2, Cornell, at Tennessee
FG Made: 1, Cornell, at Tennessee
FG Attempted: 2, Cornell, at Tennessee
3-Point FGM: 0
3-Point FGA: 1, at Tennessee
FT Made: 0
FT Attempted: 1, at Tennessee
Rebounds: 1, Cornell, at Tennessee
Off. Rebounds: 1, Cornell
Def. Rebounds: 1, at Tennessee
Assists: 1, Cornell
Steals: 0
Blocks: 0
Minutes: 5, Cornell, at Tennessee

CUFFE JR. CAREER HIGHS (*from Kansas)

Points: 13 vs. Chaminade, 2023-24
FG Made: 5 vs. Chaminade, 2023-24
FG Attempted: 7 vs. Chaminade, 2023-23
3-Point FGM: 3 at Clemson, vs. Chaminade, 2023-24
3-Point FGA: 5 vs. Chaminade, 2023-24
FT Made: 3, Florida State, 2023-24
FT Attempted: 6, Florida State, 2023-24
Rebounds: 4 at North Carolina, vs. Chaminade, New Hampshire, 2023-24
Off. Rebounds: 2, New Hampshire, 2023-24
Def. Rebounds: 4 vs. Chaminade, 2023-24
Assists: 3, Niagara, 2023-24
Steals: 2 at North Carolina, Cornell, vs. Chaminade 2023-24
Blocks: 2, Niagara, 2023-24
Minutes: 23, New Hampshire, 2023-24

CUFFE JR. MISCELLANEOUS

| | SO | JR | TOTAL |
|----------------------|-----|-----|-------|
| Double-Doubles | --- | --- | --- |
| 10+ Points | 1 | --- | 1 |
| 20+ Points | --- | --- | --- |
| 5+ Rebounds | --- | --- | --- |
| 10+ Rebounds | --- | --- | --- |
| 5+ Assists | --- | --- | --- |
| 3+ 3-PT Field Goals | 1 | --- | 1 |
| 3+ Steals | --- | --- | --- |
| 3+ Blocks | --- | --- | --- |
| Led Team in Points | --- | --- | --- |
| Led Team in Rebounds | --- | --- | --- |
| Led Team in Assists | --- | --- | --- |

2024-25 CUFFE JR. GAME-BY-GAME

| Opponent | MP | FG | 3PT | FT | REB | PF | A | T | B | S | TP |
|-------------------|-----|-----|-----|-----|-----|----|---|---|---|---|----|
| LE MOYNE | 1 | 0-0 | 0-0 | 0-0 | 0 | 0 | 0 | 0 | 0 | 0 | 0 |
| COLGATE | 3 | 0-0 | 0-0 | 0-0 | 0 | 0 | 0 | 0 | 0 | 0 | 0 |
| YOUNGSTOWN STATE | DNP | | | | | | | | | | |
| vs. Texas | DNP | | | | | | | | | | |
| vs. Texas Tech | DNP | | | | | | | | | | |
| CORNELL | 5 | 1-2 | 0-0 | 0-0 | 1 | 1 | 1 | 0 | 0 | 0 | 2 |
| at Tennessee | 5 | 1-2 | 0-1 | 0-1 | 1 | 0 | 0 | 1 | 0 | 0 | 2 |
| at Notre Dame | | | | | | | | | | | |
| ALBANY | | | | | | | | | | | |
| GEORGETOWN | | | | | | | | | | | |
| vs. Maryland | | | | | | | | | | | |
| BUCKNELL | | | | | | | | | | | |
| WAKE FOREST | | | | | | | | | | | |
| at Florida State | | | | | | | | | | | |
| GEORGIA TECH | | | | | | | | | | | |
| at Boston College | | | | | | | | | | | |
| LOUISVILLE | | | | | | | | | | | |
| NOTRE DAME | | | | | | | | | | | |
| at Clemson | | | | | | | | | | | |
| PITTSBURGH | | | | | | | | | | | |
| at Stanford | | | | | | | | | | | |
| at California | | | | | | | | | | | |
| DUKE | | | | | | | | | | | |
| BOSTON COLLEGE | | | | | | | | | | | |
| at Miami | | | | | | | | | | | |
| NORTH CAROLINA | | | | | | | | | | | |
| at Pittsburgh | | | | | | | | | | | |
| NC STATE | | | | | | | | | | | |
| at Virginia Tech | | | | | | | | | | | |
| at SMU | | | | | | | | | | | |
| VIRGINIA | | | | | | | | | | | |
| *started | | | | | | | | | | | |

CUFFE JR.'S CAREER STATISTICS

| Year | G | GS | TOTAL | | | 3-PTS | | | FT | FTA | Pct | REBOUNDS | | | | PF | FO | A | TO | Blk | Stl | Pts | Avg |
|--------------|-----------|----------|-----------|-----------|-------------|-----------|-----------|-------------|----------|-----------|-------------|-----------|-----------|-----------|------------|-----------|----------|-----------|-----------|----------|-----------|-----------|------------|
| | | | FG | FGA | Pct | 3FG | 3FGA | Pct | | | | O | D | Tot | Avg | | | | | | | | |
| 2022-23* | 2 | 0 | 0 | 2 | .000 | 0 | 0 | .000 | 0 | 2 | .000 | 1 | 0 | 1 | 0.5 | 0 | 0 | 0 | 0 | 0 | 0 | 0 | 0.0 |
| 2023-24 | 29 | 0 | 35 | 86 | .407 | 16 | 47 | .340 | 6 | 13 | .462 | 10 | 20 | 30 | 1.0 | 43 | 1 | 15 | 16 | 6 | 14 | 92 | 3.2 |
| 2024-25 | 4 | 0 | 2 | 4 | .500 | 0 | 1 | .000 | 0 | 1 | .000 | 1 | 1 | 2 | 0.5 | 1 | 0 | 1 | 1 | 0 | 0 | 4 | 1.0 |
| Total | 35 | 0 | 37 | 91 | .407 | 16 | 48 | .333 | 6 | 16 | .375 | 12 | 21 | 32 | 0.9 | 44 | 1 | 16 | 17 | 6 | 14 | 96 | 2.7 |

*from Kansas



JYARE DAVIS

Forward • 6-7 • 215 • Senior
 Newark, DE. • Sanford H.S.
 Providence College • Delaware

13

- The senior is third in rebound average at 6.1 boards per game.
- Davis scored nine points and added five rebounds against Tennessee.
- He made his first Syracuse start against Cornell.
- He tallied a double-double (22 points, 12 rebounds) versus Le Moyne.

DAVIS 2024-25 SEASON HIGHS

Points: 22, Le Moyne
FG Made: 7, Le Moyne
FG Attempted: 9, Le Moyne, Colgate
3-Point FGM: 1, Colgate
3-Point FGA: 3, Colgate
FT Made: 8, Le Moyne
FT Attempted: 11, Le Moyne
Rebounds: 12, Le Moyne
Off. Rebounds: 5, Le Moyne, vs. Texas
Def. Rebounds: 7, Le Moyne
Assists: 2, Le Moyne, vs. Texas, Cornell
Steals: 1, Le Mone
Blocks: 1, Youngstown State, at Tennessee
Minutes: 28, Texas

DAVIS CAREER HIGHS (*from Delaware)

Points: 29, Stony Brook, 2023-24*
FG Made: 12 at Drexel, Davidson, 2022-23*
FG Attempted: 23 at Drexel, 2022-23*
3-Point FGM: 3, Rhode Island, 2023-24*
3-Point FGA: 6, Hofstra, 2023-24*
FT Made: 12, Stony Brook, 2023-24*
FT Attempted: 12, Northeastern, Stony Brook, Rider, 2023-24*
Rebounds: 17, Stony Brook, 2023-24*
Off. Rebounds: 6, Monmouth, 2023-24*
Def. Rebounds: 14, Stony Brook, 2023-24*
Assists: 7, Ohio, at Princeton, 2022-23*
Steals: 3, Rider, Rhode Island, at Robert Morris, 2023-24;
 at Northeastern, Siena, Davidson, 2022-23*
Blocks: 3, Towson, 2023-24; at Hofstra, at Princeton,
 Davidson, 2022-23*
Minutes: 44, at Drexel, 2022-23*

DAVIS MISCELLANEOUS

| | SR | TOTAL |
|----------------------|-----|-------|
| Double-Doubles | 1 | 1 |
| 10+ Points | 2 | 2 |
| 20+ Points | 1 | 1 |
| 5+ Rebounds | 5 | 5 |
| 10+ Rebounds | 1 | 1 |
| 5+ Assists | --- | --- |
| 3+ 3-PT Field Goals | --- | --- |
| 3+ Steals | --- | --- |
| 3+ Blocks | --- | --- |
| Led Team in Points | 1 | 1 |
| Led Team in Rebounds | 3 | 3 |
| Led Team in Assists | --- | --- |

2024-25 DAVIS GAME-BY-GAME

| Opponent | MP | FG | 3PT | FT | REB | PF | A | T | B | S | TP |
|-------------------|----|-----|-----|------|-----|----|---|---|---|---|----|
| LE MOYNE | 26 | 7-9 | 0-1 | 8-11 | 12 | 0 | 2 | 0 | 0 | 1 | 22 |
| COLGATE | 25 | 3-9 | 1-3 | 1-4 | 9 | 0 | 1 | 0 | 0 | 0 | 8 |
| YOUNGSTOWN STATE | 17 | 0-3 | 0-1 | 1-2 | 2 | 1 | 1 | 0 | 1 | 0 | 1 |
| vs. Texas | 28 | 4-7 | 0-0 | 3-6 | 7 | 3 | 2 | 1 | 0 | 0 | 11 |
| vs. Texas Tech | 12 | 0-0 | 0-0 | 2-2 | 3 | 0 | 2 | 0 | 0 | 0 | 2 |
| CORNELL* | 23 | 4-6 | 0-1 | 0-0 | 5 | 0 | 2 | 1 | 0 | 0 | 8 |
| at Tennessee | 19 | 3-4 | 0-0 | 3-3 | 5 | 2 | 1 | 1 | 1 | 0 | 9 |
| at Notre Dame | | | | | | | | | | | |
| ALBANY | | | | | | | | | | | |
| GEORGETOWN | | | | | | | | | | | |
| vs. Maryland | | | | | | | | | | | |
| BUCKNELL | | | | | | | | | | | |
| WAKE FOREST | | | | | | | | | | | |
| at Florida State | | | | | | | | | | | |
| GEORGIA TECH | | | | | | | | | | | |
| at Boston College | | | | | | | | | | | |
| LOUISVILLE | | | | | | | | | | | |
| NOTRE DAME | | | | | | | | | | | |
| at Clemson | | | | | | | | | | | |
| PITTSBURGH | | | | | | | | | | | |
| at Stanford | | | | | | | | | | | |
| at California | | | | | | | | | | | |
| DUKE | | | | | | | | | | | |
| BOSTON COLLEGE | | | | | | | | | | | |
| at Miami | | | | | | | | | | | |
| NORTH CAROLINA | | | | | | | | | | | |
| at Pittsburgh | | | | | | | | | | | |
| NC STATE | | | | | | | | | | | |
| at Virginia Tech | | | | | | | | | | | |
| at SMU | | | | | | | | | | | |
| VIRGINIA | | | | | | | | | | | |
| *started | | | | | | | | | | | |

DAVIS' CAREER STATISTICS

| Year | G | GS | TOTAL | | | 3-PTS | | | REBOUNDS | | | PF | FO | A | TO | Blk | Stl | Pts | Avg | | | | |
|--------------|------------|-----------|------------|--------------|-------------|-----------|------------|-------------|------------|------------|-------------|------------|------------|------------|------------|------------|----------|------------|------------|-----------|-----------|--------------|-------------|
| | | | FG | FGA | Pct | 3FG | 3FGA | Pct | O | D | Tot | | | | | | | | | Avg | | | |
| 2021-22* | 31 | 4 | 126 | 208 | .606 | 1 | 10 | .100 | 49 | 73 | .671 | 35 | 95 | 130 | 4.2 | 42 | 0 | 28 | 30 | 13 | 7 | 302 | 9.7 |
| 2022-23* | 31 | 31 | 196 | 419 | .468 | 11 | 42 | .262 | 71 | 108 | .657 | 45 | 129 | 174 | 5.6 | 69 | 0 | 79 | 65 | 20 | 27 | 474 | 15.3 |
| 2023-24* | 32 | 32 | 200 | 429 | .466 | 20 | 78 | .256 | 127 | 156 | .814 | 52 | 188 | 240 | 7.5 | 69 | 0 | 78 | 58 | 24 | 24 | 547 | 17.1 |
| 2024-25 | 7 | 1 | 21 | 38 | .533 | 1 | 6 | .167 | 18 | 28 | .643 | 17 | 26 | 43 | 6.1 | 6 | 0 | 11 | 3 | 2 | 1 | 61 | 8.7 |
| Total | 101 | 68 | 543 | 1,094 | .496 | 33 | 136 | .243 | 265 | 365 | .726 | 149 | 438 | 587 | 5.8 | 186 | 0 | 195 | 156 | 59 | 59 | 1,384 | 13.7 |

*from Delaware



DONNIE FREEMAN

Forward • 6-9 • 190 • Freshman
Washington, D.C. • St. John's College
IMG Academy

1

- Freeman scored a career-high 23 points against Cornell.
- The freshman also had 12 rebounds against the Big Red for his team-leading third double-double of the season.
- He was named Co-ACC Rookie of the Week for Nov. 25-Dec.1.

FREEMAN 2024-25 SEASON HIGHS

Points: 23, Cornell
FG Made: 8, Youngstown State, Cornell
FG Attempted: 16, Cornell
3-Point FGM: 1, Le Moyne, Youngstown State, vs. Texas
3-Point FGA: 3, five times
FT Made: 7, Cornell
FT Attempted: 7, Cornell
Rebounds: 13, vs. Texas Tech
Off. Rebounds: 3, Le Moyne
Def. Rebounds: 12, vs. Texas Tech
Assists: 3, Youngstown State, Cornell
Steals: 1, vs. Texas, Cornell
Blocks: 1, Youngstown State, vs. Texas Tech
Minutes: 39, Youngstown State

FREEMAN CAREER HIGHS

Points: 23, Cornell
FG Made: 8, Youngstown State, Cornell
FG Attempted: 16, Cornell
3-Point FGM: 1, Le Moyne, Youngstown State, vs. Texas
3-Point FGA: 3, five times
FT Made: 7, Cornell
FT Attempted: 7, Cornell
Rebounds: 13, vs. Texas Tech
Off. Rebounds: 3, Le Moyne
Def. Rebounds: 12, vs. Texas Tech
Assists: 3, Youngstown State, Cornell
Steals: 1, vs. Texas, Cornell
Blocks: 1, Youngstown State, vs. Texas Tech
Minutes: 39, Youngstown State

FREEMAN MISCELLANEOUS

| | FR | TOTAL |
|----------------------|-----|-------|
| Double-Doubles | 3 | 3 |
| 10+ Points | 4 | 4 |
| 20+ Points | 1 | 1 |
| 5+ Rebounds | 5 | 5 |
| 10+ Rebounds | 4 | 4 |
| 5+ Assists | --- | --- |
| 3+ 3-PT Field Goals | --- | --- |
| 3+ Steals | --- | --- |
| 3+ Blocks | --- | --- |
| Led Team in Points | 1 | 1 |
| Led Team in Rebounds | 2 | 2 |
| Led Team in Assists | 1 | 1 |

2024-25 FREEMAN GAME-BY-GAME

| Opponent | MP | FG | 3PT | FT | REB | PF | A | T | B | S | TP |
|-------------------|----|------|-----|-----|-----|----|---|---|---|---|----|
| LE MOYNE* | 29 | 3-12 | 1-3 | 3-5 | 11 | 0 | 1 | 2 | 0 | 0 | 10 |
| COLGATE* | 15 | 3-7 | 0-3 | 0-0 | 5 | 1 | 0 | 0 | 0 | 0 | 6 |
| YOUNGSTOWN STATE* | 39 | 8-13 | 1-3 | 2-2 | 12 | 1 | 3 | 1 | 1 | 0 | 19 |
| vs. Texas* | 15 | 4-6 | 1-3 | 0-0 | 2 | 0 | 1 | 0 | 0 | 1 | 9 |
| vs. Texas Tech* | 28 | 1-7 | 0-3 | 3-3 | 13 | 4 | 0 | 4 | 1 | 0 | 5 |
| CORNELL* | 30 | 8-16 | 0-1 | 7-7 | 12 | 0 | 3 | 1 | 0 | 1 | 23 |
| at Tennessee* | 22 | 3-7 | 0-2 | 4-5 | 4 | 2 | 1 | 2 | 0 | 0 | 10 |
| at Notre Dame | | | | | | | | | | | |
| ALBANY | | | | | | | | | | | |
| GEORGETOWN | | | | | | | | | | | |
| vs. Maryland | | | | | | | | | | | |
| BUCKNELL | | | | | | | | | | | |
| WAKE FOREST | | | | | | | | | | | |
| at Florida State | | | | | | | | | | | |
| GEORGIA TECH | | | | | | | | | | | |
| at Boston College | | | | | | | | | | | |
| LOUISVILLE | | | | | | | | | | | |
| NOTRE DAME | | | | | | | | | | | |
| at Clemson | | | | | | | | | | | |
| PITTSBURGH | | | | | | | | | | | |
| at Stanford | | | | | | | | | | | |
| at California | | | | | | | | | | | |
| DUKE | | | | | | | | | | | |
| BOSTON COLLEGE | | | | | | | | | | | |
| at Miami | | | | | | | | | | | |
| NORTH CAROLINA | | | | | | | | | | | |
| at Pittsburgh | | | | | | | | | | | |
| NC STATE | | | | | | | | | | | |
| at Virginia Tech | | | | | | | | | | | |
| at SMU | | | | | | | | | | | |
| VIRGINIA | | | | | | | | | | | |
| *started | | | | | | | | | | | |

THE BASKETBALL HALL OF FAME

2024-25 Preseason Watch List

Co-Rookie of the Week (Dec. 2)

FREEMAN'S CAREER STATISTICS

| Year | G | | TOTAL | | | 3-PTS | | | REBOUNDS | | | PF | | A | | Blk | | Stl | | Pts | | | |
|--------------|----------|----------|-----------|-----------|-------------|----------|-----------|-------------|-----------|-----------|-------------|----------|-----------|-----------|------------|----------|----------|----------|-----------|----------|----------|-----------|-------------|
| | G | GS | FG | FGA | Pct | 3FG | 3FGA | Pct | FT | FTA | Pct | O | D | Tot | Avg | PF | FO | A | TO | Blk | Stl | Pts | Avg |
| 2024-25 | 7 | 7 | 30 | 68 | .441 | 3 | 18 | .167 | 19 | 22 | .864 | 7 | 52 | 59 | 8.4 | 8 | 0 | 9 | 10 | 2 | 2 | 82 | 11.7 |
| Total | 7 | 7 | 30 | 68 | .441 | 3 | 18 | .167 | 19 | 22 | .864 | 7 | 52 | 59 | 8.4 | 8 | 0 | 9 | 10 | 2 | 2 | 82 | 11.7 |



EDDIE LAMPKIN JR.

Center • 6-11 • 265 • Senior
Houston, Texas • Morton Ranch
Texas Christian • Colorado

44

- He had double-doubles in two of the first three games.
- Lampkin Jr. posted 20 points and 13 rebounds against Youngstown.
- He totaled 15 points and 12 rebounds in the win against Colgate.
- He was named to the preseason watch list for the Abdul-Jabbar Award.

LAMPKIN JR. 2024-25 SEASON HIGHS

Points: 20, Youngstown State
FG Made: 8, Youngstown State
FG Attempted: 14, Colgate
3-Point FGM: 1, Colgate
3-Point FGA: 1, Colgate
FT Made: 4, Youngstown State
FT Attempted: 10, Youngstown State
Rebounds: 13, Youngstown State
Off. Rebounds: 6, Youngstown State
Def. Rebounds: 8, Colgate
Assists: 7, Youngstown State
Steals: 1, Le Moyne, Colgate, vs. Texas Tech
Blocks: 1, Colgate, Texas
Minutes: 40, Youngstown State

LAMPKIN JR. CAREER HIGHS (*from TCU | ^from Colorado)

Points: 22, California, 2023-24^
FG Made: 8, three times
FG Attempted: 14, Florida, 2023-24^, Colgate, 2024-25
3-Point FGM: 1, Colgate, 2024-25
3-Point FGA: 1, Colgate, 2024-25
FT Made: 8, California, 2023-24^
FT Attempted: 12, Washington, 2023-24^
Rebounds: 14, Arizona, 2021-22*
Off. Rebounds: 10, Arizona, 2021-22*
Def. Rebounds: 10, Northern Colorado, 2023-24^
Assists: 7, Youngstown State, 2024-25
Steals: 3, Texas, 2021-22*
Blocks: 2, Arizona, 2021-22*
Minutes: 40, Youngstown State, 2024-25

LAMPKIN JR. MISCELLANEOUS

| | GR | TOTAL |
|-----------------------------|-----|-------|
| Double-Doubles | 2 | 2 |
| 10+ Points | 4 | 4 |
| 20+ Points | 1 | 1 |
| 5+ Rebounds | 4 | 4 |
| 10+ Rebounds | 2 | 2 |
| 5+ Assists | 3 | 3 |
| 3+ 3-PT Field Goals | --- | --- |
| 3+ Steals | --- | --- |
| 3+ Blocks | --- | --- |
| Led Team in Points | 1 | 1 |
| Led Team in Rebounds | 2 | 2 |
| Led Team in Assists | 3 | 3 |

2024-25 LAMPKIN JR. GAME-BY-GAME

| Opponent | MP | FG | 3PT | FT | REB | PF | A | T | B | S | TP |
|----------------------|------|------|------|-----|-----|----|---|---|---|---|----|
| LE MOYNE* | 19 | 5-8 | 0-0 | 0-0 | 3 | 2 | 1 | 2 | 0 | 1 | 10 |
| COLGATE* | 34 | 7-14 | 1-1 | 0-0 | 12 | 0 | 5 | 3 | 1 | 1 | 15 |
| YOUNGSTOWN STATE* 40 | 8-10 | 0-0 | 4-10 | 13 | 1 | 7 | 3 | 0 | 0 | 0 | 20 |
| vs. Texas* | 33 | 6-10 | 0-0 | 2-4 | 5 | 1 | 6 | 3 | 1 | 0 | 14 |
| vs. Texas Tech* | 28 | 2-6 | 0-0 | 0-0 | 8 | 1 | 0 | 2 | 0 | 1 | 4 |
| CORNELL | 9 | 0-2 | 0-0 | 0-0 | 3 | 1 | 0 | 3 | 0 | 0 | 0 |
| at Tennessee* | 23 | 3-6 | 0-0 | 0-0 | 4 | 2 | 0 | 1 | 0 | 0 | 6 |
| at Notre Dame | | | | | | | | | | | |
| ALBANY | | | | | | | | | | | |
| GEORGETOWN | | | | | | | | | | | |
| vs. Maryland | | | | | | | | | | | |
| BUCKNELL | | | | | | | | | | | |
| WAKE FOREST | | | | | | | | | | | |
| at Florida State | | | | | | | | | | | |
| GEORGIA TECH | | | | | | | | | | | |
| at Boston College | | | | | | | | | | | |
| LOUISVILLE | | | | | | | | | | | |
| NOTRE DAME | | | | | | | | | | | |
| at Clemson | | | | | | | | | | | |
| PITTSBURGH | | | | | | | | | | | |
| at Stanford | | | | | | | | | | | |
| at California | | | | | | | | | | | |
| DUKE | | | | | | | | | | | |
| BOSTON COLLEGE | | | | | | | | | | | |
| at Miami | | | | | | | | | | | |
| NORTH CAROLINA | | | | | | | | | | | |
| at Pittsburgh | | | | | | | | | | | |
| NC STATE | | | | | | | | | | | |
| at Virginia Tech | | | | | | | | | | | |
| at SMU | | | | | | | | | | | |
| VIRGINIA | | | | | | | | | | | |
| *started | | | | | | | | | | | |

THE BASKETBALL HALL OF FAME

2024-25 Preseason Watch List

LAMPKIN JR'S CAREER STATISTICS

| Year | TOTAL | | | | | 3-PTS | | | REBOUNDS | | | | PF | | A | | Blk | | Stl | | Pts | | Avg |
|--------------|------------|-----------|------------|------------|-------------|----------|----------|--------------|------------|------------|-------------|------------|------------|------------|------------|------------|----------|------------|------------|-----------|-----------|------------|------------|
| | G | GS | FG | FGA | Pct | 3FG | 3FGA | Pct | FT | FTA | Pct | O | D | Tot | Avg | PF | FO | A | TO | Blk | Stl | Pts | |
| 2020-21* | 10 | 0 | 2 | 5 | .400 | 0 | 0 | .000 | 2 | 6 | .333 | 4 | 5 | 9 | 0.9 | 8 | 0 | 1 | 2 | 1 | 4 | 6 | 0.6 |
| 2021-22* | 33 | 32 | 94 | 155 | .606 | 0 | 0 | .000 | 36 | 70 | .514 | 103 | 103 | 206 | 6.2 | 77 | 1 | 25 | 34 | 16 | 20 | 224 | 6.8 |
| 2022-23* | 24 | 19 | 64 | 117 | .552 | 0 | 0 | .000 | 24 | 43 | .558 | 67 | 75 | 141 | 5.9 | 41 | 1 | 29 | 37 | 12 | 15 | 152 | 6.3 |
| 2023-24^ | 37 | 36 | 158 | 273 | .579 | 0 | 0 | .000 | 78 | 118 | .661 | 94 | 166 | 260 | 7.0 | 80 | 1 | 82 | 96 | 5 | 12 | 394 | 10.6 |
| 2024-25 | 7 | 6 | 31 | 56 | .554 | 1 | 1 | .000 | 6 | 14 | .429 | 21 | 27 | 48 | 6.9 | 8 | 0 | 19 | 17 | 2 | 3 | 69 | 9.9 |
| Total | 111 | 93 | 349 | 606 | .576 | 1 | 1 | 1.000 | 146 | 251 | .582 | 289 | 376 | 664 | 5.9 | 214 | 3 | 156 | 186 | 35 | 54 | 841 | 7.6 |

*from TCU | ^from Colorado



PETAR MAJSTOROVIC

Forward • 6-8 • 230 • Freshman
Sombor, Serbia • Lyon-Villeurbanne U-21

6

- He has played in six of seven contests.
- Majstorovic played a career-high 18 minutes against Cornell.
- He pulled down a season-best six rebounds against Texas Tech.
- The freshman scored a career-high five points in the win over Colgate.

MAJSTOROVIC 2024-25 SEASON HIGHS

Points: 5, Colgate
FG Made: 2, Colgate
FG Attempted: 6, Le Moyne
3-Point FGM: 1, Colgate
3-Point FGA: 1, Le Moyne, Colgate
FT Made: 2, Le Moyne
FT Attempted: 3, Le Moyne
Rebounds: 6, vs. Texas Tech
Off. Rebounds: 3, vs. Texas Tech
Def. Rebounds: 3, vs. Texas Tech, Cornell
Assists: 1, Colgate
Steals: 1, Le Moyne
Blocks: 0
Minutes: 18, Cornell

MAJSTOROVIC CAREER HIGHS

Points: 5, Colgate
FG Made: 2, Colgate
FG Attempted: 6, Le Moyne
3-Point FGM: 1, Colgate
3-Point FGA: 1, Le Moyne, Colgate
FT Made: 2, Le Moyne
FT Attempted: 3, Le Moyne
Rebounds: 6, vs. Texas Tech
Off. Rebounds: 3, vs. Texas Tech
Def. Rebounds: 3, vs. Texas Tech, Cornell
Assists: 1, Colgate
Steals: 1, Le Moyne
Blocks: 0
Minutes: 18, Cornell

MAJSTOROVIC MISCELLANEOUS

| | FR | TOTAL |
|----------------------|-----|-------|
| Double-Doubles | --- | --- |
| 10+ Points | --- | --- |
| 20+ Points | --- | --- |
| 5+ Rebounds | 2 | 2 |
| 10+ Rebounds | --- | --- |
| 5+ Assists | --- | --- |
| 3+ 3-PT Field Goals | --- | --- |
| 3+ Steals | --- | --- |
| 3+ Blocks | --- | --- |
| Led Team in Points | --- | --- |
| Led Team in Rebounds | --- | --- |
| Led Team in Assists | --- | --- |

2024-25 MAJSTOROVIC GAME-BY-GAME

| Opponent | MP | FG | 3PT | FT | REB | PF | A | T | B | S | TP |
|-------------------|-----|-----|-----|-----|-----|----|---|---|---|---|----|
| LE MOYNE | 5 | 1-6 | 0-1 | 2-3 | 4 | 0 | 0 | 1 | 0 | 1 | 4 |
| COLGATE | 6 | 2-2 | 1-1 | 0-0 | 0 | 1 | 1 | 0 | 0 | 0 | 5 |
| YOUNGSTOWN STATE | 5 | 1-1 | 0-0 | 0-0 | 3 | 1 | 0 | 0 | 0 | 0 | 2 |
| vs. Texas | DNP | | | | | | | | | | |
| vs. Texas Tech | 11 | 1-3 | 0-0 | 0-0 | 6 | 3 | 0 | 0 | 0 | 0 | 2 |
| CORNELL | 18 | 1-2 | 0-0 | 0-0 | 5 | 4 | 0 | 0 | 0 | 0 | 2 |
| at Tennessee | 11 | 0-2 | 0-0 | 0-2 | 1 | 5 | 0 | 0 | 0 | 0 | 0 |
| at Notre Dame | | | | | | | | | | | |
| ALBANY | | | | | | | | | | | |
| GEORGETOWN | | | | | | | | | | | |
| vs. Maryland | | | | | | | | | | | |
| BUCKNELL | | | | | | | | | | | |
| WAKE FOREST | | | | | | | | | | | |
| at Florida State | | | | | | | | | | | |
| GEORGIA TECH | | | | | | | | | | | |
| at Boston College | | | | | | | | | | | |
| LOUISVILLE | | | | | | | | | | | |
| NOTRE DAME | | | | | | | | | | | |
| at Clemson | | | | | | | | | | | |
| PITTSBURGH | | | | | | | | | | | |
| at Stanford | | | | | | | | | | | |
| at California | | | | | | | | | | | |
| DUKE | | | | | | | | | | | |
| BOSTON COLLEGE | | | | | | | | | | | |
| at Miami | | | | | | | | | | | |
| NORTH CAROLINA | | | | | | | | | | | |
| at Pittsburgh | | | | | | | | | | | |
| NC STATE | | | | | | | | | | | |
| at Virginia Tech | | | | | | | | | | | |
| at SMU | | | | | | | | | | | |
| VIRGINIA | | | | | | | | | | | |
| *started | | | | | | | | | | | |

MAJSTOROVIC'S CAREER STATISTICS

| Year | G | GS | TOTAL | | | 3-PTS | | | FT | FTA | Pct | REBOUNDS | | | | PF | FO | A | TO | Blk | Stl | Pts | Avg |
|--------------|----------|----------|----------|-----------|-------------|----------|----------|-------------|----------|----------|-------------|-----------|----------|-----------|------------|-----------|----------|----------|----------|----------|----------|-----------|------------|
| | | | FG | FGA | Pct | 3FG | 3FGA | Pct | | | | O | D | Tot | Avg | | | | | | | | |
| 2024-25 | 6 | 0 | 6 | 16 | .376 | 1 | 2 | .500 | 2 | 5 | .400 | 11 | 8 | 19 | 3.2 | 14 | 1 | 1 | 1 | 0 | 1 | 15 | 2.5 |
| Total | 6 | 0 | 6 | 16 | .375 | 1 | 2 | .500 | 2 | 5 | .400 | 11 | 8 | 19 | 3.2 | 14 | 1 | 1 | 1 | 0 | 1 | 15 | 2.5 |



NAHEEM McLEOD

Center • 7-4 • 265 • Senior
 Philadelphia, Pa. • Plymouth Whitemarsh
 Chipola College (Pa.) • Florida State

10

- McLeod has played off the bench against Texas and Tennessee.
- The senior had two points, one rebound and a block versus the Longhorns.

McLEOD 2024-25 SEASON HIGHS

Points: 2, Texas
FG Made: 1, Texas
FG Attempted: 1, Texas
3-Point FGM: 0
3-Point FGA: 0
FT Made: 0
FT Attempted: 1, Texas
Rebounds: 1, Texas
Off. Rebounds: 1, Texas
Def. Rebounds: 0
Assists: 0
Steals: 0
Blocks: 1, Texas
Minutes: 5, at Tennessee

McLEOD CAREER HIGHS (*from Florida State)

Points: 16, Syracuse, 2022-23*
FG Made: 7, Syracuse, 2022-23; Va. Tech, 2021-22*
FG Attempted: 9, Syracuse, 2022-23*
3-Point FGM/FGA: 0
FT Made: 5, at Wake Forest, 2021-22*
FT Attempted: 6, at Wake Forest, 2021-22*
Rebounds: 9, vs. Chaminade, Canisius, 2023-24; Mercer*, 2021-22
Off. Rebounds: 6, Canisius, 2023-24; Duke*, 2021-22
Def. Rebounds: 8, Mercer, 2021-22*
Assists: 2, Mercer, 2021-22*
Steals: 1, LSU, Canisius, 2023-24; at Wake Forest*, 2022-23; vs. LMU (CA)*, 2021-22
Blocks: 6, Louisville, 2022-23*
Minutes: 31, Mercer, 2022-23*

McLEOD MISCELLANEOUS

| | JR | SR | TOTAL |
|-----------------------------|-----|-----|-------|
| Double-Doubles | --- | --- | --- |
| 10+ Points | 1 | --- | 1 |
| 20+ Points | --- | --- | --- |
| 5+ Rebounds | 5 | --- | 5 |
| 10+ Rebounds | --- | --- | --- |
| 5+ Assists | --- | --- | --- |
| 3+ 3-PT Field Goals | --- | --- | --- |
| 3+ Steals | --- | --- | --- |
| 3+ Blocks | 6 | --- | 6 |
| Led Team in Points | --- | --- | --- |
| Led Team in Rebounds | 1 | --- | --- |
| Led Team in Assists | --- | --- | --- |

2024-25 McLEOD GAME-BY-GAME

| Opponent | MP | FG | 3PT | FT | REB | PF | A | T | B | S | TP |
|-------------------|-----|-----|-----|-----|-----|----|---|---|---|---|----|
| LE MOYNE | DNP | | | | | | | | | | |
| COLGATE | DNP | | | | | | | | | | |
| YOUNGSTOWN STATE | DNP | | | | | | | | | | |
| vs. Texas | 4 | 1-1 | 0-0 | 0-1 | 1 | 2 | 0 | 0 | 1 | 0 | 2 |
| vs. Texas Tech | DNP | | | | | | | | | | |
| CORNELL | DNP | | | | | | | | | | |
| at Tennessee | 5 | 0-0 | 0-0 | 0-0 | 0 | 1 | 0 | 0 | 0 | 0 | 0 |
| at Notre Dame | | | | | | | | | | | |
| ALBANY | | | | | | | | | | | |
| GEORGETOWN | | | | | | | | | | | |
| vs. Maryland | | | | | | | | | | | |
| BUCKNELL | | | | | | | | | | | |
| WAKE FOREST | | | | | | | | | | | |
| at Florida State | | | | | | | | | | | |
| GEORGIA TECH | | | | | | | | | | | |
| at Boston College | | | | | | | | | | | |
| LOUISVILLE | | | | | | | | | | | |
| NOTRE DAME | | | | | | | | | | | |
| at Clemson | | | | | | | | | | | |
| PITTSBURGH | | | | | | | | | | | |
| at Stanford | | | | | | | | | | | |
| at California | | | | | | | | | | | |
| DUKE | | | | | | | | | | | |
| BOSTON COLLEGE | | | | | | | | | | | |
| at Miami | | | | | | | | | | | |
| NORTH CAROLINA | | | | | | | | | | | |
| at Pittsburgh | | | | | | | | | | | |
| NC STATE | | | | | | | | | | | |
| at Virginia Tech | | | | | | | | | | | |
| at SMU | | | | | | | | | | | |
| VIRGINIA | | | | | | | | | | | |
| *started | | | | | | | | | | | |

McLEOD'S CAREER STATISTICS

| Year | G | GS | TOTAL | | | 3-PTS | | | FT | FTA | Pct | REBOUNDS | | | | PF | FO | A | TO | Blk | Stl | Pts | Avg |
|--------------|-----------|-----------|-----------|-----------|-------------|----------|----------|-------------|-----------|-----------|-------------|-----------|-----------|------------|------------|-----------|----------|----------|-----------|-----------|-----------|------------|------------|
| | | | FG | FGA | Pct | 3FG | 3FGA | Pct | | | | O | D | Tot | Avg | | | | | | | | |
| 2021-22* | 21 | 5 | 17 | 40 | .425 | 0 | 0 | .000 | 5 | 6 | .833 | 22 | 36 | 58 | 2.8 | 35 | 0 | 1 | 11 | 21 | 4 | 39 | 1.9 |
| 2022-23* | 27 | 0 | 12 | 26 | .462 | 0 | 0 | .000 | 3 | 5 | .600 | 19 | 28 | 47 | 1.7 | 38 | 0 | 4 | 6 | 26 | 7 | 27 | 1.0 |
| 2023-24 | 14 | 14 | 19 | 32 | .594 | 0 | 0 | .000 | 16 | 23 | .696 | 30 | 30 | 60 | 4.3 | 11 | 0 | 1 | 6 | 27 | 3 | 54 | 3.9 |
| 2024-25 | 2 | 0 | 1 | 1 | 1.000 | 0 | 0 | .000 | 0 | 1 | .000 | 1 | 0 | 1 | 0.5 | 3 | 0 | 0 | 0 | 1 | 0 | 2 | 1.0 |
| Total | 64 | 19 | 49 | 99 | .495 | 0 | 0 | .000 | 24 | 36 | .666 | 72 | 94 | 166 | 2.6 | 87 | 0 | 6 | 23 | 75 | 14 | 122 | 1.9 |

*from Florida State



ELIJAH MOORE

Guard • 6-4 • 170 • Freshman
Bronx, N.Y. • Cardinal Hayes
Our Saviour Lutheran

8

- Moore set a career high with 24 points off the bench at Tennessee.
- He also had 19 points in the win against Cornell.
- The freshman has converted 8-of-13 3-pointers in the last two games.
- He is shooting .511 (23-of-45) from the field on the season.

MOORE 2024-25 SEASON HIGHS

Points: 24, at Tennessee
FG Made: 8, at Tennessee
FG Attempted: 12, Cornell, at Tennessee
3-Point FGM: 5, Cornell
3-Point FGA: 7, Cornell
FT Made: 5, at Tennessee
FT Attempted: 6, at Tennessee
Rebounds: 7, Cornell
Off. Rebounds: 1, Cornell
Def. Rebounds: 6, Cornell
Assists: 3, Colgate
Steals: 1, Colgate, at Tennessee
Blocks: 0
Minutes: 30, at Tennessee

MOORE CAREER HIGHS

Points: 24, at Tennessee
FG Made: 8, at Tennessee
FG Attempted: 12, Cornell, at Tennessee
3-Point FGM: 5, Cornell
3-Point FGA: 7, Cornell
FT Made: 5, at Tennessee
FT Attempted: 6, at Tennessee
Rebounds: 7, Cornell
Off. Rebounds: 1, Cornell
Def. Rebounds: 6, Cornell
Assists: 3, Colgate
Steals: 1, Colgate, at Tennessee
Blocks: 0
Minutes: 30, at Tennessee

MOORE MISCELLANEOUS

| | FR | TOTAL |
|----------------------|-----|-------|
| Double-Doubles | --- | --- |
| 10+ Points | 2 | 2 |
| 20+ Points | 1 | 1 |
| 5+ Rebounds | 1 | 1 |
| 10+ Rebounds | --- | --- |
| 5+ Assists | --- | --- |
| 3+ 3-PT Field Goals | 2 | 2 |
| 3+ Steals | --- | --- |
| 3+ Blocks | --- | --- |
| Led Team in Points | 1 | 1 |
| Led Team in Rebounds | --- | --- |
| Led Team in Assists | --- | --- |

2024-25 MOORE GAME-BY-GAME

| Opponent | MP | FG | 3PT | FT | REB | PF | A | T | B | S | TP |
|-------------------|----|------|-----|-----|-----|----|---|---|---|---|----|
| LE MOYNE | 2 | 0-1 | 0-1 | 0-0 | 1 | 0 | 0 | 0 | 0 | 0 | 0 |
| COLGATE | 19 | 4-10 | 0-3 | 0-0 | 0 | 0 | 3 | 0 | 0 | 1 | 8 |
| YOUNGSTOWN STATE | 15 | 1-3 | 1-2 | 2-2 | 2 | 2 | 0 | 0 | 0 | 0 | 5 |
| vs. Texas | 10 | 0-2 | 0-1 | 0-0 | 0 | 0 | 0 | 1 | 0 | 0 | 0 |
| vs. Texas Tech | 18 | 3-5 | 1-3 | 1-2 | 1 | 1 | 0 | 3 | 0 | 0 | 8 |
| CORNELL | 24 | 7-12 | 5-7 | 0-0 | 7 | 0 | 2 | 0 | 0 | 0 | 19 |
| at Tennessee | 30 | 8-12 | 3-6 | 5-6 | 3 | 0 | 2 | 1 | 0 | 1 | 24 |
| at Notre Dame | | | | | | | | | | | |
| ALBANY | | | | | | | | | | | |
| GEORGETOWN | | | | | | | | | | | |
| vs. Maryland | | | | | | | | | | | |
| BUCKNELL | | | | | | | | | | | |
| WAKE FOREST | | | | | | | | | | | |
| at Florida State | | | | | | | | | | | |
| GEORGIA TECH | | | | | | | | | | | |
| at Boston College | | | | | | | | | | | |
| LOUISVILLE | | | | | | | | | | | |
| NOTRE DAME | | | | | | | | | | | |
| at Clemson | | | | | | | | | | | |
| PITTSBURGH | | | | | | | | | | | |
| at Stanford | | | | | | | | | | | |
| at California | | | | | | | | | | | |
| DUKE | | | | | | | | | | | |
| BOSTON COLLEGE | | | | | | | | | | | |
| at Miami | | | | | | | | | | | |
| NORTH CAROLINA | | | | | | | | | | | |
| at Pittsburgh | | | | | | | | | | | |
| NC STATE | | | | | | | | | | | |
| at Virginia Tech | | | | | | | | | | | |
| at SMU | | | | | | | | | | | |
| VIRGINIA | | | | | | | | | | | |
| *started | | | | | | | | | | | |

MOORE'S CAREER STATISTICS

| Year | G | GS | TOTAL | | | 3-PTS | | | REBOUNDS | | | PF | FO | A | TO | Blk | Stl | Pts | Avg | | | | |
|--------------|----------|----------|-----------|-----------|-------------|-----------|-----------|-------------|----------|-----------|-------------|----------|-----------|-----------|------------|----------|----------|----------|----------|----------|----------|-----------|------------|
| | | | FG | FGA | Pct | 3FG | 3FGA | Pct | FT | FTA | Pct | | | | | | | | | O | D | Tot | Avg |
| 2024-25 | 7 | 0 | 23 | 45 | .511 | 10 | 23 | .435 | 8 | 10 | .800 | 1 | 13 | 14 | 2.0 | 3 | 0 | 7 | 5 | 0 | 2 | 64 | 9.1 |
| Total | 7 | 0 | 23 | 45 | .511 | 10 | 23 | .435 | 8 | 10 | .800 | 1 | 13 | 14 | 2.0 | 3 | 0 | 7 | 5 | 0 | 2 | 64 | 9.1 |



JJ STARLING

Guard • 6-4 • 200 • Junior
 Baldwinsville, N.Y. • Baker
 La Lumiere School, Ind. • Notre Dame

2

- Starling suffered a left hand injury in practice on Dec. 2.
- He was named to the UKG Legends Classic All-Tournament Team.
- The junior scored a career-high 38 points against Youngstown State.
- The 38 points were the most by any ACC player in a game this season.

STARLING 2024-25 SEASON HIGHS

Points: 38, Youngstown State
FG Made: 14, Youngstown State
FG Attempted: 23, Youngstown State
3-Point FGM: 2, four times
3-Point FGA: 8, Texas
FT Made: 8, Youngstown State
FT Attempted: 12, Youngstown State
Rebounds: 7, Youngstown State
Off. Rebounds: 1, Le Moyne, Youngstown State
Def. Rebounds: 6, Youngstown State
Assists: 4, Texas
Steals: 1, Le Moyne, vs. Texas Tech, Cornell
Blocks: 1, Le Moyne, Youngstown State
Minutes: 49, Youngstown State

2024-25 STARLING GAME-BY-GAME

| Opponent | MP | FG | 3PT | FT | REB | PF | A | T | B | S | TP |
|-------------------|-----|-------|-----|------|-----|----|---|---|---|---|----|
| LE MOYNE* | 38 | 6-13 | 1-5 | 1-2 | 5 | 1 | 3 | 3 | 1 | 1 | 14 |
| COLGATE* | 23 | 5-9 | 2-4 | 0-0 | 4 | 5 | 3 | 3 | 0 | 0 | 12 |
| YOUNGSTOWN STATE* | 49 | 14-23 | 2-7 | 8-12 | 7 | 3 | 3 | 3 | 1 | 0 | 38 |
| vs. Texas* | 40 | 7-17 | 2-8 | 0-0 | 5 | 2 | 4 | 1 | 0 | 0 | 16 |
| vs. Texas Tech* | 37 | 9-15 | 2-5 | 7-10 | 2 | 3 | 2 | 2 | 0 | 1 | 27 |
| CORNELL* | 33 | 3-17 | 0-2 | 6-8 | 4 | 2 | 3 | 1 | 0 | 1 | 12 |
| at Tennessee | DNP | | | | | | | | | | |
| at Notre Dame | | | | | | | | | | | |
| ALBANY | | | | | | | | | | | |
| GEORGETOWN | | | | | | | | | | | |
| vs. Maryland | | | | | | | | | | | |
| BUCKNELL | | | | | | | | | | | |
| WAKE FOREST | | | | | | | | | | | |
| at Florida State | | | | | | | | | | | |
| GEORGIA TECH | | | | | | | | | | | |
| at Boston College | | | | | | | | | | | |
| LOUISVILLE | | | | | | | | | | | |
| NOTRE DAME | | | | | | | | | | | |
| at Clemson | | | | | | | | | | | |
| PITTSBURGH | | | | | | | | | | | |
| at Stanford | | | | | | | | | | | |
| at California | | | | | | | | | | | |
| DUKE | | | | | | | | | | | |
| BOSTON COLLEGE | | | | | | | | | | | |
| at Miami | | | | | | | | | | | |
| NORTH CAROLINA | | | | | | | | | | | |
| at Pittsburgh | | | | | | | | | | | |
| NC STATE | | | | | | | | | | | |
| at Virginia Tech | | | | | | | | | | | |
| at SMU | | | | | | | | | | | |
| VIRGINIA | | | | | | | | | | | |

*started

STARLING CAREER HIGHS (*from Notre Dame)

Points: 38, Youngstown State, 2024-25
FG Made: 14, Youngstown State, 2024-25
FG Attempted: 23, Youngstown State, 2024-25
3-Point FGM: 6, Miami, 2023-24
3-Point FGA: 10, at Boston College, Miami, 2023-24
FT Made: 8, Youngstown State, 2024-25
FT Attempted: 12, Youngstown State, 2024-25
Rebounds: 8, Jacksonville, 2022-23*
Off. Rebounds: 3, Louisville, Jacksonville, 2022-23*
Def. Rebounds: 7, at NC State, 2022-23*
Assists: 7, Canisius, 2023-24
Steals: 4, vs. Gonzaga, 2023-24
Blocks: 2, Marquette, Michigan St., 2022-23*
Minutes: 49, Youngstown State, 2024-25

STARLING MISCELLANEOUS

| | SO | JR | TOTAL |
|-----------------------------|-----|-----|-------|
| Double-Doubles | --- | --- | --- |
| 10+ Points | 18 | 6 | 24 |
| 20+ Points | 6 | 2 | 8 |
| 5+ Rebounds | 4 | 3 | 7 |
| 10+ Rebounds | --- | --- | --- |
| 5+ Assists | --- | --- | --- |
| 3+ 3-PT Field Goals | 15 | --- | 15 |
| 3+ Steals | --- | --- | --- |
| 3+ Blocks | 2 | --- | 2 |
| Led Team in Points | 7 | 3 | 10 |
| Led Team in Rebounds | --- | --- | --- |
| Led Team in Assists | --- | 1 | 1 |



All-Tournament Team

STARLING'S CAREER STATISTICS

| Year | TOTAL | | | | 3-PTS | | | REBOUNDS | | | | PF | | A | | TO | | Blk | | Stl | | Pts | | Avg |
|--------------|-----------|-----------|------------|------------|-------------|-----------|------------|-------------|-----------|------------|-------------|-----------|------------|------------|------------|------------|----------|------------|------------|-----------|-----------|------------|-------------|-----|
| | G | GS | FG | FGA | Pct | 3FG | 3FGA | Pct | FT | FTA | Pct | O | D | Tot | Avg | PF | FO | A | TO | Blk | Stl | Pts | | |
| 2022-23* | 28 | 24 | 125 | 297 | .421 | 26 | 87 | .299 | 37 | 58 | .638 | 15 | 64 | 79 | 2.8 | 54 | 0 | 32 | 41 | 7 | 20 | 313 | 11.2 | |
| 2023-24 | 32 | 32 | 171 | 373 | .458 | 44 | 136 | .324 | 40 | 56 | .714 | 20 | 83 | 103 | 3.2 | 42 | 0 | 60 | 55 | 6 | 27 | 426 | 13.3 | |
| 2024-25 | 6 | 6 | 44 | 94 | .468 | 9 | 31 | .290 | 22 | 32 | .667 | 3 | 24 | 27 | 4.5 | 16 | 1 | 18 | 13 | 2 | 3 | 119 | 19.8 | |
| Total | 66 | 62 | 340 | 764 | .445 | 79 | 254 | .311 | 99 | 146 | .678 | 38 | 171 | 209 | 3.2 | 112 | 1 | 110 | 109 | 15 | 50 | 860 | 13.0 | |

*from Notre Dame



LUCAS TAYLOR

Guard • 6-5 • 200 • Senior
 Raleigh, N.C. • Heritage
 Wake Forest • Georgia State

3

- Taylor made his first start of the campaign against Tennessee.
- He scored a season-high nine points in 21 minutes against Cornell.
- He has played double-digit minutes in all seven games this season.

TAYLOR 2024-25 SEASON HIGHS

Points: 9, Cornell
FG Made: 3, Cornell
FG Attempted: 5, Le Moyne, Cornell
3-Point FGM: 1, Colgate
3-Point FGA: 3, Le Moyne
FT Made: 4, Youngstown State
FT Attempted: 4, Youngstown State, Cornell
Rebounds: 3, Le Moyne, Colgate
Off. Rebounds: 1, Le Moyne, Colgate
Def. Rebounds: 2, Le Moyne, Colgate, Cornell
Assists: 1, Le Moyne, Cornell, at Tennessee
Steals: 1, Le Moyne, Texas, Cornell
Blocks: 1, Le Moyne, Colgate, Cornell
Minutes: 23, Cornell

TAYLOR CAREER HIGHS (*from GSU | ^from WF)

Points: 28, Georgia Southern, 2023-24^
FG Made: 11, Georgia Southern, Toccoa Falls, 2023-24^
FG Attempted: 22 at Georgia Southern, 2023-24^
3-Point FGM: 5, Georgia Southern, 2023-24^
3-Point FGA: 10 at Kennesaw State, 2023-24^
FT Made: 5, Coastal Carolina, at Coastal Carolina, at Western Michigan, 2023-24^
FT Attempted: 6, Coastal Carolina, at Coastal Carolina, 2023-24^
Rebounds: 8, Appalaichin State, 2023-24^
Off. Rebounds: 2, Appalaichin State, 2023-24^
Def. Rebounds: 7, Miami (OH), 2023-24^
Assists: 3, 12 times, 2023-24^; at Syracuse, South Carolina State, 2022-23*
Steals: 2, six times, 2023-24^; at Syracuse, 2022-23*; North Carolina A&T, 2021-22*
Blocks: 2, Troy, 2023-24^; South Carolina State, 2022-23*
Minutes: 39 at Georgia Southern, 2023-24^

TAYLOR MISCELLANEOUS

| | SR | TOTAL |
|----------------------|-----|-------|
| Double-Doubles | --- | --- |
| 10+ Points | --- | --- |
| 20+ Points | --- | --- |
| 5+ Rebounds | --- | --- |
| 10+ Rebounds | --- | --- |
| 5+ Assists | --- | --- |
| 3+ 3-PT Field Goals | --- | --- |
| 3+ Steals | --- | --- |
| 3+ Blocks | --- | --- |
| Led Team in Points | --- | --- |
| Led Team in Rebounds | --- | --- |
| Led Team in Assists | --- | --- |

2024-25 TAYLOR GAME-BY-GAME

| Opponent | MP | FG | 3PT | FT | REB | PF | A | T | B | S | TP |
|-------------------|----|-----|-----|-----|-----|----|---|---|---|---|----|
| LE MOYNE | 12 | 1-5 | 0-3 | 0-0 | 3 | 1 | 1 | 0 | 1 | 1 | 2 |
| COLGATE | 11 | 1-3 | 1-2 | 0-1 | 3 | 0 | 0 | 0 | 1 | 0 | 3 |
| YOUNGSTOWN STATE | 19 | 1-1 | 0-0 | 4-4 | 0 | 5 | 0 | 0 | 0 | 0 | 6 |
| vs. Texas | 19 | 0-1 | 0-1 | 0-0 | 1 | 3 | 0 | 1 | 0 | 1 | 0 |
| vs. Texas Tech | 10 | 0-2 | 0-1 | 0-0 | 1 | 2 | 0 | 0 | 0 | 0 | 0 |
| CORNELL | 21 | 3-5 | 0-2 | 3-4 | 2 | 2 | 1 | 0 | 1 | 1 | 9 |
| at Tennessee* | 14 | 0-1 | 0-0 | 0-0 | 0 | 2 | 1 | 1 | 0 | 0 | 0 |
| at Notre Dame | | | | | | | | | | | |
| ALBANY | | | | | | | | | | | |
| GEORGETOWN | | | | | | | | | | | |
| vs. Maryland | | | | | | | | | | | |
| BUCKNELL | | | | | | | | | | | |
| WAKE FOREST | | | | | | | | | | | |
| at Florida State | | | | | | | | | | | |
| GEORGIA TECH | | | | | | | | | | | |
| at Boston College | | | | | | | | | | | |
| LOUISVILLE | | | | | | | | | | | |
| NOTRE DAME | | | | | | | | | | | |
| at Clemson | | | | | | | | | | | |
| PITTSBURGH | | | | | | | | | | | |
| at Stanford | | | | | | | | | | | |
| at California | | | | | | | | | | | |
| DUKE | | | | | | | | | | | |
| BOSTON COLLEGE | | | | | | | | | | | |
| at Miami | | | | | | | | | | | |
| NORTH CAROLINA | | | | | | | | | | | |
| at Pittsburgh | | | | | | | | | | | |
| NC STATE | | | | | | | | | | | |
| at Virginia Tech | | | | | | | | | | | |
| at SMU | | | | | | | | | | | |
| VIRGINIA | | | | | | | | | | | |
| *started | | | | | | | | | | | |

TAYLOR'S CAREER STATISTICS

| Year | G | GS | TOTAL | | | 3-PTS | | | REBOUNDS | | | PF | FO | A | TO | Blk | Stl | Pts | Avg | | | | |
|--------------|-----------|-----------|------------|------------|-------------|-----------|------------|-------------|-----------|-----------|-------------|-----------|------------|------------|------------|------------|----------|-----------|-----------|-----------|-----------|------------|------------|
| | | | FG | FGA | Pct | 3FG | 3FGA | Pct | FT | FTA | Pct | | | | | | | | | O | D | Tot | Avg |
| 2021-22* | 15 | 0 | 0 | 9 | .000 | 0 | 5 | .000 | 1 | 2 | .500 | 0 | 1 | 1 | 0.1 | 3 | 0 | 3 | 5 | 0 | 3 | 1 | 0.1 |
| 2022-23* | 12 | 4 | 9 | 32 | .281 | 8 | 20 | .400 | 0 | 0 | .000 | 1 | 11 | 12 | 1.0 | 13 | 0 | 13 | 8 | 2 | 4 | 26 | 2.2 |
| 2023-24^ | 31 | 30 | 169 | 415 | .407 | 64 | 181 | .354 | 48 | 61 | .787 | 9 | 84 | 93 | 3.0 | 92 | 4 | 56 | 53 | 8 | 20 | 450 | 14.5 |
| 2024-25 | 7 | 1 | 6 | 18 | .333 | 1 | 9 | .111 | 7 | 9 | .778 | 2 | 8 | 10 | 1.4 | 15 | 1 | 3 | 2 | 3 | 3 | 20 | 2.9 |
| Total | 65 | 35 | 184 | 474 | .388 | 73 | 215 | .340 | 56 | 72 | .778 | 12 | 104 | 116 | 1.8 | 124 | 5 | 75 | 67 | 13 | 30 | 497 | 7.7 |

*from Wake Forest | ^from Georgia State



CHANCE WESTRY

Guard • 6-6 • 190 • Junior

Harrisburg, Pa. • AZ Compass Press School, Ariz.
Sierra Canyon School, Cal. • Trinity, Pa. • Auburn

11

- Westry made his Syracuse debut against Tennessee, tallying an assist in three minutes off the bench.
- He missed all of 2023-24 following a preseason injury.

WESTRY 2024-25 SEASON HIGHS

Points: 0
 FG Made: 0
 FG Attempted: 1, at Tennessee
 3-Point FGM: 0
 3-Point FGA: 1, at Tennessee
 FT Made: 0
 FT Attempted: 0
 Rebounds: 0
 Off. Rebounds: 0
 Def. Rebounds: 0
 Assists: 1, at Tennessee
 Steals: 0
 Blocks: 0
 Minutes: 3, at Tennessee

WESTRY CAREER HIGHS (*from Auburn)

Points: 8, Colgate, 2022-23
 FG Made: 4, Colgate, 2022-23
 FG Attempted: 10, Colgate, 2022-23
 3-Point FGM: 0
 3-Point FGA: 3 vs. Memphis, vs. Colgate, 2022-23
 FT Made: 1 vs. Bradley, Texas Southern, Winthrop, 2022-23
 FT Attempted: 2 vs. Northwestern, 2022-23
 Rebounds: 2 Colgate, Winthrop, 2022-23
 Off. Rebounds: 1 at Miami, Bryant, Northeastern, Lehigh, 2022-23
 Def. Rebounds: 5 at Notre Dame, at Illinois, 2022-23
 Assists: 3 vs. Memphis, Texas Southern, 2022-23
 Steals: 3, Texas Southern, 2022-23
 Blocks: 1, Colgate, Texas Southern, 2022-23
 Minutes: 17, Colgate, vs. Bradley, 2022-23

WESTRY MISCELLANEOUS

| | JR | TOTAL |
|----------------------|-----|-------|
| Double-Doubles | --- | --- |
| 10+ Points | --- | --- |
| 20+ Points | --- | --- |
| 5+ Rebounds | --- | --- |
| 10+ Rebounds | --- | --- |
| 5+ Assists | --- | --- |
| 3+ 3-PT Field Goals | --- | --- |
| 3+ Steals | --- | --- |
| 3+ Blocks | --- | --- |
| Led Team in Points | --- | --- |
| Led Team in Rebounds | --- | --- |
| Led Team in Assists | --- | --- |

2024-25 WESTRY GAME-BY-GAME

| Opponent | MP | FG | 3PT | FT | REB | PF | A | T | B | S | TP |
|-------------------|-----|-----|-----|-----|-----|----|---|---|---|---|----|
| LE MOYNE | DNP | | | | | | | | | | |
| COLGATE | DNP | | | | | | | | | | |
| YOUNGSTOWN STATE | DNP | | | | | | | | | | |
| vs. Texas | DNP | | | | | | | | | | |
| vs. Texas Tech | DNP | | | | | | | | | | |
| CORNELL | DNP | | | | | | | | | | |
| at Tennessee | 3 | 0-1 | 0-1 | 0-0 | 0 | 0 | 1 | 0 | 0 | 0 | 0 |
| at Notre Dame | | | | | | | | | | | |
| ALBANY | | | | | | | | | | | |
| GEORGETOWN | | | | | | | | | | | |
| vs. Maryland | | | | | | | | | | | |
| BUCKNELL | | | | | | | | | | | |
| WAKE FOREST | | | | | | | | | | | |
| at Florida State | | | | | | | | | | | |
| GEORGIA TECH | | | | | | | | | | | |
| at Boston College | | | | | | | | | | | |
| LOUISVILLE | | | | | | | | | | | |
| NOTRE DAME | | | | | | | | | | | |
| at Clemson | | | | | | | | | | | |
| PITTSBURGH | | | | | | | | | | | |
| at Stanford | | | | | | | | | | | |
| at California | | | | | | | | | | | |
| DUKE | | | | | | | | | | | |
| BOSTON COLLEGE | | | | | | | | | | | |
| at Miami | | | | | | | | | | | |
| NORTH CAROLINA | | | | | | | | | | | |
| at Pittsburgh | | | | | | | | | | | |
| NC STATE | | | | | | | | | | | |
| at Virginia Tech | | | | | | | | | | | |
| at SMU | | | | | | | | | | | |
| VIRGINIA | | | | | | | | | | | |
| *started | | | | | | | | | | | |

WESTRY'S CAREER STATISTICS

| Year | G | GS | TOTAL | | | 3-PTS | | | FT | FTA | Pct | REBOUNDS | | | | PF | FO | A | TO | Blk | Stl | Pts | Avg |
|--------------|-----------|----------|-----------|-----------|-------------|----------|-----------|-------------|----------|----------|-------------|----------|----------|----------|------------|-----------|----------|-----------|----------|----------|----------|-----------|------------|
| | | | FG | FGA | Pct | 3FG | 3FGA | Pct | | | | O | D | Tot | Avg | | | | | | | | |
| 2022-23* | 11 | 0 | 12 | 38 | .316 | 0 | 14 | .000 | 3 | 7 | .429 | 4 | 4 | 8 | 0.7 | 17 | 0 | 11 | 9 | 2 | 8 | 27 | 2.5 |
| 2024-25 | 1 | 0 | 0 | 1 | .000 | 0 | 1 | .000 | 0 | 0 | .000 | 0 | 0 | 0 | 0.0 | 0 | 0 | 1 | 0 | 0 | 0 | 0 | 0.0 |
| Total | 12 | 0 | 12 | 39 | .308 | 0 | 15 | .000 | 3 | 7 | .429 | 4 | 4 | 8 | 0.7 | 17 | 0 | 12 | 9 | 2 | 8 | 27 | 2.3 |

*from Auburn

@CUSE_MBB



2024-25 RECORD BREAKDOWN

| Record | Overall | ACC | ACCT | NCAA |
|-----------------------------|---------|-----|------|------|
| SU overall | 4-3 | | | |
| SU at home | 4-0 | | | |
| SU on the road | 0-1 | | | |
| SU at neutral sites | 0-2 | | | |
| SU in overtime | | | | |
| After a loss | 1-1 | | | |
| SU scores first | 1-1 | | | |
| Opponent scores first | 3-2 | | | |
| Halftime | Overall | ACC | ACCT | NCAA |
| SU led at the half | 2-0 | | | |
| SU trailed at the half | 2-2 | | | |
| Tied at the half | 0-1 | | | |
| Rebounding | Overall | ACC | ACCT | NCAA |
| SU outrebounded Opp. | 4-1 | | | |
| SU was outrebounded | 0-2 | | | |
| Rebounds were equal | | | | |
| SU 36-or-more rebounds | 4-1 | | | |
| SU 35-or-less rebounds | 0-2 | | | |
| SU 21-or-more def rebounds | 4-3 | | | |
| SU 20-or-less def. rebounds | | | | |
| SU 11-or-more off. rebounds | 4-0 | | | |
| SU 10-or-less off. rebounds | 0-3 | | | |
| Field Goal Percentage | Overall | ACC | ACCT | NCAA |
| SU shot 60-70% FG | | | | |
| SU shot 50-60% FG | 1-0 | | | |
| SU shot 40-50% FG | 3-3 | | | |
| SU shot 30-40% FG | | | | |
| Opp. shot 60-70% FG | | | | |
| Opp. shot 50-60% FG | 1-0 | | | |
| Opp. shot 40-50% FG | 4-2 | | | |
| Opp. shot 30-40% FG | | | | |
| SU outshot Opp. FG% | 3-0 | | | |
| Opp. outshot SU FG% | 1-3 | | | |
| 3-Point FG | Overall | ACC | ACCT | NCAA |
| SU 10-or-more 3-pointers | | | | |
| SU 9-or-less 3-pointers | 4-3 | | | |
| SU made more 3-pointers | 0-1 | | | |
| Opp. made more 3-pointers | 4-2 | | | |
| 3-pointers made were equal | | | | |
| Free Throw Percentage | Overall | ACC | ACCT | NCAA |
| SU outshot Opp. FT% | 1-1 | | | |
| Opp. outshot SU FT% | 3-2 | | | |
| FT% was equal | | | | |
| SU shot more FT | 3-2 | | | |
| Opp. shot more FT | 1-1 | | | |
| Free throws shot were equal | | | | |
| Scoring | Overall | ACC | ACCT | NCAA |
| SU scored 100-109 | 1-0 | | | |
| SU scored 90-99 pts. | | | | |
| SU scored 80-89 pts. | 2-0 | | | |
| SU scored 70-79 pts. | 1-2 | | | |
| SU scored 60-69 pts. | 0-1 | | | |
| SU scored 50-59 pts. | | | | |
| Opp scored 100-109 pts. | | | | |
| Opp. scored 90-99 pts. | 1-1 | | | |
| Opp. scored 80-89 pts. | 1-0 | | | |
| Opp. scored 70-79 pts. | 2-2 | | | |
| Opp. scored 60-69 pts. | | | | |
| Opp. scored 50-59 pts. | | | | |
| Opp. scored 40-49 pts. | | | | |
| By Uniform | Overall | ACC | ACCT | NCAA |
| White | 4-0 | | | |
| Orange | 0-3 | | | |

| Turnovers | Overall | ACC | ACCT | NCAA |
|--|---------|-----|------|------|
| SU 10-or-less turnovers | 2-0 | | | |
| SU 11-20 turnovers | 2-3 | | | |
| Opp. 10-or-less turnovers | 2-1 | | | |
| Opp. 11-20 turnovers | 2-2 | | | |
| Opp 21-or-more turnovers | | | | |
| SU Players' Scoring | Overall | ACC | ACCT | NCAA |
| Seven in double digits | | | | |
| Six in double digits | | | | |
| Five in double digits | 1-0 | | | |
| Four in double digits | 0-1 | | | |
| Three in double digits | 3-1 | | | |
| Two in double digits | 0-1 | | | |
| One in double digits | | | | |
| None in double digits | | | | |
| Two with 20-or-more points | 1-1 | | | |
| One with 20-or-more points | 2-1 | | | |
| One with 30-or-more points | 1-0 | | | |
| By Month | Overall | ACC | ACCT | NCAA |
| November | 4-2 | | | |
| December | 0-1 | | | |
| January | | | | |
| February | | | | |
| March | | | | |
| By Day | Overall | ACC | ACCT | NCAA |
| Monday | 1-0 | | | |
| Tuesday | 1-1 | | | |
| Wednesday | 1-0 | | | |
| Thursday | 0-1 | | | |
| Friday | 0-1 | | | |
| Saturday | 1-0 | | | |
| Sunday | | | | |
| By Live Television | Overall | ACC | ACCT | NCAA |
| ESPN | 0-2 | | | |
| ESPN2 | | | | |
| ESPNU | 0-1 | | | |
| ACC Network | | | | |
| ACC Network Extra | 4-0 | | | |
| CBS Sports Network | | | | |
| CW | | | | |
| Fox | | | | |
| By Conference | Overall | | | |
| Big 12 (vs. Texas Tech) | 0-1 | | | |
| Horizon (Youngstown) | 1-0 | | | |
| Ivy League (Cornell) | | | | |
| Northeast (Le Moyne) | 1-0 | | | |
| Patriot (Colgate) | 1-0 | | | |
| SEC (vs. Texas, at Tennessee) | 0-2 | | | |
| Games Decided By . . . | Overall | ACC | ACCT | NCAA |
| 1-5 points | 2-2 | | | |
| 6-10 points | 2-0 | | | |
| 11-15 points | | | | |
| 16 or more points | 0-1 | | | |
| By Starting Lineup | Overall | ACC | ACCT | NCAA |
| Carlos, Taylor, Lampkin, Bell, Freeman | 0-1 | | | |
| Carlos, Starling, Davis, Bell, Freeman | 1-0 | | | |
| Carlos, Starling, Lampkin, Bell, Freeman | 3-2 | | | |



TEAM HIGHS AND LOWS

Syracuse Highs

| | | |
|---------------------------------------|--------------|----------------|
| Points | 86 | Le Moyne |
| Points (two overtimes) | 104 | Youngstown |
| Points – First Half | 39 | Cornell |
| Points – Second Half | 50 | Le Moyne |
| Points – First Overtime | 13 | Youngstown |
| Points – Second Overtime | 18 | Youngstown |
| Field Goals Made | 31 | Colgate |
| | | Le Moyne |
| Field Goals Made (two overtimes) | 37 | Youngstown |
| Field Goal Attempts | 73 | Cornell |
| Field Goal Attempts (two overtimes) | 73 | Youngstown |
| Field Goal % | .491 (26-53) | at Tennessee |
| Field Goal % (two overtimes) | .507 (37-73) | Youngstown |
| 3-Point FG Made | 8 | Colgate |
| 3-Point FG Attempts | 23 | Colgate |
| 3-Point FG % | .385 (5-13) | Cornell |
| Free Throws Made | 24 | vs. Texas Tech |
| Free Throws Made (two overtimes) | 25 | Youngstown |
| Free Throws Attempted | 32 | Le Moyne |
| Free Throws Attempted (two overtimes) | 38 | Youngstown |
| Free Throw % | .857 (24-28) | vs. Texas Tech |
| Offensive Rebounds | 20 | Le Moyne |
| Defensive Rebounds | 35 | Cornell |
| Defensive Rebounds (two overtimes) | 37 | Youngstown |
| Rebounds | 48 | Cornell |
| Rebounds (two overtimes) | 50 | Youngstown |
| Assists | 19 | Colgate |
| Assists (two overtimes) | 19 | Youngstown |
| Steals | 7 | Le Moyne |
| Blocked Shots | 5 | Colgate |
| Turnovers | 12 | vs. Texas Tech |
| Fouls | 20 | vs. Texas Tech |

Opponent Highs

| | | |
|---------------------------------------|--------------|----------------|
| Points | 96 | at Tennessee |
| Points (two overtimes) | 95 | Youngstown |
| Points – First Half | 45 | at Tennessee |
| Points – Second Half | 51 | at Tennessee |
| Points – First Overtime | 13 | Youngstown |
| Points -- Second Overtime | 9 | Youngstown |
| Field Goals Made | 35 | at Tennessee |
| Field Goal Attempts | 65 | at Tennessee |
| Field Goal Attempts (two overtimes) | 72 | Youngstown |
| Field Goal % | .538 (35-65) | at Tennessee |
| 3-Point FG Made | 12 | Cornell |
| 3-Point FG Attempts | 40 | Cornell |
| 3-Point FG % | .370 (10-27) | Le Moyne |
| Free Throws Made | 17 | at Texas Tech |
| | | Le Moyne |
| Free Throws Made (two overtimes) | 23 | Youngstown |
| Free Throws Attempted | 24 | at Tennessee |
| Free Throws Attempted (two overtimes) | 30 | Youngstown |
| Free Throw % | .833 (10-12) | Cornell |
| Offensive Rebounds | 13 | at Tennessee |
| Defensive Rebounds | 31 | Cornell |
| | | Colgate |
| Rebounds | 40 | at Tennessee |
| Assists | 17 | vs. Texas Tech |
| Steals | 9 | at Tennessee |
| | | vs. Texas |
| Blocked Shots | 4 | vs. Texas Tech |
| | | vs. Texas |
| Turnovers | 16 | Le Moyne |
| Fouls | 25 | Le Moyne |
| Fouls (two overtimes) | 30 | Youngstown |

Syracuse Lows

| | | |
|-------------------------------------|--------------|----------------|
| Points | 66 | vs. Texas |
| Points – First Half | 30 | vs. Texas |
| Points – Second Half | 35 | at Tennessee |
| Points – First Overtime | 13 | Youngstown |
| Points – Second Overtime | 18 | Youngstown |
| Field Goals Made | 22 | vs. Texas Tech |
| Field Goal Attempts | 53 | at Tennessee |
| | | vs. Texas Tech |
| Field Goal % | .411 (30-73) | Cornell |
| 3-Point FG Made | 4 | Le Moyne |
| 3-Point FG Attempts | 13 | Cornell |
| 3-Point FG Attempts (two overtimes) | 22 | Youngstown |
| 3-Point FG % | .182 (4-22) | Le Moyne |
| Free Throws Made | 4 | Colgate |
| Free Throws Attempted | 8 | Colgate |
| Free Throw % | .500 (4-8) | Colgate |
| Offensive Rebounds | 5 | at Tennessee |
| Defensive Rebounds | 21 | at Tennessee |
| Rebounds | 26 | at Tennessee |
| Assists | 8 | vs. Texas Tech |
| Steals | 2 | Colgate |
| Blocked Shots | 1 | Cornell |
| Turnovers | 6 | Cornell |
| Fouls | 9 | Colgate |

Opponent Lows

| | | |
|--------------------------------------|----------------|------------|
| Points | 70 | vs. Texas |
| Points – First Half | 28 | Cornell |
| Points – Second Half | 29 | vs. Texas |
| Points – Second Half (two overtimes) | 35 | Youngstown |
| Points – First Overtime | 13 | Youngstown |
| Points -- Second Overtime | 9 | Youngstown |
| Field Goals Made | 25 | Cornell |
| Field Goal Attempts | 57 | Le Moyne |
| Field Goal % | .403 (25-62) | Cornell |
| 3-Point FG Made | 4 | vs. Texas |
| 3-Point FG Made (two overtimes) | 8 | Youngstown |
| 3-Point FG Attempts | 24 | Texas Tech |
| 3-Point FG % | .333 (8-24) | vs. |
| 3-Point FG % (two overtimes) | .258 (8-of-31) | Youngstown |
| Free Throws Made | 6 | Colgate |
| Free Throws Attempted | 11 | Colgate |
| Free Throw % | .545 (6-11) | Colgate |
| Offensive Rebounds | 4 | Cornell |
| Defensive Rebounds | 25 | Le Moyne |
| Rebounds | 32 | Le Moyne |
| Assists | 12 | Le Moyne |
| Assists (two overtimes) | 9 | Youngstown |
| Steals | 3 | Cornell |
| Blocked Shots | 1 | Le Moyne |
| Turnovers | 3 | Texas Tech |
| Fouls | 15 | Colgate |

SYRACUSE INDIVIDUAL HIGHS

Games Played:

7 Bell, Carlos, Davis, Freeman, Lampkin, Moore, Taylor

Games Started:

7 Bell, Carlos, Freeman

Points in a Half:

21 Starling (2nd), Youngstown

Game Points:

27 Starling vs. Texas Tech

Game Points (two overtimes):

38 Starling, Youngstown

Minutes Played:

40 Starling vs. Texas

Minutes Played two overtimes:

49 Starling, Youngstown

Game FG Attempted:

17 Starling (2), Cornell, vs. Texas

Game FG Attempted (two overtimes):

23 Starling, Youngstown

Game FG Made:

9 Starling vs. Texas Tech

Game FG Made (two overtimes):

14 Starling, Youngstown

Game FG Percentage (min. 6 made)

.778 (7-9) - Davis, Le Moyne

Game FT Attempted:

11 Bell vs. Texas Tech; Davis, Le Moyne

Game FT Attempted (two overtimes):

12 Starling, Youngstown

Game FT Made:

11 Bell vs. Texas Tech

Game FT Percentage (min. 8 made):

1.000 (11-11) - Bell vs. Texas Tech

Game 3 pt. FG Attempted:

8 Starling vs. Texas

Game 3 pt. FG Attempted (two overtimes):

8 Bell (2) vs. Texas Tech, Youngstown

Game 3 pt. FG Made:

5 Moore, Cornell

Game 3 pt. FG Percentage (min. 2 made)

.714 (5-7) - Moore, Colgate

Game Rebounds:

13 Freeman vs. Texas Tech

Game Rebounds (two overtimes):

13 Lampkin, Youngstown

Game Assists:

6 Carlos, Le Moyne; Lampkin vs. Texas

Game Assists (two overtimes):

7 Lampkin, Youngstown

Game Steals:

3 Chris Bell, at Tennessee

Game Steals (two overtimes):

3 Carlos, Youngstown

Blocked Shots:

2 Bell (2) vs. Texas, Colgate

Turnovers:

4 Freeman vs. Texas Tech

Game Fouls:

5 Davis at Tennessee; Majstorovic at Tennessee; Starling, Colgate

Game Fouls (two overtimes):

5 Carlos, Starling, Youngstown

Led SU in Scoring:

Starling (3), Davis (1), Freeman (1), Lampkin (1), Moore (1)

Double-Figure Scoring Games:

Starling (6), Bell (5), Freeman (4), Lampkin (4), Davis (2), Moore (2)

20-29-point Games:

Bell (2), Davis (1), Freeman (1), Lampkin (1), Moore (1), Starling (1)

30-39-point Games:

Starling (1)

Scored First:

Bell (2), Lampkin (2), Starling (2), Freeman (1)

Led SU in Rebounding:

Davis (3^{1 shared}), Freeman (2), Lampkin (2), Bell (1^{1 shared})

Double-Figure Rebounding Games:

Freeman (4), Lampkin (2), Davis (1)

Double-Doubles:

Freeman (3), Lampkin (2)

Led SU in Assists:

Carlos (4^{1 shared}), Lampkin (3^{1 shared}), Freeman (1^{1 shared}), Starling (1^{1 shared})

Double-Figure Assist Games:

Largest Lead:

13, (49-36), Colgate

Largest Margin of Victory:

10 (82-72), Cornell

Largest Deficit:

32 (85-53) at Tennessee

Largest Margin of Defeat:

26 (96-70) at Tennessee

Deficit Overcome in a Win:

12 (14-2), Cornell

Largest Lead in a Loss:

3 (5-2) vs. Texas Tech

Largest Halftime Lead:

11 (39-28), Colgate

Largest Halftime Deficit:

11 (41-30) vs. Texas



GAME BY GAME STATISTICS

| Opponent | Score | TOTAL | | 3-PTS | | FT-FTA | Pct | REBOUNDS | | PF | A | TO | Blk | Stl |
|------------------------|----------------|----------------|-------------|---------------|-------------|----------------|-------------|---------------|------------|--------------|-----------|-----------|-----------|-----------|
| | | FG-FGA | Pct | 3FG-FGA | Pct | | | Off-Def | Tot | | | | | |
| Syracuse | W, 86-82 | 31-72 | .431 | 4-22 | .182 | 20-31 | .645 | 20-26 | 46 | 11 | 15 | 11 | 2 | 7 |
| <i>Le Moyne</i> | | 28-57 | .491 | 9-25 | .360 | 17-23 | .739 | 7-25 | 32 | 25 | 12 | 16 | 1 | 6 |
| Syracuse | W, 74-72 | 31-70 | .443 | 8-23 | .348 | 4-8 | .500 | 11-34 | 45 | 9 | 19 | 7 | 5 | 2 |
| <i>Colgate</i> | | 28-64 | .438 | 10-27 | .370 | 6-11 | .545 | 5-31 | 36 | 15 | 13 | 6 | 3 | 6 |
| Syracuse | W, 104-95 2 OT | 37-73 | .507 | 5-22 | .227 | 25-38 | .658 | 13-37 | 50 | 21 | 19 | 11 | 4 | 3 |
| <i>Youngstown</i> | | 32-72 | .444 | 8-31 | .258 | 23-30 | .767 | 6-29 | 35 | 30 | 9 | 10 | 3 | 8 |
| Syracuse | L, 66-70 | 26-57 | .456 | 5-21 | .238 | 9-18 | .500 | 8-22 | 30 | 16 | 15 | 11 | 4 | 4 |
| <i>vs. Texas</i> | | 27-58 | .466 | 4-15 | .267 | 112-14 | .857 | 8-27 | 35 | 20 | 14 | 11 | 4 | 9 |
| Syracuse | L, 74-79 | 22-53 | .415 | 6-21 | .286 | 24-28 | .857 | 10-29 | 39 | 20 | 8 | 12 | 2 | 3 |
| <i>vs. Texas Tech</i> | | 27-63 | .429 | 8-24 | .333 | 17-21 | .810 | 9-21 | 30 | 19 | 17 | 3 | 4 | 6 |
| Syracuse | W, 82-72 | 30-73 | .411 | 5-13 | .385 | 17-20 | .850 | 13-35 | 48 | 11 | 13 | 6 | 1 | 4 |
| <i>vs. Cornell</i> | | 25-62 | .403 | 12-40 | .300 | 10-12 | .833 | 4-31 | 35 | 19 | 15 | 12 | 3 | 3 |
| Syracuse | L, 70-96 | 26-53 | .491 | 6-19 | .316 | 12-21 | .571 | 5-21 | 26 | 17 | 10 | 11 | 2 | 6 |
| <i>at Tennessee</i> | | 35-65 | .538 | 10-29 | .345 | 16-24 | .667 | 13-27 | 40 | 18 | 16 | 8 | 3 | 9 |
| SYRACUSE TOTALS | | 203-451 | .450 | 39-141 | .277 | 111-164 | .677 | 80-204 | 284 | 105-4 | 99 | 69 | 20 | 29 |
| OPPONENT TOTALS | | 202-441 | .458 | 61-191 | .319 | 101-135 | .748 | 52-191 | 243 | 146-7 | 96 | 65 | 21 | 47 |

THE LAST TIME THAT -- INDIVIDUAL

Syracuse Individual

| | |
|---|---|
| Scored 40 or more points: | Andrew White III, 40, Ga. Tech, 3/4/2017 |
| Scored 40 or more points (OT): | John Gillon, 43, at NC State, 2/1/2017 |
| Scored 30 or more points: | Chris Bell, 30, Louisville, 2/7/2024 |
| Scored 30 or more points (OT): | Joseph Girard, 31, vs. Richmond, 11/21/2022 |
| Scored 30 or more points (2OT): | J.J. Starling, 38, Youngstown, 11/16/2024 |
| Made 15 FGs: | Lawrence Moten, 15 at Villanova, 2/14/1995 |
| Made 11 FGs: | Chris Bell, 11, Louisville, 2/7/2024 |
| Made 11 FGs (2OT) | J.J. Starling, 14, Youngstown, 11/16/2024 |
| Made 10 FGs: | Judah Mintz, Virginia Tech, 2/27/2024 |
| Made 9 3PT FGs: | Trevor Cooney, 9, Notre Dame, 1/30/2012 |
| Made 9 3PT FGs (OT): | John Gillon, 9, at NC State, 2/1/2017 |
| Made 8 3PT FGs: | Chris Bell, 8 at NC State, 2/20/2024 |
| Made 7 3PT FGs: | Joe Girard III, 7 at Miami, 1/5/2022 |
| Made 7 3PT FGs (OT): | Cole Swider, 7 at N. Carolina, 2/28/2022 |
| 7 players made a 3PT FG | at Pittsburgh, 1/16/2024: Chris Bell, Quadir Copeland, Kyle Cuffe, Judah Mintz, Justin Taylor, JJ Starling and Benny Williams |
| Made 17+ FTs: | Hakim Warrick, 18 vs. Rhode Island, 11/30/2003 |
| Made 15+ FTs: | Oshae Brissett, 16, Buffalo, 12/19/2017 |
| Made 15+ FTs (OT): | Jonny Flynn, 16 vs. Conn. (BET), 3/12/2009 |
| Made 10+ FTs: | Chris Bell, 11 vs. Texas Tech, 11/22/2024 |
| Made 10+ FTs (OT): | Tyus Battle, 10 at Florida State, 1/13/2018 |
| Had 30+ rebounds: | Frank Reddout, 34 vs. Temple, 2/9/1952 |
| Had 25+ rebounds: | Dave Bing, 25 vs Cornell, 2/8/1966 |
| Had 20+ rebounds: | Jesse Edwards, 20, Wake Forest, 3/4/2023 |
| Had 15+ rebounds: | Jesse Edwards, 15, Notre Dame, 1/14/2023 |
| Had 15+ rebounds (OT) | Paschal Chukwu, 18 at Duke, 1/14/2019 |
| Had 12+ offensive rebounds: | Tyler Roberson, at Duke, 1/18/2016 |
| Had 10+ offensive rebounds: | Cole Swider, vs. Villanova, 12/7/2021 |
| Had 15+ defensive rebounds: | Rick Jackson, Providence, 12/28/2010 |
| Had 10+ defensive rebounds: | Donnie Freeman, 10, Cornell, 11/27/2024 |
| Had 10+ defensive rebounds (2OT): | Donnie Freeman, 11, Youngstown, 11/16/2024 |
| Had 15+ assists: | Michael Carter-Williams, 16, Monmouth, 12/8/2012 |
| Had 13+ assists: | Judah Mintz, 13, Miami, 1/0/2024 |
| Had 10+ assists (OT): | Kaleb Joseph, 12/20/2014 at Villanova |
| Had consecutive 10+ assist games: | John Gillon (11, Miami, 1/4/2017; 11, Pittsburgh, 1/7/2017) |
| Had 8+ blocks: | Paschal Chukwu, 8, Buffalo, 12/19/2017 |
| Had 5+ blocks | Maliq Brown, 6, Louisville, 2/7/2024 |
| Had 5+ blocks (OT): | Mounir Hima, 7, vs. St. John's, 11/22/2022 |
| Had 10 steals: | Todd Burgan vs. Colgate, 12/30/1997 |
| Had 8+ steals: | DeShaun Williams, 9 vs. B.C., 3/3/2002 |
| Had 6+ steals: | Kadary Richmond, at Clemson, 2/6/2021 |
| Had 5+ steals: | Maliq Brown, 5 at Georgia Tech, 2/17/2024 |
| Had 5+ steals (OT): | Buddy Boeheim, Indiana 11/30/2021 |
| Played 60+ minutes: | Jonny Flynn (67), Eric Devendorf (61) vs. Connecticut (BET), 3/12/2009 |
| Played 50+ minutes: | Buddy Boeheim (50), vs. Indiana (2OT), 11/30/2021 |
| Played 40+ minutes: | J.J. Starling (49) vs. Youngstown, 11/16/2024 |
| Played 40 minutes | Maliq Brown, Judah Mintz at Clemson, 3/5/2024 |
| Three players had a double-double | Marek Dolezaj (20-10 assists), Alan Griffin (17-13 reb.), Quincy Guerrier (15-13 reb.), Bryant, 11/27/2020 |
| Three players had a double-double (pts-rebs): | Donte Greene (19-13), Arinze Onuaku (17-14), Kristof Ongenaet (10-11 at Seton Hall, 3/5/2008 |
| Two players had a double-double: | J'yare Davis (22 pts.-12 rebounds), Donnie Freeman (10 pts.-11 rebs.) Le Moynes, 11/4/2024 |
| Two players had a double-double (OT): | Jimmy Boeheim (20 pts.-10 rebs.), Cole Swider (28 pts.-12 rebs.), Georgia Tech, 2/21/2022 |
| Two players had a double-double (2OT): | Eddie Lampkin (20 pts.-13 rebs.), Donnie Freeman (19 pts.-12 rebs.), 11/16/2024 |
| Had a double-double (pts-rebs): | Donnie Freeman (23 pts. - 12 rebs.) Cornell, 11/27/2024 |

| | |
|--|--|
| Had a double-double (OT) | Benny Williams (11 pts.-10 rebs.) vs. St. John's, 11/22/2022 |
| Had a double-double (2OT) (pts-rebs): | Eddie Lampkin (20 pts. - 13 rebounds), Donnie Freeman (19 pts. - 12 rebounds), Youngstown, 11/16/2024 |
| Had a double-double (pts-assists): | Judah Mintz (10 pts.-13 assists), Miami, 1/20/2024 |
| Had a double-double OT (pts-assists): | Kaleb Joseph (10-10) at Villanova, 12/20/2014 |
| Had a double-double (pts-blocks): | Fab Melo, (12-10) vs. Seton Hall, 12/28/2011 |
| Had a triple-double: | Allen Griffin, (14-11-10) vs. Pitt, 2/27/2001 |
| Three players disqualified: | Wake Forest, 2/8/2020; Marek Dolezaj, Quincy Guerrier, Bourama Sidibe |
| Two players had 30 points: | at Pittsburgh, 2/11/1972; Greg Kohls (34), Mike Lee (32) |
| Four players had 20 points: | Massachusetts, 11/28/2007: Eric Devendorf (23), Jonny Flynn (20), Donte Greene (20), Arinze Onuaku (20) |
| Four players had 20 points (OT): | vs. Connecticut (BET), 3/12/2009: Jonny Flynn (34), Paul Harris (29), Eric Devendorf (22), Andy Rautins (20) |
| Three players had 20 points: | at Miami, 1/5/2022, Joe Girard III (26), Jesse Edwards (22), Cole Swider (20) |
| Three players had 20 points (OT): | Indiana, 11/30/2021: Buddy Boeheim (27), Jimmy Boeheim (26), Joe Girard III (22) |
| Two players had 20 points: | vs. Texas Tech, 11/22/2024: J.J. Starling (27); Chris Bell (22) |
| Two players had 20 points (OT): | at Georgetown, 12/16/2017: Tyus Battle (29), Oshae Brissett (25) |
| Two players had 20 points (2OT): | Youngstown, 11/16/2024: J.J. Starling (38), Eddie Lampkin (20) |
| Five players had 15 points: | at NC State, 2/2/2022: Jesse Edwards (19), Cole Swider (19), Joseph Girard III (18), Buddy Boeheim (17), Jimmy Boeheim (16) |
| Four players had 15 points: | Bryant, 11/27/2020: Buddy Boeheim (21), Marek Dolezaj (20), Alan Griffin (17), Quincy Guerrier (15) |
| Four players had 15 points (OT): | Indiana, 11/30/2021: Buddy Boeheim (27), Jimmy Boeheim (26), Joe Girard III (22) |
| Eight players had 10+ points | E. Michigan, 12/19/2016; Tyus Battle (18), John Gillon (14), Andrew White (14), DaJuan Coleman (12), Tyler Lydon (12), Tyler Roberson (11), Frank Howard (10), Taurean Thompson (10) |
| Seven players had 10+ points | Monmouth, 12/8/2012: Brandon Triche (18), M. Carter-Williams (15), Trevor Cooney (15), C.J. Fair (14), James Southerland (14), Rakeem Christmas (11), DaJuan Coleman (11) |
| Six players had 10+ points | S. Carolina State, 11/22/2016: Andrew White III (15), John Gillon (14), Tyler Lydon (14), Tyler Roberson (13), Taurean Thompson (12), Frank Howard (10) |
| Five players had 10+ points: | Le Moynes, 11/4/2024: J'yare Davis (22), Chris Bell (20), J.J. Starling (14), Donnie Freeman (10), Eddie Lampkin (10) |
| Five players had 10 points (OT): | Indiana, 11/30/2021: Buddy Boeheim (27), Jimmy Boeheim (26), Joe Girard III (22), Jesse Edwards (17), Cole Swider (14) |
| Zero players had 10+ points: | at Illinois, 11/29/2022 |
| Three players had 10+ rebounds: | Monmouth, 12/8/2012: DaJuan Coleman (14), C.J. Fair (10), Baye Moussa Keita (10) |
| Three players had 10+ rebounds (OT): | Georgia Tech (OT), 2/21/2022: Frank Anselm (10), Jimmy Boeheim (10), Cole Swider (12) |
| Two players had 10+ rebounds: | Le Moynes, 11/4/2024; J'yare Davis (12), Donnie Freeman (11) |
| Two players had 10+ reb. (OT): | Buffalo, 12/19/2020; Quincy Guerrier (11), Marek Dolezaj (10) |
| Two players had 10+ reb. (2OT): | Youngstown, 11/16/2024; Eddie Lampkin (13), Donnie Freeman (12) |
| Led team in pts., rebs. and assists | Oshae Brissett at Clemson, 3/9/2019; (15 pts., 7 rebs., 3 assists) |
| 5x5 | Maliq Brown, Louisville, 2/7/2024; (11 pts., 9 rebs., 5 assists, 6 blocks, 5 steals) |



THE LAST TIME THAT -- TEAM

Syracuse Team

| | |
|---|---|
| Won in overtime: | 74-71, vs. Richmond, 11/21/2022 |
| Won in overtime at home: | 74-73, Georgia Tech, 2/21/2022 |
| Won in overtime on the road: | 63-55, at Virginia, 1/11/2020 |
| Lost in overtime: | 69-76 vs. St. John's, 11/22/2022 |
| Lost in overtime at home: | 57-60, St. Bonaventure, 12/22/2017 |
| Lost in overtime on the road: | 79-88 at North Carolina, 2/28/2022 |
| Won in two overtimes: | 104-95, Youngstown, 11/16/2024 |
| Won in two overtimes at home: | 104-95, Youngstown, 11/16/2024 |
| Won in two overtimes on the road: | 93-91, at St. John's, 3/4/2001 |
| Lost in two overtimes: | 90-101, at Florida State, 1/13/2018 |
| Lost in two overtimes at home: | N/A |
| Lost in two overtimes on the road: | 90-101, at Florida State, 1/13/2018 |
| Won in three overtimes: | 87-85, Connecticut, 2/18/1984 |
| Won in three overtimes at home: | 87-85, Connecticut, 2/18/1984 |
| Won in three overtimes on the road: | 93-90, at Colgate, 2/16/1965 |
| Lost in three overtimes: | N/A |
| Played six overtimes: | 127-117, vs. Connecticut (BET), 3/12/2009 |
| Won by 30+ points | 96-57 vs. Florida State (ACCT), 3/9/2022 |
| Lost by 30+ points | 36, 103-67 at North Carolina, 1/13/2024 |
| Won by 40+ points | 97-46, Bucknell, 11/23/2019 |
| Lost by 40+ points | 59-122, vs. NYU, 12/15/1961 |
| Won by 60+ points | 127-67, American, 12/2/1964 |
| Scored 100 points: | 101, at Boston College, 12/12/2020 |
| Scored 100 points (overtime): | 104, Youngstown, 11/16/2024, 2 OT |
| Scored 100 points in consec. games: | 104, Lafayette, 12/13/1993; 108, MD-Eastern Shore, 12/18/1993 |
| Scored 90 points | 94, Louisville, 2/7/2024 |
| Scored 90 points (overtime): | 95, at Duke OT, 1/14/2019 |
| Scored 90 points in consec. games: | 98, Albany, 11/15/11; 92, Colgate, 11/19/2011 |
| Scored 50+ in the first half: | 55 at NC State, 2/20/2024 |
| Scored 50+ in the second half | 50, Le Moyne, 11/4/2024 |
| Scored 60+ in the first half | 60, Maine, 12/5/2009 |
| Scored 60+ in the second half | 63, Charlotte, 11/26/2003 |
| Scored less than 40 points: | 34, Virginia, 11/6/2019 |
| Scored less than 20 in the first half: | 19 at Clemson, 2/6/2021 |
| Scored less than 20 in the second half: | 19, at Virginia, 1/20/2020 |
| Gave up 100 points: | 103 at North Carolina, 1/13/2024 |
| Gave up 100 points (overtime): | 112, Indiana, 11/30/2021, 2OT |
| Gave up 100 points and won: | 104, West Virginia, 2/11/1967 |
| Gave up 100 points and won (OT): | 117, Connecticut, 3/12/2009 |
| Gave up 90 points: | 96 at Tennessee,, 12/3/2024 |
| Gave up 90 points (OT): | 96, Buffalo, 12/19/2020 |
| Gave up 90 points and won: | 92 Southern Illinois, 3/17/1995 |
| Gave up 90 points and won (OT): | 96, Buffalo, 12/19/2020 |
| Gave up 90 points and won (2OT) | 94, Youngstown, 11/16/2024 |
| Came back from down 15+ to win | 16, Buffalo (OT), 12/19/2020 |
| Came back from down 20+ to win | 24, Colgate, 11/14/2023 |
| Led by 15+ and lost | 18, Miami, 3/5/2022 |
| Gave up less than 50 points: | 45, Niagara, 12/3/2020 |
| Gave up less than 40 points: | 34, E. Washington, 11/6/2018 |
| Gave up less than 20 in a half: | 18, vs. San Diego State (NCAA), 3/19/2021 |
| Gave up more than 48 in a half: | 51 at Tennessee, 12/3/2024, 2nd |
| Gave up more than 55 in a half | 56, Notre Dame, 2/24/2024, 2nd |

| | |
|---|--|
| Shot over 60% FG: | .608 (31-51), Louisville, 2/7/2024 |
| Shot under 32% FG: | .278(15-54) at Illinois, 11/29/2022 |
| Held opponent under 30% FG: | .277 (18-65), Niagara, 12/3/2020 |
| Made 45+ FG: | 47 vs. E. Tennessee State, 12/15/2007 |
| Made 15+ 3PT: | 17*, at Miami, 1/5/2022 |
| Made 15+ 3PT (overtime) | 15, at NC State, 2/1/2017 |
| Made 13+ 3PT: | 17, at Miami, 1/5/2022 |
| Made 13+ 3PT (overtime) | 13, Indiana, 11/30/2021, 2 OT |
| Shot 60% 3PT (min. 10 makes) | .619 (13-21), Brown, 12/27/2021 |
| Did not make a 3PT: | Holy Cross, 11/28/2014 |
| Attempted 50 FT: | 51 vs. Connecticut (BET), 3/12/2009 |
| Attempted 40 FT: | 41 vs. California (NCAA), 3/23/2013 |
| Attempted 40 FT (OT): | 42, Buffalo, 12/19/2020 |
| Attempted less than 6 FT | 3, North Carolina, 1/25/2023 |
| Made 40 FT: | 40 vs. Connecticut (BET), 3/12/2009 |
| Made 35 FT: | 40 vs. Connecticut (BET), 3/12/2009 |
| Made less than 5 FT: | 2, North Carolina, 1/25/2023 |
| Had 60+ rebounds: | 63, Monmouth, 12/8/2012 |
| Had 50+ rebounds: | 51, Niagara, 12/3/2020 |
| Had 50+ rebounds (2 OT) | 50, Youngstown, 11/16/2024 |
| Had 20+ rebound margin | +22, South Carolina State, 11/22/2016 |
| Had 30+ rebound margin | +30, Kennesaw State, 11/14/2014 |
| Committed 25 fouls: | 25, Duke, 2/1/2020 |
| Had 30+ assists: | 34, Eastern Michigan, 12/19/2016 |
| Committed less than 5 turnovers: | 4 at Notre Dame, 12/3/2022 |
| Committed less than 10 turnovers: | 7, at Clemson, 3/5/2024 |
| Committed less than 10 turnovers in overtime: | 6, vs. Richmond, 11/21/2022 |
| Committed 25+ turnovers: | 26 vs. E. Tennessee State, 12/15/2007 |
| Forced 30-or-more turnovers: | 32, Albany, 11/9/2009 |
| Had 20+ steals: | 21, Albany, 11/9/2009 |
| Had 15+ steals: | 17, Boston College, 1/10/2024 |
| Had 15+ blocked shots: | 15, Oakland, 11/20/2017 |
| Won on last-second shot | Miami, 72-69, 1/20/2024 (Quadir Copeland 3-pt) |
| Lost on last-second shot | Bryant, 73-72, 11/26/2022 (Sherif Gross-Bullock, lane) |

*Syracuse record



2024-25 Syracuse Men's Basketball Combined Team Statistics All games

Game Records

| Record | Overall | Home | Away | Neutral |
|----------------|---------|------|------|---------|
| ALL GAMES | 4-3 | 4-0 | 0-1 | 0-2 |
| CONFERENCE | 0-0 | 0-0 | 0-0 | 0-0 |
| NON-CONFERENCE | 4-3 | 4-0 | 0-1 | 0-2 |

Score by Periods

| Team | 1st | 2nd | OT | TOT |
|-----------|-----|-----|----|-----|
| Syracuse | 238 | 287 | 31 | 556 |
| Opponents | 257 | 287 | 22 | 566 |

Team Box Score

| No. | Player | | | | Total | | 3-Point | | F-Throw | | Rebounds | | | | | | | | | | | |
|------------------|--------------------|----------|-------------|------|----------------|-------------|---------------|-------------|----------------|-------------|-----------|------------|------------|-------------|------------|----------|-----------|-----------|-----------|-----------|------------|-------------|
| | | GP-GS | MIN | AVG | FG-FGA | FG% | 3FG-3FGA | 3FG% | FT-FTA | FT% | OFF | DEF | TOT | AVG | PF | DQ | A | TO | BLK | STL | PTS | AVG |
| 2 | STARLING, JJ | 6-6 | 219:29 | 36.6 | 44-94 | .468 | 9-31 | .290 | 22-32 | .688 | 3 | 24 | 27 | 4.5 | 16 | 1 | 18 | 13 | 2 | 3 | 119 | 19.8 |
| 4 | BELL, Chris | 7-7 | 211:29 | 30.2 | 29-72 | .403 | 11-38 | .289 | 24-31 | .774 | 1 | 22 | 23 | 3.3 | 14 | 0 | 6 | 9 | 6 | 6 | 93 | 13.3 |
| 1 | FREEMAN, Donnie | 7-7 | 179:07 | 25.6 | 30-68 | .441 | 3-18 | .167 | 19-22 | .864 | 7 | 52 | 59 | 8.4 | 8 | 0 | 9 | 10 | 2 | 2 | 82 | 11.7 |
| 44 | LAMPKIN, Eddie | 7-6 | 186:11 | 26.6 | 31-56 | .554 | 1-1 | 1.000 | 6-14 | .429 | 21 | 27 | 48 | 6.9 | 8 | 0 | 19 | 17 | 2 | 3 | 69 | 9.9 |
| 8 | MOORE, Elijah | 7-0 | 119:28 | 17.1 | 23-45 | .511 | 10-23 | .435 | 8-10 | .800 | 1 | 13 | 14 | 2.0 | 3 | 0 | 7 | 5 | 0 | 2 | 64 | 9.1 |
| 13 | DAVIS, Jyare | 7-1 | 147:51 | 21.1 | 21-38 | .553 | 1-6 | .167 | 18-28 | .643 | 17 | 26 | 43 | 6.1 | 6 | 0 | 11 | 3 | 2 | 1 | 61 | 8.7 |
| 5 | CARLOS, Jaquan | 7-7 | 199:38 | 28.5 | 10-38 | .263 | 2-11 | .182 | 5-11 | .455 | 1 | 12 | 13 | 1.9 | 17 | 1 | 23 | 7 | 2 | 8 | 27 | 3.9 |
| 3 | TAYLOR, Lucas | 7-1 | 106:38 | 15.2 | 6-18 | .333 | 1-9 | .111 | 7-9 | .778 | 2 | 8 | 10 | 1.4 | 15 | 1 | 3 | 2 | 3 | 3 | 20 | 2.9 |
| 6 | MAJSTOROVIC, Petar | 6-0 | 56:00 | 9.3 | 6-16 | .375 | 1-2 | .500 | 2-5 | .400 | 11 | 8 | 19 | 3.2 | 14 | 1 | 1 | 1 | 0 | 1 | 15 | 2.5 |
| 10 | MCLEOD, Naheem | 2-0 | 09:04 | 4.5 | 1-1 | 1.000 | 0-0 | .000 | 0-1 | .000 | 1 | 0 | 1 | 0.5 | 3 | 0 | 0 | 0 | 1 | 0 | 2 | 1.0 |
| 0 | CUFFE, JR., Kyle | 4-0 | 12:19 | 3.1 | 2-4 | .500 | 0-1 | .000 | 0-1 | .000 | 1 | 1 | 2 | 0.5 | 1 | 0 | 1 | 1 | 0 | 0 | 4 | 1.0 |
| 11 | WESTRY, Chance | 1-0 | 02:46 | 2.8 | 0-1 | .000 | 0-1 | .000 | 0-0 | .000 | 0 | 0 | 0 | 0.0 | 0 | 0 | 1 | 0 | 0 | 0 | 0 | 0.0 |
| Team | | | | | | | | | | | 14 | 11 | 25 | | | | | 1 | | | | |
| Total | | 7 | 1450 | | 203-451 | .450 | 39-141 | .277 | 111-164 | .677 | 80 | 204 | 284 | 40.6 | 105 | 4 | 99 | 69 | 20 | 29 | 556 | 79.4 |
| Opponents | | 7 | 1450 | | 202-441 | .458 | 61-191 | .319 | 101-135 | .748 | 52 | 191 | 243 | 34.7 | 146 | 7 | 96 | 65 | 21 | 47 | 566 | 80.9 |

Team Statistics

| | SU | OPP |
|------------------------|----------------|----------------|
| Scoring | 556 | 566 |
| Points per game | 79.4 | 80.9 |
| Scoring margin | -1.4 | - |
| Field goals-att | 203-451 | 202-441 |
| Field goal pct | .450 | .458 |
| 3 point fg-att | 39-141 | 61-191 |
| 3-point FG pct | .277 | .319 |
| 3-pt FG made per game | 5.6 | 8.7 |
| Free throws-att | 111-164 | 101-135 |
| Free throw pct | .677 | .748 |
| F-Throws made per game | 15.9 | 14.4 |
| Rebounds | 284 | 243 |
| Rebounds per game | 40.6 | 34.7 |
| Rebounding margin | +5.9 | - |
| Assists | 99 | 96 |
| Assists per game | 14.1 | 13.7 |
| Turnovers | 69 | 65 |
| Turnovers per game | 9.9 | 9.3 |
| Turnover margin | -0.6 | - |
| Assist/turnover ratio | 1.4 | 1.5 |
| Steals | 29 | 47 |
| Steals per game | 4.1 | 6.7 |
| Blocks | 20 | 21 |
| Blocks per game | 2.9 | 3.0 |
| Winning streak | 0 | - |
| Home win streak | 4 | - |
| Attendance | 72814 | 21678 |
| Home games-Avg/Game | 4-18204 | 1-21678 |
| Neutral site-Avg/Game | - | 2-6757 |

Team Results

| Date | Opponent | | Score | Att. |
|------------|----------------|------|--------|-------|
| 11/04/2024 | Le Moyne | W | 86-82 | 19619 |
| 11/12/2024 | Colgate | W | 74-72 | 19267 |
| 11/16/2024 | Youngstown St. | Wot2 | 104-95 | 19610 |
| 11/21/2024 | vs Texas | L | 66-70 | 6941 |
| 11/22/2024 | vs Texas Tech | L | 74-79 | 6572 |
| 11/27/2024 | Cornell | W | 82-72 | 14318 |
| 12/03/2024 | at Tennessee | L | 70-96 | 21678 |