


NOTRE DAME FOOTBALL  
**COLLEGE FOOTBALL**  
**PLAYOFF**

NATIONAL CHAMPIONSHIP POSTSEASON GUIDE



**2025**

**NATIONAL CHAMPIONSHIP**

JAN. 20

ATLANTA, GA

7:30PM ET




# NOTRE DAME

## Football




### CFP NATIONAL CHAMPIONSHIP

GAME  
**16**  
7:30 P.M. ET




**NO. 7**



US

**NO. 8**



---

MONDAY, JAN. 20, 2025 | MERCEDES-BENZ STADIUM | Atlanta, Ga.

**NOTRE DAME (14-1)**  
Marcus Freeman  
Third season (33-9)  
Same at ND

**OHIO STATE (13-2)**  
Ryan Day  
Sixth season (69-10)  
Same at Ohio State

### 2024 SCHEDULE

Date	ND Rank/Seed	Opp Rank/Seed	Opponent	Location	TV	Time ET/Result
8-31	7/7	20/20	at Texas A&M	Kyle Field	ABC	W, 23-13
9-7	5/7		Northern Illinois	Notre Dame Stadium	NBC	L, 14-16
9-14	18/19		at Purdue	Ross-Ade Stadium	CBS	W, 66-7
9-21	17/18		Miami (Ohio)	Notre Dame Stadium	NBC	W, 28-3
9-28	16/14	15/17	Louisville	Notre Dame Stadium	Peacock	W, 31-24
10-12	11/12		Stanford	Notre Dame Stadium	NBC	W, 49-7
10-19	12/11		at Georgia Tech	Mercedes-Benz Stadium	ESPN	W, 31-13
10-26	12/11	24/24	at Navy	MetLife Stadium	ABC	W, 51-14
11-9	10/8/10		Florida State	Notre Dame Stadium	NBC	W, 52-3
11-16	8/7/8		Virginia	Notre Dame Stadium	NBC	W, 35-14
11-23	6/6/6	18/17/19	Army	Yankee Stadium (Shamrock Series)	NBC	W, 49-14
11-30	5/5/5		at USC	LA Memorial Coliseum	CBS	W, 49-35
12/20	3/3/7	9/9/10	Indiana - CFP First Round	Notre Dame Stadium	ABC/ESPN	W, 27-17
1/2/25	3/3/7	2/2/2	Georgia - CFP Quarterfinals	Allstate Sugar Bowl - Caesars Superdome	ESPN	W, 23-10
1/9/25	3/3/7	5/5/6	Penn State - CFP Semifinals	Capital One Orange Bowl - Hard Rock Stadium	ESPN	W, 27-24
1/20/25	3/3/7	6/7/8	Ohio State - National Championship	Mercedes-Benz Stadium	ESPN	7:30 p.m.

### GAME AT A GLANCE

- This is Notre Dame's first trip to the CFP National Championship game. The Irish appeared in the BCS National Championship in the 2012 season.
- Notre Dame owns 11 national championships, all consensus.
- The Irish have national titles in six different decades: 1920s (1924, 1929), 1930s (1930), 1940s (1943, 1946, 1947, 1949), 1960s (1966), 1970s (1973, 1977) and 1980s (1988). Only Alabama has won national titles in more decades with seven: (20s, 60s, 70s, 90s, 00s, 10s, 20s). No other team has won in six different decades.
- Notre Dame and Ohio State are meeting for the ninth time, with Ohio State owning a 2-6 series lead. The two teams have met in the postseason twice previously, both times in the Fiesta Bowl in 2005 and 2016.
- Both teams have been ranked on six previous occasions in the series.
- The Irish have faced three Big Ten opponents this season, defeating Purdue (66-7), Indiana (27-17) and Penn State (27-24).
- RB Jeremiah Love and QB Riley Leonard have each had a rushing TD in the same game 11 times this season, becoming the most by any FBS duo in any season in the last 25 years (surpassing Nevada's Colin Kaepernick and Vai Taua with 10 in 2010).
- Notre Dame is now 14-1, the most wins in a season in program history. Playing in its 16th game this season in the National Championship, Notre Dame will extend the record for the most games it has played in a season ever.
- The victory over Penn State was the 14th ranked win of the Marcus Freeman era at Notre Dame, more than any other Irish head coach in the first three years of his tenure, and tied for the most of any FBS program over the past three seasons (Georgia, 14).

### WHAT'S INSIDE

Media Information - 2; Availability Update/By the Numbers - 3; Two-Deep Tidbits - 4-5; Roster/Pronunciations/Coaches - 6-10; Player/Team Notes/Season Notes - 11-29; Opponent Notes/Venue Notes - 30-34; National Awards/Polls - 35-37; Irish in the NFL - 38; Season Stats Trackers/The Last Time/Recaps - 39-61; 2023 In Review - 62; 2024 Season Stats/Player Career Stats/Record Updates - 64-105; Postseason History/National Championships - 106-126.

**WEEKLY MEDIA SCHEDULE - JAN. 12-19**

SUN.	MON.-TUES	WED.	THURS.-FRI.	SAT.	SUN.
<p><b>11 a.m. ET</b> Dick Corbett Head Football Coach Marcus Freeman Zoom Press Conference</p>	No media availability	<p><b>5:15 p.m. ET</b> Select student- athlete availability</p>	No media availability	<p><b>10:30-11:30 a.m. ET</b> Media Day (Atlanta)</p> <p><b>Timing TBD</b> 15 minutes of practice open for b-roll and still photos (Atlanta)</p>	<p><b>9 a.m. ET</b> Head Coaches Press Conference (Atlanta)</p>

**MARCUS FREEMAN AVAILABILITY**

- Dick Corbett Head Football Coach Marcus Freeman conducts a weekly press conference each Monday of a game week.
- The half hour weekly conference previews the upcoming game and is available to watch live on YouTube (search Notre Dame athletics).
- To obtain the link for Monday or Thursday's Zoom, media members should contact Sarah Miesle (smiesle@nd.edu).
- For any other Coach Freeman interview requests, media members should contact Katy Lonerger (klonerq2@nd.edu).

**STUDENT-ATHLETE INTERVIEWS**

- Media members are not permitted to directly contact student-athletes, coaches or support staff to arrange interviews.
- This policy becomes active when any new student-athlete to the roster arrives on campus (for example, in December/January as an early-enrollees or in June as summer workouts begin). This policy then continues from that point throughout the entirety of their Notre Dame career.
- In-season interviews with selected Notre Dame student-athletes will occur on a regular basis through the postseason.
- Interview requests for student-athletes on a weekly basis or for any other feature ideas (including print media, podcasts and video interviews) must be submitted to Katy Lonerger (klonerq2@nd.edu).
- A player availability schedule will be distributed before each interview session during the season.

**GAME NOTES/DISTRIBUTION LIST**

- All media members will be provided with access to game notes on Monday of game week at FightingIrish.com/ndfbmedia and they also will be distributed via our email distribution list.
- Contact Claire Cunningham (ckramer@nd.edu) if you need to be added to the distribution list.

**FIGHTINGIRISH.COM/PRESSBOX**

- All Notre Dame football information is available at FightingIrish.com/pressbox, which provides access to game notes, student-athlete and coaching staff headshots, updated season statistics, interview session video archives and more.

**MEDIA GUIDELINES**

- A document with media guidelines for Notre Dame home football games is emailed to each accredited member of the media before each game. Credentialed media are responsible for reading the guidelines and adhering to the policies.
- To request a copy of Notre Dame football's full media guidelines, email Claire Cunningham at ckramer@nd.edu, or visit fightingirish.com/pressbox.

**AVAILABILITY UPDATES**

- Beginning this season, Notre Dame Football will introduce an availability reporting structure in an effort to streamline communication surrounding student-athlete availability.
- In each week's game notes, the program will provide a list of all student-athletes who have availability affected for the week. They will be classified as out for the season, out for that week's game, or questionable for that week's game, as well as the general ailment.

**NOTRE DAME FOOTBALL ATHLETIC COMMUNICATIONS**



**KATY LONERGER** - Associate Athletics Director, Strategic and Football Communications, Advisor to the Head Football Coach  
klonerq2@nd.edu | 785-764-9941  
game day location - field

main contact for: Coach Freeman, student-athlete interviews



**CLAIRE (KRAMER) CUNNINGHAM** - Director of Football Communications  
ckramer@nd.edu | 913-952-6454  
game day location - press box

main contact for: assistant coaches, day-to-day media operations, game notes, award nominations



**SARAH MIESLE** - Associate Athletics Communications Director  
smiesle@nd.edu | 608-487-3858  
game day location - field

main contact for: team statistics, photo requests, weekly and postgame press conference coordinator



**ALAN WASIELEWSKI** - Assistant Athletics Director, Team Communications  
awasiele@nd.edu | 574-532-4167  
game day location - press box

main contact for: credentials/parking, media guide, football historian

- Before each game, Notre Dame will continue to release an availability update roughly 60 minutes prior to kickoff that will confirm or update the availability of any student-athlete listed on that week's depth chart.
- As the information will be readily available, Notre Dame coaches and student-athletes will not comment on or provide additional information on availability in press conferences or interviews throughout the week.

**ASSISTANT COACH GAMEDAY LOCATIONS**

Coach	Role	Location
Al Golden	Defensive Coordinator	Field
Mike Denbrock	Off. Coord/Tight Ends	Field
Marty Biagi	ST Coord./ Asst. DBs	Field
Mike Brown	Wide Receivers	Field
Max Bullough	Linebackers	Field
Gino Guidugli	QB's/Pass Game Coord.	Press Box
Deland McCullough	RB's/Assoc. Head Coach	Field
Mike Mickens	DB's/Def. Pass Game Coord.	Field
Joe Rudolph	Offensive Line	Field
Al Washington	D-Line/Def. Run Game Coord.	Field

**IRISH ITEMS - BY THE NUMBERS**

<b>1</b>	Notre Dame's 2024 defense is dominant and one of the most complete defenses in the country, ranking among the FBS' top teams. Through the season and the Semifinal round of the CFP, Notre Dame is first in pass efficiency defense (99.50), first in turnovers gained (32), first in defensive touchdowns (6), second in scoring defense (14.3), second in passing defense (165.3), third in fumbles recovered (13), fifth in interceptions (19), fifth in third down defense (0.298), eighth in red zone defense (0.718), ninth in total defense (298.3) and ninth in fourth down defense (0.366).
<b>2</b>	Senior quarterback Riley Leonard owns 35 rushing touchdowns for his career, including three in the first half at Purdue, and two vs. Miami (OH) and Georgia Tech. He ranks second among all active FBS quarterbacks in rushing touchdowns.
<b>3-24</b>	Notre Dame held two-straight opponents to 3-24 on third down (Miami 2-12, Purdue 1-12), the best back-to-back two-game total since 2021 (Cincinnati 2-12, Wisconsin 1-14). Those are the two best back-to-back two-game stretches since data is available starting in 1996.
<b>4</b>	Leonard is one of four FBS quarterbacks (and two Power 4 quarterbacks) this season to have passed for 2,600 yards and rushed for 700 yards.
<b>4</b>	Notre Dame is one of just four programs in the Power 4 with eight or more wins over each of the last five seasons (2020-24), joined by Alabama, Clemson and Georgia.
<b>11</b>	Love and Leonard have each had a rushing TD in the same game 11 times this season, becoming the most by any FBS duo in any season in the last 25 years (surpassing Nevada's Colin Kaepernick and Vai Taua with 10 in 2010).
<b>14</b>	Notre Dame is now 14-1, the most wins in a season in program history. Playing in its 16th game this season in the National Championship, Notre Dame will extend the record for the most games it has played in a season ever.
<b>14</b>	The victory over Penn State was the 14th ranked win of the <b>Marcus Freeman</b> era at Notre Dame, more than any other Irish head coach in the first three years of his tenure, and tied for the most of any FBS program over the past three seasons (Georgia, 14). In 2023, the 40-8 Sun Bowl victory over No. 21 Oregon State not only earned Freeman his first campaign with 10 victories, it also was his team's seventh victory over an Associated Press-ranked team in his first two years leading the program - breaking Terry Brennan's previous program record of six in 1954 and 55.
<b>13</b>	Xavier Watts has made a statement as the best defensive player in college football. Watts has totaled 13 interceptions on his career. His 13 interceptions over the last two seasons are the most by any FBS player during that span; the next closest players have nine. He has averaged 0.5 interceptions per game over that span. He has the most career interceptions by an Irish player since 1996. He is the 19th Notre Dame player to intercept 10 or more passes in a career and is tied for third on the all-time list for career interceptions in program history. Watts is responsible for seven of Notre Dame's 31 turnovers gained this season (six interceptions, one fumble recovery).
<b>13</b>	Jeremiah Love scored a rushing touchdown in 13-straight games this season, a Notre Dame record for most consecutive game with a rushing TD, and a Notre Dame record for most consecutive games with a rushing TD to start a season. He was the only FBS running back to have scored a rushing touchdown in each regular season game this season.
<b>130</b>	Jeremiah Love's performance vs. Army was noteworthy, rushing seven times for 130 yards. He is one of just two Power 4 running backs this season to achieve 130 rushing yards on fewer than 10 carries, and one of just seven Irish running backs to achieve 100 or more yards on fewer than 10 carries since 1950.

**GAME 16 INJURY UPDATE**

**QUESTIONABLE FOR THE GAME**

- No. 5 WR Beaux Collins - Questionable for the game (left calf)

**OUT FOR THE GAME**

- No. 54 OL Anthonie Knapp - out for the game (left ankle)

**UNIVERSITY INFORMATION**

Location.....	Notre Dame, Indiana
Founded.....	1842
Nickname.....	Fighting Irish
Colors.....	Blue and Gold
Enrollment.....	8,968 (undergraduates), 13,174 (total)
Stadium.....	Notre Dame Stadium (FieldTurf/77,622)
President.....	Rev. Robert Dowd, C.S.C.
Provost.....	John T. McGreevy
NCAA Faculty Representative.....	Patricia Bellia
University VP/James E. Rohr Director of Athletics.....	Pete Bevacqua

**FOOTBALL INFORMATION**

Offensive Formation.....	Multiple
Defensive Formation.....	Multiple
2023 Overall Record.....	10-3   Sun Bowl Champion
Final Ranking.....	#14 AP   #14 Coaches   #16 CFP (pre-bowl)
Off./De. Starters From 2023 Returning/Lost.....	11/11
Offensive Starters From 2023 Returning/Lost.....	6/5
Defensive Starters From 2023 Returning/Lost.....	5/6
Special Teams Starters From 2023 Returning/Lost.....	1/2
Monogram Winners From 2023 Returning/Lost.....	32/38
All-Time Record.....	983-339-42*
All-Time Record At Home.....	528-132-13*
All-Time Record At Notre Dame Stadium.....	383-119-5*
All-Time Record On The Road.....	324-164-23
All-Time Record In Neutral Venues.....	130-44-6
First Year of Football.....	1887
Years Of Football.....	2024 is the 136th year of Notre Dame Football

<b>99 + 100</b>	The 49-35 victory at USC was sealed for the Irish on two pick-sixes on back-to-back drives to close the game, as CB Christian Gray took a 99-yard interception for a score, and S Xavier Watts followed it up with a 100-yard pick-six on the very next USC drive. Not only was it the first time this season that a team had two interception returns for 99 or more yards in a single game, but it marked the first time since at least 1996 that such a feat has occurred. Gray tied the Notre Dame record for longest interception return in program history (Luther Bradley, 1975 against Purdue), and Watts broke the record with his 100-yard return.
<b>16</b>	QB Riley Leonard broke the Notre Dame record for most rushing touchdowns in a single season by a quarterback with 16 (14, Brandon Wimbush, 2015).
<b>1000</b>	RB Jeremiah Love has 1,122 rushing yards so far in 2024, the 21st time an Irish player has broken the 1,000-yard rushing mark in a season. He is averaging 7.1 yards per carry, which would rank second among all single-season 1,000-yard rushers in ND records (Reggie Brooks, 1992, 8.0 - 1,343).



**NOTRE DAME OFFENSE**

Pos.	No.	Name	Ht.	Wt.	Class	Elig.*
<b>WR</b>	5	Beaux Collins	6-3	206	Gr.	Sr.
<b>or</b>	83	Jayden Thomas	6-2	218	Sr.	Jr.
<b>WR</b>	1	Jaden Greathouse	6-1	215	So.	So.
<b>or</b>	2	Jayden Harrison	5-10	198	Gr.	Sr.*
<b>LT</b>	79	Tosh Baker	6-8	325	Gr.	Sr.
<b>or</b>	56	Charles Jagusah	6-7	328	So.	Fr.
<b>LG</b>	74	Billy Schrauth	6-5	310	Jr.	So.
	75	Sullivan Absher	6-7	321	So.	Fr.
<b>C</b>	78	Pat Coogan	6-5	310	Sr.	Jr.
	72	Sam Pendleton	6-4	310	So.	Fr.
	64	Joe Otting	6-3	303	So.	Fr.
<b>RG</b>	50	Rocco Spindler	6-5	325	Gr.	Jr.
	56	Charles Jagusah	6-7	328	So.	Fr.
	55	Chris Terek	6-5	330	So.	Fr.
<b>RT</b>	59	Aamil Wagner	6-6	291	Jr.	So.
	76	Guerby Lambert	6-7	323	Fr.	Fr.
<b>TE</b>	88	Mitchell Evans	6-5	260	Sr.	Sr.
	9	Eli Raridon	6-7	250	Jr.	Jr.
<b>WR</b>	6	Jordan Faison	5-10	184	So.	So.
<b>or</b>	10	Kris Mitchell	6-0	186	Gr.	Sr.*
<b>QB</b>	13	Riley Leonard	6-4	216	Sr.	Sr.
	18	Steve Angeli	6-2	208	Jr.	So.
<b>RB</b>	4	Jeremiyah Love	6-0	210	So.	So.
<b>or</b>	24	Jadarian Price	5-10	206	Jr.	So.
	20	Aneyas Williams	5-10	206	Fr.	Fr.
	22	Devyn Ford	5-11	200	Gr.	Sr.*

**NOTRE DAME SPECIAL TEAMS**

Pos.	No.	Name	Ht.	Wt.	Class	Elig.*
<b>KO</b>	98	Mitch Jeter	5-11	195	Gr.	Sr.*
<b>PK</b>	98	Mitch Jeter	5-11	195	Gr.	Sr.*
<b>P</b>	16	James Rendell	6-6	219	Gr.	Sr.
	90	Eric Goins	6-2	207	Gr.	Sr.
<b>LS</b>	96	Joseph Vinci	6-4	232	Fr.	Fr.
	49	Andrew Kros	6-3	222	So.	So.
<b>SS</b>	39	Rino Monteforte	5-7	198	Jr.	Jr.
	96	Joseph Vinci	6-4	232	Fr.	Fr.

**TWO-DEEP TIDBITS - OFFENSE**

- **Jayden Thomas** entered 2023 season as Notre Dame's leading returning receiver and served in that role in the first four games of the 2023 season, catching 12 passes for over 180 yards and a touchdown.
- **Beaux Collins** is Notre Dame's leading receiver in yards in 2024, with 37 receptions for 458 yards. He recorded 91 receptions for 1,290 yards and 11 touchdowns in 1,578 offensive snaps over 32 games (27 starts) at Clemson from 2021-23. He broke out late in his true freshman season with 31 catches for 407 yards and three touchdowns.
- **Jaden Greathouse** was the first Irish true freshman wideout to catch two touchdown passes in his first-career game (against Navy in 2023). His five touchdown catches during a rookie campaign are the most for a Notre Dame true freshman since 2016. He notched a career-high 105 receiving yards in the win over Penn State.
- **Jayden Harrison** was a first-team All-American as a kick returner at Marshall last season, tying for the FBS lead with two kick return touchdowns in 2023. He recorded his first touchdown catch for the Irish in the 35-14 win over Virginia. In 2023, Harrison played in all 13 games for Marshall (started four), totaling 28 receptions for 410 yards (14.6 yards per reception) and a touchdown.
- **Kris Mitchell**, a transfer from FIU, led CUSA and ranked in the Top 20 nationally in receiving yards in 2023 (1,118 - 18th nationally) and receiving yads per game (93.2 - 13th nationally). Mitchell owns 118 career receptions for 1,853 yards and 13 touchdowns.
- **Jordan Faison** joined the Notre Dame football team as a walk on and made his collegiate athletics debut at No. 25 Louisville in 2023, and was put on football scholarship. He would end the season with 19 catches for 322 yards and four touchdowns, capping the year by earning Sun Bowl MVP honors with five catches for 115 yards and a touchdown.
- Notre Dame's offensive line presents some new faces in 2024 with the departures of NFL Draftees Joe Alt and Blake Fisher. **Pat Coogan, Ashton Craig, Billy Schrauth, Tosh Baker, Rocco Spindler and Charles Jagusah** own starting experience. Irish linemen **Aamil Wagner, Sam Pendleton and Anthonie Knapp** all made their first-career starts at No. 20 Texas A&M. Even with injuries and young talent, the line was named a semifinalist for the Joe Moore Award.
- **Mitchell Evans** had a breakout season in 2023 before being sidelined with an injury. A 2024 semifinalist for the Mackey Award, he played in eight games as a junior in 2023, starting seven, and ended the season as the team's top receiving target, averaging 52.8 yards per game. Through those eight games, Evans totaled 29 receptions for 422 yards and a touchdown during the season, averaging 14.6 yards per catch.
- **Riley Leonard** owns 35 rushing touchdowns for his career, ranking second among all active FBS quarterbacks in rushing touchdowns. He entered his senior season and first with Notre Dame coming off a Duke career as one of the ACC's premier quarterbacks. See page 23 for more on Leonard.
- **Steve Angeli** made the most of his first-career start in the 2023 Sun Bowl completing 15 of 19 passes for 232 yards and three touchdowns. Prior to that game, he went 19-for-25 passing with four touchdowns in seven relief appearances.
- With the departure of NFL Draft pick Audric Estimé, **Jeremiyah Love** and **Jadarian Price** lead the Irish running backs in 2024. Love broke the 1,000-yard rushing plateau for the season in the Indiana game. See page 27 for more on the Irish running backs.

- **Mitch Jeter** joins the Irish from South Carolina, and owns a career 80.0 percent field-goal rate (36-45), connecting on 130-133 extra points. **James Rendell** hails from Melbourne, Australia, and made a mark in Australian football with the Victorian Football League before making the move to the United States this offseason. See page 29 for more on the Irish specialists.



**NOTRE DAME DEFENSE**

Pos.	No.	Name	Ht.	Wt.	Class	Elig.*
<b>VYP</b>	40	Joshua Burnham	6-4	251	Jr.	So.
	44	Junior Tuihalamaka	6-2	255	Jr.	Jr.
	10	Loghan Thomas	6-4	224	Fr.	Fr.
<b>DT</b>	97	Gabriel Rubio	6-5	316	Sr.	Jr.
	88	Armel Mukam	6-3	302	So.	Fr.
<b>DT</b>	56	Howard Cross III	6-1	288	Gr.	Sr.*
	41	Donovan Hinish	6-2	278	Jr.	So.
	59	Sean Sevillano Jr.	6-1	320	Fr.	Fr.
<b>DE</b>	9	RJ Oben	6-3	265	Gr.	Sr.*
	30	Bryce Young	6-7	258	Fr.	Fr.
<b>or</b>	40	Joshua Burnham	6-4	251	Jr.	So.
<b>WILL</b>	24	Jack Kiser	6-2	231	Gr.	Sr.*
	4	Jaiden Ausberry	6-2	216	So.	Fr.
<b>or</b>	27	Kyngstonn Viliamu-Asa	6-3	240	Fr.	Fr.
<b>MIKE</b>	34	Drayk Bowen	6-2	239	So.	So.
	27	Kyngstonn Viliamu-Asa	6-3	240	Fr.	Fr.
<b>ROV</b>	3	Jaylen Sneed	6-1	224	Jr.	So.
	4	Jaiden Ausberry	6-2	216	So.	Fr.
<b>NICKEL</b>	1	Jordan Clark	5-10	182	Gr.	Sr.*
	21	Karson Hobbs	6-1	192	Fr.	Fr.
<b>CB</b>	15	Leonard Moore	6-2	191	Fr.	Fr.
	16	Tae Johnson	6-2	188	Fr.	Fr.
<b>BOUND</b>	8	Adon Shuler	6-0	200	So.	Fr.
	28	Luke Talich	6-4	211	So.	So.
<b>or</b>	23	Kennedy Urlacher	5-11	197	Fr.	Fr.
<b>FIELD</b>	0	Xavier Watts	6-0	203	Gr.	Sr.
	2	Rod Heard II	5-11	195	Gr.	Sr.*
<b>CB</b>	29	Christian Gray	6-0	189	So.	So.
	21	Karson Hobbs	6-1	192	Fr.	Fr.

**NOTRE DAME SPECIAL TEAMS**

Pos.	No.	Name	Ht.	Wt.	Class	Elig.*
<b>HLD</b>	26	Chris Salerno	5-11	208	Sr.	Sr.
	81	Jack Polian	6-0	183	Sr.	Sr.
<b>PR</b>	37	Max Hurlleman	5-11	202	Gr.	Sr.
<b>or</b>	6	Jordan Faison	5-10	184	So.	So.
<b>or</b>	1	Jaden Greathouse	6-1	215	So.	So.
<b>KR</b>	2	Jayden Harrison	5-10	198	Gr.	Sr.*
<b>or</b>	4	Jeremiah Love	6-0	206	So.	So.
<b>or</b>	24	Jadarian Price	5-10	203	Jr.	So.

\* - Super Senior

Note: Class years are academic enrollment; Eligibility is in regards to on the field.

**TWO-DEEP TIDBITS - DEFENSE**

- **Joshua Burnham** finished the 2023 season with 18 tackles, four tackles-for-loss and a sack. **Junior Tuihalamaka** appeared in all 13 games in 2023 while posting 10 tackles.
- **Howard Cross III** established himself as one of the top playmaking interior defensive linemen in the country during the 2023 season, and continued his dominance in 2024. See page 20 for more information on Cross. **Donovan Hinish** stepped up in relief of Cross when injured, and put together an impressive showing through three starts. He appeared in nine games in 2023 and posting a career-best four stops in the win over Central Michigan.
- **RJ Oben** transferred from Duke in the offseason with 34 career starts and 50 games played. Entering Notre Dame, he had posted 67 tackles on his career, with 14.5 sacks (loss of 91 yards), five forced fumbles, two passes defended and an interception. **Bryce Young** is now seeing time in the regular defensive line rotation and has made a significant mark on special teams, ranking second in the nation in individual blocked kicks (3). See page 22 for more on Young.
- **Jack Kiser** leads a linebacker room with young talent. A team captain and finalist for the 2024 William V. Campbell Trophy and the 2024 Wuerffel Trophy, Kiser holds the Notre Dame record for career games played. See page 21 for more information on Kiser. **Jaiden Ausberry** appeared in four regular-season games in 2023, preserving his eligibility. **Kyngstonn Viliamu-Asa** is a highly-touted five-star linebacker who was a finalist for the high school Butkus Award in 2023. He posted a career-high seven tackles vs. Northern Illinois. **Drayk Bowen** has posted 70 tackles this season, second behind Kiser's 64. He appeared in 12 games in 2023 (missing one contest with an injury) and recorded 14 stops and a forced fumble. See page 22 for more on Bowen. **Jaylen Sneed** appeared in all 13 games in 2023, totaling 14 tackles, five QB hurries and two PBU.
- **Jordan Clark** joined the Irish from Arizona State with 22 career starts and 39 games played entering 2024. Throughout his college career, he has snagged four interceptions (one for a touchdown) and 173 tackles (127 solo) with 8.5 TFL and 26 passes defended.
- **Adon Shuler** has posted three interceptions this season, one each against Texas A&M, Georgia Tech and Virginia. Starting each game in 2024, he showed his playmaking ability late in the 2023 season, posting all six career tackles in the final three games of the year. See page 22 for more on Shuler. **Luke Talich** quickly established himself as a special teams mainstay during his freshman season in 2023, and posted his first-career pick six vs. Florida State.
- True freshmen **Karson Hobbs**, **Leonard Moore** and **Kennedy Urlacher** have impressed in preseason camp. Moore and Urlacher both garnered one four-star ranking through recruitment. Moore made his college football debut at No. 20 Texas A&M, and his first-career start vs. No. 15 Louisville, leading the team with seven tackles. He also posted seven tackles in his second start, at Georgia Tech. See page 21 for more on Moore. **Tae Johnson** made his debut on the depth chart for Florida State week, and saw his first game action after coming back from injury.
- **Christian Gray** started his first-career game in the 23-13 win at No. 20 Texas A&M. He saw action in 12 games and made 11 tackles in 2023. He intercepted his first career pass against Pittsburgh and finished the year with a career-best three tackles in the Sun Bowl victory over Oregon State.
- **Xavier Watts** is a 2024 Consensus All-American and a semifinalist for the Walter Camp Player of the Year, Bednarik Award, Lott Trophy and Thorpe Award. Watts won the Nagurski Trophy in 2023 and was a Unanimous All-American. See page 19 for more on Watts. **Rod Heard II** spent his prior career at Northwestern, where he amassed 31 starts and 46 games played with 182 tackles, 11 for loss, two sacks and two interceptions, as well as 10 passes defended, five forced fumbles and a fumble recovery.



**ALPHABETICAL ROSTER/PRONUNCIATIONS**

No.	Name	Pronunciation
75	Sullivan Absher	
60	Max Anderson	
18	Steve Angeli	Ann-JELL-ee
19	Marty Auer	like hour
4	Jaiden Ausberry	
93	Quentin Autry	
79	Tosh Baker	
91	William Bartel	Bar-tell
84	Kevin Bauman	B-ow-man
31	Taebron Bennie-Powell	Tay-bron
12	Jordan Botelho	Bo-TELL-ho
34	Drayk Bowen	Drake BOE-enn
48	Mickey Brown	
26	Tyler Buchner	Buck-ner
40	Joshua Burnham	
12	CJ Carr	
77	Ty Chan	
1	Jordan Clark	
5	Beaux Collins	Bo
0	Deion Colzie	
78	Pat Coogan	
70	Ashton Craig	
56	Howard Cross III	
25	Dylan Devezin	DEV-eh-zen
48	Marcello Diomede	Mar-chell-oh Dee-oh-med-ee
49	Charles Du	
32	Isaiah Dunn	
88	Mitchell Evans	
6	Jordan Faison	Fay-zonn
32	Justin Fisher	
87	Cooper Flanagan	
22	Devyn Ford	Dev-in
42	Henry Garrity	Gare (like stare)-itty
14	Micah Gilbert	
90	Eric Goins	Goh-ins
29	Christian Gray	
1	Jaden Greathouse	
2	Jayden Harrison	
2	Rod Heard II	
41	Donovan Hinish	HIGH-nish
21	Karson Hobbs	
98	Devan Houston	Dev-in Houston (like the city)
37	Max Hurlman	Hurl-uh-man
56	Charles Jagusah	Jog-you-saw
33	Matt Jeffery	
98	Mitch Jeter	Jee-ter
16	Tae Johnson	Tay
73	Peter Jones	
36	Bodie Kahoun	Bow-dee Ka-hoon
43	Kahanu Kia	Ka-ha-new Kee-uh
24	Jack Kiser	KYE-zerr
54	Anthonie Knapp	Nap
49	Andrew Kros	Cross
76	Guerby Lambert	Gur-bee
85	Jack Larsen	
13	Riley Leonard	
4	Jeremiah Love	
99	Rylie Mills	
8	Kenny Minchey	Minn-shee
13	Ben Minich	Minn-ick
10	Kris Mitchell	

**NUMERICAL ROSTER**

No.	Name	Pos.	Ht.	Wt.	Cl.	Elg.	Hometown/High School
0	Deion Colzie	WR	6-4	211	Sr.	Jr.	McDonough, GA/Athens Academy
0	Xavier Watts	S	6-0	203	Gr.	Sr.	Omaha, NE/Harry A. Burke
1	Jordan Clark	S	5-10	182	Gr.	*Sr.	Baton Rouge, LA/University Lab/Arizona State
1	Jaden Greathouse	WR	6-1	215	So.	So.	Austin, TX/Westlake
2	Jayden Harrison	WR	5-10	198	Gr.	*Sr.	Antioch, TN/Pearl-Cohn/Marshall
2	Rod Heard II	S	5-11	195	Gr.	*Sr.	Farmington Hills, MI/Farmington Hills/Northwestern
3	Gi'Bran Payne	RB	5-9	203	Jr.	So.	Cincinnati, OH/LaSalle
3	Jaylen Sneed	LB	6-1	224	Jr.	So.	Hilton Head Island, SC/Hilton Head
4	Jaiden Ausberry	LB	6-2	216	So.	Fr.	Baton Rouge, LA/University Lab
4	Jeremiah Love	RB	6-0	210	So.	So.	St. Louis, MO/Christian Brothers
5	Beaux Collins	WR	6-3	206	Gr.	Sr.	Los Angeles, CA/St. John Bosco/Clemson
5	Boubacar Traore	DL	6-4	243	So.	Fr.	Boston, MA/Catholic Memorial
6	Jordan Faison	WR	5-10	184	So.	So.	Fort Lauderdale, FL/Pine Crest
8	Kenny Minchey	QB	6-2	207	So.	Fr.	Hendersonville, TN/Pope John Paul II
8	Adon Shuler	S	6-0	200	So.	Fr.	Irvington, NJ/Irvington
9	RJ Oben	DL	6-3	265	Gr.	*Sr.	Montclair, NJ/St. Peter's Prep/Duke
9	Eli Raridon	TE	6-7	250	Jr.	Jr.	Des Moines, IA/Valley
10	Kris Mitchell	WR	6-0	186	Gr.	*Sr.	Jacksonville, FL/Mandarin/FIU
10	Lohan Thomas	DL	6-4	224	Fr.	Fr.	Katy, TX/Paetow
11	KK Smith	WR	6-0	178	So.	Fr.	Frisco, TX/Reedy
12	Jordan Botelho	DL	6-3	250	Gr.	*Sr.	Honolulu, HI/Saint Louis
12	CJ Carr	QB	6-3	210	Fr.	Fr.	Saline, MI/Saline
13	Riley Leonard	QB	6-4	216	Sr.	Sr.	Fairhope, AL/Fairhope/Duke
13	Ben Minich	S	6-0	195	So.	Fr.	West Chester, OH/Lakota West
14	Micah Gilbert	WR	6-2	208	Fr.	Fr.	Charlotte, NC/Charlotte Christian
15	Leonard Moore	CB	6-2	191	Fr.	Fr.	Round Rock, TX/Round Rock
15	Anthony Rezac	QB	6-3	197	Fr.	Fr.	Omaha, NE/Westside
16	Tae Johnson	S	6-2	188	Fr.	Fr.	Fort Wayne, IN/North Side
16	James Rendell	P	6-6	224	Gr.	Sr.	Melbourne, Australia/Parkdale Secondary/RMIT
17	Brenan Vernon	DL	6-5	262	So.	Fr.	Mentor, OH/Mentor
17	Cam Williams	WR	6-2	202	Fr.	Fr.	Glen Ellyn, IL/Lakota South
18	Steve Angeli	QB	6-2	208	Jr.	So.	Westfield, NJ/Bergen Catholic
18	Chance Tucker	CB	6-0	189	Sr.	Jr.	Encino, CA/Crespi Carmelite
19	Marty Auer	CB	6-0	195	Sr.	Sr.	Glenview, IL/Loyola Academy
19	Logan Saldade	WR	5-11	193	Fr.	Fr.	Gilroy, CA/Palma
20	Benjamin Morrison	CB	6-0	190	Jr.	Jr.	Phoenix, AZ/Brophy Prep
20	Aneayas Williams	RB	5-10	206	Fr.	Fr.	Hannibal, MO/Hannibal
21	Karson Hobbs	CB	6-1	192	Fr.	Fr.	Cincinnati, OH/Archbishop Moeller
21	Kedren Young	RB	6-0	229	Fr.	Fr.	Lufkin, TX/Lufkin
22	Devyn Ford	RB	5-11	200	Gr.	*Sr.	Stafford, VA/North Stafford/Penn State
23	Kennedy Urlacher	S	5-11	197	Fr.	Fr.	Chandler, AZ/Chandler
24	Jack Kiser	LB	6-2	231	Gr.	*Sr.	Royal Center, IN/Pioneer
24	Jadarion Price	RB	5-10	206	Jr.	So.	Denison, TX/Denison
25	Dylan Devezin	RB	6-1	214	Jr.	Jr.	New Orleans, LA/St. Augustine
25	Preston Zinter	LB	6-2	235	So.	Fr.	North Andover, MA/Central Catholic
26	Tyler Buchner	WR	6-1	215	Gr.	Jr.	San Diego, CA/The Bishop's School
26	Chris Salerno	K	5-11	208	Sr.	Sr.	Valencia, CA/Crespi Carmelite
27	Kyngstonn Viliamu-Asa	LB	6-3	240	Fr.	Fr.	Inland Empire, CA/St. John Bosco
28	Luke Talich	S	6-4	211	So.	So.	Cody, WY/Cody
29	Christian Gray	CB	6-0	189	So.	So.	St. Louis, MO/De Smet Jesuit
30	Bryce Young	DL	6-7	258	Fr.	Fr.	Charlotte, NC/Charlotte Christian
31	Taebron Bennie-Powell	S	6-1	182	Fr.	Fr.	Cincinnati, OH/Lakota West
32	Isaiah Dunn	CB	5-11	180	Jr.	Jr.	Santa Fe Springs, CA/St. Paul
32	Justin Fisher	RB	6-2	231	Jr.	Jr.	Mishawaka, IN/Mishawaka
33	Matt Jeffery	WR	5-11	195	Fr.	Fr.	Cheshire, CT/Cheshire
33	Tre Reader	LB	6-1	215	Jr.	Jr.	Tampa, FL/Berkeley Prep
34	Drayk Bowen	LB	6-2	239	So.	So.	St. John, IN/Andean HS
35	Teddy Rezac	LB	6-3	207	Fr.	Fr.	Omaha, NE/Westside
36	Bodie Kahoun	LB	6-2	223	Fr.	Fr.	Roanoke, VA/Patrick Henry
37	Max Hurlman	CB	5-11	202	Gr.	Sr.	Wyomissing, PA/Wyomissing/Colgate
38	Tommy Powlus	LB	6-0	206	Fr.	Fr.	Granger, IN/Penn
38	Davis Sherwood	TE	6-3	243	Sr.	Sr.	Greensboro, NC/Good Counsel



**ALPHABETICAL ROSTER/PRONUNCIATIONS**

No.	Name	Pronunciation
39	Rino Monteforte	Reno (like the town) Montah-fort-tay
15	Leonard Moore	
20	Benjamin Morrison	
88	Armel Mukam	Moo-kum
42	Cole Mullins	
9	RJ Oben	Oh-bin
47	Jason Onye	Own-yay
45	Kobi Onyiuke	Own-you-kay
64	Joe Otting	Ott (like otter)-ing
3	Gi'Bran Payne	Gih-bron (like LeBron)
72	Sam Pendleton	
81	Jack Polian	Pole-lian
38	Tommy Powlus	Paul-us
71	Styles Prescod	
24	Jadarion Price	Jah-DAR (like dart)-ee-an
9	Eli Raridon	RARE-i-dun
33	Tre Reader	Reed-err
16	James Rendell	Ren-DELL
15	Anthony Rezac	Ree-zak
35	Teddy Rezac	Ree-zak
58	Grant Ristoff	Wrist-off
97	Gabriel Rubio	
46	Jerry Rullo	Rule-oh
19	Logan Saldade	Sal-dah-tay
26	Chris Salerno	
82	Leo Scheidler	SHIDE-ler
74	Billy Schrauth	sh-ROUTH (like ow)
89	Charlie Selna	
59	Sean Sevillano Jr.	Sev-ill-on-oh
38	Davis Sherwood	
8	Adon Shuler	Uh-donn
11	KK Smith	
3	Jaylen Sneed	
80	Xavier Southall	Ex-avier
50	Rocco Spindler	
46	Jake Tafelski	
28	Luke Talich	Taal (like tally)-ich
55	Chris Terek	Terr-ick
83	Jayden Thomas	
10	Loghan Thomas	
5	Boubacar Traore	Boob-ah-car Tray-or-ree
18	Chance Tucker	
44	Junior Tuihalamaka	Tooye-ah-la-maka
23	Kennedy Urlacher	Ur-lack-er
17	Brenan Vernon	
27	Kyngstonn Viliamu-Asa	
96	Joseph Vinci	Vin-see
59	Aamil Wagner	Ah-meal
0	Xavier Watts	Ex-avier
86	Alex Whitman	
20	Aneyas Williams	Uh-nee-us
17	Cam Williams	
61	Robbie Wollan	Wool-an
39	Andrew Yanoshak	
92	Zac Yoakam	Yoke-um
30	Bryce Young	
21	Kedren Young	Key-dren
25	Preston Zinter	

**NUMERICAL ROSTER**

No.	Name	Pos.	Ht.	Wt.	Cl.	Elg.	Hometown/High School
39	Rino Monteforte	LS	5-7	200	Jr.	Jr.	North Babylon, NY/Kellenberg Memorial
39	Andrew Yanoshak	TE	6-2	232	Sr.	Sr.	Bedford, PA/Bishop Guilfoyle
40	Joshua Burnham	DL	6-4	251	Jr.	So.	Traverse City, MI/Traverse City Central
41	Donovan Hinish	DL	6-2	278	Jr.	So.	Pittsburgh, PA/Central Catholic
42	Henry Garrity	TE	6-3	230	So.	So.	Bloomfield Hills, MI/Brother Rice
42	Cole Mullins	DL	6-4	265	Fr.	Fr.	Hoschton, GA/Mill Creek
43	Kahanu Kia	LB	6-2	230	So.	Fr.	Kaneohe, HI/Punahou
44	Junior Tuihalamaka	DL	6-2	255	Jr.	Jr.	Granada Hills, CA/Bishop Alemany
45	Kobi Onyiuke	DL	6-4	260	Jr.	Jr.	Richmond, VA/Benedictine College Prep
46	Jake Tafelski	RB	5-11	218	Gr.	Sr.	Dearborn, MI/Dearborn/Central Michigan
46	Jerry Rullo	LB	6-1	233	Jr.	Jr.	Havertown, PA/Penn Charter
47	Jason Onye	DL	6-5	291	Sr.	Jr.	North Providence, RI/Bishop Hendricken
48	Mickey Brown	CB	5-9	180	Jr.	Jr.	Southampton, NY/St. Anthony's
48	Marcello Diomede	K	6-0	192	So.	So.	Glen Ellyn, IL/Glenbard West
49	Charles Du	CB	5-9	181	Jr.	Jr.	Beijing, China/Robert Lewis Stevenson (CA)
49	Andrew Kros	LS	6-3	220	So.	So.	Louisville, KY/St. Xavier
50	Rocco Spindler	OL	6-5	325	Gr.	Jr.	Clarkston, MI/Clarkston
54	Anthonie Knapp	OL	6-4	294	Fr.	Fr.	Roswell, GA/Roswell
55	Chris Terek	OL	6-5	330	So.	Fr.	Glen Ellyn, IL/Glenbard West
56	Howard Cross III	DL	6-1	288	Gr.	*Sr.	Paramus, NJ/St. Joseph Regional
56	Charles Jagusah	OL	6-7	328	So.	Fr.	Rock Island, IL/Alleman
58	Grant Ristoff	DL	6-3	260	Gr.	*Sr.	Ladera Ranch, CA/J Serra Catholic/Penn
59	Sean Sevillano Jr.	DL	6-1	320	Fr.	Fr.	Clearwater, FL/Clearwater Academy
59	Aamil Wagner	OL	6-6	291	Jr.	So.	Yellow Springs, OH/Wayne
60	Max Anderson	OL	6-3	296	Fr.	Fr.	St. Paul, MN/St. Thomas Academy
61	Robbie Wollan	OL	6-3	278	Fr.	Fr.	St. Paul, MN/St. Thomas Academy
64	Joe Otting	OL	6-3	303	So.	Fr.	Topeka, KS/Hayden
70	Ashton Craig	OL	6-4	308	Jr.	So.	Lawrenceburg, IN/Lawrenceburg
71	Styles Prescod	OL	6-6	299	Fr.	Fr.	Fishers, IN/Hamilton Southeastern
72	Sam Pendleton	OL	6-4	310	So.	Fr.	Lawsonville, NC/Reagan
73	Peter Jones	OL	6-5	312	Fr.	Fr.	Coatesville, PA/Malvern Prep
74	Billy Schrauth	OL	6-5	310	Jr.	So.	Campbellsport, WI/St. Mary's Springs
75	Sullivan Absher	OL	6-7	321	So.	Fr.	Belmont, NC/South Point
76	Guerby Lambert	OL	6-7	323	Fr.	Fr.	Boston, MA/Catholic Memorial
77	Ty Chan	OL	6-5	320	Jr.	So.	Lowell, MA/Lawrence Academy
78	Pat Coogan	OL	6-5	310	Sr.	Jr.	Palos Heights, IL/Marist
79	Tosh Baker	OL	6-8	325	Gr.	Sr.	Scottsdale, AZ/Pinnacle
80	Xavier Southall	WR	6-1	178	Fr.	Fr.	Alexandria, VA/IMG Academy
81	Jack Polian	WR	6-0	183	Sr.	Sr.	Ponte Vedra, FL/Ponte Vedra
82	Leo Scheidler	WR	6-0	192	Jr.	Jr.	Lake Forest, IL/Lake Forest
83	Jayden Thomas	WR	6-2	218	Sr.	Jr.	Paulding County, GA/Pace Academy
84	Kevin Bauman	TE	6-5	260	Gr.	Sr.	Red Bank, NJ/Red Bank Catholic
85	Jack Larsen	TE	6-3	250	Fr.	Fr.	Charlotte, NC/Charlotte Catholic
86	Alex Whitman	WR	6-2	200	So.	So.	Highstown, NJ/The Peddie School
87	Cooper Flanagan	TE	6-6	257	So.	So.	Pleasant Hill, CA/De La Salle
88	Mitchell Evans	TE	6-5	260	Sr.	Sr.	Wadsworth, OH/Wadsworth
88	Armel Mukam	DL	6-3	302	So.	Fr.	La Prairie, Quebec, Canada/Woodberry Forest School
89	Charlie Selna	TE	6-6	242	Gr.	Sr.	Atherton, CA/Sacred Heart Prep
90	Eric Goins	P/K	6-2	209	Gr.	Sr.	Herndon, VA/Oakton/The Citadel
91	William Bartel	P	5-10	181	Gr.	Sr.	Providence, RI/La Salle Academy/Villanova
92	Zac Yoakam	K	5-8	191	Jr.	Jr.	Upper Arlington, OH/Upper Arlington
93	Quentin Autry	DL	6-4	287	Gr.	Sr.	Millston, NJ/Notre Dame HS/Columbia
96	Joseph Vinci	LS	6-4	232	Fr.	Fr.	Westwood, MA/Westwood
97	Gabriel Rubio	DL	6-5	316	Sr.	Jr.	St. Louis, MO/Lutheran St. Charles
98	Devan Houston	DL	6-4	297	So.	Fr.	Mississauga, Ontario, Canada/St. James School
98	Mitch Jeter	K	5-11	195	Gr.	*Sr.	Salisbury, NC/Cannon School/South Carolina
99	Rylie Mills	DL	6-5	295	Gr.	*Sr.	Lake Bluff, IL/Lake Forest

\* - Super Senior

Note: Class years are academic enrollment; Eligibility is in regards to on the field.



**MARCUS FREEMAN**  
 The Dick Corbett Head Football Coach  
 14th Year Overall, Third At Notre Dame  
 Third Year as Head Coach (33-9)

**THE FREEMAN FILE**

Hometown	Huber Heights, OH	
High School	Wayne High School	
College	Ohio State (2007, B.S.; 2011, M.S.)	
Wife	Joanna	
Children	Vinny, Siena, Gino, Nico, Capri and Rocco	

**PLAYING EXPERIENCE**

2004-08	Ohio State	Linebacker
2009	Chicago Bears	Linebacker
	Buffalo Bills	Linebacker
	Houston Texans	Linebacker

**BOWLS PLAYED**

2005	Ohio State (Alamo)	
2006	Ohio State (Fiesta)	
2007	Ohio State (BCS National Championship)	
2008	Ohio State (BCS National Championship)	

**COACHING CAREER**

2010	Ohio State	Graduate Assistant
2011-12	Kent State	Linebackers
2013-15	Purdue	Linebackers
2016	Purdue	Co-Defensive Coordinator/ Linebackers
2017-20	Cincinnati	Defensive Coordinator/ Linebackers
2021-22	Notre Dame	Bob Hinton Defensive Coordinator/Linebackers
2022-	Notre Dame	The Dick Corbett Head Football Coach

**BOWLS COACHED IN**

2010	Ohio State (Sugar)	
2012	Kent State (GoDaddy.com)	
2018	Cincinnati (Military)	
2019	Cincinnati (Birmingham)	
2020	Cincinnati (Peach)	
2021	Notre Dame (Fiesta)	
2022	Notre Dame (Gator)	
2023	Notre Dame (Sun)	
2024	Notre Dame (Sugar - CFP Quarterfinal)	
2024	Notre Dame (Orange - CFP Semifinal)	

- Marcus Freeman, one of the rising young stars in the profession was named the 30th Dick Corbett Head Football Coach at the University of Notre Dame on Dec. 3, 2021. He completed the 2023 regular season, his second full season in charge of the program, with a 10-3 mark and claimed ranked victories at No. 17 Duke and against No. 10 Southern Cal in Notre Dame Stadium.
- Notre Dame had two unanimous All-Americans in 2023 in offensive lineman Joe Alt and safety Xavier Watts, giving the Irish a pair of unanimous All-Americans for the first time since 1990.
- Watts took home the Bronko Nagurski Award, given to the top defensive player in college football, after leading the FBS in interceptions with seven. Defensive lineman Howard Cross III and running back Audric Estimé were also named All-Americans in 2023.
- The 2023 edition of the Fighting Irish ranked among the best in the country and in program history on both sides of the line of scrimmage. Notre Dame averaged 39.1 points-per-game in '23, which is the second-best season average in school history. The offense also averaged 7.0 yards-per-play which also ranks second in the program record books. The '23 defensive unit led the nation in pass efficiency defense, ranked second in red zone defense and was eighth in total defense.
- The 2023 defense featured Watts, who led the nation in interceptions. The offense featured All-American left tackle Joe Alt and running back Audric Estimé - whose 1,341 rushing yards in 2023 were the fifth-most in a single season for an Irish back.
- Freeman finished his first season in 2022 with a 9-4 mark, with wins over fifth-ranked Clemson, 16th-ranked BYU and 16th-ranked Syracuse; in addition to closing the season with a Gator Bowl win over 19th-ranked South Carolina.
- He joins Terry Brennan (1954) as just the second Irish head coach to claim four ranked wins in his first season on the Notre Dame sidelines.
- His 2022 Notre Dame team was led by consensus All-American Michael Mayer, who finished his junior season as the best tight end in school history. Additionally, consensus All-American defensive lineman Isaiah Foskey became the Notre Dame all-time leader in sacks. Four other Irish earned All-America honors in offensive linemen Joe Alt and Jarrett Patterson, long snapper Michael Vinson, cornerback Benjamin Morrison took home Freshman All-American honors.
- Mayer and Foskey were each tabbed in the second round of the 2023 NFL Draft by the Las Vegas Raiders and New Orleans Saints, respectively, while Patterson was drafted in the sixth round by the Houston Texans.
- The Irish special teams had a tremendous 2022 season as Notre Dame led the nation with seven blocked kicks, all punts, with Foskey getting his hands on two of them.
- In his first season with the Irish in 2021, while serving as the Bob Hinton Defensive Coordinator, Freeman led a transformation on the defensive side of the ball that included a number of Top-20 national rankings.
- The Irish ranked seventh nationally in defensive touchdowns (4), 10th in turnovers gained (25) and third-down conversion percentage (.321), 12th in total sacks (41.0) and 15th nationally in interceptions (15) and scoring defense (19.7). The 41.0 team sacks tied the program record of 41, also set during the 1996 season.
- Under Freeman's guidance, Notre Dame safety Kyle Hamilton was named a consensus All-American in 2021 and went on to be the 14th overall selection in the 2022 NFL Draft.
- Freeman oversaw then-sophomore Isaiah Foskey's breakout season as a starter on the defensive line. Foskey tallied 11.0 sacks in 2021, third-most in program history for a single season.
- The depth of the Irish defense was on full display with Freeman serving as defensive coordinator, as 15 different players recorded a sack and 21 different players had a tackle-for-loss. The 15



interceptions are the most in a single season since 2014, when the Irish had 16. In November, the Irish had three-straight games without allowing a touchdown for the first time since 2012.

- Prior to coming to South Bend, Freeman spent the previous four seasons as the defensive coordinator at Cincinnati. During his time with the Bearcats, he was named the 2020 247Sports.com Defensive Coordinator of the Year and 2020 Broyles Award Finalist along with a nominee for the Broyles Award in 2019 and 2018.

**THE FREEMAN ERA**

**2021**

*Marcus Freeman coached the 2022 Fiesta Bowl, which is included in his career win/loss total.*

Date	Rk.	Opponent	Result
1/122	5	Oklahoma State (Fiesta Bowl)	L, 35-37

**2022 (9-4)**

Date	Rk.	Opponent	Result
9/3/22	5	at No. 2 Ohio State	L, 10-21
9/10/22	8	Marshall	L, 21-26
9/17/22		California	W, 24-17
9/24/22		at North Carolina	W, 45-32
10/8/22		No. 16 BYU	W, 28-20
10/15/22		Stanford	L, 14-16
10/22/22		UNLV	W, 44-21
10/29/22		at No. 16 Syracuse	W, 41-24
11/5/22		No. 5 Clemson	W, 35-14
11/12/22	20	Navy (Neutral site)	W, 35-32
11/19/22	18	Boston College	W, 44-0
11/26/22	13	at No. 5 Southern Cal	L, 27-38
12/30/22	19	No. 20 South Carolina (Gator Bowl)	W, 45-38

**2023 (10-3)**

Date	Rk.	Opponent	Result
8/26/23	13	Navy (Neutral site - Dublin)	W, 42-3
9/2/23	13	Tennessee State	W, 56-3
9/9/23	10	at NC State	W, 45-24
9/16/23	9	Central Michigan	W, 41-17
9/23/23	9	No. 6 Ohio State	L, 14-17
9/30/23	11	at No. 17 Duke	W, 21-14
10/7/23	10	at No. 25 Louisville	L, 20-33
10/14/23	21	No. 10 Southern Cal	W, 48-20
10/28/23	14	Pittsburgh	W, 58-7
11/4/23	15	at Clemson	L, 23-31
11/18/23	19	Wake Forest	W, 45-7
11/25/23	18	at Stanford	W, 56-23
12/29/23	16	No. 19 Oregon State (Sun Bowl)	W, 40-8

**2024 (14-1)**

Date	Rk.	Opponent	Result
8/31/24	7	at No. 20 Texas A&M	W, 23-13
9/7/24	5	Northern Illinois	L, 14-16
9/14/24	18	at Purdue	W, 66-7
9/21/24	17	Miami (OH)	W, 28-3
9/28/24	16	No. 15 Louisville	W, 31-24
10/12/24	11	Stanford	W, 49-7
10/19/24	12	at Georgia Tech	W, 31-13
10/26/24	12	at No. 24 Navy	W, 51-14
11/9/24	10	Florida State	W, 52-3
11/16/24	8	Virginia	W, 35-14
11/23/24	6	No. 18 Army	W, 49-14
11/30/24	5	at USC	W, 49-35
12/20/24	3	No. 9 Indiana	W, 27-17
1/2/25	3	No. 2 Georgia	W, 23-10
1/9/25	3	No. 5 Penn State	W, 27-24

- In 2020, the Bearcats (9-1) earned a bid to the Peach Bowl as the No. 8-ranked team in the nation and won the American Athletic Conference Championship, the program's first outright league title since 2009.
- Cincinnati's defense ranked in the Top-20 nationally in several categories for 2020-21, including being ranked 13th in total defense (324.6 yards per game) and eighth in scoring defense (16.8 points per game) among all FBS teams. In addition, the Bearcats were third in team passing efficiency defense (101.25), 14th in rushing defense (111.1 yards per game), 15th in red zone defense (0.735), 17th in fourth down defense (0.375 rate), 16th in team sacks (3.00 per game) and 10th in turnovers gained (21).
- Freeman coached the Bearcats to back-to-back 11-win seasons in 2018 and 2019, the 2019 American Athletic Conference East Division Championship and consecutive bowl-game wins in the 2018 Military Bowl and 2019 TicketSmarter Birmingham Bowl.
- The Bearcats finished atop the 2019 AAC ranks in scoring defense for the second-straight season and ranked among the league's top three in rushing and total defense. Cincinnati led the American in 2018 in rushing defense, scoring defense and total defense and ranked among the Top-15 in the NCAA FBS in all three categories.
- Joined the Bearcats staff after a four-year stint at Purdue. He coached linebackers all four seasons and served as the Boilermakers co-defensive coordinator in 2015.
- Prior to his time at Purdue, Freeman coached linebackers at Kent State from 2011-12, helping develop all-conference selections Luke Batton and C.J. Malaulu.
- Freeman started his coaching career as a graduate assistant coach at his alma mater, Ohio State, in 2010 and the Buckeyes went 12-1 with a Sugar Bowl victory.
- Freeman is just the third Notre Dame head coach to have been selected in the NFL Draft, and is the first since Ara Parseghian was drafted by the Pittsburgh Steelers in 1947. He is the 23rd Notre Dame head coach to have Division I playing experience and the first since Tyrone Willingham.
- During his playing career, Freeman was a four-year letterwinner for the Buckeyes from 2004 to 2008. He played under current Wisconsin head coach Luke Fickell and earned second team All-Big Ten honors in 2008 while helping lead Ohio State to four conference titles, three BCS bowls and two trips to the national title game during his career.
- He played in the 2009 Senior Bowl and was a fifth-round draft pick of the Chicago Bears, spending time with the Bears, Buffalo Bills and Houston Texans before a medical condition ended his playing career.

**MARCUS FREEMAN EARLY SEASONS**

Marcus Freeman became the third Notre Dame head football coach to post a 10-win season in his first two years with the program after the Sun Bowl victory over Oregon State. Here is a look at where Freeman stands after his first two full seasons at Notre Dame, compared to those that came before him as head coach of the Fighting Irish:

**NOTRE DAME HEAD COACHES - FIRST TWO SEASONS**

Coach	W	L	T	%	Pts	Opp Pts	Rkd. Wins
<b>Marcus Freeman</b>	<b>19</b>	<b>7</b>	<b>0</b>	<b>.731</b>	<b>922</b>	<b>506</b>	<b>7</b>
Charlie Weis	19	6	0	.760	843	604	4
Terry Brennan	17	3	0	.850	471	227	6
Dan Devine	17	6	0	.739	538	302	3
Ara Parseghian	16	3	1	.800	557	150	1
Bob Davie	16	9	0	.640	619	523	3
Brian Kelly	16	10	0	.615	721	532	2
Frank Leahy	15	2	3	.750	373	163	5
Tyrone Willingham	15	10	0	.600	533	532	4
Jesse Harper	13	2	0	.867	554	102	n/a
Hunk Anderson	13	4	1	.722	470	71	n/a
Elmer Layden	13	4	1	.722	251	118	n/a
Lou Holtz	13	10	0	.565	638	437	4
Knute Rockne	12	1	2	.800	362	86	n/a
Gerry Faust	11	10	1	.500	438	334	3
Joe Kuharich	7	13	0	.350	261	368	2

**NOTRE DAME HEAD COACHES - RANKED WINS IN FIRST THREE SEASONS**

The victory over Penn State was the 14th ranked win of the Marcus Freeman era at Notre Dame. No other head coach has had as many ranked victories in his first three years on the Irish sidelines.

Coach	W	L	T	%	Pts	Opp Pts	Rkd Wins
<b>Marcus Freeman</b>	<b>33</b>	<b>8</b>	<b>0</b>	<b>.805</b>	<b>1478</b>	<b>720</b>	<b>14</b>
Frank Leahy	24	3	3	.850	713	232	10
Lou Holtz	25	10	0	.714	1031	593	8
Dan Devine	28	7	0	.800	958	441	7
Brian Kelly	28	11	0	.718	1056	698	6
Tyrone Willingham	21	16	0	.568	822	821	6
Terry Brennan	19	11	0	.633	601	516	6
Gerry Faust	18	15	1	.544	754	511	5
Ara Parseghian	25	3	2	.867	919	188	4
Charlie Weis	22	15	0	.595	1040	947	4
Bob Davie	21	16	0	.568	967	854	4
Joe Kuharich	12	18	0	.400	436	550	3
Elmer Layden	19	6	2	.741	379	187	1



**AL GOLDEN**

Bob Hinton Defensive Coordinator  
32nd Year Overall, Third Year At Notre Dame

- Irish finished 2023 as one of the top units in the country, ranking first in pass efficiency defense (94.91), second in red zone defense (.706), fourth in pass yards allowed (154.2) and eighth in total defense (282.9).
- A three-year letter winner and two-year starter at tight end at Penn State.
- Prior to his time at Notre Dame, he spent two seasons as the linebackers coach with the Cincinnati Bengals. Has been a head coach at the collegiate level (Temple, 2006-10; Miami FL, 2011-15).



**MIKE DENBROCK**

John and Bobbie Arlotta Offensive Coordinator/  
Tight Ends  
36th Year Overall, First/11th Year At Notre Dame

- Coordinated the top-ranked total offense in the nation in 2023 (547.8), also leading the nation in scoring offense (46.4), yards per play (8.53), third down conversions (55.67%) and fewest punts (21).
- 2023 Broyles Award Finalist, coached 2023 Heisman Trophy Winner Jayden Daniels
- Third stint for Denbrock at Notre Dame (offensive tackles/tight ends coach - 2002-04; tight ends/wide receivers/passing game coordinator/offensive coordinator/associate head coach - 2010-16)



**MARTY BIAGI** (Bee-ah-Gee)

Special Teams Coordinator/Assistant Defensive  
Backs Coach  
17th Year Overall, Second At Notre Dame

- An analyst at Notre Dame in 2016, returned as the special teams coordinator, adding asst. DB coach to title in 2024, after successful stints at North Texas (2017-19), Purdue (2020-21) and Ole Miss (2022).
- A two-time finalist for the FootballScoop.com Special Teams Coordinator of the Year, Biagi boasts ten years of special teams coordinator experience.
- A punter and placekicker at Marshall (2004-08).



**DELAND MCCULLOUGH** (Mc-cull-la)

Running Backs  
14th Year Overall, Third At Notre Dame

- Since becoming a running backs coach in 2011, McCullough has helped develop running backs who have accumulated over 1,000 yards of offense 15 times, including Audric Estimé in 2023 to help him post one of the best rushing seasons in program history (1,341 yards)
- McCullough was a three-time All-MAC selection (1st team in 1992 and 1995, 2nd team in 1994) at Miami (Ohio).
- Won Super Bowl LIV as a member of the Kansas City Chiefs staff.



**MIKE BROWN**

Wide Receivers Coach  
Sixth Year Overall, First At Notre Dame

- Joined the Notre Dame coaching staff in December of 2023 and coached the Irish wide receivers in the 40-8 Sun Bowl victory over No. 21 Oregon State.
- Was the associate head coach and wide receivers coach at the University of Wisconsin in 2023
- A two-time All-American as a wide receiver at Liberty, Brown spent three seasons in the NFL after signing a free-agent contract with the Jacksonville Jaguars.



**MAX BULLOUGH**

Linebackers Coach  
First Year Overall, First At Notre Dame

- As a graduate assistant working with the Notre Dame linebackers in 2023, helped the Irish starting linebacking corps total 182 tackles, led by team-lead JD Bertrand with 76 stops.
- Also spent time as a graduate assistant at Alabama (2020-22) and Cincinnati (2019)
- Played college football at Michigan State (2010-13), also playing for the Houston Texans (2014-16) and the Cleveland Browns (2018)



**GINO GUIDUGLI** (Guh-Doo-Lee)

Bob and Leslie Mohr Family Quarterbacks Coach/  
Pass Game Coordinator  
14th Year Overall, Second At Notre Dame


- In 2023, helped guide Irish QBs to throw 31 TD passes, the fourth-most in program history. The 9.13 yards-per-passing attempt was the third-best in the history of the program behind 1964 (9.5) and 1949 (9.3).
- Served as the offensive coordinator and quarterbacks coach at Cincinnati in 2022, his alma mater where he passed for 70 touchdowns and is a charter member of the Nippert Stadium Hall of Fame.
- Started his coaching career at Central Michigan before shifting to his alma mater where he coached on the same staff with current Irish head coach Marcus Freeman.



**MIKE MICKENS**

Pat and Jana Eilers Defensive Backs Coach/  
Defensive Pass Game Coordinator  
14th Year Overall, Fifth At Notre Dame

- Finished his fourth season with the Irish in 2023, while adding defensive passing game coordinator duties to his resume; Notre Dame was the top pass efficiency unit in the country (94.91) and fourth in pass yards allowed per game (154.2).
- Starred at the University of Cincinnati where he became the school's career leader in interceptions (14) and interception return yards (296).



**JOE RUDOLPH**

Joe Moore Offensive Line Coach  
20th Year Overall, Second At Notre Dame

- In 2023, oversaw a group that was named as semifinalists for the Joe Moore Award.
- A proven developer of top offensive line talent, Rudolph joined the staff after spending the '22 season at Virginia Tech, which followed a successful seven-year run at Wisconsin.
- Rudolph's charges at Wisconsin earned a Rimington Award, nine All-America selections, five first-team All-America honors and nine first-team All-Big Ten accolades.



**AL WASHINGTON**

Peter Schivarelli Defensive Line Coach/  
Defensive Run Game Coordinator  
17th Year Overall, Third At Notre Dame

- In his second season at Notre Dame, his unit played a key role in the Irish ranking first in the country in pass efficiency defense (94.91), second in red zone defense (.706) and fourth in pass yards allowed (154.2)
- Mentored Howard Cross III to become one of the best interior linemen in the country in 2023 as a semifinalist for the Bednarik Award and earning 66 tackles, second among all Power 5 front-four linemen
- Washington was a three-year starter and four-year letterwinner as a defensive tackle for Boston College (2002-05). He finished his career with 74 tackles, six sacks and 15.5 tackles for loss.



# STATE OF THE PROGRAM

## 2024 CAPTAINS

- Five Irish student-athletes were selected as captains for the 2024 season: linebacker **Jack Kiser**, quarterback **Riley Leonard**, defensive lineman **Rylie Mills**, cornerback **Benjamin Morrison** and safety **Xavier Watts**. All are first-time captains at Notre Dame, while Leonard was a 2023 Team Captain at Duke.

## TRANSFERS

Notre Dame welcomed 13 transfers for the 2024 season:

- Graduate safety **Jordan Clark** (Arizona State)
- Graduate safety **Rod Heard II** (Northwestern)
- Graduate wide receiver **Jayden Harrison** (Marshall)
- Senior wide receiver **Beaux Collins** (Clemson)
- Graduate defensive lineman **RJ Oben** (Duke)
- Graduate wide receiver **Kris Mitchell** (FIU)
- Senior quarterback **Riley Leonard** (Duke)
- Senior punter **James Rendell** (Royal Melbourne Institute of Technology)
- Senior running back **Jake Tafelski** (Central Michigan)
- Graduate cornerback **Max Hurleman** (Colgate)
- Senior punter **William Bartel** (Villanova)
- Senior defensive lineman **Quentin Autry** (Columbia)
- Graduate kicker **Mitch Jeter** (South Carolina)

Tyler Buchner also rejoins the Irish roster as a wide receiver after a season at Alabama. The graduate student is a junior in athletic eligibility.

## STAFF CHANGES

- Mike Denbrock, most recently the offensive coordinator at LSU, returned to Notre Dame for his third coaching stint, this time as the John and Bobbie Arlotta Family Offensive Coordinator and tight ends coach.
- Mike Brown, most recently the wide receivers coach at Wisconsin, became the Irish wide receivers coach in December and coached the group in the 2023 Sun Bowl victory.
- Loren Landow, who was the Denver Broncos head strength and conditioning coach from 2018-23, joined the program in January of 2024 as the Trematerra Family Director of Football Performance. Fred Hale, who will remain on the Irish strength and conditioning staff, served as the interim football strength and conditioning director during the 2023 season.

## NOTRE DAME LEADERSHIP

- The University of Notre Dame and Notre Dame Athletics both enter the 2024-25 school year

under new leadership. Rev. John Jenkins, C.S.C. announced that he would step down from his post as University President at the end of the 2023-24 school year.

- Earlier in 2023, Jack Swarbrick announced that he would also step down from his post as James E. Rohr Director of Athletics in early 2024.
- Rev. Robert Dowd, C.S.C., has assumed the role of university president and was inaugurated on September 13, 2024. Pete Bevacqua succeeded Swarbrick, taking on the director of athletics role in March of 2024. All four men graduated from Notre Dame.

## SOLD OUT AT HOME

- For the second-consecutive season, Notre Dame sold out each of its six home games, compiling a 12-game sellout streak at Notre Dame Stadium (began the first home game of 2023).
- The Irish closed the regular season home stand with the Senior Day game, a 35-14 win over Virginia, the 12th-straight sellout at Notre Dame Stadium.
- Notre Dame had a packed house for the first-ever College Football Playoff game to take place on a university campus, winning 27-27 over Indiana in front of a capacity crowd.

## RANKED MATCHUPS

- Notre Dame has the most ranked wins of any FBS team this season with seven. Notre Dame owns the best record against ranked teams in the FBS, going 7-0.
- Head coach Marcus Freeman has earned 14 wins over teams ranked in the Associated Press Top 25 over his three seasons at Notre Dame, which is the most of any Notre Dame coach in his first three seasons.
- Those 14 ranked wins over the past three seasons are tied for the most of any FBS program (Georgia, 14), and are the most by any active third-year head coach at his program.
- Notre Dame is the first team ever to beat an AP-ranked opponent in 6 different months in the same season:
  - No. 20 Texas A&M in August
  - No. 15 Louisville in September
  - No. 24 Navy in October
  - No. 18 Army in November
  - No. 9 Indiana in December
  - No. 2 Georgia and No. 5 Penn State in January

## GAMES PLAYED RECORD

- Jack Kiser broke the career games played record at Notre Dame and is now up to 69 career games played in an Irish uniform. In 2022, fifth-year safety Houston Griffith previously set the mark for career games played at Notre Dame with 62.
- This season, defensive linemen Howard Cross III (65) and Mills (62) are also near the top of the Irish leaderboard in career games played.
- Several of transfer student-athletes to Notre Dame racked up 40 or more games played prior to the 2024 season, including:
  - RJ Oben** - 50 games (Duke) - now 65
  - Jayden Harrison** - 47 games (Vanderbilt/Marshall) - now 62
  - Rod Heard II** - 47 games (Northwestern) - now 62
  - Mitch Jeter** - 46 games (South Carolina) - now 59
  - Jordan Clark** - 40 games (Arizona State) - now 55
  - Devyn Ford** - 33 games (Penn State) - now 54

## NOTRE DAME CAREER GAMES PLAYED

1.	69	Jack Kiser	2019-current
2.	65	Howard Cross III	2019-current
3.	62	Rylie Mills	2020-current
	62	Houston Griffith	2018-22
5.	61	Josh Lugg	2018-22
	61	Kurt Hinish	2017-21
7.	59	DJ Brown	2019-2023
8.	56	Bo Bauer	2018-23
9.	55	Jayson Ademilola	2018-23
	55	Jonathan Doerer	2017-21
	55	TaRiq Bracy	2018-23
12.	54	Xavier Watts	2020-24
13.	53	Michael Vinson	2019-2023
14.	52	Davis Sherwood	2021-24
	52	Daelin Hayes	2016-20
	52	Romeo Okwara	2012-15
	52	Drue Tranquill	2014-18
18.	51	Chris Brown	2012-15
	51	Matthias Farley	2011-15
	51	T.J. Jones	2010-13
21.	50	Jordan Botelho	2020-current
	50	JD Bertrand	2019-2023
	50	Clarence Lewis	2020-2023
	50	Ben Koyack	2011-14
	50	Myron Tagovailoa-Amosa	2017-21
	50	Justin Ademilola	2018-23

# 2024 STORY OF THE SEASON

- Notre Dame has posted three-consecutive wins over AP Top 10 teams (No. 8 Indiana, No. 2 Georgia, No. 5 Penn State). It marks the most wins in consecutive games over Top 10 opponents since 1943, when the Irish topped No. 3 Navy, No. 3 Army, No. 8 Northwestern and No. 2 Iowa Pre-Flight in four-straight weeks.
- The Irish have now won four-straight bowl games (2023 Gator, 2024 Sun, 2025 Sugar, 2025 Orange), marking the longest bowl win streak in program history. The previous longs were three each (1992 Sugar, 1993 Cotton and 1994 Cotton; and the 1975 Orange, 1978 Cotton and 1979 Cotton).
- Notre Dame is on a 13-game win streak, tied for 10th longest streak in program history. The Irish have bested the past nine AP ranked opponents they have faced.

## NEWCOMERS

- Notre Dame has seen 12 players make their first-career starts in 2024, and an additional six players make their first starts in an Irish uniform in 2024:
- First-time starters include: OL Anthonie Knapp, OL Aamil Wagner, OL Sam Pendleton, LB Drayk Bowen, S Adon Shuler, CB Christian Gray, CB Leonard Moore, LB Jaiden Ausberry, DL Boubacar Traore, DL Donovan Hinish, LB Kyngstonn Viliamu-Asa and DL Gabriel Rubio.
- Those making their first starts in an Irish uniform include: WR Beaux Collins, QB Riley Leonard, WR Kris Mitchell, WR Jayden Harrison, DL RJ Oben and S Jordan Clark.

## STORY OF THE SEASON

### SEASON OPENER DEEP IN THE HEART OF TEXAS

- The Irish opened the season in style with a 23-13 win at No. 20 Texas A&M. The defensive battle saw Notre Dame take a seven-point lead in the third quarter on a long run from RB Jadarian Price, but the home team fought back to tie the game early in the fourth quarter. The Irish then found their offense with two first down passes, then two first-down runs to melt the clock down into the game's final minutes. RB Jeremiah Love then burst through the right side for a 21-yard game-winning touchdown run.
- The Irish locked down the Aggie offense, allowing just 100 passing yards in the entire game. Notre Dame's 100 passing yards allowed were the least allowed by any team facing a Top-25 opponent that weekend.
- Texas A&M totaled just 246 yards of total offense, averaging 3.6 yards per play. The 246 yards allowed were the least amount allowed by the Irish to a

ranked SEC team since 1999 vs. Oklahoma (237), and it was the least amount to any ranked team on the road by Notre Dame since Pittsburgh in 2003 (175). The 246 yards allowed was the second-least among all teams who faced a Top 25 opponent this weekend.

- Riley Leonard and the Irish totaled 356 yards of total offense, averaging 5.6 yards per play. Notre Dame's 356 yards of offense were the second-most that weekend among teams that faced a top-20 opponent. Notre Dame was 1-1 in the red zone, and won the time of possession battle with 31:35 minutes with the ball.
- The game marked several firsts for the Irish, with:
  - First-career starts for freshman OL Anthonie Knapp, freshman OL Sam Pendleton, sophomore OL Aamil Wagner, sophomore LB Drayk Bowen, sophomore S Adon Shuler and sophomore CB Christian Gray.
  - First starts in an Irish uniform for senior QB Riley Leonard, senior WR Beaux Collins, graduate WR Jayden Harrison, graduate DE RJ Oben and graduate S Jordan Clark
  - First game in an Irish uniform for senior QB Riley Leonard, senior WR Beaux Collins, graduate WR Jayden Harrison, graduate DE RJ Oben, graduate S Jordan Clark, graduate WR Kris Mitchell, graduate kicker Mitch Jeter, graduate S Rod Heard II and senior CB Max Hurlleman.
  - In addition to Knapp and Pendleton, college football debuts by freshman DL Lohan Thomas, freshman CB Leonard Moore, senior P James Rendell, senior K Chris Salerno, freshman LB Kyngstonn Viliamu-Asa and freshman DL Bryce Young.

- The 23-13 win at No. 20 Texas A&M was the most-watched Saturday night football game in two years with 8.2 million viewers (the most since Notre Dame vs. Ohio State in 2022 with 10.5 million), and ABC's most-streamed regular season college football game ever.

### HOME OPENER VS. NIU

- Notre Dame fell to Northern Illinois 16-14 at Notre Dame Stadium in Week Two. It was the seventh-consecutive sellout of Notre Dame stadium.
- Linebacker Kyngstonn Viliamu-Asa posted a career-high seven tackles, and linebacker Jaiden Ausberry posted a career-high five tackles. On the other side of the ball, wide receiver Jaden Greathouse snagged five receptions, a career high. Running back Aneayas Williams made his college football debut in the game.

### DOMINANT IN THE BATTLE FOR THE SHILLELAGH

- The Irish responded in historic fashion one week later with a 66-7 hammering at in-state rival

Purdue. Notre Dame retained the Shillelagh Trophy on the heels of Notre Dame's most points scored in a single game since 2019 (also 66 vs. New Mexico).

- The 66-7 victory marked the worst loss (59 points) in the history of Purdue football. Notre Dame improved to 60-26-2 against Purdue.
- Notre Dame is now 55-1 since 2017 when leading after the first quarter.
- Four different Irish players rushed for a touchdown at Purdue (Riley Leonard, Jeremiah Love, Jadarian Price, Kenny Minchey), marking the first time for the program since 2000 at Southern Cal. The six rushing touchdowns for the Irish in the game were the most since the Irish had six against South Florida in 2020.
- The 42-0 lead at halftime for Notre Dame was the team's second-highest lead at the break since 1996. The Irish held a 45-0 lead against Georgia Tech in 2021, leading to a 55-0 victory. Additionally, the 28-point second quarter for the Irish were the most in a single road game for Notre Dame since the 28 points the team scored at Pittsburgh (second quarter) in 2005.
- Notre Dame led 14-0 at the end of the first quarter, marking the 12th time in 30 games under Marcus Freeman the Irish have shut out their opponent after the first 15 minutes.
- Notre Dame rushed for 278 yards in the first half, marking the ninth game since 200 with 200+ rushing yards in the first half; the most in any half since the team rushed for 297 in the second half against Boston College; and the most in the first half since 2012, surpassing the 258 against Wake Forest in 2017
- Riley Leonard rushed for 100 yards, three touchdowns and passed for 112 yards in the first half, becoming the first FBS player to reach those three first-half milestones since Lamar Jackson at Syracuse on September 9, 2016.
- Several players made their Notre Dame debuts: CJ Carr, Micah Gilbert, Eric Goins, Karson Hobbs, Matt Jeffery, Peter Jones, Guerby Lambert, Armel Mukam (two tackles), Joe Otting, Tre Reader, Teddy Rezac, Lohan Thomas (one tackle), Chris Terek, Kennedy Urlacher (three tackles and PBU), Kedren Young (also first rushes of career for 25 yards).

### STIFLING THE REDHAWKS

- The Irish continued their scoring success with a 28-3 win over Miami at home. After the RedHawks got to a 3-0 lead, Notre Dame scored 28 unanswered points.
- Leonard completed 16 passes for 154 yards and a touchdown (38-yard long score), in addition to 143 rushing yards and two rushing touchdowns, including a 50-yard long scoring run. Notre Dame



racked up 428 yards of total offense against the RedHawks, as Leonard completed passes to nine different Irish receivers, including a 38-yard long to Beaux Collins for a touchdown.

- Notre Dame was one of just five FBS teams to hold their opponent to three points or fewer over that weekend, and of those five teams, one of only two (Texas) to also had held their opponent to seven or fewer points in the previous game.
- On the day, Notre Dame totaled four sacks as a team and forced two interceptions, limiting Miami to go 14-for-26 in the air, totaling just 119 passing yards. Notre Dame held Miami OH to 2-12 on third down, following up on their 1-12 third-down performance against Purdue the previous weekend.
- Notre Dame players totaled several firsts, including:
  - DL Boubacar Traore with his first-career start. He totaled a career-best two sacks, a quarterback hurry and a forced fumble.
  - DL Junior Tuihalamaka with his first-career interception
  - First starts of 2024: TE Eli Raridon (fourth career), C Pat Coogan (first of career at center, 14th total in career), G Rocco Spindler (first of 2024, 11th of career)
  - LB Drayk Bowen: first-career sack
  - DL Bryce Young: first-career blocked field goal

**WON THE RANKED MATCHUP**

- The No. 16 Irish bested No. 15 Louisville 31-24 at home. The Irish earned the ninth ranked victory in the Marcus Freeman era by taking an early 21-7 lead, forcing three turnovers and holding off a late charge from the Cardinals.
- Notre Dame's opening drive touchdown, a six-yard Jeremiah Love run, broke Louisville's streak of 21 consecutive games without giving up an opponent touchdown on their first drive of the game.
- The victory over Louisville is the ninth-ranked win of the Marcus Freeman era at Notre Dame. Only Frank Leahy (10 such wins) earned more ranked victories in his first three years on the Irish sidelines.
- Freshman cornerback Leonard Moore, making his first career start, led the team with seven tackles.
- In addition to Moore's first-career start, he posted his first-career forced fumble. Fellow freshman Kyngstonn Viliamu-Asa notched the first sack of his career in the matchup.

**CHOPPED**

- The No. 11 Irish scored 49 unanswered points for the 49-7 win over Stanford. An hour-long weather delay paused the game at the end of the third quarter with a 42-7 lead for the Irish.

- Senior quarterback Riley Leonard went 16-for-22 for 229 yards and three touchdowns, rushing for 31 yards and an additional touchdown. Leonard completed passes to 11 different receivers.
- The Irish defense was dominant, leading all Power 4 teams on the weekend in fewest passing yards allowed (87) and total offensive yards allowed (200), and ranked second among all FBS teams for both of those single game totals that weekend.
- They were the only FBS program that weekend to hold an opposing offense to 87 or fewer passing yards and also 200 or fewer offensive yards in the same game.

**SHAMROCK WITH IT**

- Notre Dame limited Georgia Tech to just 64 rushing yards, their lowest total of the season; the Yellow Jackets entered the game averaging 204.4 rushing yards per game. Notre Dame accounted for 31 lost yards for Georgia Tech; even without the lost yardage, Georgia Tech would still have had their lowest rushing day of the season.
- Senior quarterback Riley Leonard led the Irish to a 31-13 win at Georgia Tech as the Irish scored 31-straight points. Leonard went 20-of-29 for 203 yards, rushing 10 times for 51 yards and two touchdowns.
- The Irish put together an impressive stretch to take control of the second and third quarters, putting the game away. Beginning in the second quarter, Leonard completed 12-consecutive passes, which stretched through three-consecutive touchdown drives to take a 21-7 lead after a 0-7 deficit.
- Notre Dame dominated time of possession in the matchup, owning for 35:45 minutes. The Irish offense responded after an early Georgia Tech score, posting 31:12 minutes of possession from the second through the fourth quarter.
- The Irish posted two sacks on the day; Georgia Tech entered the game having only given up one total sack all season.
- With two interceptions in the game (one by Xavier Watts and one, returned for a touchdown, by Adon Shuler), Notre Dame posted its third multiple-interception game of the season.
- Notre Dame's special teams made a statement, executing a fake punt for a first down, blocking a Georgia Tech field goal, faking a field goal, and notching a 16-yard tackle for loss on a muffed snap on a Georgia Tech field goal.

**SET SAIL**

- The Irish earned their third ranked win of the season with a 51-14 dominant performance over No. 24/24 Navy at Metlife Stadium.
- Marcus Freeman earned his 10th victory over an AP-ranked team, matching Frank Leahy's school-record for ranked wins in a Irish head coach's first three seasons.

**HISTORICAL NUMBERS**

The Notre Dame defense and offense compiled statistics in 2023 that ranked among the best in the 135 seasons of Fighting Irish football, and the 2024 season has seen some of those marks surpassed, including:

**2023/24 OFFENSIVE NUMBERS**

Stat Category	Stat	Rank	Notes
2023 Total Yards	5619	7th	
2024 Total Yards	5693	6th	
2023 Total TDs	66	2nd	broke 2019 record of 61
2024 Total TDs	70	1st	breaks 2023 record
2023 Points	509	2nd	broke 2019 record of 478
2024 Points	528	1st	breaks 2023 record

**2023/24 DEFENSIVE NUMBERS**

Stat Category	Stat	Rank	Notes
2023 Sacks	31	t-13	
2024 Sacks	37	t-5	
2023 Total Touchdowns	23	t-24th	best since 2012 (16)
2024 Total Touchdowns	23	t-24th	matches best since 2012

**2023/24 SPECIAL TEAMS**

Stat Category	Stat	Rank	Notes
2023 PATs	64	2nd	broke 2019 record of 61
2024 PATs	69	1st	breaks 2023 record

- Navy entered the game having scored on all 24 entries into the red zone (23 touchdowns, one field goal). Notre Dame's stop of the Midshipmen in the red zone in the second quarter marked the first red zone entry without points for Navy all season (missed 40-yard field goal). The Irish also stopped Navy in the red zone early in the fourth quarter on an interception by Leonard Moore.
- Quarterback Riley Leonard and running back Jeremiah Love both notched rushing touchdowns, extending their streaks of consecutive games with a rushing touchdown (Leonard with seven, Love with eight).
- Love's streak is tied for the fifth-best streak in Notre Dame history with Brandon Wimbush (2017),

# 2024 STORY OF THE SEASON

Kyren Williams (2021) and Jonas Gray (2011). Next on the list is Vegas Ferguson with nine straight in 1979.

- Anthonie Knapp's eighth straight start as a true freshman on the offensive line matches Ryan Harris (2003) for the second-most for a first-year player at Notre Dame. Sam Young started all 13 games in 2006 as a true freshman.
- Adon Shuler's fumble recovery on Navy's first drive marked the Midshipmen's first lost fumble of the year and first team turnover since the season opener against Bucknell.
- The Irish wreaked havoc on a Navy team that entered the game ranked second in FBS in turnover margin (+2), recovering five Navy fumbles and snagging an interception. Four of Notre Dame's turnovers gained resulted in touchdown drives.
- There were five matchups across college football that weekend in which both teams were ranked. Notre Dame owned the largest margin of victory in those games, with a 37-point difference.
- Sophomore running back Jeremiah Love put together a monster performance in the 35-14 win over Virginia, posting 16 carries for 137 yards and two touchdowns, including a 76-yard breakaway run for a score. The 137 total yards, and the 76-yard long, were both career-highs for Love.
- Graduate captain and safety Xavier Watts shone in a dominant performance, in which he posted his 11th-career interception - his fourth of the season - recovered a fumble, notched a pass breakup and added three tackles on the day.
- Watts posted two third-down stops in the first quarter, one with a tackle on a quarterback rush, and one on a pass breakup as he baited the quarterback into throwing a pass his way, and batting it down to force a Virginia punt.
- Both of his forced turnovers came in a monster second quarter for the Irish. His fumble recovery led to a Notre Dame touchdown drive when the Irish went up 14-0. His interception came on Virginia's final drive of the half, as he snagged a pass on third down to give the Irish possession to end the half.
- The Irish held Virginia scoreless until midway through the third quarter, and Virginia scored the second touchdown with just 18 seconds remaining in the game. Notre Dame has allowed multiple touchdowns in just four games this season, and two of those games saw the second touchdown scored late in the fourth quarter, once the game was put away for the Irish.
- Senior punter James Rendell posted the most productive game of his career in the 35-14 win over Virginia, punting five times for an average of 47.6 yards per punt, with a 64-yard long. He dropped four of five punts within the 20-yard line.
- Sophomore defensive lineman Donovan Hinich made his first-career start.
- Notre Dame rolled to its ninth-straight win, and fourth win this season over a ranked opponent, with a 49-14 victory over No. 18 Army. QB Riley Leonard commanded the offense to dominance, completing 10 of 13 passes for 148 yards and two touchdowns, also rushing for 30 yards on eight carries.
- RB Jeremiah Love put together one of the most complete games of his career with a three-touchdown, 136-all purpose yard performance.
- Love's 14-yard rushing touchdown in the second quarter matched Wayne Bullock's school-record for consecutive games with a rushing touchdown with 11. Bullock did it over a two-year span from 1973-74. The 11 consecutive games to start a season is a new program record, besting Autry Denson's season-opening run of 10 in 1998.
- The Irish offense racked up 462 total yards against a defense that ranked fifth in the nation in total defense entering the game (Army allowed 273.9 yards per game entering the game). Notre Dame blew it out of the water, never punting the ball and posting 273 rushing yards on an Army defense that entered the game ranked third in FBS in rushing defense (82.6).
- Leonard masterfully spread the ball around for chunk gains, completing passes of 10+ yards to seven different receivers on the night.
- The Irish severely limited the then-undefeated Army offense, which entered the game leading the nation in rushing offense (334.9). They were held to just 207 rushing yards on the day. Furthermore, Notre Dame's defense made it nearly impossible for Army to gain any alternative success, limiting Army to just 26 yards in the air on the day, the seventh-lowest passing total by any FBS program this season.
- Notre Dame's defense held Army to just two yards passing in the first half and 26 total in the game, the least amount a Notre Dame opponent has posted since Navy had 22 passing yards on October 10, 2015. Notre Dame's defense held Army to 233 total yards, marking the sixth time the Irish have held an opponent under 250 total yards this season, the most since the 1983 team also held six opponents to under 250 total yards
- Freshman linebacker Kyngstonn Viliamu-Asa made his first-career start.

## UNDER THE LIGHTS

- Notre Dame's 52-3 victory over Florida State marked the largest margin of victory by any FBS team that weekend, let alone a victory over a Power 4 team. It was the largest margin of defeat Florida State has suffered this season. Notre Dame's 52 points were the most scored on a Power 4 opponent that weekend, and tied for the most in all FBS matchups (Tulane 52-6 over Temple).
- The Irish did not turn the ball over in the matchup with Florida State, marking the second-consecutive week in which the Irish did not turn the ball over.
- The Irish defense posted eight sacks, including three from DL Rylie Mills. Mills was the only Power 4 player that weekend to post three sacks, and one of just three FBS players to do so that weekend. He was the only to do so against a Power 4 opponent. Notre Dame's eight sacks in total were the most by any FBS team that weekend.
- Notre Dame held Florida State to 208 total yards, marking the fifth Irish opponent who has been unable to compile 250 total yards this season (Texas A&M 246, Purdue 162, Miami OH 229, Stanford 200). The last time the Irish held five opponents under 250 total yards was 1988.

## SENIOR DAY

- The Irish continued the tradition of senior day dominance with a 35-14 win over Virginia.
- The offense totaled 448 yards of total offense and dominated the time of possession battle, controlling the ball for 34:36 minutes of play.

## BRONX BOMBERS

- Notre Dame rolled to its ninth-straight win, and fourth win this season over a ranked opponent, with a 49-14 victory over No. 18 Army. QB Riley Leonard commanded the offense to dominance, completing 10 of 13 passes for 148 yards and two touchdowns, also rushing for 30 yards on eight carries.
- RB Jeremiah Love put together one of the most complete games of his career with a three-touchdown, 136-all purpose yard performance.
- Love's 14-yard rushing touchdown in the second quarter matched Wayne Bullock's school-record for consecutive games with a rushing touchdown with 11. Bullock did it over a two-year span from 1973-74. The 11 consecutive games to start a season is a new program record, besting Autry Denson's season-opening run of 10 in 1998.

## CLOSING WITH THE RIVALRY

- Notre Dame finished out an 11-1 regular season with a 49-35 win at USC, the tenth-straight win for the Irish.
- RB Jeremiah Love scored yet another rushing touchdown, making him the only FBS player this season to score a rushing touchdown in every game.
- The victory was sealed for the Irish on two pick-sixes on back-to-back drives to close the game, as CB Christian Gray took a 99-yard interception for a score, and S Xavier Watts followed it up with a 100-yard pick-six on the very next USC drive.
- Not only was it the first time this season that a team had two interception returns for 99 or more yards in a single game, but it marked the first time since at least 1996 that such a feat has occurred.
- Gray tied the Notre Dame record for longest interception return in program history (Luther Bradley, 1975 against Purdue), and Watts broke the record with his 100-yard return.



- The Irish paved the way for 436 total yards of offense, including 258 rushing yards against a USC defense that entered the game averaging just 130.1 rushing yards allowed. Notre Dame rushed for three touchdowns and passed for two, while averaging 6.8 yards-per-carry (more than 2.5 more yards-per-carry than USC had allowed entering the game).
- QB Riley Leonard passed for 155 yards and two touchdowns, also rushing for 50 yards and another touchdown on the ground. With Leonard's rushing score, he tied the Notre Dame record for rushing touchdowns in a single season with 14.

**CFP FIRST ROUND - OWN THE STATE**

- Notre Dame opened the postseason with a dominant 27-17 win over 10-seed Indiana in front of a home crowd, the inaugural campus matchup of the CFP.
- RB Jeremiyah Love stole the show with a 98-yard scoring jaunt on Notre Dame's second possession, tying the school record for longest rush, and setting a new College Football Playoff record for longest run in the history of the CFP (previously Ezekiel Elliott, 85 yards in 2015).
- Love totaled 108 rushing yards on the night, his fifth 100-yard rushing performance of the season, and he surpassed the 1,000-yard rushing mark for the season, the 21st time in Irish history that a player has reached the mark.
- With the score, Love also extended his streak of 13-consecutive games with a rushing touchdown.
- S Xavier Watts wreaked havoc, snagging another interception, the 13th of his career and sixth of the season, and leading the team in tackles with 10 (a career-high), including a shared TFL.
- WR Jordan Faison led Irish receivers with seven receptions for 89 yards, in addition to a 43-yard kickoff return.
- QB Riley Leonard completed 23 passes for 201 yards and a touchdown in addition to 11 carries for 30 yards and a rushing touchdown.
- With his rushing touchdown, Leonard broke the Notre Dame record for most rushing touchdowns in a single season by a quarterback with 15 (14, Brandon Wimbush, 2015).
- The game was the first matchup between teams from the same state in a BCS Championship Game or College Football Playoff game. The last time two 11+ win FBS teams from the same state faced off was on January 2, 1997, when 11-1 Florida defeated 11-0 Florida State in the Sugar Bowl.
- Leonard and Love have each had a rushing TD in the same game 10 times this season, tied for the most by any FBS duo in any season in the last 25 years with Nevada's Colin Kaepernick and Vai Tavares in 2010 (10).
- The 16-play scoring drive that ended with Notre

Dame's second touchdown is the longest in College Football Playoff history, surpassing Notre Dame's 15-and-14-play drives vs. Alabama in 2021

**CFP QUARTERFINAL AT THE ALLSTATE SUGAR BOWL**

- The Irish rolled to a statement 23-10 victory over No. 2 Georgia to claim a spot in the CFP Semifinal game at the Capital One Orange Bowl.
- Notre Dame played in its program-record 14th game of the season against Georgia. Notre Dame had played 13 games in a season 18 times previous to the 2024 season. Notre Dame has never won 13 games in a season.
- Notre Dame improved to 9-10-2 all-time against the AP No. 2 team and earned the program's first win over No. 2 since a 29-20 win over Miami FL in 1990 in Notre Dame Stadium.
- QB Riley Leonard was named the game's Offensive MVP, passing for 90 yards and a touchdown while rushing for another 80 yards
- Notre Dame's defensive effort was highlighted by herculean efforts from Adon Shuler (eight tackles), Xavier Watts (named the defensive player of the game with seven stops), Jack Kiser (six tackles, one sack) and Junior Tuihalamaka (four tackles, one sack).
- Jayden Harrison's 98-yard kick return to start the second half is the second-longest kick return in Sugar Bowl history, behind Andre Debose's 100-yard effort for Florida in 2013. He replaced Notre Dame's Al Hunter in second place, who returned a 93-yard kick against Alabama in the 1973 Sugar Bowl National Championship game.
- Harrison's return also set a Notre Dame postseason record for longest kickoff return, topping the previous high of 96, Armando Allen vs. Hawai'i ('08 Hawai'i Bowl), and ties for seventh all-time in long kick returns in Notre Dame records.
- On the day, Notre Dame posted three made field goals from 40+ yards; a kickoff return touchdown; 4.0 sacks; multiple takeaways; and no more than 10 points allowed. No other FBS team this century has done all of that in any single game.
- Notre Dame became the first team to ever post three sacks and three forced fumbles in a CFP game. The Irish accomplished the feat in the first half alone.
- Mitch Jeter set a new single-game CFP record with three kicks over 40 yards in the Sugar Bowl (44, 48, 47) - no other kicker has ever made three or more field goals of 40+ yards in a CFP game.

**CFP SEMIFINAL AT THE CAPITAL ONE ORANGE BOWL**

- Notre Dame punched its ticket to the national title game with a 27-24 win in the Capital One Orange Bowl over No. 5 Penn State.
- The Irish offense racked up 267 yards passing on the evening, its highest output in a game this season. WR Jaden Greathouse became the first

Notre Dame receiver this season to reach 100 yards receiving in a game, posting a career-high 105 yards on seven catches, with 98 yards coming in the second half to help lead Notre Dame to the victory.

- The Irish converted 11 of 17 third downs, while holding the Nittany Lions to just three of 11 third downs.
- With a two-yard touchdown run early in the fourth quarter, RB Jeremiyah Love has recorded a rushing TD in 14 of 15 games this season, the most games with a touchdown run in a single season in program history.
- With rushing touchdowns from both Love and QB Riley Leonard in the game, the pair have each had a rushing TD in the same game 11 times this season, becoming the most by any FBS duo in any season in the last 25 years (surpassing Nevada's Colin Kaepernick and Vai Tavares with 10 in 2010).
- K Mitch Jeter's 41-yard go-ahead field goal with 12 seconds remaining was the first successful go-ahead field goal in the fourth quarter in CFP history — kickers were 0-4 all-time in such situations in CFP games leading into the Orange Bowl.

**THE DEFENSE**

**YEAR THREE OF A GOLDEN DEFENSE**

- In 2022, Al Golden began as the head of the Irish defense and has developed his group into one of the top defenses in the nation.
- He has been named a finalist for the 2024 Broyles Award, honoring the nation's best assistant coach. He is one of five finalists for the award.
- The Irish defense is one of the most complete defenses in the country, ranking among the FBS' top teams. Through the season and the Semifinal round of the CFP, Notre Dame is first in pass efficiency defense (99.50), first in turnovers gained (32), first in defensive touchdowns (6), second in scoring defense (14.3), second in passing defense (165.3), third in fumbles recovered (13), fifth in interceptions (19), fifth in third down defense (0.298), eighth in red zone defense (0.718), ninth in total defense (298.3) and ninth in fourth down defense (0.366).
- Notre Dame leads the nation in turnovers gained (32). The Irish have earned 158 points off of turnovers this season, compared to their opponents' 44 (+114 point differential).
- Notre Dame has held seven opponents to 125 or fewer passing yards this season, the most instances among all FBS programs this regular season.
- Notre Dame has held opponents to 250 or fewer yards of offense in six games this season, tied for the second-most in FBS this regular season.

# THE DEFENSE

- Nine Irish defensive players have made their first-career starts in 2024.
- The Irish have allowed one or fewer touchdowns on seven occasions this season (five games with two TDs allowed, two with three). In four of those two-TD games, the second touchdown was scored in the final minute of the fourth quarter, once the game was already put away for the Irish.
- Notre Dame has held 12 of 15 opponents to 17 or fewer points this season.
- Notre Dame put together a six-game run of opponents scoring 14 points or fewer: 49-14 vs. Army, 35-14 vs. Virginia, 52-3 vs. Florida State, 51-14 at No. 24 Navy, 31-13 at Georgia Tech and 49-7 vs. Stanford. It is the best run since 2012 (six games): 30-13 at Oklahoma, 17-14 vs. BYU, 20-13 vs. Stanford, 41-3 vs. Miami, 13-6 vs. Michigan, 20-3 at Michigan State.
- This season, the Irish have held 11 opponents to 16 or fewer points, and just one opponent has scored 30 points. That surpasses the 2012 season when Notre Dame held 10 opponents under 16 points and just one opponent (Alabama in championship game) reached 30 points.
- Notre Dame held Miami and Purdue to 3-24 on third down (Miami 2-12, Purdue 1-12), the best back-to-back two-game total since 2021 (Cincinnati 2-12, Wisconsin 1-14). Those are the two best back-to-back two-game stretches since data is available starting in 1996.
- Notre Dame has held six opponents this season to fewer than 250 yards of offense: Texas A&M (246), Purdue (162), Miami OH (229), Stanford (200), Florida State (208) and Army (233). The last time the Irish held six opponents under 250 total yards was 1983.

## GOLDEN'S TENURE

- The defensive coordinator role became a true position at Notre Dame in 1978. Since then, Notre Dame has had 17 defensive coordinators, 15 of which have been in the role for multiple seasons (two single-season defensive coordinators were Mike Elko in 2017 and Marcus Freeman in 2021).
- Since 1996, Notre Dame has held opponents to 100 yards or less passing 47 times (including 100 at Texas A&M, 87 vs. Stanford, 88 at Navy, 88 vs. Florida State and 26 vs. Army in 2024), and eight of those games are under AI Golden (43 vs. Navy in 2023, 67 vs. Tenn St. in 2023, 98 vs. Wake Forest in 2023, 100 at Texas A&M in 2024, 87 vs. Stanford in 2024, 88 at Navy in 2024, 88 vs. Florida State in 2024 and 26 vs. Army in 2024). Of those 47 games, only 20 have occurred over the last 20 years, and eight of those are from Golden defense.
- Notre Dame returned 10 players on defense with

starting experience in 2024, in addition to three transfer students with starting experience. Among those 13 players, there were 206 career games started entering 2024 - 93 at defensive back, 79 at defensive line and 34 at linebacker.

- Safety Xavier Watts was named a 2024 Consensus All-American, following up a Unanimous All-American season in 2023. He was named a Midseason All-American from Associated Press and *The Sporting News*. He was a semifinalist for the Walter Camp Player of the Year, the Chuck Bednarik Award, the Lott IMPACT Trophy and the Paycom Jim Thorpe Award.
- Defensive linemen Howard Cross III and Rylie Mills each earned a Second-Team All-American nod, Cross from FWA and Mills from *The Sporting News*.
- Three Irish defensive players earned preseason All-America honors from the likes of Walter Camp, Sporting News, USA TODAY and The Athletic in Howard Cross III, Benjamin Morrison and Xavier Watts.
- Notre Dame entered 2024 with the same defensive coordinator for the third-consecutive year, something that has not occurred for the Irish since the 2020 season.
- Clark Lea left after the 2020 season to be the head coach at Vanderbilt. He was replaced by Marcus Freeman who was promoted to head coach at the conclusion of the '21 regular season.

## 2023 NOTRE DAME DEFENSE NCAA STATISTICAL RANKINGS

1st	Pass Efficiency Defense	97.09
2nd	Red Zone Defense	.706
3rd	Passing Yards Allowed	157.3
5th	Total Defense	276.3
7th	Scoring Defense	15.9
8th	Defensive TDs	4
10th	Interceptions	16
12th	Turnovers Gained	24

## NOTRE DAME DEFENSIVE IMPROVEMENT - 2022 TO 2023

Category	'22 NCAA Rank	'22 Stat	'23 NCAA Rank	'23 Stat
Pass Eff. Defense	41st	125.12	1st	97.09
Red Zone Defense	129th	.941	2nd	.706
Passing Yds. Allowed	23rd	198.0	3rd	157.3
Total Defense	21st	329.3	5th	276.3
Scoring Defense	38th	23.0	7th	15.9
Defensive TDs	33rd	2	8th	4
Interceptions	67th	10	10th	16

Turnovers Gained	99th	15	12th	24
------------------	------	----	------	----

## DEFENSIVE HIGHLIGHTS

### AT No. 20 TEXAS A&M

- The Irish defense stymied Aggie hopes in the 2024 season opener, coming out of Kyle Field with a 23-13 victory over No. 20 Texas A&M.
- The Irish locked down the Aggie offense, allowing just 100 passing yards in the entire game. Notre Dame's 100 passing yards allowed were the least allowed by any team facing a Top-25 opponent that weekend.
- Texas A&M totaled just 246 yards of total offense, averaging 3.6 yards per play. The 246 yards allowed were the least amount allowed by the Irish to a ranked SEC team since 1999 vs. Oklahoma (237), and it was the least amount to any ranked team on the road by Notre Dame since Pittsburgh in 2003 (175). The 246 yards allowed was the second-least among all teams who faced a Top 25 opponent that weekend, and it was also the least amount in a season opener for Notre Dame vs. ranked team since Maryland in 2002 (133).
- Texas A&M completed 12 passes for a 3.3-yard average per attempt, while the Irish snagged two interceptions. In addition, the longest offensive play completed by the Aggies on the evening was 18 yards, which was the shortest game-long pass allowed by any team facing a Top 25 opponent that weekend, and the ninth-shortest among all the games as of Sunday morning. The only other ranked teams (Texas, Alabama and Missouri) that did not allow a single offensive play of 20+ yards all faced unranked opponents.

### AT PURDUE

- The Irish defense locked it down against the Boilermakers, limiting Purdue to just six first downs in the 66-7 win, with 38 rushing yards and 124 passing yards. The Irish forced ten Boilermaker punts on the day.
- Notre Dame limited Purdue to 162 yards of total offense on the day, the fewest by any team facing a Power 4 team that weekend. The 162 yards were the second-fewest allowed by a team facing a Power 4 team all season.
- Notre Dame was one of just two programs to limit a Power 4 opponent to 38 or fewer rushing yards over that weekend (Memphis allowed 37).

### MIAMI (OH)

- With the 28-3 win over Miami (OH), Notre Dame was one of just five FBS teams to hold their opponent to three points or fewer over that weekend, and of those five teams, one of only two (Texas) to also had held their opponent to seven or fewer points in the previous game.



# THE DEFENSE

- On the day, Notre Dame totaled four sacks as a team and forced two interceptions, limiting Miami to go 14-for-26 in the air, totaling just 119 passing yards. This season, the Irish rank sixth among all FBS teams in pass efficiency defense (79.13), eighth in interceptions (six), 10th in scoring defense (9.8) and 16th in total defense (256.3).

## No. 15 LOUISVILLE

- Defense was key in the 31-24 win over No. 15 Louisville. Louisville entered the game ranked 12th in the nation in scoring offense, averaging 47.3 points per game. The Irish defense held Louisville to 24 points.
- Notre Dame also forced three Louisville turnovers; the Cardinals entered the game ranked 10th in turnover margin (1.33), and Notre Dame won the turnover battle +1 on the day.
- Louisville rushed for just 131 rushing yards on the day; the Cardinals entered the game averaging 194.3 rushing yards per game. Notre Dame allowed 264 passing yards (Cardinals entered the matchup averaging 308.0) and 395 yards of total offense (Louisville averaged 502.3 prior).

## STANFORD

- With the performance vs. Stanford, Notre Dame's defense led all Power 4 teams that weekend in fewest passing yards allowed (87) and total offensive yards allowed (200), and ranked second among all FBS teams for both of those single game totals that weekend. They were the only FBS program that weekend to hold an opposing offense to 87 or fewer passing yards and also 200 or fewer offensive yards in the same game.

## AT GEORGIA TECH

- Entering the game, Georgia Tech had allowed just one sack in total all season. Notre Dame posted two on the day, with Rylie Mills accounting for 1.5.
- Notre Dame's defense stifled Georgia Tech after a first quarter touchdown, as Georgia Tech only totaled 13:48 minutes of possession from the second through the fourth quarter. Notre Dame went on to score 31-straight points to cement the victory, as Georgia Tech's second touchdown came in the final seconds of the fourth quarter.
- On the day, Georgia Tech was limited to just 64 rushing yards, their lowest total of the season; the Yellow Jackets entered the game averaging 204.4 rushing yards per game. In the two previous games, Georgia Tech had rushed for 245 and 371 yards. Notre Dame accounted for 31 lost yards for Georgia Tech; even without the lost yardage, Georgia Tech would still have had their lowest rushing day of the season.

## AT No. 24 NAVY

- The Irish wreaked havoc on a Navy team that entered the game ranked second in FBS in turnover margin (+2), recovering five Navy fumbles and

snagging an interception. Four of Notre Dame's turnovers gained resulted in touchdown drives.

- Navy entered the game a perfect 100 percent in the red zone this season, and the Irish held the Midshipmen to just 1-3 in the red zone.
- Notre Dame held Navy, previously the fourth-ranked scoring offense in the nation (44.8 points per game) to just two touchdowns.
- The Irish also limited Navy through the air, as the Midshipmen only totaled 88 passing yards. It marks the fifth time this season that Notre Dame has held an opponent to 125 or fewer passing yards.

## FLORIDA STATE

- Notre Dame's defense shone in the 52-3 victory over Florida State. The 52-3 win marked the largest margin of victory by any FBS team that weekend, let alone a victory over a Power 4 team. It was the largest margin of defeat Florida State has suffered this season.
- The Irish defense posted eight sacks, including three from DL Rylie Mills. Mills was the only Power 4 player that weekend to post three sacks, and one of just three FBS players to do so that weekend. He was the only to do so against a Power 4 opponent. Notre Dame's eight sacks in total were the most by any FBS team that weekend.
- Notre Dame posted two interceptions, including a pick-six by sophomore S Luke Talich, his first-career interception and touchdown.

## VIRGINIA

- The Irish posted five takeaways on the day in the 35-14 win over Virginia, with three interceptions (Xavier Watts, Adon Shuler and Leonard Moore) and two fumble recoveries (Max Hurlleman and Xavier Watts).
- Watts shone in a dominant performance, in which he posted his 11th-career interception - his fourth of the season - recovered a fumble, notched a pass breakup and added three tackles on the day.
- The Irish held Virginia scoreless until midway through the third quarter, and Virginia scored the second touchdown with just 18 seconds remaining in the game.

## No. 18 ARMY

- The Irish severely limited the then-undefeated Army offense, which entered the game leading the nation in rushing offense (334.9). They were held to just 207 rushing yards on the day. Furthermore, Notre Dame's defense made it nearly impossible for Army to gain any alternative success, limiting Army to just 26 yards in the air on the day, the ninth-lowest passing total by any FBS program this season.
- Notre Dame's defense held Army to just two yards passing in the first half and 26 total in the

game, the least amount a Notre Dame opponent has posted since Navy had 22 passing yards on October 10, 2015. Notre Dame's defense held Army to 233 total yards, marking the sixth time the Irish have held an opponent under 250 total yards this season, the most since the 1983 team also held six opponents to under 250 total yards.

## USC

- The Irish defense faced a test with a talented USC passing attack, but held strong and handily beat the Trojans 49-35.
- The game was sealed by pick-sixes on two-consecutive USC drives to close the game, as CB Christian Gray took a 99-yard interception for a score, and S Xavier Watts followed it up with a 100-yard pick-six on the very next USC drive.
- Not only was it the first time this season that a team had two interception returns for 99 or more yards in a single game, but it marked the first time since at least 1996 that such a feat has occurred.

## CFP FIRST ROUND - INDIANA

- The Irish defense was locked down vs. Indiana in the 27-17 win, holding Indiana to just three points until 1:27 remained in the game.
- Notre Dame allowed Indiana just 278 yards of total offense, including only 63 rushing yards.
- S Xavier Watts wreaked havoc, snagging another interception, the 13th of his career and sixth of the season, and leading the team in tackles with 10 (a career-high), including a shared TFL.
- Notre Dame totaled 10.0 TFL on the day, courtesy nine different players.

## CFP QUARTERFINAL - GEORGIA

- The Irish defense stifled Georgia, allowing just 296 yards of total offense, including a mere 62 rushing yards. Notre Dame held Georgia to 2-12 on third down and 0-3 on fourth down.
- It marked the second-consecutive game in which Notre Dame held its opponent to 63 or fewer rushing yards (Indiana, 63).
- On the day, Notre Dame posted three made field goals from 40+ yards; a kickoff return touchdown; 4.0 sacks; multiple takeaways; and no more than 10 points allowed. No other FBS team this century has done all of that in any single game.
- Notre Dame became the first team to ever post three sacks and three forced fumbles in a CFP game. The Irish accomplished the feat in the first half alone.

## CFP SEMIFINAL - PENN STATE

- Notre Dame's defense held Penn State to just 135 passing yards on the day. There were zero passes completed to Penn State wide receivers.

# XAVIER WATTS

- Sophomore CB Christian Gray's interception gave the Irish possession near the end of the fourth quarter, allowing Notre Dame to kick a field goal to win.
- The Irish converted 11 of 17 third downs, while holding the Nittany Lions to just three of 11 third downs.
- LB Jack Kiser led the Irish with 10 tackles, matching a season-high for an Irish defensive player (Watts, 10 vs. Indiana).

## XAVIER WATTS IS A STAR

- One of the most decorated Notre Dame football players in program history, graduate S Xavier Watts has been named a consensus First-Team All-American for his performance in the 2024 season, following up a 2023 unanimous All-America showing.
- Watts becomes one of just 17 Irish players all-time to be a two-time consensus honoree, and the first to do so since 1993.
- Watts is one of two repeat consensus All-Americans across the FBS in 2024, joining Heisman Trophy winner Travis Hunter.
- Watts earns Notre Dame its 111th consensus All-America selection. He joins an illustrious list of fellow Notre Dame two-time consensus All-America selections:
  - Frank Carideo, back (1929, 1930)
  - Marchy Schwartz, back (1930, 1931)
  - Bob Dove, end (1941, 1942)
  - George Connor, tackle (1946, 1947)
  - John Lujack, back (1946, 1947)
  - Bill Fischer, guard (1947, 1948)
  - Leon Hart, end (1948, 1949)
  - Emil Sitko, back (1948, 1949)
  - John Lattner, back (1952, 1953)
  - Ross Browner, defensive end (1976, 1977)
  - Ken MacAfee, tight end (1976, 1977)
  - Bob Crable, linebacker (1980, 1981)
  - Michael Stonebreaker, linebacker (1988, 1990)
  - Todd Lyght, defensive back (1989, 1990)
  - Chris Zorich, defensive line (1989, 1990)
  - Aaron Taylor, offensive line (1992, 1993)
- A 2024 Team Captain, Watts was named a 2024 First-Team All-American for the second-consecutive season by the Associated Press,

Walter Camp, The Sporting News and the AFCA, earning second-team honors from the FWAA in 2024.

- Watts has also been named a First-Team All-American by The Athletic, USA TODAY, Sports Illustrated, Pro Football Focus and Bleacher Report. Watts was named a First-Team Midseason All-American by Associated Press, The Sporting News, PFF, Athlon Sports, The Athletic and CBS Sports.
- Watts earned Notre Dame's program Defensive Player of the Year award in 2024, and he was named a semifinalist for the 2024 Walter Camp Player of the Year, the Bednarik Award, the Paycom Jim Thorpe Award and the Lott IMPACT Trophy.
- Watts has totaled 13-career interceptions, the most by a Notre Dame player since 1996. He is the 19th Notre Dame player to intercept 10 or more passes and is tied for third on the all-time list for career interceptions in program history.
- His 13 interceptions over the last two seasons are the most by any FBS player during that span; the next closest players have nine.
- Over the last 28 games, Watts has posted his 13 interceptions, averaging 0.46 interceptions per game over that span.
- This season, Watts ranks second in the nation in total interceptions (6).
- Notre Dame has gained 32 turnovers this season (first in the nation). Watts is responsible for seven of them (six interceptions, one fumble recovery).
- Watts posted eight tackles in the Orange Bowl win over Penn State.
- Watts was named the Defensive MVP of the Sugar Bowl, posting seven tackles, including a solo TFL, and a QB hurry.
- Watts wreaked havoc in the 27-17 CFP First Round win over Indiana, snagging another interception, the 13th of his career and sixth of the season, and leading the team in tackles with 10 (a career-high and team high for 2024), including a shared TFL.
- Watts performed as one of the nation's top defensive players in Notre Dame's 49-35 win at USC. Watts led the team in tackles with 9, but his play of the game came on a victory-sealing 100-yard pick six in the final minutes. He also added a QB hurry.
- Watts' return was the longest interception return in Notre Dame history; just five FBS players have achieved the feat this season, and Watts is the first to do so since September.
- On the day, Watts posted a third-down stop and two fourth-down stops. Notre Dame ranks seventh in the nation in both third and fourth down defense. Both of his fourth-down stops led

to Irish points. His first fourth-down stop led to an Irish touchdown drive to put Notre Dame up 35-21 in the third quarter, and his second fourth-down stop came on his interception, which thwarted any USC hope of a comeback victory and gave the Irish a 49-35 lead.

- Watts again showed his shutdown presence in Notre Dame's dominant 49-14 performance over No. 18 Army. Watts posted three tackles as he and the Irish limited Army to just 26 passing yards, the seventh-lowest passing total by any FBS program this season.
- Watts shone in a dominant performance, leading the Irish to a 35-14 win over Virginia on senior day. Watts posted his 11th-career interception - his fourth of the season - recovered a fumble, notched a pass breakup and added three tackles.
- Watts, who posted three third-down stops in the game, led an Irish defense that now ranks No. 1 in the nation in passing efficiency defense (88.89) and turnovers gained (25). Watts himself has been responsible for five forced turnovers this season.
- Watts posted two third-down stops in the first quarter, one with a tackle on a quarterback rush, and one on a pass breakup as he baited the quarterback into throwing a pass his way, and batting it down to force a Virginia punt.
- Both of his forced turnovers came in a monster second quarter for the Irish. His fumble recovery led to a Notre Dame TD drive when the Irish went up 14-0. His interception came on Virginia's final drive of the half, as he snagged a pass on third down to give the Irish possession to end the half.
- Watts was all over the field for the Irish in the 52-3 win over Florida State, posting four tackles (three solo), including a tackle for loss (-2 yards).
- Watts posted his third INT of the season in the 31-13 win at Georgia Tech. His pick came at the beginning of the fourth quarter and led to a Notre Dame field goal drive to give the Irish a 24-7 lead.
- Watts was a game changer as led one of the best secondaries in the nation in the 31-24 win over No. 15 Louisville. He posted his second interception of the season, with two pass breakups, a QB hurry and three tackles in several key situations, including the game-sealing pass breakup.
- Five of Watts' disruptions came on third or fourth down (two on third, three on fourth). A second quarter PBU forced a Louisville punt, while Watts returned an interception later in the quarter for 34 yards, setting up a Notre Dame field goal. The interception marked the first pick thrown by Louisville QB Tyler Shough all season. Then, at the end of the half, Watts stymied a last-ditch effort by the Cardinals on fourth-and-1 with a tackle for no gain to end the half.



# THE DEFENSE

- In the third quarter, Watts notched his QB hurry on fourth-and-2, forcing an incomplete pass. On Louisville's last offensive effort of the game, with the Irish ahead by a touchdown, Watts broke up a downfield pass attempt on fourth down to seal the game for the Irish, as the offense took a knee to run out the clock.
- Watts started off 2024 strong with an interception in the season-opening victory at No. 20 Texas A&M, adding three tackles. He then led the Irish in tackles in the home opener vs. Northern Illinois with eight (six solo).

## NOTRE DAME CAREER INTERCEPTIONS SINCE 1996

1.	<b>Xavier Watts</b>	<b>2020-current</b>	<b>13</b>
2.	Shane Walton	1999-2002	11
3.	<b>Benjamin Morrison</b>	<b>2022-current</b>	<b>9</b>
	Benny Guilbeaux	1996-98	9
5.	Robert Blanton	2008-11	8
	Matthias Farley	2012-15	8
	Cole Luke	2013-16	8
	Kyle McCarthy	2006-09	8
	Mike Richardson	2003-06	8
	A'Jani Sanders	1997-99	8
	Tom Zbikowski	2004-07	8

## WATTS IN 2023

- Watts began his Notre Dame career on the offensive side of the ball during the 2020-21 season but made the switch into the defensive backfield in 2021-22. He saw action in 11 games in '21, making 15 tackles as a developmental safety.
- Watts developed into one of Notre Dame's starting safeties during the '22 campaign and made the leap to become one of the most disruptive defensive players in college football in 2023.
- Watts tied for the lead for all FBS players with seven interceptions in 2023, piling up five picks over a four-game stretch.

## FBS TOTAL INTERCEPTIONS - 2023

INTs	Name	School
7	<b>Xavier Watts</b>	<b>Notre Dame</b>
7	Ricardo Hallman	Wisconsin
6	three players	

- He is the first Notre Dame player to post back-to-back games with multiple interceptions and the first Irish player to intercept a pass in three straight games
- In 2023, he was the fifth FBS player in the five years previously to intercept at least two passes

in back-to-back games. Watts was named the national defensive player of the week after his amazing performance against No. 6 Southern Cal on October 14, 2023. In addition to seven tackles, Watts intercepted reigning Heisman Trophy winner Caleb Williams twice, forced a fumble, recovered a fumble and returned it for a touchdown.

- He followed up the Southern Cal performance with two more interceptions in the victory over Pittsburgh, earned a second Bronko Nagurski Defensive Player of the Week award.
- Watts' seven interceptions in 2023 led directly to Notre Dame points in every occurrence with the Irish scoring five touchdowns and two field goals for a total of 41 points.
- Only one of Watts' seven interceptions did not set up Notre Dame on the opposing team's side of the field. At NC State he gave Notre Dame the ball at the Wolfpack 33-yard line. At Duke it was the Blue Devil 12-yard line, then the SC 12 and 2 in the Southern Cal game followed by the Pitt 15 for one of his two interceptions in that game. At Clemson, on Notre Dame's first defensive series of the second half, Watts picked off a deflected pass and returned it to the Tiger two-yard line.
- All told, of his seven interceptions in 2023, Watts set Notre Dame up in the opponent's red zone five times.

## NOTRE DAME SINGLE-SEASON INTERCEPTIONS

1	Mike Townsend	1972	10
2	Tom MacDonald	1962	9
3	Todd Lyght	1989	8
	Tony Carey	1964	8
	Angelo Bertelli	1942	8
<b>6</b>	<b>Xavier Watts</b>	<b>2023</b>	<b>7</b>
	Manti Te'o	2012	7
	Harrison Smith	2010	7
	Shane Walton	2002	7
	Dave Duerson	1982	7
	Clarence Ellis	1970	7
	Tom Shoen	1966	7

## HOWARD CROSS III - A FORCE

- In 2024, Howard Cross III has been named a preseason First-Team All-American by Walter Camp, *Sporting News* and *USA TODAY*, earning selection to the preseason All-America second team from *The Athletic*. Cross III has been named to watch lists for the Walter Camp Player of the Year, the Nagurski Trophy, the Bednarik Award, the Outland Trophy, the Lombardi Award, the Lott IMPACT Trophy and the East-West Shrine Bowl 1000.

- Cross III owns four sacks in 2024, a single-season career-high.
- Cross III led a dominant Notre Dame defensive unit in the 49-7 win over Stanford. Notre Dame's held Stanford to one score before the Irish scored 49 unanswered points in the 49-7 win. Cross was all over the field, posting two sacks (loss of 15 yards), a quarterback hurry and four tackles (all solo). It marked Cross' second multiple-sack game of his career (vs. Georgia Tech, 2021).
- Cross and the Irish limited Stanford to just 200 yards of total offense, the Cardinals' lowest offensive total of the season. The Irish defense have held opponents under 250 total yards on four occasions already this season, the fifth-such season since 2018.
- One of Cross' sacks came on fourth down to force a turnover on downs (the Irish would score on the ensuing drive to take the lead for the rest of the game). This season, Notre Dame ranks fourth in the nation in fourth-down defense, allowing just 20 percent conversion for opposing offenses.
- Cross III was selected as the Outland Trophy National Player of the Week for his performance in the 31-24 win over No. 15 Louisville. Cross was the nation's top-graded interior lineman that weekend.
- Cross III registered an 88.2 rating (90.2 against the pass) by Pro Football Focus for his performance against Louisville. He and the Irish defense limited Louisville to well below their offensive averages entering the game. Louisville rushed for just 131 rushing yards on the day; the Cardinals entered the game averaging 194.3 rushing yards per game. Notre Dame allowed 264 passing yards (Cardinals entered the matchup averaging 308.0) and 395 yards of total offense (Louisville averaged 502.3 prior).
- Cross III demonstrated his worthiness of preseason laurels with a dominant performance in the No. 7 Notre Dame 23-13 victory at No. 20 Texas A&M. Cross III posted the only sack of the game, an 11-yard loss, with four tackles (two solo), while keeping the Aggie offense at bay. Cross added a shared tackle-for-loss vs. Northern Illinois.
- On a national stage at No. 17 Duke (Sept. 30, 2023) he posted one of the most dominating defensive performances of the season. Leading the Irish with 13 tackles while forcing two fumbles (including the game-clinching fumble with 0:27 remaining) he earned defensive player of the week nods from Walter Camp, the Bednarik Award and the Senior Bowl.
- Cross III was a Bednarik Award Semifinalist in 2023, which is presented annually to the best defensive player in college football.

# THE DEFENSE

- The 66 total tackles by Cross III in 2023 were the most for an Irish front-four lineman since Trevor Laws led the team with 112 tackles in 2007.
- Since crediting tackles became consistent in 1986 (before that season, first hits were also credited as tackles) Cross III's 66 stops that year rank 11th.
- Cross was the only Power 5 defensive lineman in the 2023 season to post 10 tackles in a game. He is finished second for Power 5 for defensive lineman in total tackles in 2023 with 66 and is one of just five defensive linemen in the country to finish the year with 66 or more tackles.

## FBS DEFENSIVE LINEMAN TOTAL TACKLES - 2023

Tackles	Name	School
74	Raishein Thomas	Northern Illinois
69	Lee Hunter	UCF
67	Michael Mason	Coastal Carolina
<b>66</b>	<b>Howard Cross III</b>	<b>Notre Dame</b>
66	Tre Smith	San Jose State
65	CJ Nunnally	Akron

## RYLIE MILLS DELIVERS THE BOOM

- Named to the 2024 Outland Trophy and Lombardi Trophy Watch Lists, Mills played and started in all 13 games in his senior season (2023). He finished the season with 47 tackles (22 solo), 5.5 tackles for loss and 2.5 sacks. Mills also earned four quarterback hurries and recovered a pair of fumbles.
- Now as a captain in 2024, Mills led a unit with fellow graduate Howard Cross III that has seen younger members such as Junior Tuihalamaka, Joshua Burnham, Bryce Young, Donovan Hinish and Gabriel Rubio emerge.
- Mills was ruled out for the remainder of the season with an injury suffered in the CFP First Round win vs. Indiana
- Mills was honored with Notre Dame's program Iron Cross Award, recognizing commitment and determination in the weight room.
- He ranks tied for ninth all-time in career sacks in Notre Dame records with 17.0 on his career. He was the 14th Notre Dame player to record 15 or more sacks in his career.
- Mills posted the best game of his career in the dominant 52-3 win over Florida State. Mills posted three sacks, two coming on back-to-back plays, and totaled five tackles with a QB hurry.
- Mills was the only Power 4 player that weekend to post three sacks, and one of just three FBS players to do so that weekend. He was the only to do so

against a Power 4 opponent. Notre Dame's eight sacks in total were the most by any FBS team that weekend.

- Notre Dame's defense shone, limiting Florida State to just three points, 88 yards in the air and 120 yards on the ground. Mills posted three third-down stops on the evening.

## A NOTRE DAME MAN - JACK KISER

- One of the most tenured players on Notre Dame's roster and a team captain, Kiser is in his sixth season playing for the Irish and leads the linebacker room. A William V. Campbell Trophy Finalist, a Wuerffel Trophy Finalist, a Freddie Solomon Community Spirit Award Finalist and a member of the AFCA Good Works Team, Kiser owns 270 career tackles and owns a key leadership role on the Irish defense in 2024 as one of the most tenured players in the program.
- He was awarded the Notre Dame Man of the Year honor.
- Kiser holds the all-time program record for most games played at Notre Dame with 69. Kiser broke the program record for games played when he appeared in his 63rd game vs. Florida State (52-3). He led the team in tackles in six in that game.
- He leads the team in tackles this season with 85.
- Kiser led the Irish defense to one of the most dominant FBS performances this season in the 49-14 win over No. 18 Army. Kiser was all over the field for Notre Dame, notching a tackle for loss, a fumble recovery and four total tackles.
- Kiser, a team captain, also serves as the leader of the linebacker group that was put on full display against the Army triple option. In total, Kiser led his linebackers to post 22 tackles.
- In the 51-14 win over No. 24 Navy, Kiser tied for the team lead in tackles with nine on the day, adding a TFL, and recovering the first fumble of the day on a muffed punt return.
- The graduate linebacker led the Irish with eight tackles in the 23-13 victory at No. 20 Texas A&M.
- Kiser was Notre Dame's 2023 Special Teams Player of the Year. Last season, he played in all 13 games, making three starts as a consistent contributor on special teams as well as consistent playing time at linebacker. Kiser finished third on the team with 62 tackles, and tied for the team-lead with 41 solo tackles. He added 1.5 tackles for loss, 1.5 sacks and an interception, also recording a pass breakup and three quarterback hurries, and forced a fumble.
- Kiser is also active in the community and a force in the classroom. He has been named a finalist for the William V. Campbell Trophy, college football's premier scholar-athlete award that annually

recognizes an individual as the absolute best in the nation for his combined academic success, football performance and exemplary leadership - colloquially known as the "academic Heisman."

- He has been named to the Allstate AFCA Good Works Team and a finalist for the Wuerffel Trophy, two of the highest honors for community service in college football. He has also been named a finalist for Freddie Solomon Community Spirit Award. Kiser has led and participated in several community-facing initiatives during his time at the University of Notre Dame.
- He served as the program's Cleats For a Cause player committee chairman. As part of the initiative, players wore custom Under Armour Slip Speed shoes on their pregame walk for the Sept. 21 game vs. Miami (Ohio), and the shoes were then auctioned with proceeds benefiting five local charities. Additionally, cleats inspired by select Notre Dame Football student-athletes were auctioned, as well.
- As part of Kiser's role, he communicated directly with the five charities that benefit from the event and planned visits for teammates to those locations throughout the offseason. He also worked with the program on logistics, messaging and garnering team support to bring awareness, volunteers and funding to the organizations.
- He served as the Fighting Irish Fight for Life football team lead for the past three years, from Fall 2020-Spring 2023, a program which pairs a local pediatric patient with Notre Dame Athletics teams to become a true teammate. Additionally, Kiser worked with local low-income families to perform tax returns this past spring on a weekly basis leading up to Tax Day.
- Kiser has also been involved in the Notre Dame chapter of Uplifting Athletes, supporting the local rare disease community and their families, and would also regularly visit patients and families at the Ronald McDonald House with Freeman.
- He earned selection to the 2024 National Football Foundation Honor Society, and in 2023 was awarded the Dean's Graduate Business Award and the Tom Frecka Academic Achievement Award, recognizing the top GPA in the Master's of Science in Accountancy program at Notre Dame.

## LEONARD MOORE IS NOT AFRAID OF YOU

- True freshman Leonard Moore, now with nine starts under his belt, totaled seven tackles in each of his first two career starts. He has posted two interceptions this season, one against Virginia and one against Navy.
- Moore was named the 2024 College Football Network Freshman Cornerback of the Year, as



# THE DEFENSE

well as being named to the Freshman All-America teams for FWAA, ESPN, *The Athletic* (First Team), Pro Football Focus, the College Football Network and the 247Sports True Freshman All-America Team.

- This season, Moore has totaled 43 tackles, including 2.0 TFL, 10 pass breakups, two forced fumbles and a QB hurry.
- Moore made a statement in the 23-10 Quarterfinal win over Georgia, totaling five tackles, two pass breakups and a TFL.
- In the 27-17 CFP First Round win over Indiana, Moore allowed just one catch for a 39.6 opposing passer rating, according to Pro Football Focus.
- Moore recorded five pass breakups in the 49-35 victory at USC, tied for the second-most pass breakups in a single game by any FBS player this season, and the only freshman in the country to achieve the feat in 2024.
- In the 35-14 win over Virginia, Moore snagged an interception which led to an Irish touchdown drive, adding a quarterback hurry and three tackles.
- In his third-career start in the 51-14 win at No. 24 Navy, Moore snagged his first-career interception on fourth down to cement an Irish victory.
- Moore shone in his second-career start, leading the Irish secondary with seven tackles and being the key playmaker on the defining drive of the 31-13 win at Georgia Tech. In addition to his seven tackles, Moore posted a TFL (-16 yards) and two pass breakups.
- Notre Dame took a 14-7 lead with less than two minutes remaining in the first half. Georgia Tech drove down to Notre Dame territory, and Moore compiled two-consecutive stops, on third and fourth down, to force a Georgia Tech turnover on downs, cementing an Irish lead heading into the half.
- His third-down stop was a pass breakup, and his fourth-down stop was a 16-yard tackle for loss on a muffed snap to give the Irish possession. Georgia Tech began the third quarter with the ball, but Moore delivered another third-down stop to force the Yellow Jackets to a three-and-out. Notre Dame scored a touchdown to go up 21-7 on the ensuing drive, taking control of the game.
- Moore made a statement in his first-career start in Notre Dame's 31-24 win over No. 15 Louisville. He led the entire defense with seven tackles (six solo), forcing a fumble to return possession to the Irish and leading to a Notre Dame touchdown to take the lead.
- Moore, a standout in preseason camp, had seen limited action as a reserve cornerback, but had played often on special teams coverage.

In his first-career start, he faced the nation's 12th-ranked scoring offense and performed in standout fashion. With the game tied in the first quarter, Moore executed a textbook punch-out on a Louisville QB run, giving Notre Dame possession at the Irish 47-yard line and leading to a touchdown on the ensuing drive to take a 14-7 lead. Notre Dame would not relinquish the lead.

## JERSEY-MADE, ADON SHULER

- Redshirt freshman Adon Shuler has started every game for the Irish this season at safety, and has posted three interceptions with 94 yards in returns, including a pick-six to seal the 31-13 victory at Georgia Tech.
- Shuler was named to *The Athletic* Freshman All-America First Team.
- Shuler led the team in tackles with eight in the 23-10 Quarterfinal win over Georgia. He also posted a pass breakup, but his play of the day came as a forced a Georgia fumble at Notre Dame's 10-yard line to give Notre Dame possession near the end of the first quarter and save a possible score.
- In the 35-14 win over Virginia, Shuler snagged his third interception of the season and returned it 46 yards to the Virginia two-yard line, setting Notre Dame up for a touchdown on the immediately-following play.
- Shuler got a hand on a punt in the 52-3 win over Florida State.
- Shuler made an immediate impact in the 51-14 win over No. 24 Navy. He led all Irish defensive backs with seven tackles, and his play of the day came on Navy's first offensive drive of the game. Shuler scooped up a loose Navy snap, Navy's first fumble lost all season, and returned it 28 yards to the Navy seven-yard line, setting up an Irish touchdown drive to go up 14-0. It marked Shuler's first-career fumble recovery.
- His first-career interception came at No. 20 Texas A&M, as Shuler snagged a pass and returned it to the A&M 29-yard line, setting up a Notre Dame field goal to tie the game at 6. Notre Dame would then go on to take a lead that the Irish would not relinquish, earning an opening-weekend win.
- Shuler's pick-six at Georgia Tech sealed the victory for the Irish, putting Notre Dame up 31-7 in the fourth quarter.

## DRAYK BOWEN BRINGS THE HEAT

- Sophomore linebacker Drayk Bowen ranks third on the team in tackles in 2024, totaling 70 thus far (33 solo), with 4.0 TFL, a sack, two forced fumbles, two QB hurries and two passes broken up.

- He made an impact in the 27-17 CFP First Round win over Indiana, posting 1.5 TFL and two QB hurries. Two of his stops came on third down.

- He posted a career-high nine tackles in the 31-13 win at Georgia Tech.

- Bowen is a two-sport athlete, also playing baseball at Notre Dame. He follows in the footsteps of football/baseball student-athletes such as Cole Kmet, Golden Tate and Jeff Samardzija.

## YOUNG TALENT

- True freshman DL Bryce Young has made his mark through the first half of the season, seeing sustained action on special teams, and stepping into a regular rotation on the defensive line.
- His efforts earned him Notre Dame's program award for Special Teams Player of the Year.
- Young has blocked three kicks in 2024, ranking second among all FBS players, with two field goals, one vs. Miami (OH), and one at Georgia Tech, and a blocked punt vs. Army. He is one of just three players in FBS to own three or more this season, and the only freshman (the other two players are seniors)
- Through the season, he has totaled 22 tackles (14 solo) with 3.0 TFL, 1.5 sacks and two QB hurries.

## GRAY RELOADS

- Sophomore CB Christian Gray has started 14 games in 2024, totaling 32 tackles, three interceptions (including a pick six returned 99 yards), nine pass breakups, 2.5 TFL and a forced fumble.
- Gray's pick in the fourth quarter of the Orange Bowl gave Notre Dame possession to then kick a game-winning field goal.
- Gray helped seal the 49-35 win at USC with a pick six, as pick-sixes on two-consecutive USC drives closed the game. Gray took a 99-yard interception for a score, and S Xavier Watts followed it up with a 100-yard pick-six on the very next USC drive.
- Not only was it the first time this season that a team had two interception returns for 99 or more yards in a single game, but it marked the first time since at least 1996 that such a feat has occurred across the FBS.

## BENJAMIN MORRISON

- 2024 team captain junior Benjamin Morrison suffered a season-ending injury, but continues as an off-field leader of the Notre Dame secondary.
- He led the Irish with six interceptions in 2022, earning consensus Freshman All-America honors.

- Morrison added three more interceptions to his career total in the 2023 season and owns the second-most for a Notre Dame player since 1996.
- Morrison led the Irish secondary, one of the best units in the country, in the 49-7 win over Stanford with four tackles. Notre Dame's defense was dominant, holding Stanford to one score before the Irish scored 49 unanswered points in the 49-7 win. Notre Dame's defense limited Stanford to only 87 passing yards, and only 200 total offense yards, on the day.
- One of Morrison's stops came on third down to force an eventual turnover on downs, leading to an Irish touchdown drive. Of his three additional stops, none allowed first downs on the play.
- Morrison intercepted his first pass of the 2023 season against NC State and earned one of Notre Dame's three interceptions against reigning Heisman Trophy winner Caleb Williams in the victory over Southern Cal.
- He was named the Walter Camp Player of the Week after his dominating performance against No. 5 Clemson in 2022, setting up Notre Dame's third touchdown with his first career interception, then picking off another pass and returning it 96 yards for a touchdown. He also contributed a career-best seven tackles and a PBU against the Tigers.
- His six interceptions in 2022 were the most for an Irish player since Manti Te'o picked off seven passes on his way to finishing second in the 2021 Heisman Trophy balloting. It also is the most for an Irish cornerback since Cole Luke intercepted four passes in 2014.
- The six interceptions were the third-most for any FBS defensive player in 2022 and tied for the most of any Power 5 defensive back.
- Morrison shares the Notre Dame single-game record for interceptions in a game with 15 other players, picking off three Boston College passes during the 2022 home finale. He ended the Eagles first drive with an interception, then took away a BC scoring chance with an interception in the end zone later in the first quarter. Finally, in the midst of a snow storm in the second half, Morrison earned his third interception tracking down an overthrown screen pass.

**BOUBACAR TRAORE'S BREAKOUT**

- Prior to a season-ending injury, freshman defensive lineman Boubacar Traore led all FBS freshman players in sacks (three) and sacks per game (0.75) after Week Four.
- Traore delivered a career performance in the 28-3 win over Miami (OH), making his first-career start and totaling two sacks (loss of 15 yards), a forced fumble, five tackles and a quarterback hurry. His five tackles and two sacks both marked career-highs.

- Traore tied for the team lead in tackles vs. Miami, and disrupted the matchup all over the field. On the first Miami drive of the game, Traore posted his first sack, forcing a fumble in the process.
- His next tackle came on third down later in the half, forcing a Miami punt that led to an Irish touchdown drive.
- At the end of the first half, Traore tallied another sack on Miami's opening play of the drive, immediately following with a QB hurry to force an incomplection. The Irish eventually forced Miami to run out the clock without a score to end the half.
- Traore made an impact all over the defensive field in the dominant 66-7 win at Purdue, Purdue's largest defeat in program history. His day was highlighted by a 34-yard pick six in the second quarter, as he also added two TFL (loss of twelve yards) and a sack (loss of nine yards) on the day, in addition to a quarterback hurry. The sack, the additional tackle for loss and the quarterback hurry all were third-down stops by Traore.

**THE OFFENSE**

**DENBROCK RETURNS**

- Offensive coordinator Mike Denbrock, a 2023 Broyles Award Finalist, returns to Notre Dame after two previous stints with the Irish (2002-04 and 2010-16).
- The Irish offense has grown into a dominant unit through the course of the season. Nationally, Notre Dame ranks fifth in turnover margin (1.13), sixth in scoring offense (37.0), eighth in fourth-down success rate (0.731), and 14th in rushing offense (210.8).
- Notre Dame has outscored opponents by an average of 22.7 points per game.
- Notre Dame's rushing offense ranks No. 2 among the Power 4 in yards per carry (5.83), ranking No. 4 among all FBS teams. The Irish rank No. 5 among Power 4 teams in rushing offense (210.8).
- With 44 rushing touchdowns, the Irish lead all Power 4 teams and rank third among all FBS programs in rushing touchdowns.
- Notre Dame's rushing offense has been a force in 2024, combining headline running backs Jeremiyah Love and Jadarian Price, third-down freshman back Aneyas Williams, and versatile quarterback Riley Leonard.
- Love has reached the 1,000-yard rushing mark for the season, and rushed for a touchdown in the first 13 games this season. He has totaled 17 rushing touchdowns this season, in addition to two receiving touchdowns. He was the only FBS player to have scored a rushing touchdown in every regular season game this season.

- He broke the record for the most consecutive games with a rushing touchdown in Notre Dame history with 13 (passing 11 - Wayne Bullock, 1973-74, 17 total rushing TDs during streak).
- Love and QB Riley Leonard have each had a rushing TD in the same game 11 times this season, becoming the most by any FBS duo in any season in the last 25 years (surpassing Nevada's Colin Kaepernick and Vai Taua with 10 in 2010).
- Love, Leonard and Price each had at least 600 rushing yards and six rushing touchdowns this season, one of only two FBS teams to have a trio accomplish that feat along with West Virginia.
- Notre Dame tied for second at the end of the regular season among all FBS teams in rushes of 50 or more yards with seven (by four players, with seven touchdowns).
- Four Notre Dame players posted a rush of 50 or more yards this regular season (Love, Price, Williams and Leonard), tied for the most among all FBS teams.

**RILEY LEONARD**

- One of the most notable quarterbacks in college football this season, senior Riley Leonard transferred to Notre Dame in the offseason. After recovering from an injury through the spring, Leonard earned the starting role ahead of the 2024 season, and was also voted to be a team captain. It is his second-career captain honor, after also being named a team captain at Duke.
- Leonard ranks second among all active FBS quarterbacks in career rushing touchdowns with 35, including three in the first half alone at Purdue.
- He owns 16 rushing touchdowns in 2024, breaking the Notre Dame single-season record for rushing touchdowns by a quarterback (14, Brandon Wimbrush in 2017).
- He is the third Notre Dame quarterback to rush for double-digit touchdowns in a season (Brandon Wimbrush, 14 in 2017, DeShone Kizer, 10 in 2015).

**CAREER RUSHING TOUCHDOWNS BY ACTIVE FBS QBs**

1.	Bryson Daily	Army	41
<b>2.</b>	<b>Riley Leonard</b>	<b>Notre Dame</b>	<b>35</b>
3.	Jalen Milroe	Alabama	33
	Dillon Gabriel	Oregon	33
5.	Garrett Greene	West Virginia	28
6.	Dequan Finn	Baylor	27
	Taylen Green	Arkansas	27
7.	Will Howard	Ohio State	26
9.	KJ Jefferson	UCF	23
	Devon Dampier	New Mexico	23

- Leonard's 16 rushing touchdowns this season rank 15th in the nation and tied for sixth among all



# RILEY LEONARD

quarterbacks. He ranks 22nd in the nation in total touchdowns. On the season, he averages 5.19 yards per carry, ranking 71st among all FBS players.

- Leonard owns 57.7 rushing yards per game this season, ranking fourth among all Power 4 quarterbacks and ranking 14th among all FBS quarterbacks.
- Leonard is one of four FBS quarterbacks (and two Power 4 quarterbacks) this season to have passed for 2,600 yards and rushed for 700 yards.
- Leonard has scored at least one rushing touchdown in 11 games this season. He and RB Jeremiyah Love have each had a rushing TD in the same game 11 times this season, becoming the most by any FBS duo in any season in the last 25 years (surpassing Nevada's Colin Kaepernick and Vai Taua with 10 in 2010).
- In 11-straight games this season (beginning with Purdue and through Indiana), Leonard rushed for at least 25 yards while also accounting for multiple TDs (passing or scoring). Only two FBS quarterbacks have compiled longer such streaks this century: Louisville's Lamar Jackson (13 straight in 2017) and Oklahoma's Jalen Hurts (12 straight in 2019).
- Leonard was selected as the Offensive MVP of the Orange Bowl, captaining the Irish to a 27-24 Semifinal win over Penn State. Leonard completed 15 passes for 223 yards and a touchdown, adding 18 carries for 35 yards and a touchdown.
- Leonard was named the Offensive MVP of the Sugar Bowl as he led Notre Dame to a 23-10 Quarterfinal win over Georgia. Leonard passed for 90 yards and a touchdown and was Notre Dame's leading rusher with 80 yards on the ground.
- The captain led Notre Dame to its first-ever playoff win in the First Round game, a 27-17 victory, over Indiana. Leonard completed 23 passes for 201 yards and a touchdown, rushing for 30 yards and a score on the ground.
- His 71.9 completion percentage in the CFP first round game ranked fourth in Notre Dame records among all postseason games, and his 23 completions rank fifth-most for Notre Dame players in a postseason game.
- Leonard captained the Irish to their 10th-straight win, closing the regular season at 11-1, with a 49-35 victory at USC. Leonard commanded an Irish offense that averaged 7.1 yards per play (436 total yards). He passed for 155 yards and two touchdowns, also rushing for 50 yards and another touchdown on the ground.
- Leonard completed passes to eight different Irish players, with six players catching multiple passes from Leonard.
- Leonard led Notre Dame to its ninth-straight win, and fourth win this season over a ranked opponent, with a 49-14 victory over No. 18 Army. Leonard commanded the offense to dominance, completing 10 of 13 passes for 148 yards and two touchdowns, also rushing for 30 yards on eight carries.
- Leonard led the Irish to their eighth-straight win in a 35-14 victory over Virginia. Leonard completed 22 passes for 214 yards and three touchdowns, tacking on 32 rushing yards. His three passing touchdowns match his season-high.
- The offense totaled 448 yards of total offense and dominated the time of possession battle, controlling the ball for 34:36 minutes of play. Leonard led the Irish offense to a monster second quarter, taking advantage of Virginia turnovers to take a commanding lead.
- Leonard's first touchdown pass of the day came in the second quarter, going to wide receiver Jayden Harrison to go up 14-0. Later in the second quarter, the Irish snagged an interception, and Leonard passed to tight end Cooper Flanagan on the immediately-following play for another touchdown. Still in that quarter, Notre Dame intercepted another Virginia pass, and Leonard led the Irish on another touchdown drive to take a 28-0 lead into the half.
- Leonard completed passes to 11 different receivers, the second time this season he has done so.
- He led the Irish to their seventh-straight victory, a resounding 52-3 win over Florida State, in which Leonard completed 14 passes for 215 yards and a touchdown, in addition to rushing for 70 yards and two touchdowns.
- Leonard opened up Notre Dame's scoring for the day with a 34-yard touchdown run, on which he faked two defenders at separate points in the run to dive into the end zone. He later led a two-minute, 77-yard drive at the end of the first half, delivering a perfect pass to tight end Mitchell Evans in the corner of the end zone for his passing score to end the first half with Irish momentum up 21-3. He added another score on the ground with a six-yard rush in the third quarter.
- He was responsible for four third-down conversions (all passing) and two fourth-down conversions on the day, notching the fourth down conversions on a rush and a pass.
- Leonard again led the Irish to a statement 51-14 win over No. 24 Navy, passing for 178 yards and two touchdowns, also rushing for 83 yards and an additional touchdown, doing it all in just three quarters. It marked the seventh-consecutive game in which Leonard has rushed for a touchdown.
- There were five matchups across college football that weekend in which both teams were ranked. Notre Dame owned the largest margin of victory in those games, with a 37-point difference. With his 178 yards in the air and 83 on the ground, Leonard was the only quarterback in those five games that rushed for more than 70 yards while also passing for 100 or more yards.
- Leonard captained the Irish to a 31-13 win at Georgia Tech as the Irish scored 31-straight points. Leonard went 20-of-29 for 203 yards, rushing 10 times for 51 yards and two touchdowns.
- The Irish put together an impressive stretch to take control of the second and third quarters, putting the game away. Beginning in the second quarter, Leonard completed 12-consecutive passes, which stretched through three-consecutive touchdown drives to take a 21-7 lead after a 0-7 deficit.
- Leonard led the Irish to a 49-7 win over Stanford with the Irish scoring 49 unanswered points in the matchup. Leonard went 16-for-22 for 229 yards (53-yard long) and three touchdowns, as well as 31 rushing yards and a rushing touchdown, in just three quarters of play.
- Leonard was the only Power 4 quarterback that weekend who, in regulation time, passed for at least 225 yards and three touchdowns, threw no interceptions, and added a rushing touchdown; Leonard did it all in just three quarters. One other Power 4 quarterback achieved the feat in overtime (Luke Altmyer, Illinois).
- Leonard led Notre Dame to a 31-24 win over No. 15 Louisville. Leonard was responsible for three touchdowns (two passing, one rushing) on the day, completing 17 passes for 163 yards and rushing for 52 yards.
- Leonard started the Louisville game in command, directing a 12-play, 75-yard drive over 6:08 minutes of game time, for a touchdown to even the score. From there, the Irish took off, scoring 21 total points in the first quarter alone, including a 34-yard pass from Leonard to score.
- Leonard led the Irish to a resounding 28-3 win over Miami (OH), completing 16 Leonard led Notre Dame to a 31-24 win over No. 15 Louisville. Leonard was responsible for three touchdowns (two passing, one rushing) on the day, completing 17 passes for 163 yards and rushing for 52 yards.
- In the Miami Game, Leonard passed for 154 yards and a touchdown (38-yard long score), in addition to 143 rushing yards and two rushing touchdowns, including a 50-yard long scoring run. With two rushing touchdowns, Leonard marked his second multi-rushing touchdown game of the season.
- He is the first Irish quarterback with back-to-back 100-yard rushing games since Carlyle

# THE OFFENSE

Holiday vs. Pittsburgh (122 yards, 10-6-2001) and West Virginia (130 yards, 10-13-2001).

- Notre Dame racked up 428 yards of total offense against the RedHawks, as Leonard completed passes to nine different Irish receivers, including a 38-yard long to Beaux Collins for a touchdown.
- Leonard led Notre Dame to the most dominant win by an opposing team in Purdue history, besting the Boilermakers 66-7. Leonard put on a show, rushing for 100 yards and three touchdowns, in addition to passing for 112 yards, in the first half alone. He is the first FBS player to reach those milestones since Lamar Jackson at Syracuse on Sept. 9, 2016.
- With three rushing touchdowns in just the first half at Purdue, Leonard was the only one to do so that weekend. He is the one of two FBS quarterbacks this season to achieve the feat in a single half.
- Only three FBS quarterbacks totaled more rushing yards than Leonard that weekend, and just one scored a singular rushing touchdown. Leonard was the only one of those four quarterbacks that did not see a snap in the second half.
- Notre Dame was the only FBS squad with three separate rushers at 86 or more rushing yards against a Power 4 defense that weekend, and one of just two FBS teams overall to achieve the feat that weekend.
- Leonard made his Irish debut as he led No. 7 Notre Dame to a 23-13 victory at No. 20 Texas A&M, making a mark in both the pass and run game. He completed passes to nine different Irish players; Leonard went 18-30 for 158 yards, and rushed 12 times for 63 yards.
- The Irish totaled 356 yards of total offense, averaging 5.6 yards per play. Notre Dame's 356 yards of offense were the third-most this weekend among teams that faced a top-20 opponent. Notre Dame was 1-1 in the red zone, and won the time of possession battle with 31:35 minutes with the ball.
- Leonard led the eventual game-winning drive that began with 6:23 left on the clock in the fourth quarter. On that drive, Leonard rushed for 20 yards and passed for 29 yards, setting up a 21-yard Jeremiah Love touchdown run.
- Leonard's 63 rushing yards are the fifth-most for a quarterback in his first start at Notre Dame, and they are the second-most for a quarterback on the road in his first start at Notre Dame. His 63 rushing yards were the second-most that weekend by any quarterback facing a team ranked in the Top 20 in the AP poll.
- The senior was responsible for 11 of Notre Dame's 18 first downs on the evening at Texas A&M, with eight passing and three rushing, including two third down conversions and a fourth-down conversion on an eight-yard rush.

- Leonard has already been named to the 2024 watch lists for the Walter Camp Player of the Year, the Maxwell Award, the Davey O'Brien Award, the Johnny Unitas Golden Arm Award and the Comeback Player of the Year.
- In 2023, Leonard started all seven games in which he played for Duke, going 95-for-165 and 1,102 yards (57.5 percent completion rate) and three touchdowns. He rushed 58 times for 352 yards (44-yard long) and four touchdowns on the season.
- In 2022, he started all 13 games for the Blue Devils, completing 250-of-392 (.638) passes for 2,967 yards with 20 touchdowns, while leading the team in rushing with 699 yards on 124 carries and 13 touchdowns. He was one of three FBS quarterbacks to amass more than 2,900 passing yards and 695 rushing yards, joining LSU's Jayden Daniels and North Carolina's Drake Maye.

## WIDE RECEIVERS

Perhaps the most significant change to the Irish roster comes in the receiving corps, which adds three impact transfers and will also draw upon the strengths of young receivers who made their debuts in 2023. The Notre Dame receiver room features:

### BEAUX TIME

- **WR Beaux Collins** scored Notre Dame's first touchdown of the 23-10 Quarterfinal victory over Georgia, catching his third touchdown pass of the season on a 13-yard score with 27 seconds remaining in the first half.
- Collins logged his sixth game at Notre Dame with four or more catches in the 49-14 win vs. No. 18 Army. He finished the game with four receptions for 37 yards.
- The Los Angeles native led Irish pass catchers in the 49-7 win over Stanford with four receptions for 85 yards, including a 53-yard long.
- Collins posted four receptions for 60 yards and a touchdown in Notre Dame's 28-3 win over Miami (OH), his first touchdown in an Irish uniform.
- Collins led Irish receivers in the season-opening 23-13 win at No. 20 Texas A&M with five receptions for 62 yards, including a 20-yard contested grab on the game-winning touchdown drive. Collins also led Irish receivers vs. Northern Illinois (five catches for 45 yards).
- A transfer from Clemson, Collins recorded 91 receptions for 1,290 yards and 11 touchdowns in 1,578 offensive snaps over 32 games (27 starts) at Clemson from 2021-23
- He broke out late in his true freshman season with 31 catches for 407 yards and three touchdowns

- Collins joined DeAndre Hopkins (2010), Sammy Watkins (2011), Artavis Scott (2014), Hunter Renfrow (2015), Deon Cain (2015) and Justyn Ross (2018) as the only Clemson freshmen – true or redshirt – in the Dabo Swinney era to post at least 30 receptions and at least 400 receiving yards in their debut season

### BE GREAT

- A member of the 2024 Earl Campbell Tyler Rose Award Watch List who made a significant mark in his true freshman season at Notre Dame, **WR Jaden Greathouse** appeared in 12 games in 2023 while making five starts. He finished the year with 18 receptions for 265 yards and scored a team-high five touchdown receptions.
  - The sophomore made a major statement in the 27-24 Semifinal win over Penn State in the Orange Bowl, hauling in seven receptions for 105 yards and a touchdown. His touchdown was a 54 yard jaunt on which he shook two defenders and tied the game.
  - Greathouse led Irish receivers in the 52-3 victory over Florida State, catching five passes for 66 yards. Greathouse was responsible for three of his Notre Dame's five third-down conversions.
  - He posted his first touchdown catch of the 2024 season to open Notre Dame's scoring in the 31-24 win over No. 15 Louisville.
  - Greathouse was the first true freshman wideout in Irish history to catch two touchdown passes in his first-career game when he did so in the 2023 season opener vs. Navy. Greathouse also became the first Notre Dame wide receiver to catch two touchdown passes in a season debut since 1996. In that game, he finished with three catches for a team-best 68 yards and two touchdowns.
  - Limited by an injury in the middle of the season, he finished off the year with six catches for 99 yards and two touchdowns in his final three games. His five touchdown catches during a rookie campaign are the most for a Notre Dame true freshman since KJ Stepherson also had five in 2016 and dating back to 1996, rank only behind Michael Floyd's seven in 2008 for an Irish freshman wide receiver.
- ### FAISON FLASHES
- Now sophomore **WR Jordan Faison** joined the Notre Dame football team during 2023 preseason camp as a walk on, planning to compete for a roster spot with the team and, as one of the top prep lacrosse players in the nation, join the defending national champion Notre Dame lacrosse team as a scholarship player in the spring of 2024.
  - Faison's football acumen and a rash of injuries to the Irish wide receiver group changed those plans a bit, as Faison made his collegiate athletics

# THE OFFENSE

debut in 2023 at No. 25 Louisville, catching two passes for 48 yards - which included a 36-yard touchdown grab.

- Faison's debut was just the beginning. He would end the season with 19 catches for 322 yards and four touchdowns, capping the year by earning Sun Bowl MVP honors with five catches for 115 yards and a touchdown.
- Faison competed with the men's lacrosse team and won a national championship in 2024.
- For the second-consecutive game, Faison led Irish receivers in the 23-10 Quarterfinal victory over Georgia. Faison posted four receptions for 46 yards in the win.
- Faison led Irish receivers in the CFP First Round win over Indiana (27-17) with seven receptions for 89 yards, in addition to a 43-yard kickoff return.
- Faison scored Notre Dame's first touchdown of the night in the Irish victory over No. 18 Army, 49-14. Faison led all receivers on the day with two catches for 46 yards, including a 28-yard touchdown pass.
- Faison helped the Irish start fast, as he sped to the end zone, bringing in a 28-yard pass from senior quarterback Riley Leonard to put the Irish up 7-0 after their first offensive drive. Faison's second pass came from sophomore quarterback Steve Angeli, an 18-yard reception for a first down that set the Irish up with first-and-goal, eventually leading to a Notre Dame touchdown.
- Faison played a key role on offense and special teams in the 35-14 win over Virginia. He posted two catches for 25 yards and also played a key role on punt coverage.
- He posted two receptions for 25 yards in Notre Dame's 52-3 win over Florida State. He played a major role in the two-minute, 77-yard drive to end the first half that cemented Notre Dame's momentum. On fourth-and-10 at the FSU 34-yard line, with 21 seconds remaining in the half, Faison snagged a 22-yard grab to keep the scoring hopes alive. Notre Dame scored a touchdown on the immediately-following play, going up 21-3 into the half.
- Faison was named the Burlsworth Trophy Walk-On of the Week for his impact on offense and on special teams in the 31-24 win over No. 15 Louisville. Faison started at wide receiver and hauled in two passes for 17 yards, including one for a first down. On special teams, Faison rushed the punter on a high snap, knocking the ball out of reach and allowing for a Notre Dame recovery at the Louisville four-yard line. It led to a Notre Dame touchdown on the following play.
- Faison made an impact on offense and special

teams in the statement 51-14 win over No. 24 Navy. He led all receivers on the field with four receptions for 52 yards, including 25 yards-after-catch. In addition, he saw action on special teams, returning a kickoff 16 yards, the only Notre Dame kickoff return of the day.

- In the second quarter, Faison snagged a 17-yard pass on fourth-and-7, allowing the Irish to convert and keep the drive alive that would eventually result in a touchdown to put Notre Dame up 28-7. Later on in the quarter, he caught a 26-yard pass on first down to kick off an Irish field goal drive.

## IMPACT IN MULTIPLE PHASES

- **WR Jayden Harrison** was a first-team All-American as a kick returner at Marshall last season, finishing second in the country with a 30.7 yards-per-return average. He tied for the FBS lead with two kick return touchdowns in 2023.
- Harrison broke free for a 98-yard kickoff return touchdown in the 23-10 Quarterfinal victory over Georgia. Harrison's 98-yard kick return to start the second half is the second-longest kick return in Sugar Bowl history, behind Andre Debose's 100-yard effort for Florida in 2013. He replaced Notre Dame's Al Hunter in second place, who returned a 93-yard kick against Alabama in the 1973 Sugar Bowl National Championship game.
- Harrison's return also set a Notre Dame postseason record for longest kickoff return, topping the previous high of 96, Armando Allen vs. Hawai'i ('08 Hawai'i Bowl), and ties for seventh all-time in long kick returns in Notre Dame records.
- Harrison was all over the field for the Irish in the 35-14 win over Virginia, leading Irish receivers with 41 yards on the day (including a touchdown), returning two kickoff for 27 total yards, and posting a monumental special teams tackle.
- Harrison's special teams tackle came in the first quarter on a 64-yard punt by Irish punter James Rendell. Harrison sped down and made the tackle, only allowing a one-yard return. In the second quarter, Harrison snagged his first touchdown of the season on an eight-yard pass to put the Irish up 14-0.
- Entering 2024, Harrison had returned 60 kickoffs for 1,522 yards (25.4 yards per return average) and three touchdowns while catching 71 passes for 779 yards and four scores. In 2023, Harrison played in all 13 games for Marshall (started four), totaling 28 receptions for 410 yards (14.6 yards per reception) and a touchdown.
- Harrison was recognized as a finalist for the Jet Award in 2023 and was named to watch lists for

the Jet Award and the Hornung Award in 2024. He was named a 2023 Walter Camp, FWA and CBS Sports First Team All-American.

## KRIS MITCHELL JOINS THE IRISH

- **WR Kris Mitchell** posted his first touchdown in an Irish uniform in the 49-7 victory over Stanford.
- A transfer from FIU, in 2023 Mitchell led CUSA and ranked in the Top 20 nationally in receiving yards (1,118 - 18th nationally) and receiving yards per game (93.2 - 13th nationally). He owns 100 career receptions for 1,663 yards and 11 touchdowns.
- In 2023, Mitchell played in all 12 games in 2023, finishing the season as FIU's leading receiver as he totaled 64 catches for 1,118 yards with seven touchdowns. He averaged 93.2 yards per game, recording at least one reception in all 12 games and multiple receptions in 11 games.

## JAYDEN THOMAS RETURNS

- **WR Jayden Thomas** recorded his first touchdown catch of the season in the 49-7 win over Stanford, and added another in the 27-17 CFP First Round win over Indiana.
- Thomas entered the 2023 season as Notre Dame's leading returning receiver and served in that role in the first four games of the year, catching 12 passes for over 180 yards and a touchdown. Over the next six games, Thomas would deal with a nagging hamstring injury that dropped his production to five total catches.
- In 2022, Thomas posted 25 receptions for 361 yards and three touchdowns, with 14.4 yards per catch.

## MITCH-A-PALOOZA

- A 2024 Mackey Award semifinalist, **TE Mitchell Evans** had a breakout season in 2023 before being sidelined with an injury. He played in eight games as a junior, starting seven, and ended the season as the team's top receiving target, averaging 52.8 yards per game. Through those eight games, Evans totaled 29 receptions for 422 yards and a touchdown during the season, averaging 14.6 yards per catch.
- Evans made several key plays in the 27-24 Semifinal victory over Penn State in the Orange Bowl, with five receptions for 58 yards. Two of his receptions were good for third-down conversions.
- Evans made a difference for the Irish in the 49-35 win at USC, leading the Irish in receiving, scoring a momentum-shifting touchdown at the end of the third quarter, and catching a pass on a successful fake punt. Evans posted five receptions for 59 yards and a touchdown.



# THE OFFENSE

- Evans played a key role in Notre Dame's dominant performance in the 49-14 win over No. 18 Army. Evans caught two passes for 25 yards and played a key blocking role for the Irish.
- Evans posted four catches for 34 yards and a touchdown in the 35-14 win over Virginia. It marks his second-consecutive week scoring a touchdown for the Irish.
- Evans' touchdown came when Evans caught a pass from Leonard a few yards short of the goal line, then powered through Virginia defenders and dove to the end zone for the score.
- Evans helped the Irish to a 52-3 victory over Florida State, posting two receptions for 21 yards and a touchdown, as well as playing a key role in the blocking game.
- The Irish regained the ball up 14-3 with less than two minutes remaining in the first half. After marching 65 yards, Evans snagged a pass in the back corner of the end zone, cementing momentum for the Irish leading into halftime, now up 21-3.
- Evans played a key role for the Irish in the statement 51-14 win over No. 24 Navy. Evans posted two catches for 25 yards. Both of his catches resulted in first downs, and both catches came on drives which ultimately scored points for the Irish.
- Evans played an important role in Notre Dame's 31-13 win over Georgia Tech, posting four catches for 26 yards, including 24 yards after catch, on the day.
- His four catches included one for a first down. He played a significant role in blocking for Notre Dame, helping pave the way for 168 rushing yards and 217 passing yards. He also played a role on special teams for the Irish.
- Evans delivered a key draw on Notre Dame's second touchdown of the day, luring two defenders away to ensure a path for quarterback Riley Leonard to rush into the end zone, allowing Notre Dame to take the lead which they would not relinquish.
- Evans made a mark in Notre Dame's dominant 66-7 win at Purdue, Purdue's largest defeat in program history. Evans caught three passes for 27 yards, two for third-down conversions of six yards or more. Both catches kept drives alive that led to touchdowns, one on the immediately-following play.
- To that point in the season, six of his seven receptions had been for first downs (86 percent), and four of Evans' seven receptions (57 percent) had been third-down conversions.

## THE STABLE

- The departure of NFL Draft pick Audric Estimé, who led the Irish in rushing in 2023 (1,341, good for fifth-most in program history), paved the way for sophomore running backs Jeremiyah Love and Jadarian Price to lead the Notre Dame rushers group.
- Notre Dame's rushing offense has been a force in 2024, combining headline running backs Jeremiyah Love and Jadarian Price, third-down freshman back Aneyas Williams, and versatile quarterback Riley Leonard.
- Among FBS players with 100 or more carries this season, Love (7.1) and Price (6.3) are ranked in the FBS Top 25 in yards per carry (Love eighth, Price 22nd). Notre Dame is one of just two teams with two players in the Top 25, and the only team with two running backs in the Top 20.
- Notre Dame tied for second at the end of the regular season among all FBS teams in rushes of 50 or more yards with seven (by four players, with seven touchdowns).
- Notre Dame's rushing offense ranks No. 2 among the Power 4 in yards per carry (5.83), ranking No. 4 among all FBS teams. The Irish rank No. 5 among Power 4 teams in rushing offense (210.8).
- With 44 rushing touchdowns, the Irish lead all Power 4 teams and rank third among all FBS programs in rushing touchdowns.
- Love and Leonard have each had a rushing TD in the same game 11 times this season, becoming the most by any FBS duo in any season in the last 25 years (surpassing Nevada's Colin Kaepernick and Vai Taua with 10 in 2010).
- Love, Leonard and Price each had at least 600 rushing yards and six rushing touchdowns this season, one of only two FBS teams to have a trio accomplish that feat along with West Virginia.
- Nine Irish rushers combined for 362 yards at Purdue, one of five teams to rush for 360 or more yards that weekend, and one of two to do so against a Power 4 opponent.
- Notre Dame was the only FBS squad with three separate rushers at 86 or more rushing yards against a Power 4 defense that weekend, and one of just two FBS teams overall to achieve the feat that weekend.

## LOVE IT

- **RB Jeremiyah Love** rushed for a touchdown in the first 13 games this season. He has totaled 17 rushing touchdowns this season, in addition to two receiving touchdowns. He was the only FBS player to have scored a rushing touchdown in every regular season game this season.

- Love has 1,122 rushing yards so far in 2024, the 21st time an Irish player has broken the 1,000-yard rushing mark in a season. He is averaging 7.1 yards per carry, which would rank second among all single-season 1,000-yard rushers in ND records (Reggie Brooks, 1992, 8.0 - 1,343).
- He has broken the record for the most consecutive games with a rushing touchdown in Notre Dame history with 13 (passing 11 - Wayne Bullock, 1973-74, 17 total rushing TDs during streak).
- The 13-consecutive games to start a season is also a program record, besting Autry Denson's season-opening run of 10 in 1998
- Love powered for his 17th rushing touchdown of the season, a two-yard battle in which he broke multiple tackles, in the 27-24 Semifinal win over Penn State in the Orange Bowl.
- In the 27-17 CFP First Round win over Indiana, Love stole the show with a 98-yard scoring jaunt on Notre Dame's second possession, tying the school record for longest rush, and setting a new College Football Playoff record for longest run in the history of the CFP (previously Ezekiel Elliott, 85 yards in 2015).
- Love totaled 108 rushing yards on the night, his fifth 100-yard rushing performance of the season, and reached the 1,000-yard rushing mark for the season.
- Love again shone in the 49-35 victory at USC, rushing 13 times for 99 yards and a touchdown, also catching three passes for 38 yards. He broke the Notre Dame record for consecutive games with a rushing touchdown (12), a record that had stood since 1974. He extended his record of consecutive games with a rushing touchdown to open the season (also 12).
- Notre Dame rushed for 258 yards and three touchdowns total that game, as Love was joined by fellow running back Jadarian Price (111 yards and a touchdown) and quarterback Riley Leonard (50 yards and a touchdown).
- Love put together one of the most complete games of his career with a three-touchdown, 136-all purpose yard performance in the 49-14 win over No. 18 Army.
- It marked just the third time this season a Power 4 running back has posted 130 rushing yards on fewer than 10 carries in a single game (Xavier Brown, Virginia; Dawson Pendergrass, Baylor).
- Love posted seven carries for 130 yards and two touchdowns (including a 68-yard long), while reeling in a six-yard pass and hurdling a defender for a receiving score. It marks Love's second-consecutive 100+-yard rushing game, and fourth such game of the season.

## THE OFFENSE

- His receiving touchdown was his second of the season, grabbing a short pass and speeding towards the end zone, hurdling a defender to put the Irish up by two touchdowns in the first quarter. In the second quarter, he broke into the end zone on a 12-yard rush to put Notre Dame up 21-7.
- Then, on Notre Dame's first play of the third quarter, Love broke off a 68-yard touchdown jaunt to give Notre Dame a 35-7 lead.
- Love put together a monster performance in the 35-14 win over Virginia, posting 16 carries for 137 yards and two touchdowns, including a 76-yard breakaway run for a score. The 137 total yards, and the 76-yard long, were both career-highs for Love. It marked his third-career 100-yard game.
- The sophomore scored the first touchdown of the day on a four-yard rush, ending Notre Dame's first drive. Midway through the third quarter, after a four-yard rush for a first down, Love broke through the middle for a 76-yard rush to put Notre Dame up 35-0. The rush was good for third-longest rush by an FBS player that weekend.
- Love was the only player that weekend to total both 137 rushing yards or more and two or more rushing touchdowns against a Power 4 opponent.
- Love notched his second-career 100-yard rushing game in Notre Dame's statement 51-14 win over No. 24 Navy. He totaled 12 carries for 102 yards and two touchdowns, his first-career game with multiple rushing touchdowns, including a 64-yard long scoring run (the longest of his career). He also played a role in the pass game, snagging a reception, and led the Irish in all-purpose yards on the day.
- The running back room was on full display in the 66-7 win at Purdue. Love notched his first-career 100-yard rushing game in the win, the largest win by a team over Purdue in Purdue's history. Love totaled 109 rushing yards and a touchdown, adding 18 yards in the air. His 127 all-purpose yards led all players in the game.
- Love sealed the 23-13 victory for No. 7 Notre Dame at No. 20 Texas A&M with a 21-yard rushing TD in the final minutes of the game. Love led all rushers at Kyle Field with 91 yards on 14 carries, averaging 6.5 yards per carry. He also added a reception for three yards on Notre Dame's first offensive play of the evening. Price scored Notre Dame's first touchdown of the win at Texas A&M, a 47-yard jaunt.
- With 6:23 remaining in the game and a 13-13 tie score, Love joined quarterback Riley Leonard and the Irish offense on an eight-play, 85-yard drive on which Love posted 36 rushing yards, including a 21-yard touchdown rush, breaking

multiple tackles. The go-ahead touchdown allowed for an Irish victory.

- Love led Irish rushers vs. Northern Illinois with 11 carries for 79 yards and a touchdown. His score came after a gravity-defying hurdle by Love to score on a 34-yard long rush.
- A true freshman running back in 2023, Love rushed for 385 yards on 71 carries, seeing at least three carries in all 13 games in 2023. He broke off two 30-yard runs, including a 36-yard scoring jaunt against Tennessee State.

### PRICE IS RIGHT

- **RB Jadarian Price** posted his first multi-touchdown game in the 49-14 win over No. 18 Army, scoring two touchdowns on the ground with 10 carries for 53 yards.
- Price led the Irish in the 52-3 win over Florida State with seven carries for 95 yards, including a 65-yard touchdown rush to give the Irish a 14-3 lead.
- His touchdown rush was his third carry on three-consecutive plays, as he broke through Florida State's highly regarded defensive line for a 65-yard jaunt, evading a defender and staying in bounds to score. He had previously totaled 19 yards on the two immediately-preceding carries.
- Price produced a big game at Purdue, rushing for 86 yards, including a 70-yard touchdown rush to close the first half.
- Sideline for his true freshman campaign in 2022 with an injury, Price flashed his big-play potential throughout the 2023 season. That potential included a touchdown run on his first career carry, a touchdown reception on his second career catch and a 99-yard kickoff return against No. 10 Southern Cal on his fifth career return opportunity. He capped the season by leading the Irish in rushing with 106 yards on 13 carries with one touchdown in the 40-8 Sun Bowl victory over No. 21 Oregon State.

### DEPTH

- Two true freshmen, **RB Anevas Williams** and **RB Kedren Young**, have seen playing time as members of the multi-faceted Irish running backs room, with Williams seeing time as a third-down back for the Irish
- Williams made a significant impact in the 27-24 Semifinal win over Penn State in the Orange Bowl, posting five receptions for 66 yards and two carries for 17 yards. He played a key role in the field goal drive to end the first half, and hauled in a 36-yard reception on Notre Dame's first drive of the second half, leading to a tying touchdown.

- Williams broke off a career-long run for a 58-yard touchdown in the 49-14 win over No. 18 Army.
- Williams scored his first-career touchdown to put Notre Dame up 49-7 in the win over Stanford.
- Young scored his first-career touchdown in the 51-14 win at No. 24 Navy.
- Williams recorded a career-long reception on the opening drive of the 52-3 win over Florida State, a 28-yard pass to covert on third down, eventually leading to a Notre Dame touchdown.
- A jack-of-all-trades running back who transferred from Penn State in 2023, graduate **RB Devyn Ford** immediately established himself as one of Notre Dame's top special teams players. He returned seven kickoffs, rushed eight times for 44 yards, caught four passes for 34 yards and a touchdown and made four special teams tackles in 2023.
- Sophomore **RB Gi'Bran Payne** suffered a spring injury that will sideline him for the 2024 season. In 2023, Payne led the team with 11 third-down conversions. He finished the year with 45 carries for 168 yards and two touchdowns, while also catching nine passes for 58 yards and two scores.

### THE TRENCHES

- Notre Dame's offensive line presents some new faces in 2024 with the departures of NFL Draftees Joe Alt and Blake Fisher.
- Pat Coogan, Ashton Craig, Billy Schrauth, Tosh Baker, Rocco Spindler and Charles Jagusah own starting experience. Jagusah had missed 2024 up until the Quarterfinal game vs. Georgia with a torn right pectoralis muscle.
- Variations in offensive line structure from week to week are not uncommon for the Irish, who are traditionally a perennial standard in OL play.
- In the last five seasons, Notre Dame has employed at least two variations in offensive line personnel for its starters in each season. The Irish saw three offensive line makeups in 2023, two in 2022, six in 2021, five in 2020 and three in 2019.
- With three new starters on the offensive line, the Irish have continued their standard of trench play. Notre Dame's rushing offense ranks No. 2 among the Power 4 in yards per carry (5.83), ranking No. 4 among all FBS teams. The Irish rank No. 5 among Power 4 teams in rushing offense (210.8).
- With 44 rushing touchdowns, the Irish lead all Power 4 teams and rank third among all FBS programs in rushing touchdowns.

## THE OFFENSE

- True freshman OL **Anthonie Knapp** was named to the ESPN Freshman All-America Team, *The Athletic* Freshman All-America Second Team, the College Football Network Freshman All-America Team and the 247Sports True Freshman All-America Team.
- Notre Dame has outpaced their opponents' average yards allowed entering the game in every game this season. The Irish have rushed for an average of 92.8 yards more than each opponent's average rushing yards allowed entering the game, while outpacing their average yards-per-carry allowed entering each game by an average of 2.29 yards per carry.
- Irish linemen **Aamil Wagner**, **Sam Pendleton** and **Anthonie Knapp** all made their starting debuts in the 23-13 victory at No. 20 Texas A&M.
- **Coogan** and **Spindler** made their first starts of 2024 against Miami due to injuries to **Craig** and **Schrauth**. **Jagusah** and **Baker** stepped in with injuries to **Knapp** and **Spindler** in the Quarterfinal vs. Penn State.
- The Irish paved the way for 436 total yards of offense for Notre Dame at USC, including 258 rushing yards against a USC defense that entered the game averaging just 130.1 rushing yards allowed. Notre Dame rushed for three touchdowns and passed for two, while averaging 6.8 yards-per-carry (more than 2.5 more yards-per-carry than USC had allowed entering the game).
- The line was dominant in the 49-14 win over No. 14 Army. The Irish posted 462 total yards of offense against a defense that ranked fifth in the nation in total defense entering the game (Army allowed 273.9 yards per game entering the game). Notre Dame blew it out of the water, never punting the ball and posting 273 rushing yards on an Army defense that entered the game ranked third in FBS in rushing defense (82.6).
- The Irish O-Line paved the way for Notre Dame's 448 yards of total offense in the 35-14 win over Virginia. The Irish rushed for 234 yards on the day, posting two rushing touchdowns, while quarterback **Riley Leonard** passed for 214 yards and three touchdowns.
- Notre Dame dominated the time of possession battle, controlling the ball for 34:36 minutes of play.
- In the 52-3 win over Florida State, Notre Dame's offense racked up 453 total yards and was 5-5 in the red zone, with 201 rushing yards and four rushing touchdowns on the day as a team.
- **Schrauth** returned to the starting lineup in the 51-14 win at No. 24 Navy. The line paved the way for 466 yards of total offense, 265 on the ground and 201 in the air. Irish rushers ran for four touchdowns, including two from running back **Jeremiyah Love**,

and the Irish were 5-6 in the red zone (missed field goal). The line gave up only one sack on the day, allowing quarterback **Riley Leonard** to pass for 178 yards and two touchdowns, and rush for 83 yards and a touchdown.

- **Coogan** snagged the first catch of his career on a tipped pass, executing a one-handed grab, gained 11 yards and earned a first down for the Irish, in the 49-7 win over Stanford.
- **Spindler** and **Coogan** were called into action in the dominant 66-7 win over Purdue when **Craig** and **Schrauth** left the game with injuries.
- The offensive line paved the way for nine Irish rushers to combine for 362 yards vs. Purdue, one of five teams to rush for 360 or more yards that weekend, and one of two to do so against a Power 4 opponent. Sophomore running back **Jeremiyah Love** and senior quarterback **Riley Leonard** both reached the 100-yard rushing mark, while sophomore running back **Jadarian Price** totaled 86 rushing yards.
- Notre Dame was the only FBS squad with three separate rushers at 86 or more rushing yards against a Power 4 defense that weekend, and one of just two FBS teams overall to achieve the feat that weekend.

## SPECIAL TEAMS

- While Notre Dame's special teams feature new faces at all three specialist positions, special teams coordinator **Marty Biagi** enters his second season with the Irish.
- Graduate **K Mitch Jeter** and senior **P James Rendell** both made their Irish debuts in the 23-13 season-opener at Texas A&M.
- Notre Dame ranks first nationally (tied) in blocked kicks (6), second in blocked punts (3), and eighth in kickoff return defense (15.86).
- The Irish have wreaked havoc on punt and kick coverage, and freshman DL **Bryce Young** leads the way. The true freshman ranks second in the nation (tied) in blocked kicks with three on the year (two blocked field goals and a blocked punt). He is one of three players in the nation with three or more blocked kicks, and the only freshman. The other two are seniors.
- Notre Dame's 72 PATs in 2024 are the most in a season in program history.
- **Jeter** again delivered in the 27-24 Semifinal win over Penn State in the Orange Bowl with two 41-yard field goals, one as the first half ended to make it a one-score game, and the second to win the game at the end of the fourth quarter. His 41-yard go-ahead field goal with 12 seconds remaining was the first successful go-ahead field

## SPECIAL TEAMS

goal in the fourth quarter in CFP history -- kickers were 0-4 all-time in such situations in CFP games leading into the Orange Bowl.

- Irish special teams had a remarkable day in the 23-10 Quarterfinal win over Georgia. **Jeter** went 3-3 on field goals, all more than 40 yards (44, 48, 47), and 2-2 on extra points, while **Rendell** punted five times, averaging 43.4 yards with a 54-yard long.
- **Jeter's** three field goals of 40+ yards were the most such field goals made by a kicker in a CFP game ever.
- The biggest special teams play of the day came on **Jayden Harrison's** 98-yard kickoff return touchdown to begin the second half.
- **Harrison's** 98-yard kick return to start the second half is the second-longest kick return in Sugar Bowl history, behind **Andre Debose's** 100-yard effort for Florida in 2013. He replaced Notre Dame's **Al Hunter** in second place, who returned a 93-yard kick against Alabama in the 1973 Sugar Bowl National Championship game.
- **Harrison's** return also set a Notre Dame postseason record for longest kickoff return, topping the previous high of 96, **Armando Allen** vs. Hawai'i ('08 Hawai'i Bowl), and ties for seventh all-time in long kick returns in Notre Dame records.
- **Jeter** showed out in the 27-17 CFP First Round win over Indiana, making two field goals from 49 yards and 33 yards.
- **Rendell** posted the most productive game of his career in the 35-14 win over Virginia, punting five times for an average of 47.6 yards per punt, with a 64-yard long. He dropped four of five punts within the 20-yard line.
- **Rendell** stacked another productive game and made a statement in his opportunities in the 49-35 win at USC. While **Rendell** only punted twice, he averaged a whopping 51.0 yards per punt with a 60-yard long. **Rendell** dropped one punt inside the 20-yard line, and the other was punted from deep in his own territory at the Notre Dame 10-yard line.
- **Rendell's** 60-yarder pinned USC at their own 16-yard line, and the ensuing Trojan drive resulted in a pick six which gave the Irish a 42-28 lead.
- This season, **Rendell** has posted zero touchbacks all year, while pinning 18 punts inside the 20-yard line and posting six punts of 50 or more yards.
- **Rendell's** first punt of the game was his 64-yarder, his longest punt of the season. Virginia was only able to muster a one-yard return on the punt. The 64-yard punt was the sixth-longest punt by an FBS player this weekend.
- Virginia attempted to return four of the five punts, but only totaled 10 yards of punt returns, credit to



## SPECIAL TEAMS

Rendell's hangtime and skill to allow Notre Dame to cover.

- Rendell was pressed into service early, punting on four-consecutive drives in the first half. On those four punts, Rendell pinned the Cavaliers to start their drives on their own 14.25 yard-line, on average.
- The Irish got a hand on two punts vs. Florida State, one from S Adon Shuler and one from LB Preston Zinter.
- The Irish made a mark stealing plays in the 31-13 win at Georgia Tech, successfully executing a fake punt for a first down, blocking a field goal, faking a field goal and turning a Georgia Tech muffed snap into a 15-yard loss on a field goal attempt.
- The fake punt was executed by TE Davis Sherwood, WR Jayden Harrison and RB Jeremiyah Love.
- True freshmen made an impact on special teams in the win over Georgia Tech, as DL Bryce Young blocked his second field goal of the season, while CB Leonard Moore covered the muffed field goal snap to notch a 16-yard TFL.
- Jeter connected on seven extra points, going 1-1 on a 42-yard field goal, and seven kickoffs with five touchbacks (64.6 avg.), helping Notre Dame to a historic 66-7 win at Purdue, the largest margin of defeat in Purdue history. Jeter was perfect on the day and racked up 11 kicking points
- Jeter connected on three-of-three field goals at Texas A&M, two for 46 yards and one for 26 yards, and two extra points for a perfect evening at Kyle Field. Jeter's 11 kicking points on the evening were the second-most by any kicker that weekend facing a Top 25 opponent. With two field goals over 40 yards, Jeter was one of two kickers that weekend with two field goals of 40+ yards made

against a Top 25 team. Of the 15 kickers that weekend who made two or more field goals over 40 yards this weekend, Jeter was one of 10 who were perfect on all their kicking attempts, and one of six who earned a perfect field goal percentage on three or more attempts

- Rendell punted five times and averaged 42.8 yards per punt in his first-ever American football game vs. Texas A&M. The Australia native notched a 49-yard long while dropping three of his five punts inside the 20 with zero touchbacks. Of his five punts, four were over 40 yards, and all placed Texas A&M at their own 37-yard line or further. Only two ensuing A&M drives resulted in scores.
- In 2023, Notre Dame scored touchdowns on four different special teams plays (a blocked field goal, a kickoff return touchdown, a punt return touchdown and a fumbled punt return recovered for a touchdown).
- The Irish boasted a 26.2-yard kickoff return average, which ranked fourth among all FBS teams in 2023.
- Mitch Jeter joins the Irish from South Carolina, where he ended the season as the Gamecocks' top point scorer. In 2023, he hit 12-of-14 field goal attempts and connected on 33-of-34 extra point attempts. He also handled kick off duties, kicking off 63 times with 41 touchbacks, averaging 62.3 yards per kickoff. Jeter owns a career 92.0 percent field-goal rate (23-25), connecting on 77-80 extra points.
- James Rendell enters his first season of American football in 2024, joining Notre Dame after playing in the Victorian Football League for the Frankston Dolphins from 2019-23, where he was named team MVP for Frankston in 2021. Rendell trained

with Prokick Australia, and is the son of the late Matt Rendell, a storied Australian Football League player who served as captain of Fitzroy from 1985-87 and won two club championships in 1982 and 1983.

- The Irish bring in a first-team all-american kickoff returner in Marshall transfer Jayden Harrison, who finished second in the country with a 30.7 yards-per-return average in 2023. He tied for the FBS lead with two kick return touchdowns in 2023. Throughout his career Harrison has returned 60 kickoffs for 1,522 yards (25.4 yards per return average) and three touchdowns

## SEASON NOTES

### NOTRE DAME SEASON NOTES

- Notre Dame has played at five professional sports stadiums in 2024: Yankee Stadium, Mercedes-Benz Stadium (twice), MetLife Stadium, Caesars Superdome and Hard Rock Stadium
- Notre Dame is the only school to play at five former Super Bowl sites this season (that do not serve as their home stadium) with games at Mercedes-Benz Stadium, MetLife Stadium, the Los Angeles Coliseum, Caesars Superdome and Hard Rock Stadium.
- See page 34 for more information on games played in NFL stadiums.
- The Irish again took part in the Shamrock Series in 2024, playing a home game away from home, this season with a 49-14 win vs. No. 18 Army at Yankee Stadium. Notre Dame is now 19-6-3 at Yankee Stadium and 12-0 in the Shamrock Series.

## OPPONENT HISTORY

### OHIO STATE (2-6-0)

H: 1-2-0; A: 1-2-0; N: 0-2-0

Site	Year	Rank	Result	ND	Opp
Away	1935		W	18	13
Home	1936		W	7	2
Away	1995	15-7	L	26	45
Home	1996	5-4	L	16	29
2006 Fiesta Bowl, Sun Devil Stadium, Tempe, AZ	2005	5-4	L	20	34
2016 Fiesta Bowl, Uni. of Phoenix Stadium, Glendale, AZ	2015	8-7	L	28	44
Away	2022	5-2	L	10	21
Home	2023	9-6	L	14	17

# OPPONENT NOTES

## CONNECTIONS

- A handful of Notre Dame players hail from the state of Ohio: sophomore running back Gi'Bran Payne (Cincinnati), freshman safety Ben Minich (West Chester), freshman defensive lineman Brenan Vernon (Mentor), freshman cornerback Karson Hobbs (Cincinnati), freshman safety Taebron Bennie-Powell (Cincinnati), sophomore offensive lineman Aamil Wagner (Yellow Springs), senior tight end Mitchell Evans (Wadsworth) and junior kicker Zac Yoakam (Upper Arlington).
- Several Irish players hail from the state of Georgia: junior wide receiver Deion Colzie (McDonough), freshman defensive lineman Cole Mullins (Hoschton), freshman offensive lineman Anthonie Knapp (Roswell) and junior wide receiver Jayden Thomas (Paulding County).
- Former Notre Dame linebacker JD Bertrand now plays for the Atlanta Falcons, and defensive end Khalid Kareem is on the Falcons' reserve squad, playing home games in Mercedes-Benz Stadium.
- Dick Corbett Head Football Coach Marcus Freeman graduated from Ohio State in 2007, where he earned academic All-Big Ten and academic all-district honors. He was a four-year letter winner for the Buckeyes from 2004 to 2008, earned second team All-Big Ten honors in 2008, while helping lead Ohio State to four conference titles, three BCS bowls and two trips to the national title game during his career (2007 and 2008).

## 2024 STATISTICAL COMPARISON

### NATIONAL RANKINGS

	ND	OSU
Rushing Offense	14th (210.8)	66th (163.2)
Passing Offense	102nd (194.3)	25th (265.1)
Total Offense	52nd (405.1)	30th (428.3)
Scoring Offense	Sixth (37.0)	12th (35.8)
Rushing Defense	41st (133.0)	Third (89.9)
Passing Defense	Second (165.3)	First (161.1)
Total Defense	Ninth (298.3)	First (251.1)
Scoring Defense	Second (14.3)	First (12.2)
Net Punting	43rd (39.75)	67th (38.96)
Punt Returns	104th (5.39)	52nd (9.00)
Kickoff Returns	23rd (23.65)	132nd (10.50)
Turnover Margin	Fifth (1.13)	46th (0.27)
Time of Possession	58th (30:20)	65th (30:10)

## THE LAST TIME - OHIO STATE

### Sept. 23, 2023 - Notre Dame Stadium (South Bend, Ind.)

Notre Dame (4-1) lost its first game of the year 17-14 to No. 6 Ohio State (4-0) by a single inch, with the Buckeyes powering in a one-yard run that barely touched the end zone with one second remaining in a hard-fought battle.

The Irish took their first lead of the game 14-10 on a Sam Hartman two-yard touchdown pass to Rico Flores Jr. with 8:22 left in the game. A clutch fourth-down stop by the Irish at their own 11-yard line gave the offense the ball back, but Ohio State forced a Notre Dame punt with 1:26 remaining.

The Buckeyes then drove 65 yards in 15 plays earning the winning score with a one-yard touchdown run.

Hartman finished the game 17 of 25 passing for 175 yards and a touchdown. Audric Estimé led the rushing attack with 70 yards while Mitchell Evans led all Irish receivers with a career-best seven catches for 75 yards. On the defensive side, Javonte Jean-Baptiste and JD Bertrand led the effort with eight tackles, respectively.

Score by Quarters	Q1	Q2	Q3	Q4	Total
Ohio State	0	3	7	7	17
Notre Dame	0	0	7	7	14

Qtr	Time	Scoring Play	V-H
2nd	00:26	OSU - #38 J.Fielding 31 yd FG, 12-66, 03:20	3-0
3rd	11:14	OSU - #32 T.Henderson 61 yd rush (#38 J.Fielding kick), 1-61, 00:11	10-0
	03:35	UND - #3 G.Payne 1 yd rush (#32 S.Shrader kick), 13-75, 07:39	10-7
4th	08:22	UND - #17 R.Flores Jr. 2 yd pass from #10 S.Hartman (#32 S.Shrader kick), 11-96, 06:28 10-14	
	00:01	OSU - #19 D.Trayanum 1 yd rush (#38 J.Fielding kick), 15-65, 01:25	17-14

### LEADERS - BOTH TEAMS

RUSHING	No.	Net	TD	LG
Estimé (ND)	14	70	0	22
Henderson (OSU)	14	104	1	61

PASSING	C-A-I	Yds	TD	Long
Hartman (ND)	17-25-0	175	1	28
McCord (OSU)	21-37-0	240	0	40

RECEIVING	No.	Yds	TD	Long
Evans (ND)	7	75	0	25
Egbuka (OSU)	7	96	0	23

### TEAM STATISTICS

	OSU	ND
First Downs	19	22
Rushing Yards (Net)	126	176
Passing Yards (Net)	240	175
Total Offense	366	351
Penalties/Yards	5-35	4-50
Punts/Yards	3-115	2-92
Interceptions/Yards	0-0	0-0
Third-down Conversions	10-17	5-10

## NOTRE DAME VS. BIG OPPONENTS

Illinois .....	11-0-1
Indiana .....	24-5-1
Iowa .....	13-8-3
Maryland .....	2-0
Michigan .....	18-25-1
Michigan State .....	49-29-1
Minnesota .....	4-0-1
Nebraska .....	7-8-1
Northwestern .....	38-9-2
Ohio State .....	2-6
Oregon .....	1-0-1
Penn State .....	10-9-1
Purdue .....	60-26-2
Rutgers .....	5-0
Southern Cal .....	52-38-5
UCLA .....	4-0
Washington .....	8-0
Wisconsin .....	9-6-2
<b>Totals .....</b>	<b>316-169-22</b>

## OPPONENT NOTES - OHIO STATE

- Notre Dame and Ohio State are meeting for the ninth time, with Ohio State owning a 2-6 series lead. The two teams have met in the postseason twice previously, both times in the Fiesta Bowl in 2005 and 2016.
- Both teams have been ranked on six previous occasions in the series.
- The Irish have faced three Big Ten opponents this season, defeating Purdue (66-7), Indiana (27-17) and Penn State (27-24).

**NOTRE DAME OPPOSING TEAM HOME FIELD ATTENDANCE RECORDS**

Opponent	Stadium	Att. Record	Date	ND Rank	Opp Rank	Outcome
Air Force	Falcon Stadium	56,409	10/19/2002	7	18	W, 21-14
BYU	LaVell Edwards Stadium	66,247	10/16/1993	3		W, 45-20
Georgia	Sanford Stadium	93,246	9/21/2019	7	3	L, 17-23
Louisville	L&N Stadium	59,081	10/7/2023	10	25	L, 20-33
Northwestern	Ryan Field	55,752	10/27/1962		3	L, 6-35
Michigan	Michigan Stadium	115,109	9/7/2013	14	17	L, 30-41
Michigan State	Spartan Stadium	80,401	9/22/1990	1	24	W, 20-19
Southern Cal	L.A. Memorial Coliseum	105,236	12/6/1947	1	3	W, 38-7
Georgia Tech	Bobby Dodd Stadium	56,680	9/2/2006	2		W, 14-10
Temple	Lincoln Financial Field	69,280	10/31/2015	9	21	W, 24-20

**NOTRE DAME ATTENDANCE RECORDS - NEUTRAL SITES**

Opponent	Stadium	Att.	Date	ND Rank	Opp Rank	Outcome
BYU	Allegiant Stadium	62,742	10/8/2022		16	W, 28-20
Alabama	Hard Rock Stadium	80,120	1/7/2013	1	2	L, 14-42
Southern Cal	Soldier Field	120,000	11/26/1927			W, 7-6
Boston College	Fenway Park	38,686	11/21/2015	5		W, 19-16
Navy	Aviva Stadium (Dublin, Ireland)	49,000	8/26/2023	13		W, 42-3
Syracuse	MetLife Stadium	76,802	9/27/2014	8		W, 31-15
Army	Yankee Stadium	54,251	11/20/2010			W, 27-3
Oregon State	Chase Field (Insight Bowl)	45,917	12/8/2004			L, 21-38
Army	Shea Stadium	61,000	10/9/1965	7		W, 17-0
Miami FL	Sun Bowl Stadium	54,021	12/31/2010			W, 33-17
Oregon State	Sun Bowl Stadium*	48,223	12/29/2023	15	21	W, 40-8

\*Sun Bowl Stadium was reconfigured in 2021 and the capacity crowd number dropped from Notre Dame's appearance in 2010.

**NOTRE DAME ATTENDANCE TOP 10 APPEARANCES**

Stadium	Opponent	Rank	Att.	Date	ND Rank	Opp Rank	Outcome
Cotton Bowl Stadium (Cotton Bowl)	Texas	2nd	76,601	1/2/1978	5	1	W, 38-10
Michie Stadium	Army	2nd	42,503	10/20/1973	8		W, 62-3
Tulane Stadium	Alabama	3rd	85,372	12/31/1973	3	1	W, 24-23
FedEx Stadium	Navy	3rd	78,844	11/14/1998	12		W, 30-0
Acrisure Field	Pitt	t-3rd	68,400	11/7/2015	8		W, 42-30
Kyle Field	Texas A&M	4th	107,315	8/31/2024	7	20	W, 23-13
Darrel K. Royal Stadium	Texas	4th	102,351	9/4/2016	10		L, 47-50 20T
M&T Bank Stadium	Navy	4th	70,932	11/15/2008			W, 27-21
Sun Devil Stadium (Fiesta Bowl)	Ohio State	4th	76,196	1/2/2006	5	4	L, 20-34
State Farm Stadium (Fiesta Bowl)	Ohio State	5th	71,123	1/1/2016	8	7	L, 28-44
Sun Devil Stadium (Fiesta Bowl)	Oregon St.	5th	75,428	1/1/2001	10	5	L, 9-41
Superdome (Sugar Bowl)	Georgia	5th	77,895	1/1/1981	7	1	L, 10-17
Acrisure Field	Pittsburgh	6th	66,451	9/3/2005		23	W, 42-21
Beaver Stadium	Penn State	6th	110,078	9/8/2007		14	L, 10-31
Memorial Stadium	Clemson	7th	84,982	10/3/2015	6	12	L, 22-24
Superdome (Sugar Bowl)	LSU	6th	77,781	1/3/2007	11	4	L, 14-41
Sun Devil Stadium (Fiesta Bowl)	W. Virginia	6th	74,911	1/2/1989	1	3	W, 34-21

for college football games in all facilities listed above

**NOTRE DAME ATTENDANCE NOTES**

- Since Notre Dame began to establish its national brand in the 1920s, the Fighting Irish have been a sure-fire ticket selling game where ever their football schedule takes the team. Notre Dame owns attendance records at 10 opponent home venues across the country - by far the most of any FBS team (Florida State and Miami each have four such record games).
- The Irish also own nine attendance records at active neutral site venues, which includes Allegiant Stadium, Soldier Field, Hard Rock Stadium, Aviva Stadium in Dublin, Ireland and Sun Bowl Stadium.
- Notre Dame also owns several top-10 attendance numbers at stadiums across the country, which includes some of the top attendance marks at the Cotton Bowl, Fiesta Bowl, Sugar Bowl and other notable venues.
- The 2023 contest between Notre Dame and Duke in Wallace Wade Stadium was the most-attended Blue Devil home game since Nov. 11, 1989.
- Notre Dame's visit to No. 25 Louisville in 2023 set a new L&N Stadium record at 58,081.
- After setting a Sun Bowl Stadium record 13 years ago with 54,021 fans for a victory over Miami FL in 2010, Sun Bowl Stadium underwent a reconfiguration to drop the attendance number. For the 2023 game with Oregon State, Notre Dame again set the facility record at 48,223.

**TELEVISION RATINGS**

Notre Dame was among the top-15 most-viewed games in each of the 10 weeks the Irish were on a linear broadcast in 2023 and was among the top six most-watched games in six of those seven weeks. Notre Dame's regular-season finale at Stanford was on the Pac-12 Network and was not eligible to be rated or measured.

The Sun Bowl victory over Oregon State drew 3.26 million viewers and a 1.8 rating and was the 15th-most viewed bowl game from Dec. 26 through Jan. 1.

**NOTRE DAME TELEVISION RATING WEEK-BY-WEEK**

Wk.	Opponent	Network	Rating	Viewers	CFB Rating Ranking That Week
12	Wake Forest	NBC	0.9	1.48M	13
9	Clemson	ABC	1.9	3.24M	6
8	Pittsburgh	NBC	1.1	1.89M	11
7	Southern Cal	NBC	3.4	6.43M	2
6	Louisville	ABC	2.8	5.12M	3
5	Duke	ABC	2.9	5.32M	3
4	Ohio State	NBC	5.1	9.98M	2
2	NC State	ABC	1.7	2.93M	6
1	Tenn. State	NBC	0.9	1.56M	15
0	Navy	NBC	1.9	3.56M	1

- The 23-13 win at No. 20 Texas A&M in 2024 was the most-watched Saturday night football game in two years - 8.2 million viewers (the most since Notre Dame/Ohio State in 2022 with 10.5 million), and ABC's most-streamed regular season college football game ever.



# 2024

## 2024 SCHEDULE/RESULTS

Date	ND Rank/ Seed	Opp Rank/ Seed	Opponent	Location	W/L	Score	Att	Leading Rusher	Leading Passer	Leading Receiver	Leading Tackler
8-31	7/7	20/20	at Texas A&M	Kyle Field	W	23-13	107,315	Love (91)	Leonard (158)	Collins (62)	Kiser (8)
9-7	5/7		Northern Illinois	Notre Dame Stadium	L	14-16	77,622	Love (79)	Leonard (163)	Collins (45)	Watts (8)
9-14	18/19		at Purdue	Ross-Ade Stadium	W	66-7	61,441	Love (109)	Leonard (112)	Raridon (30)	Heard II/Onye (4)
9-21	17/18		Miami (OH)	Notre Dame Stadium	W	28-3	77,622	Leonard (143)	Leonard (154)	Collins (60)	Traore/Kiser (5)
9-28	16/14	15/17	Louisville	Notre Dame Stadium	W	31-24	77,622	Leonard (52)	Leonard (163)	Greathouse (61)	Moore (7)
10-12	11/12		Stanford	Notre Dame Stadium	W	49-7	77,622	Love (53)	Leonard (229)	Collins (85)	Bowen (7)
10-19	12/11		at Georgia Tech	Mercedes-Benz Stadium	W	31-13	59,021	Price (69)	Leonard (203)	Love (57)	Bowen (9)
10-26	12/11	24/24	at Navy	MetLife Stadium	W	51-14	76,112	Love (102)	Leonard (178)	Faison (52)	Kiser/Sneed (9)
11-9	10/8/10		Florida State	Notre Dame Stadium	W	52-3	77,622	Price (95)	Leonard (215)	Greathouse (66)	Kiser (6)
11-16	8/7/8		Virginia	Notre Dame Stadium	W	35-14	77,622	Love (137)	Leonard (214)	Harrison (41)	Hinish/Mills/ Shuler (4)
11-23	6/6/6	18/17/19	Army	Yankee Stadium	W	49-14	47,342	Love (130)	Leonard (148)	Faison (46)	Shuler/Ausberry (8)
11-30	5/5/5		at Southern Cal	LA Memorial Coliseum	W	49-35	73,241	Price (111)	Leonard (155)	Evans (59)	Watts (9)
12-20	3/3/7	9/9/10	Indiana	Notre Dame Stadium	W	27-17	77,622	Love (108)	Leonard (201)	Faison (89)	Watts (10)
1-2	3/3/7	2/2/2	Georgia	Caesars Superdome	W	23-10	57,267	Leonard (80)	Leonard (90)	Faison (46)	Shuler (8)
1-9	3/3/7	5/5/6	Penn State	Hard Rock Stadium	W	27-24	66,881	Love (45)	Leonard (223)	Greathouse (105)	Kiser (10)

## ESPN'S COLLEGE GAME DAY

The Irish are tied for sixth all-time in Game Day appearances with 37 combining visits by the show on campus, on the road or at a Shamrock Series venue (2021 vs. Wisconsin at Soldier Field). Notre Dame is 17-20 all-time with Game Day appearing to celebrate the match up. Notre Dame's most recent appearance was on Aug. 31, 2024, at Texas A&M, which averaged 2.5 million viewers. It marked the show's most-watched regular season episode since 2016.

Date	Opponent	W/L	ND	Opp	Corso Pick	Notes
9-4-1999	No. 16 Notre Dame	L	22	26	n/a	
11-6-1999	Notre Dame	L	14	38	Tennessee	
9-8-2001	No. 17 Notre Dame	L	10	27	Nebraska	
10-19-2002	No. 7 Notre Dame	W	21	14	Air Force	
10-26-2002	No. 6 Notre Dame	W	34	24	Florida State	
9-13-2003	No. 15 Notre Dame	L	0	38	Michigan	
9-18-2004	Notre Dame	W	31	24	Notre Dame	
11-27-2004	Notre Dame	L	10	41	Southern Cal	
9-3-2005	Notre Dame	W	42	21	Pittsburgh	
9-2-2006	No. 2 Notre Dame	W	14	10	Notre Dame	
11-25-2006	No. 6 Notre Dame	L	24	44	Southern Cal	
9-10-2011	Notre Dame	L	31	35	Michigan	
10-27-2012	No. 5 Notre Dame	W	30	13	Oklahoma	
11-24-2012	No. 1 Notre Dame	W	22	13	Notre Dame	
1-7-2013	No. 1 Notre Dame	L	14	42	Notre Dame	Miami Gardens, FL
9-7-2013	No. 13 Notre Dame	L	30	41	Notre Dame	
10-18-2014	No. 5 Notre Dame	L	27	31	Florida State	
10-3-2015	No. 6 Notre Dame	L	22	24	Notre Dame	
10-31-2015	No. 9 Notre Dame	W	24	20	Notre Dame	
11-11-2017	No. 3 Notre Dame	L	8	41	Notre Dame	
9-21-2019	No. 7 Notre Dame	L	17	23	Georgia	
12-19-2020	No. 2 Notre Dame	L	10	34	Clemson	Bank of America Stadium
9-25-2021	No. 12 Notre Dame	W	41	13	Notre Dame	Soldier Field
9-3-2022	No. 5 Notre Dame	L	10	21	Ohio State	
9-30-2023	No. 11 Notre Dame	W	21	14	Notre Dame	
8-31-2024	No. 7 Notre Dame	W	23	13	Notre Dame	
12-20-2024	No. 3 Notre Dame	W	27	17	n/a	Friday edition of College Game Day - CFP First Round
1-9-2025	No. 3 Notre Dame	W	27	24	Notre Dame	CFP Semifinal - Orange Bowl

Notre Dame leads all FBS teams in number of different NFL stadiums played since 2014 (including 2024 schedule). This season alone, the Irish have played in four: Mercedes-Benz Stadium twice (Atlanta Falcons), MetLife Stadium (New York Giants/New York Jets), Caesars Superdome (New Orleans Saints) and Hard Rock Stadium (Miami Dolphins). It marks the first time in program history that the Irish have played in Mercedes-Benz Stadium and Caesars Superdome.

Below is a list of teams which have played in seven or more NFL stadiums since 2014, including stadiums that may no longer be NFL Stadiums in 2024, but were NFL stadiums at the time of the game played.

NFL Stadiums played since 2014	Team	Stadiums
<b>17</b>	<b>Notre Dame</b>	<b>Arizona, Atlanta, Baltimore, Carolina, Chicago, Dallas, Indianapolis, Jacksonville, Las Vegas, Los Angeles (Coliseum), Miami, New Orleans, New York, Philadelphia, Pittsburgh, Tennessee, Washington</b>
10	Clemson	Arizona, Atlanta, Carolina, Dallas, Jacksonville, Miami, New Orleans, Pittsburgh, San Francisco, Tampa Bay
10	Wisconsin	Carolina, Chicago, Dallas, Green Bay, Houston, Indianapolis, Las Vegas, Miami, San Diego, Tampa Bay
9	BYU	Arizona, New England, Kansas City, Las Vegas, Los Angeles (Coliseum), New Orleans, San Diego, Tampa Bay, Washington
8	Alabama	Arizona, Atlanta, Dallas, Indianapolis, Miami, New Orleans, San Francisco, Tampa Bay
8	Georgia Tech	Atlanta, Carolina, Detroit, Jacksonville, Miami, Philadelphia, Pittsburgh, Tampa Bay
8	LSU	Atlanta, Arizona, Green Bay, Houston, Las Vegas, New Orleans, Tampa Bay, Tennessee
8	Maryland	Baltimore, Carolina, Detroit, Philadelphia, San Francisco, Tampa Bay, Tennessee
8	Navy	Baltimore, Jacksonville, New England, New York, Philadelphia, San Diego, Tampa, Washington
8	Texas A&M	Carolina, Dallas, Denver, Houston, Jacksonville, Las Vegas, Miami, Tennessee
7	Florida State	Atlanta, Carolina, Dallas, Miami, New Orleans, Pittsburgh, Tampa Bay
7	Georgia	Atlanta, Carolina, Indianapolis, Jacksonville, New Orleans, Miami, Los Angeles (SoFi)
7	Ohio State	Atlanta, Baltimore, Dallas, Indianapolis, Miami, New Orleans, Phoenix
7	Tennessee	Atlanta, Carolina, Jacksonville, Miami, Pittsburgh, Tampa Bay, Tennessee

Since 2016, Notre Dame will have played 19 games in NFL stadiums (including 2024), seven postseason matchups and 11 regular-season contests. Note: L.A. Memorial Coliseum served as an NFL stadium from 2016-2019. Notre Dame has won its last five games played in NFL stadiums.

Date	Opponent	Site	Result	Notes
10-1-2016	Syracuse	MetLife Stadium	W, 50-33	
11-5-2016	Navy	Everbank Field	L, 27-28	
11-26-2016	Southern Cal	Los Angeles Memorial Coliseum	L, 27-45	
11-11-2017	Miami	Hard Rock Stadium	L, 8-41	
11-24-2018	Southern Cal	Los Angeles Memorial Coliseum	W, 24-17	
12-29-2018	Clemson	AT&T Stadium	L, 3-30	CFP Semifinal - Cotton Bowl Classic
10-24-2020	Pittsburgh	Heinz Field	W, 45-3	
12-19-2020	Clemson	Bank of America Stadium	L, 10-34	ACC Championship
1-1-2021	Alabama	AT&T Stadium	L, 14-31	CFP Semifinal - Rose Bowl Game
9-25-2021	Wisconsin	Soldier Field	W, 41-13	Shamrock Series
1-1-2022	Oklahoma State	State Farm Stadium	L, 35-37	Fiesta Bowl
10-8-2022	BYU	Allegiant Stadium	W, 28-20	Shamrock Series
11-12-2022	Navy	M&T Bank Stadium	W, 35-32	
12-30-2022	South Carolina	TIAA Bank Field	W, 45-38	Gator Bowl
10-19-2024	Georgia Tech	Mercedes-Benz Stadium	W, 31-13	
10-26-2024	Navy	MetLife Stadium	W, 51-14	
1-2-2025	Georgia	Caesars Superdome	W, 23-10	CFP Quarterfinal - Sugar Bowl
1-9-2025	Penn State	Hard Rock Stadium	W, 27-24	CFP Semifinal - Orange Bowl

**NOTRE DAME IN CURRENT NFL STADIUMS**

Stadium	Appearances	W	L	NFL Team
Acrisure Stadium	2003, 2005, 2009, 2011, 2013, 2020 vs. Pitt	4	2	Pittsburgh Steelers (2001-current)
Allegiant Stadium	2022 vs. BYU	1	0	Las Vegas Raiders (2021-current)
AT&T Stadium	2013 vs. Arizona State, 2018 vs. Clemson (CFP Semifinal), 2020 vs. Alabama (CFP Semifinal)	1	2	Dallas Cowboys (2009-current)
Bank of America Stadium	2020 vs. Clemson (ACC Championship)	0	1	Carolina Panthers (1996-current)
Caesars Superdome	2024 vs. Georgia (2025 Sugar Bowl - CFP Quarterfinal)	1	0	New Orleans Saints (1975-current)
Fed Ex Field	1998, 2014 vs. Navy, 2011 vs. Maryland	3	0	Washington Commanders (1997-current)
Hard Rock Stadium	2012 vs. Alabama (BCS National Championship), 2017 vs. Miami FL	1	2	Miami Dolphins (1987-current)
Lincoln Financial Field	2015 vs. Temple	1	0	Philadelphia Eagles (2003-current)
Lucas Oil Stadium	2014 vs. Purdue	1	0	Indianapolis Colts (2008-current)
Mercedes-Benz Stadium	2024 vs. Georgia Tech	1	0	Atlanta Falcons (2017-current)
MetLife Stadium	2010 vs. Navy, 2014, 2016 vs. Syracuse, 2024 vs. Navy	3	1	NY Giants/NY Jets (2010-current)
M&T Bank Stadium	2002, 2006, 2008, 2022 vs. Navy	4	0	Baltimore Ravens (1998-current)
Nissan Stadium	2014 vs. LSU (Music City Bowl)	1	0	Tennessee Titans (1999-current)
Soldier Field	1992, 1994 vs. Northwestern, 2012 vs. Miami FL, 2021 vs. Wisconsin	4	0	Chicago Bears (1971-2001, 2003-current)
State Farm Stadium	2015 vs. Ohio State (Fiesta Bowl), 2022 vs. Oklahoma State (Fiesta Bowl)	0	2	Arizona Cardinals (2006-current)
Superdome	1980 vs. Georgia (Sugar Bowl), 1991 vs. Florida (Sugar Bowl), 2006 vs. LSU (Sugar Bowl)	1	2	New Orleans Saints (1975-2004, 2006-current)
TIAA Bank Field	1998 vs. Georgia Tech (Gator Bowl), 2002 vs. NC State (Gator Bowl), 2016 vs. Navy, 2022 vs. South Carolina (Gator Bowl)	1	3	Jacksonville Jaguars (1995-current)
		28	15	

**NOTRE DAME IN FORMER NFL STADIUMS**

Briggs Stadium	1951 vs. Detroit Mercy	1	0		Detroit Lions (1941-74)
Cleveland Municipal Stadium	1952, 1976, 1978 vs. Navy	3	0		Cleveland Browns (1946-95)
Giants Stadium	1977, 1983, 1995 vs. Army, 1980, 1984, 1990, 1992, 2004 vs. Navy, 1989 vs. Virginia, 2002 vs. Maryland	10	0		NY Giants (1976-2009), NY Jets (1984-2009)
L.A. Memorial Coliseum	1947, 1948, 1950, 1951, 1953, 1955, 1956, 1958, 1960, 1962, 1964, 1966, 1968, 1970, 1972, 1974, 1976, 1978, 1982, 1984, 1986, 1988, 1990, 1992, 1994, 2016, 2018, 2022, 2024 vs. Southern Cal,	13	13	3	Los Angeles Rams (1946-79, 2016-19), Los Angeles Raiders (1982-94)
Memorial Stadium (Baltimore)	1947, 1948, 1949, 1954, 1958 vs. Navy	5	0		Baltimore Colts (1947-50, 1953-83)
Pitt Stadium	1964, 1965, 1967, 1969 vs. Pitt	4	0		Pittsburgh Steelers (1958-69)
Orange Bowl	1967, 1971, 1973, 1975, 1977, 1981, 1983, 1985 vs. Miami FL, 1972 vs. Nebraska (Orange Bowl), 1974 vs. Alabama (Orange Bowl)	6	4		Miami Dolphins (1966-86)
RCA Dome	1984 vs. Purdue	0	1		Indianapolis Colts (1984 - 2007)
Schaefer Stadium	1975 vs. Boston College	1	0		New England Patriots (1971-2001)
Veterans Stadium	1972, 1974, 1993 vs. Navy	3	0		Philadelphia Eagles (1971-2002)
Yankee Stadium	1969 vs. Army	1	0		NY Giants (1956-73)
		47	18	3	



**2024 HONORS AND AWARDS**

Freeman, Marcus	Dodd Trophy Coach of the Year Winner
	George Munger College Coach of the Year Winner
	Allstate AFCA Good Works Team Honorary Head Coach
	Eddie Robinson Coach of the Year Award Finalist
	Bear Bryant Award Coach of the Year Finalist
Golden, Al	Broyles Award Finalist
	FootballScoop.com Defensive Coordinator of the Year Finalist
Biagi, Marty	FootballScoop.com Special Teams Coordinator of the Year
Brown, Mike	AFCA 35 Under 35 Coaches Leadership Institute
McCullough, Deland	FootballScoop.com Running Backs Coach of the Year Finalist
Mickens, Mike	FootballScoop.com Defensive Backs Coach of the Year Finalist
Bowden, Chad	FootballScoop.com Player Personnel Director of the Year
Offensive Line	Joe Moore Award Semifinalist
Ausberry, Jaiden	<i>The Athletic</i> Freshman All-America Second Team
Baker, Tosh	2025 Senior Bowl Watch List
Bauman, Kevin	Comeback Player of the Year Watch List
Botelho, Jordan	Notre Dame Defensive Player of the Game - Purdue
	East-West Shrine Bowl 1000 Watch List
	2025 Senior Bowl Watch List
Bowen, Drayk	Notre Dame Defensive Player of the Game - Georgia Tech
Clark, Jordan	East-West Shrine Bowl 1000 Watch List
	2025 Senior Bowl Watch List
Collins, Beaux	East-West Shrine Bowl 1000 Watch List
	2025 Senior Bowl Watch List
Coogan, Pat	2025 Senior Bowl Watch List
Cross III, Howard	FCAA Second Team All-American
	Notre Dame Defensive Player of the Game - Stanford
	Outland Trophy Player of the Week - Louisville
	Outland Trophy Watch List
	Nagurski Trophy Watch List
	Bednarik Award Watch List
	Walter Camp Player of the Year Watch List
	Lombardi Award Watch List
	Lott IMPACT Trophy Watch List
	East-West Shrine Bowl 1000 Watch List
	<i>Sporting News</i> Preseason All-America First Team
	<i>USA TODAY</i> Preseason All-America First Team
	Walter Camp Preseason All-America First Team
	Associated Press Preseason All-America First Team
	<i>The Athletic</i> Preseason All-America Second Team
	Pro Football Focus Preseason All-America Second Team
2025 Senior Bowl Watch List	
Evans, Mitchell	Mackey Award Semifinalist
	Biletnikoff Award Watch List
	Lombardi Award Watch List
	East-West Shrine Bowl 1000 Watch List
	<i>Sporting News</i> Preseason All-America Second Team
	Associated Press Preseason All-America Second Team
	Pro Football Focus Preseason All-America Second Team
	2025 Senior Bowl Watch List

Faison, Jordan	Notre Dame Offensive and Special Teams Player of the Game - CFP First Round vs. Indiana
	Burlsworth Trophy Walk-On of the Week - Louisville
Fisher, Justin	Notre Dame Offensive Scout Team Player of the Year
Gray, Christian	2024 Orange Bowl Defensive MVP
Greathouse, Jaden	Earl Campbell Tyler Rose Award Watch List
Goins, Eric	Armed Forces Merit Award Finalist
Harrison, Jayden	Paul Hornung Award Watch List
	Jet Award Watch List
	Walter Camp Preseason All-America Second Team
	<i>Sporting News</i> Preseason All-America Second Team <i>USA TODAY</i> Preseason All-America Second Team
Hurleman, Max	Notre Dame Walk-On of the Year
	Notre Dame Special Teams Player of the Game - Louisville
	Notre Dame Special Teams Player of the Game - Purdue
Jeter, Mitch	Lou Groza Award Star of the Week - Week 1 (Texas A&M)
	2025 Senior Bowl Watch List
	Notre Dame Special Teams Player of Game - Texas A&M
Kiser, Jack	2024 Team Captain
	William V. Campbell Trophy Finalist
	Wuerffel Trophy Finalist
	Allstate AFCA Good Works Team
	Notre Dame Man of the Year
	Wuerffel Trophy Semifinalist
	Freddie Solomon Community Spirit Award Finalist
	William V. Campbell Trophy Semifinalist
	College Sports Communicators Academic All-District
	Butkus Award Watch List
East-West Shrine Bowl 1000 Watch List	
Knapp, Anthonie	2025 Senior Bowl Watch List
	ESPN Freshman All-America Team
	<i>The Athletic</i> Freshman All-America Second Team
	College Football Network Freshman All-America Team 247Sports True Freshman All-America Team
Leonard, Riley	2024 Team Captain
	2024 Orange Bowl Offensive MVP
	2024 Sugar Bowl Offensive MVP
	Comeback Player of the Year Semifinalist
	Notre Dame Most Valuable Player
	Top 25 Johnny Unitas Golden Arm Award
	Davey O'Brien Quarterback Class of 2024
	Davey O'Brien Award Great 8 - Navy
	Notre Dame Offensive Player of the Game - Stanford
	Senior Bowl Offensive Player of the Week - Louisville
	Davey O'Brien Award Great 8 - Louisville
	Notre Dame Offensive Player of the Game - Miami (OH)
	Davey O'Brien Award Great 8 - Purdue
	Notre Dame Offensive Player of the Game - Texas A&M
Walter Camp Player of the Year Watch List	
Maxwell Award Watch List	
Jason Witten Collegiate Man of the Year Award Watch List	
2025 Senior Bowl Watch List	
East-West Shrine Bowl 1000 Watch List	

Honors and Awards continued on next page.

**2024 HONORS AND AWARDS (CONT.)**

Love, Jeremiah	Notre Dame Offensive Player of the Year	
	Notre Dame Offensive Player of the Game - Army	
	Notre Dame Offensive Player of the Game - Virginia	
	Notre Dame Offensive Player of the Game - Navy	
	Notre Dame Offensive Player of the Game - Georgia Tech	
	Notre Dame Offensive Player of the Game - Louisville	
	Notre Dame Offensive Player of the Game - Purdue	
	Doak Walker Award Watch List	
Mills, Rylie	2024 Team Captain	
	Sports Illustrated Second Team All-American	
	<i>The Sporting News</i> Second Team All-American	
	Notre Dame Iron Cross Award	
	Notre Dame Defensive Player of the Game - Florida State	
	Outland Trophy Watch List	
	Lombardi Award Watch List	
	2025 Senior Bowl Watch List	
	Mitchell, Kris	Biletnikoff Award Watch List
		East-West Shrine Bowl 1000 Watch List
2025 Senior Bowl Watch List		
Moore, Leonard	FCAA Freshman All-America Team	
	ESPN Freshman All-America Team	
	<i>The Athletic</i> Freshman All-America First Team	
	College Football Network Freshman Cornerback of the Year	
	Pro Football Focus All-Freshman Team	
	College Football Network Freshman All-America Team	
	247Sports True Freshman All-America Team	
Morrison, Benjamin	2024 Team Captain	
	Paycom Jim Thorpe Award Watch List	
	Bednarik Award Watch List	
	Lott IMPACT Trophy Watch List	
	<i>Sporting News</i> Preseason All-America First Team	
	ESPN Preseason All-America First Team	
	<i>The Athletic</i> Preseason All-America First Team	
	Pro Football Focus Preseason All-America First Team	
	Walter Camp Preseason All-America Second Team	
	<i>USA TODAY</i> Preseason All-America Second Team	
	Associated Press Preseason All-America Second Team	
	2025 Senior Bowl Watch List	
	Oben, RJ	East-West Shrine Bowl 1000 Watch List
2025 Senior Bowl Watch List		
Price, Jadarian	Notre Dame Offensive Player of the Game - Florida State	
	Doak Walker Award Watch List	
Rendell, James	Notre Dame Special Teams Player of the Game - Virginia	
	Notre Dame Special Teams Player of the Game - Navy	
Sevillano Jr., Sean	Notre Dame Defensive Scout Team Player of the Year	
Sherwood, Davis	Notre Dame Special Teams Player of the Game - Georgia Tech	
	College Sports Communicators Academic All-District	
Shuler, Adon	<i>The Athletic</i> Freshman All-America First Team	
	Notre Dame Defensive Player of the Game - Army	
	Notre Dame Special Teams Player of the Game - Florida State	

Sneed, Jaylen	Notre Dame Defensive Player of the Game - Navy
Thomas, Jayden	2025 Senior Bowl Watch List
Thomas, Logan	Notre Dame Special Teams Player of the Game - Stanford
Traore, Boubacar	Notre Dame Defensive Player of the Game - Miami (OH)
Viliamu-Asa, Kyngstonn	ESPN Freshman All-America Team
	2024 Polynesian College Football Player of the Year Award Watch List
	2024 Shaun Alexander Freshman of the Year Watch List
Wagner, Aamil	Notre Dame Scholar-Athlete Award
Watts, Xavier	2024 Team Captain
	2024 Consensus All-American
	2024 Sugar Bowl Defensive MVP
	Walter Camp First Team All-American
	AFCFA First Team All-American
	Associated Press First Team All-American
	<i>The Sporting News</i> First Team All-American
	FCAA Second Team All-American
	<i>The Athletic</i> First Team All-American
	USA TODAY First Team All-American
	PFF First Team All-American
	Sports Illustrated First Team All-American
	Bleacher Report First Team All-American
	Walter Camp Player of the Year Semifinalist
	Chuck Bedarik Award Semifinalist
	Paycom Jim Thorpe Award Semifinalist
	Lott IMPACT Trophy Semifinalist
	Notre Dame Defensive Player of the Year
	Associated Press Midseason All-America First Team
	<i>The Sporting News</i> Midseason All-America Team
	Pro Football Focus Midseason All-America Team
	Athlon Sports Midseason All-America First Team
	<i>The Athletic</i> Midseason All-America First Team
<i>CBS Sports</i> Midseason All-American First Team	
Notre Dame Defensive Player of the Game - CFP First Round vs. Indiana	
Notre Dame Defensive Player of the Game - Virginia	
Notre Dame Defensive Player of the Game - Louisville	
Notre Dame Defensive Player of the Game - Texas A&M	
Walter Camp Player of the Year Watch List	
Nagurski Trophy Watch List	
Paycom Jim Thorpe Award Watch List	
Bednarik Award Watch List	
Walter Camp Preseason All-America First Team	
<i>Sporting News</i> Preseason All-America First Team	
Associated Press Preseason All-America First Team	
<i>USA TODAY</i> Preseason All-America Second Team	
ESPN Preseason All-America Second Team	
<i>The Athletic</i> Preseason All-America Second Team	
East-West Shrine Bowl 1000 Watch List	
2025 Senior Bowl Watch List	
Young, Bryce	Notre Dame Special Teams Player of the Year
	Notre Dame Special Teams Player of the Game - Army
	Notre Dame Special Teams Player of the Game - Miami (OH)

**AP TOP 25 (DEC. 8)**

Rk	Team (1st Place Votes)	Reg. Season Rec.	Points	Prev.
1	Oregon (62)	13-0	1550	1
<b>2</b>	<b>Georgia</b>	<b>11-2</b>	<b>1474</b>	<b>5</b>
3	NOTRE DAME	11-1	1398	4
4	Texas	11-2	1346	2
<b>5</b>	<b>Penn State</b>	<b>11-2</b>	<b>1258</b>	<b>3</b>
<b>6</b>	<b>Ohio State</b>	<b>10-2</b>	<b>1233</b>	<b>7</b>
7	Tennessee	10-2	1224	6
8	Boise State	12-1	1108	10
<b>9</b>	<b>Indiana</b>	<b>11-1</b>	<b>1052</b>	<b>9</b>
10	Arizona State	11-2	1001	12
11	Alabama	9-3	838	11
12	SMU	11-2	837	8
13	Clemson	10-3	827	18
14	South Carolina	9-3	770	13
15	Miami (FL)	10-2	697	14
16	Ole Miss	9-3	680	15
17	BYU	10-2	531	17
18	Iowa State	10-3	401	16
<b>19</b>	<b>Army</b>	<b>11-1</b>	<b>363</b>	<b>25</b>
20	Colorado	9-3	329	20
21	Illinois	9-3	317	21
22	Syracuse	9-3	234	23
23	Missouri	9-3	228	22
24	UNLV	10-3	144	19
25	Memphis	10-2	132	NR

Others receiving votes: **Texas A&M 75**, **Louisville 37**, Duke 29, Kansas St. 9, Marshall 8, LSU 8, Florida 5, Ohio 2, Tulane 2, Baylor 2, Louisiana-Lafayette 1.

**bold** - 2024 Notre Dame opponents

**AFCA TOP 25 (DEC. 8)**

Rk	Team (1st Place Votes)	Reg. Season Rec.	Points	Prev.
1	Oregon (54)	13-0	1350	1
<b>2</b>	<b>Georgia</b>	<b>11-2</b>	<b>1281</b>	<b>5</b>
3	NOTRE DAME	11-1	1214	4
4	Texas	11-2	1178	2
<b>5</b>	<b>Penn State</b>	<b>11-2</b>	<b>1080</b>	<b>3</b>
6	Tennessee	10-2	1069	6
<b>7</b>	<b>Ohio State</b>	<b>10-2</b>	<b>1037</b>	<b>8</b>
8	Boise State	12-1	929	10
<b>9</b>	<b>Indiana</b>	<b>11-1</b>	<b>925</b>	<b>9</b>
10	Arizona State	11-2	856	13
11	Alabama	9-3	749	11
12	SMU	11-2	741	7
13	Clemson	10-3	707	17
14	South Carolina	9-3	668	12
15	Ole Miss	9-3	631	15
16	Miami (FL)	10-2	611	14
17	BYU	10-2	423	18
<b>18</b>	<b>Army</b>	<b>11-1</b>	<b>361</b>	<b>23</b>
19	Iowa State	10-3	355	16
20	Missouri	9-3	282	20
21	Illinois	9-3	275	21
22	Colorado	9-3	228	22
23	Memphis	10-2	166	24
24	UNLV	10-3	140	19
25	Syracuse	9-3	129	25

Others receiving votes: **Texas A&M 50**; Duke 40; **Louisville 17**; Kansas State 16; Marshall 14; Ohio 8; Tulane 6; Louisiana 6; Jacksonville State 3; **Georgia Tech 3**; LSU 1; Iowa 1

**COLLEGE FOOTBALL PLAYOFF TOP 25 (DEC. 8)**

Rk	Team	Reg. Season Rec.
1	Oregon*	13-0
<b>2</b>	<b>Georgia *</b>	<b>11-2</b>
3	Texas*	11-2
<b>4</b>	<b>Penn State*</b>	<b>11-2</b>
5	NOTRE DAME*	11-1
<b>6</b>	<b>Ohio State *</b>	<b>10-2</b>
7	Tennessee*	10-2
<b>8</b>	<b>Indiana*</b>	<b>11-1</b>
9	Boise State*	12-1
10	SMU*	11-2
11	Alabama	9-3
12	Arizona State*	11-2
13	Miami (FL)	10-2
14	Ole Miss	9-3
15	South Carolina	9-3
16	Clemson*	10-3
17	BYU	10-2
18	Iowa State	10-3
19	Missouri	9-3
20	Illinois	9-3
21	Syracuse	9-3
<b>22</b>	<b>Army</b>	<b>11-1</b>
23	Colorado	9-3
24	UNLV	10-3
25	Memphis	10-2

The first College Football Playoff Rankings were released on Tuesday, November 5, and final rankings for the playoff were released on December 8.

\*Indicates playoff qualifier



**IRISH IN THE NFL - PLAYOFFS**

Arizona Cardinals	OLB Julian Okwara
Atlanta Falcons	LB JD Bertrand
	DE Khalid Kareem - PS
Baltimore Ravens*	OT Ronnie Stanley
	S Kyle Hamilton
Carolina Panthers	LS JJ Jansen
	TE Tommy Tremble
Chicago Bears	LS Scott Daly
	TE Cole Kmet
Cleveland Browns	LB Jeremiah Owusu-Koramoah - IR
Dallas Cowboys	K Brandon Aubrey
	LB Marist Liufau
	RG Zack Martin - IR
Denver Broncos*	RB Audric Estimé
	RT Mike McGlinchey
Detroit Lions*	TE Brock Wright
	DL Chris Smith - PS
Houston Texans*	OT Blake Fisher
	DT Kurt Hinish
	C/G Jarrett Patterson
Indianapolis Colts	LG Quenton Nelson
Kansas City Chiefs*	LB Drue Tranquill
	K Spencer Shrader - IR

Las Vegas Raiders	S Thomas Harper
	TE Michael Mayer
Los Angeles Chargers*	OT Joe Alt
	S Alohi Gilman
	CB Cam Hart
	C Sam Mustipher
Los Angeles Rams*	RB Kyren Williams
Miami Dolphins	OL Liam Eichenberg
	TE Durham Smythe
Minnesota Vikings*	S Harrison Smith
	DL Jerry Tillery
New Orleans Saints	DE Isaiah Foskey
	K Blake Grupe
	WR Equanimeous St. Brown - PS
	WR Kevin Austin Jr.
Philadelphia Eagles*	QB Ian Book - PS
Pittsburgh Steelers*	WR Ben Skowronek
San Francisco 49ers	LG Aaron Banks
	CB Nick McCloud
Seattle Seahawks	S Julian Love
Tampa Bay Buccaneers*	C Robert Hainsey
Washington Commanders*	DE Javontae Jean-Baptiste
	DT Sheldon Day
	QB Sam Hartman - PS

**NFL SEASON HIGHLIGHTS**

- The Irish had 41 players on active NFL rosters for Opening weekend, the fourth-most of any school in the country.
- Two Irish in the NFL, Zack Martin (Cowboys) and Kyren Williams (Rams), were selected as their team’s nominee for the NFL’s highest honor, the Walter Payton Man of the Year Award, which recognizes players who excel on the field and demonstrate a steadfast commitment to creating a positive impact beyond the game
- Three Irish in the NFL made Pro Bowl rosters, including OG Quenton Nelson (Colts), S Kyle Hamilton (Ravens) and K Brandon Aubrey (Cowboys).
- This season, 24 Irish in the NFL are on playoff rosters spanning 12 teams.

**STARTER HISTORY**
**OFFENSE**

Name	Pos.	2024	Streak	Career
Beaux Collins	TE	15	15	42*
Riley Leonard	QB	15	15	36*
Jeremiyah Love	RB	15	16	16
Anthonie Knapp	OL	15	15	15
Aamil Wagner	OL	15	15	15
Kris Mitchell	WR	13	10	38*
Pat Coogan	OL	12	12	25
Rocco Spindler	OL	12	12	22
Billy Schrauth	OL	11	8	14
Mitchell Evans	TE	10	2	25
Jaden Greathouse	WR	10	2	15
Eli Raridon	TE	3	0	6
Cooper Flanagan	TE	5	0	7
Sam Pendleton	OL	7	0	7
Ashton Craig	OL	3	0	6
Jordan Faison	WR	2	0	4
Jayden Harrison	WR	2	0	9*
Jayden Thomas	WR	0	0	12
Tosh Baker	OL	0	0	4
Tyler Buchner (now a WR)	QB	0	0	4*
Davis Sherwood	TE	0	0	2
Steve Angeli	QB	0	0	1
Charles Jagusah	OL	0	0	1
Deion Colzie	WR	0	0	1
Max Hurleman (now a CB)	RB	0	0	23*

\*Includes games started at another program

**DEFENSE**

Name	Pos.	2024	Streak	Career
Jack Kiser	LB	15	16	33
Xavier Watts	S	15	32	32
Drayk Bowen	LB	15	15	15
Adon Shuler	S	15	15	15
Christian Gray	CB	14	10	14
RJ Oben	DL	13	4	46*
Howard Cross III	DL	12	3	33
Joshua Burnham	DL	9	9	10
Leonard Moore	CB	9	4	9
Jaylen Sneed	LB	5	2	6
Gabriel Rubio	DL	2	2	2
Rylie Mills	DL	13	0	36
Jordan Clark	S	8	0	30*
Benjamin Morrison	CB	6	0	26
Donovan Hinish	DL	3	0	3
Jaiden Ausberry	LB	2	0	2
Junior Tuihalamaka	LB	3	0	4
Jordan Botelho	LB	3	0	17
Boubacar Traore	DL	2	0	2
Kyngstonn Viliamu-Asa	LB	1	0	1
Rod Heard II	S	0	0	31*
Quentin Autry	DL	0	0	9*

**CAREER STARTS BY POSITION**

WR	LT	LG	C	RG	RT	TE	WR or TE	QB	WR or TE	RB
Collins (42)	Knapp (15)	Schrauth (18)	Coogan (12)	Spindler (22)	Wagner (15)	Evans (25)	Greathouse (15)	Leonard (36)	Mitchell (38)	Love (16)
Thomas (12)	Baker (2)	Pendleton (7)	Craig (6)	Schrauth (6)	Baker (1)	Flanagan (7)	Harrison (9)	Angeli (1)	Raridon (3)	Hurleman (23)
Faison (3)	Jagusah (1)	Coogan (13)				Sherwood (2)	Raridon (3)	Buchner (4)	Faison (1)	
									Baker (1)	
									Bauman (1)	
DL	DL	DL	DL	LB/DB	LB	LB	CB	S	S	CB or LB
Oben (46)	Cross III (33)	Mills (36)	Botelho (17)	Clark (30)	Bowen (15)	Kiser (17)	Gray (14)	Heard II (31)	Watts (32)	Morrison (26)
Autry (9)	Hinish (3)	Rubio (2)	Burnham (8)	Kiser (16)		Tuihalamaka (1)	Moore (1)	Shuler (15)		Moore (8)
Burnham (2)			Traore (2)	Sneed (6)						Viliamu-Asa (1)
			Tuihalamaka (4)	Ausberry (2)						

**GAME BY GAME STARTERS - OFFENSE**

Opponent	QB	RB	WR/TE	WR/RB/TE	LT	LG	C	RG	RT	TE	TE/RB/WR
at Texas A&M	Leonard	Love	Collins	Harrison	Knapp	Pendleton	Craig	Schrauth	Wagner	Flanagan	Faison
NIU	Leonard	Love	Collins	Greathouse	Knapp	Pendleton	Craig	Schrauth	Wagner	Flanagan	Mitchell
at Purdue	Leonard	Love	Collins	Harrison	Knapp	Pendleton	Craig	Schrauth	Wagner	Flanagan	Mitchell
Miami OH	Leonard	Love	Collins	Raridon	Knapp	Pendleton	Coogan	Spindler	Wagner	Flanagan	Mitchell
Louisville	Leonard	Love	Collins	Greathouse	Knapp	Pendleton	Coogan	Spindler	Wagner	Evans	Faison
Stanford	Leonard	Love	Collins	Greathouse	Knapp	Pendleton	Coogan	Spindler	Wagner	Evans	Mitchell
at Georgia Tech	Leonard	Love	Collins	Greathouse	Knapp	Pendleton	Coogan	Spindler	Wagner	Evans	Mitchell
Navy	Leonard	Love	Collins	Raridon	Knapp	Schrauth	Coogan	Spindler	Wagner	Evans	Mitchell
Florida State	Leonard	Love	Collins	Greathouse	Knapp	Schrauth	Coogan	Spindler	Wagner	Evans	Mitchell
Virginia	Leonard	Love	Collins	Greathouse	Knapp	Schrauth	Coogan	Spindler	Wagner	Evans	Mitchell
Army	Leonard	Love	Collins	Greathouse	Knapp	Schrauth	Coogan	Spindler	Wagner	Evans	Mitchell
at Southern Cal	Leonard	Love	Collins	Greathouse	Knapp	Schrauth	Coogan	Spindler	Wagner	Evans	Mitchell
Indiana	Leonard	Love	Collins	Raridon	Knapp	Schrauth	Coogan	Spindler	Wagner	Flanagan	Mitchell
Georgia	Leonard	Love	Collins	Greathouse	Knapp	Schrauth	Coogan	Spindler	Wagner	Evans	Mitchell
Penn State	Leonard	Love	Collins	Greathouse	Knapp	Schrauth	Coogan	Spindler	Wagner	Evans	Mitchell

**GAME BY GAME STARTERS - DEFENSE**

Opponent	DL	DL	DL	DL	LB	LB	S	S	CB/S/LB	CB or LB	CB
at Texas A&M	Cross III	Mills	Oben	Botelho	Kiser	Bowen	Shuler	Watts	Clark	Morrison	Gray
NIU	Cross III	Mills	Oben	Botelho	Kiser	Bowen	Shuler	Watts	Sneed	Morrison	Gray
at Purdue	Cross III	Mills	Oben	Botelho	Kiser	Bowen	Shuler	Watts	Clark	Morrison	Gray
Miami OH	Cross III	Mills	Oben	Traore	Kiser	Bowen	Shuler	Watts	Clark	Morrison	Gray
Louisville	Cross III	Mills	Oben	Traore	Kiser	Bowen	Shuler	Watts	Sneed	Morrison	Moore
Stanford	Cross III	Mills	Oben	Tuihalamaka	Kiser	Bowen	Shuler	Watts	Clark	Morrison	Gray
at Georgia Tech	Cross III	Mills	Oben	Burnham	Kiser	Bowen	Shuler	Watts	Sneed	Moore	Gray
Navy	Cross III	Mills	Burnham	Tuihalamaka	Kiser	Bowen	Shuler	Watts	Ausberry	Moore	Gray
Florida State	Cross III	Mills	Oben	Burnham	Kiser	Bowen	Shuler	Watts	Clark	Moore	Gray
Virginia	Hinish	Mills	Oben	Burnham	Kiser	Bowen	Shuler	Watts	Clark	Moore	Gray
Army	Hinish	Mills	Burnham	Tuihalamaka	Kiser	Bowen	Shuler	Watts	Ausberry	Viliamu-Asa	Gray
at Southern Cal	Hinish	Mills	Oben	Burnham	Kiser	Bowen	Shuler	Watts	Clark	Moore	Gray
Indiana	Cross III	Mills	Oben	Burnham	Kiser	Bowen	Shuler	Watts	Clark	Moore	Gray
Georgia	Cross III	Rubio	Oben	Burnham	Kiser	Bowen	Shuler	Watts	Sneed	Moore	Gray
Penn State	Cross III	Rubio	Oben	Burnham	Kiser	Bowen	Shuler	Watts	Sneed	Moore	Gray



**NOTRE DAME 20+ YARD PLAYS**

YARDS	TYPE	PLAYER(S)	OPPONENT
100*	INT RT	Xavier Watts	USC
99*	INT RT	Christian Gray	USC
98*	KOR	Jayden Harrison	Georgia
98*	Rush	Jeremiah Love	Indiana
79*	INT RT	Luke Talich	Florida State
76*	Rush	Jeremiah Love	Virginia
70*	Rush	Jadarian Price	Purdue
68*	Rush	Jeremiah Love	Army
65*	Rush	Jadarian Price	Florida State
64*	Rush	Jeremiah Love	Navy
58*	Rush	Aneayas Williams	Army
54*	Pass	Riley Leonard to Jaden Greathouse	Penn State
53*	Pass	Riley Leonard to Beaux Collins	Stanford
50*	Rush	Riley Leonard	Miami (OH)
48*	Rush	Jeremiah Love	Purdue
47*	Rush	Jadarian Price	Texas A&M
46	INT RT	Adon Shuler	Virginia
44	Pass	Jordan Faison	Indiana
43	KOR	Jordan Faison	Indiana
43	Rush	Riley Leonard	Miami (OH)
42	Pass	Riley Leonard to Jaden Greathouse	Navy
42	Pass	Steve Angeli to Jayden Harrison	Purdue
39*	Rush	Jeremiah Love	Stanford
38*	Pass	Riley Leonard to Beaux Collins	Miami (OH)
37*	Pass	Riley Leonard to Beaux Collins	Navy
36	Pass	Riley Leonard to Aneayas Williams	Penn State
36*	Rush	Jadarian Price	USC
36*	INT RT	Adon Shuler	Georgia Tech
35	Rush	Jadarian Price	USC
34*	Rush	Riley Leonard	Florida State
34*	Pass	Riley Leonard to Jaden Greathouse	Louisville
34*	Rush	Riley Leonard	Purdue
34*	INT RT	Boubacar Traore	Purdue
34*	Rush	Jeremiah Love	Northern Illinois
34	Pass	Riley Leonard to Jayden Harrison	Louisville
34	INT RT	Xavier Watts	Louisville
34	KOR	Jayden Harrison	Northern Illinois
32	Pass	Riley Leonard to Mitchell Evans	Penn State
32	Rush	Riley Leonard	Georgia
32	Pass	Riley Leonard to Jeremiah Love	Louisville
30	KOR	Jayden Harrison	Army
29	Rush	Steve Angeli	Purdue
29	Rush	Jeremiah Love	Texas A&M
28	Pass	Riley Leonard to Kris Mitchell	Army
28*	Pass	Riley Leonard to Jordan Faison	Army
28	Pass	Riley Leonard to Aneayas Williams	Florida State
28	FM RT	Adon Shuler	Navy

28	Pass	Riley Leonard to Jaden Greathouse	Georgia Tech
28*	Pass	Steve Angeli to Cooper Flanagan	Purdue
26	Pass	Riley Leonard to Jaden Greathouse	Florida State
26	Pass	Riley Leonard to Jayden Harrison	Florida State
26	Pass	Riley Leonard to Jordan Faison	Navy
25	Pass	Riley Leonard to Jayden Harrison	Virginia
25	Pass	Riley Leonard to Jeremiah Love	Georgia Tech
25	Pass	Riley Leonard to KK Smith	Stanford
25	Pass	Riley Leonard to Jeremiah Love	Stanford
25	KOR	Jayden Harrison	Louisville
24	Rush	Riley Leonard	USC
24	Rush	Riley Leonard	Navy
23*	Pass	Riley Leonard to Mitchell Evans	USC
23	Pass	Tyler Buchner to Mitchell Evans	USC
23	Rush	Jadarian Price	Georgia Tech
23	Pass	Riley Leonard to Jayden Thomas	Purdue
22	Pass	Riley Leonard to Jordan Faison	Florida State
22	Rush	Jeremiah Love	Georgia Tech
21	Rush	Jeremiah Love	Army
21	Pass	Riley Leonard to Jayden Harrison	Florida State
21	Rush	Riley Leonard	Miami (OH)
21	KOR	Jayden Harrison	Northern Illinois
21	Rush	Jeremiah Love	Purdue
21*	Rush	Jeremiah Love	Texas A&M

**OPPONENT 20+ YARD PLAYS**

YARDS	TYPE	PLAYER(S)	OPPONENT
83*	Pass	Ethan Hampton to Antario Brown	Northern Illinois
67	Pass	Gunner Stockton to Arian Smith	Georgia
60	Rush	Blake Horvath	Navy
60	Pass	Zach Pyron to Abdul Janneh	Georgia Tech
52	Pass	Hudson Card to Kam Brown	Purdue
47*	Rush	Blake Horvath	Navy
47	FG BLK RT	Santana Banner	Northern Illinois
46	Rush	Tyler Shough	Louisville
43	Pass	Ethan Hampton to Antario Brown	Northern Illinois
38	Pass	Tony Muskett to Malachi Fields	Virginia
35	KOR	Makai Lemon	
35	Pass	Jayden Maiava to Makai Lemon	USC
34	Pass	Jayden Maiava to Makai Lemon	USC
34	Pass	Tyler Shough to Caullin Lacy	Louisville
32*	Pass	Gunner Stockton to Cash Jones	Georgia
32	Pass	Blake Horvath to Alex Tecza	Navy
33	INT RT	Amariyun Knighten	Northern Illinois
31	KOR	Eric Singleton Jr.	Georgia Tech
30	Pass	Jayden Maiava to Duce Robinson	USC
30	BLK RT	Casey Larkin	Army
29	Pass	Jayden Maiava to Kyle Ford	

\*TOUCHDOWN PLAY

**OPPONENT 20+ YARD PLAYS (CONTINUED)**

28	Rush	Nate Frazier	Georgia
28	Pass	Kurtis Rourke to Elijah Sarratt	Indiana
28	Rush	Antario Brown	Northern Illinois
27	Pass	Drew Allar to Tyler Warren	Penn State
27	Pass	Antony Colandrea to Malachi Fields	Virginia
27	Rush	Samuel Singleton Jr.	Florida State
27	KOR	Eric Singleton Jr.	Georgia Tech
27	INT RT	Warren Burrell	Georgia Tech
27	Rush	Ashton Daniels	Stanford
27	Pass	Tyler Shough to Jamari Johnson	Louisville
27	Rush	Donald Chaney Jr.	Louisville
27	Pass	Tyler Shough to Ja'Corey Brooks	Louisville
26	Pass	Jayden Maiava to Zachariah Branch	USC
25	Pass	Zach Pyron to Avery Boyd	Georgia Tech
25	KOR	Elijah Jackson	Purdue
24	Pass	Jayden Maiava to Makai Lemon	USC
24	KOR	Samuel Singleton Jr.	Florida State
24	Pass	Tyler Shough to Ja'Corey Brooks	Louisville
24	Pass	Tyler Shough to Caullin Lacy	Louisville
24	KOR	Terry Bussey	Texas A&M
23	Pass	Drew Allar to Nicholas Singleton	Penn State
23*	Pass	Kurtis Rourke to Omar Cooper Jr.	Indiana
23	Rush	Bryan Jackson	USC
23	Rush	Quinten Joyner	USC

22	Pass	Drew Allar to Tyler Warren	Penn State
22	Rush	Ty Son Lawton	Indiana
22	Pass	Jayden Maiava to Duce Robinson	USC
22	KOR	Samuel Singleton Jr.	Florida State
22	Pass	Zach Pyron to Bailey Stockton	Georgia Tech
21	KOR	Nicholas Singleton	Penn State
21	Pass	Gunner Stockton to Oscar Delp	Georgia
21	Rush	Bryan Jackson	USC
21	Pass	Blake Horvath to Brandon Chatman	Navy
21	Pass	Brett Gabbert to Cade McDonald	Miami (OH)
21	Pass	Hudson Card to Max Klare	Purdue
20	Pass	Drew Allar to Khalil Dinkins	Penn State
20	Rush	Kaytron Allen	Penn State
20	KOR	Makai Lemon	USC
20	KOR	Makai Lemon	USC
20	KOR	Eric Singleton Jr.	Georgia Tech
20	Rush	Zach Pyron	Georgia Tech
20	KOR	Eric Singleton Jr.	Georgia Tech
20	Pass	Zach Pyron to Jamal Hawes	Georgia Tech
20	Pass	Ashton Daniels to Ismael Cisse	Stanford
20	Rush	Isaac Brown	Louisville
20	Rush	Kevin Davis	Miami (OH)
20	KOR	Elijah Jackson	Purdue

**THIRD-DOWN CONVERSIONS**

Conversions are defined as rushing for or receiving a pass that picks up a first down on third or fourth down.

Name	Total	TAMU	NIU	Purdue	Miami OH	Lville	Stanford	Ga Tech	Navy	Fla St	UVA	Army	USC	IU	UGA	PSU
Riley Leonard	19	1	1	1	1	1	1	2	1			1	1	2	3	3
Jaden Greathouse	10	1					1		1	3				1		3
Mitchell Evans	7		2	2											1	2
Jeremiyah Love	5							1	3			1				
Aneayas Williams	5			1				1		1				2		1
Kris Mitchell	4				1				1				2			
Jayden Harrison	4			1	1	1					1					
Beaux Collins	2						1							1		
Jordan Faison	2													1		1
Devyn Ford	2			1	1											
Jadarian Price	2						1					1				
Jayden Thomas	2			1												1
Kedren Young	2						1		1							
Deion Colzie	1				1											
Justin Fisher	1									1						
Eli Raridon	1						1									
Davis Sherwood	1								1							







**NOTRE DAME SCORING DRIVES**

DATE	OPPONENT	QTR/TIME	SCORING PLAY	PLAYS-YDS	TIME	SCORE (ND-OPP)
Aug. 31	Texas A&M	1st/06:39	Mitch Jeter 46 yd FG	9-47	04:28	3-3
Aug. 31	Texas A&M	2nd/08:32	Mitch Jeter 26 yd FG	7-21	02:35	6-6
Aug. 31	Texas A&M	3rd/06:50	Jadarian Price 47 yd rush (Mitch Jeter kick)	4-63	02:05	13-6
Aug. 31	Texas A&M	4th/01:54	Jeremiyah Love 21 yd rush (Mitch Jeter kick)	8-85	04:29	20-13
Aug. 31	Texas A&M	4th/00:30	Mitch Jeter 46 yd FG	4-5	01:04	23-13
Sept. 7	Northern Ill.	1st/08:28	Riley Leonard 11 yd rush (Mitch Jeter kick)	13-75	06:25	7-0
Sept. 7	Northern Ill.	3rd/08:34	Jeremiyah Love 34 yd rush (Mitch Jeter kick)	6-64	02:43	14-13
Sept. 14	Purdue	1st/12:50	Jeremiyah Love 48 yd rush (Mitch Jeter kick)	5-75	02:10	7-0
Sept. 14	Purdue	1st/01:53	Riley Leonard 3 yd rush (Mitch Jeter kick)	11-82	05:43	14-0
Sept. 14	Purdue	2nd/08:24	Riley Leonard 34 yd rush (Mitch Jeter kick)	7-68	03:16	21-0
Sept. 14	Purdue	2nd/02:10	Riley Leonard 13 yd rush (Mitch Jeter kick)	10-77	04:54	28-0
Sept. 14	Purdue	2nd/01:32	Boubacar Traore 34 yard interception return (Mitch Jeter kick)		00:38	35-0
Sept. 14	Purdue	2nd/00:04	Jadarian Price 70 yd rush (Mitch Jeter kick)	1-60	00:37	42-0
Sept. 14	Purdue	3rd/12:41	Cooper Flanagan 28 yd pass from Steve Angeli (Mitch Jeter kick)	2-32	00:40	49-0
Sept. 14	Purdue	3rd/05:39	Mitch Jeter 42 yd FG	7-51	03:54	52-7
Sept. 14	Purdue	4th/14:52	Kevin Bauman 8 yd pass from Steve Angeli (Zac Yoakam kick)	7-52	03:43	59-7
Sept. 14	Purdue	4th/05:44	Kenny Minchey 5 yd rush (Zac Yoakam kick)	3-31	01:31	66-7
Sept. 21	Miami (OH)	2nd/03:33	Riley Leonard 8 yd rush (Mitch Jeter kick)	10-87	04:59	7-3
Sept. 21	Miami (OH)	2nd/01:05	Beaux Collins 38 yd pass from Riley Leonard (Mitch Jeter kick)	6-81	00:56	14-3
Sept. 21	Miami (OH)	3rd/04:17	Jeremiyah Love 15 yd rush (Mitch Jeter kick)	7-60	03:00	21-3
Sept. 21	Miami (OH)	4th/05:39	Riley Leonard 50 yd rush (Mitch Jeter kick),	5-69	02:34	28-3
Sept. 28	Louisville	1st/07:22	Jeremiyah Love 6 yd rush (Mitch Jeter kick),	12-75	06:08	7-7
Sept. 28	Louisville	1st/04:59	Jaden Greathouse 34 yd pass from Riley Leonard (Mitch Jeter kick)	4-53	02:05	14-7
Sept. 28	Louisville	1st/02:40	Riley Leonard 4 yd rush (Mitch Jeter kick)	1-4	00:03	21-7
Sept. 28	Louisville	2nd/03:46	Mitch Jeter 48 yd FG	4-6	02:14	24-14
Sept. 28	Louisville	4th/09:16	Jeremiyah Love 32 yd pass from Riley Leonard (Mitch Jeter kick),	5-75	02:09	31-17
Oct. 12	Stanford	1st/01:27	Riley Leonard 6 yd rush (Mitch Jeter kick),	12-75	05:22	7-7
Oct. 12	Stanford	2nd/07:46	Jayden Thomas 15 yd pass from Riley Leonard (Zac Yoakam kick),	7-52	03:21	14-7
Oct. 12	Stanford	2nd/01:11	Kris Mitchell 5 yd pass from Riley Leonard (Zac Yoakam kick)	9-56	02:37	21-7
Oct. 12	Stanford	3rd/12:12	Jadarian Price 16 yd rush (Zac Yoakam kick)	2-17	00:40	28-7
Oct. 12	Stanford	3rd/06:49	Jeremiyah Love 39 yd rush (Zac Yoakam kick)	4-83	01:23	35-7
Oct. 12	Stanford	3rd/01:29	Eli Raridon 5 yd pass from Riley Leonard (Zac Yoakam kick)	5-64	02:37	42-7
Oct. 12	Stanford	4th/09:17	Aneyas Williams 19 yd rush (Marcello Diomede kick)	11-60	05:25	49-7
Oct. 19	Georgia Tech	2nd/07:00	Riley Leonard 1 yd rush (Zac Yoakam kick)	14-75	08:00	7-7
Oct. 19	Georgia Tech	2nd/01:53	Riley Leonard 12 yd rush (Zac Yoakam kick)	5-68	02:51	14-7
Oct. 19	Georgia Tech	3rd/11:01	Jeremiyah Love 1 yd rush (Zac Yoakam kick)	6-60	03:10	21-7
Oct. 19	Georgia Tech	4th/10:01	Zac Yoakam 42 yd field goal	11-32	03:59	24-7
Oct. 19	Georgia Tech	4th/02:37	Adon Shuler 36 yd interception return	0-0	00:10	31-7
Oct. 26	Navy	1st/10:28	Riley Leonard 1 yd rush (Zac Yoakam kick)	9-75	04:32	7-0
Oct. 26	Navy	1st/05:44	Kris Mitchell 6 yd pass from Riley Leonard (Zac Yoakam kick)	3-7	01:19	14-0
Oct. 26	Navy	2nd/12:28	Jeremiyah Love 64 yd rush (Zac Yoakam kick)	3-75	01:05	21-7
Oct. 26	Navy	2nd/05:05	Jeremiyah Love 2 yd rush (Zac Yoakam kick)	9-40	04:57	28-7
Oct. 26	Navy	2nd/00:26	Zac Yoakam 32 yd FG	9-63	01:20	31-7
Oct. 26	Navy	3rd/05:35	Beaux Collins 37 yd pass from Riley Leonard (Zac Yoakam kick)	7-75	02:57	38-14
Oct. 26	Navy	3rd/04:18	Jaylen Sneed 0 yd fumble return (Eric Goins kick missed)	0-0	01:17	44-14
Oct. 26	Navy	4th/07:08	Kedren Young 4 yd rush (Zac Yoakam kick)	4-16	02:12	51-14

**NOTRE DAME SCORING DRIVES, CONTINUED**

DATE	OPPONENT	QTR/TIME	SCORING PLAY	PLAYS-YDS	TIME	SCORE (ND-OPP)
Nov. 9	Florida State	1st/13:17	Riley Leonard 34 yd rush (Mitch Jeter kick)	5-75	01:43	7-0
Nov. 9	Florida State	2nd/14:35	Jadarian Price 65 yd rush (Mitch Jeter kick)	3-84	01:05	14-3
Nov. 9	Florida State	2nd/00:17	Mitchell Evans 12 yd pass from Riley Leonard (Mitch Jeter kick)	12-77	01:31	21-3
Nov. 9	Florida State	3rd/09:38	Riley Leonard 6 yd rush (Mitch Jeter kick)	6-38	02:55	28-3
Nov. 9	Florida State	3rd/01:05	Mitch Jeter 28 yd FG	6-50	02:51	31-3
Nov. 9	Florida State	4th/10:53	Jeremiyah Love 1 yd rush (Mitch Jeter kick)	7-65	03:51	38-3
Nov. 9	Florida State	4th/04:06	Deion Colzie 7 yd pass from Steve Angeli (Mitch Jeter kick)	8-57	04:20	45-3
Nov. 9	Florida State	4th/01:23	Luke Talich 79 yd interception return (Mitch Jeter kick)	-	02:43	52-3
Nov. 16	Virginia	1st/13:04	Jeremiyah Love 4 yd rush (Mitch Jeter kick)	4-25	01:52	7-0
Nov. 16	Virginia	2nd/06:34	Jayden Harrison 8 yd pass from Riley Leonard (Mitch Jeter kick)	9-88	03:42	14-0
Nov. 16	Virginia	2nd/02:20	Cooper Flanagan 2 yd pass from Riley Leonard (Mitch Jeter kick)	1-2	00:03	21-0
Nov. 16	Virginia	2nd/00:49	Mitchell Evans 16 yd pass from Riley Leonard (Mitch Jeter kick)	3-32	00:34	28-0
Nov. 16	Virginia	3rd/09:38	Jeremiyah Love 76 yd rush (Zac Yoakam kick)	3-88	01:21	35-0
Nov. 23	Army	1st/10:24	Jordan Faison 28 yd pass from Riley Leonard (Mitch Jeter kick)	5-68	02:17	7-0
Nov. 23	Army	1st/06:30	Jeremiyah Love 6 yd pass from Riley Leonard (Mitch Jeter kick)	3-7	01:38	14-0
Nov. 23	Army	2nd/04:35	Jeremiyah Love 14 yd rush (Mitch Jeter kick)	3-41	01:23	21-7
Nov. 23	Army	2nd/00:26	Jadarian Price 2 yd rush (Mitch Jeter kick)	8-50	02:14	28-7
Nov. 23	Army	3rd/14:44	Jeremiyah Love 68 yd rush (Mitch Jeter kick)	1-68	00:10	35-7
Nov. 23	Army	3rd/00:45	Jadarian Price 10 yd rush (Mitch Jeter kick)	8-57	03:33	42-7
Nov. 23	Army	4th/10:40	Aneayas Williams 58 yd rush (Mitch Jeter kick)	1-58	00:12	49-7
Nov. 30	USC	1st/02:28	Jeremiyah Love 1 yd rush (Mitch Jeter kick)	13-72	07:14	7-0
Nov. 30	USC	2nd/00:59	Eli Raridon 12 yd pass from Riley Leonard (Mitch Jeter kick)	7-65	02:27	14-7
Nov. 30	USC	3rd/12:38	Jadarian Price 36 yd rush (Mitch Jeter kick)	6-75	02:22	21-14
Nov. 30	USC	3rd/06:27	Riley Leonard 2 yd rush (Mitch Jeter kick)	6-75	02:39	28-21
Nov. 30	USC	3rd/01:11	Mitch Evans 23 yd pass from Riley Leonard (Mitch Jeter kick)	3-62	01:06	35-21
Nov. 30	USC	4th/03:39	Christian Gray 99 yd interception return (Mitch Jeter kick)	-	02:08	42-28
Nov. 30	USC	4th/01:18	Xavier Watts 100 yd interception return (Mitch Jeter kick)	-	02:21	49-28
Dec. 20	Indiana	1st/10:57	Jeremiyah Love 98 yd rush (Mitch Jeter kick)	1-98	00:14	7-0
Dec. 20	Indiana	2nd/12:52	Jayden Thomas 5 yd pass from Riley Leonard (Mitch Jeter kick)	16-83	09:08	14-0
Dec. 20	Indiana	2nd/00:07	Mitch Jeter 49 yd FG	12-52	03:13	17-3
Dec. 20	Indiana	3rd/04:21	Mitch Jeter 33 yd FG	11-28	06:42	20-3
Dec. 20	Indiana	4th/04:50	Riley Leonard 1 yd rush (Mitch Jeter kick)	9-78	05:44	27-3
Jan. 2	Georgia	2nd/08:20	Mitch Jeter 44 yd FG	8-49	03:54	3-3
Jan. 2	Georgia	2nd/00:39	Mitch Jeter 48 yd FG	10-32	02:28	6-3
Jan. 2	Georgia	2nd/00:27	Beaux Collins 13 yd pass from Riley Leonard (Mitch Jeter kick)	1-13	00:06	13-3
Jan. 2	Georgia	3rd/14:45	Jayden Harrison 98 yd kickoff return (Mitch Jeter kick)	-	00:00	20-3
Jan. 2	Georgia	4th/13:47	Mitch Jeter 47 yd FG	8-29	04:18	27-3
Jan. 9	Penn State	2nd/00:00	Mitch Jeter 41 yd FG	13-52	02:18	3-10
Jan. 9	Penn State	3rd/10:46	Riley Leonard 3 yd rush (Mitch Jeter kick)	8-75	04:14	10-10
Jan. 9	Penn State	4th/14:07	Jeremiyah Love 2 yd rush (Mitch Jeter kick)	10-71	05:19	17-10
Jan. 9	Penn State	4th/04:38	Jaden Greathouse 54 yd pass from Riley Leonard (Mitch Jeter kick)	7-81	03:11	24-24
Jan. 9	Penn State	4th/00:07	Mitch Jeter 41 yd FG	7-19	00:26	27-24



**OPPONENT SCORING DRIVES**

DATE	OPPONENT	QTR/TIME	SCORING PLAY	PLAYS-YDS	TIME	SCORE (ND-OPP)
Aug. 31	Texas A&M	1st/11:07	Randy Bond 34 yd FG	10-58	03:53	0-3
Aug. 31	Texas A&M	2nd/14:14	Randy Bond 49 yd FG	8-31	03:45	3-6
Aug. 31	Texas A&M	4th/11:49	Le'Veon Moss 1 yd rush (Randy Bond kick)	10-65	03:43	13-13
Sept. 7	Northern Ill.	1st/05:35	Antario Brown 83 yd pass from Ethan Hampton (Kanon Woodill kick)	5-98	02:51	7-7
Sept. 7	Northern Ill.	1st/02:13	Kanon Woodill 42 yd FG	5-30	01:28	7-10
Sept. 7	Northern Ill.	2nd/13:39	Kanon Woodill 21 yd FG	5-51	02:08	7-13
Sept. 7	Northern Ill.	4th/00:31	Kanon Woodill 35 yd FG	11-31	05:24	14-16
Sept. 14	Purdue	3rd/09:33	De'Nylon Morrisette 5 yd pass from Hudson Card (Spencer Porath kick)	6-75	03:08	49-7
Sept. 21	Miami (OH)	2nd/12:32	Dom Dzioban 26 yd FG	10-59	04:09	0-3
Sept. 28	Louisville	1st/13:30	Isaac Brown 10 yd pass from Tyler Shough (Brock Travelstead kick)	3-24	01:24	0-7
Sept. 28	Louisville	2nd/12:28	Ja'Corey Brooks 5 yd pass from Tyler Shough (Brock Travelstead kick)	3-9	01:30	21-14
Sept. 28	Louisville	4th/11:25	Brock Travelstead 56 yd FG	7-17	02:04	24-17
Sept. 28	Louisville	4th/05:17	Ja'Corey Brooks 24 yd pass from Tyler Shough (Brock Travelstead kick)	14-75	03:59	31-24
Oct. 12	Stanford	1st/06:49	Justin Lamson 1 yd rush (Emmet Kenney kick)	9-63	05:14	0-7
Oct. 19	Georgia Tech	1st/00:00	Jamal Haynes 1 yd rush (Aidan Birr kick)	13-71	07:06	0-7
Oct. 19	Georgia Tech	4th/00:23	Chase Lane 6 yd pass from Zach Pyron (Jackson Hawes pass from Zach Pyron failed)	9-80	02:08	31-13
Oct. 26	Navy	2nd/13:33	Blake Horvath 47 yd rush (Nathan Kirkwood kick)	5-80	02:18	14-7
Oct. 26	Navy	3rd/08:44	Eli Heidenreich 1 yd rush (Nathan Kirkwood kick)	12-75	06:16	31-14
Nov. 9	Florida State	1st/05:22	Ryan Fitzgerald 23 yd FG	16-75	07:52	7-3
Nov. 16	Virginia	3rd/07:52	Tony Muskett 18 yd rush (Will Bettridge kick)	5-75	01:46	35-7
Nov. 16	Virginia	4th/00:18	Tony Muskett 2 yd rush (Will Bettridge kick)	16-80	05:42	35-14
Nov. 23	Army	2nd/13:53	Bryson Daily 4 yd rush (Trey Gronotte kick)	12-75	07:37	14-7
Nov. 23	Army	4th/00:22	Bryson Daily 1 yd rush (Trey Gronotte kick)	17-75	10:18	49-14
Nov. 30	USC	2nd/12:07	Jayden Maiava 1 yd rush (Michael Lantz kick)	5-37	02:47	7-7
Nov. 30	USC	2nd/00:24	Ja'Kobi Lane 12 yd pass from Jayden Maiava (Michael Lantz kick)	5-78	00:31	14-14
Nov. 30	USC	3rd/09:06	Jayden Maiava 1 yd rush (Michael Lantz kick)	8-77	03:27	21-21
Nov. 30	USC	4th/08:43	Ja'Kobi Lane 6 yd pass from Jayden Maiava (Michael Lantz kick)	5-45	03:09	35-28
Nov. 30	USC	4th/00:13	Ja'Kobi Lane 8 yd pass from Jayden Maiava (Michael Lantz kick)	5-75	01:05	49-35
Dec. 20	Indiana	2nd/03:26	Nicolas Radicic 34 yd FG	9-48	04:00	14-3
Dec. 20	Indiana	4th/01:27	Myles Price 7 yd pass from Kurtis Rourke (Elijah Sarratt pass from Kurtis Rourke)	12-76	03:17	27-11
Dec. 20	Indiana	4th/00:25	Omar Cooper Jr. 23 yd pass from Kurtis Rourke (Elijah Sarratt pass from Kurtis Rourke failed)	8-50	00:59	27-17
Jan. 2	Georgia	2nd/12:14	Peyton Woodring 41 yd FG	5-55	02:00	0-3
Jan. 2	Georgia	3rd/09:36	Cash Jones 32 yd pass from Gunner Stockton (Peyton Woodring kick)	5-63	02:12	20-10
Jan. 9	Penn State	1st/14:56	Ryan Barker 20 yd FG	14-55	10:13	0-3
Jan. 9	Penn State	2nd/02:18	Nicholas Singleton 5 yd rush (Ryan Barker kick)	15-90	07:17	0-10
Jan. 9	Penn State	4th/10:20	Nicholas Singleton 7 yd rush (Ryan Barker kick)	7-75	03:47	17-17
Jan. 9	Penn State	4th/07:55	Nicholas Singleton 7 yd rush (Ryan Barker kick)	5-39	02:20	17-24

**THE LAST TIME...**

**RUSHING**

500 or more yards	515	at Boston College	2017
400 yards	451	Massachusetts	2015
300 yards	362	at Purdue	2024
200 yards	273	Army	2024
200 yards in the first half	278	at Purdue	2024
200 yards consecutive games	258	at USC	2024
	273	Army	2024
three straight 200-yard rushing games	258	at USC	2024
	273	Army	2024
	234	Virginia	2024
four-straight 200-yard rushing games	258	at USC	2024
	273	Army	2024
	234	Virginia	2024
	201	Florida State	2024
70 or more attempts	76	Michigan State	1991
60 attempts	63	Navy	2007
50 attempts	56	at Syracuse	2022
40 attempts	42	Penn State	2024
40 attempts consecutive games	48	at Stanford	2023
	48	vs. Oregon State	2023
Average over 7.0 yards per attempt	9.4	Army	2024
Eight or more rushing TDs	9	Pittsburgh	1965
Seven rushing TDs	7	at Boston College	2017
Six rushing TDs	6	at Purdue	2024
Five rushing TDs	5	Army	2024
Four rushing TDs	5	Army	2024
Three rushing TDs	3	at USC	2024

**PASSING**

500 or more yards	509	vs. Oklahoma State	2021
400 yards	434	New Mexico	2019
300 yards	342	Central Michigan	2023
60 or more attempts	68	vs. Oklahoma State	2021
50 attempts	53	Virginia Tech	2019
40 attempts	46	Cincinnati	2021
30 attempts	32	Indiana	2024
35 or more completions	38	vs. Oklahoma State	2021
30 completions	35	at Clemson	2015
25 completions	27	at Stanford	2021
completions to 10 different receivers	10	Indiana	2024
6 or more TDs	6	Bowling Green	2019
5 TDs	5	Wake Forest	2023
4 TDs	4	at NC State	2023
3 TDs	3	Virginia	2024
5 or more interceptions thrown	7	Southern Cal	1967
4 interceptions thrown	4	at Arizona State	2014
3 interceptions thrown	3	at Louisville	2023

**TOTAL OFFENSE**

700 or more yards	710	Wake Forest	2017
650 yards	654	Syracuse	2015
600 yards	611	Boston College	2017
550 yards	578	at Purdue	2024
500 yards	578	at Purdue	2024
450 yards	462	Army	2024
400 yards	436	at USC	2024
300 yards in the first half	302	at Navy	2024

**SCORING**

scored 60 or more points	66	at Purdue	2024
50 points	52	Florida State	2024
45 points	49	at USC	2024
40 points	49	at USC	2024
35 points	49	at USC	2024
30 points	49	at USC	2024
30 points in the first half	31	at Navy	2024
21 or more points in a quarter	21(3rd)	at USC	2024
21 or more points in the first quarter	21	Louisville	2024
21 or more points in the second quarter	21	Virginia	2024
21 or more points in the third quarter	21	at USC	2024
21 or more points in the fourth quarter	21	Florida State	2024
scored on the first 8 drives of the game (5 FG, 3 TD)	8	Boston College	2022
allowed 60 or more points		Never	
allowed 50 points	50	at Texas (2 OT)	2016
allowed 40 points	40	vs. Clemson	2020
allowed 30 points	35	at USC	2023
allowed 10 points or less	10	Georgia	2024
held scoreless	0-17	at Boston College	2008
held scoreless at home	0-38	Southern Cal	2007
held scoreless on the road	0-17	at Boston College	2008
held scoreless in the first half	0	Ohio State	2023
held scoreless in the second half	0	vs. Navy	2022
held without offensive TD	3-30	vs. Clemson	2019
held without offensive TD on the road	3-10	at NC State	2016
held without offensive TD at home	0-38	Southern Cal	2007
held opponent scoreless	44-0	Boston College	2022
held opponent scoreless in first half	42-0	at Purdue	2024
held opponent scoreless at home	44-0	Boston College	2022
held opponent scoreless on the road	17-0	at Purdue	1993
held opponent without offensive TD	52-3	Florida State	2024
held opponent without offensive TD on the road	28-3	at Virginia	2021
held opponent without offensive TD at home	52-3	Florida State	2024
held opponent scoreless neutral site	22-0	vs. Maryland	2002
held two opponents scoreless in a season	22-0	vs. Maryland	2002
	42-0	Rutgers	2002
held three opponents scoreless in a season	23-0	Purdue	1976
	49-0	at Northwestern	1976
	41-0	Oregon	1976

held four/five/six opponents scoreless in a season	35-0	vs. Army	1966
	32-0	North Carolina	1966
	38-0	at Oklahoma	1966
	40-0	Pittsburgh	1966
	64-0	Duke	1966
	51-0	at Southern Cal	1966
scored on the first play of the game	int return	at Syracuse	2022
		B. Joseph	29 yds

**TURNOVERS**

did not commit a turnover	0	Georgia	2024
committed six or more turnovers	6	vs. Navy	1984
committed five turnovers	5	at Louisville	2023
lost four or more fumbles	4	Michigan State	1999
lost three fumbles	3	at Boston College	2020
recorded six or more takeaways	6 (1 int, 5 fumbles,	at Navy	2024
recorded five takeaways	5 (3 INT, 2 fumble)	Virginia	2024
recorded five takeaways, back-to-back games	5 (3 int, 2 fumble)	Southern Cal	2023
	5 (4 int, 1 fumble)	Pittsburgh	2023
returned an interception for a touchdown	2	at USC	2024
returned two interceptions for touchdowns	2	at USC	2024
returned two interceptions for touchdowns on back-to-back defensive possessions	2	at USC	2024
returned a fumble for a touchdown	1	at Navy	2024
returned two fumbles for touchdowns	2	Stanford	2003
recovered fumble in end zone for a TD	1	at Navy	2024
returned an interception for a TD, fumble return for a TD in same game		Georgia Tech	2021
returned two fumbles for a TD, interception for TD in same game		Purdue	2002

**DEFENSE**

held opponent to 100 or fewer rushing yards	62	Georgia	2024
held opponent to 50 or fewer rushing yards	38	at Purdue	2024
100 or fewer passing yards	26	Army	2024
200 or fewer passing yards	135	Penn State	2024
100 or fewer passing yards, consecutive games	88	Florida State	2024
	88	at Navy	2024
200 or fewer total yards	200	at Purdue	2024
300 or fewer total yards	278	Indiana	2024
300 or fewer total yards, consecutive games	296	Georgia	2024
	278	Indiana	2024
intercepted five or more passes	5	Michigan	2012
intercepted four passes	4	Pittsburgh	2023
intercepted three passes	3	Virginia	2024
intercepted three passes, consecutive games	3	Southern Cal	2023
	4	Pittsburgh	2023
forced five or more fumbles	5	at Louisville	2019

forced four fumbles	4	Syracuse	2020
forced three fumbles	3	Georgia	2024
scored a safety		vs. Oregon State	2023
scored two safeties		Michigan State	1987
ND/opposing team each scored a safety		vs. Florida State	1995
recorded nine or more sacks	9	Michigan State	1994
eight sacks	8	Florida State	2024
seven sacks	8	Florida State	2024
six sacks	8	Florida State	2024
held opponent without a rushing first down	0	vs. Oregon State	2023
held opponent to 10 or fewer first downs	6	at Purdue	2024
held opponent to just one 3rd down conversion	1-12	at Purdue	2024
held opponent without a 3rd down conversion	0-12	UNLV	2022

**SPECIAL TEAMS**

returned a punt for a touchdown	Pittsburgh	Chris Tyree (82 yds)	2023
returned two or more punts for a touchdown	Pittsburgh	Allen Rossum (55 yds) Allen Rossum (83 yds) Autry Denson (74 yds)	1996
100 or more punt return yards	Pittsburgh	102	2023
returned a blocked punt for a TD	Clemson	Prince Kollie (17 yds)	2022
returned a kickoff for a touchdown	Georgia	Jayden Harrison (98 yds)	2024
returned 2 kickoffs for touchdowns	Pittsburgh	Allen Rossum (93 yds) Jarious Jackson (40 yds)	1997
returned a punt for TD, kickoff for TD in the same game	Nebraska	Joey Getherall (punt, 83 yds) Julius Jones (kick, 100 yds)	2000
returned a blocked FG for a TD	at Stanford	J. Jean-Baptiste (60)	2023
returned a kick for a TD and a blocked PAT in the same game	Syracuse	CJ Sanders (kick) Cole Luke (PAT blk)	2016
blocked a punt	Army	Bryce Young	2024
blocked two punts	Florida State	Adon Shuler, Preston Zinter	2024
blocked two consecutive punts	UNLV	Isaiah Foskey (both)	2022
blocked punt in consecutive games	Stanford & UNLV		2022
blocked punt in three cons. games	at Syracuse	Clarence Lewis	2022
blocked punt in four cons. games	Clemson	Jordan Botelho	2022
blocked punt in five cons. games	vs. Navy	Jack Kiser	2022
spoiled a fake punt attempt	vs. Oregon State	Joshua Burnham	2023
punted 10 or more times	at Michigan		2019
did not punt	vs. Army		2024
blocked a field goal	at Georgia Tech	Bryce Young	2024
had a field goal blocked	Indiana		2024
blocked a PAT kick	Florida State	Jerry Tillery	2018
scored on a blocked PAT kick	Florida State	Julian Love	2018
missed a PAT kick	at Navy		2024
had a PAT kick blocked	Florida State		2018
opponent scored on blocked PAT	Northwestern		2014
had a punt blocked	Northwestern		2018
two-point conversion	at Duke	Rico Flores Jr. catch	2023
missed two-point conversion	at Southern Cal	pass failed	2022
stopped 3 two-point conv. attempts	at North Carolina		2022

recovered two opponent inside kicks	vs. Navy	P. Kollie, M. Salerno	2022
successful inside kick	Wake Forest		2023

**MISCELLANEOUS**

had 35 or more first downs	35	at North Carolina	2022
had 30 or more first downs	35	at North Carolina	2022
had 25 or more first downs	27	at Purdue	2024
had 20 or more first downs	23	Penn State	2024
ND was not penalized		at LSU	1997
had 10 or more penalties	10	Georgia	2024
has 120 or more yards in penalties	120	at Rutgers	2000
had 40 or more minutes of possession time	40:55	vs. BYU	2022
had 35 or more minutes of possession time	35:43	Indiana	2024
was involved in a tie game	17-17	at Southern Cal	1994
was involved in an overtime game	41-38	at Florida State	2021
was involved in a 2 OT overtime game	47-40	Clemson	2020
was involved in a 3 OT overtime game	29-26	Pittsburgh	2012
was involved in a 4 OT overtime game	33-36	Pittsburgh	2008
game-winning score in last minue	0:31	at Duke	2023
Audric Estimé 30-yard rush			
Notre Dame scored on offense, defense and special teams		Southern Cal	2023
pass TD, rush TD, fumble return, kick return			
Notre Dame scored on offense, defense and special teams, consecutive game		Southern Cal	2023
pass TD, rush TD, fumble return, kick return			
		Pittsburgh	2023
pass TD, rush TD, interception return, punt return			

**NOTRE DAME PLAYER RUSHING**

rushed for 100 yards in 1st half	100	Riley Leonard	at Purdue	2024
rushed for 100 yards	108	Jeremiyah Love	Indiana	2024
rushed for 125 yards	130	Jeremiyah Love	Army	2024
rushed for 150 yards	238	Audric Estimé	at Stanford	2023
rushed for 175 yards	238	Audric Estimé	at Stanford	2023
rushed for 200 yards	238	Audric Estimé	at Stanford	2023
rushed for 250 yards	262	Julius Jones	at Pittsburgh	2003
QB rushed for 200 yards	207	Brandon Wimbush	at Boston College	2017
QB rushed for 100 yards	143	Riley Leonard	Miami (OH)	2024
player rushed for 100 yards in consecutive games		Jeremiyah Love		
	130	Jeremiyah Love	Army	2024
	137	Jeremiyah Love	Virginia	2024
two players rush for over 100 yards	109	Jeremiyah Love	at Purdue	2024
	100	Riley Leonard	at Purdue	2024
three players rush for over 100 yds	128	DeShone Kizer	at Stanford	2015
	161	Josh Adams	at Stanford	2015
	124	Dexter Williams	at Stanford	2015
rushed 40 or more times	40	Allen Pinkett	at LSU	1984
rushed 35 times	35	Julius Jones	BYU	2003

rushed 30 times	32	James Aldridge	Navy	2007
rushed 25 times	25	Audric Estimé	at Stanford	2023
two players rush 20 times	20	Audric Estimé	at Syracuse	2022
	20	Logan Diggs	at Syracuse	2022
rushed for 4 or more TDs	4	Audric Estimé	at Stanford	2023
rushed for 3 TDs	3	Riley Leonard	at Purdue	2024
rushed for 2 TDs	2	Jeremiyah Love	Army	2024
	2	Jadarian Price	Army	2024
Rushed for multiple TDs in consecutive games		Jeremiyah Love		
	2	Jeremiyah Love	Army	2024
	2	Jeremiyah Love	Virginia	2024
had a run of 90 yards or more	98	Jeremiyah Love	Indiana	2024
had a run of 80 yards or more	98	Jeremiyah Love	Indiana	2024
had a run of 70 yards or more	98	Jeremiyah Love	Indiana	2024
had a run of 60 yards or more	98	Jeremiyah Love	Indiana	2024
had a run of 50 yards or more	98	Jeremiyah Love	Indiana	2024

**PASSING**

passed for 500 or more yards	509	Jack Coan	vs. Oklahoma St.	2021
passed for 400 yards	509	Jack Coan	vs. Oklahoma St.	2021
passed for 300 yards	330	Sam Hartman	Central Michigan	2023
attempted 60 or more passes	68	Jack Coan	vs. Oklahoma St.	2021
attempted 50 passes	53	Ian Book	Virginia Tech	2019
attempted 40 passes	40	Ian Book	Boston College	2019
attempted 30 passes	32	Riley Leonard	Indiana	2024
completed 30 or more passes	38	Jack Coan	vs. Oklahoma St.	2021
completed 20 passes	23	Riley Leonard	Indiana	2024
threw six touchdowns	6	Brady Quinn	BYU	2005
threw five touchdowns	5	Jack Coan	vs. Oklahoma St.	2021
threw four touchdowns	4	Sam Hartman	Wake Forest	2023
threw three touchdowns	3	Riley Leonard	Virginia	2024
threw five or more interceptions	5	Terry Hanratty	Southern Cal	1967
threw four interceptions	4	Everett Golson	at Arizona State	2014
threw three interceptions	3	Sam Hartman	at Louisville	2023
completed a pass of 90 yds or more	95	Dayne Crist	Michigan	2010
completed a pass of 80 yds or more	83	Brandon Wimbush	at Stanford	2017
completed a pass of 70 yds or more	76	Sam Hartman	Central Michigan	2023
completed a pass of 60 yds or more	60	Sam Hartman	Pittsburgh	2023
completed a pass of 50 yds or more	54	Riley Leonard	Penn State	2024
finished first half w/o incompletion	8-8	Drew Pyne	at Southern Cal	2022
completed 10 straight passes	15	Drew Pyne	at Southern Cal	2022
completed 15 consecutive passes	15	Drew Pyne	at Southern Cal	2022
consecutive completions to start a game	15	Drew Pyne	at Southern Cal	2022
consecutive passing attempts without an interception to start the season	150	Sam Hartman		2023



**RECEIVING**

caught 10 or more passes	11	Michael Mayer	vs. BYU	2022
caught 7 passes	7	Jaden Greathouse	Penn State	2024
had 200 or more yards	201	Golden Tate	at Stanford	2009
had 175 yards	180	Chase Claypool	Wake Forest	2017
had 150 yards	180	Chase Claypool	Wake Forest	2017
had 100 yards	105	Jaden Greathouse	Penn State	2024
had 2/3 receivers with 100+ yds	136	Lorenzo Styles	vs. Oklahoma St.	2021
	115	Chris Tyree	vs. Oklahoma St.	2021
	105	Kevin Austin	vs. Oklahoma St.	2021
caught a 75 yd pass	76	Chris Tyree	Central Michigan	2023
two receptions over 75 or more	75	Tobias Merriweather	Central Michigan	2023
	76	Chris Tyree	Central Michigan	
caught 4 or more TDs	4	Chase Claypool	Navy	2019
caught 3 or more TDs	3	Javon McKinley	Syracuse	2020
caught 3 or more TDs in one half	3	Ben Skowronek	at Boston College	2020
caught 2 or more TDs	2	Holden Staes	at NC State	2023

**TOTAL OFFENSE**

had 500 or more total yards	505	Jack Coan	vs. Oklahoma St.	2021
had 400 total yards	406	Ian Book	New Mexico	2019
had 100 yard passing, 100 rushing	154 143	Riley Leonard	Miami (OH)	2024
had 3 RB with 100+ scrimmage yards	134	Audric Estimé	at North Carolina	2022
	111	Chris Tyree	at North Carolina	2022
	115	Logan Diggs	at North Carolina	2022

**SCORING**

accounted for 6 or more TDs	6	Ian Book	New Mexico	2019
accounted for 5 or more TDs	5	Tyler Buchner	vs. South Carolina	2022
accounted for 4 or more TDs	4	Riley Leonard	Stanford	2024
accounted for 3 or more TDs	3	Riley Leonard	at USC	2024

**DEFENSE**

3 or more interceptions	3	Benjamin Morrison	Boston College	2022
2 interceptions	2	Xavier Watts	Pittsburgh	2023
2 int. in back-to-back games	2	Xavier Watts	Southern Cal	2023
	2	Xavier Watts	Pittsburgh	2023
interception in 3 straight games	3	Xavier Watts	Southern Cal Pittsburgh at Clemson	2023
intercepted a pass against same opponent, consecutive meetings		Xavier Watts	USC	2023 2024
interception return for a TD	1	Christian Gray	at USC	2024
	1	Xavier Watts	at USC	2024
returned 2 interceptions for TDs, same game		Jack Kiser (66 yds)	vs. Wisconsin	2021
		Drew White (48 yds)		
interception return for a TD, consecutive games		Tom Zbikowski	Tennessee BYU	2005
forced 2 fumbles	2	Howard Cross III	at Duke	2023

recovered 3 fumbles			never	
recovered 2 fumbles	2	Nick McCloud	vs. Clemson	2020
fumble return for TD		Jaylen Sneed (in end zone)	at Navy	2024
2 fumble returns for a TD	2	Tony Driver (24, 22 yards)	Navy	2000
20 or more tackles	21	Manti Te'o	Stanford	2010
15 tackles	17	Te'veon Coney	vs. LSU	2017
10 tackles	10	Jack Kiser	Penn State	2024
2 players, 10 tackles, same game	13	Howard Cross III	at Duke	2023
	11	JD Bertrand	at Duke	2023
defensive lineman 10 tackles	13	Howard Cross III	at Duke	2023
defensive lineman interception return for a touchdown	34	Boubacar Traore	at Purdue	2024
defensive lineman fumble return for a touchdown	70	Myron Tagovailoa-Amosa	Georgia Tech	2021
4.0 or more sacks	4.0	Jerry Tillery	Stanford	2018
3.0 sacks	3.0	Rylie Mills	Florida State	2024
2.0 sacks	3.0	Rylie Mills	Florida State	2024
	2.0	Donovan Hinish	Florida State	2024
Sacks on back-to-back plays	2	Rylie Mills	Florida State	2024
INT, FF, FR in same game		Xavier Watts	Southern Cal	2023
INT, FF, FR, def TD in same game		Xavier Watts	Southern Cal	2023
2 INT, FF, FR for a TD		Xavier Watts	Southern Cal	2023

**SPECIAL TEAMS**

scored 17 or more points kicking	17	Jonathan Doerer	vs. Clemson	2020
scored 15 points kicking	17	Jonathan Doerer	vs. Clemson	2020
scored 10 points kicking	11	Mitch Jeter	Georgia	2024
5 or more field goals	5	Kyle Brindza	vs. Rutgers	2013
4 field goals	4	Jonathan Doerer	vs. Clemson	2020
2 field goals of 50 yards or more	2	Spencer Shrader	at Louisville	2023
longest field goal	54	Spencer Shrader	at NC State	2023
	54	Spencer Shrader	at Louisville	2023
field goal of 50 yards or more	54	Spencer Shrader	at Louisville	2023
punted over 70 yards	72	Jay Bramblett	vs. Wisconsin	2021
punted over 60 yards	60	James Rendell	at USC	2024
punted 10 or more times	10	Jay Bramblett	at Michigan	2019
returned a kickoff for a TD	98	Jayden Harrison	Georgia	2024
returned 2 kickoffs for a TD	89 92	Raghib Ismail	at Michigan	1989
returned 2 kickoffs for a TD, same season	92 93	C.J. Sanders	vs. Army vs. Syracuse	2016
175 yards or more on kickoff returns	182	C.J. Sanders	at Stanford	2015
100 yards or more on kickoff returns	132	Chris Tyree	vs. Wisconsin	2021
returned a blocked PAT for 2 pts		Julian Love	Florida State	2018
returned a blocked FGA for a TD	60	J. Jean-Baptiste	at Stanford	2023
returned a punt for a touchdown	82	Chris Tyree	Pittsburgh	2023
returned 2 punts for a TD, same game	55 83	Allen Rossum	Pittsburgh	1996
returned a punt for a TD, interception for a TD same game		Tom Zbikowski	Tennessee	2005

100 yards or more on punt returns	101	Golden Tate	at Pittsburgh	2009
-----------------------------------	-----	-------------	---------------	------

returned a fumble for a touchdown			at Georgia Tech	2020
Zamari Walton - 93 yards				

**THE LAST TIME AN OPPOSING TEAM...**

**RUSHING**

400 or more yards	411	Pittsburgh	1975
300 yards	303	Michigan	2019
200 yards	204	Penn State	2024
50 or more rushing attempts	58	Army	2024
5 or more rushing TDs	5	Texas	2016
4 rush TDs	4	at Southern Cal	2022
two players with 100+ rushing yards in a game	2	BYU	2013
Taysom Hill - 100; Paul Laskike - 101			

**PASSING**

400 or more yards	439	Clemson	2020
300 yards	360	at USC	2024
60 or more passing attempts	60	Tennessee	1990
50 passing attempts	51	vs. Oklahoma St.	2021
40 passing attempts	49	at USC	2024
30 or more pass completions	34	vs. Oklahoma St.	2021
5 or more passing TDs	5	at North Carolina	2022
4 passing TDs	4	vs. Oklahoma St.	2021
3 passing TDs	3	at USC	2024

**TOTAL OFFENSE**

600 or more yards	605	vs. Oklahoma St.	2021
500 yards	557	at USC	2024
400 yards	557	at USC	2024
90 or more plays	95	vs. Oklahoma St.	2021
80 plays	81	Stanford	2022
75 plays	77	at USC	2024

**SCORING**

60 or more points		never	
50 points	50	at Texas	2016
40 points	40	Clemson	2020
30 points	35	at USC	2023
scored a two-point conversion		Indiana	2024

**TURNOVERS**

did not commit a turnover		Northern Illinois	2024
3 or more fumbles lost	5	at Navy	2024
Threw 5 or more interceptions	5	Southern Cal	1967
Threw 4 interceptions	4	Pittsburgh	2023
Threw 3 interceptions	3	Virginia	2024
returned an interception for a touchdown		at Clemson	2023
J. Trotter - 28 yards			
returned two interceptions for a touchdown		vs. South Carolina	2022
O'Donnell Fortune - 100 yards			
DQ Smith - 47 yards			

**DEFENSE**

held ND to 10 or fewer first downs	10	at NC State	2016
scored a safety		Stanford	2016
held ND to 50 or fewer rushing yards	44	at Louisville	2023
held ND to 200 or fewer passing yards	90	Georgia	2024
held ND to 100 or fewer passing yards	90	Georgia	2024
held ND to 300 or fewer total yards	244	Georgia	2024
held ND to 200 or fewer total yards	180	at Michigan	2019
posted five or more sacks	5.0	Penn State	2024

**SPECIAL TEAMS**

returned a punt for a touchdown	at Southern Cal	Adore Jackson (55 yds)	2016
returned a blocked punt for a TD	NC State	Germain Pratt (0 yds)	2017
returned a kickoff for a TD	Pittsburgh	Maurice French (99 yds)	2018
returned kickoff, punt in same game	at Southern Cal	Adore Jackson (55 yd PR; 97 yd KR)	2016
punted 10 or more times	Purdue	10	2024
did not punt	Miami FL		1985
missed a PAT kick attempt	vs. Navy		2022

**MISCELLANEOUS**

had 30 or more first downs	34	vs. Oklahoma St.	2021
had 20 first downs	20	Penn State	2024
had 10 or more penalties	10	Miami (OH)	2024
had 100 or more yards in penalties	100	Miami (OH)	2024
had 35 or more minutes of possession time	39:49	Army	2024
had 100-yd receiver, 100-yd rusher		vs. Oklahoma St.	2021
Spencer Sanders, 125 rushing; Brennan Presley 137 receiving; Tay Martin 104 receiving			
had 2 players with 100 receiving yards		vs. Oklahoma St.	2021
Brennan Presley, 137; Tay Martin 104			

**AN OPPOSING PLAYER RUSHING**

rushed for 100 yards	139	Bryson Daily	Army	2024
rushed for 150 yards	186	Phil Mafah	at Clemson	2023
rushed for 200 yards	210	Alexander Teich	Navy	2010
rushed for 300 yards	303	Tony Dorsett	Pittsburgh	1975
rushed 40 or more times	42	Craig Heyward	Pittsburgh	1987
rushed 30 times	39	Bryson Daily	Army	2024
rushed 25 times	39	Bryson Daily	Army	2024
rushed for 5 or more TDs	5	Walter Reyes	at Syracuse	2003
rushed for 4 TDs	4	Ezekiel Elliott	vs. Ohio State	2015
rushed for 3 TDs	3	Nicholas Singleton	Penn State	2024
rushed for 2 TDs	3	Nicholas Singleton	Penn State	2024
a rush of 80 yards or more	89	Jashaun Corbin	at Florida State	2021
a rush of 70 yards	74	Courtney Reese	UNLV	2022
a rush of 60 yards	60	Blake Horvath	at Navy	2024
a rush of 50 yards	60	Blake Horvath	at Navy	2024

**PASSING**

passed for 300 yards	360	Jayden Maiava	at USC	2024
passed for 400 yards	439	D.J. Uiagalelei	Clemson	2020
passed for 500 yards		never		
attempted 60 or more passes	60	Andy Kelly	Tennessee	1990
attempted 50 passes	51	Spencer Sanders	vs. Oklahoma St.	2021
attempted 40 passes	48	Jayden Maiava	at USC	2024
completed 30 passes	34	Spencer Sanders	vs. Oklahoma St.	2021
completed 20 passes	20	Gunner Stockton	Georgia	2024
threw 6 or more TDs	6	Cody Kessler	Southern Cal	2014
threw 5 TDs	5	Drake Maye	at North Carolina	2022
threw 4 TDs	4	Spencer Sanders	vs. Oklahoma St.	2021
completed 90-yard or more pass	97	Kyle Orton	Purdue	2004
completed 80-yard pass	83	Ethan Hampton	Northern Illinois	2024
completed 70-yard pass	83	Ethan Hampton	Northern Illinois	2024
completed 60-yard pass	67	Gunner Stockton	Georgia	2024

**RECEIVING**

caught 15 or more passes	15	Drake London	Southern Cal	2021
caught 10 passes	11	Emeka Egbuka	at Ohio State	2022
	11	Marvin Harrison Jr.	at Ohio State	2022
had 200 or more yards receiving	238	Selwyn Lymon	Purdue	2006
had 150 yards receiving	150	Antoine Green	at North Carolina	2022
had 100 yards receiving	133	Makai Lemon	at USC	2024
caught 3 or more TD passes	3	Ja'Kobi Lane	at USC	2024

**SCORING**

accounted for 7 or more TDs	7	Spencer Sanders	vs. Oklahoma St.	2021
accounted for 6 TDs	6	Cody Kessler	Southern Cal	2014
accounted for 5 TDs	5	Jayden Maiava	at USC	2024

**DEFENSE**

3 or more interceptions	3	Rod Johnson	NC State	2003
2 interceptions	2	Devin Neal	at Louisville	2023
3.0 or more sacks	3.0	Bradley Chubb	NC State	2016
2.0 sacks	2.0	Dani Dennis-Sutton	Penn State	2024

**SPECIAL TEAMS**

kicked 4 or more field goals	4	Brock Travelstead	at Louisville	2023
kicked a 50-yd or more field goal	56	Brock Travelstead	Louisville	2024
kicked a punt of 65 or more yards	65	Jake Bailey	Stanford	2017
totaled 100 or more KR yards	117	Makai Lemon	at USC	2024

**GAME 1 - TEXAS A&M**

Aug. 31, 2024 | Kyle Field (College Station, TX)

<b>[7/7] NOTRE DAME</b>	<b>23</b>
<b>[20/20] TEXAS A&amp;M</b>	<b>13</b>

The University of Notre Dame football team (1-0) put together a clutch eight-play, 85-yard drive in the game's final six minutes to defeat Texas A&M (0-1) 23-13 at Kyle Field on Saturday evening.

The defensive battle saw Notre Dame take a seven-point lead in the third quarter on a long run from Jadarian Price, but the home team fought back to tie the game early in the fourth quarter. The Irish then found their offense with two first down passes, then two first-down runs to melt the clock down into the game's final minutes. Jeremiyah Love then burst through the right side for a 21-yard game-winning touchdown run.

The stifling Irish pass defense, which held Texas A&M to just 100 passing yards, shut down the final Aggie drive and Mitch Jeter kicked his third field goal of the night, a 46-yarder, to seal the victory.

Love finished with 91 yard rushing on 14 attempts, while Price added 44 and starting quarterback Riley Leonard contributed 63 yards rushing and 158 passing yards. Jack Klsr (eight tackles) and Jordan Bothelho (a career-high six tackles) led the stifling Irish defensive effort that also included interceptions from Xavier Watts and Adon Shuler

**SCORE BY QUARTERS**

	1	2	3	4	FINAL
Notre Dame	3	3	7	10	23
Texas A&M	3	3	0	7	13

**SCORING SUMMARY**

1st	11:07	A&M	R.Bond 34 yd FG, 10-58, 03:53
	06:39	ND	M.Jeter 46 yd FG, 9-47, 04:28
2nd	14:14	A&M	R.Bond 49 yd FG, 8-31, 03:45
	08:32	ND	M.Jeter 26 yd FG, 7-21, 02:35
3rd	06:50	ND	J.Price 47 yd rush (M.Jeter kick), 4-63, 02:05
4th	11:49	A&M	L.Moss 1 yd rush (R.Bond kick), 10-65, 03:43
	01:54	ND	J.Love 21 yd rush (M.Jeter kick), 8-85, 04:29
	00:30	ND	M.Jeter 46 yd FG, 4-5, 01:04

**TEAM STATISTICS**

	ND	A&M
FIRST DOWNS	18	17
RUSHES-YARDS (NET)	34-198	38-146
PASSING YARDS (NET)	158	100
Passes Att- Comp-Int	30-18-0	30-12-2
TOTAL OFFENSE PLAYS-YARDS	64-356	68-246
Fumble Returns-Yards	0-0	0-0
Punt Returns-Yards	0-0	2-18
Kickoff Returns-Yards	1-19	2-41
Interception Returns-Yards	2-12	0-0
Punts (Number-Avg)	5-42.8	4-54.0
Fumbles-Lost	1-0	0-0
Penalties-Yards	11-99	6-55
Possession Time	31:35	28:25
Third-Down Conversions	2-12	4-13
Fourth-Down Conversions	1-2	0-2
Red-Zone Scores-Chances	1-1	2-2

Rushing: Notre Dame- Jeremiyah Love 14-91-1, Riley Leonard 12-63, Jadarian Price 8-44-1. Texas A&M- Le'Veon Moss 20-70-1, Conner Weigmen 7-26, E.J. Smith 4-24, Amari Daniels 5-20, Jahdae Walker 1-6, Terry Bussey 1-0.

Passing: Notre Dame- Riley Leonard 18-158. Texas A&M- Conner Weigmen 12-100

Receiving: Notre Dame- Beaux Collins 5-62, Jaden Greathouse 3-26, Cooper Flanagan 2-25, Jordan Faison 2-12, Jayden Harrison 2-4, Jayden Thomas 1-14, Kris Mitchell 1-12, Jeremiyah Love 1-3, Devyn Ford 1-0. Texas A&M- Jahdae Walker 6-31, Cyrus Allen 2-28, Le'Veon Moss 2-13, Tre Watson 1-18, Noah Thomas 1-10.

**GAME 2 - NIU**

Sept. 7, 2024 | Notre Dame Stadium (South Bend, IN)

<b>NORTHERN ILLINOIS</b>	<b>16</b>
<b>[5/7] NOTRE DAME</b>	<b>14</b>

In front of a sold out crowd at Notre Dame Stadium, the fifth-ranked Fighting Irish (1-1) were upset in their home opener against the Northern Illinois Huskies (2-0), falling 16-14 on a 35-yard field goal with 31 seconds remaining.

Notre Dame looked promising to start the game. On its very first drive, they were led down the field by quarterback Riley Leonard as he gained yards through the air as well as on the ground. The Irish finished the drive off with an 11-yard keeper from Leonard for a touchdown.

After that, Northern Illinois held the momentum for a large majority of the game. On the Huskies first drive, senior running back Anterio Brown took a slant route 83 yards for a touchdown, tying the score 7-7.

The Huskies solid performance continued on the defensive side as they held Notre Dame to a quick three-and-out. On the next possession, multiple positive rushes from Anterio Brown got the Huskies into field goal range, allowing them to take a 10-7 lead.

The Irish held Northern Illinois to another field goal, making the score 13-7 NIU.

In the second half, Jeremiyah Love was able to show some life for the Irish offense. After a few first downs, he took a rush up the middle for a 34 yard touchdown, hurdling over a defender in the process. This gave Notre Dame a 14-13 lead.

With the game on the line, Kanon Woodill attempted a 35 yarder to take the lead. It was good, and the Huskies were now leading 16-14 with 31 seconds left in the game.

**SCORE BY QUARTERS**

	1	2	3	4	FINAL
NIU	10	3	0	3	16
Notre Dame	7	0	7	0	14

**SCORING SUMMARY**

1st	08:28	ND	#13 R.Leonard 11 yd rush (#98 M.Jeter kick), 13-75, 06:25
	05:35	NIU	#1 A.Brown 83 yd pass from #2 E.Hampton (#92 K.Woodill kick), 5-98, 02:51
	02:13	NIU	#92 K.Woodill 42 yd FG, 5-30, 01:28
2nd	13:39	NIU	#92 K.Woodill 21 yd FG, 5-51, 02:08
3rd	08:34	ND	#4 J.Love 34 yd rush (#98 M.Jeter kick), 6-64, 02:43
4th	00:31	NIU	#92 K.Woodill 35 yd FG, 11-31, 05:24

**TEAM STATISTICS**

	NIU	ND
FIRST DOWNS	16	17
RUSHES-YARDS (NET)	45-190	28-123
PASSING YARDS (NET)	198	163
Passes Att- Comp-Int	20-10-0	33-20-2
TOTAL OFFENSE PLAYS-YARDS	65-388	61-286
Fumble Returns-Yards	0-0	0-0
Punt Returns-Yards	2-11	0-0
Kickoff Returns-Yards	1-2	4-89
Interception Returns-Yards	2-33	0-0
Punts (Number-Avg)	4-35.0	5-36.8
Fumbles-Lost	1-0	1-0
Penalties-Yards	3-35	3-35
Possession Time	34:38	25:22
Third-Down Conversions	6-16	3-10
Fourth-Down Conversions	1-2	0-0
Red-Zone Scores-Chances	2-2	1-1

Rushing: Notre Dame- Jeremiyah Love 11-79-1, Jadarian Price 4-24, Riley Leonard 11-16-1, Aneay Williams 1-4, Devyn Ford 1-0. Northern Illinois- Anterio Brown 20-99, Gavin Williams 17-59, Ethan Hampton 5-21, Trayvon Rudolph 1-5, George Dimopoulos 1-4, Grayson Barnes 1-2.

Passing: Notre Dame- Riley Leonard 20-32-2-163, TEAM 0-1-0. Northern Illinois- Ethan Hampton 10-19-0-198-1, Trayvon Rudolph 0-1-0.

Receiving: Notre Dame- Beaux Collins 5-45, Jaden Greathouse 5-41, Kris Mitchell 3-32, Mitchell Evans 2-26, Jeremiyah Love 2-10, Devyn Ford 1-6, Jayden Thomas 1-4, Jadarian Price 1- -1. Northern Illinois: Anterio Brown 2-126, Keyshaun Pipkin 1-14, Grayson Barnes 1-13, Cam Thompson 1-12, Tristen Tewes 1-12, Dane Pardridge 1-8, George Dimopoulos 1-8, Brock Lampe 1-3, Andrew McElroy 1-2.



**GAME 3 - PURDUE**

Sept. 14, 2024 | Ross-Ade Stadium (West Lafayette, IN)

**GAME 4 - MIAMI (OH)**

Sept. 21, 2024 | Notre Dame Stadium (South Bend, IN)

<b>(18/19) NOTRE DAME</b>	<b>66</b>
<b>PURDUE</b>	<b>7</b>

The University of Notre Dame football team exploded for 42 points in the first half, played most of its reserve players in the second half and cruised to a dominating 66-7 win over Purdue on Saturday afternoon.

Riley Leonard led the offensive explosion in the first half, rushing for 100 yards and three consecutive touchdowns while passing for 112 yards. By the time Jadarian Price rambled 70 yards on Notre Dame's final play of the first half - part of the 278 Irish rushing yards in the first 30 minutes - the outcome had been determined.

The Irish defense was just as dominant as its offensive counterparts, holding Purdue to just 162 yards and 1-12 on third down. The effort was highlighted by freshman Boubacare Traore's 34-yard interception return for a touchdown in the second quarter.

Steve Angeli played most of the second half at quarterback in relief of Leonard and finished six for nine passing for 100 yards and two TDs. Third-string quarterback Kenny Minchey finished off the scoring for Notre Dame with a five-yard touchdown run.

**SCORE BY QUARTERS**

	1	2	3	4	FINAL
Notre Dame	14	28	10	14	66
Purdue	0	0	7	0	7

**SCORING SUMMARY**

1st	12:50	ND	J.Love 48 yd rush (M.Jeter kick), 5-75, 02:10
	01:53	ND	R.Leonard 3 yd rush (M.Jeter kick), 11-82, 05:43
2nd	08:24	ND	R.Leonard 34 yd rush (M.Jeter kick), 7-68, 03:16
	02:10	ND	R.Leonard 13 yd rush (M.Jeter kick), 10-77, 04:54
	01:32	ND	B.Traore 34 yd interception return (M.Jeter kick), 00:38
	00:04	ND	J.Price 70 yd rush (M.Jeter kick), 1-60, 00:37
3rd	12:41	ND	C.Flanagan 28 yd pass from S.Angeli (M.Jeter kick), 2-32, 00:40
	09:33	PUR	D.Morrisette 5 yd pass from H.Card (S.Porath kick), 6-75, 03:08
	05:39	ND	M.Jeter 42 yd FG, 7-51, 03:54
4th	05:44	ND	K.Bauman 8 yd pass from S.Angeli (Z.Yoakam kick), 7-52, 03:43
	05:44	ND	K.Minchey 5 yd rush (Z.Yoakam kick), 3-31, 01:31

**TEAM STATISTICS**

	ND	PURDUE
FIRST DOWNS	27	6
RUSHES-YARDS (NET)	44-362	25-38
PASSING YARDS (NET)	216	124
Passes Att- Comp-Int	26-18-0	24-11-2
TOTAL OFFENSE PLAYS-YARDS	70-578	49-162
Fumble Returns-Yards	0-0	0-0
Punt Returns-Yards	4-35	0-0
Kickoff Returns-Yards	0-0	3-61
Interception Returns-Yards	2-38-1	0-0
Punts (Number-Avg)	4-37.5	10-47.3
Fumbles-Lost	0-0	1-0
Penalties-Yards	5-40	7-68
Possession Time	35:43	24:17
Third-Down Conversions	7-12	1-12
Fourth-Down Conversions	0-0	0-1
Red-Zone Scores-Chances	4-4	1-1

Rushing: Notre Dame- Jeremiah Love 10-109-1, Riley Leonard 11-100-3, Jadarian Price 8-86-1, Kedren Young 4-25, Steve Angeli 4-12, Kenny Minchey 2-12, Aneyas Williams 1-9, Devyn Ford 2-9, Jayden Thomas 1-2, TEAM 1- -2. Purdue- Reggie Love 10-61, Devin Mockobee 9-19, Hudson Card 6- -42.

Passing: Notre Dame- Riley Leonard 11-112, Steve Angeli 6-100-2, Kenny Minchey 1-4. Purdue- Hudson Card 11-124-1.

Receiving: Notre Dame- Eli Raridon 3-30, Mitchell Evans 3-27, Jayden Harrison 2-47, Jayden Thomas 2-36, Jeremiah Love 2-18, KK Smith 2-13, Beaux Collins 2-9, Cooper Flanagan 1-28-1, Kevin Bauman 1-8-1. Purdue- Max Klare 3-36, De'Nylon Morrisette 2-9-1, Kam Brown 1-52, Jahmal Edrine 1-18, Jaron Tibbs 1-3, Shamar Ribgy 1-3, Devin Mockobee 1-3, Leland Smith 1-0.

<b>MIAMI (OH)</b>	<b>3</b>
<b>(17/18) NOTRE DAME</b>	<b>28</b>

The University of Notre Dame football team (3-1) defeated Miami (OH) (0-3) 28-3 on a warm and sunny late fall day at Notre Dame Stadium. The Irish defense stifled the RedHawk attack all day, holding Miami to just 229 total yards and two-of-12 on third down.

Notre Dame led 14-3 at halftime, then added two more scores in the second half, led by 143 yards rushing and two touchdowns from quarterback Riley Leonard. Leonard also connected with Beaux Collins on a 38-yard touchdown pass in the second quarter.

Freshman defensive end Boubacar Traore highlighted the Irish defensive effort. In his first career start, Traore tied for the team lead with five tackles, a career-best two sacks, a forced fumble and a quarterback hurry.

**SCORE BY QUARTERS**

	1	2	3	4	FINAL
Miami (OH)	0	3	0	0	3
Notre Dame	0	14	7	7	28

**SCORING SUMMARY**

2nd	12:32	MIA	D.Dzioban 26 yd FG, 10-59, 04:09
	03:33	ND	R.Leonard 8 yd rush (M.Jeter kick), 10-87, 04:59
	01:05	ND	B.Collins 38 yd pass from R.Leonard (M.Jeter kick), 6-81, 00:56
3rd	04:17	ND	J.Love 15 yd rush (M.Jeter kick), 7-60, 03:00
4th	05:39	ND	R.Leonard 50 yd rush (M.Jeter kick), 5-69, 02:34

**TEAM STATISTICS**

	MIAMI	ND
FIRST DOWNS	17	24
RUSHES-YARDS (NET)	28-110	36-270
PASSING YARDS (NET)	119	158
Passes Att- Comp-Int	36-14-2	28-17-0
TOTAL OFFENSE PLAYS-YARDS	64-229	64-428
Fumble Returns-Yards	0-0	0-0
Punt Returns-Yards	1-10	1-0
Kickoff Returns-Yards	0-0	1-0
Interception Returns-Yards	0-0	2-0
Punts (Number-Avg)	6-39.5	4-47.2
Fumbles-Lost	2-0	2-2
Penalties-Yards	10-100	8-66
Possession Time	29:54	30:06
Third-Down Conversions	2-12	5-11
Fourth-Down Conversions	0-1	1-2
Red-Zone Scores-Chances	1-3	2-3

Rushing: Notre Dame- Riley Leonard 12-143-2, Jeremiah Love 11-60-1, Jadarian Price 6-39, Devyn Ford 5-21, Aneyas Williams 2-7. Miami- Keyon Mozee 6-36, Jordan Brunson 10-34, Kevin Davis 2-29, Dylan Downing 4-20, Brett Gabbert 6- -9.

Passing: Notre Dame- Riley Leonard 16-154-1, Steve Angeli 1-4. Miami- Brett Gabbert 14-119, Henry Hesson 0-0.

Receiving: Notre Dame- Beaux Collins 4-60-1, Jayden Harrison 3-19, Kris Mitchell 2-25, Mitchell Evans 2-15, Jayden Thomas 2-8, Jaden Greathouse 1-12, Jeremiah Love 1-9, Eli Raridon 1-6, Deion Colzie 1-4. Miami- Cade McDonald 4-52, Javon Tracy 3-22, Preston Daniel 2-12, Kevin Davis 2-5, Kam Perry 1-13, Reggie Virgil 1-12, Jack Coldiron 1-3.

**GAME 5 - LOUISVILLE**

Sept. 28, 2024 | Notre Dame Stadium (South Bend, IN)

<b>(15/17) LOUISVILLE</b>	<b>24</b>
<b>(16/14) NOTRE DAME</b>	<b>31</b>

The 16th-ranked University of Notre Dame Fighting Irish earned a hard-fought 31-24 victory against No. 15 Louisville in a marquee matchup in front of a sold-out Notre Dame Stadium Saturday afternoon.

The Irish earned the ninth ranked victory in the Marcus Freeman era by taking an early 21-7 lead, forcing three turnovers and holding off a late charge from the Cardinals. Notre Dame quarterback Riley Leonard threw for 163 yards and two touchdowns, added another touchdown on the ground while also leading the team with 52 rushing yards. Leonard's touchdowns went to Jaden Greathouse and Jeremiah Love.

Freshman cornerback Leonard Moore, making his first-career start, led the team with seven tackles and senior safety Xavier Watts picked off his second pass of the season and broke up Louisville's final pass of the evening on a desperation fourth-down throw.

**SCORE BY QUARTERS**

	1	2	3	4	FINAL
Louisville	7	7	0	10	24
Notre Dame	21	3	0	7	31

**SCORING SUMMARY**

1st	13:30	LVL	I.Brown 10 yd pass from T.Shough (B.Travelstead kick), 3-24, 01:24
	07:22	ND	J.Love 6 yd rush (M.Jeter kick), 12-75, 06:08
	04:59	ND	J.Greathouse 34 yd pass from R.Leonard (M.Jeter kick), 4-53, 02:05
	02:40	ND	R.Leonard 4 yd rush (M.Jeter kick), 1-4, 00:03
2nd	12:28	LVL	J.Brooks 5 yd pass from T.Shough (B.Travelstead kick), 3-9, 01:30
	03:46	ND	M.Jeter 48 yd FG, 4-6, 02:14
4th	11:25	LVL	B.Travelstead 56 yd FG, 7-17, 02:04
	09:16	ND	J.Love 32 yd pass from R.Leonard (M.Jeter kick), 5-75, 02:09
	05:17	LVL	J.Brooks 24 yd pass from T.Shough (B.Travelstead kick), 14-75, 03:59

**TEAM STATISTICS**

	LVL	ND
FIRST DOWNS	19	11
RUSHES-YARDS (NET)	35-131	31-117
PASSING YARDS (NET)	264	163
Passes Att- Comp-Int	41-24-1	23-17-0
TOTAL OFFENSE PLAYS-YARDS	76-395	54-280
Fumble Returns-Yards	0-0	1-3
Punt Returns-Yards	2-6	1-7
Kickoff Returns-Yards	2-22	2-39
Interception Returns-Yards	0-0	1-34
Punts (Number-Avg)	3-35.7	4-41.5
Fumbles-Lost	3-2	2-2
Penalties-Yards	6-50	5-45
Possession Time	32:04	27:56
Third-Down Conversions	7-17	2-10
Fourth-Down Conversions	1-5	2-3
Red-Zone Scores-Chances	2-3	2-2

Rushing: Notre Dame- Riley Leonard 13-52-1, Jeremiah Love 11-34-1, Jadarian Price 3-18, Aneayas Williams 2-16, Team 2- -3. Louisville- Isaac Brown 13-72, Donald Chaney Jr. 9-38, Tyler Shough 5-36, Keyjuan Brown 5-23, Duke Watson 1-3, Caullin Lacy 1-1, Team 1- -42.

Passing: Notre Dame- Riley Leonard 17-163-2. Louisville- Tyler Shough 24-264-3.

Receiving: Notre Dame- Jeremiah Love 5-27-1, Jaden Greathouse 4-61-1, Mitchell Evans 3-14, Jordan Faison 2-17, Jayden Harrison 1-34, Beaux Collins 1-5, Jayden Thomas 1-5. Louisville- Ja'Corey Brooks 5-71-2, Caullin Lacy 5-71, Isaac Brown 4-23-1, Chris Bell 3-21, Jamari Johnson 2-33, Keyjuan Brown 2-19, Ahmari Huggins-Bruce 1-15, Mark Redman 1-9, Donald Chaney Jr. 1-2.

**GAME 6 - STANFORD**

Oct. 12, 2024 | Notre Dame Stadium (South Bend, IN)

<b>STANFORD</b>	<b>7</b>
<b>(11/12) NOTRE DAME</b>	<b>49</b>

The No. 11 Notre Dame Fighting Irish dominated in a 49-7 victory over the Stanford Cardinals.

After allowing an opening-drive touchdown, Notre Dame scored 49 unanswered points. An hour-long weather delay paused the game at the end of the third quarter with a 42-7 lead for the Irish.

Senior quarterback Riley Leonard went 16-for-22 for 229 yards and three touchdowns, rushing for 31 yards and an additional touchdown. Leonard completed passes to 11 different receivers.

The Irish defense was dominant, leading all Power 4 teams on the weekend in fewest passing yards allowed (87) and total offensive yards allowed (200), and ranked second among all FBS teams for both of those single game totals this weekend. They were the only FBS program this weekend to hold an opposing offense to 87 or fewer passing yards and also 200 or fewer offensive yards in the same game.

**SCORE BY QUARTERS**

	1	2	3	4	FINAL
Stanford	7	0	0	0	7
Notre Dame	7	14	21	7	49

**SCORING SUMMARY**

1st	06:49	STAN	J.Lamson 1 yd rush (E.Kenney kick), 9-63, 05:14
	01:27	ND	R.Leonard 6 yd rush (M.Jeter kick), 12-75, 05:22
2nd	07:46	ND	J.Thomas 15 yd pass from R.Leonard (Z.Yoakam kick), 7-52, 03:21
	01:11	ND	K.Mitchell 5 yd pass from R.Leonard (Z.Yoakam kick), 9-56, 02:37
3rd	12:12	ND	J.Price 16 yd rush (Z.Yoakam kick), 2-17, 00:40
	06:49	ND	J.Love 39 yd rush (Z.Yoakam kick), 4-83, 01:23
	01:29	ND	E.Raridon 5 yd pass from R.Leonard (Z.Yoakam kick), 5-64, 02:37
4th	09:17	ND	A.Williams 19 yd rush (#48 M.Diomedede kick), 11-60, 05:25

**TEAM STATISTICS**

	STAN	ND
FIRST DOWNS	14	24
RUSHES-YARDS (NET)	41-113	39-229
PASSING YARDS (NET)	87	248
Passes Att- Comp-Int	18-10-0	27-18-0
TOTAL OFFENSE PLAYS-YARDS	59-200	66-477
Fumble Returns-Yards	0-0	1-15
Punt Returns-Yards	0-0	3-24
Kickoff Returns-Yards	2-3	0-0
Interception Returns-Yards	0-0	0-0
Punts (Number-Avg)	4-45.5	1-24
Fumbles-Lost	3-1	1-1
Penalties-Yards	3-25	4-35
Possession Time	30:44	29:16
Third-Down Conversions	4-12	6-11
Fourth-Down Conversions	1-4	3-3
Red-Zone Scores-Chances	1-1	6-7

Rushing: Notre Dame- Jeremiah Love 6-53-1, Jadarian Price 12-49-1, Kedren Young 7-39, Riley Leonard 6-31-1, Aneayas Williams 3-28-1, Devyn Ford 3-20, Steve Angeli 2-9. Stanford- Chris Davis Jr. 10-45, Ashton Daniels 14-42, Ryan Butler 3-10, Champ Hampton 2-9, Bryce Farrell 1-5, Justin Lamson 6-2-1, Emmett Mosley V 5-0.

Passing: Notre Dame- Riley Leonard 16-22-229-3, Steve Angeli 2-5-19-0. Stanford- Ashton Daniels 8-13-74-0, Justin Lamson 2-4-13-0, TEAM 0-1-0-0.

Receiving: Notre Dame- Beaux Collins 4-85, Kris Mitchell 4-32-1, Jayden Thomas 2-23-1, Jeremiah Love 1-25, KK Smith 1-25, Jaden Greathouse 1-19, Deion Colzie 1-14, Pat Coogan 1-11, Eli Raridon 1-5, Aneayas Williams 1-5, Jadarian Price 1-4. Stanford- Elic Ayomanor 3-16, Ismael Cisse 2-29, Sam Roush 2-13, Emmett Mosley V 1-16, Marcus Brown 1-7, Benji Blackburn 1-6.

**GAME 7 - GEORGIA TECH**

Oct. 19, 2024 | Mercedes-Benz Stadium (Atlanta, GA)

<b>(12/11) NOTRE DAME</b>	<b>31</b>
<b>GEORGIA TECH</b>	<b>13</b>

The University of Notre Dame football team (6-1) rattled off 31 consecutive points while holding Georgia Tech's rushing offense to 64 total yards in a 31-14 victory at Mercedes-Benz Stadium.

The Irish were led on offense by quarterback Riley Leonard, who shook off an early-game interception to complete 20-of-29 passes for 203 yards while rushing for 51 yards and two touchdowns. Running back Jeremiah Love posted 93 total yards and a rushing touchdown while safety Adon Shuler capped the Irish scoring with a 36-yard interception return late in the fourth quarter.

Shuler's play provided a late-game highlight for the Irish defense which was led by a career-high nine tackles from sophomore linebacker Drayk Bowen who made plays all over the field. Freshman cornerback Leonard Moore also had seven tackles, a tackle-for-loss and two pass break ups in his second-career start.

**SCORE BY QUARTERS**

	1	2	3	4	FINAL
Notre Dame	0	14	7	10	31
Georgia Tech	7	0	0	6	13

**SCORING SUMMARY**

1st	00:00	GT	J.Haynes 1 yd rush (A.Birr kick), 13-71, 07:06
2nd	07:00	ND	R.Leonard 1 yd rush (Z.Yoakam kick), 14-75, 08:00
	01:53	ND	R.Leonard 12 yd rush (Z.Yoakam kick), 5-68, 02:51
3rd	11:01	ND	J.Love 1 yd rush (Z.Yoakam kick), 6-60, 03:10
4th	10:01	ND	Z.Yoakam 42 yd FG, 11-32, 03:59
	02:37	ND	A.Shuler 36 yd interception return (Z.Yoakam kick), 00:10
	00:23	GT	C.Lane 6 yd pass from Z.Pyron (J.Hawes pass from Z.Pyron failed), 9-80, 02:08

**TEAM STATISTICS**

	ND	GT
FIRST DOWNS	23	18
RUSHES-YARDS (NET)	39-168	29-64
PASSING YARDS (NET)	217	269
Passes Att- Comp-Int	30-21-0	38-20-2
TOTAL OFFENSE PLAYS-YARDS	69-385	67-333
Fumble Returns-Yards	0-0	0-0
Punt Returns-Yards	2-14	1-4
Kickoff Returns-Yards	0-0	4-98
Interception Returns-Yards	2-36-1	1-27
Punts (Number-Avg)	2-37.5	4-45.0
Fumbles-Lost	0-0	1-0
Penalties-Yards	5-37	5-25
Possession Time	35:45	24:15
Third-Down Conversions	4-12	4-14
Fourth-Down Conversions	3-4	3-5
Red-Zone Scores-Chances	4-4	2-3

Rushing: Notre Dame- Jadarian Price 8-69, Riley Leonard 10-51-2, Jeremiah Love 14-36-1, Devyn Ford 2-5, Aneyas Williams 2-5, Tyler Buchner 1-4, TEAM 1- -2. Georgia Tech- Zach Pyron 13-45, Chad Alexander 5-19, Jamal Haynes 8-15-1, Eric Singleton Jr. 2-1, TEAM 1- -16.

Passing: Notre Dame- Riley Leonard 20-203, Davis Sherwood 1-14. Georgia Tech- Zach Pyron 20-269-1.

Receiving: Notre Dame- Beaux Collins 5-51, Mitchell Evans 4-26, Jeremiah Love 3-57, Jaden Greathouse 3-43, Jayden Harrison 2- -1, Kris Mitchell 1-14, Aneyas Williams 1-10, Eli Raridon 1-9, Jayden Thomas 1-8. Georgia Tech- Eric Singleton Jr. 6-59, Malik Rutherford 4-32, Bailey Stockton 2-37, Chad Alexander 2-18, Jamal Haynes 2-12, Abdul Janneh 1-60, Avery Boyd 1-25, Jackson Hawes 1-20, Chase Lane 1-6.

**GAME 8 - NAVY**

Oct. 26, 2024 | MetLife Stadium (East Rutherford, NJ)

<b>(12/11) NOTRE DAME</b>	<b>51</b>
<b>(24/24) NAVY</b>	<b>14</b>

Notre Dame (7-1) forced six turnovers enroute to a 51-14 demolition of No. 24 Navy at MetLife Stadium in East Rutherford, NJ. The Irish took two Midshipmen fumbles on their first two offensive series, went ahead 14-0 and never looked back as Dick Corbett Head Football Coach Marcus Freeman earned a school-record-matching 10th win over a ranked team in his first three years leading the program.

Senior quarterback Riley Leonard continued his recent run of efficient play, completing 13-of-21 passes for 178 yards and two touchdowns while adding 83 rushing yards and another score on the ground. Sophomore running back Jeremiah Love rushed for 102 yards and two scores, one a spectacular 64-yard jaunt for Notre Dame's third score of the game.

Navy had trouble holding on to the ball all afternoon and the Irish defense took advantage, holding the nation's fourth scoring offense (44.8 points per game entering Saturday) to just two touchdowns.

**SCORE BY QUARTERS**

	1	2	3	4	FINAL
Notre Dame	14	17	13	7	51
Navy	0	7	7	0	14

**SCORING SUMMARY**

1st	10:28	ND	R.Leonard 1 yd rush (Z.Yoakam kick), 9-75, 04:32
	05:44	ND	K.Mitchell 6 yd pass from R.Leonard (Z.Yoakam kick), 3-7, 01:19
2nd	13:33	NA	B.Horvath 47 yd rush (N.Kirkwood kick), 5-80, 02:18
	12:28	ND	J.Love 64 yd rush (Z.Yoakam kick), 3-75, 01:05
3rd	05:05	ND	J.Love 2 yd rush (Z.Yoakam kick), 9-40, 04:57
	00:26	ND	Z.Yoakam 32 yd FG, 9-63, 01:20
4th	08:44	NA	E.Heidenreich 1 yd rush (N.Kirkwood kick), 12-75, 06:16
	05:35	ND	B.Collins 37 yd pass from R.Leonard (Z.Yoakam kick), 7-75, 02:57
	04:18	ND	J.Sneed 0 yd fumble return (E.Goins kick missed), 01:17
4th	07:08	ND	K.Young 4 yd rush (Z.Yoakam kick), 4-16, 02:12

**TEAM STATISTICS**

	ND	NAVY
FIRST DOWNS	20	17
RUSHES-YARDS (NET)	40-265	43-222
PASSING YARDS (NET)	201	88
Passes Att- Comp-Int	25-15-0	14-7-1
TOTAL OFFENSE PLAYS-YARDS	65-466	57-310
Fumble Returns-Yards	2-28-1	0-0
Punt Returns-Yards	0-0	2-1
Kickoff Returns-Yards	1-16	4-43
Interception Returns-Yards	1-0	0-0
Punts (Number-Avg)	2-45.0	2-60.0
Fumbles-Lost	0-0	7-5
Penalties-Yards	9-80	5-40
Possession Time	30:29	29:31
Third-Down Conversions	8-13	4-11
Fourth-Down Conversions	1-1	2-3
Red-Zone Scores-Chances	5-6	1-3

Rushing: Notre Dame- Jeremiah Love 12-102-2, Riley Leonard 10-83-1, Kedren Young 10-52-1, Jadarian Price 5-19, Aneyas Williams 3-9. Navy- Blake Horvath 14-129-1, Eli Heidenreich 11-51-1, Alex Tecza 12-33, Shane Reynolds 1-6, Daba Fofana 2-4, Braxton Woodson 2-1, TEAM 1- -2.

Passing: Notre Dame- Riley Leonard 13-21-178-2, Steve Angeli 2-4-23. Navy- Blake Horvath 7-13-88, Luke Hutchison 0-1-0.

Receiving: Notre Dame- Jordan Faison 4-52, Beaux Collins 2-42-1, Mitchell Evans 2-25, Kris Mitchell 2-10-1, Jaden Greathouse 1-42, Davis Sherwood 1-19, Aneyas Williams 1-8, Jayden Thomas 1-5, Jeremiah Love 1- -2. Navy- Alex Tecza 2-39, Eli Heidenreich 2-10, Brandon Chatman 1-21, Luke Hutchison 1-11, Nathan Kent 1-7.

**GAME 9 - FLORIDA STATE**

Nov. 9, 2024 | Notre Dame Stadium (South Bend, IN)

<b>FLORIDA STATE</b>	<b>3</b>
<b>(10/8/10) NOTRE DAME</b>	<b>52</b>

The University of Notre Dame football team (8-1) piled up a season-high eight sacks while handling Florida State (1-9) 52-3 to earn the Irish their seventh-consecutive win in 2024. Senior defensive lineman Rylie Mills led the sack parade with a career-high three while adding two other tackles and a quarterback pressure.

The Irish offense was a team effort. Quarterback Rylie Leonard threw for 215 yards, one touchdown and added two more scores on the ground. Jadarian Price provided perhaps the highlight of the day with a 64-yard scoring run and finished the game with 94 yards rushing. Jaden Greathouse led the team with five receptions for 66 yards while Mitchell Evans and Deion Colzie caught touchdown passes.

Sophomore Luke Talich capped the scoring in the game with a 79-yard interception return for touchdown with under two minutes remaining.

**SCORE BY QUARTERS**

	1	2	3	4	FINAL
Florida State	3	0	0	0	3
Notre Dame	7	14	10	21	52

**SCORING SUMMARY**

1st	13:17	ND	R.Leonard 34 yd rush (M.Jeter kick), 5-75, 01:43
	05:22	FSU	R.Fitzgerald 23 yd FG, 16-75, 07:52
2nd	14:35	ND	J.Price 65 yd rush (M.Jeter kick), 3-84, 01:05
	00:17	ND	M.Evans 12 yd pass from R.Leonard (M.Jeter kick), 12-77, 01:31
3rd	09:38	ND	R.Leonard 6 yd rush (M.Jeter kick), 6-38, 02:55
	01:05	ND	M.Jeter 28 yd FG, 6-50, 02:51
4th	10:53	ND	J.Love 1 yd rush (M.Jeter kick), 7-65, 03:51
	04:06	ND	D.Colzie 7 yd pass from S.Angeli (M.Jeter kick), 8-57, 04:20
	01:23	ND	L.Talich 79 yd interception return (M.Jeter kick), 02:43

**TEAM STATISTICS**

	FSU	ND
FIRST DOWNS	14	22
RUSHES-YARDS (NET)	43-120	32-201
PASSING YARDS (NET)	88	252
Passes Att- Comp-Int	26-10-2	30-17-0
TOTAL OFFENSE PLAYS-YARDS	69-208	62-453
Fumble Returns-Yards	0-0	0-0
Punt Returns-Yards	1-9	2-12
Kickoff Returns-Yards	6-110	0-0
Interception Returns-Yards	0-0	2-81-1
Punts (Number-Avg)	7-40.9	3-40.0
Fumbles-Lost	1-0	0-0
Penalties-Yards	6-56	3-30
Possession Time	33:11	26:49
Third-Down Conversions	3-17	5-12
Fourth-Down Conversions	1-2	2-2
Red-Zone Scores-Chances	1-2	5-5

Rushing: Notre Dame- Jadarian Price 7-95-1, Riley Leonard 11-70-2, Jeremiah Love 9-19-1, Aneayas Williams 2-11, Justin Fisher 1-4, Jake Tafelski 1-2, Steve Angeli 1-0. Florida State- Lawrance Toafili 16-77, Samuel Singleton jr. 8-47, Malik Benson 1-7, Brock Glenn 9-5, Ja'Khi Douglas 1-4, Luke Komenhoek 8- -20.

Passing: Notre Dame- Riley Leonard 14-215-1, Steve Angeli 3-37-1. Florida State- Brock Glenn 5-51, Luke Komenhoek 5-37.

Receiving: Notre Dame- Jaden Greathouse 5-66, Jayden Harrison 2-47, Jordan Faison 2-25, Mitchell Evans 2-21, Aneayas Williams 1-28, Justin Fisher 1-16, Beaux Collins 1-15, Jake Tafelski 1-14, Jeremiah Love 1-13, Deion Colzie 1-7. Florida State- 3-20, Lawayne McCoy 2-22, Kyle Morlock 1-14, Elijah Moore 1-13, Landen Thomas 1-9, Darion Williamson 1-8, Samuel Singleton Jr. 1-2.

**GAME 10 - VIRGINIA**

Nov. 16, 2024 | Notre Dame Stadium (South Bend, IN)

<b>VIRGINIA</b>	<b>14</b>
<b>(8/7/8) NOTRE DAME</b>	<b>35</b>

Notre Dame Fighting Irish (9-1) dominated the Virginia Cavaliers (5-5) in a 35-14 win on Senior Night.

Senior quarterback Riley Leonard completed 22 passes for 214 yards and three touchdowns, while sophomore running back Jeremiah Love made a statement with 16 carries for 137 yards and two touchdowns.

The Irish defense recorded five takeaways on the day, as graduate safety Xavier Watts shone. The captain recorded an interception, a fumble recovery and a pass breakup, in addition to three tackles.

The Irish took control of the game with a three-touchdown second quarter, as they held Virginia scoreless until midway through the third quarter.

**SCORE BY QUARTERS**

	1	2	3	4	FINAL
Virginia	0	0	7	7	14
Notre Dame	7	21	7	0	35

**SCORING SUMMARY**

1st	13:04	ND	J.Love 4 yd rush (M.Jeter kick), 4-25, 01:52
2nd	06:34	ND	J.Harrison 8 yd pass from R.Leonard (M.Jeter kick), 9-88, 03:42
	02:20	ND	C.Flanagan 2 yd pass from R.Leonard (M.Jeter kick), 1-2, 00:03
	00:49	ND	M.Evans 16 yd pass from R.Leonard (M.Jeter kick), 3-32, 00:34
3rd	09:38	ND	J.Love 76 yd rush (Z.Yoakam kick), 3-88, 01:21
	07:52	UVA	T.Muskett 18 yd rush (W.Bettridge kick), 5-75, 01:46
4th	00:18	UVA	T.Muskett 2 yd rush (W.Bettridge kick), 16-80, 05:42

**TEAM STATISTICS**

	UVA	ND
FIRST DOWNS	15	21
RUSHES-YARDS (NET)	32-128	38-234
PASSING YARDS (NET)	172	214
Passes Att- Comp-Int	36-17-3	33-22-1
TOTAL OFFENSE PLAYS-YARDS	68-300	71-448
Fumble Returns-Yards	0-0	0-0
Punt Returns-Yards	4-10	5-0
Kickoff Returns-Yards	1-10	2-27
Interception Returns-Yards	1-0	3-54
Punts (Number-Avg)	7-40.0	5-47.6
Fumbles-Lost	5-2	1-1
Penalties-Yards	6-40	9-89
Possession Time	25:24	34:36
Third-Down Conversions	6-18	1-12
Fourth-Down Conversions	2-3	3-4
Red-Zone Scores-Chances	2-2	4-6

Rushing: Notre Dame- Jeremiah Love 16-137-2, Jadarian Price 6-44, Riley Leonard 8-32, Aneayas Williams 7-23, TEAM 1- -2. Virginia- Xavier Brown- 11-52, Kobe Pace 6-31, Anthony Colandrea 4-23, Noah Vaughn 5-12, Tony Muskett 5-9, Davis Lane Jr. 1-1

Passing: Notre Dame- Riley Leonard 22-214-3-1. Virginia- Anthony Colandrea 8-69-0-1, Tony Muskett 9-103, Malachi Fields 0-0.

Receiving: Notre Dame- Mitchell Evans 4-34-1, Jayden Harrison 3-41-1, Aneayas Williams 3-35, Jordan Faison 2-25, Deion Colzie 2-16, Jayden Thomas 2-14, Kris Mitchell 2-12, Jaden Greathouse 1-17, Beaux Collins 1-16, Cooper Flanagan 1-2-1, Jeremiah Love 1-2. Virginia- Malachi Fields 4-81, Tyler Neville 4-27, Jaden Gibson 2-22, JR Wilson 2-5, Noah Vaughn 1-13, Dakota Twitty 1-12, TyLyric Coleman 1-5, Suderian Harrison 1-4, Chris Tyree 1-3.



**GAME 11 - ARMY**

Nov. 23, 2024 | Yankee Stadium (The Bronx, NY)

<b>(18/17/19) ARMY</b>	<b>14</b>
<b>(6/6/6) NOTRE DAME</b>	<b>49</b>

The University of Notre Dame football team (10-1) rushed for 275 yards and five touchdowns in a 49-14 rout of No. 18 Army in a Shamrock Series game in Yankee Stadium on Saturday evening. The Irish scored two quick touchdowns and were never threatened, holding Army's offense to just 233 total yards.

Jeremiah Love highlighted the Irish offensive effort, rushing for 130 yards for the second consecutive game. His 68-yard run early in the third quarter put an end to any drama in the game. Riley Leonard was an efficient 10-of-13 passing for 148 yards and two touchdowns.

Notre Dame's defense stifled the vaunted Army rushing attack, which managed to rush for 207 yards but only 3.6 yards per carry. The Black Knight's tough running quarterback Bryce Daily accounted for both Army touchdowns on short scoring runs, but the Irish defense had five tackles for loss and one sack. Safety Adon Shuler and linebacker Jaiden Ausberry were all over the field, piling up career highs with 8 tackles (Shuler) and seven stops (Ausberry).

Notre Dame held Army to just 233 total yards, marking the sixth opponent the defense has held to 250 or less of total offense. The last time Notre Dame held six opponents to under 250 total yards was 1983.

**SCORE BY QUARTERS**

	1	2	3	4	FINAL
Army	0	7	0	7	14
Notre Dame	14	14	14	7	49

**SCORING SUMMARY**

1st	10:24	ND	J.Faison 28 yd pass from R.Leonard (M.Jeter kick), 5-68, 02:17
	06:30	ND	J.Love 6 yd pass from R.Leonard (M.Jeter kick), 3-7, 01:38
2nd	13:53	ARMY	B.Daily 4 yd rush (T.Gronotte kick), 12-75, 07:37
	04:35	ND	J.Love 14 yd rush (M.Jeter kick), 3-41, 01:23
	00:26	ND	J.Price 2 yd rush (M.Jeter kick), 8-50, 02:14
3rd	14:44	ND	J.Love 68 yd rush (M.Jeter kick), 1-68, 00:10
	00:45	ND	J.Price 10 yd rush (M.Jeter kick), 8-57, 03:33
4th	10:40	ND	A.Williams 58 yd rush (M.Jeter kick), 1-58, 00:12
	00:22	ARMY	B.Daily 1 yd rush (T.Gronotte kick), 17-75, 10:18

**TEAM STATISTICS**

	ARMY	ND
FIRST DOWNS	15	20
RUSHES-YARDS (NET)	58-207	29-273
PASSING YARDS (NET)	26	189
Passes Att- Comp-Int	9-4-0	18-14-0
TOTAL OFFENSE PLAYS-YARDS	67-233	47-462
Fumble Returns-Yards	0-0	0-0
Punt Returns-Yards	0-0	2-35
Kickoff Returns-Yards	3-22	2-30
Interception Returns-Yards	0-0	0-0
Punts (Number-Avg)	4-29.8	0-0
Fumbles-Lost	1-1	1-0
Penalties-Yards	2-26	5-44
Possession Time	39:49	20:11
Third-Down Conversions	6-17	3-5
Fourth-Down Conversions	1-4	0-1
Red-Zone Scores-Chances	2-2	4-6

Rushing: Notre Dame- Jeremiah Love 7-130-2, Aneayas Williams 3-62-1, Jadarian Price 10-53-2, Riley Leonard 8-30, TEAM 1- -2. Army- Bryson Daily 39-139-2, Kanye Udoh 10-35, Samari Howard 4-25, Tyrell Robinson 3-10, Noah Short 2- -2.

Passing: Notre Dame- Riley Leonard 10-148-2, Steve Angeli 4-41. Army- Bryson Daily 4-26, Tyrell Robinson 0-0.

Receiving: Notre Dame- Beaux Collins 4-37, Jordan Faison 2-46-1, Mitchell Evans 2-25, Jayden Harrison 2-20, Kris Mitchell 1-28, Jayden Thomas 1-15, Jaden Greathouse 1-12, Jeremiah Love 1-6-1. Army- Noah Short 2-11, Casey Reynolds 1-11, Samari Howard 1-4.

**GAME 12 - USC**

Nov. 30, 2024 | Los Angeles Memorial Coliseum (Los Angeles, CA)

<b>(5/5/5) NOTRE DAME</b>	<b>49</b>
<b>USC</b>	<b>35</b>

Notre Dame (11-1) outlasted USC (6-6) 49-35 to win its 10th game in a row. A back-and-forth battle in the Greatest Intersectional Rivalry in college football was punctuated by two huge plays by the Notre Dame defense late in the game.

CB Christian Gray, who battled with the talented Trojan receiver group all afternoon, picked off a pass at the one-yard line and returned it 99 yards to put his team ahead 42-28 with 3:39 remaining. USC drove down the field, but the Irish defense stepped up yet again with a perfectly timed blitz that forced a desperation heave into the end zone that Xavier Watts picked off and returned 100 yards for another score.

Riley Leonard completed 17-of-22 passes for 155 yards and two touchdowns while adding 50 yards rushing along with Jadarian Price (112 yards) and Jeremiah Love (99 yards). The 259 rushing yards for Notre Dame are the most against USC since the team rushed for 308 in 2019 and the most in the Coliseum since 1996 (the Irish ran for 260 yards in a 27-20 loss).

The 84 points scored by both teams mark the most in the history of the Jeweled Shillelagh rivalry that dates back to 1926.

**SCORE BY QUARTERS**

	1	2	3	4	FINAL
Notre Dame	7	7	21	14	49
USC	0	14	7	14	35

**SCORING SUMMARY**

1st	02:28	ND	J.Love 1 yd rush (M.Jeter kick), 13-72, 07:14
2nd	12:07	SC	J.Maiava 1 yd rush (M.Lantz kick), 5-37, 02:47
	00:59	ND	E.Raridon 12 yd pass from R.Leonard (M.Jeter kick), 7-65, 02:27
	00:24	SC	J.Lane 12 yd pass from J.Maiava (M.Lantz kick), 5-78, 00:31
3rd	12:38	ND	J.Price 36 yd rush (M.Jeter kick), 6-75, 02:22
	09:06	SC	J.Maiava 1 yd rush (M.Lantz kick), 8-77, 03:27
	06:27	ND	R.Leonard 2 yd rush (M.Jeter kick), 6-75, 02:39
	01:11	ND	M.Evans 23 yd pass from R.Leonard (M.Jeter kick), 3-62, 01:06
4th	08:43	SC	J.Lane 6 yd pass from J.Maiava (M.Lantz kick), 5-45, 03:09
	03:39	ND	C.Gray 99 yd interception return (M.Jeter kick), 02:08
	01:18	ND	X.Watts 100 yd interception return (M.Jeter kick), 02:21
	00:13	SC	J.Lane 8 yd pass from J.Maiava (M.Lantz kick), 5-75, 01:05

**TEAM STATISTICS**

	ND	USC
FIRST DOWNS	23	29
RUSHES-YARDS (NET)	38-258	28-197
PASSING YARDS (NET)	178	360
Passes Att- Comp-Int	23-18-1	49-27-2
TOTAL OFFENSE PLAYS-YARDS	61-436	77-557
Fumble Returns-Yards	0-0	1-0
Punt Returns-Yards	1-7	2-11
Kickoff Returns-Yards	0-0	6-117
Interception Returns-Yards	2-199-2	1-15
Punts (Number-Avg)	2-51.0	4-45.8
Fumbles-Lost	1-1	0-0
Penalties-Yards	3-44	7-69
Possession Time	29:45	30:15
Third-Down Conversions	3-9	5-12
Fourth-Down Conversions	3-3	0-3
Red-Zone Scores-Chances	3-4	5-6

Rushing: Notre Dame- Jadarian Price 12-111-1, Jeremiah Love 13-99-1, Riley Leonard 12-50-1. USC- Quinten Joyner 10-83, Bryan Jackson 6-71, Woody Marks 6-33, Jayden Maiava 5-11-2, Jake Jensen 1- -1.

Passing: Notre Dame- Riley Leonard 17-155-2, Tyler Buchner 1-23. USC- Jayden Maiava 27-360-3, Jake Jensen 0-0.

Receiving: Notre Dame- Mitchell Evans 5-59-1, Jeremiah Love 3-38, Kris Mitchell 2-25, Jayden Thomas 2-22, Eli Raridon 2-16-1, Jordan Faison 2-13, Jaden Greathouse 1-6, Jadarian Price 1- -1. USC- Makai Lemon 9-133, Zachariah Branch 4-45, Duce Robinson 3-63, Kyle Ford 3-41, Ja'Kobi Lane 3-26-3, Kyron Hudson 2-26, Quinten Joyner 1-13, Walker Lyons 1-11, Lake McRee 1-2.

**GAME 13 - CFP FIRST ROUND  
INDIANA**

Dec. 20, 2024 | Notre Dame Stadium (South Bend, IN)

<b>(9/9/10) INDIANA</b>	<b>17</b>
<b>(3/3/7) NOTRE DAME</b>	<b>27</b>

The University of Notre Dame football team (12-1) became the first college football program to earn a College Football Playoff victory on its home field with a 27-17 victory over Indiana (11-2) in Notre Dame Stadium on Friday evening.

Notre Dame controlled the game from the start to the finish, holding Indiana to three points in the first half, 63 total rush yards and built a 27-3 lead before the Hoosiers tacked on points late in the fourth quarter after the game was decided.

Two of the Fighting Irish playmakers stepped up when Notre Dame needed it most. Senior Consensus All-American safety Xavier Watts snuffed out a scoring opportunity for IU with an interception and on the next play, Jeremiyah Love took off for a 98-yard touchdown run.

Irish signal caller Riley Leonard was 22-for-32 in the contest for 201 yards, one passing touchdown and one rushing touchdown. He connected with Jordan Faison for seven passes for 89 yards.

**SCORE BY QUARTERS**

	1	2	3	4	FINAL
Indiana	0	3	0	14	17
Notre Dame	7	10	3	7	27

**SCORING SUMMARY**

1st	10:57	ND	J.Love 98 yd rush (M.Jeter kick), 1-98, 00:14
2nd	12:52	ND	J.Thomas 5 yd pass from R.Leonard (M.Jeter kick), 16-83, 09:08
	03:26	IU	N.Radacic 34 yd FG, 9-48, 04:00
	00:07	ND	M.Jeter 49 yd FG, 12-52, 03:13
3rd	04:21	ND	M.Jeter 33 yd FG, 11-28, 06:42
4th	04:50	ND	R.Leonard 1 yd rush (M.Jeter kick), 9-78, 05:44
	01:27	IU	M.Price 7 yd pass from K.Rourke (E.Sarratt pass from K.Rourke), 12-76, 03:17
	00:25	IU	O.Cooper Jr. 23 yd pass from K.Rourke (E.Sarratt pass from K.Rourke failed), 8-50, 00:59

**TEAM STATISTICS**

	IU	ND
FIRST DOWNS	17	20
RUSHES-YARDS (NET)	63	193
PASSING YARDS (NET)	215	201
Passes Att- Comp-Int	34-20-1	32-23-1
TOTAL OFFENSE PLAYS-YARDS	61-278	67-394
Fumble Returns-Yards	0-0	0-0
Punt Returns-Yards	0-0	1-9
Kickoff Returns-Yards	1-18	2-65
Interception Returns-Yards	1-3	1-0
Punts (Number-Avg)	6-33.7	2-34.0
Fumbles-Lost	1-0	1-0
Penalties-Yards	5-46	6-35
Possession Time	24:17	35:43
Third-Down Conversions	4-12	7-13
Fourth-Down Conversions	1-1	0-0
Red-Zone Scores-Chances	2-3	3-4

Rushing: Notre Dame- Jeremiyah Love 8-108-1, Jadarian Price 11-32, Riley Leonard 11-30-1, Aneyas Williams 4-24, TEAM 1- -1. Indiana- Justice Ellison 11-37, Ty Son Lawton 10-34, Myles Price 1-2, Kurtis Rourke 5- -10.

Passing: Notre Dame- Riley Leonard 23-201-1. Indiana- Kurtis Rourke 20-215-2.

Receiving: Notre Dame- Jordan Faison 7-89, Aneyas Williams 4-15, Beaux Collins 2-18, Jeremiyah Love 2-18, Mitchell Evans 2-17, Jayden Thomas 2-13-1, Kris Mitchell 1-11, Jadarian Price 1-8, Jaden Greathouse 1-8, Eli Raridon 1-4. Indiana- Myles Price 5-56-1, Ke'Shawn Williams 5-45, Elijah Sarratt 4-67, Justice Ellison 2-6, Omar Cooper Jr. 1-23-1, Ty Son Lawton 1-10, Zach Horton 1-7, Miles Cross 1-1.

**GAME 14 - CFP QUARTERFINAL  
GEORGIA**

Jan. 2, 2025 | Caesars Superdome (New Orleans, LA)

<b>(3/3/7) NOTRE DAME</b>	<b>23</b>
<b>(2/2/2) GEORGIA</b>	<b>10</b>

The University of Notre Dame football team (13-1) stifled Georgia's offense (11-3) to earn a 23-10 victory in the College Football Playoff Quarterfinal at the Sugar Bowl in New Orleans' Caesars Superdome.

The Irish utilized timely offensive plays, big special team moments and a physical attacking defense to hold Georgia to just 62 rush yards in the game. When it mattered most Notre Dame's defensive 11 held the Bulldogs to 0-3 on fourth down in the game.

Riley Leonard passed for 90 yards and a touchdown while rushing for another 80 yards to be named the Sugar Bowl offensive player of the game.

The game shifted late in the first half when Notre Dame kicked a field goal, forced a fumble on the next play, then scored on the first snap after the turnover to take a 13-3 lead into halftime.

Notre Dame's defensive effort was highlighted by herculean efforts from Adon Shuler (eight tackles), Xavier Watts (named the defensive player of the game with seven stops), Jack Kiser (six tackles, one sack) and Junior Tuihalamaka (four tackles, one sack).

The win evens out Notre Dame's all-time CFP record at 2-2 and knocks off the No. 2 Associated Press ranked team for the first time since 1990.

**SCORE BY QUARTERS**

	1	2	3	4	FINAL
Notre Dame	0	13	7	3	23
Georgia	0	3	7	0	10

**SCORING SUMMARY**

2nd	12:14	UGA	P.Woodring 41 yd FG, 5-55, 02:00
	08:20	ND	M.Jeter 44 yd FG, 8-49, 03:54
	00:39	ND	M.Jeter 48 yd FG, 10-32, 02:28
	00:27	ND	B.Collins 13 yd pass from R.Leonard (M.Jeter kick), 1-13, 00:06
3rd	14:45	ND	J.Harrison 98 yd kickoff return (M.Jeter kick), 00:00
	09:36	UGA	C.Jones 32 yd pass from G.Stockton (P.Woodring kick), 5-63, 02:12
4th	13:47	ND	M.Jeter 47 yd FG, 8-29, 04:18

**TEAM STATISTICS**

	ND	IU
FIRST DOWNS	14	16
RUSHES-YARDS (NET)	37-154	29-62
PASSING YARDS (NET)	90	234
Passes Att- Comp-Int	24-15-0	32-20-0
TOTAL OFFENSE PLAYS-YARDS	61-244	61-296
Fumble Returns-Yards	0-0	0-0
Punt Returns-Yards	2-11	1-6
Kickoff Returns-Yards	1-98-1	1-19
Interception Returns-Yards	0-0	0-0
Punts (Number-Avg)	5-43.4	4-39.8
Fumbles-Lost	0-0	3-2
Penalties-Yards	10-75	5-36
Possession Time	31:47	28:13
Third-Down Conversions	4-14	2-12
Fourth-Down Conversions	0-1	0-3
Red-Zone Scores-Chances	1-2	0-2

Rushing: Notre Dame- Riley Leonard 14-80, Jadarian Price 10-37, Jeremiyah Love 6-19, Jordan Faison 2-9, Jayden Thomas 1-7, Aneyas Williams 2-4, TEAM 2- -2. Georgia- Trevor Etienne 11-38, Nate Frazier 4-37, Arian Smith 1-13, Dillon Bell 1-1, Cash Jones 2- -4, Gunner Stockton 10- -23.

Passing: Notre Dame- Riley Leonard 15-90-1. Georgia- Gunner Stockton 20-234-1.

Receiving: Notre Dame- Jordan Faison 4-46, Mitchell Evans 3-22, Jaden Greathouse 2-6, Aneyas Williams 2-5, Beaux Collins 1-13, Jayden Harrison 1-4, Jeremiyah Love 1-2, Riley Leonard 1- -8. Georgia- Dillon Bell 6-33, Trevor Etienne 4-26, Dominic Lovett 3-36, Cash Jones 2-37, Oscar Delp 2-18, Nate Frazier 2-17, Arian Smith 1-67.

**GAME 15 - CFP SEMIFINAL  
PENN STATE**

Jan. 9, 2025 | Hard Rock Stadium (Miami Gardens, FL)

<b>(3/3/7) NOTRE DAME</b>	<b>27</b>
<b>(5/5/6) PENN STATE</b>	<b>24</b>

The Irish defeated Penn State in a 27-24 thriller that came down to the final possession. With 12 seconds left in a 24-24 game with a trip to the national championship game on the line, Mitch Jeter drilled a 41-yard field goal to send Notre Dame to Atlanta, giving the Irish the 27-24 victory over Penn State.

Just 21 seconds earlier, Christian Gray came up with the biggest play in his young career, intercepting a Drew Allar pass with 33 seconds left at the Penn State 42-yard line to set up the game-winning score.

The Irish offense racked up 267 yards passing on the evening, its highest output in a game this season. Jaden Greathouse was a big reason, posting a career-high 105 yards on seven catches, with 98 yards coming in the second half to help lead Notre Dame to the victory.

A crucial stat of the game was third down efficiency, as Notre Dame converted 11-of-17 attempts while the Irish defense held the Nittany Lions to just 3-of-11.

**SCORE BY QUARTERS**

	1	2	3	4	FINAL
Notre Dame	0	3	7	17	27
Penn State	3	7	0	14	24

**SCORING SUMMARY**

1st	14:56	PSU	R.Barker 20 yd FG, 14-55, 10:13
2nd	02:18	PSU	N.Singleton 5 yd rush (R.Barker kick), 15-90, 07:17
	00:00	ND	M.Jeter 41 yd FG, 13-52, 02:18
3rd	10:46	ND	R.Leonard 3 yd rush (M.Jeter kick), 8-75, 04:14
4th	14:07	ND	J.Love 2 yd rush (M.Jeter kick), 10-71, 05:19
	10:20	PSU	N.Singleton 7 yd rush (R.Barker kick), 7-75, 03:47
	07:55	PSU	N.Singleton 7 yd rush (R.Barker kick), 5-39, 02:20
	04:38	ND	J.Greathouse 54 yd pass from R.Leonard (M.Jeter kick), 7-81, 03:11
	00:07	ND	M.Jeter 41 yd FG, 7-19, 00:26

**TEAM STATISTICS**

	ND	PSU
FIRST DOWNS	23	20
RUSHES-YARDS (NET)	42-116	42-204
PASSING YARDS (NET)	267	135
Passes Att- Comp-Int	31-21-2	23-12-1
TOTAL OFFENSE PLAYS-YARDS	73-383	65-339
Fumble Returns-Yards	0-0	0-0
Punt Returns-Yards	2-8	1-0
Kickoff Returns-Yards	1-19	1-21
Interception Returns-Yards	1-0	2-0
Punts (Number-Avg)	4-39.2	5-42.0
Fumbles-Lost	1-0	1-0
Penalties-Yards	4-30	5-44
Possession Time	30:04	29:56
Third-Down Conversions	11-17	3-11
Fourth-Down Conversions	0-0	2-2
Red-Zone Scores-Chances	3-3	4-4

Rushing: Notre Dame- Jeremiah Love 11-45-1, Riley Leonard 18-35-1, Jayden Thomas 1-18, Aneyas Williams 2-17, Jadarian Price 7-13, TEAM 1-0, Steve Angeli 2- -12. Penn State- Nicholas Singleton 15-84-3, Kaytron Allen 19-82, Tyler Warren 2-21, Drew Allar 6-17.

Passing: Notre Dame- Riley Leonard 15-23-223-1, Steve Angeli 6-7-44. Penn State- Drew Allar 12-23-135.

Receiving: Notre Dame- Jaden Greathouse 7-105-1, Aneyas Williams 5-66, Mitchell Evans 5-58, Jordan Faison 2-25, Kris Mitchell 1-7, Jeremiah Love 1-6. Penn State- Tyler Warren 6-75, Nicholas Singleton 2-33, Khalil Dinkins 2-21, Luke Reynolds 1-7, Kaytron Allen 1-6.

**2023 FINAL RESULTS**

Date	ND Rank	Opp Rank	Opponent	Location	W/L	Score	Att	Leading Rusher	Leading Passer	Leading Receiver	Leading Tackler
8-26	13/13		vs. Navy	Aviva Stadium	W	42-3	49,000 (c)	Estimé (95)	Hartman (251)	Thomas (63)	Kiser (8)
9-2	13/13		Tennessee St.	Notre Dame Stadium	W	56-3	77,622 (c)	Estimé (116)	Hartman (194)	Thomas (62)	Cross III (6)
9-9	10/11		at NC State	Carter-Finley Stadium	W	45-24	56,919	Estimé (134)	Hartman (286)	Staes (115)	Harper (7)
9-16	9/11		Central Michigan	Notre Dame Stadium	W	41-17	77,622 (c)	Estimé (176)	Hartman (330)	Thomas (63)	Kiser (10)
9-23	9/9	6/4	Ohio State	Notre Dame Stadium	L	14-17	77,622 (c)	Estimé (70)	Hartman (175)	Evans (75)	Bertrand/Jean-Baptiste (8)
9-30	11/13	17/16	at Duke	Wallace Wade Stadium	W	21-14	40,768	Estimé (81)	Hartman (222)	Evans (134)	Cross III (13)
10-7	10/11	25/25	at Louisville	L&N FCU Stadium	L	20-33	59,081 (c)	Love (37)	Hartman (254)	Evans (71)	Bertrand/Brown (9)
10-14	21/21	10/9	Southern Cal	Notre Dame Stadium	W	48-20	77,622 (c)	Estimé (95)	Hartman (126)	Tyree (62)	Bertrand (11)
10-28	14/14		Pittsburgh	Notre Dame Stadium	W	58-7	77,622 (c)	Estimé (114)	Hartman (288)	Evans (66)	Bertrand/Harper (5)
11-4	12/12		at Clemson	Memorial Stadium	L	23-31	81,500 (c)	Estimé (87)	Hartman (146)	Estimé (33)	Kiser (9)
11-18	20/18		Wake Forest	Notre Dame Stadium	W	45-7	77,622 (c)	Estimé (115)	Hartman (277)	Flores (102)	Cross III (9)
11-25	17/17		at Stanford	Stanford Stadium	W	56-23	30,901	Estimé (238)	Hartman (140)	Faison (66)	Bertrand (6)
12-29	15/16	21/22	vs. Oregon State	Sun Bowl Stadium	W	40-8	48,223 (c)	Price (106)	Angeli (232)	Faison (115)	Botelho/Watts (5)

**NOTRE DAME SEASON REVIEW**

- Notre Dame began the season in Ireland, taking part in the Aer Lingus College Football Classic against Navy. The Irish won their third game against Navy in Ireland by a score of 42-3 with **Sam Hartman** making his Notre Dame debut at quarterback and throwing four touchdown passes. **Jadarian Price** scored a touchdown on his first career carry, while **Jaden Greathouse** caught a touchdown pass on his first career reception.
- A 28-point second quarter highlighted the victory over Tennessee State (56-3) in Notre Dame Stadium on a historical weekend during which Notre Dame played its first game against a Football Championship Subdivision team and a Historically Black College or University. The sterling defensive performance marked the first time since 1975 that the Irish held their first two opponents of the season without a touchdown.
- A two-hour inclement weather delay that occurred early in the second quarter at NC State was quickly forgotten when **Audric Estimé** rumbled for an 80-yard touchdown on the first play back to action for both teams. Estimé finished the game with 134 yards, **Sam Hartman** threw four more touchdown passes and the Irish defense intercepted NC State QB Brennan Armstrong three times in the 45-24 victory.
- Notre Dame's offense continued rolling along in the first-ever meeting with Central Michigan, scoring 40 (41-17) points in the first four games of the season for the first time since 1914. **Audric Estimé** rushed for 176 yards while **Jack Kiser** piled up 10 tackles for the Irish defense.
- In one of the most anticipated games of the season, No. 9 Notre Dame battled No. 6 Ohio State into the game's final minutes, with the Buckeyes scoring the winning touchdown (17-14) with 1:25 remaining. **Javontae Jean-Baptiste**, a transfer from Ohio State, paced the Irish defense with eight tackles in the game while **Mitchell Evans** caught seven passes for 75 yards to lead the Irish offense.
- After the last-minute loss to Ohio State, Notre Dame battled back to earn a last-minute thrilling victory at No. 17 Duke the next weekend. Trailing by a point and buried on its own five-yard line, Notre Dame drove 10 plays for the game-winning touchdown, which was delivered by **Audric Estimé** on a 30-yard run with 31 seconds remaining. **Sam Hartman's** fourth-down 17-yard scramble set up Estimé's memorable play. **Howard Cross III**, who earned national defensive player of the week honors after a 13-tackle performance, ended the game with a strip-sack.
- Facing an unprecedented third consecutive night game against a ranked opponent at No. 25 Louisville, turnovers doomed Notre Dame's comeback bid against the upstart Cardinals who claimed a 33-20 victory. Louisville would go on to play in the ACC Championship game.
- The streak of night-time games against ranked opponents continued the next weekend against No. 10 Southern Cal, but the Irish defense overwhelmed defending Heisman Trophy quarterback Caleb Williams, intercepting him three times in the first half. **Xavier Watts** dominated on defense, intercepting two passes, returning a fumble for a touchdown and forcing a fumble to earn national defensive player of the week honors. The 48-20 victory was the most lopsided for the Irish in the series with Southern Cal since 1995.
- After a well-deserved week off, Notre Dame blitzed Pittsburgh in Notre Dame Stadium 58-7 as **Xavier Watts** became the first Irish defensive player to intercept multiple passes in consecutive games (Watts picked off two passes against the Panthers). **Audric Estimé** rushed for three touchdowns in the contest and the Irish special teams unit returned its first punt for a touchdown since 2015.
- A key road victory at Clemson eluded Notre Dame, as turnovers doomed an Irish comeback. Down 24-9 at halftime, the Irish rallied to cut it to one score and out-gained yardage-wise the Tigers in the game 329-285, but could not get the necessary late score and suffered the third loss of the season, 31-23.
- Senior Day against Wake Forest marked the 500th game in Notre Dame Stadium and a 45-7 victory over the Demon Deacons. **Sam Hartman** tossed four touchdown passes against his former team and **Audric Estimé** rushed for 115 yards.
- Audric Estimé** capped his Notre Dame career with a legendary performance in the 56-23 victory at Stanford. Piling up 238 rushing yards (the fourth-most in a single game in Notre Dame history), Estimé finished the season with 1,341 rushing yards, which ranks fifth on the Notre Dame single-season list. He also posted four rushing touchdowns to set the Irish single-season record at 18.
- Notre Dame would finish the season with its 10th win, 40-8, over No. 21 Oregon State in the Sun Bowl. Irish quarterback **Steve Angeli** would make his first career start in the game, eventually finishing 15-of 19 for 232 yards and three touchdowns while freshman wideout **Jordan Faison** earned the game's Most Valuable Player Award with five catches for 115 yards and a touchdown.





**2024-25 Notre Dame Football  
Game Results  
All games**

**Team Results**

Date	Opponent		Score	Overall	Conf	Time	Attend
08/31/2024	at Texas A&M	W	23-13	1-0	0-0	3:30	107315
09/07/2024	NIU	L	14-16	1-1	0-0	3:16	77622
09/14/2024	at Purdue	W	66-7	2-1	0-0	3:19	61441
09/21/2024	Miami (OH)	W	28-3	3-1	0-0	3:14	77622
09/28/2024	Louisville	W	31-24	4-1	0-0	3:34	77622
10/12/2024	Stanford	W	49-7	5-1	0-0	4:11	77622
10/19/2024	vs Georgia Tech	W	31-13	6-1	0-0	3:17	59021
10/26/2024	vs Navy	W	51-14	7-1	0-0	3:12	76112
11/09/2024	Florida St.	W	52-3	8-1	0-0	3:25	77622
11/16/2024	Virginia	W	35-14	9-1	0-0	3:27	77622
11/23/2024	vs Army West Point	W	49-14	10-1	0-0	3:08	47342
11/30/2024	at Southern California	W	49-35	11-1	0-0	3:38	73241
12/20/2024	Indiana	W	27-17	12-1	0-0	3:26	77622
01/02/2025	vs Georgia	W	23-10	13-1	0-0	3:27	57267
01/09/2025	vs Penn St.	W	27-24	14-1	0-0	3:36	66881

**Team Statistics**

	<b>ND</b>	<b>OPP</b>
<b>Scoring</b>	<b>555</b>	<b>214</b>
Points per game	37.0	14.3
Points Off Turnovers	158	44
<b>First Downs</b>	<b>307</b>	<b>250</b>
Rushing	142	115
Passing	139	108
Penalty	26	27
<b>Rushing Yardage</b>	<b>3162</b>	<b>1995</b>
Yards gained rushing	3385	2423
Yards lost rushing	223	428
Rushing attempts	542	543
Average per rush	5.8	3.7
Average per game	210.8	133.0
TDs Rushing	44	14
<b>Passing Yardage</b>	<b>2915</b>	<b>2479</b>
Comp-Att-Int	274-413-8	218-430-19
Average per pass	7.1	5.8
Average per catch	10.6	11.4
Average per game	194.3	165.3
TDs Passing	22	12
<b>Total offense</b>	<b>6077</b>	<b>4474</b>
Total plays	955	973
Average per play	6.4	4.6
Average per game	405.1	298.3
<b>Kick returns: #-Yards</b>	<b>17-402</b>	<b>37-587</b>
<b>Punt returns: #-Yards</b>	<b>28-151</b>	<b>19-86</b>
<b>Int returns: #-Yards</b>	<b>19-454</b>	<b>8-78</b>
<b>Kick return average</b>	<b>23.6</b>	<b>15.9</b>
<b>Punt return average</b>	<b>5.4</b>	<b>4.5</b>
<b>Int return average</b>	<b>23.9</b>	<b>9.8</b>
<b>Fumbles-Lost</b>	<b>12-7</b>	<b>30-13</b>
<b>Penalties-Yards</b>	<b>90-784</b>	<b>81-715</b>
Average per game	52.3	47.7
<b>Punts-Yards</b>	<b>48-1994</b>	<b>74-3094</b>
Average per punt	41.5	41.8
Net punt average	39.8	37.0
<b>Kickoffs-Yards</b>	<b>103-6378</b>	<b>50-3039</b>
Average per kick	61.9	60.8
Net kick average	41.3	36.9
<b>Time of possession / game</b>	<b>30:20</b>	<b>29:40</b>
<b>3rd-down conversion</b>	<b>71/172</b>	<b>61/205</b>
3rd-down pct	41%	30%
<b>4th-down conversion</b>	<b>19/26</b>	<b>15/41</b>

	<b>ND</b>	<b>OPP</b>
4th-down pct	73%	37%
<b>Sacks by-Yards</b>	<b>38-280</b>	<b>23-121</b>
<b>Misc Yards</b>	<b>0</b>	<b>0</b>
<b>Touchdowns scored</b>	<b>73</b>	<b>26</b>
<b>Field goals - attempts</b>	<b>15-26</b>	<b>11-15</b>
<b>On-Side kicks</b>	<b>0-0</b>	<b>1-3</b>
<b>Red-zone scores</b>	<b>(48-58) 83%</b>	<b>(28-39) 72%</b>
<b>Red-zone touchdowns</b>	<b>(42-58) 72%</b>	<b>(21-39) 54%</b>
<b>PAT-attempts</b>	<b>(72-73) 99%</b>	<b>(23-23) 100%</b>
<b>2-point conversion-attempts</b>	<b>(0-0) 0%</b>	<b>(1-3) 33%</b>
<b>Attendance</b>	<b>543354</b>	<b>241997</b>
Games / Avg per game	7/77622	3/80666
Neutral site games	-	5/61325

**Score by Periods**

<b>Team</b>	<b>1st</b>	<b>2nd</b>	<b>3rd</b>	<b>4th</b>	<b>OT</b>	<b>TOT</b>
Notre Dame	108	175	141	131	0	555
Opponents	40	57	35	82	0	214

**Rushing**

Player	gp	att	gain	loss	net	avg	td	lg	avg/g
Jeremiah Love	15	159	1158	36	1122	7.1	17	98	74.8
Riley Leonard	15	167	964	98	866	5.2	16	50	57.7
Jadarian Price	15	117	774	41	733	6.3	7	70	48.9
Aneyas Williams	14	34	220	1	219	6.4	2	58	15.6
Kedren Young	6	21	116	0	116	5.5	1	12	19.3
Devyn Ford	12	13	57	2	55	4.2	0	11	4.6
Jayden Thomas	15	3	27	0	27	9.0	0	18	1.8
Kenny Minchey	1	2	12	0	12	6.0	1	7	12.0
Steve Angeli	10	9	38	29	9	1.0	0	29	0.9
Jordan Faison	12	2	9	0	9	4.5	0	6	0.8
Tyler Buchner	2	1	4	0	4	4.0	0	4	2.0
Justin Fisher	11	1	4	0	4	4.0	0	4	0.4
Jake Tafelski	7	1	2	0	2	2.0	0	2	0.3
Team	15	12	0	16	-16	-1.3	0	0	-1.1
<b>Total</b>	<b>15</b>	<b>542</b>	<b>3385</b>	<b>223</b>	<b>3162</b>	<b>5.8</b>	<b>44</b>	<b>98</b>	<b>210.8</b>
<b>Opponents</b>	<b>15</b>	<b>543</b>	<b>2423</b>	<b>428</b>	<b>1995</b>	<b>3.7</b>	<b>14</b>	<b>60</b>	<b>133.0</b>

**Passing**

Player	gp	effc	comp-att-int	pct	yds	td	lg	avg/g
Riley Leonard	15	137.8	247-372-8	66.4	2606	19	54	173.7
Steve Angeli	10	161.2	24-35-0	68.6	268	3	42	26.8
Tyler Buchner	2	293.2	1-1-0	100.0	23	0	23	11.5
Davis Sherwood	14	217.6	1-1-0	100.0	14	0	14	1.0
Kenny Minchey	1	133.6	1-1-0	100.0	4	0	4	4.0
Team	15	0.0	0-3-0	0.0	0	0	0	0.0
<b>Total</b>	<b>15</b>	<b>139.3</b>	<b>274-413-8</b>	<b>66.3</b>	<b>2915</b>	<b>22</b>	<b>54</b>	<b>194.3</b>
<b>Opponents</b>	<b>15</b>	<b>99.5</b>	<b>218-430-19</b>	<b>50.7</b>	<b>2479</b>	<b>12</b>	<b>83</b>	<b>165.3</b>

**Receiving**

Player	gp	no.	yds	avg	td	lg	avg/g
Mitchell Evans	15	39	369	9.5	3	32	24.6
Beaux Collins	15	37	458	12.4	3	53	30.5
Jaden Greathouse	15	36	464	12.9	2	54	30.9
Jordan Faison	12	29	350	12.1	1	44	29.2
Jeremiah Love	15	26	232	8.9	2	32	15.5
Kris Mitchell	15	20	208	10.4	2	28	13.9
Jayden Harrison	15	18	215	11.9	1	42	14.3
Jayden Thomas	15	18	167	9.3	2	23	11.1
Aneyas Williams	14	18	172	9.6	0	36	12.3
Eli Raridon	15	9	70	7.8	2	12	4.7
Deion Colzie	15	5	41	8.2	1	15	2.7
Jadarian Price	15	4	10	2.5	0	8	0.7
Cooper Flanagan	13	4	55	13.8	2	28	4.2
KK Smith	6	3	38	12.7	0	25	6.3
Devyn Ford	12	2	6	3.0	0	6	0.5
Kevin Bauman	13	1	8	8.0	1	8	0.6
Jake Tafelski	7	1	14	14.0	0	14	2.0
Davis Sherwood	14	1	19	19.0	0	19	1.4
Pat Coogan	15	1	11	11.0	0	11	0.7
Riley Leonard	15	1	-8	-8.0	0	0	-0.5
Justin Fisher	11	1	16	16.0	0	16	1.5
<b>Total</b>	<b>15</b>	<b>274</b>	<b>2915</b>	<b>10.6</b>	<b>22</b>	<b>54</b>	<b>194.3</b>
<b>Opponents</b>	<b>15</b>	<b>218</b>	<b>2479</b>	<b>11.4</b>	<b>12</b>	<b>83</b>	<b>165.3</b>

**Punt Returns**

Player	no.	yds	avg	td	lg
Max Hurleman	22	128	5.8	0	15
Jaden Greathouse	1	9	9.0	0	9
Rod Heard II	0	9	0.0	0	9
Aneyas Williams	1	5	5.0	0	5
Jordan Faison	1	0	0.0	0	0
Adon Shuler	1	0	0.0	0	0
Preston Zinter	1	0	0.0	0	0
Bryce Young	1	0	0.0	0	0
<b>Total</b>	<b>28</b>	<b>151</b>	<b>5.4</b>	<b>0</b>	<b>15</b>
<b>Opponents</b>	<b>19</b>	<b>86</b>	<b>4.5</b>	<b>0</b>	<b>10</b>

**Interceptions**

Player	no.	yds	avg	td	lg
Xavier Watts	6	136	22.7	1	100
Christian Gray	3	99	33.0	1	99
Adon Shuler	3	94	31.3	1	46
Leonard Moore	2	6	3.0	0	6
Jordan Clark	1	2	2.0	0	2
Junior Tuihalamaka	1	0	0.0	0	0
Luke Talich	1	79	79.0	1	79
Boubacar Traore	1	34	34.0	1	34
Kyngstonn Viliamu-Asa	1	4	4.0	0	4
<b>Total</b>	<b>19</b>	<b>454</b>	<b>23.9</b>	<b>5</b>	<b>100</b>
<b>Opponents</b>	<b>8</b>	<b>78</b>	<b>9.8</b>	<b>0</b>	<b>33</b>

**Kick Returns**

Player	no.	yds	avg	td	lg
Jayden Harrison	12	320	26.7	1	98
Devyn Ford	2	23	11.5	0	14
Jordan Faison	1	59	59.0	0	43
Jeremiah Love	1	0	0.0	0	0
Aneyas Williams	1	0	0.0	0	0
<b>Total</b>	<b>17</b>	<b>402</b>	<b>23.6</b>	<b>1</b>	<b>98</b>
<b>Opponents</b>	<b>37</b>	<b>587</b>	<b>15.9</b>	<b>0</b>	<b>35</b>

**Fumbles Recovered**

Player	no.	yds	avg	td	lg
Adon Shuler	1	28	28.0	0	28
Joshua Burnham	1	15	15.0	0	15
Kennedy Urlacher	1	3	3.0	0	3
Jack Kiser	2	0	0.0	0	0
Jaylen Sneed	1	0	0.0	1	0
Junior Tuihalamaka	2	0	0.0	0	0
Jaiden Ausberry	2	0	0.0	0	0
Rod Heard II	1	0	0.0	0	0
Xavier Watts	1	0	0.0	0	0
Max Hurleman	1	0	0.0	0	0
<b>Total</b>	<b>13</b>	<b>46</b>	<b>3.5</b>	<b>1</b>	<b>28</b>
<b>Opponents</b>	<b>7</b>	<b>0</b>	<b>0.0</b>	<b>0</b>	<b>0</b>



**Scoring**

Player	td	fg	PAT						pts
			kick	rush	rcv	pass	dxp	saf	
Jeremiah Love	19	-	-	-	-	-	-	-	114
Riley Leonard	16	-	-	-	-	-	-	-	96
Mitch Jeter	-	13-20	53-53	-	-	-	-	-	92
Jadarian Price	7	-	-	-	-	-	-	-	42
Zac Yoakam	-	2-5	18-18	-	-	-	-	-	24
Mitchell Evans	3	-	-	-	-	-	-	-	18
Beaux Collins	3	-	-	-	-	-	-	-	18
Jayden Harrison	2	-	-	-	-	-	-	-	12
Kris Mitchell	2	-	-	-	-	-	-	-	12
Jayden Thomas	2	-	-	-	-	-	-	-	12
Eli Raridon	2	-	-	-	-	-	-	-	12
Jaden Greathouse	2	-	-	-	-	-	-	-	12
Cooper Flanagan	2	-	-	-	-	-	-	-	12
Aneyas Williams	2	-	-	-	-	-	-	-	12
Xavier Watts	1	-	-	-	-	-	-	-	6
Kevin Bauman	1	-	-	-	-	-	-	-	6
Deion Colzie	1	-	-	-	-	-	-	-	6
Jaylen Sneed	1	-	-	-	-	-	-	-	6
Jordan Faison	1	-	-	-	-	-	-	-	6
Christian Gray	1	-	-	-	-	-	-	-	6
Kenny Minchey	1	-	-	-	-	-	-	-	6
Adon Shuler	1	-	-	-	-	-	-	-	6
Luke Talich	1	-	-	-	-	-	-	-	6
Boubacar Traore	1	-	-	-	-	-	-	-	6
Kedren Young	1	-	-	-	-	-	-	-	6
Marcello Diomede	-	0-1	1-1	-	-	-	-	-	1
<b>Total</b>	<b>73</b>	<b>15-26</b>	<b>72-73</b>	<b>0</b>	<b>0</b>	<b>0</b>	<b>0</b>	<b>0</b>	<b>555</b>
<b>Opponents</b>	<b>26</b>	<b>11-15</b>	<b>23-23</b>	<b>0</b>	<b>1</b>	<b>1</b>	<b>0</b>	<b>0</b>	<b>214</b>

**Field Goals**

Player	fg	pct.	01-19	20-29	30-39	40-49	50-99	lg	blk
Mitch Jeter	13-20	65.0	0-0	2-3	1-3	10-13	0-1	49	4
Zac Yoakam	2-5	40.0	0-0	0-0	1-3	1-2	0-0	42	0
Marcello Diomede	0-1	0.0	0-0	0-0	0-0	0-0	0-1	0	0
<b>Opponents</b>	<b>11-15</b>	<b>73.3</b>	<b>0-0</b>	<b>4-4</b>	<b>3-4</b>	<b>3-5</b>	<b>1-2</b>	<b>56</b>	<b>3</b>

**FG Sequence**

Team Name	Notre Dame	Opponents
Texas A&M	(46),(26),(46)	(34),(49)
NIU	48,62	(42),(21),(35),53
Purdue	(42)	
Louisville	(48)	(56)
Georgia Tech	(42),46	35
Navy	36,(32)	40
Florida St.	42,(28)	(23)
Virginia	54,36	
Army West Point	48,30	
Southern California	27	
Indiana	(49),(33),37	(34)
Georgia	(44),(48),(47)	(41)
Penn St.	(41),(41)	(20)
Miami (OH)		(26),49

Numbers in (parentheses) indicate field goal was made

**Total Offense**

Player	g	plays	rush	pass	total	avg/g
Riley Leonard	15	539	866	2606	3472	231.5
Jeremiah Love	15	159	1122	0	1122	74.8
Jadarian Price	15	117	733	0	733	48.9
Steve Angeli	10	44	9	268	277	27.7
Aneyas Williams	14	34	219	0	219	15.6
Kedren Young	6	21	116	0	116	19.3
Devyn Ford	12	13	55	0	55	4.6
Tyler Buchner	2	2	4	23	27	13.5
Jayden Thomas	15	3	27	0	27	1.8
Kenny Minchey	1	3	12	4	16	16.0
Davis Sherwood	14	1	0	14	14	1.0
Jordan Faison	12	2	9	0	9	0.8
Justin Fisher	11	1	4	0	4	0.4
Jake Tafelski	7	1	2	0	2	0.3
Team	15	0	-16	0	-16	-1.1
<b>Total</b>	<b>15</b>	<b>955</b>	<b>3162</b>	<b>2915</b>	<b>6077</b>	<b>405.1</b>
<b>Opponents</b>	<b>15</b>	<b>973</b>	<b>1995</b>	<b>2479</b>	<b>4474</b>	<b>298.3</b>

**Punting**

Player	no.	yds	avg	lg	tb	fc	i20	50+	blk
James Rendell	48	1994	41.5	64	0	17	24	7	0
<b>Total</b>	<b>48</b>	<b>1994</b>	<b>41.5</b>	<b>64</b>	<b>0</b>	<b>17</b>	<b>24</b>	<b>7</b>	<b>0</b>
<b>Opponents</b>	<b>74</b>	<b>3094</b>	<b>41.8</b>	<b>68</b>	<b>8</b>	<b>26</b>	<b>17</b>	<b>14</b>	<b>3</b>

**Kickoffs**

Player	no.	yds	avg	tb	ob	retn	net	ydl
Eric Goins	63	3838	60.9	20	0			
Mitch Jeter	39	2485	63.7	26	0			
Marcello Diomede	1	55	55.0	0	0			
<b>Total</b>	<b>103</b>	<b>6378</b>	<b>61.9</b>	<b>46</b>	<b>0</b>	<b>35</b>	<b>41.3</b>	<b>23</b>
<b>Opponents</b>	<b>50</b>	<b>3039</b>	<b>60.8</b>	<b>29</b>	<b>1</b>	<b>18</b>	<b>36.9</b>	<b>28</b>

**All Purpose**

Player	g	rush	rcv	pr	kr	ir	total	avg/g
Jeremiyah Love	15	1122	232	0	0	0	1354	90.3
Riley Leonard	15	866	-8	0	0	0	858	57.2
Jadarian Price	15	733	10	0	0	0	743	49.5
Jayden Harrison	15	0	215	0	320	0	535	35.7
Jaden Greathouse	15	0	464	9	0	0	473	31.5
Beaux Collins	15	0	458	0	0	0	458	30.5
Jordan Faison	12	9	350	0	59	0	418	34.8
Aneyas Williams	14	219	172	5	0	0	396	28.3
Mitchell Evans	15	0	369	0	0	0	369	24.6
Kris Mitchell	15	0	208	0	0	0	208	13.9
Jayden Thomas	15	27	167	0	0	0	194	12.9
Xavier Watts	15	0	0	0	0	136	136	9.1
Max Hurlleman	15	0	0	128	0	0	128	8.5
Kedren Young	6	116	0	0	0	0	116	19.3
Christian Gray	14	0	0	0	0	99	99	7.1
Adon Shuler	15	0	0	0	0	94	94	6.3
Devyn Ford	12	55	6	0	23	0	84	7.0
Luke Talich	15	0	0	0	0	79	79	5.3
Eli Raridon	15	0	70	0	0	0	70	4.7
Cooper Flanagan	13	0	55	0	0	0	55	4.2
Deion Colzie	15	0	41	0	0	0	41	2.7
KK Smith	6	0	38	0	0	0	38	6.3
Boubacar Traore	5	0	0	0	0	34	34	6.8
Justin Fisher	11	4	16	0	0	0	20	1.8
Davis Sherwood	14	0	19	0	0	0	19	1.4
Jake Tafelski	7	2	14	0	0	0	16	2.3
Kenny Minchey	1	12	0	0	0	0	12	12.0
Pat Coogan	15	0	11	0	0	0	11	0.7
Rod Heard II	15	0	0	9	0	0	9	0.6
Steve Angeli	10	9	0	0	0	0	9	0.9
Kevin Bauman	13	0	8	0	0	0	8	0.6
Leonard Moore	15	0	0	0	0	6	6	0.4
Tyler Buchner	2	4	0	0	0	0	4	2.0
Kyngstonn Viliamu-Asa	13	0	0	0	0	4	4	0.3
Jordan Clark	15	0	0	0	0	2	2	0.1
Team	15	-16	0	0	0	0	-16	-1.1
<b>Total</b>	<b>15</b>	<b>3162</b>	<b>2915</b>	<b>151</b>	<b>402</b>	<b>454</b>	<b>7084</b>	<b>472.3</b>
<b>Opponents</b>	<b>15</b>	<b>1995</b>	<b>2479</b>	<b>86</b>	<b>587</b>	<b>78</b>	<b>5225</b>	<b>348.3</b>

**Team Defense**

##	Player	gp	Tackles				Sacks	Pass defense			Fumbles		blkd		
			ua	a	tot	tfl/yds		no-yds	int-yds	brup	qbh	fr-yds	ff	kick	saf
24	Jack Kiser	15	51	34	85	4-23	2-19	.	.	1	3	2-0	2	.	.
0	Xavier Watts	15	46	28	74	2.5-7	.	.	6-136	9	4	1-0	1	.	.
34	Drayk Bowen	15	33	37	70	4-17	1-12	.	.	2	2	.	2	.	.
4	Jaiden Ausberry	15	34	22	56	6.5-15	0.5-0	.	.	1	2	2-0	.	.	.
8	Adon Shuler	15	33	22	55	2-4	.	.	3-94	5	2	1-28	1	1	.
3	Jaylen Sneed	15	21	29	50	6-20	2.5-16	.	.	.	2	1-0	2	.	.
15	Leonard Moore	15	29	14	43	2-17	.	.	2-6	10	1	.	2	.	.
99	Rylie Mills	13	19	18	37	8.5-60	7.5-59	.	.	.	4	.	.	.	.
2	Rod Heard II	15	24	12	36	2-10	1-8	.	.	4	1	1-0	1	.	.
41	Donovan Hinish	15	19	16	35	4.5-32	4.5-32	.	.	1	4	.	.	.	.
1	Jordan Clark	15	26	8	34	2-4	.	.	1-2	5	1	.	.	.	.
44	Junior Tuihalamaka	15	17	16	33	5.5-23	3-17	.	.	1-0	1	3	2-0	.	.
27	Kyngstonn Viliamu-Asa	13	8	25	33	2.5-8	1-6	.	.	1-4	1	2	.	.	.
29	Christian Gray	14	23	9	32	2.5-5	.	.	3-99	9	.	.	1	.	.
56	Howard Cross III	12	13	14	27	5.5-33	4-29	.	.	1	3	.	.	.	.
40	Joshua Burnham	13	12	14	26	4.5-16	.	.	.	1	3	1-15	1	.	.
97	Gabriel Rubio	10	10	12	22	2.5-11	1-5	.	.	1	.	.	.	.	.
30	Bryce Young	15	14	8	22	3-11	1.5-9	.	.	.	2	.	.	3	.
20	Benjamin Morrison	6	14	6	20	.	.	.	.	4	.	.	.	.	.
28	Luke Talich	15	13	6	19	.	.	.	1-79	.	.	.	1	.	.
9	RJ Oben	15	9	9	18	1.5-13	1-12	.	.	.	.	.	1	.	.
37	Max Hurleman	15	11	2	13	.	.	.	.	.	.	1-0	.	.	.
12	Jordan Botelho	3	5	7	12	1-13	1-13	.	.	.	2	.	.	.	.
23	Kennedy Urlacher	13	7	5	12	1-1	.	.	.	1	.	1-3	.	.	.
5	Boubacar Traore	5	8	3	11	5-26	3-24	.	.	1-34	2	.	1	.	.
13	Ben Minich	13	5	3	8	0.5-2	0.5-2	.	.	.	1	.	.	.	.
47	Jason Onye	5	4	3	7	1.5-13	1.5-13	.	.	1	2	.	.	1	.
10	Loghan Thomas	14	3	3	6	1.5-4	1.5-4	.	.	.	1	.	.	.	.
2	Jayden Harrison	15	4	.	4	.	.	.	.	.	.	.	.	.	.
88	Armel Mukam	10	3	1	4	.	.	.	.	.	.	.	.	.	.
25	Preston Zinter	15	4	.	4	.	.	.	.	.	.	.	.	1	.
59	Sean Sevillano Jr.	4	4	.	4	.	.	.	.	.	.	.	.	.	.
38	Davis Sherwood	14	2	1	3	.	.	.	.	.	.	.	.	.	.
7	Jaden Mickey	4	2	1	3	.	.	.	.	1	.	.	.	.	.
16	Tae Johnson	3	3	.	3	.	.	.	.	.	.	.	.	.	.
98	Mitch Jeter	13	1	1	2	.	.	.	.	.	.	.	.	.	.
58	Grant Ristoff	2	1	1	2	.	.	.	.	.	.	.	.	.	.
33	Tre Reader	5	1	1	2	.	.	.	.	.	.	.	.	.	.
49	Andrew Kros	7	1	1	2	.	.	.	.	.	.	.	.	.	.
21	Karson Hobbs	9	2	.	2	.	.	.	.	1	.	.	.	.	.
22	Devyn Ford	12	.	1	1	.	.	.	.	.	.	.	.	.	.
90	Eric Goins	9	1	.	1	.	.	.	.	.	.	.	.	.	.
0	Deion Colzie	15	.	1	1	.	.	.	.	.	.	.	.	.	.
26	Chris Salerno	15	1	.	1	.	.	.	.	.	.	.	.	.	.
78	Pat Coogan	15	1	.	1	.	.	.	.	.	.	.	.	.	.
24	Jadarian Price	15	1	.	1	.	.	.	.	.	.	.	.	.	.
70	Ashton Craig	3	1	.	1	.	.	.	.	.	.	.	.	.	.
77	Ty Chan	12	.	1	1	.	.	.	.	.	.	.	.	.	.
6	Jordan Faison	12	1	.	1	.	.	.	.	.	.	.	.	.	.
4	Jeremiah Love	15	.	1	1	.	.	.	.	.	.	.	.	.	.
45	Kobi Onyiuke	8	1	.	1	.	.	.	.	.	.	.	.	.	.
17	Brenan Vernon	2	1	.	1	.	.	.	.	.	.	.	.	.	.
98	Devan Houstan	2	1	.	1	.	.	.	.	.	.	.	.	.	.
36	Bodie Kahoun	3	1	.	1	.	.	.	.	.	.	.	.	.	.
35	Teddy Rezac	7	1	.	1	.	.	.	.	.	.	.	.	.	.
96	Joseph Vinci	7	1	.	1	.	.	.	.	.	.	.	.	.	.
<b>Totals</b>		<b>15</b>	<b>551</b>	<b>396</b>	<b>947</b>	<b>82-388</b>	<b>38-280</b>	<b>19-454</b>	<b>61</b>	<b>46</b>	<b>13-46</b>	<b>16</b>	<b>6</b>	<b>0</b>	
Opponents		15	531	428	959	69-230	23-121	8-78	31	21	7-0	9	4	0	



**2024-25 Notre Dame Football  
Team Game-by-Game Comparison  
All games**

Page 1/1  
as of Jan 11, 2025

Opponent	Score	First Downs			Pen	Rushing Number-Yards	Passing		Total Offense Plays-Yards	Return Yards	Turn- Overs
		Total	Rush	Pass			Comp-Att.-Int	Yards			
Texas A&M	23-13	18 / 17	8 / 9	8 / 5	2 / 3	34-198 / 38-146	18-30-0 / 12-30-2	158 / 100	64-356 / 68-246	31 / 59	0 / 2
NIU	14-16	17 / 16	7 / 9	9 / 6	1 / 1	28-123 / 45-190	20-33-2 / 10-20-0	163 / 198	61-286 / 65-388	89 / 46	2 / 0
Purdue	66-7	27 / 6	16 / 3	10 / 3	1 / 0	44-362 / 25-38	18-26-0 / 11-24-2	216 / 124	70-578 / 49-162	73 / 61	0 / 2
Miami (OH)	28-3	24 / 17	8 / 8	11 / 6	5 / 3	36-270 / 28-110	17-28-0 / 14-36-2	158 / 119	64-428 / 64-229	0 / 10	2 / 2
Louisville	31-24	11 / 19	4 / 7	6 / 11	1 / 1	31-117 / 35-131	17-23-0 / 24-41-1	163 / 264	54-280 / 76-395	83 / 28	2 / 3
Stanford	49-7	24 / 14	14 / 7	9 / 6	1 / 1	39-229 / 41-113	18-27-0 / 10-18-0	248 / 87	66-477 / 59-200	39 / 3	1 / 1
Georgia Tech	31-13	23 / 18	12 / 4	11 / 13	0 / 1	39-168 / 29-64	21-30-1 / 20-38-2	217 / 269	69-385 / 67-333	50 / 129	1 / 2
Navy	51-14	20 / 17	11 / 10	8 / 4	1 / 3	40-265 / 43-222	15-25-0 / 7-14-1	201 / 88	65-466 / 57-310	44 / 44	0 / 6
Florida St.	52-3	22 / 14	6 / 7	12 / 6	4 / 1	32-201 / 43-120	17-30-0 / 10-26-2	252 / 88	62-453 / 69-208	93 / 119	0 / 2
Virginia	35-14	21 / 15	10 / 7	9 / 6	2 / 2	38-234 / 32-128	22-33-1 / 17-36-3	214 / 172	71-448 / 68-300	81 / 20	2 / 5
Army West Point	49-14	20 / 15	9 / 11	10 / 0	1 / 4	29-273 / 58-207	14-18-0 / 4-9-0	189 / 26	47-462 / 67-233	54 / 22	0 / 1
Southern California	49-35	23 / 29	11 / 11	9 / 16	3 / 2	38-258 / 28-197	18-23-1 / 27-49-2	178 / 360	61-436 / 77-557	206 / 143	2 / 2
Indiana	27-17	20 / 17	8 / 6	11 / 10	1 / 1	35-193 / 27-63	23-32-1 / 20-34-1	201 / 215	67-394 / 61-278	74 / 21	1 / 1
Georgia	23-10	14 / 16	8 / 5	5 / 9	1 / 2	37-154 / 29-62	15-24-0 / 20-32-0	90 / 234	61-244 / 61-296	109 / 25	0 / 2
Penn St.	27-24	23 / 20	10 / 11	11 / 7	2 / 2	42-117 / 42-204	21-31-2 / 12-23-1	267 / 135	73-384 / 65-339	27 / 21	2 / 1
<b>Totals</b>	<b>555-214</b>	<b>307 / 250</b>	<b>142 / 115</b>	<b>139 / 108</b>	<b>26 / 27</b>	<b>542-3162 / 543-1995</b>	<b>274-413-8 / 218-430-19</b>	<b>2915 / 2479</b>	<b>955-6077 / 973-4474</b>	<b>1053 / 751</b>	<b>15 / 32</b>

Opponents	3rd Down Conversion	4th Down Conversion	Time of Possession	TOP Margin	Avg Yds/Rush	Avg Yds/Pass	Avg Yds/Play	Punting Number-Avg	Penalties Number-Yards	Sacks
Texas A&M	2-12 / 4-13	1-2 / 0-2	31:35 / 28:26	03:09	5.8 / 3.8	5.3 / 3.3	5.6 / 3.6	5-42.8 / 4-54.0	11-99.0 / 6-55.0	1 / 1
NIU	3-9 / 6-16	0-0 / 1-2	25:22 / 34:38	-09:16	4.4 / 4.2	4.9 / 9.9	4.7 / 6.0	5-36.8 / 4-35.0	3-35.0 / 3-35.0	0 / 2
Purdue	7-12 / 1-12	0-0 / 0-1	35:43 / 24:17	11:26	8.2 / 1.5	8.3 / 5.2	8.3 / 3.3	4-37.5 / 10-47.3	5-40.0 / 7-68.0	4 / 3
Miami (OH)	5-11 / 2-12	1-2 / 0-1	30:06 / 29:54	00:12	7.5 / 3.9	5.6 / 3.3	6.7 / 3.6	4-47.3 / 6-39.5	8-66.0 / 10-100.0	4 / 1
Louisville	2-10 / 7-17	2-3 / 1-5	27:55 / 32:05	-04:10	3.8 / 3.7	7.1 / 6.4	5.2 / 5.2	4-41.5 / 3-35.7	5-45.0 / 6-50.0	3 / 1
Stanford	6-11 / 4-12	3-3 / 1-4	29:16 / 30:44	-01:28	5.9 / 2.8	9.2 / 4.8	7.2 / 3.4	1-24.0 / 4-45.5	4-35.0 / 3-25.0	4 / 1
Georgia Tech	4-12 / 4-14	3-4 / 3-5	35:45 / 24:15	11:30	4.3 / 2.2	7.2 / 7.1	5.6 / 5.0	2-37.5 / 4-45.0	5-37.0 / 5-25.0	2 / 0
Navy	8-13 / 4-11	1-1 / 2-3	30:29 / 29:31	00:58	6.6 / 5.2	8.0 / 6.3	7.2 / 5.4	2-45.0 / 2-60.0	9-80.0 / 5-40.0	0 / 1
Florida St.	5-12 / 3-17	2-2 / 1-2	26:49 / 33:11	-06:22	6.3 / 2.8	8.4 / 3.4	7.3 / 3.0	3-40.0 / 7-40.9	3-30.0 / 6-56.0	8 / 2
Virginia	1-12 / 6-18	3-4 / 2-3	34:36 / 25:24	09:12	6.2 / 4.0	6.5 / 4.8	6.3 / 4.4	5-47.6 / 7-40.0	9-89.0 / 6-40.0	2 / 1
Army West Point	3-5 / 6-16	0-1 / 1-4	20:11 / 39:49	-19:38	9.4 / 3.6	10.5 / 2.9	9.8 / 3.5	0-0.0 / 4-29.8	5-44.0 / 2-26.0	1 / 0
Southern California	3-9 / 5-12	3-3 / 0-3	29:45 / 30:15	-00:30	6.8 / 7.0	7.7 / 7.3	7.1 / 7.2	2-51.0 / 4-45.8	3-44.0 / 7-69.0	1 / 2
Indiana	7-13 / 4-12	0-0 / 1-1	35:43 / 24:17	11:26	5.5 / 2.3	6.3 / 6.3	5.9 / 4.6	2-34.0 / 6-33.7	6-35.0 / 5-46.0	3 / 2
Georgia	4-14 / 2-12	0-1 / 0-3	31:47 / 28:13	03:34	4.2 / 2.1	3.8 / 7.3	4.0 / 4.9	5-43.4 / 4-39.8	10-75.0 / 5-36.0	4 / 1
Penn St.	11-17 / 3-11	0-0 / 2-2	30:04 / 29:56	00:08	2.8 / 4.9	8.6 / 5.9	5.3 / 5.2	4-39.3 / 5-42.0	4-30.0 / 5-44.0	1 / 5
<b>Totals</b>	<b>71-172 / 61-205</b>	<b>19-26 / 15-41</b>	<b>455:06 / 444:55</b>	<b>10:11</b>	<b>5.8 / 3.7</b>	<b>7.1 / 5.8</b>	<b>6.4 / 4.6</b>	<b>48-41.5 / 74-41.8</b>	<b>90-784.0 / 81-715.0</b>	<b>38 / 23</b>

Note: Game totals are displayed in the format TEAM/OPPONENT for each category









**2024-25 Notre Dame Football  
Games Played  
All games**

Page 1/2  
as of Jan 11, 2025

##	Player	GP-GS	AM	NIU	Purdue	Miami	LOU	Stan	GaTech	Navy	FSU	UVa	ARM	USC	IND	UG	PSU
0	Xavier Watts	15/15	START	START	START	START	START	START	START	START	START	START	START	START	START	START	START
0	Deion Colzie	15/0	XXX	XXX	XXX	XXX	XXX	XXX	XXX	XXX	XXX	XXX	XXX	XXX	XXX	XXX	XXX
1	Jordan Clark	15/8	START	XXX	START	START	XXX	START	XXX	XXX	START	START	XXX	START	START	XXX	XXX
1	Jaden Greathouse	15/10	XXX	START	XXX	XXX	START	START	START	XXX	START	START	START	START	XXX	START	START
2	Jayden Harrison	15/2	START	XXX	START	XXX	XXX	XXX	XXX	XXX	XXX	XXX	XXX	XXX	XXX	XXX	XXX
2	Red Hoard II	15/0	XXX	XXX	XXX	XXX	XXX	XXX	XXX	XXX	XXX	XXX	XXX	XXX	XXX	XXX	XXX
3	Gi'Bran Payne	0/0	...	...	...	...	...	...	...	...	...	...	...	...	...	...	...
3	Jaylen Sneed	15/5	XXX	START	XXX	XXX	START	XXX	START	XXX	XXX	XXX	XXX	XXX	XXX	START	START
4	Jaiden Ausberry	15/2	XXX	XXX	XXX	XXX	XXX	XXX	XXX	START	XXX	XXX	START	XXX	XXX	XXX	XXX
4	Jeremiah Love	15/15	START	START	START	START	START	START	START	START	START	START	START	START	START	START	START
5	Beaux Collins	15/15	START	START	START	START	START	START	START	START	START	START	START	START	START	START	START
5	Boubacar Traore	5/2	XXX	XXX	XXX	START	START	...	...	...	...	...	...	...	...	...	...
6	Jordan Faison	12/2	START	...	...	XXX	START	...	XXX	XXX	XXX	XXX	XXX	XXX	XXX	XXX	XXX
7	Jaden Mickey	4/0	XXX	XXX	XXX	XXX	...	...	...	...	...	...	...	...	...	...	...
8	Kenny Minchey	1/0	...	...	XXX	...	...	...	...	...	...	...	...	...	...	...	...
8	Adon Shuler	15/15	START	START	START	START	START	START	START	START	START	START	START	START	START	START	START
9	RJ Oben	15/13	START	START	START	START	START	START	START	XXX	START	START	XXX	START	START	START	START
9	Eli Raridon	15/3	XXX	XXX	XXX	START	XXX	XXX	XXX	START	XXX	XXX	XXX	XXX	START	XXX	XXX
10	Kris Mitchell	15/13	XXX	START	START	START	XXX	START	START	START	START	START	START	START	START	START	START
10	Loghan Thomas	14/0	XXX	XXX	XXX	XXX	XXX	XXX	XXX	XXX	...	XXX	XXX	XXX	XXX	XXX	XXX
11	KK Smith	6/0	...	XXX	XXX	XXX	...	XXX	...	...	XXX	XXX	...	...	...	...	...
12	Jordan Botelho	3/3	START	START	START	...	...	...	...	...	...	...	...	...	...	...	...
12	CJ Carr	1/0	...	...	XXX	...	...	...	...	...	...	...	...	...	...	...	...
13	Riley Leonard	15/15	START	START	START	START	START	START	START	START	START	START	START	START	START	START	START
13	Ben Minich	13/0	...	XXX	XXX	XXX	...	XXX	XXX	XXX	XXX	XXX	XXX	XXX	XXX	XXX	XXX
14	Micah Gilbert	3/0	...	...	XXX	...	...	XXX	...	XXX	...	...	...	...	...	...	...
15	Leonard Moore	15/9	XXX	XXX	XXX	XXX	START	XXX	START	START	START	START	XXX	START	START	START	START
15	Anthony Rezac	0/0	...	...	...	...	...	...	...	...	...	...	...	...	...	...	...
16	Tae Johnson	3/0	...	...	...	...	...	...	...	XXX	XXX	XXX	...	...	...	...	...
16	James Rendell	14/0	XXX	XXX	XXX	XXX	XXX	XXX	XXX	XXX	XXX	XXX	...	XXX	XXX	XXX	XXX
17	Brenan Vernon	2/0	...	...	...	...	...	...	...	XXX	XXX	...	...	...	...	...	...
17	Cam Williams	1/0	...	...	...	...	...	...	...	...	XXX	...	...	...	...	...	...
18	Chance Tucker	0/0	...	...	...	...	...	...	...	...	...	...	...	...	...	...	...
18	Steve Angeli	10/0	...	...	XXX	XXX	XXX	XXX	...	XXX	XXX	XXX	XXX	XXX	...	...	XXX
19	Marty Auer	0/0	...	...	...	...	...	...	...	...	...	...	...	...	...	...	...
19	Logan Saldate	1/0	...	...	...	...	...	...	...	XXX	...	...	...	...	...	...	...
20	Benjamin Morrison	6/6	START	START	START	START	START	START	...	...	...	...	...	...	...	...	...
20	Aneyas Williams	14/0	...	XXX	XXX	XXX	XXX	XXX	XXX	XXX	XXX	XXX	XXX	XXX	XXX	XXX	XXX
21	Karson Hobbs	9/0	...	...	XXX	XXX	...	XXX	XXX	XXX	XXX	XXX	XXX	...	...	...	...
21	Kedren Young	6/0	...	...	XXX	...	...	XXX	...	XXX	...	...	XXX	XXX	...	...	XXX
22	Devyn Ford	12/0	XXX	XXX	XXX	XXX	XXX	XXX	XXX	XXX	XXX	...	...	...	XXX	XXX	XXX
23	Kennedy Urlacher	13/0	...	...	XXX	XXX	XXX	XXX	XXX	XXX	XXX	XXX	XXX	XXX	XXX	XXX	XXX
24	Jack Kiser	15/15	START	START	START	START	START	START	START	START	START	START	START	START	START	START	START
24	Jadarian Price	15/0	XXX	XXX	XXX	XXX	XXX	XXX	XXX	XXX	XXX	XXX	XXX	XXX	XXX	XXX	XXX
25	Dylan Devezin	1/0	...	...	...	...	...	...	...	...	...	...	...	...	XXX	...	...
25	Preston Zinter	15/0	XXX	XXX	XXX	XXX	XXX	XXX	XXX	XXX	XXX	XXX	XXX	XXX	XXX	XXX	XXX
26	Tyler Buchner	2/0	...	...	...	...	...	...	XXX	...	...	...	...	XXX	...	...	...
26	Chris Salerno	15/0	XXX	XXX	XXX	XXX	XXX	XXX	XXX	XXX	XXX	XXX	XXX	XXX	XXX	XXX	XXX
27	Kyngstonn Viliamu-Asa	13/1	XXX	XXX	XXX	XXX	XXX	XXX	XXX	XXX	XXX	XXX	START	...	...	XXX	XXX
28	Luke Talich	15/0	XXX	XXX	XXX	XXX	XXX	XXX	XXX	XXX	XXX	XXX	XXX	XXX	XXX	XXX	XXX
29	Christian Gray	14/14	START	START	START	START	...	START	START	START	START	START	START	START	START	START	START
30	Bryce Young	15/0	XXX	XXX	XXX	XXX	XXX	XXX	XXX	XXX	XXX	XXX	XXX	XXX	XXX	XXX	XXX
31	Taebron Bennie-Powell	0/0	...	...	...	...	...	...	...	...	...	...	...	...	...	...	...
32	Justin Fisher	11/0	XXX	XXX	XXX	...	XXX	XXX	XXX	XXX	XXX	XXX	XXX	XXX	...	...	...
32	Isaiah Dunn	1/0	...	...	...	...	...	XXX	...	...	...	...	...	...	...	...	...
33	Tre Reader	5/0	...	...	XXX	...	...	...	...	...	XXX	XXX	XXX	XXX	...	...	...
33	Matt Jeffery	4/0	...	...	XXX	XXX	...	XXX	...	XXX	...	...	...	...	...	...	...
34	Drayk Bowen	15/15	START	START	START	START	START	START	START	START	START	START	START	START	START	START	START
35	Teddy Rezac	7/0	...	...	XXX	...	...	XXX	...	XXX	...	...	XXX	...	XXX	XXX	XXX
36	Bodie Kahoun	3/0	...	...	...	...	...	...	...	...	XXX	XXX	XXX	...	...	...	...











**3**  
**G'BRAN PAYNE**

RB • 5-9, 203 lbs • Junior/Sophomore  
Cincinnati, OH (LaSalle)

**Rushing and Passing**

SEASON	TEAM	gp	Rushing						Passing							
			att	yds	td	lg	avg/c	avg/g	comp-att-int	yds	td	lg	pct	avg/p	avg/g	effc
2022-23	ND	4	2	5	0	3	2.5	1.3	0-0-0	0	0	0.0	0.0	0.0	0.0	0.0
2023-24	ND	13	45	168	2	12	3.7	12.9	0-0-0	0	0	0.0	0.0	0.0	0.0	
<b>TOTAL</b>		<b>17</b>	<b>47</b>	<b>173</b>	<b>2</b>	<b>12</b>	<b>3.7</b>	<b>10.2</b>	<b>0-0-0</b>	<b>0</b>	<b>0</b>	<b>0.0</b>	<b>0.0</b>	<b>0.0</b>	<b>0.0</b>	

**Scoring and Total Offense**

SEASON	TEAM	gp	Scoring								Total Offense						
			td	rush	rcv	ret	pat	2pat	fg	total	avg/g	rush	pass	total	avg/g		
2022-23	ND	4	0	0	0	0	0	0	0	0	0	0	0.0	5	0	5	1.3
2023-24	ND	13	4	2	2	0	0	0	0	24	1.8	168	0	168	0	168	12.9
<b>TOTAL</b>		<b>17</b>	<b>4</b>	<b>2</b>	<b>2</b>	<b>0</b>	<b>0</b>	<b>0</b>	<b>0</b>	<b>24</b>	<b>1.4</b>	<b>173</b>	<b>0</b>	<b>173</b>	<b>0</b>	<b>173</b>	<b>10.2</b>

**Punting and All Purpose**

SEASON	TEAM	gp	Punting				All Purpose						
			no.	yds	lg	avg/g	rush	rcv	pr	kr	lr	total	avg/g
2022-23	ND	4	0	0	0	0.0	5	0	0	0	0	5	1.3
2023-24	ND	13	0	0	0	0.0	168	58	0	41	0	267	20.5
<b>TOTAL</b>		<b>17</b>	<b>0</b>	<b>0</b>	<b>0</b>	<b>0.0</b>	<b>173</b>	<b>58</b>	<b>0</b>	<b>41</b>	<b>0</b>	<b>272</b>	<b>16.0</b>

**Tackles**

SEASON	TEAM	GP	Tackles								Interceptions		Receptions										
			ua	a	total	tfl	pbu	ff	fr	blk	sacks	int	rec	yds	td	lg	rec/g	yds/r	yds/g				
2022-23	ND	4	0	0	0	0-0	0	0	0	0	0	0	0	0	0	0	0	0	0.0	0.0	0.0		
2023-24	ND	13	0	0	0	0-0	0	0	0	0	0	0	0	0	0	0	9	58	2	42	0.7	6.4	4.5
<b>TOTAL</b>		<b>17</b>	<b>0</b>	<b>0</b>	<b>0</b>	<b>0-0</b>	<b>0</b>	<b>0</b>	<b>0</b>	<b>0</b>	<b>0</b>	<b>0</b>	<b>0</b>	<b>0</b>	<b>0</b>	<b>0</b>	<b>9</b>	<b>58</b>	<b>2</b>	<b>42</b>	<b>0.5</b>	<b>6.4</b>	<b>3.4</b>

**Single Game Highs**

Statistic	Value	
Rushing Attempts	6	5 times
Rushing Yards Net	35	at Stanford 11/25/23
Rushing Touchdowns	1	vs Ohio St. 09/23/23, at Stanford 11/25/23
Longest Rushing	12	vs Tennessee St. 09/02/23, at Stanford 11/25/23
Receptions	2	vs Ohio St. 09/23/23, vs Navy 08/26/23, vs Tennessee St. 09/02/23
Receptions Yards	45	vs Tennessee St. 09/02/23
Receptions Touchdowns	1	vs Tennessee St. 09/02/23, vs Southern California 10/14/23
Longest Reception	42	vs Tennessee St. 09/02/23
Longest Kick Return	24	vs Navy 08/26/23



**3**  
**JAYLEN SNEED**

LB • 6-1, 224 lbs • Junior/Sophomore  
Hilton Head Island, SC (Hilton Head)

**Scoring and Total Offense**

SEASON	TEAM	gp	Scoring								Total Offense					
			td	rush	rcv	ret	pat	2pat	fg	total	avg/g	rush	pass	total	avg/g	
2022-23	ND	4	0	0	0	0	0	0	0	0	0	0	0	0	0	0.0
2023-24	ND	13	0	0	0	0	0	0	0	0	0	0	0	0	0	0.0
2024-25	ND	15	1	0	0	1	0	0	0	6	0.4	0	0	0	0	0.0
<b>TOTAL</b>		<b>32</b>	<b>1</b>	<b>0</b>	<b>0</b>	<b>1</b>	<b>0</b>	<b>0</b>	<b>0</b>	<b>6</b>	<b>0.2</b>	<b>0</b>	<b>0</b>	<b>0</b>	<b>0</b>	<b>0.0</b>

**Tackles**

SEASON	TEAM	GP	Tackles								Interceptions		Receptions								
			ua	a	total	tfl	pbu	ff	fr	blk	sacks	int	rec	yds	td	lg	rec/g	yds/r	yds/g		
2022-23	ND	4	1	6	7	0.5-3	0	0	0	0	0	0	0	0	0	0	0	0	0.0	0.0	0.0
2023-24	ND	13	5	9	14	1-8	2	1	0	0	1	0	0	0	0	0	0	0	0.0	0.0	0.0
2024-25	ND	15	21	29	50	6-20	0	2	1	0	2.5	0	0	0	0	0	0	0	0.0	0.0	0.0
<b>TOTAL</b>		<b>32</b>	<b>27</b>	<b>44</b>	<b>71</b>	<b>7.5-31</b>	<b>2</b>	<b>3</b>	<b>1</b>	<b>0</b>	<b>3.5</b>	<b>0</b>	<b>0</b>	<b>0</b>	<b>0</b>	<b>0</b>	<b>0</b>	<b>0</b>	<b>0.0</b>	<b>0.0</b>	<b>0.0</b>

**Single Game Highs**

Statistic	Value	
Total Tackles	9	vs Navy 10/26/24
Total Sacks	1	vs Southern California 10/14/23, vs Florida St. 11/09/24, vs Louisville 09/28/24
Total Tackles For Loss	1	6 times



**4**  
**JAIDEN AUSBERRY**

LB • 6-2, 216 lbs • Sophomore/Freshman  
Baton Rouge, LA (University Lab)

**Tackles**

SEASON	TEAM	GP	Tackles								Interceptions		Receptions								
			ua	a	total	tfl	pbu	ff	fr	blk	sacks	int	rec	yds	td	lg	rec/g	yds/r	yds/g		
2023-24	ND	5	2	1	3	0-0	0	0	0	0	0	0	0	0	0	0	0	0	0.0	0.0	0.0
2024-25	ND	15	34	22	56	6.5-15	1	0	2	0	0.5	0	0	0	0	0	0	0	0.0	0.0	0.0
<b>TOTAL</b>		<b>20</b>	<b>36</b>	<b>23</b>	<b>59</b>	<b>6.5-15</b>	<b>1</b>	<b>0</b>	<b>2</b>	<b>0</b>	<b>0.5</b>	<b>0</b>	<b>0</b>	<b>0</b>	<b>0</b>	<b>0</b>	<b>0</b>	<b>0.0</b>	<b>0.0</b>	<b>0.0</b>	

**Single Game Highs**

Statistic	Value	
Total Tackles	9	vs Army West Point 11/23/24
Total Sacks	0.5	vs Florida St. 11/09/24
Total Tackles For Loss	2	vs Indiana 12/29/24



## 4 JEREMIYAH LOVE

RB • 6-0, 210 lbs • Sophomore/Sophomore  
St. Louis, MO (Christian Brothers)

### Rushing and Passing

SEASON	TEAM	gp	Rushing							Passing						
			att	yds	td	lg	avg/c	avg/g	comp-att-int	yds	td	lg	pct	avg/p	avg/g	effc
2023-24	ND	13	71	385	1	36	5.4	29.6	0-0-0	0	0	0.0	0.0	0.0	0.0	0.0
2024-25	ND	15	159	1122	17	98	7.1	74.8	0-0-0	0	0	0.0	0.0	0.0	0.0	0.0
<b>TOTAL</b>		<b>28</b>	<b>230</b>	<b>1507</b>	<b>18</b>	<b>98</b>	<b>6.6</b>	<b>53.8</b>	<b>0-0-0</b>	<b>0</b>	<b>0</b>	<b>0.0</b>	<b>0.0</b>	<b>0.0</b>	<b>0.0</b>	<b>0.0</b>

### Scoring and Total Offense

SEASON	TEAM	gp	Scoring										Total Offense			
			td	rush	rcv	ret	pat	2pat	fg	total	avg/g	rush	pass	total	avg/g	
2023-24	ND	13	2	1	1	0	0	0	0	0	12	0.9	385	0	385	29.6
2024-25	ND	15	19	17	2	0	0	0	0	114	7.6	1122	0	1122	74.8	
<b>TOTAL</b>		<b>28</b>	<b>21</b>	<b>18</b>	<b>3</b>	<b>0</b>	<b>0</b>	<b>0</b>	<b>0</b>	<b>126</b>	<b>4.5</b>	<b>1507</b>	<b>0</b>	<b>1507</b>	<b>53.8</b>	

### Punting and All Purpose

SEASON	TEAM	gp	Punting				All Purpose								
			no.	yds	lg	avg/g	rush	rcv	pr	kr	lr	total	avg/g		
2023-24	ND	13	0	0	0	0.0	385	77	0	42	0	504	38.8		
2024-25	ND	15	0	0	0	0.0	1122	232	0	0	0	1354	90.3		
<b>TOTAL</b>		<b>28</b>	<b>0</b>	<b>0</b>	<b>0</b>	<b>0.0</b>	<b>1507</b>	<b>309</b>	<b>0</b>	<b>42</b>	<b>0</b>	<b>1858</b>	<b>66.4</b>		

### Tackles

SEASON	TEAM	GP	Tackles								Interceptions		Receptions								
			ua	a	total	ttl	pbu	ff	fr	blk	sacks	int	rec	yds	td	lg	rec/g	yds/r	yds/g		
2023-24	ND	13	1	0	1	0-0	0	0	0	0	0	0	0	0	8	77	1	33	0.6	9.6	5.9
2024-25	ND	15	0	1	1	0-0	0	0	0	0	0	0	0	0	26	232	2	32	1.7	8.9	15.5
<b>TOTAL</b>		<b>28</b>	<b>1</b>	<b>1</b>	<b>2</b>	<b>0-0</b>	<b>0</b>	<b>0</b>	<b>0</b>	<b>0</b>	<b>0</b>	<b>0</b>	<b>0</b>	<b>0</b>	<b>34</b>	<b>309</b>	<b>3</b>	<b>33</b>	<b>1.2</b>	<b>9.1</b>	<b>11.0</b>

### Single Game Highs

Statistic	Value	Game
Rushing Attempts	16	vs Virginia 11/16/24
Rushing Yards Net	137	vs Virginia 11/16/24
Rushing Touchdowns	2	vs Navy 10/26/24, vs Virginia 11/16/24, vs Army West Point 11/23/24
Longest Rushing	98	vs Indiana 12/20/24
Receptions	5	vs Louisville 09/28/24
Receptions Yards	57	vs Georgia Tech 10/19/24
Receptions Touchdowns	1	vs Oregon St. 12/29/23, vs Louisville 09/28/24, vs Army West Point 11/23/24
Longest Reception	33	vs Pittsburgh 10/28/23
Longest Kick Return	21	at Duke 09/30/23
Total Tackles	1	at Clemson 11/04/23, vs Indiana 12/20/24



## 5 BEAUX COLLINS

WR • 6-3, 206 lbs • Graduate Student/Senior  
Los Angeles, CA (St. John Bosco/Clemson)

### Scoring and Total Offense

SEASON	TEAM	gp	Scoring										Total Offense			
			td	rush	rcv	ret	pat	2pat	fg	total	avg/g	rush	pass	total	avg/g	
2021-22	CU	11	3	0	3	0	0	0	0	18	1.6	0	0	0	0.0	
2022-23	CU	10	5	0	5	0	0	0	0	32	3.2	0	0	0	0.0	
2023-24	CU	11	3	0	3	0	0	0	0	18	1.6	0	0	0	0.0	
2024-25	ND	15	3	0	3	0	0	0	0	18	1.2	0	0	0	0.0	
<b>TOTAL FOR ND</b>		<b>15</b>	<b>3</b>	<b>0</b>	<b>3</b>	<b>0</b>	<b>0</b>	<b>0</b>	<b>0</b>	<b>18</b>	<b>1.2</b>	<b>0</b>	<b>0</b>	<b>0</b>	<b>0.0</b>	
<b>TOTAL</b>		<b>47</b>	<b>14</b>	<b>0</b>	<b>14</b>	<b>0</b>	<b>0</b>	<b>0</b>	<b>0</b>	<b>86</b>	<b>1.8</b>	<b>0</b>	<b>0</b>	<b>0</b>	<b>0.0</b>	

### Punting and All Purpose

SEASON	TEAM	gp	Punting				All Purpose								
			no.	yds	lg	avg/g	rush	rcv	pr	kr	lr	total	avg/g		
2021-22	CU	11	0	0	0	0.0	0	407	0	0	0	0	407	37.0	
2022-23	CU	10	0	0	0	0.0	0	373	0	0	0	0	373	37.3	
2023-24	CU	11	0	0	0	0.0	0	510	0	0	0	0	510	46.4	
2024-25	ND	15	0	0	0	0.0	0	458	0	0	0	0	458	30.5	
<b>TOTAL FOR ND</b>		<b>15</b>	<b>0</b>	<b>0</b>	<b>0</b>	<b>0.0</b>	<b>0</b>	<b>458</b>	<b>0</b>	<b>0</b>	<b>0</b>	<b>0</b>	<b>458</b>	<b>30.5</b>	
<b>TOTAL</b>		<b>47</b>	<b>0</b>	<b>0</b>	<b>0</b>	<b>0.0</b>	<b>0</b>	<b>1748</b>	<b>0</b>	<b>0</b>	<b>0</b>	<b>0</b>	<b>1748</b>	<b>37.2</b>	

### Tackles

SEASON	TEAM	GP	Tackles								Interceptions		Receptions								
			ua	a	total	ttl	pbu	ff	fr	blk	sacks	int	rec	yds	td	lg	rec/g	yds/r	yds/g		
2021-22	CU	11	0	0	0	0-0	0	0	0	0	0	0	0	0	31	407	3	58	2.8	13.1	37.0
2022-23	CU	10	0	0	0	0-0	0	0	0	0	0	0	0	0	22	373	5	59	2.2	17.0	37.3
2023-24	CU	11	0	0	0	0-0	0	0	0	0	0	0	0	0	38	510	3	69	3.5	13.4	46.4
2024-25	ND	15	0	0	0	0-0	0	0	0	0	0	0	0	0	37	458	3	53	2.5	12.4	30.5
<b>TOTAL FOR ND</b>		<b>15</b>	<b>0</b>	<b>0</b>	<b>0</b>	<b>0-0</b>	<b>0</b>	<b>0</b>	<b>0</b>	<b>0</b>	<b>0</b>	<b>0</b>	<b>0</b>	<b>0</b>	<b>37</b>	<b>458</b>	<b>3</b>	<b>53</b>	<b>2.5</b>	<b>12.4</b>	<b>30.5</b>
<b>TOTAL</b>		<b>47</b>	<b>0</b>	<b>0</b>	<b>0</b>	<b>0-0</b>	<b>0</b>	<b>0</b>	<b>0</b>	<b>0</b>	<b>0</b>	<b>0</b>	<b>0</b>	<b>0</b>	<b>128</b>	<b>1748</b>	<b>14</b>	<b>69</b>	<b>2.7</b>	<b>13.7</b>	<b>37.2</b>

### Single Game Highs

Statistic	Value	Game
Receptions	7	vs Charleston So. 09/09/23
Receptions Yards	137	vs Wake Forest 11/20/21, vs Charleston So. 09/09/23
Receptions Touchdowns	1	14 times
Longest Reception	69	vs Charleston So. 09/09/23



## 5 BOUBACAR TRAORE

DL • 6-4, 243 lbs • Sophomore/Freshman  
Boston, MA (Catholic Memorial)

### Scoring and Total Offense

SEASON	TEAM	gp	Scoring										Total Offense			
			td	rush	rcv	ret	pat	2pat	fg	total	avg/g	rush	pass	total	avg/g	
2023-24	ND	5	0	0	0	0	0	0	0	0	0	0	0	0	0	0.0
2024-25	ND	5	1	0	0	1	0	0	0	6	1.2	0	0	0	0	0.0
<b>TOTAL</b>		<b>10</b>	<b>1</b>	<b>0</b>	<b>0</b>	<b>1</b>	<b>0</b>	<b>0</b>	<b>0</b>	<b>6</b>	<b>0.6</b>	<b>0</b>	<b>0</b>	<b>0</b>	<b>0</b>	<b>0.0</b>

### Punting and All Purpose

SEASON	TEAM	gp	Punting				All Purpose								
			no.	yds	lg	avg/g	rush	rcv	pr	kr	lr	total	avg/g		
2023-24	ND	5	0	0	0	0.0	0	0	0	0	0	0	0	0	0.0
2024-25	ND	5	0	0	0	0.0	0	0	0	0	0	34	34	6.8	
<b>TOTAL</b>		<b>10</b>	<b>0</b>	<b>0</b>	<b>0</b>	<b>0.0</b>	<b>0</b>	<b>0</b>	<b>0</b>	<b>0</b>	<b>0</b>	<b>34</b>	<b>34</b>	<b>3.4</b>	

### Tackles

SEASON	TEAM	GP	Tackles								Interceptions		Receptions							
			ua	a	total	ttl	pbu	ff	fr	blk	sacks	int	rec	yds	td	lg	rec/g	yds/r	yds/g	
2023-24	ND	5	1	0	1	1-6	0	1	0	0	1	0	0	0	0	0	0	0.0	0.0	0.0
2024-25	ND	5	8	3	11	5-26	0	1	0	0	3	1	0	0	0	0	0.0	0.0	0.0	
<b>TOTAL</b>		<b>10</b>	<b>9</b>	<b>3</b>	<b>12</b>	<b>6-32</b>	<b>0</b>	<b>2</b>	<b>0</b>	<b>0</b>	<b>4</b>	<b>1</b>	<b>0</b>	<b>0</b>	<b>0</b>	<b>0</b>	<b>0.0</b>	<b>0.0</b>	<b>0.0</b>	

### Single Game Highs

Statistic	Value	Game
Total Tackles	5	vs Miami (OH) 09/21/24
Total Sacks	2	vs Miami (OH) 09/21/24
Total Tackles For Loss	2	vs Miami (OH) 09/21/24
Total Interceptions	1	at Purdue 09/14/24









**10**  
**LOGHAN THOMAS**

DL • 6-4, 224 lbs • Freshman/Freshman  
Katy, TX (St. Edward [OH])

**Tackles**

SEASON	TEAM	GP	Tackles							Interceptions		Receptions							
			ua	a	total	tfl	pbu	ff	fr	blk	sacks	int	rec	yds	td	lg	rec/g	yds/r	yds/g
2024-25	ND	14	3	3	6	1.5-4	0	0	0	1.5	0	0	0	0	0	0.0	0.0	0.0	0.0
<b>TOTAL</b>		<b>14</b>	<b>3</b>	<b>3</b>	<b>6</b>	<b>1.5-4</b>	<b>0</b>	<b>0</b>	<b>0</b>	<b>1.5</b>	<b>0</b>	<b>0</b>	<b>0</b>	<b>0</b>	<b>0.0</b>	<b>0.0</b>	<b>0.0</b>	<b>0.0</b>	

**Single Game Highs**

Statistic	Value	
Total Tackles	2	vs Indiana 12/20/24
Total Sacks	1	vs Indiana 12/20/24
Total Tackles For Loss	1	vs Indiana 12/20/24



**12**  
**JORDAN BOTELHO**

DL • 6-3, 250 lbs • Graduate Student/\*Senior  
Honolulu, HI (Saint Louis)

**Scoring and Total Offense**

SEASON	TEAM	gp	Scoring										Total Offense			
			td	rush	rcv	ret	pat	2pat	fg	total	avg/g	rush	pass	total	avg/g	
2020-21	ND	10	1	0	0	1	0	0	0	0	6	0.6	0	0	0	0.0
2021-22	ND	11	0	0	0	0	0	0	0	0	0.0	0	0	0	0.0	
2022-23	ND	13	0	0	0	0	0	0	0	0	0.0	0	0	0	0.0	
2023-24	ND	13	0	0	0	0	0	0	0	0	0.0	0	0	0	0.0	
2024-25	ND	3	0	0	0	0	0	0	0	0	0.0	0	0	0	0.0	
<b>TOTAL</b>	<b>50</b>	<b>1</b>	<b>0</b>	<b>0</b>	<b>1</b>	<b>0</b>	<b>0</b>	<b>0</b>	<b>0</b>	<b>6</b>	<b>0.1</b>	<b>0</b>	<b>0</b>	<b>0</b>	<b>0.0</b>	

**Punting and All Purpose**


SEASON	TEAM	gp	Punting					All Purpose					
			no.	yds	lg	avg/g	rush	rcv	pr	kr	lr	total	avg/g
2020-21	ND	10	0	0	0	0.0	0	0	1	0	0	1	0.1
2021-22	ND	11	0	0	0	0.0	0	0	0	0	0	0	0.0
2022-23	ND	13	0	0	0	0.0	0	0	0	0	0	0	0.0
2023-24	ND	13	0	0	0	0.0	0	0	0	0	0	0	0.0
2024-25	ND	3	0	0	0	0.0	0	0	0	0	0	0	0.0
<b>TOTAL</b>	<b>50</b>	<b>0</b>	<b>0</b>	<b>0</b>	<b>0.0</b>	<b>0</b>	<b>0</b>	<b>1</b>	<b>0</b>	<b>0</b>	<b>1</b>	<b>0.0</b>	

**Tackles**

SEASON	TEAM	GP	Tackles							Interceptions		Receptions						
			ua	a	total	tfl	pbu	ff	fr	blk	sacks	int	rec	yds	td	lg	rec/g	yds/r
2020-21	ND	10	2	2	4	0-0	0	0	0	0	0	0	0	0	0.0	0.0	0.0	0.0
2021-22	ND	11	11	7	18	3-11	0	0	0	2	0	0	0	0	0.0	0.0	0.0	0.0
2022-23	ND	13	9	2	11	6.5-24	0	0	1	4.5	0	0	0	0	0.0	0.0	0.0	0.0
2023-24	ND	13	18	14	32	4.5-25	0	0	0	4	0	0	0	0	0.0	0.0	0.0	0.0
2024-25	ND	3	5	7	12	1-13	0	0	0	1	0	0	0	0	0.0	0.0	0.0	0.0
<b>TOTAL</b>	<b>50</b>	<b>45</b>	<b>32</b>	<b>77</b>	<b>15-73</b>	<b>0</b>	<b>0</b>	<b>0</b>	<b>1</b>	<b>11.5</b>	<b>0</b>	<b>0</b>	<b>0</b>	<b>0.0</b>	<b>0.0</b>	<b>0.0</b>	<b>0.0</b>	

**Single Game Highs**

Statistic	Value	
Longest Punt Return	1	vs South Fla. 09/19/20
Total Tackles	6	at Texas A&M 08/31/24
Total Sacks	2	at Syracuse 10/29/22, vs South Carolina 12/30/22
Total Tackles For Loss	2	at Syracuse 10/29/22, vs South Carolina 12/30/22



**12**  
**CJ CARR**

QB • 6-3, 210 lbs • Freshman/Freshman  
Saline, MI (Saline)

**Rushing and Passing**

SEASON	TEAM	gp	Rushing						Passing							
			att	yds	td	lg	avg/c	avg/g	comp-att-int	yds	td	lg	pct	avg/p	avg/g	effc
2024-25	ND	1	0	0	0	0	0.0	0.0	0-0-0	0	0	0	0.0	0.0	0.0	0.0
<b>TOTAL</b>		<b>1</b>	<b>0</b>	<b>0</b>	<b>0</b>	<b>0.0</b>	<b>0.0</b>	<b>0-0-0</b>	<b>0</b>	<b>0</b>	<b>0</b>	<b>0.0</b>	<b>0.0</b>	<b>0.0</b>	<b>0.0</b>	

**Scoring and Total Offense**

SEASON	TEAM	gp	Scoring										Total Offense			
			td	rush	rcv	ret	pat	2pat	fg	total	avg/g	rush	pass	total	avg/g	
2024-25	ND	1	0	0	0	0	0	0	0	0	0.0	0	0	0	0.0	
<b>TOTAL</b>		<b>1</b>	<b>0</b>	<b>0</b>	<b>0</b>	<b>0</b>	<b>0</b>	<b>0</b>	<b>0</b>	<b>0</b>	<b>0.0</b>	<b>0</b>	<b>0</b>	<b>0</b>	<b>0.0</b>	

**Tackles**

SEASON	TEAM	GP	Tackles							Interceptions		Receptions						
			ua	a	total	tfl	pbu	ff	fr	blk	sacks	int	rec	yds	td	lg	rec/g	yds/r
2024-25	ND	1	0	0	0	0-0	0	0	0	0	0	0	0	0	0.0	0.0	0.0	0.0
<b>TOTAL</b>		<b>1</b>	<b>0</b>	<b>0</b>	<b>0</b>	<b>0-0</b>	<b>0</b>	<b>0</b>	<b>0</b>	<b>0</b>	<b>0</b>	<b>0</b>	<b>0</b>	<b>0.0</b>	<b>0.0</b>	<b>0.0</b>	<b>0.0</b>	



**13**  
**RILEY LEONARD**

QB • 6-4, 216 lbs • Senior/Senior  
Fairhope, AL (Fairhope/Duke)

**Rushing and Passing**

		Rushing								Passing							
SEASON	TEAM	gp	att	yds	td	lg	avg/c	avg/g	comp-att-int	yds	td	lg	pct	avg/p	avg/g	effic	
2021-22	DU	7	47	173	2	35	3.7	24.7	37-62-1	381	1	39	59.7	10.3	54.4	113.4	
2022-23	DU	13	124	699	13	74	5.6	53.8	250-392-6	2967	20	81	63.8	11.9	228.2	141.1	
2023-24	DU	7	58	352	4	44	6.1	50.3	95-165-3	1102	3	47	57.6	11.6	157.4	116.0	
2024-25	ND	15	167	866	16	50	5.2	57.7	247-372-8	2606	19	54	66.4	10.6	173.7	137.8	
<b>TOTAL FOR ND</b>	<b>15</b>	<b>167</b>	<b>866</b>	<b>16</b>	<b>50</b>	<b>5.2</b>	<b>57.7</b>	<b>247-372-8</b>	<b>2606</b>	<b>19</b>	<b>54</b>	<b>66.4</b>	<b>10.6</b>	<b>173.7</b>	<b>137.8</b>		
<b>TOTAL</b>	<b>42</b>	<b>396</b>	<b>2090</b>	<b>35</b>	<b>74</b>	<b>5.3</b>	<b>49.8</b>	<b>629-991-18</b>	<b>7056</b>	<b>43</b>	<b>81</b>	<b>63.5</b>	<b>11.2</b>	<b>168.0</b>	<b>134.0</b>		

**Scoring and Total Offense**

		Scoring								Total Offense							
SEASON	TEAM	gp	td	rush	rcv	ret	pat	2pat	fg	total	avg/g	rush	pass	total	avg/g		
2021-22	DU	7	2	2	0	0	0	0	12	1.7	173	381	554	79.1			
2022-23	DU	13	13	13	0	0	0	0	78	6.0	699	2967	3666	282.0			
2023-24	DU	7	4	4	0	0	1	0	24	3.4	352	1102	1454	207.7			
2024-25	ND	15	16	16	0	0	0	0	96	6.4	866	2606	3472	231.5			
<b>TOTAL FOR ND</b>	<b>15</b>	<b>16</b>	<b>16</b>	<b>0</b>	<b>0</b>	<b>0</b>	<b>0</b>	<b>0</b>	<b>96</b>	<b>6.4</b>	<b>866</b>	<b>2606</b>	<b>3472</b>	<b>231.5</b>			
<b>TOTAL</b>	<b>42</b>	<b>35</b>	<b>35</b>	<b>0</b>	<b>0</b>	<b>0</b>	<b>1</b>	<b>0</b>	<b>210</b>	<b>5.0</b>	<b>2090</b>	<b>7056</b>	<b>9146</b>	<b>217.8</b>			

**Punting and All Purpose**

		Punting					All Purpose						
SEASON	TEAM	gp	no.	yds	lg	avg/g	rush	rcv	pr	kr	ir	total	avg/g
2021-22	DU	7	0	0	0	0.0	173	0	0	0	0	173	24.7
2022-23	DU	13	0	0	0	0.0	699	0	0	0	0	699	53.8
2023-24	DU	7	1	28	28	28.0	352	0	0	0	0	352	50.3
2024-25	ND	15	0	0	0	0.0	866	-8	0	0	0	858	57.2
<b>TOTAL FOR ND</b>	<b>15</b>	<b>0</b>	<b>0</b>	<b>0</b>	<b>0.0</b>	<b>866</b>	<b>-8</b>	<b>0</b>	<b>0</b>	<b>0</b>	<b>0</b>	<b>858</b>	<b>57.2</b>
<b>TOTAL</b>	<b>42</b>	<b>1</b>	<b>28</b>	<b>28</b>	<b>28.0</b>	<b>2090</b>	<b>-8</b>	<b>0</b>	<b>0</b>	<b>0</b>	<b>0</b>	<b>2082</b>	<b>49.6</b>

**Tackles**

		Tackles									Interceptions		Receptions						
SEASON	TEAM	gp	ua	a	total	tfl	pbu	ff	fr	blk	sacks	int	rec	yds	td	lg	rec/g	yds/r	yds/g
2021-22	DU	7	0	0	0	0-0	0	0	0	0	0	0	0	0	0	0	0.0	0.0	0.0
2022-23	DU	13	0	0	0	0-0	0	0	0	0	0	0	0	0	0	0	0.0	0.0	0.0
2023-24	DU	7	0	0	0	0-0	0	0	0	0	0	0	0	0	0	0	0.0	0.0	0.0
2024-25	ND	15	0	0	0	0-0	0	0	0	0	0	0	0	1	-8	0	0.1	-8.0	-0.5
<b>TOTAL FOR ND</b>	<b>15</b>	<b>0</b>	<b>0</b>	<b>0</b>	<b>0-0</b>	<b>0</b>	<b>0</b>	<b>0</b>	<b>0</b>	<b>0</b>	<b>0</b>	<b>0</b>	<b>0</b>	<b>1</b>	<b>-8</b>	<b>0</b>	<b>0.1</b>	<b>-8.0</b>	<b>-0.5</b>
<b>TOTAL</b>	<b>42</b>	<b>0</b>	<b>0</b>	<b>0</b>	<b>0-0</b>	<b>0</b>	<b>0</b>	<b>0</b>	<b>0</b>	<b>0</b>	<b>0</b>	<b>0</b>	<b>0</b>	<b>0</b>	<b>0</b>	<b>0.0</b>	<b>-8.0</b>	<b>-0.2</b>	

**Single Game Highs**

Statistic	Value	
Rushing Attempts	18	vs Notre Dame 09/30/23, vs Penn St. 01/09/25
Rushing Yards Net	143	vs Miami (OH) 09/21/24
Rushing Touchdowns	3	at Miami (FL) 10/22/22, at Purdue 09/14/24
Longest Rushing	74	vs North Carolina 10/15/22
Total Passes	45	at Pittsburgh 11/19/22
Completed Passes	29	vs Wake Forest 11/26/22
Passes Yards	391	vs Wake Forest 11/26/22
Touchdowns from passes	4	vs Wake Forest 11/26/22
Longest Pass	81	at Northwestern 09/10/22
Receptions	1	vs Georgia 01/02/25
Punts	1	vs Notre Dame 09/30/23
Punts Average	28	vs Notre Dame 09/30/23
Longest Punt	28	vs Notre Dame 09/30/23
Punts Inside 20 Yards	1	vs Notre Dame 09/30/23



**13**  
**BEN MINICH**

S • 6-0, 195 lbs • Sophomore/Freshman  
West Chester, OH (Lakota West)

**Tackles**

		Tackles									Interceptions		Receptions						
SEASON	TEAM	gp	ua	a	total	tfl	pbu	ff	fr	blk	sacks	int	rec	yds	td	lg	rec/g	yds/r	yds/g
2023-24	ND	3	0	1	1	0-0	0	0	0	0	0	0	0	0	0	0	0.0	0.0	0.0
2024-25	ND	13	5	3	8	0.5-2	1	0	0	0	0.5	0	0	0	0	0	0.0	0.0	0.0
<b>TOTAL</b>	<b>16</b>	<b>5</b>	<b>4</b>	<b>9</b>	<b>0.5-2</b>	<b>1</b>	<b>0</b>	<b>0</b>	<b>0</b>	<b>0</b>	<b>0.5</b>	<b>0</b>	<b>0</b>	<b>0</b>	<b>0</b>	<b>0.0</b>	<b>0.0</b>	<b>0.0</b>	

**Single Game Highs**

Statistic	Value	
Total Tackles	3	vs Stanford 10/12/24
Total Sacks	0.5	vs Stanford 10/12/24
Total Tackles For Loss	0.5	vs Stanford 10/12/24



**14**  
**MICAH GILBERT**

WR • 6-2, 208 lbs • Freshman/Freshman  
Charlotte, NC (Charlotte Christian)

**Tackles**

		Tackles									Interceptions		Receptions						
SEASON	TEAM	gp	ua	a	total	tfl	pbu	ff	fr	blk	sacks	int	rec	yds	td	lg	rec/g	yds/r	yds/g
2024-25	ND	3	0	0	0	0-0	0	0	0	0	0	0	0	0	0	0	0.0	0.0	0.0
<b>TOTAL</b>	<b>3</b>	<b>0</b>	<b>0</b>	<b>0</b>	<b>0-0</b>	<b>0</b>	<b>0</b>	<b>0</b>	<b>0</b>	<b>0</b>	<b>0</b>	<b>0</b>	<b>0</b>	<b>0</b>	<b>0</b>	<b>0.0</b>	<b>0.0</b>	<b>0.0</b>	





**15**  
**LEONARD MOORE**


CB • 6-2, 191 lbs • Freshman/Freshman  
Round Rock, TX (Round Rock)

**Tackles**

SEASON	TEAM	GP	Tackles								Interceptions			Receptions				
			ua	a	total	tfl	pbu	ff	fr	blk	sacks	int	rec	yds	td	lg	rec/g	yds/r
2024-25	ND	15	29	14	43	2-17	10	2	0	0	0	2	0	0	0	0.0	0.0	0.0
<b>TOTAL</b>		<b>15</b>	<b>29</b>	<b>14</b>	<b>43</b>	<b>2-17</b>	<b>10</b>	<b>2</b>	<b>0</b>	<b>0</b>	<b>0</b>	<b>2</b>	<b>0</b>	<b>0</b>	<b>0.0</b>	<b>0.0</b>	<b>0.0</b>	

**Single Game Highs**

Statistic	Value	
Total Tackles	7	vs Louisville 09/28/24, vs Georgia Tech 10/19/24
Total Tackles For Loss	1	vs Georgia Tech 10/19/24, vs Georgia 01/02/25
Total Interceptions	1	vs Navy 10/26/24, vs Virginia 11/16/24



**16**  
**TAE JOHNSON**

S • 6-2, 188 lbs • Freshman/Freshman  
Fort Wayne, IN (North Side)

**Tackles**

SEASON	TEAM	GP	Tackles								Interceptions			Receptions				
			ua	a	total	tfl	pbu	ff	fr	blk	sacks	int	rec	yds	td	lg	rec/g	yds/r
2024-25	ND	3	3	0	3	0-0	0	0	0	0	0	0	0	0	0	0.0	0.0	0.0
<b>TOTAL</b>		<b>3</b>	<b>3</b>	<b>0</b>	<b>3</b>	<b>0-0</b>	<b>0</b>	<b>0</b>	<b>0</b>	<b>0</b>	<b>0</b>	<b>0</b>	<b>0</b>	<b>0</b>	<b>0.0</b>	<b>0.0</b>	<b>0.0</b>	

**Single Game Highs**

Statistic	Value	
Total Tackles	2	vs Florida St. 11/09/24



**16**  
**JAMES RENDELL**

P • 6-6, 224 lbs • Graduate Student/Senior  
Melbourne, Victoria, Australia (Parkdale Secondary/RMIT)

**Punting and All Purpose**


SEASON	TEAM	gp	Punting				All Purpose						
			no.	yds	lg	avg/g	rush	rcv	pr	kr	lr	total	avg/g
2024-25	ND	14	48	1994	64	41.5	0	0	0	0	0	0	0.0
<b>TOTAL</b>		<b>14</b>	<b>48</b>	<b>1994</b>	<b>64</b>	<b>41.5</b>	<b>0</b>	<b>0</b>	<b>0</b>	<b>0</b>	<b>0</b>	<b>0</b>	<b>0.0</b>

**Tackles**

SEASON	TEAM	GP	Tackles								Interceptions			Receptions			
			ua	a	total	tfl	pbu	ff	fr	blk	sacks	int	rec	yds	td	lg	rec/g
2024-25	ND	14	0	0	0	0-0	0	0	0	0	0	0	0	0	0.0	0.0	0.0
<b>TOTAL</b>		<b>14</b>	<b>0</b>	<b>0</b>	<b>0-0</b>	<b>0</b>	<b>0</b>	<b>0</b>	<b>0</b>	<b>0</b>	<b>0</b>	<b>0</b>	<b>0</b>	<b>0.0</b>	<b>0.0</b>	<b>0.0</b>	

**Single Game Highs**

Statistic	Value	
Punts	5	4 times
Punts Average	51	at Southern California 11/30/24
Longest Punt	64	vs Virginia 11/16/24
Punts Inside 20 Yards	4	vs Virginia 11/16/24, vs Penn St. 01/09/25



**17**  
**BRENNAN VERNON**

DL • 6-5, 262 lbs • Sophomore/Freshman  
Mentor, OH (Mentor)

**Tackles**

SEASON	TEAM	GP	Tackles							Interceptions			Receptions					
			ua	a	total	ttl	pbu	ff	fr	blk	sacks	int	rec	yds	td	lg	rec/g	yds/r
2023-24	ND	2	0	1	1	0-0	0	0	0	0	0	0	0	0	0	0.0	0.0	0.0
2024-25	ND	2	1	0	1	0-0	0	0	0	0	0	0	0	0	0.0	0.0	0.0	
<b>TOTAL</b>		<b>4</b>	<b>1</b>	<b>1</b>	<b>2</b>	<b>0-0</b>	<b>0</b>	<b>0</b>	<b>0</b>	<b>0</b>	<b>0</b>	<b>0</b>	<b>0</b>	<b>0</b>	<b>0.0</b>	<b>0.0</b>	<b>0.0</b>	

**Single Game Highs**

Statistic	Value
Total Tackles	1

vs Tennessee St. 09/02/23, vs Virginia 11/16/24



**18**  
**STEVE ANGELI**

QB • 6-2, 208 lbs • Junior/Sophomore  
Westfield, NJ (Bergen Catholic)

**Rushing and Passing**

SEASON	TEAM	gp	Rushing						Passing							
			att	yds	td	lg	avg/c	avg/g	comp-att-int	yds	td	lg	pct	avg/p	avg/g	effc
2022-23	ND	2	0	0	0	0	0.0	0.0	0-0-0	0	0	0	0.0	0.0	0.0	0.0
2023-24	ND	8	8	27	0	17	3.4	3.4	34-44-1	504	7	55	77.3	14.8	63.0	221.4
2024-25	ND	10	9	9	0	29	1.0	0.9	24-35-0	268	3	42	68.6	11.2	26.8	161.2
<b>TOTAL</b>		<b>20</b>	<b>17</b>	<b>36</b>	<b>0</b>	<b>29</b>	<b>2.1</b>	<b>1.8</b>	<b>58-79-1</b>	<b>772</b>	<b>10</b>	<b>55</b>	<b>73.4</b>	<b>13.3</b>	<b>38.6</b>	<b>194.7</b>

**Scoring and Total Offense**

SEASON	TEAM	gp	Scoring								Total Offense						
			td	rush	rcv	ret	pat	2pat	fg	total	avg/g	rush	pass	total	avg/g		
2022-23	ND	2	0	0	0	0	0	0	0	0	0	0	0	0	0	0.0	
2023-24	ND	8	0	0	0	0	0	0	0	0	0	0	0	27	504	531	66.4
2024-25	ND	10	0	0	0	0	0	0	0	0	0	0	0	9	268	277	27.7
<b>TOTAL</b>		<b>20</b>	<b>0</b>	<b>0</b>	<b>0</b>	<b>0</b>	<b>0</b>	<b>0</b>	<b>0</b>	<b>0</b>	<b>0</b>	<b>0</b>	<b>0</b>	<b>36</b>	<b>772</b>	<b>808</b>	<b>40.4</b>

**Punting and All Purpose**

SEASON	TEAM	gp	Punting				All Purpose								
			no.	yds	lg	avg/g	rush	rcv	pr	kr	lr	total	avg/g		
2022-23	ND	2	0	0	0	0.0	0	0	0	0	0	0	0	0	0.0
2023-24	ND	8	0	0	0	0.0	27	0	0	0	0	27	504	27	3.4
2024-25	ND	10	0	0	0	0.0	9	0	0	0	0	9	268	9	0.9
<b>TOTAL</b>		<b>20</b>	<b>0</b>	<b>0</b>	<b>0</b>	<b>0.0</b>	<b>36</b>	<b>0</b>	<b>0</b>	<b>0</b>	<b>0</b>	<b>36</b>	<b>772</b>	<b>36</b>	<b>1.8</b>

**Single Game Highs**

Statistic	Value
Rushing Attempts	8
Rushing Yards Net	27
Longest Rushing	29
Total Passes	19
Completed Passes	15
Passes Yards	232
Touchdowns from passes	3
Longest Pass	55

vs Oregon St. 12/29/23  
vs Oregon St. 12/29/23  
at Purdue 09/14/24  
vs Oregon St. 12/29/23  
vs Oregon St. 12/29/23  
vs Oregon St. 12/29/23  
vs Oregon St. 12/29/23  
vs Oregon St. 12/29/23



**18**  
**CHANCE TUCKER**

CB • 6-0, 189 lbs • Senior/Junior  
Encino, CA (Crespi Carmelite)

**Tackles**

SEASON	TEAM	GP	Tackles							Interceptions			Receptions				
			ua	a	total	ttl	pbu	ff	fr	blk	sacks	int	rec	yds	td	lg	rec/g
2022-23	ND	1	0	0	0	0-0	0	0	0	0	0	0	0	0	0.0	0.0	0.0
2023-24	ND	9	3	0	3	0-0	0	0	0	0	0	0	0	0	0.0	0.0	0.0
<b>TOTAL</b>		<b>10</b>	<b>3</b>	<b>0</b>	<b>3</b>	<b>0-0</b>	<b>0</b>	<b>0</b>	<b>0</b>	<b>0</b>	<b>0</b>	<b>0</b>	<b>0</b>	<b>0</b>	<b>0.0</b>	<b>0.0</b>	<b>0.0</b>

**Single Game Highs**

Statistic	Value
Total Tackles	2

vs Oregon St. 12/29/23



**20**  
**BENJAMIN MORRISON**

CB • 6-0, 190 lbs • Junior/Junior  
Phoenix, AZ (Brophy Prep)

**Scoring and Total Offense**

SEASON	TEAM	gp	Scoring							Total Offense							
			td	rush	rcv	ret	pat	2pat	fg	total	avg/g	rush	pass	total	avg/g		
2022-23	ND	13	1	0	0	1	0	0	0	0	0	6	0.5	0	0	0	0.0
2023-24	ND	12	0	0	0	0	0	0	0	0	0	0	0.0	0	0	0	0.0
2024-25	ND	6	0	0	0	0	0	0	0	0	0	0	0.0	0	0	0	0.0
<b>TOTAL</b>		<b>31</b>	<b>1</b>	<b>0</b>	<b>0</b>	<b>1</b>	<b>0</b>	<b>0</b>	<b>0</b>	<b>0</b>	<b>6</b>	<b>0.2</b>	<b>0</b>	<b>0</b>	<b>0</b>	<b>0.0</b>	

**Punting and All Purpose**

SEASON	TEAM	gp	Punting			All Purpose							
			no.	yds	lg	avg/g	rush	rcv	pr	kr	lr	total	avg/g
2022-23	ND	13	0	0	0	0.0	0	0	0	0	97	97	7.5
2023-24	ND	12	0	0	0	0.0	0	0	0	0	14	14	1.2
2024-25	ND	6	0	0	0	0.0	0	0	0	0	0	0	0.0
<b>TOTAL</b>		<b>31</b>	<b>0</b>	<b>0</b>	<b>0</b>	<b>0.0</b>	<b>0</b>	<b>0</b>	<b>0</b>	<b>0</b>	<b>111</b>	<b>111</b>	<b>3.6</b>

**Tackles**

SEASON	TEAM	GP	Tackles							Interceptions		Receptions					
			ua	a	total	tfl	pbu	fr	blk	sacks	int	rec	yds	td	lg	rec/p	yds/r
2022-23	ND	13	22	11	33	1-2	4	0	0	0	6	0	0	0	0.0	0.0	0.0
2023-24	ND	12	25	6	31	3.5-10	10	0	0	0	3	0	0	0	0.0	0.0	0.0
2024-25	ND	6	14	6	20	0-0	4	0	0	0	0	0	0	0	0.0	0.0	0.0
<b>TOTAL</b>		<b>31</b>	<b>61</b>	<b>23</b>	<b>84</b>	<b>4.5-12</b>	<b>18</b>	<b>0</b>	<b>0</b>	<b>0</b>	<b>9</b>	<b>0</b>	<b>0</b>	<b>0.0</b>	<b>0.0</b>	<b>0.0</b>	

**Single Game Highs**

Statistic	Value	
Total Tackles	7	vs Clemson 11/05/22
Total Tackles For Loss	1	4 times
Total Interceptions	3	vs Boston College 11/19/22



**20**  
**ANEYAS WILLIAMS**

RB • 5-10, 206 lbs • Freshman/Freshman  
Hannibal, MO (Hannibal)

**Rushing and Passing**

SEASON	TEAM	gp	Rushing						Passing							
			att	yds	td	lg	avg/c	avg/g	comp-att-int	yds	td	lg	pct	avg/p	avg/g	effic
2024-25	ND	14	34	219	2	58	6.4	15.6	0-0-0	0	0	0	0.0	0.0	0.0	0.0
<b>TOTAL</b>		<b>14</b>	<b>34</b>	<b>219</b>	<b>2</b>	<b>58</b>	<b>6.4</b>	<b>15.6</b>	<b>0-0-0</b>	<b>0</b>	<b>0</b>	<b>0</b>	<b>0.0</b>	<b>0.0</b>	<b>0.0</b>	<b>0.0</b>

**Scoring and Total Offense**

SEASON	TEAM	gp	Scoring							Total Offense					
			td	rush	rcv	ret	pat	2pat	fg	total	avg/g	rush	pass	total	avg/g
2024-25	ND	14	2	2	0	0	0	0	0	12	0.9	219	0	219	15.6
<b>TOTAL</b>		<b>14</b>	<b>2</b>	<b>2</b>	<b>0</b>	<b>0</b>	<b>0</b>	<b>0</b>	<b>0</b>	<b>12</b>	<b>0.9</b>	<b>219</b>	<b>0</b>	<b>219</b>	<b>15.6</b>

**Punting and All Purpose**

SEASON	TEAM	gp	Punting			All Purpose							
			no.	yds	lg	avg/g	rush	rcv	pr	kr	lr	total	avg/g
2024-25	ND	14	0	0	0	0.0	219	172	5	0	0	396	28.3
<b>TOTAL</b>		<b>14</b>	<b>0</b>	<b>0</b>	<b>0</b>	<b>0.0</b>	<b>219</b>	<b>172</b>	<b>5</b>	<b>0</b>	<b>0</b>	<b>396</b>	<b>28.3</b>

**Single Game Highs**

Statistic	Value	
Rushing Attempts	7	vs Virginia 11/16/24
Rushing Yards Net	62	vs Army West Point 11/23/24
Rushing Touchdowns	1	vs Stanford 10/12/24, vs Army West Point 11/23/24
Longest Rushing	58	vs Army West Point 11/23/24
Receptions	5	vs Penn St. 01/09/25
Receptions Yards	66	vs Penn St. 01/09/25
Longest Reception	36	vs Penn St. 01/09/25
Longest Punt Return	5	at Purdue 09/14/24



**21**  
**KEDREN YOUNG**

RB • 6-0, 229 lbs • Freshman/Freshman  
Lufkin, TX (Lufkin)

**Rushing and Passing**

SEASON	TEAM	gp	Rushing						Passing						
			att	yds	td	lg	avg/c	avg/g	comp-att-int	yds	td	lg	pct	avg/p	avg/g
2024-25	ND	6	21	116	1	12	5.5	19.3	0-0-0	0	0	0	0.0	0.0	0.0
<b>TOTAL</b>		<b>6</b>	<b>21</b>	<b>116</b>	<b>1</b>	<b>12</b>	<b>5.5</b>	<b>19.3</b>	<b>0-0-0</b>	<b>0</b>	<b>0</b>	<b>0</b>	<b>0.0</b>	<b>0.0</b>	<b>0.0</b>

**Scoring and Total Offense**

SEASON	TEAM	gp	Scoring							Total Offense					
			td	rush	rcv	ret	pat	2pat	fg	total	avg/g	rush	pass	total	avg/g
2024-25	ND	6	1	1	0	0	0	0	0	6	1.0	116	0	116	19.3
<b>TOTAL</b>		<b>6</b>	<b>1</b>	<b>1</b>	<b>0</b>	<b>0</b>	<b>0</b>	<b>0</b>	<b>0</b>	<b>6</b>	<b>1.0</b>	<b>116</b>	<b>0</b>	<b>116</b>	<b>19.3</b>

**Punting and All Purpose**

SEASON	TEAM	gp	Punting			All Purpose							
			no.	yds	lg	avg/g	rush	rcv	pr	kr	lr	total	avg/g
2024-25	ND	6	0	0	0	0.0	116	0	0	0	0	116	19.3
<b>TOTAL</b>		<b>6</b>	<b>0</b>	<b>0</b>	<b>0</b>	<b>0.0</b>	<b>116</b>	<b>0</b>	<b>0</b>	<b>0</b>	<b>0</b>	<b>116</b>	<b>19.3</b>

**Single Game Highs**

Statistic	Value	
Rushing Attempts	10	vs Navy 10/26/24
Rushing Yards Net	52	vs Navy 10/26/24
Rushing Touchdowns	1	vs Navy 10/26/24
Longest Rushing	12	vs Stanford 10/12/24





24 JADARIAN PRICE

RB • 5-10, 206 lbs • Junior/Sophomore Denison, TX (Denison)

Rushing and Passing

Table with columns for Season, Team, GP, and Rushing/Passing statistics.

Scoring and Total Offense

Table with columns for Season, Team, GP, and Scoring/Total Offense statistics.

Punting and All Purpose

Table with columns for Season, Team, GP, and Punting/All Purpose statistics.

Tackles

Table with columns for Season, Team, GP, and Tackles/Interceptions/Receptions statistics.

Single Game Highs

Table with columns for Statistic, Value, and game/opponent.



25 PRESTON ZINTER

LB • 6-2, 235 lbs • Sophomore/Freshman North Andover, MA (Central Catholic)

Tackles

Table with columns for Season, Team, GP, and Tackles/Interceptions/Receptions statistics.

Single Game Highs

Table with columns for Statistic, Value, and game/opponent.



26 TYLER BUCHNER

WR • 6-1, 215 lbs • Graduate Student/Junior San Diego, CA (The Bishop's School)

Rushing and Passing

Table with columns for Season, Team, GP, and Rushing/Passing statistics.

Scoring and Total Offense

Table with columns for Season, Team, GP, and Scoring/Total Offense statistics.

Punting and All Purpose

Table with columns for Season, Team, GP, and Punting/All Purpose statistics.

Tackles

Table with columns for Season, Team, GP, and Tackles/Interceptions/Receptions statistics.

Single Game Highs

Table with columns for Statistic, Value, and game/opponent.





**27**  
**KYNGSTONN VILIAMU-ASA**

LB • 6-3, 240 lbs • Freshman/Freshman  
Inland Empire, CA (St. John Bosco)

**Tackles**

SEASON	TEAM	GP	Tackles								Interceptions			Receptions				
			ua	a	total	tfl	pbu	ff	fr	blk	sacks	int	rec	yds	td	lg	rec/g	yds/r
2023-24	ND	13	8	25	33	2.5-8	1	0	0	0	1	1	0	0	0	0.0	0.0	0.0
<b>TOTAL</b>		<b>13</b>	<b>8</b>	<b>25</b>	<b>33</b>	<b>2.5-8</b>	<b>1</b>	<b>0</b>	<b>0</b>	<b>1</b>	<b>1</b>	<b>0</b>	<b>0</b>	<b>0</b>	<b>0.0</b>	<b>0.0</b>	<b>0.0</b>	

**Single Game Highs**

Statistic	Value	
Total Tackles	7	vs NIU 09/07/24
Total Sacks	1	vs Louisville 09/28/24
Total Tackles For Loss	1	vs Louisville 09/28/24, vs Stanford 10/12/24
Total Interceptions	1	at Purdue 09/14/24



**28**  
**LUKE TALICH**

S • 6-4, 211 lbs • Sophomore/Sophomore  
Cody, WY (Cody)

**Scoring and Total Offense**

SEASON	TEAM	gp	Scoring										Total Offense				
			td	rush	rcv	ret	pat	2pat	fg	total	avg/g	rush	pass	total	avg/g		
2023-24	ND	8	0	0	0	0	0	0	0	0	0	0	0.0	0	0	0	0.0
2024-25	ND	15	1	0	0	1	0	0	0	0	6	0.4	0	0	0	0.0	
<b>TOTAL</b>		<b>23</b>	<b>1</b>	<b>0</b>	<b>0</b>	<b>1</b>	<b>0</b>	<b>0</b>	<b>0</b>	<b>0</b>	<b>6</b>	<b>0.3</b>	<b>0</b>	<b>0</b>	<b>0</b>	<b>0.0</b>	

**Single Game Highs**

Statistic	Value	
Total Tackles	3	vs Navy 10/26/24
Total Interceptions	1	vs Florida St. 11/09/24

**Punting and All Purpose**

SEASON	TEAM	gp	Punting				All Purpose							
			no.	yds	lg	avg/g	rush	rcv	pr	kr	lr	total	avg/g	
2023-24	ND	8	0	0	0	0.0	0	0	0	0	0	0	0	0.0
2024-25	ND	15	0	0	0	0.0	0	0	0	0	79	79	5.3	
<b>TOTAL</b>		<b>23</b>	<b>0</b>	<b>0</b>	<b>0</b>	<b>0.0</b>	<b>0</b>	<b>0</b>	<b>0</b>	<b>0</b>	<b>79</b>	<b>79</b>	<b>3.4</b>	

**Tackles**

SEASON	TEAM	GP	Tackles								Interceptions			Receptions				
			ua	a	total	tfl	pbu	ff	fr	blk	sacks	int	rec	yds	td	lg	rec/g	yds/r
2023-24	ND	8	2	0	2	0-0	0	0	0	0	0	0	0	0	0	0.0	0.0	0.0
2024-25	ND	15	13	6	19	0-0	0	1	0	0	0	1	0	0	0	0.0	0.0	0.0
<b>TOTAL</b>		<b>23</b>	<b>15</b>	<b>6</b>	<b>21</b>	<b>0-0</b>	<b>0</b>	<b>1</b>	<b>0</b>	<b>0</b>	<b>0</b>	<b>1</b>	<b>0</b>	<b>0</b>	<b>0</b>	<b>0.0</b>	<b>0.0</b>	<b>0.0</b>



**29**  
**CHRISTIAN GRAY**

CB • 6-0, 189 lbs • Sophomore/Sophomore  
St. Louis, MO (De Smet)

**Tackles**

SEASON	TEAM	GP	Tackles								Interceptions			Receptions				
			ua	a	total	tfl	pbu	ff	fr	blk	sacks	int	rec	yds	td	lg	rec/g	yds/r
2023-24	ND	12	9	2	11	0-0	2	0	0	0	0	1	0	0	0	0.0	0.0	0.0
2024-25	ND	14	23	9	32	2.5-5	9	1	0	0	0	3	0	0	0	0.0	0.0	0.0
<b>TOTAL</b>		<b>26</b>	<b>32</b>	<b>11</b>	<b>43</b>	<b>2.5-5</b>	<b>11</b>	<b>1</b>	<b>0</b>	<b>0</b>	<b>0</b>	<b>4</b>	<b>0</b>	<b>0</b>	<b>0</b>	<b>0.0</b>	<b>0.0</b>	<b>0.0</b>

**Single Game Highs**

Statistic	Value	
Total Tackles	7	at Southern California 11/30/24
Total Tackles For Loss	1	at Southern California 11/30/24, vs Army West Point 11/23/24
Total Interceptions	1	4 times



**30**  
**BRYCE YOUNG**


DL • 6-7, 258 lbs • Freshman/Freshman  
Charlotte, NC (Charlotte Christian)

**Tackles**

SEASON	TEAM	GP	Tackles							Interceptions			Receptions					
			ua	a	total	tfl	pbu	ff	fr	blk	sacks	int	rec	yds	td	lg	rec/g	yds/r
2023-24	ND	15	14	8	22	3-11	0	0	0	3	1.5	0	0	0	0	0.0	0.0	0.0
<b>TOTAL</b>		<b>15</b>	<b>14</b>	<b>8</b>	<b>22</b>	<b>3-11</b>	<b>0</b>	<b>0</b>	<b>0</b>	<b>3</b>	<b>1.5</b>	<b>0</b>	<b>0</b>	<b>0</b>	<b>0</b>	<b>0.0</b>	<b>0.0</b>	<b>0.0</b>

**Single Game Highs**

Statistic	Value	
Total Tackles	4	vs Florida St. 11/09/24, vs Penn St. 01/09/25
Total Sacks	1	vs Indiana 12/20/24
Total Tackles For Loss	1	vs Virginia 11/16/24, vs Indiana 12/20/24



**32**  
**JUSTIN FISHER**

RB • 6-2, 231 lbs • Junior/Junior  
Mishawaka, IN (Mishawaka)

**Rushing and Passing**

SEASON	TEAM	gp	Rushing							Passing						
			att	yds	td	lg	avg/c	avg/g	comp-att-int	yds	td	lg	pct	avg/p	avg/g	effic
2023-24	ND	3	0	0	0	0	0.0	0.0	0-0-0	0	0	0	0.0	0.0	0.0	0.0
2024-25	ND	11	1	4	0	4	4.0	0.4	0-0-0	0	0	0	0.0	0.0	0.0	0.0
<b>TOTAL</b>		<b>14</b>	<b>1</b>	<b>4</b>	<b>0</b>	<b>4</b>	<b>4.0</b>	<b>0.3</b>	<b>0-0-0</b>	<b>0</b>	<b>0</b>	<b>0</b>	<b>0.0</b>	<b>0.0</b>	<b>0.0</b>	<b>0.0</b>

**Scoring and Total Offense**

SEASON	TEAM	gp	Scoring							Total Offense					
			td	rush	rcv	ret	pat	2pat	fg	total	avg/g	rush	pass	total	avg/g
2023-24	ND	3	0	0	0	0	0	0	0	0	0	0	0	0	0.0
2024-25	ND	11	0	0	0	0	0	0	0	0	0	0	4	4	0.4
<b>TOTAL</b>		<b>14</b>	<b>0</b>	<b>0</b>	<b>0</b>	<b>0</b>	<b>0</b>	<b>0</b>	<b>0</b>	<b>0</b>	<b>0</b>	<b>0</b>	<b>4</b>	<b>4</b>	<b>0.3</b>

**Punting and All Purpose**


SEASON	TEAM	gp	Punting				All Purpose							
			no.	yds	lg	avg/g	rush	rcv	pr	kr	lr	total	avg/g	
2023-24	ND	3	0	0	0	0.0	0	0	0	0	0	0	0	0.0
2024-25	ND	11	0	0	0	0.0	4	16	0	0	0	0	20	1.8
<b>TOTAL</b>		<b>14</b>	<b>0</b>	<b>0</b>	<b>0</b>	<b>0.0</b>	<b>4</b>	<b>16</b>	<b>0</b>	<b>0</b>	<b>0</b>	<b>0</b>	<b>20</b>	<b>1.4</b>

**Tackles**

SEASON	TEAM	GP	Tackles							Interceptions			Receptions					
			ua	a	total	tfl	pbu	ff	fr	blk	sacks	int	rec	yds	td	lg	rec/g	yds/r
2023-24	ND	3	0	0	0	0-0	0	0	0	0	0	0	0	0	0	0.0	0.0	0.0
2024-25	ND	11	0	0	0	0-0	0	0	0	0	0	0	0	1	16	0.1	16.0	1.5
<b>TOTAL</b>		<b>14</b>	<b>0</b>	<b>0</b>	<b>0</b>	<b>0-0</b>	<b>0</b>	<b>0</b>	<b>0</b>	<b>0</b>	<b>0</b>	<b>0</b>	<b>0</b>	<b>1</b>	<b>16</b>	<b>0.1</b>	<b>16.0</b>	<b>1.1</b>

**Single Game Highs**

Statistic	Value	
Rushing Attempts	1	vs Florida St. 11/09/24
Rushing Yards Net	4	vs Florida St. 11/09/24
Longest Rushing	4	vs Florida St. 11/09/24
Receptions	1	vs Florida St. 11/09/24
Receptions Yards	16	vs Florida St. 11/09/24
Longest Reception	16	vs Florida St. 11/09/24



**33**  
**TRE READER**

LB • 6-1, 215 lbs • Junior/Junior  
Tampa, FL (Berkeley Prep)

**Tackles**

SEASON	TEAM	GP	Tackles							Interceptions			Receptions				
			ua	a	total	tfl	pbu	ff	fr	blk	sacks	int	rec	yds	td	lg	rec/g
2023-24	ND	2	0	0	0	0-0	0	0	0	0	0	0	0	0	0.0	0.0	0.0
2024-25	ND	5	1	1	2	0-0	0	0	0	0	0	0	0	0	0.0	0.0	0.0
<b>TOTAL</b>		<b>7</b>	<b>1</b>	<b>1</b>	<b>2</b>	<b>0-0</b>	<b>0</b>	<b>0</b>	<b>0</b>	<b>0</b>	<b>0</b>	<b>0</b>	<b>0</b>	<b>0</b>	<b>0.0</b>	<b>0.0</b>	<b>0.0</b>

**Single Game Highs**

Statistic	Value	
Total Tackles	1	at Purdue 09/14/24, vs Florida St. 11/09/24





**40**  
**JOSHUA BURNHAM**


DL • 6-4, 251 lbs • Junior/Sophomore  
Traverse City, MI (Traverse City Central)

**Tackles**

SEASON	TEAM	GP	Tackles								Interceptions		Receptions					
			ua	a	total	tfl	pbu	ff	fr	blk	sacks	int	rec	yds	td	lg	rec/g	yds/r
2022-23	ND	1	0	1	1	0.5-3	0	0	0	0	0	0	0	0	0	0.0	0.0	0.0
2023-24	ND	13	10	8	18	4-19	0	0	0	0	1	0	0	0	0.0	0.0	0.0	
2024-25	ND	13	12	14	26	4.5-16	1	1	1	0	0	0	0	0	0.0	0.0	0.0	
<b>TOTAL</b>		<b>27</b>	<b>22</b>	<b>23</b>	<b>45</b>	<b>9-38</b>	<b>1</b>	<b>1</b>	<b>1</b>	<b>0</b>	<b>1</b>	<b>0</b>	<b>0</b>	<b>0</b>	<b>0.0</b>	<b>0.0</b>	<b>0.0</b>	

**Single Game Highs**

Statistic	Value	
Total Tackles	5	vs Stanford 10/12/24
Total Sacks	1	vs Navy 08/26/23
Total Tackles For Loss	1.5	vs Oregon St. 12/29/23



**41**  
**DONOVAN HINISH**

DL • 6-2, 278 lbs • Junior/Sophomore  
Pittsburgh, PA (Central Catholic)

**Tackles**

SEASON	TEAM	GP	Tackles								Interceptions		Receptions				
			ua	a	total	tfl	pbu	ff	fr	blk	sacks	int	rec	yds	td	lg	rec/g
2022-23	ND	1	0	0	0	0-0	0	0	0	0	0	0	0	0	0.0	0.0	0.0
2023-24	ND	9	4	6	10	1-7	0	0	0	0	1	0	0	0	0.0	0.0	0.0
2024-25	ND	15	19	16	35	4.5-32	1	0	0	0	4.5	0	0	0	0.0	0.0	0.0
<b>TOTAL</b>		<b>25</b>	<b>23</b>	<b>22</b>	<b>45</b>	<b>5.5-39</b>	<b>1</b>	<b>0</b>	<b>0</b>	<b>0</b>	<b>5.5</b>	<b>0</b>	<b>0</b>	<b>0</b>	<b>0.0</b>	<b>0.0</b>	<b>0.0</b>

**Single Game Highs**

Statistic	Value	
Total Tackles	5	at Texas A&M 08/31/24, vs Florida St. 11/09/24, vs Army West Point 11/23/24
Total Sacks	2	vs Florida St. 11/09/24
Total Tackles For Loss	2	vs Florida St. 11/09/24



**43**  
**KAHANU KIA**

LB • 6-2, 230 lbs • Sophomore/Freshman  
Kaneohe, HI (Punahou)

**Tackles**

SEASON	TEAM	GP	Tackles								Interceptions		Receptions				
			ua	a	total	tfl	pbu	ff	fr	blk	sacks	int	rec	yds	td	lg	rec/g
2021-22	ND	8	4	3	7	0-0	0	0	0	0	0	0	0	0	0.0	0.0	0.0
<b>TOTAL</b>		<b>8</b>	<b>4</b>	<b>3</b>	<b>7</b>	<b>0-0</b>	<b>0</b>	<b>0</b>	<b>0</b>	<b>0</b>	<b>0</b>	<b>0</b>	<b>0</b>	<b>0</b>	<b>0.0</b>	<b>0.0</b>	<b>0.0</b>

**Single Game Highs**

Statistic	Value	
Total Tackles	4	vs Navy 11/06/21



**44**  
**JUNIOR TUIHALAMAKA**  
 DL • 6-2, 255 lbs • Junior/Junior  
 Granada Hills, CA (Bishop Alemany)

**Tackles**

SEASON	TEAM	GP	Tackles								Interceptions			Receptions				
			ua	a	total	tfl	pbu	ff	fr	blk	sacks	int	rec	yds	td	lg	rec/g	yds/r
2022-23	ND	13	4	2	6	0-0	0	0	0	0	0	0	0	0	0	0.0	0.0	0.0
2023-24	ND	13	7	3	10	0-0	0	0	0	0	0	0	0	0	0.0	0.0	0.0	
2024-25	ND	15	17	16	33	5.5-23	1	0	2	0	3	1	0	0	0.0	0.0	0.0	
<b>TOTAL</b>		<b>41</b>	<b>28</b>	<b>21</b>	<b>49</b>	<b>5.5-23</b>	<b>1</b>	<b>0</b>	<b>2</b>	<b>0</b>	<b>3</b>	<b>1</b>	<b>0</b>	<b>0</b>	<b>0.0</b>	<b>0.0</b>	<b>0.0</b>	

**Single Game Highs**

Statistic	Value	
Total Tackles	7	vs Navy 10/26/24
Total Sacks	1	vs Florida St. 11/09/24, vs Georgia 01/02/25
Total Tackles For Loss	2.5	vs Georgia 01/02/25
Total Interceptions	1	vs Miami (OH) 09/21/24



**46**  
**JAKE TAFELSKI**  
 RB • 5-11, 218 lbs • Graduate Student/Senior  
 Dearborn, MI (Dearborn/Central Michigan)

**Punting and All Purpose**

SEASON	TEAM	gp	Punting				All Purpose						
			no.	yds	lg	avg/g	rush	rcv	pr	kr	lr	total	avg/g
2021-22	CMU	4	0	0	0	0.0	5	5	0	0	0	10	2.5
2022-23	CMU	10	0	0	0	0.0	4	37	0	0	0	41	4.1
2023-24	CMU	11	0	0	0	0.0	12	0	0	0	0	12	1.1
2024-25	ND	7	0	0	0	0.0	2	14	0	0	0	16	2.3
<b>TOTAL FOR ND</b>	<b>7</b>	<b>0</b>	<b>0</b>	<b>0</b>	<b>0.0</b>	<b>2</b>	<b>14</b>	<b>0</b>	<b>0</b>	<b>0</b>	<b>0</b>	<b>16</b>	<b>2.3</b>
<b>TOTAL</b>	<b>32</b>	<b>0</b>	<b>0</b>	<b>0</b>	<b>0.0</b>	<b>23</b>	<b>56</b>	<b>0</b>	<b>0</b>	<b>0</b>	<b>0</b>	<b>79</b>	<b>2.5</b>

**Rushing and Passing**

SEASON	TEAM	gp	Rushing							Passing						
			att	yds	td	lg	avg/c	avg/g	comp-att-int	yds	td	lg	pct	avg/p	avg/g	effc
2021-22	CMU	4	1	5	0	5	5.0	1.3	0-0-0	0	0	0	0.0	0.0	0.0	0.0
2022-23	CMU	10	3	4	1	3	1.3	0.4	0-0-0	0	0	0	0.0	0.0	0.0	0.0
2023-24	CMU	11	3	12	0	5	4.0	1.1	0-0-0	0	0	0	0.0	0.0	0.0	0.0
2024-25	ND	7	1	2	0	2	2.0	0.3	0-0-0	0	0	0	0.0	0.0	0.0	0.0
<b>TOTAL FOR ND</b>	<b>7</b>	<b>1</b>	<b>2</b>	<b>0</b>	<b>2</b>	<b>2.0</b>	<b>0.3</b>	<b>0-0-0</b>	<b>0</b>	<b>0</b>	<b>0</b>	<b>0.0</b>	<b>0.0</b>	<b>0.0</b>	<b>0.0</b>	<b>0.0</b>
<b>TOTAL</b>	<b>32</b>	<b>8</b>	<b>23</b>	<b>1</b>	<b>5</b>	<b>2.9</b>	<b>0.7</b>	<b>0-0-0</b>	<b>0</b>	<b>0</b>	<b>0</b>	<b>0.0</b>	<b>0.0</b>	<b>0.0</b>	<b>0.0</b>	<b>0.0</b>

**Scoring and Total Offense**

SEASON	TEAM	gp	Scoring										Total Offense					
			td	rush	rcv	ret	pat	2pat	fg	total	avg/g	rush	pass	total	avg/g			
2021-22	CMU	4	0	0	0	0	0	0	0	0	0	0	0	0	0	0	5	1.3
2022-23	CMU	10	1	1	0	0	0	0	0	0	6	0.6	4	0	4	0.4		
2023-24	CMU	11	0	0	0	0	0	0	0	0	0	0.0	12	0	12	1.1		
2024-25	ND	7	0	0	0	0	0	0	0	0	0	0.0	2	0	2	0.3		
<b>TOTAL FOR ND</b>	<b>7</b>	<b>0</b>	<b>0</b>	<b>0</b>	<b>0</b>	<b>0</b>	<b>0</b>	<b>0</b>	<b>0</b>	<b>0</b>	<b>0</b>	<b>0.0</b>	<b>2</b>	<b>0</b>	<b>2</b>	<b>0.3</b>		
<b>TOTAL</b>	<b>32</b>	<b>1</b>	<b>1</b>	<b>0</b>	<b>0</b>	<b>0</b>	<b>0</b>	<b>0</b>	<b>0</b>	<b>0</b>	<b>6</b>	<b>0.2</b>	<b>23</b>	<b>0</b>	<b>23</b>	<b>0.7</b>		

**Tackles**

SEASON	TEAM	GP	Tackles								Interceptions			Receptions					
			ua	a	total	tfl	pbu	ff	fr	blk	sacks	int	rec	yds	td	lg	rec/g	yds/r	yds/g
2021-22	CMU	4	0	0	0	0-0	0	0	0	0	0	0	0	0	0	0	0	0	0
2022-23	CMU	10	1	1	2	0-0	0	0	0	0	0	0	0	0	0	4	37	0	16
2023-24	CMU	11	1	3	4	0-0	0	0	0	0	0	0	0	0	0	1	0	0	0.1
2024-25	ND	7	0	0	0	0-0	0	0	0	0	0	0	0	0	0	1	14	0	14
<b>TOTAL FOR ND</b>	<b>7</b>	<b>0</b>	<b>0</b>	<b>0</b>	<b>0-0</b>	<b>0</b>	<b>0</b>	<b>0</b>	<b>0</b>	<b>0</b>	<b>0</b>	<b>0</b>	<b>0</b>	<b>0</b>	<b>0</b>	<b>1</b>	<b>14</b>	<b>0</b>	<b>14</b>
<b>TOTAL</b>	<b>32</b>	<b>2</b>	<b>4</b>	<b>6</b>	<b>0-0</b>	<b>0</b>	<b>0</b>	<b>0</b>	<b>0</b>	<b>0</b>	<b>0</b>	<b>0</b>	<b>0</b>	<b>0</b>	<b>0</b>	<b>7</b>	<b>56</b>	<b>0</b>	<b>16</b>

**Single Game Highs**

Statistic	Value	
Rushing Attempts	3	vs Bowling Green 10/22/22, at Michigan St. 09/01/23
Rushing Yards Net	12	at Michigan St. 09/01/23
Rushing Touchdowns	1	vs Bowling Green 10/22/22
Longest Rushing	5	vs Robert Morris 09/11/21, at Michigan St. 09/01/23
Receptions	4	vs Bowling Green 10/22/22
Receptions Yards	37	vs Bowling Green 10/22/22
Longest Reception	16	vs Bowling Green 10/22/22
Total Tackles	2	vs Bucknell 09/17/22



**47**  
**JASON ONYE**  
 DL • 6-5, 291 lbs • Senior/Junior  
 North Providence, RI (Bishop Hendricken)

**Tackles**

SEASON	TEAM	GP	Tackles								Interceptions			Receptions			
			ua	a	total	tfl	pbu	ff	fr	blk	sacks	int	rec	yds	td	lg	rec/g
2022-23	ND	1	0	2	2	0-0	0	0	0	0	0	0	0	0	0.0	0.0	0.0
2023-24	ND	13	11	6	17	0.5-1	0	0	2	0.5	0	0	0	0	0.0	0.0	0.0
2024-25	ND	5	4	3	7	1.5-13	1	0	1	1.5	0	0	0	0	0.0	0.0	0.0
<b>TOTAL</b>	<b>19</b>	<b>15</b>	<b>11</b>	<b>26</b>	<b>2-14</b>	<b>1</b>	<b>0</b>	<b>0</b>	<b>3</b>	<b>2</b>	<b>0</b>	<b>0</b>	<b>0</b>	<b>0.0</b>	<b>0.0</b>	<b>0.0</b>	

**Single Game Highs**

Statistic	Value	
Total Tackles	5	vs Tennessee St. 09/02/23
Total Sacks	1.5	at Purdue 09/14/24
Total Tackles For Loss	1.5	at Purdue 09/14/24





**48**  
**MARCELLO DIOMEDE**

K • 6-0, 192 lbs • Sophomore/Sophomore  
Glen Ellyn, IL (Glenbard West)

**Scoring and Total Offense**

SEASON	TEAM	gp	Scoring										Total Offense			
			td	rush	rcv	ret	pat	2pat	fg	total	avg/g	rush	pass	total	avg/g	
2023-24	ND	1	0	0	0	0	0	1	0	0	1	1.0	0	0	0	0.0
2024-25	ND	3	0	0	0	0	0	1	0	0	1	0.3	0	0	0	0.0
<b>TOTAL</b>		<b>4</b>	<b>0</b>	<b>0</b>	<b>0</b>	<b>0</b>	<b>0</b>	<b>2</b>	<b>0</b>	<b>0</b>	<b>2</b>	<b>0.5</b>	<b>0</b>	<b>0</b>	<b>0</b>	<b>0.0</b>

**Kickoffs**

Player	no.	yds	avg	tb	ob	retn	net	ydr
Marcello Diomedé	1	55	55.0	0	0			



**49**  
**ANDREW KROS**

LS • 6-3, 220 lbs • Sophomore/Sophomore  
Louisville, KY (St. Xavier)

**Tackles**

SEASON	TEAM	GP	Tackles										Interceptions		Receptions				
			ua	a	total	tfl	pbu	ff	fr	blk	sacks	int	rec	yds	td	lg	rec/g	yds/r	yds/g
2023-24	ND	1	0	0	0	0-0	0	0	0	0	0	0	0	0	0	0	0.0	0.0	0.0
2024-25	ND	7	1	1	2	0-0	0	0	0	0	0	0	0	0	0	0.0	0.0	0.0	
<b>TOTAL</b>		<b>8</b>	<b>1</b>	<b>1</b>	<b>2</b>	<b>0-0</b>	<b>0</b>	<b>0</b>	<b>0</b>	<b>0</b>	<b>0</b>	<b>0</b>	<b>0</b>	<b>0</b>	<b>0</b>	<b>0.0</b>	<b>0.0</b>	<b>0.0</b>	

**Single Game Highs**

Statistic	Value	
Total Tackles	2	at Texas A&M 08/31/24



**56**  
**HOWARD CROSS III**


DL • 6-1, 288 lbs • Graduate Student/\*Senior  
Paramus, NJ (St. Joseph Regional)

**Tackles**

SEASON	TEAM	GP	Tackles										Interceptions		Receptions			
			ua	a	total	tfl	pbu	ff	fr	blk	sacks	int	rec	yds	td	lg	rec/g	yds/r
2019-20	ND	4	3	4	7	0-0	0	0	0	0	0	0	0	0	0	0.0	0.0	0.0
2020-21	ND	12	8	5	13	0-0	0	0	0	0	0	0	0	0	0.0	0.0	0.0	
2021-22	ND	12	13	9	22	4.5-21	0	0	0	0	3	0	0	0	0.0	0.0	0.0	
2022-23	ND	12	14	19	33	2.5-13	1	1	0	0	2	0	0	0	0.0	0.0	0.0	
2023-24	ND	13	28	38	66	7-21	2	2	0	0	2	0	0	0	0.0	0.0	0.0	
2024-25	ND	12	13	14	27	5.5-33	1	0	0	0	4	0	0	0	0.0	0.0	0.0	
<b>TOTAL</b>		<b>65</b>	<b>79</b>	<b>89</b>	<b>168</b>	<b>19.5-88</b>	<b>4</b>	<b>3</b>	<b>0</b>	<b>0</b>	<b>11</b>	<b>0</b>	<b>0</b>	<b>0</b>	<b>0.0</b>	<b>0.0</b>	<b>0.0</b>	

**Single Game Highs**

Statistic	Value	
Total Tackles	13	at Duke 09/30/23
Total Sacks	2	vs Georgia Tech 11/20/21, vs Stanford 10/12/24
Total Tackles For Loss	3.5	at Duke 09/30/23



**58**  
**GRANT RISTOFF**

DL • 6-3, 260 lbs • Graduate Student/\*Senior  
Ladera Ranch, CA (JSerra Catholic/Penn)

**Tackles**

SEASON	TEAM	GP	Tackles							Interceptions			Receptions					
			ua	a	total	tfl	pbu	ff	fr	blk	sacks	int	rec	yds	td	lg	rec/g	yds/r
2021-22	Penn	9	5	3	8	0-0	0	0	0	0	0	0	0	0	0	0.0	0.0	0.0
2022-23	Penn	8	5	11	16	2-16	0	0	0	1	2	0	0	0	0	0.0	0.0	0.0
2024-25	ND	2	1	1	2	0-0	0	0	0	0	0	0	0	0	0.0	0.0	0.0	
<b>TOTAL FOR ND</b>		<b>2</b>	<b>1</b>	<b>1</b>	<b>2</b>	<b>0-0</b>	<b>0</b>	<b>0</b>	<b>0</b>	<b>0</b>	<b>0</b>	<b>0</b>	<b>0</b>	<b>0</b>	<b>0.0</b>	<b>0.0</b>	<b>0.0</b>	
<b>TOTAL</b>		<b>19</b>	<b>11</b>	<b>15</b>	<b>26</b>	<b>2-16</b>	<b>0</b>	<b>0</b>	<b>0</b>	<b>1</b>	<b>2</b>	<b>0</b>	<b>0</b>	<b>0</b>	<b>0.0</b>	<b>0.0</b>	<b>0.0</b>	

**Single Game Highs**

Statistic	Value	
Total Tackles	3	vs Colgate 09/17/22, at Dartmouth 09/30/22, at Georgetown 10/08/22
Total Sacks	1	at Georgetown 10/08/22, vs Colgate 09/17/22
Total Tackles For Loss	1	vs Colgate 09/17/22, at Georgetown 10/08/22



**59**  
**SEAN SEVILLANO JR.**

DL • 6-1, 320 lbs • Freshman/Freshman  
Clearwater, FL (Clearwater Academy International)

**Tackles**

SEASON	TEAM	GP	Tackles							Interceptions			Receptions					
			ua	a	total	tfl	pbu	ff	fr	blk	sacks	int	rec	yds	td	lg	rec/g	yds/r
2024-25	ND	3	4	0	4	0-0	0	0	0	0	0	0	0	0	0	0.0	0.0	0.0
<b>TOTAL</b>		<b>3</b>	<b>4</b>	<b>0</b>	<b>4</b>	<b>0-0</b>	<b>0</b>	<b>0</b>	<b>0</b>	<b>0</b>	<b>0</b>	<b>0</b>	<b>0</b>	<b>0</b>	<b>0.0</b>	<b>0.0</b>	<b>0.0</b>	

**Single Game Highs**

Statistic	Value	
Total Tackles	3	vs Army West Point 11/23/24



**78**  
**PAT COOGAN**

OL • 6-5, 310 lbs • Senior/Junior  
Palos Heights, IL (Marist)

**Punting and All Purpose**

SEASON	TEAM	gp	Punting				All Purpose							
			no.	yds	lg	avg/g	rush	rcv	pr	kr	lr	total	avg/g	
2022-23	ND	1	0	0	0	0.0	0	0	0	0	0	0	0	0.0
2023-24	ND	13	0	0	0	0.0	0	0	0	0	0	0	0	0.0
2024-25	ND	15	0	0	0	0.0	0	11	0	0	0	11	0.7	
<b>TOTAL</b>		<b>29</b>	<b>0</b>	<b>0</b>	<b>0</b>	<b>0.0</b>	<b>0</b>	<b>11</b>	<b>0</b>	<b>0</b>	<b>0</b>	<b>11</b>	<b>0.4</b>	

**Tackles**

SEASON	TEAM	GP	Tackles							Interceptions			Receptions				
			ua	a	total	tfl	pbu	ff	fr	blk	sacks	int	rec	yds	td	lg	rec/g
2022-23	ND	1	0	0	0	0-0	0	0	0	0	0	0	0	0	0.0	0.0	0.0
2023-24	ND	13	0	0	0	0-0	0	0	0	0	0	0	0	0	0.0	0.0	0.0
2024-25	ND	15	1	0	1	0-0	0	0	0	0	0	0	1	11	0.1	11.0	0.7
<b>TOTAL</b>		<b>29</b>	<b>1</b>	<b>0</b>	<b>1</b>	<b>0-0</b>	<b>0</b>	<b>0</b>	<b>0</b>	<b>0</b>	<b>0</b>	<b>0</b>	<b>1</b>	<b>11</b>	<b>0.1</b>	<b>11.0</b>	<b>0.4</b>

**Single Game Highs**

Statistic	Value	
Receptions	1	vs Stanford 10/12/24
Receptions Yards	11	vs Stanford 10/12/24
Longest Reception	11	vs Stanford 10/12/24
Total Tackles	1	vs Georgia Tech 10/19/24





88 MITCHELL EVANS

TE • 6-5, 260 lbs • Senior/Senior Wadsworth, OH (Wadsworth)

Rushing and Passing

Table with columns for Season, Team, GP, Rushing (att, yds, td, lg, avg/c, avg/g), Passing (comp-att-int, yds, td, lg, pct, avg/p, avg/g, effc)

Scoring and Total Offense

Table with columns for Season, Team, GP, Scoring (td, rush, rcv, ret, pat, 2pat, fg, total, avg/g), Total Offense (rush, pass, total, avg/g)

Punting and All Purpose

Table with columns for Season, Team, GP, Punting (no., yds, lg, avg/g), All Purpose (rush, rcv, pr, kr, lr, total, avg/g)

Tackles

Table with columns for Season, Team, GP, Tackles (ua, a, total, tfl, pbu, ff, fr, blk, sacks), Interceptions (int, rec, yds, td, lg, rec/g, yds/r, yds/g), Receptions (yds, td, lg, rec/g, yds/r, yds/g)

Single Game Highs

Table with columns for Statistic, Value, and opponent/game information



88 ARMEL MUKAM

DL • 6-3, 302 lbs • Sophomore/Freshman La Prairie, Quebec, Canada (Woodberry Forest School)

Tackles

Table with columns for Season, Team, GP, Tackles (ua, a, total, tfl, pbu, ff, fr, blk, sacks), Interceptions (int, rec, yds, td, lg, rec/g, yds/r, yds/g), Receptions (yds, td, lg, rec/g, yds/r, yds/g)

Single Game Highs

Table with columns for Statistic, Value, and opponent/game information



90 ERIC GOINS

K • 6-2, 209 lbs • Graduate Student/Senior Herndon, VA (Oakton/The Citadel)

Rushing and Passing

Table with columns for Season, Team, GP, Rushing (att, yds, td, lg, avg/c, avg/g), Passing (comp-att-int, yds, td, lg, pct, avg/p, avg/g, effc)

Scoring and Total Offense

Table with columns for Season, Team, GP, Scoring (td, rush, rcv, ret, pat, 2pat, fg, total, avg/g), Total Offense (rush, pass, total, avg/g)

Punting and All Purpose

Table with columns for Season, Team, GP, Punting (no., yds, lg, avg/g), All Purpose (rush, rcv, pr, kr, lr, total, avg/g)

Kickoffs


Table with columns for Player, no., yds, avg, tb, ob, rtn, net, ydln

Tackles

Table with columns for Season, Team, GP, Tackles (ua, a, total, tfl, pbu, ff, fr, blk, sacks), Interceptions (int, rec, yds, td, lg, rec/g, yds/r, yds/g), Receptions (yds, td, lg, rec/g, yds/r, yds/g)

Single Game Highs

Table with columns for Statistic, Value, and opponent/game information



**91**  
**WILLIAM BARTEL**

P • 5-10, 181 lbs • Graduate Student/Senior  
Providence, RI (La Salle Academy/Villanova)

**Scoring and Total Offense**

SEASON	TEAM	gp	Scoring								Total Offense				
			td	rush	rcv	ret	pat	2pat	fg	total	avg/g	rush	pass	total	avg/g
2021-22	VU	2	0	0	0	0	7	0	2	13	6.5	0	0	0	0.0
2022-23	VU	11	0	0	0	0	0	0	0	0	0.0	0	0	0	0.0
<b>TOTAL FOR ND</b>	<b>0</b>	<b>0</b>	<b>0</b>	<b>0</b>	<b>0</b>	<b>0</b>	<b>0</b>	<b>0</b>	<b>0</b>	<b>0</b>	<b>0.0</b>	<b>0</b>	<b>0</b>	<b>0</b>	<b>0.0</b>
<b>TOTAL</b>	<b>13</b>	<b>0</b>	<b>0</b>	<b>0</b>	<b>0</b>	<b>7</b>	<b>0</b>	<b>2</b>	<b>13</b>	<b>1.0</b>	<b>0</b>	<b>0</b>	<b>0</b>	<b>0</b>	<b>0.0</b>

**Punting and All Purpose**

SEASON	TEAM	gp	Punting				All Purpose							
			no.	yds	lg	avg/g	rush	rcv	pr	kr	lr	total	avg/g	
2021-22	VU	2	0	0	0	0.0	0	0	0	0	0	0	0	0.0
2022-23	VU	11	44	1653	55	37.6	0	0	0	2	1.0	0	0	0.0
<b>TOTAL FOR ND</b>	<b>0</b>	<b>0</b>	<b>0</b>	<b>0</b>	<b>0</b>	<b>0.0</b>	<b>0</b>	<b>0</b>	<b>0</b>	<b>0</b>	<b>0</b>	<b>0</b>	<b>0</b>	<b>0.0</b>
<b>TOTAL</b>	<b>13</b>	<b>44</b>	<b>1653</b>	<b>55</b>	<b>37.6</b>	<b>0</b>	<b>0</b>	<b>0</b>	<b>0</b>	<b>0</b>	<b>0</b>	<b>0</b>	<b>0</b>	<b>0.0</b>

**Tackles**

SEASON	TEAM	GP	Tackles								Interceptions			Receptions						
			ua	a	total	tfl	pbu	ff	fr	blk	sacks	int	rec	yds	td	lg	rec/g	yds/r	yds/g	
2021-22	VU	2	0	0	0	0-0	0	0	0	0	0	0	0	0	0	0	0	0	0.0	0.0
2022-23	VU	11	0	0	0	0-0	0	0	0	0	0	0	0	0	0	0	0	0	0.0	0.0
<b>TOTAL FOR ND</b>	<b>0</b>	<b>0</b>	<b>0</b>	<b>0</b>	<b>0</b>	<b>0-0</b>	<b>0</b>	<b>0</b>	<b>0</b>	<b>0</b>	<b>0</b>	<b>0</b>	<b>0</b>	<b>0</b>	<b>0</b>	<b>0</b>	<b>0</b>	<b>0.0</b>	<b>0.0</b>	
<b>TOTAL</b>	<b>13</b>	<b>0</b>	<b>0</b>	<b>0</b>	<b>0</b>	<b>0-0</b>	<b>0</b>	<b>0</b>	<b>0</b>	<b>0</b>	<b>0</b>	<b>0</b>	<b>0</b>	<b>0</b>	<b>0</b>	<b>0</b>	<b>0</b>	<b>0.0</b>	<b>0.0</b>	

**Single Game Highs**

Statistic	Value	
Field Goals Made	1	at Lehigh 09/04/21, vs Bucknell 09/11/21
Longest Field Goal Made	26	at Lehigh 09/04/21
Punts	10	at Towson 11/05/22
Punts Average	42.75	at William & Mary 11/12/22
Longest Punt	55	at Towson 11/05/22
Punts Inside 20 Yards	4	at Towson 11/05/22



**92**  
**ZAC YOAKAM**

K • 5-8, 191 lbs • Junior/Junior  
Upper Arlington, OH (Upper Arlington)

**Scoring and Total Offense**

SEASON	TEAM	gp	Scoring								Total Offense				
			td	rush	rcv	ret	pat	2pat	fg	total	avg/g	rush	pass	total	avg/g
2022-23	ND	13	0	0	0	0	0	0	0	0	0.0	0	0	0	0.0
2023-24	ND	2	0	0	0	0	2	0	2	1.0	0	0	0	0.0	
2024-25	ND	5	0	0	0	0	18	0	2	24	4.8	0	0	0	0.0
<b>TOTAL</b>	<b>20</b>	<b>0</b>	<b>0</b>	<b>0</b>	<b>0</b>	<b>20</b>	<b>0</b>	<b>2</b>	<b>26</b>	<b>1.3</b>	<b>0</b>	<b>0</b>	<b>0</b>	<b>0.0</b>	

**Punting and All Purpose**

SEASON	TEAM	gp	Punting				All Purpose							
			no.	yds	lg	avg/g	rush	rcv	pr	kr	lr	total	avg/g	
2022-23	ND	13	0	0	0	0.0	0	0	0	0	0	0	0	0.0
2023-24	ND	2	0	0	0	0.0	0	0	0	0	0	0	0	0.0
2024-25	ND	5	0	0	0	0.0	0	0	0	0	0	0	0	0.0
<b>TOTAL</b>	<b>20</b>	<b>0</b>	<b>0</b>	<b>0</b>	<b>0</b>	<b>0.0</b>	<b>0</b>	<b>0</b>	<b>0</b>	<b>0</b>	<b>0</b>	<b>0</b>	<b>0</b>	<b>0.0</b>

**Tackles**

SEASON	TEAM	GP	Tackles								Interceptions			Receptions						
			ua	a	total	tfl	pbu	ff	fr	blk	sacks	int	rec	yds	td	lg	rec/g	yds/r	yds/g	
2022-23	ND	13	0	1	1	0-0	0	0	0	0	0	0	0	0	0	0	0	0	0.0	0.0
2023-24	ND	2	0	0	0	0-0	0	0	0	0	0	0	0	0	0	0	0	0	0.0	0.0
2024-25	ND	5	0	0	0	0-0	0	0	0	0	0	0	0	0	0	0	0	0	0.0	0.0
<b>TOTAL</b>	<b>20</b>	<b>0</b>	<b>1</b>	<b>1</b>	<b>0-0</b>	<b>0</b>	<b>0</b>	<b>0</b>	<b>0</b>	<b>0</b>	<b>0</b>	<b>0</b>	<b>0</b>	<b>0</b>	<b>0</b>	<b>0</b>	<b>0</b>	<b>0.0</b>	<b>0.0</b>	

**Single Game Highs**

Statistic	Value	
Field Goals Made	1	vs Georgia Tech 10/19/24, vs Navy 10/26/24
Longest Field Goal Made	42	vs Georgia Tech 10/19/24
Total Tackles	1	vs South Carolina 12/30/22



**93**  
**QUENTIN AUTRY**

DL • 6-4, 287 lbs • Graduate Student/Senior  
Millston, NJ (Notre Dame/Columbia)

**Tackles**

SEASON	TEAM	GP	Tackles								Interceptions			Receptions						
			ua	a	total	tfl	pbu	ff	fr	blk	sacks	int	rec	yds	td	lg	rec/g	yds/r	yds/g	
2022-23	CU	8	0	7	7	0-0	0	0	0	0	0	0	0	0	0	0	0	0	0.0	0.0
2023-24	CU	10	10	8	18	1.5-12	2	0	1	0	1	0	0	0	0	0	0	0	0.0	0.0
<b>TOTAL FOR ND</b>	<b>0</b>	<b>0</b>	<b>0</b>	<b>0</b>	<b>0</b>	<b>0-0</b>	<b>0</b>	<b>0</b>	<b>0</b>	<b>0</b>	<b>0</b>	<b>0</b>	<b>0</b>	<b>0</b>	<b>0</b>	<b>0</b>	<b>0</b>	<b>0.0</b>	<b>0.0</b>	
<b>TOTAL</b>	<b>18</b>	<b>10</b>	<b>15</b>	<b>25</b>	<b>1.5-12</b>	<b>2</b>	<b>0</b>	<b>1</b>	<b>0</b>	<b>1</b>	<b>0</b>	<b>0</b>	<b>0</b>	<b>0</b>	<b>0</b>	<b>0</b>	<b>0</b>	<b>0.0</b>	<b>0.0</b>	

**Single Game Highs**

Statistic	Value	
Total Tackles	7	vs Penn 10/14/23
Total Sacks	1	vs Marist 10/07/23
Total Tackles For Loss	1	vs Marist 10/07/23





**97**  
**GABRIEL RUBIO**

DL • 6-5, 316 lbs • Senior/Junior  
St. Louis, MO (Lutheran St. Charles)

**Tackles**

SEASON	TEAM	GP	Tackles								Interceptions			Receptions				
			ua	a	total	tfl	pbu	ff	fr	blk	sacks	int	rec	yds	td	lg	rec/g	yds/r
2021-22	ND	1	0	1	1	0-0	0	0	0	0	0	0	0	0	0	0.0	0.0	0.0
2022-23	ND	12	6	11	17	4-9	0	0	0	0	0	0	0	0	0.0	0.0	0.0	
2023-24	ND	9	4	7	11	0-0	1	1	0	0	0	0	0	0	0.0	0.0	0.0	
2024-25	ND	10	10	12	22	2.5-11	1	0	0	0	1	0	0	0	0.0	0.0	0.0	
<b>TOTAL</b>		<b>32</b>	<b>20</b>	<b>31</b>	<b>51</b>	<b>6.5-20</b>	<b>2</b>	<b>1</b>	<b>0</b>	<b>0</b>	<b>1</b>	<b>0</b>	<b>0</b>	<b>0</b>	<b>0.0</b>	<b>0.0</b>	<b>0.0</b>	

**Single Game Highs**

Statistic	Value	
Total Tackles	7	vs Stanford 10/15/22
Total Sacks	1	at Southern California 11/30/24
Total Tackles For Loss	1	5 times



**98**  
**DEVAN HOUSTAN**

DL • 6-4, 297 lbs • Sophomore/Freshman  
Mississauga, Ontario, Canada (St. James School)

**Tackles**

SEASON	TEAM	GP	Tackles								Interceptions			Receptions			
			ua	a	total	tfl	pbu	ff	fr	blk	sacks	int	rec	yds	td	lg	rec/g
2023-24	ND	1	1	0	1	0-0	0	0	0	0	0	0	0	0	0.0	0.0	0.0
2024-25	ND	2	1	0	1	0-0	0	0	0	0	0	0	0	0	0.0	0.0	0.0
<b>TOTAL</b>		<b>3</b>	<b>2</b>	<b>0</b>	<b>2</b>	<b>0-0</b>	<b>0</b>	<b>0</b>	<b>0</b>	<b>0</b>	<b>0</b>	<b>0</b>	<b>0</b>	<b>0</b>	<b>0.0</b>	<b>0.0</b>	<b>0.0</b>

**Single Game Highs**

Statistic	Value	
Total Tackles	1	vs Wake Forest 11/18/23, vs Virginia 11/16/24



**98**  
**MITCH JETER**

K • 5-11, 195 lbs • Graduate Student/\*Senior  
Salisbury, NC (Cannon School/South Carolina)

**Scoring and Total Offense**

SEASON	TEAM	gp	Scoring										Total Offense			
			td	rush	rcv	ret	pat	2pat	fg	total	avg/g	rush	pass	total	avg/g	
2020-21	SC	9	0	0	0	0	0	0	0	0	0	0.0	0	0	0	0.0
2021-22	SC	12	0	0	0	0	2	0	0	2	0.2	0	0	0	0.0	
2022-23	SC	13	0	0	0	0	42	0	11	75	5.8	0	0	0	0.0	
2023-24	SC	12	0	0	0	0	33	0	12	69	5.8	0	0	0	0.0	
2024-25	ND	13	0	0	0	0	53	0	13	92	7.1	0	0	0	0.0	
<b>TOTAL FOR ND</b>		<b>13</b>	<b>0</b>	<b>0</b>	<b>0</b>	<b>0</b>	<b>53</b>	<b>0</b>	<b>13</b>	<b>92</b>	<b>7.1</b>	<b>0</b>	<b>0</b>	<b>0</b>	<b>0.0</b>	
<b>TOTAL</b>		<b>59</b>	<b>0</b>	<b>0</b>	<b>0</b>	<b>0</b>	<b>130</b>	<b>0</b>	<b>36</b>	<b>238</b>	<b>4.0</b>	<b>0</b>	<b>0</b>	<b>0</b>	<b>0.0</b>	

**Punting and All Purpose**

SEASON	TEAM	gp	Punting				All Purpose							
			no.	yds	lg	avg/g	rush	rcv	pr	kr	lr	total	avg/g	
2020-21	SC	9	0	0	0	0.0	0	0	0	0	0	0	0	0.0
2021-22	SC	12	0	0	0	0.0	0	0	0	0	0	0	0	0.0
2022-23	SC	13	0	0	0	0.0	0	0	0	0	0	0	0	0.0
2023-24	SC	12	0	0	0	0.0	0	0	0	0	0	0	0	0.0
2024-25	ND	13	0	0	0	0.0	0	0	0	0	0	0	0	0.0
<b>TOTAL FOR ND</b>		<b>13</b>	<b>0</b>	<b>0</b>	<b>0</b>	<b>0.0</b>	<b>0</b>	<b>0</b>	<b>0</b>	<b>0</b>	<b>0</b>	<b>0</b>	<b>0</b>	<b>0.0</b>
<b>TOTAL</b>		<b>59</b>	<b>0</b>	<b>0</b>	<b>0</b>	<b>0.0</b>	<b>0</b>	<b>0</b>	<b>0</b>	<b>0</b>	<b>0</b>	<b>0</b>	<b>0</b>	<b>0.0</b>

**Kickoffs**

Player	no.	yds	avg	tb	ob	retn	net	ydln
Mitch Jeter	39	2485	63.7	26	0			

**Tackles**

SEASON	TEAM	GP	Tackles								Interceptions			Receptions				
			ua	a	total	tfl	pbu	ff	fr	blk	sacks	int	rec	yds	td	lg	rec/g	yds/r
2020-21	SC	9	0	0	0	0-0	0	0	0	0	0	0	0	0	0	0.0	0.0	0.0
2021-22	SC	12	2	0	2	0-0	0	0	0	0	0	0	0	0	0.0	0.0	0.0	
2022-23	SC	13	0	1	1	0-0	0	0	0	0	0	0	0	0	0.0	0.0	0.0	
2023-24	SC	12	1	2	3	0-0	0	0	0	0	0	0	0	0	0.0	0.0	0.0	
2024-25	ND	13	1	1	2	0-0	0	0	0	0	0	0	0	0	0.0	0.0	0.0	
<b>TOTAL FOR ND</b>		<b>13</b>	<b>1</b>	<b>1</b>	<b>2</b>	<b>0-0</b>	<b>0</b>	<b>0</b>	<b>0</b>	<b>0</b>	<b>0</b>	<b>0</b>	<b>0</b>	<b>0</b>	<b>0.0</b>	<b>0.0</b>	<b>0.0</b>	
<b>TOTAL</b>		<b>59</b>	<b>4</b>	<b>4</b>	<b>8</b>	<b>0-0</b>	<b>0</b>	<b>0</b>	<b>0</b>	<b>0</b>	<b>0</b>	<b>0</b>	<b>0</b>	<b>0</b>	<b>0.0</b>	<b>0.0</b>	<b>0.0</b>	

**Single Game Highs**

Statistic	Value	
Field Goals Made	4	at Missouri 10/21/23
Longest Field Goal Made	53	vs Georgia St. 09/03/22
Total Tackles	1	8 times



**99**  
**RYLIE MILLS**

DL • 6-5, 295 lbs • Graduate Student/\*Senior  
Lake Bluff, IL (Lake Forest)

**Tackles**

SEASON	TEAM	GP	Tackles								Interceptions		Receptions					
			ua	a	total	tfl	pbu	ff	fr	blk	sacks	int	rec	yds	td	lg	rec/g	yds/r
2020-21	ND	10	2	5	7	2-8	0	0	0	0	0.5	0	0	0	0	0.0	0.0	0.0
2021-22	ND	13	8	8	16	3-20	0	0	0	0	3	0	0	0	0	0.0	0.0	0.0
2022-23	ND	13	8	16	24	6-31	0	0	0	0	3.5	0	0	0	0	0.0	0.0	0.0
2023-24	ND	13	22	25	47	5.5-29	0	2	0	0	2.5	0	0	0	0	0.0	0.0	0.0
2024-25	ND	13	19	18	37	8.5-60	0	0	0	0	7.5	0	0	0	0	0.0	0.0	0.0
<b>TOTAL</b>		<b>62</b>	<b>59</b>	<b>72</b>	<b>131</b>	<b>25-148</b>	<b>0</b>	<b>0</b>	<b>2</b>	<b>0</b>	<b>17</b>	<b>0</b>	<b>0</b>	<b>0</b>	<b>0</b>	<b>0.0</b>	<b>0.0</b>	<b>0.0</b>

**Single Game Highs**

Statistic	Value	
Total Tackles	8	at Clemson 11/04/23
Total Sacks	3	vs Florida St. 11/09/24
Total Tackles For Loss	3	vs Florida St. 11/09/24

**SCORING - SEASON TEAM RECORDS**

**POINTS SCORED**

	Points	Pts/Game	Season	Games	Final Record
<b>1.</b>	<b>555</b>	<b>37.0</b>	<b>2024</b>	<b>15</b>	<b>14-1</b>
2	509	39.2	2023	13	10-3
	478	36.8	2019	13	11-2
4.	458	35.2	2021	13	11-2
5.	445	34.2	2017	13	10-3
	445	34.2	2015	13	10-3

**POINTS PER GAME**

	Pts/Game	Points	Season	Games	Final Record
1.	55.6	389	1912	7	7-0
2.	39.2	509	2023	13	10-3
3.	38.3	268	1913	7	7-0
4.	37.6	376	1968	10	7-2-1
5.	37.2	409	1992	11	9-1-1
<b>6.</b>	<b>37.0</b>	<b>555</b>	<b>2024</b>	<b>15</b>	<b>14-1</b>
	37	407	1996	11	8-3
8.	36.8	478	2019	13	11-2

**RUSHING - SEASON TEAM RECORDS**

**RUSHING YARDS** (since 1939)

	Rush Yards	Season	Games	Final Record
1.	3503	2017	13	10-3
2.	3502	1973	10	10-0
3.	3452	1989	12	11-1
4.	3229	1991	12	9-3
5.	3194	1948	10	9-0-1
<b>6.</b>	<b>3162</b>	<b>2024</b>	<b>15</b>	<b>14-1</b>
7.	3137	1943	10	9-1
8.	3119	1974	11	9-2

**RUSHING YARDS PER ATTEMPT** (min 5.0, since 1939)

	Yards Per Att	Season	Games	Final Record
1.	6.2665	2017	13	10-3
<b>2.</b>	<b>5.8</b>	<b>2024</b>	<b>15</b>	<b>14-1</b>
3.	5.7	1992	11	9-1-1
4.	5.6	2015	13	10-3
5.	5.5	1991	12	9-3

**RUSHING TOUCHDOWNS** (since 1950)

	Rush TDs	Season	Games	Final Record
<b>1.</b>	<b>44</b>	<b>2024</b>	<b>15</b>	<b>14-1</b>
2.	42	1989	12	11-1
3.	38	1968	10	7-2-1
4.	37	1991	12	9-3
5.	36	1993	11	10-1

**PASSING - SEASON TEAM RECORDS**

**PASS COMPLETION PERCENTAGE** (min 60.0, since 1939)

	Pass Comp %	Season	Games	Final Record
1.	67.3	2009	12	6-6
2.	66.8	2012	13	12-1
<b>3.</b>	<b>66.3</b>	<b>2024</b>	<b>15</b>	<b>14-1</b>
4.	64.8	2005	12	9-3
5.	64.7	2023	13	10-3

**TOTAL YARDS - SEASON TEAM RECORDS**

**YARDS PER PLAY** (since 1967)

	Yards Per Play	Season	Games	Final Record
1.	7.017	2015	13	10-3
2.	6.954	2023	13	10-3
3.	6.586	1991	12	9-3
4.	6.403	1992	11	9-1-1
5.	6.398	2017	13	10-3
6.	6.392	2009	12	6-6
<b>7.</b>	<b>6.36</b>	<b>2024</b>	<b>15</b>	<b>14-1</b>
8.	6.333	1993	11	10-1
9.	6.330	2019	13	11-2

**TOTAL PLAYS** (min 870, since 1966)

	Total Plays	Season	Games	Final Record
<b>1.</b>	<b>955</b>	<b>2024</b>	<b>15</b>	<b>14-1</b>
2.	954	2018	13	11-2
3.	947	2014	13	8-5
4.	945	2005	12	9-3
5.	927	1970	10	9-1

**SPECIAL TEAMS - SEASON TEAM RECORDS**

**PUNT NET AVERAGE** (since 1998)

	Punt Net	Punts	Yards	Year	Games	Final Record
1.	41.3	43	1839	2020	12	10-2
2.	41.2	58	2502	2021	13	11-2
3.	39.9	49	2151	2012	13	12-1
<b>4.</b>	<b>39.8</b>	<b>48</b>	<b>1994</b>	<b>2024</b>	<b>15</b>	<b>14-1</b>
5.	38.6	53	2161	2012	13	12-1

**PAT KICKS** (since 1939)

	PAT Made	PAT Att	Pct	Year	Games	Final Record
<b>1.</b>	<b>72</b>	<b>73</b>	<b>99</b>	<b>2024</b>	<b>15</b>	<b>14-1</b>
2.	64	65	98	2023	13	10-3
3.	61	61	100	2019	13	11-2
4.	55	55	100	2017	13	10-3
5.	54	55	98	2021	13	11-2
	54	57	95	2005	12	9-3

**TOTAL TOUCHDOWNS - SEASON TEAM RECORDS**

**TOTAL TOUCHDOWNS SCORED** (since 1949)

	Total TDs	Year	Games	Final Record
<b>1.</b>	<b>73</b>	<b>2024</b>	<b>15</b>	<b>14-1</b>
2.	66	2023	13	10-3
3.	61	2019	13	11-2
4.	59	1991	12	9-3
5.	58	2015	12	9-3

**SACKS** (since 1992)

	Sacks	Season	Games	Final Record
1.	41.5	1996	11	8-3
2.	41	2021	13	11-2
3.	39	2003	12	5-7
<b>4.</b>	<b>38</b>	<b>2024</b>	<b>15</b>	<b>14-1</b>
	38	2022	13	9-4
6.	37	2002	13	10-3

**CONVERSIONS - SEASON TEAM RECORDS**

**4TH DOWN CONVERSIONS** (min 60.0, since 1986)

	4th Conv %	4th Conv	4th Conv Att	Year	Games	Final Record
1.	100	6	6	2011	13	8-5
<b>2.</b>	<b>73.0</b>	<b>19</b>	<b>26</b>	<b>2024</b>	<b>14</b>	<b>13-1</b>
3.	68.7	11	16	1994	12	6-5-1
4.	68.0	17	25	2019	13	11-2
5.	66.7	10	15	1992	11	9-1-1

**RED ZONE TOUCHDOWNS** (min 60.0, since 1998)

	Red Zone TD %	Red Zone TDs	Red Zone Chances	Year	Games	Final Record
1.	75.5	37	49	2006	13	10-3
<b>2.</b>	<b>72.4</b>	<b>42</b>	<b>58</b>	<b>2024</b>	<b>15</b>	<b>14-1</b>
3.	72.2	39	54	2023	13	10-3
4.	70.0	35	50	2022	13	9-4
5.	69.1	38	55	2005	12	9-3

**PASSING - OPPONENT SEASON TEAM LOWS**

**PASSING YARDS PER GAME** (since 1990)

	Pass Yards/Game	Season	Games	Final Record
1.	150.6	1996	11	8-3
2.	157.3	2023	13	10-3
3.	161.6	2007	12	3-9
<b>4.</b>	<b>165.3</b>	<b>2024</b>	<b>15</b>	<b>14-1</b>
5.	168.5	2019	13	11-2

**TOTAL YARDS - OPPONENT SEASON TEAM LOWS**

**TOTAL YARDS PER GAME** (since 1990)

	Yards/Game	Season	Games	Final Record
1.	270.0	1996	11	8-3
2.	276.3	2023	13	10-3
<b>3.</b>	<b>298.3</b>	<b>2024</b>	<b>15</b>	<b>14-1</b>
4.	300.0	2002	13	10-3
5.	304.9	2001	11	5-6

**YARDS PER PLAY** (since 1990)

	Yards/Play	Season	Games	Final Record
1.	4.38	2002	13	10-3
2.	4.44	2023	13	10-3
<b>3.</b>	<b>4.59</b>	<b>2024</b>	<b>14</b>	<b>13-1</b>
4.	4.58	1992	11	9-1-1
5.	4.63	1993	11	10-1

**SPECIAL TEAMS - OPPONENT SEASON TEAM LOWS**

**KICK RETURN AVERAGE** (since 1966)

	Kick Ret Avg	Kick Ret	Yards	Year	Games	Final Record
<b>1.</b>	<b>15.9</b>	<b>37</b>	<b>587</b>	<b>2024</b>	<b>15</b>	<b>14-1</b>
2.	16.47	59	972	2008	13	7-6
3.	16.51	57	941	1969	10	8-1-1
4.	16.76	42	704	1976	11	8-3
5.	16.78	36	604	1984	11	6-5

**PUNT RETURN AVERAGE** (since 1966)

	Punt Ret Avg	Punt Ret	Yards	Year	Games	Final Record
1.	3.67	12	44	2020	12	10-2
2.	3.89	18	70	2019	13	11-2
3.	4.04	24	97	1971	10	8-2
<b>4.</b>	<b>4.52</b>	<b>19</b>	<b>86</b>	<b>2024</b>	<b>15</b>	<b>14-1</b>
5.	4.53	19	86	1972	10	8-2
6.	4.73	33	156	2000	11	9-2

**PASSES BROKEN UP** (since 1983)

	PBU	Season	Games	Final Record
1.	64	2018	13	12-1
<b>2.</b>	<b>61</b>	<b>2024</b>	<b>14</b>	<b>13-1</b>
3.	56	1989	13	12-1
	56	1988	12	12-0
5.	53	2008	13	7-6

**TOTAL FIRST DOWNS** (min 280, since 1963)

	First Downs	Season	Games	Final Record
1.	314	2005	12	9-3
2.	309	2014	13	8-5
<b>3.</b>	<b>307</b>	<b>2024</b>	<b>15</b>	<b>14-1</b>
4.	306	2011	13	8-5
5.	304	2018	13	12-1

**RUSHING - SEASON RECORDS**

**RUSHING YARDS** (min. 1,000 yards)

	Total Yards	Attempts	Games	Average	Player	Season
1.	1,437	301	11	4.8	Vagas Ferguson	1979
2.	1,430	206	13	6.9	Josh Adams	2017
3.	1,394	252	11	5.5	Allen Pinkett	1983
4.	1,343	167	11	8.0	Reggie Brooks	1992
5.	1,341	210	12	6.4	Audric Estimé	2023
6.	1,268	229	12	5.5	Julius Jones	2003
	1,268	264	12	4.8	Autry Denson	1997
8.	1,267	255	13	5.0	Darius Walker	2006
9.	1,196	253	12	4.7	Darius Walker	2005
10.	1,192	211	11	5.6	Vagas Ferguson	1978
11.	1,179	202	11	5.8	Autry Denson	1996
12.	1,176	251	11	4.7	Autry Denson	1998
13.	1,125	211	12	5.3	Kyren Williams	2020
<b>14.</b>	<b>1,122</b>	<b>159</b>	<b>14</b>	<b>7.1</b>	<b>Jeremiah Love</b>	<b>2024</b>
15.	1,105	275	11	4.0	Allen Pinkett	1984
16.	1,102	217	13	5.1	Cierre Wood	2011
17.	1,100	255	11	4.3	Allen Pinkett	1985
18.	1,085	261	13	4.2	Ryan Grant	2002
19.	1,058	233	11	4.5	Al Hunter	1976
20.	1,044	164	11	6.4	Lee Becton	1993
21.	1,002	204	12	4.9	Kyren Williams	2021

**QUARTERBACK RUSHING YARDS**

	Total Yards	Attempts	Games	Average	Player	Season
1.	884	174	13	5.1	Tony Rice	1989
<b>2.</b>	<b>866</b>	<b>167</b>	<b>15</b>	<b>5.2</b>	<b>Riley Leonard</b>	<b>2024</b>
3.	803	141	13	5.7	Brandon Wimbush	2017
4.	700	121	12	5.8	Tony Rice	1988
5.	666	156	11	4.3	Carlyle Holiday	2001

**RUSHING YARDS/ATTEMPT** (min. 100 attempts)

	Yds/Attempt	Attempts	Total Yards	Player	Season
1.	8.11	102	827	George Gipp	1920
2.	8.04	167	1,343	Reggie Brooks	1992
3.	7.52	92	692	John Panelli	1948
4.	7.48	124	927	Marchy Schwartz	1930
5.	7.14	117	835	Josh Adams	2015
6.	7.13	107	763	Don Miller	1924
<b>7.</b>	<b>7.05</b>	<b>159</b>	<b>1,122</b>	<b>Jeremiah Love</b>	<b>2024</b>
8.	6.942	206	1,430	Josh Adams	2017
9.	6.939	114	791	Jonas Gray	2011
10.	6.87	106	729	George Gipp	1919

**RUSHING TOUCHDOWNS**

	TDs	Player	Season
1.	18	Audric Estimé	2023
<b>2.</b>	<b>17</b>	<b>Jeremiah Love</b>	<b>2024</b>
	17	Allen Pinkett	1984
	17	Vagas Ferguson	1979
<b>5.</b>	<b>16</b>	<b>Riley Leonard</b>	<b>2024</b>
	16	Jerome Bettis	1991
	16	Allen Pinkett	1983
	16	Bill Downs	1905
9.	15	Autry Denson	1998
10.	14	Brandon Wimbush	2017
	14	Bob Gladieux	1968
11.	11	Audric Estimé	2022

**QUARTERBACK RUSHING TOUCHDOWNS** (since 1940)

	TDs	Player	Season
<b>1.</b>	<b>16</b>	<b>Riley Leonard</b>	<b>2024</b>
2.	14	Brandon Wimbush	2017
3.	10	DeShone Kizer	2015
4.	9	Ian Book	2020
	9	Rick Mirer	1991
	9	Tony Rice	1988

**QUARTERBACK CAREER RUSHING TOUCHDOWNS**

	TDs	Player	Seasons
1.	23	Tony Rice	1987-89
2.	18	DeShone Kizer	2015-16
3.	17	Ian Book	2016-20
	17	Rick Mirer	1989-92
<b>5.</b>	<b>16</b>	<b>Riley Leonard</b>	<b>2024</b>
	16	Brandon Wimbush	2015-18
	16	Terry Hanratty	1966-68
	16	Joe Theismann	1968-70
9.	15	Paul Hornung	1954-56
10.	14	Joe Montana	1975, 1977-78
	14	Everett Golson	2012, 2014

**PASSING - SEASON RECORDS**

**COMPLETION PERCENTAGE** (min. 100 attempts)

	Pct	Att	Comp	Player	Season
1.	68.2	314	214	Ian Book	2018
2.	68.0	425	289	Jimmy Clausen	2009
<b>3.</b>	<b>66.4</b>	<b>372</b>	<b>247</b>	<b>Riley Leonard</b>	<b>2024</b>
4.	65.54	386	253	Jack Coan	2021
5.	65.45	411	269	Tommy Rees	2011



**SCORING - SEASON RECORDS**

**POINTS RESPONSIBLE FOR**

	Pts	Player	Details	Season
1.	234	Brady Quinn	2 rush TDs, 37 pass TDs	2006
2.	228	Ian Book	4 rush TDs, 34 pass TDs	2019
3.	226	Everett Golson	8 rush TDs, 29 pass TDs, 2 two-pt conv.	2014
<b>4.</b>	<b>210</b>	<b>Riley Leonard</b>	<b>16 rush TDs, 19 pass TDs</b>	<b>2024</b>
5.	204	DeShone Kizer	8 rush TDs, 26 pass TDs	2016
6.	198	Brady Quinn	1 rush TD, 32 pass TDs	2005

**POINTS RESPONSIBLE FOR/GAME**

	Average	Total Points	Games	Player	Season
1.	18.0	234	13	Brady Quinn	2006
2.	17.5	228	13	Ian Book	2019
3.	17.4	226	13	Everett Golson	2014
4.	16.8	202	12	DeShone Kizer	2016
5.	16.5	198	12	Brady Quinn	2005
6.	15.5	186	12	Jimmy Clausen	2009
7.	15.2	188	13	Brandon Wimbush	2017
8.	14.5	188	13	DeShone Kizer	2015
<b>9.</b>	<b>14.0</b>	<b>210</b>	<b>15</b>	<b>Riley Leonard</b>	<b>2024</b>
10.	13.5	162	12	Rick Mirer	1992

**POINTS SCORED**

	Points	TDs	Other	Player	Season
1.	120	20	—	Jerome Bettis	1991
<b>2.</b>	<b>114</b>	<b>19</b>	—	<b>Jeremiyah Love</b>	<b>2024</b>
3.	110	18	2 (2 pt conv)	Allen Pinkett	1983
4.	108	18	—	Audric Estimé	2023
	108	57 (PATs)	17 (FGs)	Jonathan Doerer	2019
	108	18	—	Golden Tate	2009
	108	18	—	Allen Pinkett	1984
8.	106	61 (PATs)	15 (FGs)	Spencer Shrader	2023

**TOUCHDOWNS**

	TDs	Player	Season
1.	20	Jerome Bettis	1991
<b>2.</b>	<b>19</b>	<b>Jeremiyah Love</b>	<b>2024</b>
3.	18	Audric Estimé	2023
	18	Golden Tate	2009
	18	Allen Pinkett	1984
	18	Allen Pinkett	1983
7.	17	Kyren Williams	2021
	17	Vegas Ferguson	1979
9.	16	Bill Downs	1905

**INTERCEPTIONS - SEASON RECORDS**

**INTERCEPTION RETURN YARDS**

	Yds	Player	Season
1.	197	Nick Rassas	1965
2.	153	Julian Love	2017
3.	151	Frank Carideo	1929
<b>4.</b>	<b>136</b>	<b>Xavier Watts</b>	<b>2024</b>
	136	Tom Zbikowski	2005
	136	Steve Lawrence	1985
7.	135	Luther Bradley	1975

**INTERCEPTIONS - CAREER RECORDS**

**INTERCEPTIONS**

	INTs	Player	Seasons
1.	17	Luther Bradley	1973-77
2.	15	Tom MacDonald	1961-63
<b>3.</b>	<b>13</b>	<b>Xavier Watts</b>	<b>2020-24</b>
	13	Joe Restic	1975-78
	13	Mike Townsend	1971-73
	13	Clarence Ellis	1969-71
	13	Ralph Stepaniak	1969-71
	13	John Lattner	1951-53
	12	Dave Duerson	1979-82
10.	11	Shane Walton	2000-02
	11	Todd Lyght	1987-90
	11	Tom Schoen	1965-67
	11	Tony Carey	1964-65

**INTERCEPTION RETURN YARDS**

	Yds	Player	Seasons
<b>1.</b>	<b>273</b>	<b>Xavier Watts</b>	<b>2020-24</b>
2.	256	Dave Duerson	1979-82
3.	226	Tom Schoen	1965-67
4.	220	Nick Rassas	1963-65
5.	218	Luther Bradley	1973-77

**TACKLES SEASON RECORDS**

**FRESHMAN TACKLES**

	Tackles	Player	Season
1.	82	Bob Golic	1975
2.	68	Ross Browner	1973
3.	67	Jaylon Smith	2013
4.	63	Manti Te'o	2009
5.	62	Mike Kovaleski	1983
6.	58	KeiVarae Russell	2012
7.	57	Randy Harrison	1974
<b>8.</b>	<b>56</b>	<b>Jaiden Ausberry</b>	<b>2024</b>
9.	50	Grant Irons	1997

10.	47	Nyles Morgan	2014
	47	Kory Minor	1995
	47	Steve Niehaus	1972

7.	2	22 players, Most Recent	
	2	Jason Onye	2023

**TACKLES- CAREER RECORDS**

**TACKLES** (min. 200)

	Tackles	Player	Pos	Seasons
1.	521	Bob Crable	LB	1978-81
2.	479	Bob Golic	LB	1975-78
3.	437	Manti Te'o	LB	2009-12
4.	398	Steve Heimkreiter	LB	1975-78
5.	369	Bob Olson	LB	1967-69
6.	361	Tony Furjanic	LB	1982-85
7.	353	Mike Kovaleski	LB	1983-86
8.	340	Ross Browner	DL	1973, 1975-77
9.	332	Mark Zavagnin	LB	1979-82
10.	314	Te'von Coney	LB	2015-18
11.	309	Harrison Smith	S/LB	2008-11
12.	306	Maurice Crum	LB	2005-08
13.	300	Tom Zbikowski	S	2004-07
14.	297	Brandon Hoyte	LB	2002-05
15.	295	Greg Collins	LB	1972-74
16.	294	Courtney Watson	LB	2000-03
17.	293	Jaylon Smith	LB	2013-15
18.	292	Drue Tranquill	LB/S	2014-17
19.	290	Steve Neihaus	DL	1972-75
20.	277	Ned Bolcar	LB	1986-89
<b>21.</b>	<b>270</b>	<b>Jack Kiser</b>	<b>LB</b>	<b>2019-24</b>
22.	269	Demetrius DuBose	LB	1989-92
23.	267	Jeff Weston	DL	1974-78
24.	266	JD Bertrand	LB	2020-23
25.	263	Mike Calhoun	DL	1975-78
26.	258	Greg Marx	DT	1970-72
	258	Jim Carroll	LB	1962-64
28.	255	Jim Lynch	LB	1964-66
29.	254	Doug Becker	LB	1974-77
30.	253	Drew Mahalic	LB	1972-74
31.	250	Nyles Morgan	LB	2014-17

**BLOCKED KICKS - SEASON RECORDS**

	BK	Player	Season
1.	4	Derek Landri	2006
<b>2.</b>	<b>3</b>	<b>Bryce Young</b>	<b>2024</b>
	3	Chase Anastasio	2005
	3	Jerome Collins	2004
	3	David Givens	2000
	3	Bob Crable	1979



**POSTSEASON RECORD [24-21]**

**BOWL RECORD (23-21), CFP RECORD (3-2)**

Season	Bowl	Date	Opponent	Result	Score
1924	Rose	Jan. 1, 1925	Stanford	W	27-10
1969	Cotton	Jan. 1, 1970	Texas	L	17-21
1970	Cotton	Jan. 1, 1971	Texas	W	24-11
1972	Orange	Jan. 1, 1973	Nebraska	L	6-40
1973	Sugar	Dec. 31, 1973	Alabama	W	24-23
1974	Orange	Jan. 1, 1975	Alabama	W	13-11
1976	Gator	Dec. 27, 1976	Penn State	W	20-9
1977	Cotton	Jan. 2, 1978	Texas	W	38-10
1978	Cotton	Jan. 1, 1979	Houston	W	35-34
1980	Sugar	Jan. 1, 1981	Georgia	L	10-17
1983	Liberty	Dec. 29, 1983	Boston College	W	19-18
1984	Aloha	Dec. 29, 1984	SMU	L	20-27
1987	Cotton	Jan. 1, 1988	Texas A&M	L	10-35
1988	Fiesta	Jan. 2, 1989	West Virginia	W	34-21
1989	Orange	Jan. 1, 1990	Colorado	W	21-6
1990	Orange	Jan. 1, 1991	Colorado	L	9-10
1991	Sugar	Jan. 1, 1992	Florida	W	39-28
1992	Cotton	Jan. 1, 1993	Texas A&M	W	28-3
1993	Cotton	Jan. 1, 1994	Texas A&M	W	24-21
1994	Fiesta	Jan. 2, 1995	Colorado	L	24-41
1995	Orange	Jan. 1, 1996	Florida State	L	26-31
1997	Independence	Dec. 28, 1997	LSU	L	9-27
1998	Gator	Jan. 1, 1999	Georgia Tech	L	28-35
2000	Fiesta	Jan. 1, 2001	Oregon State	L	9-41
2002	Gator	Jan. 1, 2003	North Carolina State	L	6-28
2004	Insight	Dec. 28, 2004	Oregon State	L	21-38
2005	Fiesta	Jan. 2, 2006	Ohio State	L	20-34
2006	Sugar	Jan. 3, 2007	LSU	L	14-41
2008	Hawai'i	Dec. 24, 2008	Hawai'i	W	49-21
2010	Sun	Dec. 31, 2010	Miami (Fla.)	W	33-17
2011	Champs Sports	Dec. 29, 2011	Florida State	L	14-18
*2012	BCS Championship Game	Jan. 7, 2013	Alabama	L	14-42
*2013	Pinstripe	Dec. 28, 2013	Rutgers	W	29-16
2014	Music City	Dec. 30, 2014	LSU	W	31-28
2015	Fiesta	Jan. 1, 2016	Ohio State	L	28-44
2017	Citrus	Jan. 1, 2018	LSU	W	21-17
2018	CFP Semifinal/Cotton	Dec. 29, 2018	Clemson	L	3-30
2019	Camping World	Dec. 28, 2019	Iowa State	W	33-9
2020	CFP Semifinal/Rose	Jan. 1, 2021	Alabama	L	14-31
2021	Fiesta Bowl	Jan. 1, 2022	Oklahoma State	L	35-37
2022	Gator Bowl	Dec. 30, 2022	South Carolina	W	45-38
2023	Sun Bowl	Dec. 19, 2023	Oregon State	W	40-8
2024	CFP First Round	Dec. 20, 2024	Indiana	W	27-17
2024	CFP Quarterfinal - Sugar Bowl	Jan. 2, 2025	Georgia	W	23-10
2024	CFP Semifinal - Orange Bowl	Jan. 9, 2025	Penn State	W	27-24

\* Includes 21 victories and one loss from 2012 (12 wins, one loss) and 2013 (nine wins) seasons later vacated by NCAA discretionary penalty.

**1925 ROSE BOWL**

Notre Dame 27, Stanford 10      January 1, 1925

The first bowl game in Notre Dame football history, Knute Rockne led his team across the country with the famed Four Horsemen backfield to take on Pop Warner's Stanford squad led by Ernie Nevers. The game also marked Notre Dame's first trip to the West Coast, which would become a yearly tradition with the creation of the Southern Cal and Stanford football series.

Stanford turned the ball over eight times, which led directly to three Notre Dame touchdowns. Notre Dame's Elmer Layden scored three times, including a 70-yard interception return for a touchdown in the fourth quarter.

The victory earned Notre Dame its first consensus National Championship and the first of five national titles they would claim in bowl-game victories.

**1970 COTTON BOWL**

Texas 21, Notre Dame 17      January 1, 1970

Notre Dame returned to the post-season bowl scene for the first time in 45 years to take on defending national champion Texas. The Irish jumped out to a 10-0 lead in the contest, highlighted by a 54-yard touchdown pass from Joe Theismann to Tom Gatewood. Texas answered with two long scoring drives to take a 14-10 advantage with 10 minutes remaining.

Theismann drove the Irish 80 yards to take a 17-14 lead, but Texas answered with a 76-yard drive of their own, scoring on third down with just 68 seconds left.

The victory provided Texas its second consensus national title. The Irish jumped up in the final polls after the hard-fought battle, ending the season ranked fifth in the Associated Press ranking.

**1971 COTTON BOWL**

Notre Dame 24, Texas 11      January 1, 1971

The Irish and Longhorns met in a rematch of the 1970 Cotton Bowl with Texas looking for yet another national title. Notre Dame's lone loss of the season was a rain-soaked regular-season finale at Southern Cal on Thanksgiving weekend.

After an initial Texas field goal, Notre Dame ripped off 21 straight points and completely shut down the Longhorn wishbone attack. Texas would end up committing six turnovers in the game (five fumbles, one interception).

The victory ended a 30-game win streak for Texas and allowed Nebraska, ranked third entering the post season, to claim the national title with a 17-12 win over fifth-ranked LSU in the Orange Bowl. The Cornhuskers received 39 of 52 first-place votes, while Notre Dame received eight, Texas three and Arizona State two.

**1973 ORANGE BOWL**

Nebraska 40, Notre Dame 6      January 1, 1973

The first Orange Bowl appearance for Notre Dame was the third consecutive Orange Bowl for defending national champion Nebraska. The Cornhuskers rushed for 300 yards in the contest, led by Heisman Trophy winner Johnny Rodgers four touchdowns (three rushing, one receiving).

The Nebraska victory vaulted the Huskers to fourth in the final AP poll, while Notre Dame dropped to 14th.



**1973 SUGAR BOWL**

Notre Dame 24, Alabama 23 December 31, 1973

The first Sugar Bowl appearance for Notre Dame also marked the first meeting with Alabama on the gridiron. The historic clash developed into one of the most legendary college football post season games ever played. Before a 25.3 Nielson-rated audience, proving to be one of the most watched college football games ever, the Irish bested the Crimson Tide in dramatic fashion to claim the program's ninth Consensus National Championship.

Al Hunter's 93-yard kick return touchdown provided the Irish a 14-7 lead in the second quarter, followed by the teams trading touchdown drives in the third quarter. Alabama took a 23-21 lead on a trick play, but missed the point-after-touchdown which allowed Notre Dame to take a 24-23 lead on a Bob Thomas field goal with 4:26 remaining in the game.

Late in the game, Notre Dame found itself pinned on its own one-yard line with time running down and unwilling to punt the ball away and possibly give Alabama a short field for a game-winning drive. Irish head coach Ara Parseghian called a pass on third-and-long, with Tom Clements dropping back into his own end zone and connecting with seldom-used backup tight end Robin Weber for a first down that provided Notre Dame the ability to run out the clock.

Notre Dame finished first in the final AP poll with 33 of 60 first-place votes, followed by Oklahoma with 16 first-place nods and Ohio State with 11.

**1975 ORANGE BOWL**

Notre Dame 13, Alabama 11 January 1, 1975

In Ara Parseghian's last game as Notre Dame's head coach, the Irish knocked off No. 2 Alabama to spoil the 11-0 Crimson Tide's bid for a national title. The Irish entered the game 9-2 with losses to Purdue and Southern Cal, but took advantage of an early Alabama turnover to take a 7-0 lead. Notre Dame pushed the lead to 13-3 at halftime after a 17-play, 77-yard scoring drive.

Alabama closed the gap to two points with a touchdown and successful two-point conversion. The Crimson Tide was driving for a possible victory but Reggie Barnett intercepted a pass to seal the final victory of the Parseghian Era.

Notre Dame finished sixth in the final AP poll, with Alabama slipping down to fifth.

**1976 GATOR BOWL**

Notre Dame 20, Penn State 9 December 27, 1976

Notre Dame scored 20-straight points to earn its first non-January 1st bowl game victory, led by 102 yards rushing from Al Hunter. The third consecutive post-season victory for Notre Dame, it provided second-year head coach Dan Devine an 9-3 record and a final AP ranking of 12th. Joe Paterno's Nittany Lions ended the season 7-5.

**1978 COTTON BOWL**

Notre Dame 38, Texas 10 January 2, 1978

Notre Dame took down the final undefeated team in college football and dramatically vaulted itself to the 10th consensus national title in program history. An unrelenting defense forced five Longhorn turnovers that directly led to five Irish touchdowns and the Notre Dame backfield of Jerome Heavens and Vagas Ferguson both rushed for over 100 yards.

All of the bowl matchups on January 1 played out perfectly for the Irish to claim the national title. Fourth-ranked Michigan was upset by Washington and quarterback Warren Moon. Future Notre Dame head coach Lou Holtz's Arkansas squad shocked No. 2 Oklahoma 31-6 in the Orange Bowl. There were five teams with 11-1 records at the end of the season, but Notre Dame's impressive victory over Texas earned the Irish an AP title. The final voted ended at 37 1/3 for Notre Dame, 19 1/3 for Alabama and 5 1/3 for Arkansas.

**1979 COTTON BOWL**

Notre Dame 35, Houston 34 January 1, 1979

There are several legendary comeback victories in the Notre Dame football history books, but the 23-point rally during the coldest Cotton Bowl on record might be the greatest of all those efforts. Led by an ailing Joe Montana, who had to sip chicken soup at halftime to raise his body temperature, Notre Dame scored 23 unanswered points to shock Houston in the final seconds. A Montana to Kris Haines touchdown pass with no time on the clock tied the game, then Joe Unis' PAT (which he had to kick twice due to a false start penalty) earned the victory.

The Irish, who would finish the season with a 9-3 record, claimed a ranking of seventh in the final AP poll of 1978.

**1981 SUGAR BOWL**

Georgia 17, Notre Dame 10 January 1, 1981

Notre Dame handed Georgia two short fields with turnovers early in the game and the Bulldogs responded with two Herschel Walker touchdown runs. Georgia claimed its first national championship with the victory with Walker rushing 36 times for 150 yards.

Notre Dame finished the year 9-2-1 and ranked ninth in the final AP poll.

**1983 LIBERTY BOWL**

Notre Dame 19, Boston College 18 December 29, 1983

An up-and-down year for Gerry Faust and the Irish (who won five consecutive games, then lost the last three regular-season contests) ended with the first bowl appearance of the Faust era in Memphis, Tennessee.

The Eagles were led by future Heisman Trophy winner Doug Flutie, the Irish by tailback Allen Pinkett. A series of missed PATs by both teams led to the unusual score. Pinkett's two first half touchdown runs and a Blair Kiel to Alvin Miller scoring toss gave the Irish a 19-12 advantage at the half.

Boston College had the ball late in the game looking to take the lead, but the Irish defense held the Eagles on downs to secure the victory. The Irish remained unranked at the end of the year, while BC slipped from 12th entering bowl season to 20th in the final AP poll.

**1984 ALOHA BOWL**

SMU 27, Notre Dame 20 December 29, 1984

An Aloha-Bowl record crowd of 41,777 saw an Irish rally fall short in the game's final minutes. SMU built a 14-0 lead and Notre Dame responded with 10 points before a Mustang field goal provided them a 17-10 lead at the break.

Allen Pinkett would rush 24 times for 136 yards in the contest, but an SMU two-yard scoring run with six minutes left was too much for the Irish to overcome.

SMU would finish the season 10-2 and ranked 19th, while Notre Dame fell to 7-5 and unranked in the final AP poll.

**1988 COTTON BOWL**

Texas A&M 35, Notre Dame 10 January 1, 1988

Led by Heisman Trophy winning flanker Tim Brown, Notre Dame began the year 8-1 with victories over No. 9 Michigan, No. 17 Michigan State and No. 10 Alabama. A close loss at Penn State and a shut out set back at No. 2 Miami FL to end the season sent the Irish to the Cotton Bowl to face No. 8 Texas A&M.

While the final score indicates that the Aggies had control of the entire contest, two key turnovers in the first half by the Irish provided Texas A&M with their momentum. Led by Brown, Notre Dame scored on the first drive and held a 10-3 advantage in the second quarter. Notre Dame threw an interception in the end zone, which Texas A&M took advantage of to tie the game. On the next Irish possession, a fumble provided the Aggies with a short field and a successful two-point conversion gave Texas A&M a lead they would not relinquish.

A&M would finish 10th in the final rankings, while the Associated Press slotted the Irish at 17th after an 8-4 season.



**1989 FIESTA BOWL**

Notre Dame 34, West Virginia 21 January 2, 1989

The 11th Consensus National Championship was earned in Notre Dame's first Fiesta Bowl appearance. Both teams entered the game undefeated, with the Mountaineers ranked third behind Miami FL (who the Irish had defeated earlier in the regular season).

The Notre Dame pass rush had an immediate impact on the game, as WVU's quarterback Major Harris separated his shoulder on a hit early in the game. The Irish built a 10-0 lead with a field goal and a one-yard plunge from South Bend native Anthony Johnson. Tony Rice would connect with Raghib 'Rocket' Ismail for a 29-yard touchdown in the second quarter to provide a 23-6 lead for the Irish at halftime.

West Virginia would cut the lead to 26-13 in the third quarter, but Rice's jump-pass touchdown toss to Frank Jacobs in the fourth quarter sealed the victory for Notre Dame.

Notre Dame earned 58 1/2 of the 60 Associated Press final first-place votes to claim the national championship. West Virginia fell to fifth in the final poll.

**1990 ORANGE BOWL**

Notre Dame 21, Colorado 6 January 1, 1990

The Irish entered the post season of the 1989 season off their only loss in 23 games, 27-10 at Miami FL. Notre Dame matched up with top-ranked and undefeated Colorado.

A scoreless first half was forgotten in the third quarter, as the Irish built a 14-0 lead behind an Anthony Johnson two-yard run and a 35-yard scamper by Rocket Ismail.

Colorado answered with a Darian Hagan 39-yard run, but Johnson's second touchdown of the day, a seven-yard run, sealed the victory for Notre Dame.

The final AP poll of the season awarded the national title to Miami FL, by virtue of their head-to-head victory over Notre Dame. Both teams finished the season with one loss, the Hurricanes earning 38 first-place votes with the Irish at 19.

This precedent of awarding the national title to the winner of a head-to-head match up would be set aside at the end of the 1993 season.

**1991 ORANGE BOWL**

Colorado 10, Notre Dame 9 January 1, 1991

A rematch of the 1990 Orange Bowl, top-ranked Colorado just edged Notre Dame in a defensive battle with a controversial ending.

The one-point victory was decided on Notre Dame's lone touchdown of the game, when Craig Henrich's streak of 73 consecutive extra points ended on a blocked kick.

With 43 seconds remaining, Colorado punted the ball to one of the most dangerous kick returner in college football history, Heisman Trophy runner-up Rocket Ismail, who returned the kick for a stunning 92-yard scoring play. A borderline clipping penalty was called, however, and Colorado would claim a share of the 1990 national title with the one-point victory.

There were four teams in the running for the national title, which included two-loss teams Miami FL and Notre Dame. Colorado's win earned them the AP title, while Georgia Tech's 49-21 victory over No. 19 Nebraska earned them the UPI coaches title. The deciding vote in the UPI final poll was cast by Nebraska's Tom Osbourne.

**1992 SUGAR BOWL**

Notre Dame 39, Florida 28 January 1, 1992

Known today as the 'Cheerios Bowl,' Notre Dame shocked Florida with three rushing touchdowns from Jerome Bettis over a three-minute span in the fourth quarter to defeat the third-ranked Gators in one of Lou Holtz's finest coaching performances.

Motivated by a New Orleans waiter who teases Holtz with the statement "the difference between Notre Dame and Cheerios is that Cheerios belongs in a bowl" the Irish overcame four turnovers and 511 yards of offense from Florida to secure the win.

Notre Dame moved up from 18th to No. 13 in the final AP poll while Florida fell to seventh.

**1993 COTTON BOWL**

Notre Dame 28, Texas A&M 3 January 1, 1993

Notre Dame entered the contest ranked fifth in the country to face an undefeated Texas A&M team whose relatively weak schedule left them ranked fourth behind undefeated Miami FL, unblemished Alabama and one-loss Florida State.

The Irish offensive backfield of Jerome Bettis and Reggie Brooks — dubbed 'Thunder and Lightning' — dominated the Aggies with 290 rushing yards. Notre Dame at one point ran the ball 34 consecutive times in the second half while Texas A&M could manage just a single field goal against the Irish defense.

Notre Dame's victory moved them to fourth in the final AP poll, behind Miami FL, Florida State and Alabama, who defeated the Hurricanes to win the national title.

**1994 COTTON BOWL**

Notre Dame 24, Texas A&M 21 January 1, 1994

It was another bowl game rematch for the Irish, facing Texas A&M yet again in the Cotton Bowl. The Irish were coming off their lone set back of the season, a last-second loss to Boston College in the final game of the regular season after defeating No. 1 Florida State the week before.

The bowl committee decided to forgo a rematch between the Irish and Seminoles, instead matching Florida State up with Nebraska in the Orange Bowl.

Notre Dame struck first with a 19-yard Kevin McDougal run, but Texas A&M came back to take a 14-7 lead at halftime. The teams traded touchdowns back-and-forth in the third quarter to enter the final 15 minutes tied. A Kevin Pendergast 31-yard field goal proved to be the game winner for the Irish with 2:22 left. Lee Becton led all rushers in the game with 138 of Notre Dame's 206 rushing yards, his seventh-straight 100-yard rushing performance.

The bowl games fell Notre Dame's way to earn a share of the national title, with No. 3 West Virginia losing in the Sugar Bowl and Florida State just edging by No. 2 Nebraska 18-16. The precedent from the 1989 season (awarding the head-to-head victor of a No. 1 vs. No. 2 decision) was reversed this season, however, and Florida State received 46 first-place votes to claim the national title (Notre Dame finished second with 12 first-place votes).

**1995 FIESTA BOWL**

Colorado 41, Notre Dame 24 January 2, 1995

The final year of the College Football Bowl Coalition, an agreement between the SEC, Big 8, SWC, ACC, Big East and Notre Dame, found a 6-4-1 Irish team facing fourth-ranked and 10-1 Colorado in the Fiesta Bowl.

Led by Heisman Trophy winning running back Rashaan Salaam, Colorado built a 31-10 lead at halftime to finish the year 11-1 and third in the final AP ranking. The Irish remained unranked after the loss.

**1996 ORANGE BOWL**

Florida State 31, Notre Dame 26 January 1, 1996

In 1995 the Bowl Coalition gave way to the Bowl Alliance which matched up No. 6 Notre Dame against No. 8 Florida State in the final Orange Bowl game played at the original Orange Bowl Stadium. The Irish entered the contest without their starting quarterback, Ron Powlus, and their leading rusher, Randy Kinder.

Back-up quarterback Thomas Krug and outstanding wide out Derrick Mayes helped the Irish build a 12-point lead in the fourth quarter before a furious Seminole rally ripped off 17-straight points to earn the victory.

**1997 INDEPENDENCE BOWL**

LSU 27, Notre Dame 9 December 28, 1997

The first season of the Bob Davie era at Notre Dame ended with a rematch against LSU in the Independence Bowl. The Irish had earned their signature victory of the year with a 24-6 over No. 11 LSU on November 15 and entered the bowl game with a 7-5 mark. LSU was ranked 15th with an 8-3 record.

Notre Dame's defense earned it a 6-3 lead at halftime but LSU's Rondell Mealey took over the contest, rushing 34 times for 222 yards and two fourth-quarter touchdowns.

LSU ended up 13th in the final AP ranking of the season while the Irish remained unranked.





**1999 GATOR BOWL**

Georgia Tech 35, Notre Dame 28 January 1, 1999

The 1998 season saw the Fighting Irish run off eight consecutive wins after starting the season 1-1 and rise to as high as 10th in the country, before an injury to starting quarterback Jarious Jackson on a ill-fated intentional safety in the final home game of the regular season led to a season-ending shut out loss at Southern Cal.

Jackson returned for the bowl game match up with Georgia Tech and faced a 21-7 deficit at halftime. A Jackson rushing touchdown and Autry Denson scoring scamper pulled the Irish to within one after a blocked PAT. The Yellow Jackets answered with a long touchdown pass, but Notre Dame came right back with an 88-yard drive and two-point conversion to tie the game with just under 12 minutes left.

Georgia Tech's Dez White caught his second long touchdown pass with 7:56 left and Notre Dame's final three possessions failed to advance past their own 28-yard line.

**2001 FIESTA BOWL**

Oregon State 41, Notre Dame 9 January 1, 2001

Oregon State utilized a 29-point third quarter, keyed by two Notre Dame turnovers, to transform a 12-3 halftime advantage into a rout.

The Beavers finished the season fourth in the final AP ranking, with the Irish ending up at 15th.

**2003 GATOR BOWL**

NC State 28, Notre Dame 6 January 1, 2003

The first season of the Tyrone Willingham era ended in Jacksonville with a loss to Philip Rivers-led NC State. Notre Dame struck first in the game, but the Wolfpack scored three touchdowns in the second quarter to take control of the contest.

NC State rose up the ranks to 12th in the final AP poll of the season, while the Irish (who entered the game 11th) fell to 17th in the final ranking.

**2004 INSIGHT BOWL**

Oregon State 38, Notre Dame 21 December 28, 2004

Notre Dame accepted a bid to the 2004 Insight Bowl and then dismissed head coach Tyrone Willingham two days later. Defensive coordinator Kent Baer served as an interim coach for the bowl game.

The Irish were able to cut the lead to 10 points twice in the contest, but OSU's Derek Anderson tossed four touchdown passes and the Irish finished the season 6-6 and unranked.

**2006 FIESTA BOWL**

Ohio State 34, Notre Dame 20 January 2, 2006

The first year of the Charlie Weis era ended in a battle between fifth-ranked Notre Dame and fourth-ranked Ohio State in Sun Devil Stadium.

Notre Dame scored first on a Darius Walker run and Ohio State answered each Irish score with a long scoring play of their own, eventually putting up touchdowns on a 56-yard reception, 68-yard reverse and an 85-yard catch.

With five minutes left in the game, Walker scored his third rushing touchdown to bring the Irish within one score at 27-20. On third and five with time running out, Ohio State scored an insurance touchdown on another big play – a 60-yard run – to seal the victory.

Ohio State remained at No. 4 in the final rankings, while the Irish slipped to ninth with a final record of 9-3.

**2007 SUGAR BOWL**

LSU 41, Notre Dame 14 January 3, 2007

Winning eight of their final nine games, No. 11 Notre Dame earned a spot in the Sugar Bowl against No. 4 LSU. The 2007 Sugar Bowl game was a notable one, as it was the first Sugar Bowl held back in the New Orleans Superdome after the Hurricane Katrina disaster moved the 2006 edition to the Georgia Dome.

The game was close at halftime, with LSU holding a 21-14 advantage, but the Tigers would end up scoring 20 unanswered points in the second half to earn the victory. LSU moved up to third in the final AP poll, while the Irish fell to 17th.

**2008 HAWAII BOWL**

Notre Dame 49, Hawai'i 21 December 24, 2008

Notre Dame ended its nine-game bowl losing streak and the 2008 season with an complete effort in a run away victory over Hawaii. With head coach Charlie Weis calling plays from the coaches booth due to a knee injury, Jimmy Clausen enjoyed a record-setting day under enter. Clausen would finish the game connecting on 22 of 26 passes for 405 yards and five touchdowns. Golden Tate caught three of those scoring passes from 69, 18 and 40 yards out.

**2010 SUN BOWL**

Notre Dame 33, Miami (Fla.) 17 December 31, 2010

Brian Kelly became the first Notre Dame head coach to win a bowl game in his first season, recovering from a 1-3 start to the year to cap the year with four straight victories over Utah, Army, Southern Cal and Miami FL.

Tommy Rees threw for 201 yards and two touchdowns to Michael Floyd and future perennial all-pro safety Harrison Smith picked off a Notre Dame record-tying three passes.

**2011 CHAMPS SPORTS BOWL**

Florida State 18, Notre Dame 14 December 29, 2011

Notre Dame entered the game unranked and Florida State, who had entered the season with national championship hopes, was 25th in the AP poll. The Irish built a 14-0 lead, scoring the only touchdown of the first half on a Zeke Motta fumble return and the first score of the second half on a Michael Floyd touchdown reception.

Floyd was injured on the scoring play, however, and the Irish would fail to advance the ball in the end zone again. FSU rallied for 18 straight points and Notre Dame's final scoring chance with under three minutes remaining in the game was intercepted in the end zone, allowing the Seminoles to run out the clock.

FSU moved up two spots to 23rd in the final AP ranking of the season.

**2013 BCS NATIONAL CHAMPIONSHIP GAME**

Alabama 42, Notre Dame 14 January 7, 2013

Notre Dame's return to a national championship-level game, ranked number one in the nation with a 12-0 record, ran into a post-season veteran Alabama team that took immediate control of the game and never relented.

Alabama was a unanimous selection for the national title after the victory, while the Irish ended up fourth in the final AP ranking.

**2013 PINSTRIPE BOWL**

Notre Dame 29, Rutgers 16 December 28, 2013

Notre Dame returned to Yankee Stadium, after playing the first football game in the new venue for a Shamrock Series matchup with Army in 2010, to cap the 2013 season.

In his final game as a quarterback for Notre Dame, Tommy Rees threw for 319 yards and no interceptions, while Kyle Brindza connected on five of six field goals in the contest.

Notre Dame (9-4) moved up from 25th to 20th in the final AP ranking of the year.

**2014 MUSIC CITY BOWL**

Notre Dame 31, LSU 28 December 30, 2014

Decimated by injuries late in the season, Notre Dame would lose five of their last six regular season games to take a 7-5 record against 8-4 LSU in Nashville.

In a game full of strange moments (a unsuccessful LSU fake field goal just before halftime, a key blocked field goal by Notre Dame in the fourth quarter) and dominating performances (LSU's Leonard Fournette would rush for 144 yards on just 11 carries) Notre Dame made the key plays when it needed them at the end of the contest.

Notre Dame took possession of the ball with 5:41 remaining in the game and drove 71 yards in 14 plays to set up Kyle Brindza for a game-winning 32-yard field goal as time expired.



**2016 FIESTA BOWL**

Ohio State 44, Notre Dame 28 January 1, 2016

After two two-point losses on the road during the regular season and entering the final weekend with an outside shot at a College Football Playoff spot, Notre Dame returned to the Fiesta Bowl for a rematch of the 2006 season against Ohio State. The Irish were 10-2 and No. 8 entering the game, while the Buckeyes finished the year 11-1 and ranked seventh.

OSU's Ezekiel Elliott rushed for 149 yards and four touchdowns against an Irish defense that lost All-American and Butkus Award-winning linebacker Jaylon Smith to a devastating knee injury in the first quarter.

Will Fuller's 81-yard touchdown reception cut the Ohio State lead to 10 with 11 minutes left, but that was the last of the scoring in the game for the Irish as the Buckeyes rolled up 494 total yards of offense. Ohio State finished the year ranked fourth in the AP poll, while the Irish slipped down to 11th.

**2018 CITRUS BOWL**

Notre Dame 21, LSU 17 January 1, 2018

Forever to be known as the 'Miles Boykin' game, Notre Dame and LSU battled through a fourth quarter where the lead changed hands four times before Boykin's one-handed catch and run provided a game-winning 55-yard reception with under two minutes remaining. That pass was thrown by Ian Book, who began the game switching back-and-forth with starting quarterback Brandon Wimbush before finishing 14 of 19 for 164 yards and two touchdowns.

The Irish rose to 11th in the final AP ranking, while the Tigers finished the year ranked 18th.

**2018 CFP SEMIFINAL AT THE COTTON BOWL**

Clemson 30, Notre Dame 3 December 29, 2018

Two undefeated teams would meet in the first College Football Playoff berth in the history of Notre Dame football. Notre Dame was 12-0 and faced ACC Champion Clemson (13-0) in Arlington, Texas, at AT&T Stadium.

Three of Notre Dame's top defensive players had to leave the game due to injury at some point in the contest and Clemson's 20-point second quarter proved to be insurmountable for the Irish.

Notre Dame finished the year ranked fifth by the AP, while Clemson moved on to defeat Alabama in the CFP Championship game to earn the national title.

**2019 CAMPING WORLD BOWL**

Notre Dame 33, Iowa State 9 December 28, 2019

A late-October loss at Michigan upended Notre Dame's playoff chances and the Irish, with a 10-2 record and No. 14 ranking, were selected for the Camping World Bowl in Orlando, Florida, to face unranked Iowa State out of the Big 12.

Notre Dame would finish the season with 11 total wins in consecutive seasons for the first time since 1988-89.

The Irish led 20-6 at halftime behind two field goals, a touchdown catch by Chase Claypool and a touchdown run. Tony Jones Jr. opened the second half with an 84-yard touchdown run on Notre Dame's first offensive play and the Irish never looked back.

The Irish would finish the season ranked 11th in the final AP poll.

**2020 CFP SEMIFINAL AT THE ROSE BOWL GAME**

Alabama 31, Notre Dame 14 January 1, 2021

The 2020 season saw the COVID-19 global pandemic affect the college football season, forcing some conferences to cancel contests and delay the start of their seasons. Notre Dame joined the ACC for one season in 2020, finishing the year 9-0 with a signature victory over top-ranked Clemson at home to claim the conference's regular-season title.

A loss to Clemson in the ACC Championship game left the Irish at 10-1 and they earned their second CFP berth in three seasons, taking on top-ranked Alabama in the Rose Bowl (held at AT&T Stadium in Arlington, Texas due to pandemic restrictions).

The Crimson Tide scored the first 14 points of the game and Notre Dame briefly answered with a Kyren Williams touchdown run, but Alabama would post the next three touchdowns of the contest to secure the victory.

Alabama would move on to defeat Clemson in the CFP Championship game, while the Irish would finish the season ranked fifth in the final AP poll.

**2022 FIESTA BOWL**

Oklahoma State 37, Notre Dame 35 January 1, 2022

The first game under head coach Marcus Freeman turned into an offensive show as Jack Coan threw for 509 yards and a record-tying five touchdowns, helping the Irish build a 28-14 halftime lead. Oklahoma State rallied back with 23 unanswered points before Coan's fifth touchdown toss with a minute left cut the lead to two, but the Irish would not get the ball back.

After the game, Notre Dame fell from No. 5 to No. 9 in the final AP ranking, while Oklahoma State moved up from No. 9 to No. 7.

**2022 GATOR BOWL**

Notre Dame 45, South Carolina 38 December 30, 2022

The first full season of the Marcus Freeman era ended on a high note as Notre Dame rallied from a 21-7 deficit to score 28 points in the second half and claim a Gator Bowl victory over South Carolina.

Tyler Buchner was named the MVP of the game, throwing for 274 yards and three touchdowns, while also rushing for 61 yards and two scores.

Notre Dame moved up to 18th in the final AP poll after the victory, with South Carolina fell to 8-5 and finished the year unranked.

**2023 SUN BOWL**

Notre Dame 40, Oregon State 8 December 29, 2023

The third meeting between the Fighting Irish and Beavers, all bowl games, would prove to be Notre Dame's first victory in the series.

Running up 448 yards of offense compared to just 197 for Oregon State (who also managed just two rushing yards in the entire game), Steve Angeli tossed three touchdown passes – one to game MVP wide receiver Jordan Faison (five catches, 115 yards).

Notre Dame finished the season 10-3 and ranked 14th in the final AP poll.

**2024 CFP FIRST ROUND**

Notre Dame 27, Indiana 17 December 20, 2024

Notre Dame became the first college football program to earn a College Football Playoff victory on its home field with a 27-17 victory over Indiana (11-2) in Notre Dame Stadium.

Notre Dame controlled the game from the start to the finish, holding Indiana to three points in the first half, 63 total rush yards and built a 27-3 lead before the Hoosiers tacked on points late in the fourth quarter after the game was decided.

**2025 CFP QUARTERFINAL AT THE SUGAR BOWL**

Notre Dame 23, Georgia 10 January 2, 2025

Notre Dame stifled Georgia's offense to earn a 23-10 victory in the College Football Playoff Quarterfinal at the Sugar Bowl in New Orleans' Caesars Superdome. The Irish utilized timely offensive plays, big special team moments and a physical attacking defense to hold Georgia to just 62 rush yards in the game. When it mattered most, Notre Dame's defensive 11 held the Bulldogs to 0-3 on fourth down in the game

Riley Leonard passed for 90 yards and a touchdown while rushing for another 80 yards to be named the Sugar Bowl offensive player of the game.

The game shifted late in the first half when Notre Dame kicked a field goal, forced a fumble on the next play, then scored on the first snap after the turnover to take a 13-3 lead into halftime.

Notre Dame's defensive effort was highlighted by herculean efforts from Adon Shuler (eight tackles), Xavier Watts (named the defensive player of the game with seven stops), Jack Kiser (six tackles, one sack) and Junior Tuihalamaka (four tackles, one sack).

**2025 CFP SEMIFINAL AT THE ORANGE BOWL**

Notre Dame 27, Penn State 24 January 9, 2025

The Irish defeated Penn State in a 27-24 thriller that came down to the final possession. With 12 seconds left in a 24-24 game with a trip to the national championship game on the line, Mitch Jeter drilled a 41-yard field goal to send Notre Dame to Atlanta, giving the Irish the 27-24 victory over Penn State.

Just 21 seconds earlier, Christian Gray came up with the biggest play in his young career, intercepting a Drew Allar pass with 33 seconds left at the Penn State 42-yard line to set up the game-winning score.

The Irish offense racked up 267 yards passing on the evening, its highest output in a game this season. Jaden Greathouse was a big reason, posting a career-high 105 yards on seven catches, with 98 yards coming in the second half to help lead Notre Dame to the victory.



**ORANGE BOWL HALL OF FAME**

- Ara Parseghian, 1980
- Dan Devine, 1993
- Lou Holtz, 1998
- Gene Corrigan, 2000
- Raghbir Ismail, 2003
- Chris Zorich, 2009
- Barry Alvarez, 2016

**ROSE BOWL HALL OF FAME**

- Elmer Layden, 1992
- Knute Rockne, 2014

**COTTON BOWL HALL OF FAME**

- Joe Theismann, 2003
- Ara Parseghian, 2007
- Kris Haines, 2010
- Joe Montana, 2010
- Lou Holtz, 2012
- Bob Golic, 2016

**GATOR BOWL HALL OF FAME**

- Dan Devine, 1989
- John Lanahan, 1997 (Notre Dame graduate and former Gator Bowl president)
- Ross Browner, 1998
- Bob Golic, 2009

**POSTSEASON TEAM RECORDS**

**TOTAL YARDS**

	Yards	Opponent	Game/Bowl	Date
1.	556	South Carolina	Gator	12-30-2022
2.	551	Oklahoma State	Fiesta	1-1-2022
3.	494	Rutgers	Pinstripe	12-28-2013
4.	478	Hawaii	Hawaii	12-24-2008
5.	468	Oregon State	Sun	12-29-2023
6.	455	Iowa State	Camping World	12-28-2019
	455	West Virginia	Fiesta	1-1-1989

**PASSING YARDS**

	Yards	Att	Cmp	Opponent	Game/Bowl	Date
1.	509	68	38	Oklahoma State	Fiesta	1-1-2022
2.	413	28	24	Hawaii	Hawaii	12-24-2008
3.	319	47	27	Rutgers	Pinstripe	12-28-2013
4.	293	19	34	South Carolina	Gator	12-30-2022
5.	286	45	29	Ohio State	Fiesta	1-2-2006

**PASS COMPLETIONS**

	Completions	Opponent	Game/Bowl	Date
1.	38	Oklahoma State	Fiesta	1-1-2022
2.	29	Ohio State	Fiesta	1-2-2006
3.	28	Alabama	Rose (CFB Playoff Semifinal)	1-1-2021
4.	27	Rutgers	Pinstripe	12-28-2013
5.	24	Hawaii	Hawaii	12-24-2008

**COMPLETION PERCENTAGE**

	Pct	Att	Cmp	Opponent	Game/Bowl	Date
1.	85.7	28	24	Hawaii	Hawaii	12-24-2008
2.	78.9	15	19	Oregon State	Sun	12-29-2023
3.	73.7	19	14	Florida	Sugar	1-1-1992
4.	71.9	32	23	Indiana	CFP First Round	12-20-2024
5.	71.4	28	20	Iowa State	Camping World	12-28-2019
6.	69.2	26	18	LSU	Music City	12-30-2014

**PASSING TOUCHDOWNS**

	TDs	Opponent	Game/Bowl	Date
1.	5	Oklahoma State	Fiesta	1-1-2022
	5	Hawaii	Hawaii	12-24-2008
3.	3	Oregon State	Sun	12-29-2023
	3	South Carolina	Gator	12-30-2022
	3	Florida State	Orange	1-1-1996
	3	Colorado	Fiesta	1-2-1995
6.	2	nine times		



**INTERCEPTIONS THROWN**

	Interceptions	Opponent	Game/Bowl	Date
1.	4	Houston	Cotton	1-1-1979
2.	3	seven times		
	most recent	South Carolina	Gator	12-30-2022

**INTERCEPTIONS**

	Interceptions	Opponent	Game/Bowl	Date
1.	4	Rutgers	Pinstripe	12-28-2013
	4	Miami FL	Sun	12-31-2010
3.	3	Texas	Cotton	1-2-1978
4.	2	Florida State	Orange	1-1-1996
	2	Florida	Sugar	1-1-1992
	2	Boston College	Liberty	12-29-1983
	2	Penn State	Gator	12-27-1976
	2	Alabama	Orange	1-1-1975

**RUSHING YARDS**

	Net	Gain	Att	Opponent	Game/Bowl	Date
1.	290	308	64	Texas A&M	Cotton	1-1-1993
2.	279	324	49	Florida	Sugar	1-1-1992
	279	295	52	Colorado	Orange	1-1-1990
4.	263	287	46	South Carolina	Gator	12-30-2022
	263	280	51	LSU	Music City	12-30-2014

**RUSHING ATTEMPTS**

	Attempts	Opponent	Game/Bowl	Date
1.	66	Alabama	Orange	1-1-1975
2.	64	Texas A&M	Cotton	1-1-1993
3.	59	Alabama	Sugar	12-31-1973
	59	West Virginia	Fiesta	1-1-1989
5.	55	Texas	Cotton	1-1-1971

**RUSHING AVERAGE**

	Avg.	Yds	Att	Opponent	Game/Bowl	Date
1.	5.74	263	46	South Carolina	Gator	12-30-2022
2.	5.694	279	49	Florida	Sugar	1-1-1992
3.	5.688	256	45	Florida State	Orange	1-1-1996
4.	5.62	208	37	Iowa State	Camping World	12-28-2019
5.	5.51	193	35	Indiana	CFP First Round	12-20-2024

**RUSHING TOUCHDOWNS**

	Touchdowns	Opponent	Game/Bowl	Date
1.	4	Georgia Tech	Gator	1-1-1999
	4	Texas	Cotton	1-2-1978
3.	3	South Carolina	Gator	12-30-2022
	3	LSU	Music City	12-30-2014
	3	Ohio State	Fiesta	1-2-2006
	3	Texas A&M	Cotton	1-1-1994
	3	Florida	Sugar	1-1-1992
	3	Colorado	Orange	1-1-1990

**SACKS**

	Sacks	Opponent	Game/Bowl	Date
1.	8	Hawaii	Hawaii	12-24-2008
2.	5	Florida State	Champs Sports	12-20-2011
3.	4	Georgia	Sugar (CFP Quarterfinal)	1-2-2025
	4	Oregon State	Sun	12-29-2023
	4	Rutgers	Pinstripe	12-29-2013
	4	Iowa State	Camping World	12-28-2019
7.	3	10 times		
	most recent	Indiana	CFP First Round	12-20-2024



**POSTSEASON INDIVIDUAL RECORDS**

**RUSHING ATTEMPTS (min 25 attempts)**

	Att	Yards	Player	Opponent	Date
1.	28	111	Allen Pinkett	vs. Boston College - Liberty Bowl	12-29-1983
2.	27	95	Robert Hughes	vs. Miami FL - Sun Bowl	12-31-2010
	27	109	Phil Carter	vs. Georgia - Sugar Bowl	1-1-1981
4.	26	132	Autry Denson	vs. Georgia Tech - Gator Bowl	1-1-1999
	26	102	Al Hunter	vs. Penn State - Gator Bowl	12-27-1976
	26	138	Lee Becton	vs. Texas A&M - Cotton Bowl	1-1-1994

**RUSHING YARDS (min 100 yards)**

	Yards	Att	Player	Opponent	Date
1.	150	16	Jerome Bettis	vs. Florida - Sugar Bowl	1-1-1992
2.	138	26	Lee Becton	vs. Texas A&M - Cotton Bowl	1-1-1994
3.	136	24	Allen Pinkett	vs. SMU - Aloha Bowl	12-29-1984
4.	135	11	Tony Jones Jr.	vs. Iowa State - Camping World	12-28-2019
5.	130	26	Autry Denson	vs. Georgia Tech - Gator Bowl	1-1-1999
6.	128	22	Darius Walker	vs. LSU - Sugar Bowl	1-3-2007
7.	116	28	Allen Pinkett	vs. Boston College - Liberty Bowl	12-29-1983
8.	115	22	Reggie Brooks	vs. Texas A&M - Cotton Bowl	1-1-1993
9.	109	27	Phil Carter	vs. Georgia - Sugar Bowl	1-1-1981
10.	108	8	Jeremiah Love	vs. Indiana - CFP First Round	12-20-2024
	108	13	Jadarian Price	vs. Oregon State - Sun Bowl	12-29-2023
	108	16	Raghib Ismail	vs. Colorado - Orange Bowl	1-1-1990
13.	104	18	Chris Smith	vs. Boston College - Liberty Bowl	12-29-1983
14.	102	26	Al Hunter	vs. Penn State - Gator Bowl	12-27-1976
15.	101	20	Autry Denson	vs. LSU - Independence Bowl	12-28-1997
16.	101	22	Jerome Heavens	vs. Texas - Cotton Bowl	1-2-1978
17.	100	21	Vagas Ferguson	vs. Texas - Cotton Bowl	1-2-1978

**RUSHING TOUCHDOWNS**

	TDs	Player	Opponent	Date
1.	3	Jerome Bettis	vs. Florida - Sugar Bowl	1-1-1992
	3	Autry Denson	vs. Georgia Tech - Gator Bowl	1-1-1999
	3	Darius Walker	vs. Ohio State - Fiesta Bowl	1-1-2006

**LONGEST RUSH**

	Yds	Player	Opponent	Date
1.	98	Jeremiah Love	vs. Indiana - CFP First Round	12-20-2024
2.	84	Tony Jones Jr.	vs. Iowa State - Camping World	12-28-2019
3.	54	Jadarian Price	vs. Oregon State - Sun Bowl	12-29-2023
4.	50	C.J. Prosise	vs. LSU - Music City Bowl	12-30-2014
		Jerome Bettis	vs. Florida - Sugar Bowl	1-1-1992

**PASSING ATTEMPTS**

	Att	Yards	Player	Opponent	Date
1.	68	509	Jack Coan	vs. Oklahoma State - Fiesta Bowl	1-1-2022
2.	47	319	Tommy Rees	vs. Rutgers - Pinstripe Bowl	12-28-2013
3.	45	286	Brady Quinn	vs. Ohio State - Fiesta Bowl	1-2-2006
4.	39	229	Ian Book	vs. Alabama - Rose Bowl	1-1-2021
5.	37	284	DeShone Kizer	vs. Ohio State - Fiesta Bowl	1-1-2016
	37	166	Pat Dillingham	vs. NC State - Gator Bowl	1-1-2003

**PASS COMPLETIONS**

	Comp	Yards	Player	Opponent	Date
1.	38	509	Jack Coan	vs. Oklahoma State - Fiesta Bowl	1-1-2022
2.	29	286	Brady Quinn	vs. Ohio State - Fiesta Bowl	1-2-2006
3.	27	229	Ian Bookw	vs. Alabama - Cotton Bowl	1-1-2001
	27	319	Tommy Rees	vs. Rutgers - Pinstripe Bowl	12-28-2013
5.	23	201	Riley Leonard	vs. Indiana - CFP First Round	12-20-2024

**COMPLETION PERCENTAGE (min 10 attempts, 60 percent)**

	Pct	Comp	Att	Yds	Player	Opponent	Date
1.	84.6	22	26	401	Jimmy Clausen	vs. Hawaii	12-24-2008
2.	80.0	12	15	96	Malik Zaire	vs. LSU	12-30-2014
3.	78.9	15	19	232	Steve Angeli	vs. Oregon State	12-29-2023
4.	73.6	14	19	154	Rick Mirer	vs. Florida	1-1-1993
5.	71.9	23	32	201	Riley Leonard	vs. Indiana - CFP First Round	12-20-2024
6.	71.4	20	28	247	Ian Book	vs. Iowa State	12-28-2019

**PASSING YARDS**

	Yds	Player	Opponent	Date
1.	509	Jack Coan	vs. Oklahoma State - Fiesta Bowl	1-1-2022
2.	401	Jimmy Clausen	vs. Hawaii - Hawaii Bowl	12-24-2008
3.	319	Tommy Rees	vs. Rutgers - Pinstripe Bowl	12-28-2013
4.	286	Brady Quinn	vs. Ohio State - Fiesta Bowl	1-2-2006
5.	284	DeShone Kizer	vs. Ohio State - Fiesta Bowl	1-1-2016

**TOUCHDOWN PASSES**

	TDs	Player	Opponent	Date
1.	5	Jack Coan	vs. Oklahoma State - Fiesta Bowl	1-1-2022
	5	Jimmy Clausen	vs. Hawaii - Hawaii Bowl	12-24-2008

**PASS RECEPTIONS**

	Rec	Player	Opponent	Date
1.	10	Arnaz Battle	vs. NC State - Gator Bowl	1-1-2003
2.	9	Maurice Stovall	vs. Ohio State - Fiesta Bowl	2-2-2006
3.	8	Jeff Samardzija	vs. LSU - Sugar Bowl	1-3-2007
4.	8	Lorenzo Styles	vs. Oklahoma State - Fiesta Bowl	1-1-2022
5.	8	Kyren Williams	vs. Alabama - Rose Bowl	1-1-2021

**PASS RECEPTION YARDS**

	Yds	Player	Opponent	Date
1.	177	Golden Tate	vs. Hawaii - Hawaii Bowl	12-24-2008
2.	146	Chase Claypool	vs. Iowa State - Camping Worl	12-28-2019
3.	136	Lorenzo Styles	vs. Oklahoma State - Fiesta Bowl	1-1-2022
4.	126	Maurice Stovall	vs. Ohio State - Fiesta Bowl	1-2-2006
5.	115	Jordan Faison	vs. Oregon State - Sun Bowl	12-29-2023
	115	Chris Tyree	vs. Oklahoma State - Fiesta Bowl	1-1-2022
	115	DaVaris Daniels	vs. Alabama - Orange Bowl	1-7-2013





## LONGEST RECEPTION

	Yds	Player	Opponent	Date
1.	81	Will Fuller	vs. Ohio State - Fiesta Bowl	1-1-2016
2.	75	Logan Diggs	vs. South Carolina - Gator Bowl	12-30-2022
3.	69	Golden Tate	vs. Hawaii -Hawaii Bowl	12-24-2008
4.	60	Jim Yoder	vs. Texas - Cotton Bowl	1-1-1971
5.	55	Jordan Faison	vs. Oregon State - Sun Bowl	12-29-2023
	55	Chris Tyree	vs. Oklahoma State - Fiesta Bowl	1-1-2022
	55	Miles Boykin	vs. LSU - Citrus Bowl	1-1-2018

## Tackles

- Most Unassisted Tackles: 18, Rod Smith vs. Florida, '92 Sugar
- Most Assisted Tackles: 12, Te'von Coney vs. Clemson, '18 Cotton
- Most Total Tackles: 19, Alohi Gilman vs. Clemson, '18 Cotton

## Interceptions

- Interceptions: 3, Harrison Smith (16 yards) vs. Miami, Fla., '10 Sun
- Interception Yards: 148, Elmer Layden (2 returns) vs. Stanford, '25 Rose
- Longest Interception: 78, Elmer Layden vs. Stanford, '25 Rose

## Punt Returns

- Punt Returns: 4, Dave Waymer (15 yards) vs. Houston, '79 Cotton; Joe Howard (42 yards) vs SMU, '84 Aloha; Raghil Ismail (68 yards) vs. Colorado, '91 Orange
- Punt Return Yards: 68, Raghil Ismail (4 returns) vs. Colorado, '91 Orange
- Longest Punt Return: 41, Michael Floyd (1 return) vs. Florida State, '11 Champs Sports

## Kickoff Returns

- Kickoff Returns: 6, Tim Brown (129 yards) vs. Texas A&M, '88 Cotton
- Kickoff Return Yards: 144, Clint Johnson (5 returns) vs. Florida, '92 Sugar
- Longest Kickoff Return: 98, Jayden Harrison vs. Georgia, '25 Sugar (CFP Quarterfinal)

## Punting

- Punts: 8, Jim Yoder (366 yards) vs. Texas, '71 Cotton; Tyler Newsome (367 yards) vs. Clemson, '18 Cotton
- Punting Average: 51.3 (four punts), Jon Sot vs. South Carolina, '22 Gator
- Longest Punt: 80, Elmer Layden vs. Stanford, 1925 Rose

## OPPONENT TEAM RECORDS

- First Downs: 34 by Oklahoma State, 2022 Fiesta
- Rushing Attempts: 67 by Texas (331 yards), 1970 Cotton
- Rushing Yards: 331 by Texas (67 attempts), 1970 Cotton
- Pass Attempts: 58 by Florida (completed 28), 1992 Sugar
- Pass Completions: 34 by Oklahoma State (51 attempts), 2022 Fiesta
- Completion Percentage (min. 10 attempts): .833 by Alabama (25 of 30), '21 CFP Semifinal - Rose Bowl
- Passing Yards: 371 by Oklahoma State, 2022 Fiesta
- Passes Had Intercepted: 5 by Stanford, 1925 Rose
- Touchdown Passes: 4 by Oklahoma State, 2022 Fiesta; by Alabama, 2021 CFP Semifinal - Rose Bowl; by Florida State, 1996 Orange; by Oregon State, 2004 Insight; by Alabama, 2013 BCS National Championship
- Total Offense Attempts: 95 by Oklahoma State, 2022 Fiesta
- Total Offense Yards: 617 by Ohio State (64 plays), 2006 Fiesta
- Fumbles Lost: 5 by Texas, 1971 Cotton
- Total Turnovers: 8 by Stanford (5 interceptions, 3 fumbles), 1925 Rose

# NATIONAL CHAMPIONSHIPS

The University of Notre Dame's longstanding historical success in football features 11 consensus national championships captured over the course of six different decades. The Irish title tradition dates back to Knute Rockne and the Four Horsemen who collaborated on Notre Dame's first consensus crown in 1924.

The national championship team in college football was formerly considered to be the top-rated squad in the final polls issued each year by the poll of sportswriters and broadcasters (Associated Press) and the poll of coaches (United Press International through 1990, USA Today since 1991).

From when the AP began certifying the winner of the national crown in 1936, Notre Dame won eight national championships (1943, '46, '47, '49, '66, '73, '77 and '88), second only to Alabama (nine).

The coaches' poll selected a national champion starting 1950, including winners of Bowl Championship Series and College Football Playoff title games. Notre Dame won three coaches' titles (1966, '77 and '88—all UPI crowns) during that period. The UPI poll was taken following the end of the regular season each year until the 1974 season, when the coaches first waited until the bowl games had been played to issue their final poll (a practice continued by the UPI poll's successor, USA Today).

In addition, the NCAA also recognizes national championships awarded by the Football Writers Association of America (FWAA), the National Football Foundation and the College Football Hall of Fame.

The FWAA has presented the Grantland Rice Award to the national champion since 1954, with Notre Dame teams earning the trophy four times (1966, '73, '77 and '88). The National Football Foundation and College Football Hall of Fame have presented the MacArthur Bowl to the national champion since 1959, with Notre Dame winning this honor five times (1964, '66—tie with Michigan State, '73, '77 and '88).

A variety of other rating systems have been recognized through the years in attempting to determine the nation's top college football team each season.

Including Notre Dame's 11 consensus national titles, there have been 21 seasons in which the Irish qualified as a national champion from at least one legitimate poll.

Year	Team	Record	Coach	Selector
1924	Notre Dame	10-0	Knute Rockne	Bill, DS, Helms, Boand, FR, Houlgate, NCF, Poling
	Pennsylvania	9-1-1	Lou Young	Davis
1929	Notre Dame	9-0	Knute Rockne	Bill, DS, Dunkel, Boand, Helms, FR, NCF, Poling
	Pittsburgh	9-1	Jock Sutherland	Davis
	USC	10-2	Howard Jones	Houlgate
1930	Notre Dame	10-0	Knute Rockne	All but FR, tie for Davis
	Alabama	10-0	Wallace Wade	Davis (tie), FR
1943	Notre Dame	9-1	Frank Leahy	Unanimous
1946	Notre Dame	8-0-1	Frank Leahy	AP, Berry, Bill, Dunkel, LS, Devold, NCF, Helms (tie), Boand (tie), Poling (tie)
	Army	9-0-1	Red Blaik	Houlgate, FR, Boand (tie), Helms (tie), Poling (tie)
	Georgia	11-0	Wally Butts	WS
1947	Notre Dame	9-0	Frank Leahy	AP, WS, Helms (tie)
	Michigan	10-0	Fritz Crisler	Berry, Bill, Dunkel, LS, Houlgate, Helms (tie), Boand, FR, Devold, NCF, Poling
1949	Notre Dame	10-0	Frank Leahy	All but FR, Bill
	Oklahoma	11-0	Bud Wilkinson	FR, Bill
1966	Notre Dame	9-0-1	Ara Parseghian	AP, UPI, FWAA, Poling (tie), Dunkel, LS, Devold, FN, Matthews, Bill, NCF, Sag., NFFHF (tie), Helms (tie)
	Alabama	11-0	Paul "Bear" Bryant	Berry
	Michigan State	9-0-1	Duffy Daugherty	FR, Helms (tie), NFFHF (tie), Poling (tie)
1973	Notre Dame	11-0	Ara Parseghian	AP, FWAA, NFFHF, Helms, FN, NCF (tie) Helms, FN, NCF (tie)
	Alabama	10-1	Paul "Bear" Bryant	UPI, Berry
	Oklahoma	10-0-1	Barry Switzer	Bill, Dunkel, FR, Devold
	Michigan	10-0-1	Glenn "Bo" Schembechler	NCF (tie), Poling (tie)
	Ohio State	10-0-1	Woody Hayes	FACT, NCF (tie), Poling (tie), Sag.
1977	Notre Dame	11-1	Dan Devine	All but Berry, FACT (tie), FR (tie)

	Alabama	11-1	Paul "Bear" Bryant	FR (tie)
	Arkansas	11-1	Lou Holtz	FACT (tie)
	Texas	11-1	Fred Akers	Berry, FACT (tie)
1988	Notre Dame	12-0	Lou Holtz	All but Berry, Sag.
	Miami (Fla.)	11-1	Dennis Erickson	Berry, Sag.

Here are the other 10 seasons Notre Dame received some mention:

Year	Team	Record	Coach	Selector
1919	Harvard	9-0-1	Bob Fisher	Unanimous
	Notre Dame	9-0	Knute Rockne	Davis (tie), NCF (tie)
	Illinois	6-1	Bob Zuppke	Davis (tie), FR (tie), Boand
	Texas A&M	10-0	D.X. Bible	NCF (tie)
1920	California	9-0	Andy Smith	Helms, FR, Houl, NCF
	Notre Dame	9-0	Knute Rockne	Davis (tie)
	Princeton	6-0-1	Bill Roper	Davis (tie), Boand (tie)
	Harvard	8-0-1	Robert Fisher	Boand (tie)
1927	Illinois	7-0-1	Bob Zuppke	DS, Davis, Helms, NCF
	Yale	7-1	T.A.D. Jones	FR
	Notre Dame	7-1-1	Knute Rockne	Houl.
	Georgia	9-1	George Woodruff	Boand, Poling
1938	Tennessee	11-0	Bob Neyland	Bill, Dunkel, LS, Boand, Houl., FR, Poling, Sag.
	TCU	11-0	Dutch Meyer	APWS, Helms, NCF
	Notre Dame	8-1	Elmer Layden	DS
1953	Notre Dame	9-0-1	Frank Leahy	All but AP, UP, FRI, INS, Berry
	Maryland	10-1	Jim Tatum	AP, UPI, INS
	Oklahoma	9-1-1	Bud Wilkinson	FR, Berry
1964	Alabama	10-1	Paul "Bear" Bryant	AP, UPI, LS, Berry
	Arkansas	11-0	Frank Broyles	Bill, FWAA, Helms, FR, NCF, Poling
	Notre Dame	9-1	Ara Parseghian	NFFHF, Devold, FN, Sag.
	Michigan	9-1	Bump Elliott	Dunkel
1967	USC	10-1	John McKay	All but Dunkel, LS, Poling
	Notre Dame	8-2	Ara Parseghian	Dunkel
	Tennessee	9-2	Doug Dickey	LS
	Oklahoma	10-1	Chuck Fairbanks	Poling
1970	Nebraska	11-0-1	Bob Devaney	AP, Bill, FWAA, Dunkel, Helms, FR, Devold, FN, FACT (tie), NCF
	Texas	10-1	Darrell Royal	Berry, UPI, LS, NFFHF (tie), FACT (tie)
	Ohio State	9-1	Woody Hayes	NFFHF (tie)
	Notre Dame	10-1	Ara Parseghian	FACT (tie), Matthews, Sag.
	Arizona State	11-0	Frank Kush	Pol
1989	Miami (Fla.)	11-1	Dennis Erickson	All but Bill, Berry, FACT (tie), Sag.
	Notre Dame	12-1	Lou Holtz	Berry, FACT (tie), Sag.
	Florida State	10-2	Bobby Bowden	Bill
1993	Florida State	12-1	Bobby Bowden	All but NCF, Matthews
	Auburn	11-0	Terry Bowden	NCF (tie)
	Nebraska	11-1	Tom Osborne	NCF (tie)
	Notre Dame	11-1	Lou Holtz	Matthews, NCF (tie)

Legend: ALD - Alderson System; AP - Associated Press; Berry - Berryman System; Bill - Billingsley Report; Boand - Boand System; CM - Colley Matrix; Davis - Parke H. Davis Ratings; DeVold - DeVold System; DS - Dickinson System; Dunkel - Dunkel System; FACT - Foundation for the Analysis of Competitions and Tournaments; FN - Football News; FR - College Football Researchers Association; FWAA - Football Writers Association of America; INS - International News Service; Helms - Helms Foundation; Houl - Houlgate System; LS - Litkenhus System; Matthews - Matthews Grid Ratings; NCF - National Championship Foundation; NYT - New York Times; NFFHF - National Football Foundation and Hall of Fame; Poling - Poling System; Sag - Sagarin Ratings; SI - Sports Illustrated; TSN - The Sporting News; USA - USA Today/ESPN; UPI - United Press International; WS - Williamson System.

Sources: Robert A. Rosiek, Dearborn Heights, Mich.; The National Championship Foundation, Germantown, N.Y.

**FOUR HORSEMEN HELP NOTRE DAME AND KNUTE ROCKNE ENJOY RIDE TO FIRST NATIONAL CHAMPIONSHIP**

The 1924 Notre Dame football team will always be known best for New York Herald Tribune sportswriter Grantland Rice's account of the Notre Dame vs. Army game played October 18 at the Polo Grounds in New York: "Outlined against a blue-gray October sky, the Four Horsemen rode again.

"In dramatic lore they are known as famine, pestilence, destruction, and death. These are only aliases. Their real names are Stuhldreher, Miller, Crowley, and Layden. They formed the crest of the South Bend cyclone before which another fighting Army team was swept over the precipice at the Polo Grounds this afternoon as 55,000 spectators peered down on the bewildering panorama spread out on the green plain below."

Quarterback Harry Stuhldreher, fullback Elmer Layden and halfbacks Jim Crowley and Don Miller were the cornerstone of a team considered one of the best in college football history.

The Fighting Irish won the Army game 13-7, as the Four Horsemen played magnificently. Miller rushed for 148 yards, Crowley for 102 and

Layden for 60, while Stuhldreher orchestrated the offense masterfully from the quarterback position. It was the third victory of the season for the Irish, it came against a foe considered the toughest on the schedule, and it spurred the Irish on to a perfect 10-0 season and the school's first recognized national championship.

Rice's account led to near-mythic status for the Irish backfield, but the Seven Mules, who did the blocking, and the Shock Troops, who were perhaps the best second string in the game, played indispensable roles, too. Each week in 1924, seventh-year Notre Dame coach Knute Rockne started his second stringers, his Shock Troops.

When Rockne felt his Shock Troops had done their job, he brought in the Four Horsemen and the Seven Mules, a group so good "that the Holy Ghost couldn't have broken into that lineup," said Harry O'Boyle, a kicker and reserve halfback on the Shock Troops. Center Adam Walsh was the heart of the Seven Mules, a group that also included ends Ed Hunsinger and Chuck Collins, tackles Rip Miller and Joe Bach, and guards Noble

Kizer and John Wiebel. Walsh characterized the win over Army with a late interception—which he made with two broken hands.

The combination of the Shock Troops, the Seven Mules and the Four Horsemen worked 10 times in 10 tries in 1924 against a national schedule that took the Irish to New York, Princeton, N.J., Madison, Wis., Soldier Field in Chicago and Pittsburgh during the regular season while giving them only four home games. In addition, at the end of the season, Rockne was able to convince the University administration to permit the football team to travel to California to play Stanford in the Rose Bowl, where the Irish clinched the Helms Athletic Foundation's national championship with a 27-10 victory.

In the Rose Bowl—Notre Dame's only bowl appearance until the team began making regular bowl trips with the 1970 Cotton Bowl—the Irish were faced with stopping an undefeated, once-tied Stanford team that included legendary coach Pop Warner and quarterback Ernie Nevers. Rockne was concerned his players might

not be ready physically for the heat of the West Coast, so he arranged for a slow, cross-country train trip that included stops in Louisiana, Texas and Arizona so players would have time to adjust to warmer, more demanding weather.

It worked, as Elmer Layden scored Notre Dame's first touchdown on a three-yard run and returned interceptions of Nevers' passes 78 and 70 yards for two more touchdowns. The Irish took advantage of eight Stanford turnovers and made a critical goal-line stand in the fourth quarter to come up with the 17-point win.

"That would always be my favorite team," Rockne once said. "I think I sensed that the backfield was a product of destiny. At times they caused me a certain amount of pain and exasperation, but mainly they brought me great joy."

— Willie Shearer



**1924 | 10-0-0**

On the gridiron fields of football fame,  
Ride the four great horsemen of Notre Dame,  
From Princeton East to Nebraska West  
They have charged through the lines of the country's best

"They shall not pass," the Army cried,  
But nothing could stop the horsemen's ride  
On to victory and immortal fame  
Still rise the four great horsemen of Notre Dame.

— Pittsburgh Gazette Times

"There's a kick in Notre Dame; not alone in Notre Dame football, but in every effort, every endeavor, every activity that its men undertake. It is a training camp for more than famous backfields, mighty captains, invincible Horsemen. There's where the kick is — in the knowledge that America's acclaimed champions of the gridiron are the representatives of an ideal that works, and will work for all time to come, like a strong leaven in our national soul — the ideal of manliness, sportsmanship, chivalry, of friendly rivalry and inspiring competition."

— Charles Phillips

"Sing a song of Notre Dame,  
Shout their praises wide.  
Tell of Crowley's sturdy might,  
Sing of Layden's stride.  
Spread the news  
of Miller's speed,  
Speak of Walsh's game,  
Fighters of the bulldog breed,  
Here's to Notre Dame."







## IRISH FOLLOW LEAD OF ELDER AND SAVOLDI TO UNDEFEATED 1929 SEASON

If the Great Depression wasn't reason enough for Notre Dame football partisans to be a little down, then the fact the Irish were without a home for the 1929 season was surely enough to bring some anxiety into the minds of both the team and its followers. Plans were underway at Notre Dame for a new stadium to be built, and 1929 was the transition year in which the Irish had no home.

That didn't keep Notre Dame from winning, however, something the team had accomplished only five times in nine tries in 1928. Knute Rockne had promised to return Notre Dame football in 1929 to what had become its customary level of excellence, home-field advantage or not. He would not be stopped from fulfilling that promise.

The closest the Irish came to having a home game in 1929 were three games contested at Soldier Field in Chicago. The Irish defeated Wisconsin there, 19-0, October

19, Drake, 19-7, November 9, and USC in the most important game of the year, 13-12, before 112,912 fans on November 16.


The lack of home turf was not the only major difficulty of the 1929 season for Notre Dame. The team's legendary coach was in battle with phlebitis, which doctors said stood a 50-50 chance of taking Rockne's life if he tried to coach that season. But coach the team he did, through one dramatic victory after another, either by telephone from a hospital bed or from a wheelchair on the sidelines.

Rockne's leg problems continued and the announcement was made that he would not accompany the team on its trip to Baltimore to face Navy. Line coach Tom Lieb took over for Rockne that day, as the Irish won 14-7. But back in South Bend, doctor's orders couldn't keep Rock away from practice at Cartier Field, where he set up his command post in his car and used a loudspeaker to direct activities.

By the time the USC contest rolled around, the Irish were 6-0, and recognized as one of the top teams in the nation. Running back Joe Savoldi had earned acclaim in the Wisconsin game with dazzling touchdown runs of 71 and 40 yards, and he provided the only score of the game in Notre Dame's 7-0 win at Carnegie Tech October 26.

When the Irish faced USC at Soldier Field November 16, Rockne's status was as bad as ever, but the team needed him. The Notre Dame-USC tradition was already a great one, and the first half foretold the kind of game everyone expected, with the teams battling to a 6-6 tie. In the locker room, the

Fighting Irish were in desperate need of one of Rock's famous speeches, but he was nowhere to be found. So former Irish running back Paul Castner stepped up to do what he could, and in the middle of his oration, who should two Irish managers wheel into the



room but Rockne himself.

He was in great pain and had undergone quite a strain — not only from making the trip to Chicago but also from watching his team struggle in the first half. He gave an impassioned speech with what strength he had, during which a blood clot in one leg broke loose, passed through his heart and settled safely in the other leg. His speech worked, as the Irish escaped Chicago with a 13-12 win and an unblemished 7-0 record.

The Irish still had traditional foes Northwestern and Army left. Northwestern fell relatively easy, as the Irish posted a win on the Wildcats' home field. But the November 30 matchup with Army at Yankee Stadium proved to be a real battle.

The game was played on turf that was frozen solid, and neither team was able to accomplish anything. It was eight degrees at gametime and a biting wind cut across the field as the players dashed out for the opening kickoff.

## 1929 | 9-0-0

"Yeah, fair, just fair."  
— Knute Rockne on the prospects of his 1929 team

"Keep on going, Joe! Don't stop when you are tackled! Keep those legs going! Don't stop even when you are on the ground with half of the other team on top of you. Keep on going until you can't wiggle a toe! Don't stop till the referee takes the ball from you. Keep on going, keep on going!"

— Assistant Coach Jack Chevigny to Joe Savoldi, who scored two TDs against Wisconsin



"Notre Dame football is, apparently, too much in demand to allow any appreciable let-up in the matter of booking straight high-grade attractions through the season. Rockne tries hard to say no to the various schedule-makers who want Notre Dame on their cards, but they all want the Irish so intensely that it's hard to turn 'em down. Besides, Rock's natural tendency is to 'Take 'em all on!'"

— John W. Stahr in his "Lookin' On" column

The first quarter was scoreless, but in the second period Army drove deep into Irish territory. When Red Cagle lofted a pass for his end, Carl Carlmark, it looked like a certain score for the Cadets. But Notre Dame's Jack Elder came out of nowhere to snatch the ball away. He took it 93 yards for the game's only touchdown. The extra point was added to make it 7-0 Irish, and that's the way it stayed.

Notre Dame was 9-0 and the season was over. The team had survived without a home, Rockne had survived his illness and Notre Dame had its second national championship.

— Willie Shearer







## ANOTHER NATIONAL CHAMPIONSHIP FINDS A HOME IN NOTRE DAME STADIUM

Brand new stadium, same old result — another national championship for the Notre Dame football team.

The 1930 football season marked the opening of Notre Dame Stadium, just another in the long line of Knute Rockne masterpieces, only this was a football stadium instead of a team. With typical meticulousness, he had supervised every minute detail of the construction of the stadium.

In addition, Rockne had for the first time a full-time equipment manager, a trainer, a doctor who traveled with the team, a business manager, several secretaries, a staff to handle the complex sale and distribution of tickets. On top of all that, Rockne was healthy again. The doctors at the Mayo Clinic had given him a thorough going-over from head to foot during the offseason and had given him a clean bill of health.


All the Rock had to do was coach, and what a job he did.

On October 4, 1930, the Fighting Irish opened their season in the imposing new stadium — an impressive amphitheatre of dull red brick trimmed with limestone. Rockne had the original sod from Cartier Field transplanted just for good measure.

The Irish christened the good earth with a 20-14 win over Southern Methodist. The stadium was officially dedicated the following week, as Notre Dame trounced Navy, 26-2. In the third week of the season, Notre Dame played its third straight home game, defeat-

ing Carnegie Tech, 21-6, to cap off a successful first homestand.

Preseason prognosticators across the country considered the 1930 Notre Dame team to be Rockne's strongest yet. Rockne had said as much himself prior to the start of the season, and he had good reason for such high expectations. Frank Carideo, Marchy Schwartz, Marty Brill, and Jumpin' Joe Savoldi made up a latter day version of the Four Horsemen in the backfield, and all of them earned All-America status on one team or another for that season. The Fighting



Irish were not only stocked with an explosive collection of running backs, but the team also sported a tremendous crew of linemen. Center Tommy Yarr, guards Nordy Hoffman and Brent Metzger, tackles Joe Kurth and Al Culver and end Tom Conley all made All-America teams either that season or the following one.

The Irish left home three times in the fourth through eighth weeks of the season but continued to roll. Notre Dame traveled to Pitt and beat the Panthers, 35-19. A 27-0 romp over Indiana followed, before the Irish visited a 60-20 walloping on the Quakers of Pennsylvania. Marty Brill, who had transferred to Notre Dame from Pennsylvania, played the greatest game of his career that day, breaking loose for three touchdowns on runs of 45, 52 and 65 yards.

The Notre Dame winning streak stood at 15 games over two seasons, and it quickly grew to 17 as the Irish sprinted past Drake and

## 1930 | 10-0-0

"I asked them, before the game, to do the best they could and they played perfectly. A coach can't ask more than that."

— Knute Rockne on his team's performance against USC

"The 1930 backfield has plenty of the guile and also the heft and the bone and sinew to smash on when guile won't do. When they have to, those boys simply tramp them down."

— Knute Rockne

Northwestern. All that remained between Notre Dame and another national title were games against Army and USC.

On a November 29 afternoon that saw rain and sleet turn Soldier Field into a swamp, the Cadets and the Irish squared off, and it appeared that neither team was going to budge. Near the end of the game, however, Schwartz broke loose for a 54-yard scoring run. The all-important extra point gave the Irish a 7-0 lead. Army scored quickly thereafter, though, on a blocked punt, and it appeared that things would be knotted up. But Notre Dame blocked the extra point, and that's the way it ended.

To finish off the season, Rockne used all his psychological expertise in a ploy that helped the Irish get ready for USC. Injuries during the season left the team with only one healthy fullback, Dan Hanley. So Rock decided to turn Bucky O'Connor, a second-team halfback, into a first-string fullback. However, in practice, Rock had O'Connor and Hanley trade jerseys, and not a single soul suspected anything unusual.


When the game got underway, Notre Dame had one of the speediest fullbacks the Trojan defense had ever seen. O'Connor scored two touchdowns, including one on an 80-yard dash, and the Irish dominated the favored home team to the tune of 27-0.

It was a fitting script to what turned out to be Rockne's final game as the Notre Dame head football coach. The team won its second consecutive national championship, and the following March Rockne died in a plane crash in Kansas.

— Willie Shearer







## 1943 | 9-1-0

“They had speed, power and deception in their attack, and they looked like one of the best teams I have seen in years.”

— Georgia Tech coach Bill Alexander

“Even the business manager was calling friends and asking if they had an extra ticket. Not even the scalpers had any; you couldn’t buy one from them for love nor money for the simple reason that they didn’t have any.”

— Jim Costin, South Bend Tribune sports editor

“It would be most ungracious for me to say that the 1943 team, which I coach, was better than the 1929 team on which I played. What would my old teammates think of me if I said such a thing? There is honor and glory enough for all Notre Dame teams, winning or losing, and I, for one, refuse to be drawn into any arguments over which was the ‘best’ Notre Dame team. They are all great in my book. But, it would be unfair for me and most unkind to my present players, however, if I did not give them the credit they so richly deserve.”

— Frank Leahy

### IRISH MARCH TO 9-1 MARK AND FOURTH CONSENSUS NATIONAL CHAMPIONSHIP BEHIND HEISMAN WINNER ANGELO BERTELLI AND FRANK LEAHY’S T-FORMATION

At the beginning of the 1943 season many experts called Notre Dame’s schedule its most difficult in school history. The Irish faced seven teams that season that were ranked among the nation’s top 13 teams in the year’s final Associated Press poll.

Frank Leahy’s squad only had two returning starters from the ‘42 squad that finished 7-2-2. To make matters worse, seven of the 10 games in ‘43 were on the road.

The Irish were still in the early stages of adjusting to the T-formation, which Leahy installed the season before, moving away from the traditional Notre Dame “Box Formation.” The new offense enabled the ‘43 team to score 340 points, 156 more than the season before. The T-formation also led to the emergence of Angelo Bertelli, who moved from tailback to quarterback to lead the Irish offense.

Bertelli led the Irish to a 6-0 start as the team outscored its opponents 261-31. Included in that stretch were key victories over second-ranked Michigan and third-ranked Navy.

A record crowd of 85,688 witnessed the 35-12 Irish win in Ann Arbor. Bertelli was brilliant, completing five of eight passes for two touchdowns while All-America running back Creighton Miller averaged 16 yards per play against Michigan.

Led by Bertelli and All-America tackle Jim White, both of whom finished in the top 10 in the Heisman balloting that year, the Irish rolled to a 50-0 victory over Wisconsin and a 47-0 bashing of Illinois following the win over Michigan, to extend their record to 5-0.

Those wins were followed by a colossal matchup between top-ranked Notre Dame and third-ranked Navy in Cleveland. The Irish cruised to a 33-6 win but lost their quarterback. The Marine Corps called Bertelli into service with four games left in the season.

Leahy called on a sophomore to be Bertelli’s replacement in the following week’s game against Army, the third-ranked team in the country that week.

All Bertelli’s replacement did was throw for two touchdowns, run for another and intercept a pass to lead the Irish to a 26-0 win. A new star was born— the incomparable John Lujack.

With Lujack calling the signals, the Irish defeated two more top ten teams in the following two weeks, Northwestern and Iowa Pre-Flight.

All that stood between Leahy’s first undefeated and untied season was Great Lakes, a team the Irish had tied in their two previous meetings during the 1918 and 1942 seasons.

Notre Dame scored first but trailed 12-7 late in the fourth quarter. Miller capped off an 80-yard drive with a touchdown to put the Irish ahead 14-12 with 1:05 to play.

With 33 seconds remaining, Great Lakes quarterback Steve Lach connected on a 46-yard pass to Paul Anderson, who fielded the ball at the six-yard line and then went into the end zone for the game-winning score, ruining Notre Dame’s perfect season.




After the game, Leahy told his team, “You’re still champions to me, boys. You fought your hearts out every inch of the way in the greatest drive I’ve ever seen. Nobody is to blame for that last Great Lakes touchdown. It was just a fine play, splendidly executed.”

Despite the season-ending loss, Notre Dame picked up several awards that would become commonplace for the school. The Irish were crowned national champions by the Associated Press for the first time and Bertelli became the first Notre Dame player to win the Heisman Trophy.

Bertelli easily outdistanced Bob O’Dell of Pennsylvania and Otto Graham of Northwestern for the Heisman.

— Jeff Spelman





**LEAHY RETURNS FROM SERVICE TO LEAD IRISH TO FIRST OF FOUR CONSECUTIVE UNDEFEATED SEASONS**



World War II had finally ended and the United States was ready to think about something more pleasant than international conflict for a change — like Notre Dame football. The year was 1946, the coach was hard-driving Frank Leahy and it was the beginning of a dynasty for Notre Dame football.

In 1943, Leahy had guided the Fighting Irish to their first wire-service national championship, and fourth overall,

behind Heisman Trophy winner Angelo Bertelli and future Heisman winner John Lujack. World War II took many football players from college, including Bertelli in the middle of his Heisman campaign in '43, but many returned to the gridiron after the war ended, including Lujack, who would go on to win the Heisman in 1947.



For the players who returned to Notre Dame in '46, losing a college football game was not to be one of their post-war experiences. From 1946 to 1949, Notre Dame went 36-0-2 and won three national championships in one of the most successful four-year periods in college football history.

The 1946 season started it all. Halfback Terry Brennan and linemen Bill Walsh, Bill Fischer and John Mastrangelo were among the group of returnees from the previous season. There were several new faces who came to Notre Dame after Navy hitches had interrupted their respective careers at Holy Cross and Texas A&M. There were also players for whom the war had postponed college football, like end Jim Martin and running back Emil (Red) Sitko, and there were freshmen like

Leon Hart. Returning to Notre Dame along with Lujack were veterans such as tackle Zygmunt (Ziggy) Czarobski, end Jack Zilly, and fullback Jim Mello. Even Leahy was coming back to Notre Dame after a couple years in the service.

Leahy was a perfectionist and strict disciplinarian, and enduring his practices wasn't much more fun than being a soldier. But it sure produced results. The Irish usually had two separate platoons ready for each game, and often the first string didn't play much more than half the game. On the football field, the Irish had strength in numbers, and Leahy fought a war of attrition.

The season began with the Irish routing their first five opponents — Illinois, which went on to win the Western (now Big Ten) conference championship, Pittsburgh, Purdue, Iowa and Navy before facing top-ranked Army. Coached by the great Earl (Red) Blaik and featuring Doc Blanchard and Glenn Davis in the backfield,



Army had won two straight national championships and 25 straight games, including two defeats of Notre Dame in the previous two seasons by a combined score of 107-0.

The showdown was set for November 9 in Yankee Stadium where 74,121 fans turned out to see a 0-0 tie. Notre Dame advanced to the Army four-yard line in the second quarter for the game's deepest scoring threat, but the Cadets held on to downs. Blanchard broke into the clear once and appeared to be headed for a score, but an open-field tackle by Lujack saved the Irish from defeat.

Army retained its top ranking in the Associated Press poll after the game. But the Irish walloped their final three opponents by a combined score of 94-6 and were named national champions in the final poll of the season. When the smoke cleared, the Irish found themselves the nation's statistical leaders in total offense (441.3 yards per game), rushing

**1946 | 8-0-1**

"Prayers work better when the players are big."

— Frank Leahy on the cover of Time magazine Oct. 14, 1946

"I have told our players that they can expect the same thing (losing a game) to happen to them at any time if they let down or get to believing they are the champions after playing only one game."

— Frank Leahy

"Fifty-nine and forty-eight, this is the year we retaliate!"

— Impromptu battle cry fashioned by the squad after the 1944 and 1945 losses to Army

"You know, we started to plan for the national championship when spring practice opened last April. I told the boys that I thought we could make it, but that it would take hard work and lots of it; long, tiresome hours of sweat and toil on the practice field. The players dug in right from the start and gave everything they had and were rewarded with the national championship."

— Frank Leahy

"A team that won't be beat can't be beat. That's the story of the Army-Notre Dame scoreless battle in Yankee Stadium."

— Bill Corum, New York Herald-American

"A new Notre Dame football comet soared over the gridiron of Memorial Stadium this afternoon and crushed Illinois' championship hopes into dying embers, 26-6. It is a comet which promises to grow in brilliance as the season progresses and eventually light up the gridiron picture with victories over Navy, Army, Northwestern and Southern California for an undisputed national title."

— Gene Kessler, Chicago Times



offense (340.1 yards per game), total defense (141.7 yards per game) and scoring defense (2.7 points per game) and had allowed only Illinois, Purdue, Iowa, and USC to score points against them. For the season, Notre Dame outscored its opponents 271 to 24 in nine games.

It was only the beginning.

— Willie Shearer



## DOMINATING '47 SQUAD RUNS TO PERFECT RECORD AS HEISMAN WINNER LUJACK HEADS LIST OF ALL-STARS

In any discussion of college football's greatest teams, one team that always comes to mind is the 1947 Notre Dame squad. The Irish never trailed in any game that year and compiled a 9-0 record, their first unblemished record in 17 years.

Notre Dame held its opponents to under six points a game while averaging over 32 points. Only one team — Northwestern — scored more than one touchdown against the Irish that year. But maybe the most impressive note about the squad is that it sent 42 players to professional football.

The mainstays on that team included consensus All-Americans George Connor, Bill Fischer and John Lujack, who won the Heisman Trophy that year. The team also included future Heisman winner Leon Hart and the man who later succeeded Leahy as head coach of the Irish, Terry Brennan.

The Irish began the season with six turnovers against Pittsburgh, but Lujack scored three times to lead Notre Dame to an easy 40-6 win. Leahy's squad stumbled a little bit in the next game, too, but came out ahead of Purdue, 22-7.

Notre Dame then exploded for three consecutive shutouts over Nebraska (31-0), Iowa (21-0) and Navy (27-0). The win over the Cornhuskers avenged a 17-0 loss that Knute Rockne's 1925 squad suffered to Nebraska, the last time the two schools had met.

Following three impressive shutouts, the Irish faced Army, a team that had become such a fierce rival in previous years that the series was discontinued for 10 years after the 1947 game. The two teams battled to a 0-0 tie in 1946 in one of the most famous games in Notre Dame history.

Notre Dame entered the game as the top-ranked team in the country while Army was rated eighth. The Irish struck first when Brennan broke loose for a 97-yard kickoff return. Notre Dame built a 20-0 lead before Army finally scored. The Irish won 27-7 before a record crowd of 59,171 at Notre Dame Stadium.

The next week was the only close game of the year. Northwestern became the only team in 1947 to come within two touchdowns of the Irish as Notre Dame won 26-19.


The Irish ended the season with a 59-6 thrashing of Tulane and an impressive 38-7 win over third-ranked Southern California. When the final national polls came out, Notre Dame was No. 1 for the second straight year.

Just how good was this '47 team? Well, consider that several of the first-string players that year (such as Brennan) didn't even try out for professional football but opted to coach instead.

The great '47 squad also included six players who were elected into the National Football Foundation Hall of Fame — Lujack, Connor, Hart, Fischer, Sitko and Ziggy Czarowski. And to top that off, their coach, Frank Leahy, wound up the second winningest coach in college history just behind his mentor, Knute Rockne.

The Boston Herald called the '47 Irish team, "the greatest Notre Dame squad of all time. Its third string could whip most varsities."

The immortal sportswriter Grantland Rice added after the final game of the season, "There no longer is any doubt as to



## 1947 | 9-0-0

"Yes, if they let us use the two-team system — two teams at one time."

— Tulane coach Henry Frank when asked if his squad had a chance to upset Notre Dame

"A team that won't be beat can't be beat. That's the story of the Army-Notre Dame scoreless battle in Yankee Stadium."

— Bill Corum, New York Herald-American

"Be a fighter, gents. Not only out there on the football field, but out in life as well."


— Frank Leahy



the best team in college football, it happens to be Notre Dame. College football never before has known a team so big, so fast and so experienced."

His words may still hold true today.

— Willie Shearer





## IRISH EXCEED ALL EXPECTATIONS WITH THIRD TITLE UNDER LEAHY

November 15, 1945, ranks as one of the most important dates in Notre Dame football history. Check the record books, though, and you won't find one of the greatest games in Irish history played on that day.

November 15, 1945, was a Thursday, not a Saturday, and that was the day Lieutenant Frank Leahy was discharged from the Navy. He returned to Notre Dame campus, signed a 10-year contract and began what was to be one of the most successful four-year runs in college football history.

The 1946 and 1947 seasons brought national championships to Notre Dame. The 9-0-1 1948 team was runner-up to Michigan. But a national championship in 1949 would allow Notre Dame to close the decade in magnificent style.



And that is exactly what happened. Notre Dame went 10-0 which made for a four-year mark of 36-0-2. End Leon Hart won the Heisman Trophy and Leahy had his fourth championship and the school's seventh.

Before the season, however, nobody expected a championship team to emerge from the South Bend campus. The Irish needed somebody to emerge as a leader and attention was focused on Hart, already recognized as the finest end in the college game, along with Emil Sitko, Larry Coutre and co-captain Jim Martin. But most observers agreed that the Fighting Irish would need more than that.

Soon enough, they got it. In the sixth game of the season, against Michigan State on November 5, quarterback Bob Williams stepped to the fore. He led the top-ranked Irish to a 34-21 victory over the 10th-ranked Spartans in a game at East Lansing that the press thought would knock Notre Dame from its lofty perch atop collegiate football.

Williams continued to shine in subsequent games. He was at his daring best the following week in a game versus North Carolina played at Yankee Stadium. Leahy had given Williams instructions that he was never to pass the football on the fourth down situation on their own 19-yard line with the score tied 6-6 in the second quarter. He couldn't help himself. Knowing that if he failed he'd have to head to the nearest exit to avoid Leahy, the self-assured Williams completed an 18-yard pass to Larry Coutre for an Irish first down. Notre Dame went on to a 42-6 win, and Williams soon became recognized as the nation's best quarterback.

The Irish eased through their final two home games, rolling over Iowa, 28-7, and 17th ranked Southern Cal, 32-0. All that remained was what was sure to be an easy win over Southern Methodist in Dallas. SMU would be without its top player, 1948 Heisman winner Doak Walker, and the nation had virtually conceded the national championship to Notre Dame.



**Season's Best Game of the Year Goes Into the Record Book**

By John Wainwright

Notre Dame today will be remembered as the greatest team to ever play on the college gridiron. The Fighting Irish, coached by Frank Leahy, have won the national championship for the third time in four years. The team's record is 10-0-0, and they have defeated every team they have played.


The championship game was played at Yankee Stadium in New York City on December 19, 1949. Notre Dame defeated the University of California, 49-14. The game was one of the most exciting in the history of college football.

Notre Dame's offense was led by quarterback Bob Williams, who threw for 200 yards and three touchdowns. The defense was led by end Emil Sitko, who had a game-high 12 tackles.

The Irish' victory was a culmination of a season of dominance. They had won 10 straight games, including a 34-21 victory over Michigan State in November. The team's success was a testament to Leahy's coaching and the players' dedication.

The championship game was a showcase of Notre Dame's offensive prowess. Williams' passing game was particularly effective, and the Irish' defense was equally impressive. The game was a classic example of the Irish' style of play.

Notre Dame's victory in 1949 was a historic moment for the university. It marked the end of a decade of national championships and solidified the Irish' status as one of the premier college football programs in the country.



## 1949 | 9-0-0

"We'll have the worst team Notre Dame has ever had."  
— Frank Leahy in April of 1949

"Of course, I suppose I am always sort of a pessimist."  
— Frank Leahy

"It's the greatest college team I've ever seen."  
— Red Grange

"We shall always want Notre Dame men to play to win so long as there is a Notre Dame ... to win cleanly according to the rules ... because Notre Dame men are reared here on the campus in this spirit and because they exemplify this spirit all over the world, they are the envy of the nation."  
— Rev. John J. Cavanaugh, C.S.C.

"From the first ringing impact of knuckle upon nose ... Saturday's No. 1 spectacle was as one-sided as an election in Moscow."  
— Walter Stewart, Memphis Commercial Appeal

"Make mistakes against the average team and you're in trouble. Make mistakes against Notre Dame and it's suicide ... even a perfect team couldn't have turned back this great Irish squad."  
— Braven Dwyer, Los Angeles Times

Notre Dame jumped to an early lead before Mustang running back Kyle Rote came to life in the steady afternoon drizzle. Running at will, he scored two quick touchdowns and thanks to a missed extra point by SMU, the score was tied at 20 with seven minutes to go.

Notre Dame's back was to the wall for the first time all season, and the offense rose to the occasion. In blitzkrieg fashion, the Irish simply pushed SMU straight back into its own end zone with 10 determined rushes that covered 54 yards and put Notre Dame up by a touchdown, 27-20.

The drive was so quick, however, that SMU still had time to score. But in the shadow of the Notre Dame goal post, when Rote tried to pass for the tying touchdown, Notre Dame's Jerry Groom made a game-saving interception.

It was the final play of the game and of a decade that saw Frank Leahy lead the Fighting Irish to three national championships in four years.

— Willie Shearer



# IRISH WIN NATIONAL CHAMPIONSHIP AT START OF NOTRE DAME'S ERA OF ARA

Coach Ara Parseghian, in his third season at Notre Dame, made a difficult decision at the start of the 1966 season, picking sophomore Terry Hanratty as his starting quarterback over classmate Coley O'Brien, yet the decision proved without a doubt to be the correct one. Hanratty and split end Jim Seymour, also a sophomore, turned out to be one of the best passing combinations Notre Dame fans have ever seen.

The two had begun working together during the previous winter, developing their timing, moves and patterns so they would know each other's habits inside out when the 1966 season began. Seymour was a good bet to take over one of the end positions that was being vacated after the '65 season, but Hanratty had no such assurances of whether or not he would be the number-one quarterback.

Fortunately for Hanratty, Parseghian decided to balance an already steady running game, manned by Nick Eddy, Larry Conjar and Rocky Bleier, with the passing talent of Hanratty.

The decision bore fruit in the first game of the season, as Hanratty and Seymour hooked up 13 times for 276 yards — Notre Dame records for receptions and yards — and three touchdowns, which tied a school record. The Irish defeated Rose Bowl-bound Purdue that day, 26-14, in South Bend.

Notre Dame traveled to Northwestern for the second game of the season and won, 35-7. The Irish defense gave up its last points for the next three games and showed the kind of stiffness that ensured Notre Dame would never be out of any contest. Notre Dame returned home for the next two games and defeated Army and North Carolina by a combined score of 67-0, setting the stage for a showdown with Oklahoma.

Notre Dame traveled to Norman for what was supposed to be anybody's ballgame. The game was billed as a matchup between the small, quick, strong Sooners and the big, slow Irish. But Oklahoma was out of its element. Although the Irish lost Seymour to an ankle injury that would cost him two



games, the Fighting Irish rolled to a 38-0 victory and their third straight shutout of the young season.

Notre Dame pounded its next three opponents—Navy, Pittsburgh and Duke, giving up only one score, a touchdown to Navy. Meanwhile, the offense was hitting on all cylinders, racking up 31 points versus the Midshipmen, 40 against Pitt and a whopping 64 against the Blue Devils.

The game of the century took place on November 19 when number-one ranked Notre Dame traveled to East Lansing to play second-ranked Michigan State for all the marbles.

Notre Dame fell behind 10-0 in the second quarter, but O'Brien, who had been diagnosed with diabetes only a few weeks earlier and was still adjusting, brought the Irish back to a tie in the second half. The Spartan offense was unable to net a single yard running the ball in the second half, and when Notre Dame intercepted a pass and returned it to the Spartan 18-yard line in the fourth quarter, it looked like Notre Dame's chance to win. But three plays and minus-six yards later left the Irish with a 41-yard field goal attempt, which sailed wide to the right.

## 1966 | 9-0-1

"There's pressure in every coaching job, but winning makes it a lot easier to accept. Fortunately, we have been winning. But like one fan told me, we're with you Ara, win or tie. You notice he didn't say anything about losing."

— Ara Parseghian

"Man, those cats hit and stick to you. That game was rough."

— Bubba Smith, Michigan State defensive end

"Sure I do. Absolutely. I have no qualms about it, but ... there's not enough difference between No. 1 and No. 2 to say that whoever wins, it could be an upset."

— Ara Parseghian responding to a question about entering the Michigan State-Notre Dame game as the number-one team

"I knew there was going to be a winner and a loser, and I thought we were going to win. I never thought about a tie. The last thing Duffy Daugherty or I wanted was a tie."

— Ara Parseghian

"The Super Bowl was not as big as that Michigan State-Notre Dame game."

— Captain Jim Lynch, who also played in Super Bowl IV, remarks on the Michigan State-Notre Dame game 25 years later


Notre Dame had the ball again on its own 30 with 1:24 left in the game. But rather than gamble with passes deep in their own territory, the Irish attempted to run the ball out of danger. The game was a 10-10 tie.

The Irish held on to their top ranking and traveled to Los Angeles to play Rose Bowl-bound USC. The Irish tore the Trojans apart, 51-0, posting the team's sixth shutout in 10 games and ensuring another unanimous number-one selection for the national championship.

— Willie Shearer







**CLEMENTS AND TALENTED IRISH BACKFIELD CLINCH TITLE WITH SUGAR BOWL WIN OVER NO. 1 TIDE**

Every college football season seems to have its own game of the century, but the 1973 matchup between Notre Dame and Alabama was special. It came in the Sugar Bowl, and it was to be a dream game.

Two undefeated, highly-ranked teams with long and storied gridiron traditions were set to battle for the national championship.

The prognosticators' predictions rang true as the Fighting Irish emerged 24-23 victors over the Crimson Tide of Alabama

in a thriller that saw the lead change hands six times.

Bob Thomas, who had missed two earlier attempts in the game, kicked a 19-yard field goal with 4:26 remaining to give the Irish and coach Ara Parseghian the one-point triumph over top-rated Alabama. The win clinched Notre Dame's sixth wire-service national championship and ninth overall as the Irish finished the season with a perfect 11-0 record.

The balanced Irish attack was keyed by four backs who gained over 300 yards apiece: fullback Wayne Bullock (752), halfback Art Best (700), halfback Eric Penick (586) and quarterback Tom Clements (360). It was one of the fastest backfields Notre Dame had ever assembled, as Penick had 9.5 speed in the 100-yard dash, while Best checked in at 9.7.

The Irish were ranked in the eighth spot with wins over Rice and Army, setting the stage for what everyone considered to be Notre Dame's first real test of the year, a home battle with sixth-ranked USC.

The Trojans came to town riding a 23-game unbeaten streak, and Notre Dame was full of memories of the previous season's clash, which saw running back Anthony Davis romp for six touchdowns in a 45-23 Trojan win.

Squib kicks were the solution to the problem of Davis returning kicks, and a fired-up defense held him to just 55 yards on 19 carries. Quite simply, the day belonged to Notre Dame, as Penick ran for 118 yards, 50 more than the entire USC squad. The Irish pulled off a 23-14 win and jumped to fifth in the polls.

Notre Dame cruised through the remainder of the schedule. Navy was an easy victim, 44-7, and 20th-ranked Pittsburgh played the docile host to the Irish and fell 31-10. The Irish finished off Parseghian's first perfect regular season with a 48-15 win over Air Force and a 44-0 whitewashing of Miami at the Orange Bowl.

The stage was set for the contest between number-one Alabama and third-ranked Notre Dame that seemed to deserve every phrase of its high-powered buildup. The Irish opened the contest with a superb defensive effort that held the Tide without a yard in the first period as Notre Dame took a 6-0 lead. Alabama's thoroughbred backs made it out of the starting gate in the second period, however. They produced three long drives that resulted in a pair of touchdowns, the first of which put the Tide up 7-6.

Early in the fourth quarter, the game took a wild turn with three turnovers in 90 seconds. Alabama took charge and put in its own version of the razzle-dazzle.

With the ball on the Notre Dame 25, quarterback Richard Todd handed off to halfback Mike Strock, then raced to the



Notre Dame  
DAVE CASPER  
TIGHT END 1973

**1973 | 11-0-0**

"It was the kind of game you could sink your teeth into."

— Bear Bryant on the Alabama-Notre Dame Sugar Bowl

"I really thought it was going to be intercepted."

— Irish quarterback Tom Clements on his 38-yard pass out of the end zone to help the Irish run out the clock

"This was not only a great game for Notre Dame, it was a great game for college football."

— Ara Parseghian after the Alabama game

"I just remember breaking free. I can't remember anything else."

— Eric Penick commenting on his 85-yard touchdown run that gave Notre Dame its first victory over USC since 1966

"How does it feel? It feels like the end of four long waiting years. It feels like the top of the world. And only one thing could possibly beat this — 11-0."


— Brad Doherty after the Miami win

sidelines where he took a return pass from Strock and went in for the score.

But Alabama missed the conversion try and the Tide had only a slim two-point lead.

Notre Dame then marched 79 yards in 11 plays. Strong runs by Hunter, Penick and Clements and a 30-yard pass from Clements to Dave Casper carried the drive to the Alabama 15-yard line. The Irish got to the three, but couldn't get any closer before the call went to Thomas. His kick was true, the game belonged to the Irish and so did the national championship.

— Willie Shearer




## THEN THERE WERE NONE — IRISH DEFEAT TOP-RANKED, UNBEATEN TEXAS FOR '77 TITLE

Who could forget the cover of Sports Illustrated the week after Notre Dame had defeated Texas 38-10 in the 1978 Cotton Bowl? A fierce Terry Eurick was pictured fighting through a hole in the offensive line, the caption reading, "The Irish Wake the Echoes." On the inside, "Shakin' Down the Thunder" was the title of an article about how Notre Dame's victory over the previously-unbeaten Longhorns was enough to vault the Irish from fifth to first in the wire-service polls and give the University its seventh wire service national championship and 10th overall.

The theme for that January 2 in Dallas could have been "and then there were none." For there was not one unbeaten team remaining after the Irish had knocked Texas from its No. 1 ranking.




Third-year Irish coach Dan Devine made sure his charges were ready to take care of America's last undefeated team. An unrelenting defense was the reason why. The defense featured



national championship in 1977. Quarterback Joe Montana and running back Jerome Heavens both rebounded on offense, teaming with All-America tight end Ken MacAfee, who led the team in receiving for the third straight year.

The offense came on strong in 1977 as Montana threw for over 1,600 yards and 11 touchdowns and Heavens led the team with 994 rushing yards. Montana earned a reputation as "The Comeback Kid" with performances like the one he had in the third game of the season when, in his first appearance in over a year, he engineered the Irish to 17 fourth-quarter points in Notre Dame's come-from-behind 31-24 win at Purdue. Later in the season, the Irish traveled to Death Valley to play the 15th-ranked Clemson Tigers, and Montana scored two fourth-quarter touchdowns to bring the Irish to a 21-17 win.

Heavens was healthy again in 1977 and he joined the explosive Vagas Ferguson behind Montana. Heavens proved himself fully recovered with 136 yards against Michigan State and followed his



1976 Outland Trophy winner Ross Browner at one end and Willie Fry at the other, supported by a tough, mobile group of linebackers headed by All-American Bob Golic. The Irish forced six Texas turnovers in the Cotton Bowl, and an opportunistic offense capitalized on five of them. Notre Dame's devastating strength in the trenches roped up Texas' Heisman Trophy winner Earl Campbell. He managed a tough 116 yards on 29 carries.

Notre Dame's defensive strength came as no surprise in 1977, and it was the primary reason the Irish were near the top of the polls in the preseason rankings. But it was an unexpected boost from the offense that gave Notre Dame the

second-game road loss, a 20-13 defeat at Ole Miss that proved its sole '77 blemish.

The Irish ran out to a 24-10 halftime lead in the Cotton Bowl and then added touchdowns in each of the final quarters for an overwhelming 28-point victory. Few questioned who was number one.

Notre Dame leapfrogged over the four teams ranked ahead of it to grab the nation's top position.

The Irish did, indeed, wake the echoes and shake down the thunder.

— Willie Shearer

## 1977 | 11-1-0

"Pressure comes from within the family. There's no pressure hanging over our heads. We've got this guarded optimism."

— Dan Devine during the preseason

"You have to remember that defenses are made on the football field, not in the preseason polls, not in newspaper or magazine articles and not at press conferences."

— Irish captain Willie Fry

"I don't like to say it was easy, but ... well, the way we played today, we could have dominated any line in the country."

— Irish offensive tackle Tim Foley on the Irish win over Texas

"We earned it on the field. We played number one and we beat them."


— Dan Devine

"At least the team that beat us was a good one. Everyone can't say that."

— Texas coach Fred Akers



# HOLD-YOUR-BREATH SEASON ENDS PERFECTLY WITH NATIONAL TITLE IN FIESTA BOWL



It wasn't long after Lou Holtz's arrival as head football coach at Notre Dame that he opined that the Irish couldn't expect to be a great team until they were great on defense.

That prophecy came true for Holtz and the Irish in 1988 - ironically, just a year after Notre Dame's Tim Brown had captured the Heisman Trophy. But with his departure came a revitalization of the defense, led by senior defensive end Frank Stams, junior linebacker Michael Stonebreaker, sophomore defensive tackle Chris Zorich and senior linebacker Wes Pritchett, all of whom merited some sort of All-America honors. They were supported by cornerback Todd Lyght, linebacker Ned Bolcar and defensive tackle Jeff Alm, who went on to earn that same All-America acclaim a year later.

The end result was a consensus national championship for the Irish in 1988, thanks to a perfect 12-0 campaign. The title came in Holtz's third season as Irish head coach, much as Frank Leahy, Ara Parseghian and Dan Devine before him had claimed national crowns in their respective third seasons as Irish head coach. It came thanks to riveting regular-season triumphs over Michigan, Miami and USC — and it ultimately featured wins over teams ranked first, second and third in the polls when they faced Notre Dame.

When the 13th-ranked Irish debuted against ninth-rated Michigan in Notre Dame Stadium, Holtz knew his youthful offense would be tested, particularly with a green group of receivers featuring Ricky Watters at flanker in a switch from tailback, plus rookies Derek Brown and Raghib Ismail. His concern was borne out when Notre Dame did not score a touchdown from scrimmage.

But Watters returned a Michigan punt 81 yards for a touchdown, and unheralded walk-on kicker Reggie Ho knocked through four field goals, twice bringing the Irish from behind including the game-winner with 1:13 remaining. A field-goal miss from 48 yards as time expired by the Wolverines earned Notre Dame a 19-17 opening victory.

Four wins later, the fourth-rated Irish welcomed top-ranked Miami and its 36-game regular-season unbeaten streak to Notre Dame Stadium. The streak bit the dust that day by a 31-30 count, as Notre Dame forced seven Hurricane turnovers and made use of a bevy of heroes, lastly Pat Terrell, who knocked down Miami quarterback Steve Walsh's two-point conversion pass with 45 seconds remaining.

Terrell previously ran an interception back 60 yards for a score, Stams forced two Walsh fumbles, recovered another and tipped the pass Terrell intercepted — and quarterback Tony Rice threw for a career-high 195 yards. The Irish took the lead for good midway through the third period after thwarting a fake punt by Miami and then held on down the stretch. Though Walsh threw for 424 yards, the stingy Irish front line limited the Canes to 57 rushing yards.

The season finale found the 10-0 and top-ranked Irish underdogs against second-rated and also unbeaten USC in the Los Angeles Coliseum. Again, it was defense that dominated for Notre Dame in a 27-10 victory. Stams had nine tackles, two and a half sacks and a fumble recovery and made life miserable for Trojan standout Rodney Peete. Cornerback Stan Smagala ran an interception back 64 yards for a 20-7 halftime lead after Rice had skirted left end for 65 yards for the first points of the game.

The Irish prevailed despite going 29 minutes in the second and third periods combined without a first down — and in spite of the fact leading rusher Tony Brooks and leading receiver Watters, both sophomores, were suspended the day before the game.

Notre Dame met third-ranked and unbeaten West Virginia in the Fiesta Bowl in hopes of claiming the championship — and the Irish rode early leads of 16-0 and 23-3 to an eventual 34-21 victory, banking on another staunch defensive effort.

Rice ran for 75 yards and completed seven throws for 213 more yards. Meanwhile, Stams had two sacks on his way to the defensive MVP award, and the Irish dominated a heralded Mountaineer offensive line that had been one of the main reasons West Virginia had never trailed in a game all season. The more physical Notre Dame team knocked quarterback Major Harris out of the contest early due to a bruised shoulder and limited the potent Mountaineer ground game to 108 yards.

Holtz's final pronouncement: "This team will go down as a great football team because nobody proved otherwise."



## 1988 | 12-0-0

"If you look at it on paper, there is no justification for Notre Dame to be rated in the top 20."

— Lou Holtz in the preseason

"If we are number one, I don't care who is number two."

— Lou Holtz

"I was so tired, I was wondering if we'd ever get off the field."

— Defensive end Frank Stams after the USC game

"I think this team is underrated even if we are No. 1. I've read articles that people have sent to me all year saying we were lucky against this team or that. Our football team is prettier than I am, but that's about it. We don't play pretty all the time, but we sure play together as a team."

— Lou Holtz

"The poll is great and it creates a tremendous amount of interest. But I only pay attention to the last one. It's amazing. Here we are number one and I'm scared to death of a team that hasn't won a game."

— Lou Holtz

"I'm exactly the same today as when I woke up yesterday. The players are the same. We're not bigger. We're not stronger. We're not faster. We're not going to change our uniforms. If you start worrying about No. 1 and try to defend it, the pressure would be tremendous."

— Lou Holtz

"Winning the national championship was never in my thoughts. I have been asked the question did I ever dream about winning the national championship.

"Yeah, you dream about it, but I never really thought that it would happen to me. I never thought I would coach a national championship team. It still hasn't sunk in on me yet."

— Lou Holtz

"We're going on a mission this year, a couple of weeks of sacrifice for something that we're going to be able to enjoy and celebrate the rest of our lives. That's a small price to pay."

— Senior tailback Mark Green

