

7 NCAA TOURNAMENT APPEARANCES • 9 WNIT APPEARANCES • 5 CONFERENCE CHAMPIONSHIPS

### 2024-25 SCHEDULE

DATE	OPPONENT	TV	TIME (CT) / RESULT
<b>NOVEMBER</b>			
4	NORTH CAROLINA A&T	ACCNX	.....W, 77-64
9	OLD DOMINION	ACCNX	.....L, 79-70
12	WESTERN MICHIGAN	ACCNX	.....W, 72-44
16	at Arizona State %	ESPN+	.....L, 80-73
17	vs Minnesota %		.....L, 65-56
22	LAMAR	ACCNX	.....W, 56-54 OT
25	ARKANSAS-PINE BLUFF	ACCNX	.....W, 82-58
29	UT ARLINGTON	ACCNX	.....W, 71-46
<b>DECEMBER</b>			
5	at Missouri ^	SECN	.....L, 68-61
8	at (rv/rv) Florida State *	ACCN	.....L, 93-85
11	(rv/-) TEXAS TECH	ACCNX	.....W, 61-57
19	at North Texas \$	ESPN+	.....W, 74-66
20	vs Chicago State \$		.....W, 73-52
<b>JANUARY</b>			
2	STANFORD *	ACCN	.....W, 67-63
5	(20/23) CALIFORNIA *	ACCN	.....L, 81-66
9	at Syracuse *	ACCNX	.....W, 72-71 OT
12	at Pitt *	ACCNX	.....L, 72-59
16	(14/14) NORTH CAROLINA *	ACCNX	.....L, 64-33
19	(3/3) at Notre Dame *	ACCN	..... 5 p.m.
23	(16/16) DUKE *	ACCN	..... 7 P.M.
26	at Miami *	ACCNX	..... 11 a.m.
30	(rv/-) LOUISVILLE *	ACCN	..... 7 P.M.
<b>FEBRUARY</b>			
2	at Virginia Tech *	ACCNX	..... 1 p.m.
6	at (17/17) Georgia Tech *	ACCNX	..... 6 p.m.
9	PITT *	ACCNX	..... 2 P.M.
16	CLEMSON *	ACCN	..... 4 P.M.
20	at Wake Forest *	ACCNX	..... 5 p.m.
23	at Boston College *	ACCNX	..... 1 p.m.
27	VIRGINIA *	ACCNX	..... 7 P.M.
<b>MARCH</b>			
2	(21/21) NC STATE *	ACCN	..... 11 A.M.
5-9	Ally ACC Women's Basketball Tournament, Greensboro, N.C.		

Home games in **BOLD** | All Home Games played in Moody Coliseum  
 All times CENTRAL | (AP Poll / Coaches Poll)  
 \* - Conference game | % - Brianna January Classic (Tempe, Ariz)  
 \$ - Evan Moore Classic (Denton Texas) | ^ - SEC/ACC Challenge Game

### ON THE AIR

TV ..... ACCN  
 PLAY-BY-PLAY .....  
 ANALYST .....  
 RADIO: ..... John Hendry (PxP)  
 Available on the SMU Mobile App / The Varsity Network App (Search SMU)  
 LIVE STATS ..... SMU.StatBroadcast.com  
 WEBSITE: ..... www.SMUMustangs.com

### FOLLOW THE MUSTANGS

FACEBOOK ..... SMUMustangs / SMUBasketballW  
 TWITTER ..... @SMUMustangs / @SMUWBB  
 INSTAGRAM: ..... @SMU.Mustangs / @SMUWBB

### PUBLIC RELATIONS

WOMEN'S BASKETBALL SID: ..... Henry Lenhardt  
 CELL ..... 925-474-7460  
 OFFICE ..... 214-768-6527  
 E-MAIL ..... Hlenhardt@smu.edu  
 PRESS ROW PHONE: ..... 214-768-7742  
 CREDENTIAL LINK... <https://secure.sportssystem.com/events2/credapp.cfm>

### GAME 19 // SUN. JAN. 19 // PURCELL PAVILION // SOUTH BEND, IND.

### SMU MUSTANGS



10-8 (2-4 ACC)  
 Home: 7-3 | Away: 2-4 | Neutral: 1-1  
 Last Game: L, 64-33 vs North Carolina  
**Head Coach:** Toyelle Wilson  
**At SMU:** 55-52 (4th season)  
**Career:** 110-95 (7th season)

### (3/3) NOTRE DAME FIGHTING IRISH



15-2 (6-0 ACC)  
 Home: 9-0 | Away: 6-0 | Neutral: 0-2  
 Last Game: W, 81-66 vs Georgia Tech  
**Head Coach:** Niele Ivey  
**At ND:** 104-34 (5th season)  
**Career:** Same as above

### THE RUNDOWN

#### // SMU TRAVELS TO SOUTH BEND

- The SMU women's basketball program continues its inaugural season in the Atlantic Coast Conference (ACC) by traveling to South Bend, Ind., to face No. 3 Notre Dame on Sunday at 5 p.m. CT inside the Purcell Pavilion. Fans can watch the game on ACCN or listen on the radio through the SMU Mobile App.
- The Mustangs will look to bounce back after dropping back-to-back games against Pitt and North Carolina. SMU is 2-4 on the road this season and will look for its first win over an AP top-five team since the team beat No. 4 Colorado State 65-49 in the 1999 WAC Tournament.
- Against Pitt, SMU went 12-of-33 from beyond the arc. It was the second-most three-pointers taken in and the ninth-most made in a single game in school history. The team also held Pitt to just one field goal in the first quarter (1-12).
- SMU enters the game with two players averaging double-digit points this season: Nya Robertson (20.0) and Chantae Embry (11.7). In ACC games, Robertson (19.7) and Embry (11.3) are averaging double figures.
- Guard Nya Robertson has been turning heads all season long. She enters the game, scoring 19.7 points per game in ACC games and has scored 20 or more points in four of her past five games. It was the first time in her career she has had four consecutive games scoring 20 points as she has achieved the feat 10 times this year. She is one of three players in the ACC to have 10 or more 20-point games this season.
- She is the first Mustang since McKenzie Adams during the 2017-18 season to score 20 or more points in three straight games and is the first Mustangs to record 10 or more 20-point games since Admas did during that same season.
- Robertson enters the game ranked 11th in the NCAA and third in the ACC in points per game (20.9). She is second in the NCAA in field goal attempts (330) and 13th in the NCAA and third in the ACC in total points (355). She has reached double-digits in every game this season. Robertson enters the game ranked inside the top five in the ACC in nine offensive categories.
- Center Jessica Peterson hauled in 10 or more rebounds in four of her last five games, including 16 against Stanford. Against North Texas, she recorded 19 rebounds, marking her second game of 19 or more rebounds this season. She enters the game ranked third in the NCAA and first in the ACC in rebounds per game 12.1 and is one of two ACC Players to record a 20-rebound game this season.
- Chantae Embry recorded her first double-double of the season against North Texas and averaged 14.5 points across both games at the Evan Moore Classic. Embry has been automatic at the foul line this season as she has is third in the ACC in free throw percentage (88.7).
- The ACC has posted 159 victories through the non-conference portion of the regular season, including 27 victories against power conferences and 10 wins against ranked teams. Six ACC teams are currently ranked in the Associated Press (AP) Top 25, headlined by Notre Dame remaining at No. 3. North Carolina moved up five spots to No. 14, followed by Duke at No. 16, Georgia Tech at No. 17, Cal at No. 18 and NC State at No. 21
- SMU is in its fourth season under head coach Toyelle Wilson. The Mustangs are 55-52 under Wilson and have made the WNIT twice during her tenure. She holds a career record of 110-95 in seven seasons of head coaching.

### PROJECTED STARTING LINEUP (STARTERS VS PITT (1/12/25))

1	3	2	4	35
<b>ZANAI JONES</b> JERSEY CITY, N.J.	<b>NYA ROBERTSON</b> FORT WORTH, TEXAS	<b>TK PITTS</b> TULSA, OKLA.	<b>KAYSIA WOODS</b> LINCOLN, NEB.	<b>JESSICA PETERSON</b> RANCHO CUCAMONGA, CALIF.
GP/GS: 18/18	GP/GS: 18/17	GP/GS: 18/17	GP/GS: 18/3	GP/GS: 18/18
MINUTES: 32.7	MINUTES: 34.1	MINUTES: 24.2	MINUTES: 12.9	MINUTES: 29.8
POINTS: 8.2	POINTS: 20.0	POINTS: 5.1	POINTS: 3.3	POINTS: 9.7
REBOUNDS: 2.6	3PT%: 31.0	REBOUNDS: 5.2	REBOUNDS: 2.4	REBOUNDS: 12.1
ASSIST: 4.1	FT% 81.3 (77-95)	STEALS: 2.3	FT%: 66.7% (4-6)	BLOCKS: 1.4
FG%: 36.0	FG% 34.1	FG%: 44.6	FG%: 40.4	FG%: 49.3







- SMU, a private university in Dallas, is a center for global research and teaching that serves approximately 7,000 undergraduates and 5,000 graduate students through eight degree-granting schools.
- SMU ranks in the top 20% of universities by U.S. News and World Report, with top 50 graduate programs in business (34), law (44) and education (48).
- SMU attracts high-achieving students from all 50 states and over 85 countries, with incoming first-year students averaging a 32 ACT score and a 3.7 GPA. Seven out of 10 first-year students receive scholarships or grants, and 75% graduate without debt.
- Within six months of graduation, 91% of graduate students and 86% of undergraduates are employed, enrolled in further education, pursuing military service, or volunteering. The median starting salary for undergraduates is \$70,000 and \$85,000 for graduates.
- Ninety-two percent of SMU student-athletes earn degrees, and 80% graduate with a GPA of 3.0 or higher. SMU's Life after Ball program supports their career readiness through networking, mentoring, and internships.
- Sophisticated high-performance computing and targeted goals are the hallmarks of SMU research which fosters interdisciplinary collaboration on earth hazards and national security; education and technology; data science and urban studies.
- SMU faculty members are elected to prestigious groups such as the National Academy of Sciences, National Academy of Engineering, National Academy of Education, and Arnold and Mabel Beckman Foundation Scholars. They are also fellows of organizations like the National Endowment for the Humanities, American Academy of Arts and Sciences, and John Simon Guggenheim Memorial Foundation, American Council of Learned Societies, National Humanities Center and Harvard Society of Fellows - Junior Fellows.
- SMU graduate students receive prestigious awards like the National Science Foundation Graduate Research Fellowship, National Science Foundation Doctoral Dissertation Research Improvement Grant, Boren Fellowship, and the Federal Highway Administration Dwight D. Eisenhower Transportation Fellowship. They also earn competitive dissertation and career advancement awards, including the Newcombe Doctoral Dissertation Fellowship, Louisville Institute Dissertation Fellowship, PEO Scholar Award, ACLS Emerging Voices and Leading Edge Fellowships.
- SMU undergraduates are regularly selected for competitive national awards, including 31 Goldwater Scholars, four Marshall Scholars, 15 Truman Scholars and two Schwarzman Scholars. In the last five years, 28 students were awarded Fulbright scholarships.





- Entrepreneurship opportunities abound at SMU – through academic majors and minors ranging from business and engineering to the arts – as well as academic centers offering mentoring, funding, competitions and support to students across various disciplines.
- SMU is home to the George W. Bush Presidential Center, Library, Museum, Foundation and Institute, attracting over 1.9 million visitors since opening in 2013.
- SMU is Dallas’ university, located in a city that hosts 24 Fortune 500 companies.
- Dallas was named the No. 1 best sports business city by the Sports Business Journal in 2024, boasting of six professional sports clubs, collegiate athletics, annual premiere events and world class athletics’ facilities.
- SMU Athletics has invested over \$250 million in facilities since 2013. The Garry Weber End Zone Complex at Ford Stadium, opening in fall 2024, features premium fan spaces and dynamic student-athlete facilities.
- SMU is the only NCAA FBS program in Dallas, with a record of 10 national championships, over 200 team conference championships, 100 individual national championships, 150 NCAA top-10 finishes, nearly 2,000 All-American honors and more than 150 Olympic appearances.
- SMU won a school-record eight championships in 2023-24 and is riding a surge of momentum heading into 2024-25, with all 17 programs reaching the postseason and 16 programs winning conference championships since 2013.
- SMU football has more wins than any Division I team in the state of Texas since 2019 and appeared in the AP Top 25 in four of the last five years. In the fall of 2023, the Mustangs won their first conference championship since 1984.
- In 2023-24, SMU finished as the No. 1 American Athletic Conference program and ranked 54th nationally in the final LEARFIELD Directors’ Cup Division I Standings, ahead of six programs from the Big 12, five schools from the ACC, four teams from the Big Ten and three programs from the SEC.
- In the week after the ACC offered membership to SMU, the University raised \$100 million to support its move to the conference, and a total of \$159 million over the 2023-24 fiscal year. In preparation for its inaugural year in the ACC, SMU set a new season ticket sales record for Ford Stadium and is on pace to more than double year over year.



# SMU WOMEN'S BASKETBALL GAME NOTES

## NUMBERS TO KNOW

49

The 2024-25 season will mark the 49th year of women's basketball on the Hilltop. Since its first game in 1976, SMU holds a record of 719-686.

8

Roster overhaul, SMU added eight new player to the roster for the 2024-25 season. The group consists of seven transfers and one freshman.

19

Get to Moody! The Mustangs will play 19 home games, 11 non-con and 9 ACC, during the 2024-25 season.

9

SMU has advanced to the WNIT nine times in program history. The Mustangs have made the tournament twice in the last three seasons

## IN THE RECORD BOOK

### MOST REBOUNDS IN A GAME

1.	Alicia Froling at Cincinnati	1/27/16	22
2.	Dai'ja Thomas vs. East Carolina	1/13/18	22
3.	<b>Jessica Peterson vs UT Arlington</b>	<b>11/29/24</b>	<b>21</b>
4.	Felicia Bluiitt vs. TCU	2/7/86	21
5.	Christine Elliott vs. Tulane	2/26/09	21
6.	Alicia Froling at Texas A&M	12/7/15	21
7.	Katie Remke vs. Boston U.	12/2/00	20
8.	S. Smothers-Johnson vs. TCU	1/19/85	19
9.	Kendall Shead at Tulsa	1/5/04	19
10.	<b>Jessica Peterson vs North Texas</b>	<b>12/19/24</b>	<b>19</b>

### MOST FIELD GOAL ATTEMPTS IN A GAME

1.	Keena Mays vs. UAB	2/7/13	30
2.	Rhonda Rompola vs. Texas A&M	1/19/82	29
3.	Rhonda Rompola vs. Texas	1/28/82	29
4.	Kayla White vs. Arkansas-Pine Bluff	12/28/21	28
5.	McKenzie Adams at Oklahoma	11/17/17	27
6.	<b>Nya Robertson vs UT Arlington</b>	<b>11/29/24</b>	<b>26</b>
7.	Rhonda Rompola vs. North Texas	12/16/81	26
8.	McKenzie Adams at Tulsa	1/2/16	26
9.	Alicia Froling at Cincinnati	1/27/16	26
10.	LeQuita Smith vs. Rice	1/16/88	25
11.	Keena Mays at Minnesota	3/23/14	25
12.	<b>Nya Robertson at Syracuse</b>	<b>1/9/25</b>	<b>25</b>

### MOST TURNOVERS FORCED IN A GAME (TEAM)

1.	35.....San Jose State, 1/15/00
2.	<b>33.....Western Michigan, 11/12/24</b>
3.	33.....Georgia, 11/25/95
4.	31.....Georgia Southern, 11/17/01
5.	30.....Whichita State 1/29/20
6.	30.....North Texas 12/14/08

### MOST THREE-POINTERS MADE (TEAM)

1.	14.....San Jose State, 2/12/04
2.	13.....at TCU, 3/3/01
3.	12.....at Tulsa, 1/13/11
4.	12.....Boise State, 1/31/04
5.	12.....at Boise State, 2/1/03
6.	12.....San Jose State, 2/28/01
7.	12.....Stephen F. Austin, 12/1/98
8.	12.....at Marshall, 2/21/10
9.	<b>12.....at Pitt 1/12/25</b>

### MOST THREE-POINT ATTEMPTS (TEAM)

1.	34.....Indiana State, 12/20/09
2.	<b>33.....at Pitt 1/12/25</b>
3.	32.....Louisiana Tech, 2/21/04
4.	31.....Texas Tech, 12/21/96

## // THE MATCH-UP

- Sunday's game will be the fourth meeting between the two programs and the first since 2008.
- The last time the teams met was in the first round of the 2008 NCAA tournament as Notre Dame won 75-62. It was SMU's most recent tournament appearance.
- It is the first time since 1982 that the teams will play each other in South Bend. The Irish are on a 10-game winning streak and are ranked inside the top 10 in the NCAA in eight statistical categories, including leading the nation in three-point field goal percentage (42.9)

## // HOME SWEET HOME

- The Mustangs are 29-12 at home over the last three seasons. Before conference play began, the Mustangs won nine of their previous 10 home non-conference games dating back to last season.
- SMU is 7-3 at home this season and has won five of its last seven home games. The Mustangs defeated Stanford 67-73 at home to earn their first-ever ACC win

## // SECOND CHANCE OPPORTUNITIES

- The Mustangs have collected 12 or more offensive rebounds in 16 of the team's 18 games this season, including 13 of the past 14. SMU collected 18 offensive rebounds against Syracuse and has had at least 18 in eight games this season.
- Before only recording eight against Cal the team had 10 straight games of 12 or more offensive rebounds, the most consecutive games with 12 plus offensive rebounds since the 2017-18 season. SMU is ranked 12th nationally and leads the ACC in offensive rebounds per game (16.1).
- SMU has recorded 20 or more offensive rebounds five times this season. The five games are the most 20+ offensive rebound games in a single season since the team had seven during the 2019-20 season.
- The Mustangs have dominated the paint all season long and rank 14th in the NCAA and second in the ACC in rebounds per game at 43.28. SMU has hauled in over 50 rebounds three times this season. Against Chica-go State, the team recorded a season-high of 53, which is tied for the most since the 2019-20 season.

## // CONFERENCE PLAY UNDERWAY

- Through four ACC conference games, SMU is 2-4 overall and has lost its last two games.
- Nya Robertson is averaging 19.7 points per game and is looking for a bounce-back performance after scoring five against UNC. She had a 28-point performance against Syracuse.
- Zanai Jones is averaging 9.7 points per game and recorded her first 20-point game against Stanford. Jones has also been dishing out the ball at an elite level recording 5.2 assists a game in ACC play.
- Chantae Embry sits at 11.3 points per game and is 7-14 from three-point range in three ACC games played

## // A WALKING BUCKET

- Nya Robertson as been SMU's primary scorer all year long as she currently averages 20.0 ppg and ranks 20th in the NCAA and third in the ACC in scoring.
- She is on pace this season to be the first Mustangs to average over 20 points a game since Keena Mays averaged 21.0 ppg during the 2013-14 season.
- Robertson has showcased her scoring ability all season long, and she enters the game ranked first in the ACC in field goal attempts (2nd in the NCAA- 349), third in total points (13th in the NCAA- 360), and second in three-point attempts (6th in the NCAA- 145).
- Against Texas Tech, she scored 14 points in the fourth quarter to complete the comeback victory.
- She scored 28 points and tied her career-high in field goals made (12) against Syracuse. The guard shot 48% from the field (12-25), which was her best shooting performance of the season.
- Robertson went 10-26 from the field in against UTA; her 26 attempts are tied for the sixth most in program history by a single player and the most since Kayla White took 28 shots vs. APBU in 2021.
- Robertson has scored over 20 points 10 times this season, including scoring 29 points against UT Arlington. She has achieved the feat 29 times in her career.
- Her double-digit point streak came to end against North Carolina as she had scored in double-figures in 24 consecutive games dating back to last season. She has reached double-digit points in 58 of her career 74 games played.
- Robertson reached the 1,000 career point milestone in the third quarter against Arkansas Pine Bluff. It only took her 63 career games (56 at George Washington / 7 at SMU) to reach the milestone.
- Against Old Dominion, scored a season-high 29 points, which was the most points by a Mustang inside Moody Coliseum since Kayla White scored 34 against East Carolina on Jan. 13, 2022.

## // PRIME TIME PETERSON

- Jessica Peterson is amidst a career season as she currently ranks third in the NCAA and leads the ACC in rebounds per game at 12.1 and is second in the NCAA and first in the ACC in total rebounds (218).
- Peterson also ranks 13th in the NCAA / second in the ACC in defensive rebounds per game (7.7) and 11th in the NCAA / second in the ACC in offensive rebounds per game (4.4).
- Against UTA, she hauled in a career-high 21 rebounds, the second most by a player in a single game in program history. She is now the seventh player in school history to record 20 or more rebounds and the first since Dai'ja Thomas had 22 vs East Carolina 1/13/18 (Tied School Record).
- Peterson has been a force on both sides of the ball recently as she recorded a career-high six blocks against UAPB. It was the most blocks by an individual Mustang in a game since Alicia Froling had seven against Wichita St in 2019.



## // SEEING DOUBLE

- Jessica Peterson has recorded a double-double in three of her last six games and has achieved the feat seven times this season, which ranks 28th in the NCAA and second in the ACC.
- Chantae Embry recorded her first double-double of the season against North Texas, bringing her career total up to nine. Her and Peterson are the only Mustangs to record a double-double this season.
- Peterson recorded her first career and the Mustang's first double-double of the season against N.C. A&T. She finished the game with 16 points and 11 rebounds and joined Chantae Embry and Kaysia Woods as the only Mustangs on the roster to have recorded a double-double in their careers.

## // FLOOR GENERAL Z

- Point guard Zanai Jones has been on a tear recently. She is averaging 9.7 points per game in conference action and was huge in the win over Stanford scoring a career-high 20 points and added five assists. She leads the team in assists per game at 4.1.
- She has had at least five assists in four of the past five games and is averaging 5.2 during conference play.
- Against Texas Tech, she had a career-high eight assists and no turnovers. It is the second time this season she has had seven assists with no turnovers, and it was the most assists by a Mustang without a turnover since Alisha Filmore had eight against Houston in 2011.

## // LIGHTS OUT EMBRY

- Chantae Embry shined in the team's ACC opener versus Florida State. Embry ended her night with a season-high 22 points on 8-15 shooting while going 4-7 from deep. Her four three-pointers tied her career high, and it was her first 20-point game this season.
- Embry scored in double digits in 11 of 15 games played this season. She currently ranks second on the team in both points and rebounds (11.7 ppg / 6.9 rpg).

## // HARD EARNED POINTS

- Nya Robertson tied her career in both free throw makes and attempts by going 9-of-12 from the line against Pitt. She is 77-of-95 from the stripe this season and second on the team in free throw % (81.1)
- Chantae Embry had a career day at the foul line against ODU, making 10 of her 11 foul shots, both career highs. She followed that performance up by going a perfect 7-of-7 from the line against Western Michigan.
- Embry is 41-of-47 (87.2%) this year from the line and leads the team in foul line percentage third in the ACC.
- Her 10 free throws made against ODU were the most made by a Mustang since Tiara Young went 18-22 from the stripe against Memphis last season on Jan. 1, 2024.

## // OT VICTORY OVER THE ORANGE

- Nya Robertson's late-game heroics lifted the SMU women's basketball team over Syracuse 72-71 in an overtime thriller for its first road ACC win of the season.
- Trailing by one with 16 seconds left in overtime, Nya Robertson stepped up and came up huge for the Mustangs, getting the game-winning layup to fall after bouncing off the back of the rim with one second left in the game. The lead changed 12 times and the game was tied 11 times throughout the contest.
- The Mustangs are now 2-0 in overtime games this season. Robertson led all scorers with 28 points shooting 12-25 from the floor, tying her career high for field goals made in a game. It was her third game this season with double-digit field goals made.
- Kaysia Woods had her best game as a Mustang as she scored 12 points on 5-7 shooting, including hitting the three to send the game to overtime. Sandra Magolico added a career high nine points and led the team in rebounds.

## // FIRST-EVER ACC VICTORY

- Behind 20-point performances from guards Nya Robertson and Zanai Jones, the SMU women's basketball program held off Stanford 67-63 to secure its first-ever ACC victory.
- Up by one with 16 seconds left in the game Jones, who was already having a career game, took matters into her own hands, driving hard left through traffic and got the layup to fall after bouncing off the back of the rim, putting SMU up 66-63. SMU forced a desperation shot from the Cardinal that the Mustangs corralled as TK Pitts iced the game at the line to give SMU the four-point victory.
- Jones recorded a career-high 20 points on an efficient 9-15 shooting. She also added five assists, four rebounds, two blocks and two steals in her complete game performance.
- Robertson tallied a game-high 21 points, marking her seventh 20-point game of the season. She was 4-of-9 from beyond the arc and added two steals. It was the first time this season SMU had two players score 20 or more points in the same game.

## // THE HILLTOP HOOPS SHOW

- The Hilltop Hoops Show presented by the SMU Cox School of Business features SMU Men's Basketball Head Coach Andy Enfield and Women's Basketball Head Coach Toyelle Wilson. The next show is scheduled for Jan. 27 at 7 p.m. at Ozona Grill and Bar.

## A NEW ERA BEGINS

SMU officially joined the Atlantic Coast Conference on July 1, 2024 after spending the last 11 years in the American Athletic Conference. The Mustangs entered the Conference with Cal and Stanford who officially joined the conference in August 2.

The three schools add depth to a conference that over the sixth straight season, had eight ACC teams were selected to compete in the 2024 NCAA Tournament, tying for the most of any conference. The ACC was the only conference to have eight teams compete in the Round of 64.

The ACC will be the fifth conference the women's basketball program has played in.

### Program Conference History

Independent.....	1976-1983
South West Conference (SWC) .....	1983-1996
Western Athletic Conference (WAC) .....	1996-2005
Conference-USA (C-USA).....	2005-2013
American Athletic Conference.....	2013-2024
Atlantic Coast Conference .....	2024-Pres.



## QUICK FACTS

### SMU INFORMATION

Location .....	Dallas, Texas
Founded.....	1911
Enrollment.....	12,385
President.....	R. Gerald Turner
Director of Athletics .....	Rick Hart
Athletic Representative .....	Paul Rogers
SWA .....	Dawn Rogers
Nickname .....	Mustangs
Colors.....	Red and Blue
Conference .....	Atlantic Coast Conference (ACC)
Development/Mustang Club.....	(214) 768-2582
Athletics Ticket Office Phone .....	(214) 768-4263
Athletics Website.....	www.SMUMustangs.com
Linked In: .....	/company/SMUMustangs
Youtube.....	www.youtube.com/smumustangs

### BASKETBALL FACTS

First Season .....	1976-77 (49th Season)
Conference .....	Atlantic Coast Conference (ACC)
Arena .....	Moody Coliseum (7,000) – Renovated 2013
Court .....	David B. Miller Court
Regular Season Championships: .....	3 (2000, 2009, 2013)
Conference Tournament Championships: .....	2 (1999, 2008)
All-Time Record: .....	719-686 (.511)
NCAA Tournament Appearances: .....	7
(1994, 1995, 1996, 1998, 1999, 2000, 2008)	
NCAA Tournament At-large bids: .....	5
(1994, 1995, 1996, 1998, 2000)	
NCAA Record: .....	3-7
WNIT Appearances: .....	9 (1993, 2005, 2009, 2010, 2013, 2014, 2017, 2022, 2023)
WNIT Record: .....	7-9

### COACHING STAFF

Head Coach: .....	Toyelle Wilson (Manhattan, '03)
School Record (Years):.....	55-51 (4th Season)
Career Record (Years):.....	110-94 (6th Season)
Postseason Appearances: .....	5
NCAA Appearances: .....	3
WNIT Appearances: .....	2
Associate Head Coach:.....	Deneen Parker (SFA, '92 - 24th Year)
Assistant Coaches: .....	Anthony Anderson (FIU, '11 - 3rd Year)
.....	Danielle Edwards (Clemson, '19 - 4th Year)
.....	Alex Furr (Fresno State, '14- 2nd Year)
.....	Carter Mumm (Iowa State, '21 1st Year)



## STAT THAT

### CAREER DOUBLE DOUBLE TRACKER

#### CHANTAE EMBRY (9)

at Baylor	11/15/22	16 points, 11 rebounds
at Houston	12/30/22	14 points, 15 rebounds
vs UCF	1/3/23	15 points, 13 rebounds
vs East Carolina	1/14/23	20 points, 15 rebounds
vs Houston	1/21/23	21 points, 10 rebounds
vs Tulsa	2/7/23	14 points, 12 rebounds
vs UC Riverside	11/06/23	16 points, 12 rebounds
at Rice	1/31/23	11 points, 10 rebounds
at North Texas	12/19/23	10 points, 13 rebounds

#### KAYSIA WOODS (1)

at Providence*	1/11/23	14 points, 10 rebounds
----------------	---------	------------------------

\* playing at Xavier

#### JESSICA PETERSON (7)

vs NC A&T	11/4/24	16 points, 11 rebounds
vs Lamar	11/22/24	10 points, 17 rebounds
vs UAPB	11/25/24	10 points, 12 rebounds
vs UT Arlington	11/29/24	12 points, 21 rebounds
vs Texas Tech	12/11/24	14 points, 12 rebounds
at North Texas	12/19/24	13 points, 19 rebounds
vs Chicago St (N)	12/20/24	15 points, 16 rebounds

### CAREER 20 POINT GAMES

#### NYA ROBERTSON (29)

at Howard*	11/07/22	27 points
vs Ohio*	12/02/22	24 points
vs Fordham*	1/11/23	23 points
at La Salle*	1/14/23	20 points
vs Dayton*	1/28/23	26 points
vs Loyola Chi.*	2/18/23	25 points
vs Davidson*	2/22/23	20 points
vs Howard*	11/06/23	29 points
at UMES*	11/18/23	21 points
vs Southern Ill.*	11/24/23	23 points
at Towson*	12/6/23	30 points
vs Richmond*	12/30/23	25 points
at St. Bonaventure*	1/14/24	31 points
at Dayton*	1/17/24	24 points
vs Rhode Island*	1/31/24	23 points
vs La Salle*	2/14/24	25 points
at Duquesne	2/21/24	29 points
at Davidson*	2/28/24	21 points
vs Saint Louis*	3/7/24	23 points
vs NC A&T	11/4/24	21 points
vs Old Dominion	11/9/24	29 points
at Arizona State	11/16/24	25 points
vs Minnesota (N)	11/17/24	28 points
vs UT Arlington	11/29/24	29 points
vs North Texas	12/19/24	21 points
vs Stanford	1/2/25	21 points
vs California	1/5/25	22 points
at Syracuse	1/9/25	28 points
at Pittsburgh	1/12/25	23 points

\*playing at George Washington

#### CHANTAE EMBRY (8)

at Oklahoma	11/11/22	20 points
at Oral Roberts	11/26/22	20 points
vs East Carolina	1/14/23	20 points
vs Houston	1/21/23	21 points
vs Temple	1/24/24	24 points
vs Memphis	2/3/24	26 points
vs South Florida	3/5/24	21 points
at Florida State	12/8/24	22 points

#### NICOLE RODRIGUEZ (4)

vs Memphis*	11/26/21	21 points
vs Saint Mary's (CA)*	1/5/23	21 points
vs Pacific*	2/24/24	22 points
vs Saint Mary's (CA)*	3/8/24	26 points

\* playing at LMU

#### ZANAI JONES (1)

vs Stanford	1/2/25	20 points
-------------	--------	-----------

## // SMU CLOSES OUT NON-CONFERENCE ACTION AT THE EVAN MOORE CLASSIC

- The Mustangs closed out its non-conference portion of the schedule with win's over North Texas and Chicago State in back-to-back days at the Evan Moore Classic.
- Center Jessica Peterson and forward Chantae Embry both posted double-doubles as the SMU defeated North Texas 74-66. Peterson ended the game with 19 rebs / 13 pts while Embry recorded her first double-double of the year and the ninth of her career, recording 13 pts / 10 rebs. It was the first time since the 2022-23 season that SMU had two players record double in the same game (Embry / Savannah Wilkinson vs Houston 1/23/23).
- Robertson reached 20 points for the sixth time this season as she had 21 points on 6-18 shooting. Eleven of those points came in the second half, including a dagger three-pointer to help secure the win.
- SMU cruised past Chicago State 73-52 as Center Jessica Peterson, forward Chantae Embry and guard Nya Robertson all scored over 15 points in the game. It marked the first time this season SMU had three players score 15 or more points.
- The Mustangs led by more than double digits for the majority of the game and dominated the glass, recording a season-high 53 rebounds. It was the third time this season SMU had 50 or more rebounds.

## // MUSTANGS TAKE DOWN TEXAS TECH

- The SMU women's basketball program rallied late and held on for a 61-57 come-from-behind victory over (rv/--) Texas Tech.
- SMU found themselves in a tie game with 1:40 on the clock after trailing by six at the start of the fourth quarter. Center Jessica Peterson, who had a huge third quarter to keep the Mustangs in the game, scored the biggest basket of the night, finishing a putback layup to give SMU the lead with just over a minute left in the game.
- SMU outscored Texas Tech 24-17 in the fourth and win marked the first time since 2006 that the Mustangs defeated Texas Tech. The Mustang's ability to control the boards led them to victory as SMU out-rebounded Texas Tech 52-28 and had three players (Peterson-12, Embry-12, Pitts-11) record double-digit rebounds in a single game for the first time since 2014 (Alicia Froling 10, Destynee Hives-Mc-Cray 11, Taylor Brame 13 vs FAMU 11/28/14).
- SMU also tied its season-high offensive rebound total with 22 and scored 21 second-chance points, including Peterson's go-ahead bucket.
- Peterson finished the game with a team-high 14 points and hauled in 12 rebounds for her fifth double-double this season. She scored eight of her 14 points in the third quarter and added two blocks.

## // ACC OPENER

- In the program's first conference game as part of the ACC, SMU fell 93-85 to Florida State on the road.
- Embry led the Mustangs in scoring with a season-high 22 points. She went 4-of-7 from beyond the arc, all four of which came in the second quarter. It was her seventh career 20-point game and she also led the team in rebounds with nine.
- Robertson scored 19 points as she has scored in double-figures in all 10 games this season. She went 4-of-4 from the line and has gone 16-of-16 from the stripe over her last four games. She also had a career-high six assists on the night.

## // SEC/ACC CHALLENGE

- The ACC fell in the second annual SEC-ACC Challenge, 10-6, as four of the six victories for the ACC were ranked wins. SMU faced Mizzou on the road as part of the challenge falling 68-61.
- Guard Zanai Jones led the Mustangs on offense, scoring a career-high 17 points. The point guard was efficient from three-point range as she went 3-of-5 from deep and reached double figures for the third time this season. She scored eight of her 17 points in the third quarter, getting SMU back in the game.
- Guard Kylie Marshall had her best game of the season as she went 6-11 from the floor and scored a career-high 18 points. Marshall knocked down a career-high four from beyond the arc. It was her first double-figure scoring performance of her career.

## // A HISTORIC DAY IN MOODY

- Forward Jessica Peterson collected 21 rebounds and Nya Robertson tied her season-high, scoring 29 points as SMU defeated UT Arlington 71-46 inside Moody Coliseum.
- After training by as much as 12 in the first quarter, the Mustangs responded by dominating the next three quarters, outscoring the Lady Mavs 58-23. SMU held UTA to just 31.7% shooting and only allowed six made-field goals in the second half.
- The Mustangs forced 19 turnovers, which became opportunities as SMU had multiple double-digit runs during the game. SMU also dominated the boards, grabbing a season-high 51.
- Peterson recorded her third straight double-double and her fourth of the season as she collated 21 rebounds and added 12 points. The 21 rebounds were a new career high and tied for the second most in a game in program history. She is now the seventh Mustang in school history to grab 20 or more rebounds in a single game.



# SMU WOMEN'S BASKETBALL GAME NOTES

## // AN OFFENSIVE SHOWCASE

- Five Mustangs scored in double figures as the SMU women's Basketball program routed Arkansas Pine-Bluff 82-58 last time out. The Mustangs caught fire early and shot 50% from the field in the first half, outscoring UAPB 47-27. The SMU offense was clicking on all cylinders, as the team recorded a season-high 21 assists. All 10 SMU players who stepped onto the court scored and the Mustangs led the bench point differential 32-15 on the night. SMU dominated the paint, scoring 38 points down low, hauling in 48 rebounds and reaching 20 offensive rebounds for the third time this season.
- Center Jessica Peterson led SMU in rebounds with 12 and scored 10 points. It was her third career double-double as she also added a career-high six blocks. It was the most blocks by an individual Mustang in a game since Alicia Froling had seven against Wichita St in 2019.
- Guard Ella Brow had a career night, knocking down a career-high four three-pointers. She went 4-7 from beyond the arc and tied her career-high with 14 points. She also led SMU in assists, tying her season high with five.

## // OVERTIME THRILLER

- SMU erased a 12-point third-quarter deficit and defeated Lamar 56-54 in an overtime. With the game tied late in overtime, forward Chantae Embry gave the Mustangs the lead and the eventual victory by making a layup through traffic with five seconds left in the game. After a very cold shooting first half, the Mustangs found life in the second as guard Nya Robertson scored 16 points, including draining a late three-pointer to give the Mustangs the lead late in the fourth quarter before Lamar tied the game and set it into overtime.
- During the cold stretch, center Jessica Peterson kept SMU in the game and ended her night with her second career double-double, scoring 10 points and collecting a career-high 17 rebounds. She was the first Mustang to record 17 rebounds in a game since former Mustang Savannah Wilkinson did against Tulane in 2022. Peterson was also the only Mustang to play over 40 minutes in the game and tied her career high with four blocks.

## // NYA SHINES IN THE DESERT

- At the Briann January Classic in Tempe, Ariz., Nya Robertson put on a master class in scoring the ball, totaling 53 points across two games in days. It was the team's first game against Arizona State. She scored 25 points and went a season-high 7-of-7 from the line. She scored 20 of her 25 points in the second half and shot 7-of-15 from the floor and 4-of-8 from beyond the arc.
- She followed up her performance against ASU by scoring 28 points the following day against Minnesota. She went 10-24 from the field and knocked down four three-pointers. Robertson erupted in the third quarter, scoring 16 of her 28 points. She went 7-of-8 from the floor and 2-of-3 from behind the arc.
- SMU is now 5-2 in overtime game over the past three season.

## // DEFENSE LEADS SMU VICTORY

- The Mustang's defensive abilities were on full display against Western Michigan as the team forced 33 turnovers and tallied 18 steals. The 33 turnovers forced are tied for the second most forced in a game in program history (33 vs Georgia, 11/25/95) and were the most forced since the team set the program record of 35 against San Jose State (1/15/00).
- The 18 steals were the most in a game under Wilson and the most for the Mustangs since 2019. TK Pitts ended the game with a career high six steals as she also tallied a career high five assists.

## // NEWCOMERS SHINE IN SEASON OPENER

- Five Mustangs made their SMU debuts against N.C. A&T as Nya Robertson and Zanai Jones earned their first starts as Mustangs. The newcomers accounted for 42 of SMU's 77 total points in the season opener.
- Robertson led SMU in points with 21, going 7-18 from the floor, including two three-pointers and went 5-of-6 from the line. Her 21 points are the most points in a season opener since former Mustang McKenzie Adams scored 38 in the team's 2017 season opener.
- Robertson was one of nine ACC players to score 21 or more points in their team's season opener.

## // A PREFECT PASSER

- Zanai Jones's incredible passing ability was on full display against N.C. A&T as she recorded a career-high seven assists and did not turn over the ball once. It was the first time since 2011 a Mustang had seven or more assists without committing a turnover. (Alisha Filmore, 8 Ast, 0 To, vs Houston 1/1/2011).
- Jones also added 10 points and five rebounds to her stat line. It marked her 10th career double-digit scoring game.

## 2024-25 TEAM LEADERS

Stat	Player	TOTAL/AVG
Points	Nya Robertson	360 / 20.0
FG%	Jessica Peterson	71-144 / 49.3%
3pt FG%	Nya Robertson	45-145 / 31.0%
FT%	Chantae Embry	41-47 / 87.2%
Rebounds	Jessica Peterson	218 / 12.1
Assists	Zanai Jones	73 / 4.1
Blocks	Jessica Peterson	25 / 1.4
Steals	TK Pitts	41 / 2.3
TO	Nya Robertson	60 / 3.3
Fouls	TK Pitts	64 / 3.6
Minuets	Nya Robertson	614 / 34.1

## INTO THE STATS

### SEASON HIGHS

#### TEAM

Statistic	High	Opponent
POINTS	85	Florida State (12/8/24)
FIELD GOALS MADE	34	Florida State (12/8/24)
FIELD GOAL ATTEMPTS	78	Florida State (12/8/24)
3 PT FIELD GOALS MADE	12	Pitt (1/12/25)
3 PT FG ATTEMPTS	33	Pitt (1/12/25)
FREE THROWS MADE	21	North Texas (12/19/24)
FREE THROW ATTEMPTS	28	North Texas (12/19/24)
REBOUNDS	53	Chicago St (12/20/24)
ASSISTS	21	Ark. Pine Bluff (11/25/24)
STEALS	18	Western Mich. (11/12/24)
BLOCKED SHOTS	10	UT Arlington (11/29/24)
TURNOVERS	21	North Carolina (1/16/25)
FOULS	23	2x, Pitt (1/12/25)

#### INDIVIDUAL

Statistic	High	Player	Opponent
POINTS	29	Robertson, Nya	2x, UT Arlington (11/29/24)
FG MADE	12	Robertson, Nya	Syracuse (1/9/25)
FG ATT.	26	Robertson, Nya	UT Arlington (11/29/24)
3 PT FGM	5	Robertson, Nya	Old Dominion (11/09/24)
3 PT FG ATT.	12	Robertson, Nya	Pittsburgh (01/12/25)
FT MADE	10	Embry, Chantae	Old Dominion (11/09/24)
FT ATT	12	Robertson, Nya	Pittsburgh (01/12/25)
REBOUNDS	21	Peterson, Jessica	UT Arlington (11/29/24)
ASSISTS	8	Jones, Zanai	Texas Tech (12/11/24)
STEALS	6	Pitts, TK	Western Mich. (11/12/24)
BLOCKS	6	Peterson, Jessica	Ark.-Pine Bluff (11/25/24)
TO	6	Nya Robertson	3x, North Carolina (1/16/25)

## MILESTONE TRACKER

Player	Career Milestone	To Tie
Nya Robertson	1,250 pts	34
Nya Robertson	450 Field Goals Made	49
Chantae Embry	1,000 Points	41
Chantae Embry	500 Rebounds	3
Chantae Embry	100 games played	2
Zanai Jones	110 games played	10
Zanai Jones	160 assists	1
TK Pitts	100 steals	1
Jessica Peterson	450 rebounds	30
Ella Brow	125 Assists	22



# SMU WOMEN'S BASKETBALL GAME NOTES

## SMU RECORD WHEN SINCE 2022

	Overall
Record	42-37
Home	31-12
Road	9-20
Neutral	2-5
Overtime	6-2
Double Overtime	1-0
vs. Ranked Opponent	0-7
Leading after first quarter	29-8
Trailing after first quarter	11-27
Tied after first quarter	2-2
Leading at halftime	30-8
Trailing at halftime	11-28
Tied at halftime	1-1
Leading after third quarter	36-7
Trailing after third quarter	4-30
Tied after third quarter	2-0
Decided by three points or less	5-7
Decided by single digits	19-23
Decided by 10 points or more	23-4
Decided by 20 points or more	9-5
Decided by 30 points or more	3-2
Decided by 40 points or more	1-0

## SOCIAL 'STANGS

Player	Instagram	X
Zanai Jones	zanaijones	@ZanaiJones
TK Pitts	t2.wavy	@TK_Pitts
Nya Robertson	nyarob3rtson	@ballernya2
Kaysia Woods	kaysiawoods	@kaysiawoods
Ella Brow	ellabrow6	@EllaBrow5
Kayanna Cox	lts.k.12	@1kayanna2
Sandra Magolico	sandramagolic	--
Nicole Rodriguez	nicolemichellerodriguez	@Nico1erodriguez
Kylie Marshall	luhbuc.kyy	@luhbuc_kyy
Donavia Hall	_donacia_	@Donavia029
Brianna McLeod	brii_mcleod	--
Chantae Embry	chantae.embry	@chantae_embry
Jessica Peterson	iamj3sss	@j3ssicapeterson

Coach	Instagram	X
Toyelle Wilson	coachtoyellewilson	@CoachTMWilson
Deneen Parker	dparker4124	@deneenparker
Danielle Edwards	edwards_danielle	@edwards_dani
Anthony Anderson	coachaajr	@CoachAAJR
Alex Furr	alxfurr	@AlexFurr1
Carter Mumm	cartermumm	@Carter_Mumm

## // RETURNING PRODUCTION

- SMU returned five players from its roster last season, including Chantae Embry and TK Pitts. Embry was the only starter to return from last season, while Pitts played impactful minutes coming off the bench.
- The Mustangs returned 25.5 % (535 of 2,095) of their points, 29.0% (320 of 1,103) of their rebounds and 19.9 % (88 of 441) of their assists from last season.

## // GOOD TO BE BACK

- After playing in only five combined games due to season-ending injuries, both Ella Brow and Jessica Peterson are set to return to the hardwood in the season opener. Brow led the Mustangs in assists four times during the 2022-23 season and was named to the AAC All-Freshman team during her first year on the Hilltop. Peterson led SMU in rebounding three times during the 2022-23 season and scored in double figures five times.

## // MUSTANGS ADD TALENT IN THE PORTAL

- SMU hit the portal hard this offseason, adding seven transfers to the 2024-25 roster. The group brings a lot of experience to the team, as they made 161 appearances in games last season and have totaled 172 career starts.
  - o Zanai Jones G 5-5 Gr. Jersey City, N.J. / Villanova
  - o Sandra Magolico F 6-2 Sr. Maputo, Mozambique / Arizona State
  - o Kylie Marshall G 5-11 So. Mansfield, Texas / Texas A&M
  - o Brianna McLeod C 6-3 Jr. Toronto, Ontario / Colorado
  - o Nya Robertson G 5-7 Jr. Forth Worth, Texas / George Washington
  - o Nicole Rodriguez G 5-8 Gr. Eastvale, Calif. / Loyola Marymount
  - o Kaysia Woods F 6-0 Sr. Lincoln, Neb. / Xavier

## // EMBRY GETTING IT DONE

- Chantae Embry ended last season on fire, averaging 16.2 points and 6.3 rebounds over the last 12 regular-season games.
- Embry shot 40.8% (31-76) from beyond the arc last season moving her to ninth all-time in single season three-point shooting percentage.
- Embry averaged 12.4 points, 5.4 rebounds and 1.9 assists per game last season, the most of any of the five returners.
- Embry tallied two double-doubles, scored in double figures 10 out of the last 12 regular season games and 16 times total and logged 18+ points seven times.
- Embry received the American's Ambassador Award, defined as the player who most exemplifies the ideals of sportsmanship on the court (ethical behavior, fair play, integrity, and community service off the court) after leading the Mustangs on and off the court.
- Embry appeared on the American's Weekly Honor Roll in back-to-back weeks after she logged her second double-double of the season with 11 points and 10 boards at Rice. SMU finished the week defeating Memphis behind Embry's career-high 26 points, including three rebounds, two assists, two blocks and a steal.
- Embry claimed the AAC honor the week prior after averaging 21 points and 7.5 rebounds in a pair of wins over Temple and UTSA.

## // TK MAKIN' PLAYS

- TK Pitts emerged last season as a critical role player for the Mustangs and will look to be even more impactful on the court this season.
- Pitts shot 51.2% from the floor last season (62-121). It was the 13th-best season shooting percentage in school history. (Min of 100 attempts).
- Pitts averaged 5.9 points, 4.4 rebounds and 1.3 steals per game.
- The sophomore guard logged a career-high 22 points and nine boards at Wichita State. Pitts scored double-digit points (12) for the fourth time against ECU on Feb. 24.
- Pitts put together one of her most complete performances last season in SMU's win at Memphis. She finished with six points, tallied a career-high five steals and grabbed 10 rebounds.
- Pitts closed out non-conference play with 13 points against Air Force. Pitts added a career-high two blocks and three rebounds against Sam Houston.
- Pitts has grabbed five-plus rebounds in 12 contests last season, including 10+ boards four times (vs. Nicholls, vs. Arkansas- Pine Bluff, at Memphis, at Tulsa).

## // NYA'S BACK IN THE DFW

- After spending the last two seasons at George Washington, Nya Robertson returns to the DFW this season. The Fort Worth native had a career year last season as she averaged 16.2 points appearing in 28 games with 23 starts.
- Named to the A-10 Preseason All-Conference Second Team and A-10 All-Conference Third Team last season, the offensive threat tallied 70 three-pointers made last season while shooting the ball at a 37% clip from the floor. She scored 453 total points last year and has totaled 771 in two seasons.



## SMU WOMEN'S BASKETBALL GAME NOTES

- Over the last two seasons, she has scored in double figures 42 times and scored over 20 points 19 times, reaching the 30-point threshold twice. She has scored in double figures in her last eight contests, with four being over 20 points.

### // IT'S A JERSEY THING FOR JONES

- After spending the past four years at Villanova graduate student Zanai Jones looks to lead the Mustangs offense this season. A native of Jersey City, N.J., she started all 31 games for the Wildcats last season and averaged a career-high 6.7 points.
- The point guard registered 59 assists last season and had 11 games with at least three assists. She is the third player in program history to be from New Jersey.

### // WOODS ON THE HARDWOOD

- Kaysia Woods comes to the Hilltop after spending the last three seasons at Xavier. Last season, she played 15 games with 13 starts and averaged 7.5 points per game.
- The Lincoln, Neb., native has played in 69 career games with 20 starts and is a career .351 three-point shooter. She has had 11 double-figure scoring games and one double-double in her career. She joins Chantae Embry as the only Mustangs to have ever recorded a double-double on this year's roster.
- Woods is also the first Nebraska native to ever play for the Mustangs.

### // (ACC)OPMLISH GREATNESS

- SMU was one of three schools- Stanford and California- to join the ACC this summer.
- The ACC is one of the premier basketball conferences in the nation. For the sixth straight season, eight ACC teams were selected to compete in the 2024 NCAA Tournament, tying for the most of any conference. The ACC was the only conference to have eight teams compete in the Round of 64.
- Within SMU's 18-game conference slate are nine home contests inside Moody Coliseum. The Mustangs will face four of the eight ACC teams that made the 2024 Women's NCAA Tournament at home including NC State, who made the Final Four in the team's final regular season game.

### // ACC / SEC CHALLENGE

- The ACC and SEC will link up for the second annual SEC-ACC Challenge, as both the men's and women's challenges will feature games across ESPN platforms, including ESPN, ESPN2, ESPNU, SEC Network and ACC Network. Last season, the conferences split the Challenge with seven wins apiece. SMU will face Missouri on the road on Dec. 5 as part of the Challenge.

### // MUSTANGS HEAD TO EUROPE

- The Mustangs traveled across the Atlantic this summer for a 10-day international trip to Greece and Croatia from Aug 3-13. The team played a game against a local team from Split, Croatia, and took part in a youth clinic while in Dubrovnik, Croatia.
- In addition to the Mustangs first two stops in Athens and Split, the team also explored Dubrovnik to conclude their trip.
- Along the way, the travel party visited historic sites in each city. Highlights included a tour of Athens, visiting the Acropolis, a boat tour of the Adriatic Sea, exploring Krka National Park, and walking tours of both Dubrovnik and Split.

### // THE NON-CONFERENCE SLATE

- SMU's 11-game non-conference schedule features four schools that made the NCAA or WNIT tournament and is highlighted with a home matchup with Texas Tech, an SEC / ACC challenge road game versus Missouri and facing ASU and Minnesota in the Briann January Classic in Tempe, Ariz.
- SMU will play seven of their 11 non-conference games inside Moody Coliseum, including hosting Texas Tech on Dec. 11.
- SMU will kick off the season with a three-game homestand hosting N.C. A&T on Nov. 4, Old Dominion on Nov. 9 and then Western Michigan on Nov. 12. Both N.C. A&T and ODU made the WNIT last season.

### // MUSTANGS INTRODUCED AT ACC TIPOFF

- Chantae Embry, TK Pitts and head coach Toyelle Wilson represented the SMU women's basketball team at the 2024 ACC Tipoff. The ACC Tipoff featured interviews with head coaches, student-athletes, insiders and more across the Nothing But Net and ACC PM sets, which featured analysts Muffet McGraw, Kelly Gramlich, Ivory Latta and Debbie Antonelli.

*"I'm excited about us coming here not just to arrive but to prove we belong"*  
- Head Coach Toyelle Wilson

### // 2024-25 CAPTAINS

- Zanai Jones, Ella Brow and Chantae Embry were named team captains for the 2024-25 season.

### // MOODY COLISEUM AND DAVID B. MILLER COURT

- This season marks the 10th anniversary of the opening of the renovated Moody Coliseum. The remodeled facility made its basketball debut on Jan. 3, 2014.
- On Dec. 5, 2018, SMU named the Moody Coliseum court after David B. Miller, alumnus and current chair of the Board of Trustees. He was a three-year starter on the basketball team and a member of the 1971-72 Southwest Conference Co-Championship team. Throughout his lifetime, Mr. Miller and his wife, Carolyn Lacy Miller, have committed over \$100 million to SMU, including more than \$50 million to the Cox School of Business, \$20 million toward the expansion and renovation of Moody Coliseum and \$10 million to the ACC Competitiveness Campaign as a member of the First Week Society.

# SMU WOMEN'S BASKETBALL GAME NOTES

## LAST TIME OUT

PITTSBURGH, Pa. (SMU) – DALLAS (SMU) – The SMU women's basketball team fell 64-33 to No. 14 North Carolina on Thursday inside Moody Coliseum.

The Mustangs struggled to find offensive consistency against the Tar Heels, who entered the game ranked 10th in the NCAA in scoring defense, allowing 54 points a game. SMU shot 19% from the floor compared to UNC's 40% as SMU had 10 points in the paint to the Tar Heels' 34.

Kaysia Woods opened the game with a three for the Mustangs as UNC then proceeded to go on a 9-0 run over six minutes of game action. SMU's defense picked up steam and gave UNC's offense trouble. The Tar Heels only led 13-6 despite SMU shooting 2-of-16 in the first.

Woods was the only Mustang in double-figures as she scored 12 points and went 3-of-5 from beyond the arc. She also collected six rebounds.

UNC started the second quarter on an 8-0 as the lead continued to grow. SMU got going late in the period, scoring seven points in the final two minutes as the Tar Heels led 31-14 at the break. Woods had seven points in the first including hitting a pair of three-pointers.

The Tar Heels Lexi Donarski scored 12 points in the second half and went 5-6 from three-point range in the game as UNC pulled away in the second half. Woods scored five points in the fourth quarter.

Nya Robertson ended her night with five points, ending her consecutive double-digit scoring streak. Jessica Peterson grabbed 12 rebounds and also scored five points.

The Mustangs are now 10-8 (2-4 ACC) overall, while North Carolina's improved to 16-3 (4-2 ACC).

## TALE OF THE TAPE

SMU	POINTS	ND
67.1		87.4
+1.7	SCORING MARGIN	25.8
38.0	FG%	49.7
29.1	3PT%	42.9
72.0	FT%	73.8
43.28	REBOUNDS	45.47
12.8	ASSISTS	19.3
4.0	BLOCKS	6.1
7.6	STEALS	11.5
65.4	SCORING DEFENSE	61.5
38.2	FG% DEFENSE	49.7
31.1	3PT FG% DEFENSE	19.2
+4.1	REBOUND MARGIN	+11.9
0.82	AST-TO RATIO	1.29

## SERIES HISTORY

- Sunday's game will be the fourth meeting between the two programs and the first since 2008.
- Last time the teams meet was in the first round of the 2008 NCAA tournament, Notre Dame won 75-62. It was SMU most recent tournament appearance.
- It is the first time since 1982 that the teams will play each other in South Bend.
- The Irish are on a 10 game winning streak and are ranked inside the top-10 in the NCAA in eight statistical categories including leading the nation in three point field goal percentage (42.9)

## SERIES AT A GLANCE

Overall / Streak Notre Dame leads 2-1 | ND-W1

In Dallas SMU leads 1-0

In South Bend Notre Dame leads 1-0

Neutral Site Notre Dame leads 1-0

## ALL-TIME RESULTS VS UNC

DATE	LOCATION	RESULT
01/17/82	A South Bend, Ind.	L, 60-76
01/15/84	H Moody Coliseum	W, 64-63
03/23/08	N West Lafayette, Ind.	L, 62-75*

\* NCAA Tournament Game



Official Basketball Box Score - Final  
North Carolina at SMU  
01/16/25 Moody Coliseum, Dallas  
2024-25 Women's Basketball

Game Time: 7:00 PM  
Game Duration: 1:45  
Attendance: 1,195

Officials: Pustini Spurlock, Ken Nash, Jeff Wooten

North Carolina - 64													Record: 16-3 (4-2)				
NO.	Name	Min	FG	3P	FT	Rebounds	Fouls	TP	AS	TO	ST	Blocks	±	Shooting By Period			
			M/A	M/A	M/A	OR	DR	TOT	PF	FD		BS	BA				
5	Maria Galdeng	C 28:05	3-8	0-0	4-8	2	5	7	1	4	10	2	4	4	2	28	1st FG%: 5-16 31.3%
1	Alyssa Usitby	G 30:25	6-14	0-1	0-1	2	16	18	0	4	12	4	1	2	2	16	3PT%: 2-6 40.0%
10	Reniya Kelly	G 24:02	1-7	0-3	0-0	1	5	6	3	3	2	0	2	2	0	18	FT%: 1-2 50%
20	Lexi Donarski	G 28:16	5-8	5-6	0-0	0	2	2	1	0	15	1	1	1	0	19	2nd FG%: 8-17 47.1%
24	Indya Nivaz	G 25:57	5-12	1-5	0-0	0	3	3	3	1	11	3	3	1	1	19	3PT%: 1-7 14.3%
0	Lanie Grant	18:34	2-4	0-2	0-0	0	2	2	1	2	4	2	1	0	0	17	FT%: 1-2 50%
2	Grace Townsend	13:31	2-4	1-3	0-0	0	2	2	1	0	5	3	2	0	0	17	3rd FG%: 5-14 35.7%
34	Bianca Thomas	08:31	0-1	0-0	0-0	1	1	2	1	0	0	1	2	0	1	-2	3PT%: 2-6 33.3%
21	Ciera Toomey	10:31	1-4	0-1	0-2	3	2	5	2	2	2	0	0	0	1	16	FT%: 1-5 20%
4	Laila Hull	09:24	0-1	0-1	0-0	0	0	0	2	0	0	0	0	0	0	2	4th FG%: 8-18 44.4%
3	Jordan Zubich	06:26	0-1	0-0	0-0	0	0	0	0	0	0	0	0	0	0	7	3PT%: 3-5 60.0%
15	Sydney Barker	03:14	1-1	1-1	0-0	0	0	0	0	0	3	0	0	0	0	6	FT%: 1-2 50%
Team			3	1	4	0	0	0	0	0	0	0	0	0	0	0	GM FG%: 26-65 40.0%
Totals		28:65	8-23	4-11	12	39	51	15	16	62	18	16	10	6	8	31	3PT%: 8-23 34.8%
																	FT%: 4-11 36.4%

SMU - 33													Record: 10-8 (2-4)				
NO.	Name	Min	FG	3P	FT	Rebounds	Fouls	TP	AS	TO	ST	Blocks	±	Shooting By Period			
			M/A	M/A	M/A	OR	DR	TOT	PF	FD		BS	BA				
35	Jessica Peterson	C 29:05	2-5	0-0	1-4	4	8	12	2	5	5	0	1	1	1	20	1st FG%: 2-16 12.5%
1	Zanai Jones	G 32:22	1-9	0-3	0-0	0	2	2	1	0	2	5	1	2	0	-24	3PT%: 1-4 25.0%
2	TK Pitts	G 25:54	2-5	0-0	0-1	3	2	5	3	2	4	0	0	5	0	19	FT%: 1-2 50%
3	Nya Robertson	G 36:28	1-19	0-7	3-4	0	3	3	4	6	5	3	6	1	1	-26	2nd FG%: 2-13 15.4%
4	Kaysia Woods	G 27:29	4-9	3-5	1-2	3	3	6	2	1	12	0	4	0	3	-22	3PT%: 1-3 33.3%
13	Sandra Magglio	10:55	1-3	0-0	0-0	0	3	3	3	0	2	0	0	0	1	-11	FT%: 3-4 75%
22	Kylie Marshall	15:19	1-4	1-4	0-0	1	3	4	1	3	0	1	0	0	0	-14	3rd FG%: 4-15 26.7%
5	Ella Brow	17:08	0-7	0-2	0-0	1	2	1	0	0	0	2	3	0	0	-15	3PT%: 0-5 0.0%
24	Donavina Hall	04:14	0-1	0-0	0-0	0	0	0	0	0	0	0	1	0	0	-1	FT%: 0-3 0%
12	Kayanna Cox	01:06	0-0	0-0	0-0	0	0	0	0	0	0	0	0	0	0	-3	4th FG%: 4-18 22.2%
Team			3	5	8	0	0	0	0	0	0	0	0	0	0	0	GM FG%: 12-62 19.4%
Totals		12:62	4-21	5-11	15	30	45	16	15	33	7	21	8	8	6	31	3PT%: 4-21 19.0%
																	FT%: 5-11 45.5%

	UNC		SMU		Points from Turnovers		Paint		Second Chance		Fast Breaks		Bench	
	1st	2nd	1st	2nd	1st	2nd	1st	2nd	1st	2nd	1st	2nd	1st	2nd
Biggest lead	31 (4 <sup>th</sup> 0:02)	3 (1 <sup>st</sup> 9:26)	20	5	3	4	8	11	33	7	21	8	8	11
Best Scoring Run	11 (2 <sup>nd</sup> 6:37)	5 (4 <sup>th</sup> 3:00)	3	4	13	4	6	8	8	11	33			
Lead Changes	1													
Times Tied	0	0:20												



# SMU WOMEN'S BASKETBALL GAME NOTES

## 2024-25 ACC STANDINGS

### 2024-25 ACC Women's Basketball Standings

School	ACC	Pct.	Home	Away	Overall	Pct.	Home	Away	Neutral	Streak
Notre Dame	6-0	1.000	3-0	3-0	15-2	.882	9-0	6-0	0-2	W10
Louisville	6-1	.857	3-1	3-0	13-5	.722	6-2	6-1	1-2	W7
Duke	5-1	.833	3-0	2-1	14-4	.778	8-0	4-4	2-0	W2
NC State	5-1	.833	3-0	2-1	13-4	.765	10-0	2-2	1-2	W2
California	4-2	.667	3-0	1-2	16-3	.842	11-0	4-2	1-1	L1
North Carolina	4-2	.667	2-2	2-0	16-3	.842	9-2	3-0	4-1	W3
Florida State	4-2	.667	3-0	1-2	14-4	.778	10-0	1-4	3-0	W1
Georgia Tech	3-3	.500	2-1	1-2	15-3	.833	11-1	2-2	2-0	L3
Virginia Tech	3-3	.500	1-2	2-1	12-5	.706	8-2	3-1	1-2	L1
Virginia	3-3	.500	1-2	2-1	11-7	.611	8-3	2-2	1-2	W1
Clemson	3-4	.429	2-2	1-2	10-8	.556	7-4	1-2	2-2	L3
Stanford	2-4	.333	1-1	1-3	10-7	.588	9-1	1-5	0-1	W1
Boston College	2-4	.333	0-2	2-2	11-8	.579	8-2	3-4	0-2	W1
SMU	2-4	.333	1-2	1-2	10-8	.556	7-3	2-4	1-1	L2
Miami	1-5	.167	0-3	1-2	11-6	.647	7-4	2-2	2-0	L5
Pitt	1-5	.167	1-2	0-3	9-10	.474	7-3	2-4	0-3	L1
Syracuse	1-5	.167	1-2	0-3	7-10	.412	5-5	1-4	1-1	L1
Wake Forest	0-6	.000	0-3	0-3	7-10	.412	6-5	1-5	0-0	L5

### GAME-BY-GAME STARTERS

OPPONENT	1	2	3	4	5	RESULT	SCORE	RECORD
North Carolina A&T	Zanai Jones	Nya Robertson	TK Pitts	Chantae Embry	Jessica Peterson	W	77-64	1-0
Old Dominion	Zanai Jones	Nya Robertson	Kylie Marshall	Chantae Embry	Jessica Peterson	L	79-70	0-1
Western Michigan	Zanai Jones	Nya Robertson	TK Pitts	Chantae Embry	Jessica Peterson	W	72-44	2-0
at Arizona State	Zanai Jones	Nya Robertson	TK Pitts	Chantae Embry	Jessica Peterson	L	80-73	2-1
vs Minnesota	Zanai Jones	Nya Robertson	TK Pitts	Chantae Embry	Jessica Peterson	L	65-56	2-2
Lamar	Zanai Jones	Nya Robertson	TK Pitts	Chantae Embry	Jessica Peterson	W	56-54	3-2
Arkansas Pine-Bluff	Zanai Jones	Nya Robertson	TK Pitts	Chantae Embry	Jessica Peterson	W	82-58	4-2
UT Arlington	Zanai Jones	Ella Brow	TK Pitts	Chantae Embry	Jessica Peterson	W	71-46	1-0
at Missouri	Zanai Jones	Nya Robertson	TK Pitts	Chantae Embry	Jessica Peterson	L	68-61	4-3
at Florida State	Zanai Jones	Nya Robertson	TK Pitts	Chantae Embry	Jessica Peterson	L	93-85	4-4
Texas Tech	Zanai Jones	Nya Robertson	TK Pitts	Chantae Embry	Jessica Peterson	W	61-57	5-4
at North Texas	Zanai Jones	Nya Robertson	TK Pitts	Chantae Embry	Jessica Peterson	W	74-66	6-4
vs Chicago State	Zanai Jones	Nya Robertson	TK Pitts	Chantae Embry	Jessica Peterson	W	73-52	7-4
Stanford	Zanai Jones	Nya Robertson	TK Pitts	Chantae Embry	Jessica Peterson	W	67-63	8-4
California	Zanai Jones	Nya Robertson	TK Pitts	Chantae Embry	Jessica Peterson	L	81-66	8-5
at Syracuse	Zanai Jones	Nya Robertson	TK Pitts	Kaysia Woods	Jessica Peterson	W	72-71	1-0
at Pitt	Zanai Jones	Nya Robertson	TK Pitts	Kaysia Woods	Jessica Peterson	L	72-59	1-1
North Carolina	Zanai Jones	Nya Robertson	TK Pitts	Kaysia Woods	Jessica Peterson	L	64-33	1-2
at Notre Dame								
at Miami								
Louisville								
at Virginia Tech								
at Georgia Tech								
Pitt								
Clemson								
at Wake Forest								
at Boston College								
Virginia								
NC State								

\* Record displayed is the starting line ups record

### SMU RECORD WHEN...

	Overall	ACC					
Record	10-8	2-4	More blocks than opponent	5-3	1-2	Scoring 60-69	2-2 1-1
Home	7-3	1-2	Fewer blocks than opponent	2-3	1-2	Scoring below 60	1-3 0-2
Road	2-4	1-2	Tied in blocks	3-2	0-0	Opponent scores 90+	0-1 0-1
Neutral	1-1	0-0	More turnovers	5-3	1-1	Opponent scores 80+	0-2 0-1
Overtime	2-0	1-0	Fewer turnovers than opponent	4-3	1-1	Opponent scores 70-79	1-1 1-0
Double Overtime	0-0	0-0	Tied in turnovers	1-2	0-2	Opponent scores 60-69	3-3 1-1
vs. Ranked Opponent	0-2	0-2	Higher Shooting Percentage	9-2	2-1	Opponent scores below 60	4-0 0-0
Leading after first quarter	6-2	2-1	Lower Shooting Percentage	1-6	0-3	Opponent scores below 50	2-0 0-0
Trailing after first quarter	4-5	0-3	More bench points	5-0	1-0	A Mustang scores 20+ points	5-6 2-3
Tied after first quarter	0-1	0-0	Fewer bench points	5-8	1-4	Two Mustangs score 20+ points	1-0 1-0
Leading at halftime	8-3	2-2	More steals	5-2	1-1	A Mustangs scores 30+ points	0-0 0-0
Trailing at halftime	2-5	0-2	Less steals	4-5	1-2	A Mustang has 10+ assists	0-0 0-0
Tied at halftime	0-0	0-0	Tied in steals	1-1	0-1	A Mustang has a double-double	7-0 0-0
Leading after third quarter	8-2	2-1	More points in the paint	9-2	2-1	Two Mustangs have a double-double	1-0 0-0
Trailing after third quarter	2-6	0-3	Fewer points in the paint	0-5	0-3	Five Mustangs score 10+ points	1-0 0-0
Tied after third quarter	0-0	0-0	Tied in points in the paint	1-1	0-0	Four Mustangs score 10+ points	3-1 0-1
Decided by three points or less	2-0	1-0	More second-chance points	9-0	1-0	Three Mustangs score 10+ points	7-4 0-2
Decided by single digits	5-5	2-1	Fewer second-chance points	1-8	1-4	Two Mustangs score 10+ points	10-7 2-3
Decided by 10 points or more	5-3	0-3	Tied second-chance points	0-0	0-0	A Mustang scores 10+ points	10-8 2-4
Decided by 20 points or more	3-1	0-1	More fast break points	7-1	2-0	Against .500+ record (day of game)	6-6 1-3
Decided by 30 points or more	0-1	0-1	Fewer fast break points	3-7	0-4	Against teams with a sub-.500 record	3-5 1-1
Decided by 40 points or more	0-0	0-0	Tied in fast break points	0-0	0-0	November	5-3 0-0
Out rebounds opponent	8-0	0-0	Shooting 60.0 or better	0-0	0-0	December	3-2 0-1
Trails opponent in rebounds	1-8	1-4	Shooting 50.0 or better	0-0	0-0	January	2-3 2-3
Tied in rebounds	1-0	1-0	Shooting 40.0-49.9	6-2	2-1	February	0-0 0-0
Tallies 50+ rebounds	3-0	0-0	Shooting below 40.0	4-6	0-3	March	0-0 0-0
More assists than opponent	5-2	0-1	Opponent shoots 50.0 or better	0-1	0-1	In White Jersey	5-2 1-1
Fewer assists than opponent	3-6	2-3	Opponent shoots 40.0-49.9	0-6	0-3	In Blue Jersey	1-1 0-0
Tied in assists	2-0	0-0	Opponent shoots below 40.0	10-1	1-0	In Red Jersey	2-3 0-1
Tallies 20+ assists	1-0	0-0	Opponent shoots below 30.0	0-0	0-0	In Black Jersey	1-2 1-2
More 3-point Field Goals	4-2	1-2	Scoring 90+ points	0-0	0-0		
Fewer 3-point Field Goals	6-6	1-2	Scoring 80-89	1-1	0-1		
			Scoring 70-79	6-2	1-0		

# SMU WOMEN'S BASKETBALL GAME NOTES

## IN THE POLLS

### AP POLL WEEK 11

RANK	TEAM	REC.	PTS	PREV.
1	UCLA (29)	16-0	773	1
2	South Carolina	16-1	740	2
<b>3</b>	<b>Notre Dame (2)</b>	<b>14-2</b>	<b>710</b>	<b>3</b>
4	Southern California	16-1	680	4
5	LSU	18-0	625	6
6	UConn	15-2	599	7
7	Texas	16-2	580	5
8	Maryland	15-1	556	8
9	Ohio State	16-0	553	9
10	TCU	17-1	501	11
11	Kansas State	17-1	492	12
12	Kentucky	15-1	428	15
13	Oklahoma	14-3	383	10
<b>14</b>	<b>North Carolina</b>	<b>15-3</b>	<b>360</b>	<b>19</b>
15	Tennessee	14-2	327	16
<b>16</b>	<b>Duke</b>	<b>13-4</b>	<b>313</b>	<b>14</b>
<b>17</b>	<b>Georgia Tech</b>	<b>15-2</b>	<b>248</b>	<b>13</b>
<b>18</b>	<b>California</b>	<b>16-2</b>	<b>240</b>	<b>24</b>
19	Alabama	16-2	235	8
20	West Virginia	13-3	178	17
<b>21</b>	<b>North Carolina State</b>	<b>12-4</b>	<b>131</b>	<b>21</b>
22	Michigan State	13-3	117	20
23	Utah	13-3	91	22
T24	Minnesota	16-1	45	NR
T24	Oklahoma State	14-2	45	NR

Also receiving votes: Michigan 43, Mississippi St. 22, Indiana 14, Creighton 12, Nebraska 11, Baylor 8, Louisville 5, Harvard 3, Mississippi 3, Florida St. 2, Iowa 1, Vanderbilt 1.

Rankings from Jan. 13, 2025

### COACHES POLL WEEK 11

RANK	TEAM	REC.	PTS	PREV.
1	UCLA(30)	16-0	750	1
2	South Carolina	16-1	717	2
<b>3</b>	<b>Notre Dame</b>	<b>14-2</b>	<b>679</b>	<b>3</b>
4	LSU	19-0	654	4
5	USC	16-1	643	5
6	UConn	15-2	565	8
7	Texas	16-2	557	6
8	Ohio State	16-0	535	9
9	Maryland	15-1	533	7
10	Kansas State	17-1	488	10
11	TCU	17-1	465	12
12	Kentucky	15-1	386	16
13	Oklahoma	14-3	376	11
<b>14</b>	<b>North Carolina</b>	<b>15-3</b>	<b>349</b>	<b>18</b>
15	Tennessee	14-2	320	15
<b>16</b>	<b>Duke</b>	<b>13-4</b>	<b>297</b>	<b>14</b>
<b>17</b>	<b>Georgia Tech</b>	<b>15-2</b>	<b>237</b>	<b>13</b>
<b>18</b>	<b>California</b>	<b>16-2</b>	<b>212</b>	<b>25</b>
19	Alabama	16-2	188	19
20	West Virginia	13-3	186	17
<b>21</b>	<b>NC State</b>	<b>12-4</b>	<b>165</b>	<b>19</b>
22	Michigan State	13-3	108	22
23	Utah	13-3	92	23
24	Baylor	14-3	68	NR
25	Minnesota	16-1	49	NR

Also receiving votes: Baylor 34, Ole Miss 20, Vanderbilt 16, Minnesota 11, Michigan 9, Saint Joseph's 8, South Dakota State 5, Creighton 2, Harvard 2, Seton Hall 1, George Mason 1, Florida Gulf Coast 1, Nebraska 1

Rankings from Jan 14, 2024

## SMU NCAA / CONFERENCE RANKINGS (AS OF 1/16/25)

Statistic	NCAA	ACC	STAT
Assist/Turnover Ratio (353 ranked)	177	17	0.82
Assists Per Game (353 ranked)	201	18	12.8
Bench Points Per Game (353 ranked)	305	16	13.7
Blocks Per Game (352 ranked)	65	8	4.0
Field Goal Percentage (353 ranked)	283	18	38.0
Field Goal Percentage Defense (353 ranked)	78	6	38.2
Fouls Per Game (353 ranked)	218	17	17.4
Free Throw Attempts Per Game (353 ranked)	174	9	16.67
Free Throw Percentage (353 ranked)	136	9	72.0
Free Throws Made Per Game (353 ranked)	143	7	12.00
Rebound Margin (353 ranked)	94	8	4.1
Rebounds (Defensive) Per Game (353 ranked)	68	8	27.3
Rebounds (Offensive) Per Game (353 ranked)	12	1	16.0
Rebounds Per Game (349 ranked)	14	2	43.28
Scoring Defense (353 ranked)	216	11	65.4
Scoring Margin (349 ranked)	179	15	1.7
Scoring Offense (353 ranked)	148	16	67.1
Steals Per Game (353 ranked)	235	13	7.6
Three Point Attempts Per Game (353 ranked)	158	11	20.6
Three Point Percentage (353 ranked)	246	18	29.1
Three Point Percentage Defense (353 ranked)	211	13	31.3
Three Pointers Per Game (353 ranked)	191	16	6.0
Turnover Margin (353 ranked)	179	12	0.00
Turnovers Forced Per Game (353 ranked)	252	14	15.56
Turnovers Per Game (353 ranked)	124	8	15.6
Winning Percentage (352 ranked)	160	14	55.6

## SMU INDIVIDUAL PLAYER RANKINGS (AS OF 1/16/25)

	Player	NCAA	ACC	Stat
Assist/Turnover Ratio (250 ranked)	Zanai Jones	63	7	1.97
Assists (145 ranked)	Zanai Jones	85	9	73
Assists Per Game (250 ranked)	Zanai Jones	113	12	4.1
Blocks (136 ranked)	Jessica Peterson	71	5	25
Blocks Per Game (250 ranked)	Jessica Peterson	91	5	1.39
Double Doubles (41 ranked)	Jessica Peterson	28	4	7
Field Goal Attempts (150 ranked)	Nya Robertson	2	1	349
Field Goal Percentage (250 ranked)	--	--	--	--
Field Goals (148 ranked)	Nya Robertson	43	4	119
Free Throw Attempts (150 ranked)	Nya Robertson	40	3	95
Free Throw Percentage (250 ranked)	Chantae Embry	36	4	87.2
	Nya Robertson	130	9	81.1
Free Throws (147 ranked)	Nya Robertson	30	3	77
Minutes Per Game (150 ranked)	Nya Robertson	78	5	34.05
Points (199 ranked)	Nya Robertson	15	3	360
Points Per Game (250 ranked)	Nya Robertson	20	3	20.0
Rebounds (146 ranked)	Jessica Peterson	2	1	218
Rebounds (Defensive) Per Game (30 ranked)	Jessica Peterson	13	2	7.7
Rebounds (Offensive) Per Game (30 ranked)	Jessica Peterson	11	3	4.4
Rebounds Per Game (249 ranked)	Jessica Peterson	3	1	12.1
	Chantae Embry	224	15	6.9
Steals (150 ranked)	TK Pitts	54	4	41
Steals Per Game (249 ranked)	TK Pitts	87	5	2.28
Three Point Attempts (145 ranked)	Nya Robertson	6	2	145
Three Point Percentage (178 ranked)	Nya Robertson	168	14	31.0
Three Pointers (147 ranked)	Nya Robertson	29	4	45
Three Pointers Per Game (248 ranked)	Nya Robertson	46	6	2.50
Triple Doubles (5 ranked)	--	--	--	--

## ACC PRESEASON HONORS

### 2024-25 ACC Preseason Poll

1. Notre Dame	(70), 1726
2. NC State	(8), 1617
3. Duke	1446
4. Louisville	1370
5. Florida State	1335
6. North Carolina	1279
7. Stanford	(1), 1214
8. Miami	883
9. Virginia	877
10. Georgia Tech	855
11. Syracuse	801
12. Virginia Tech	786
13. Clemson	553
14. California	546
15. Boston College	533
16. SMU	274
17. Wake Forest	259
18. Pitt	233

(First Place Votes), Points, 79 voters

### Preseason Player of the Year

Hannah Hidalgo, So., G, Notre Dame

### Preseason All-ACC Team

(First-place votes)

Hannah Hidalgo So., G, Notre Dame 921 (62)

Ta'Niya Latson, Jr., G, Florida State 734 (9)

Saniya Rivers, Sr., G, NC State 527 (2)

Aziaha James, Sr., G, NC State 473 (1)

Olivia Miles, Jr., G, Notre Dame 457 (4)

Sonia Citron, Jr., G, Notre Dame 331

Makayla Timpson, Sr., F, Florida State 315

Alyssa Ustby, Gr., G/F, North Carolina 308

Reigan Richardson, Sr., G, Duke 202

Kymora Johnson, So., G, Virginia 193 (1)

### Newcomer Watch List

Toby Fournier, Fr., F, Duke 222

Imari Berry, Fr., G, Louisville 180

Kate Koval, Fr., F, Notre Dame 177

Zamareya Jones, Fr., G, NC State 116

Liza Karlen, Gr., F, Notre Dame 109



# SMU WOMEN'S BASKETBALL GAME NOTES

## GAME-BY-GAME STAT COMPARISON

OPPONENT	DATE	SCORE	MAR	FG	FG PCT	3FG	3FG PCT	FT	FT PCT	RB	AST	TO	BLK	STL	PF
N.C. A&T	11/04/24	77-64	13	33-70/22-59	.471/.373	3-20/7-21	.150/.333	8-12/13-16	.667-.813	46/32 14	16/11	10/10	3/3	6/3	17/14
Old Dominion	11/09/24	70-79	-9	23-69/27-65	.333/.415	6-20/10-22	.300/.455	18-23/15-22	.783-.682	45/47 -2	16/15	16/20	1/6	9/6	22/25
Western Mich.	11/12/24	72-44	28	26-64/14-39	.406/.359	6-23/9-21	.261/.429	14-21/7-10	.667-.700	37/31 6	11/10	13/33	1/3	18/7	16/21
at Arizona St.	11/16/24	73-80	-7	24-64/28-63	.375/.444	8-23/11-26	.348/.423	17-21/13-19	.810-.684	35/46 -11	16/17	17/23	4/4	9/10	20/17
vs Minnesota	11/17/24	56-65	-9	21-51/23-74	.412/.311	4-17/5-28	.235/.179	10-15/14-20	.667-.700	42/46 -4	6/12	18/7	2/2	2/8	22/17
Lamar	11/22/24	56-54	2	19-58/22-60	.328/.367	2-13/3-12	.154/.250	16-23/7-10	.696-.700	47/34 13	14/14	19/14	5/6	9/8	18/21
Ark.-Pine Bluff	11/25/24	82-58	24	31-71/24-66	.437/.364	6-22/3-17	.273/.176	14-16/7-9	.875-.778	48/34 14	21/11	17/18	9/3	9/10	9/19
UT Arlington	11/29/24	71-46	25	27-72/20-63	.375/.317	6-20/2-18	.300/.111	11-12/4-7	.917-.571	51/39 12	19/11	14/19	10/7	10/10	13/15
at Missouri	12/05/24	61-68	-7	22-58/24-60	.379/.400	8-22/9-25	.364/.360	9-13/11-17	.692-.647	37/40 -3	7/14	13/12	4/1	3/4	16/14
at Florida St.	12/08/24	85-93	-8	34-78/31-72	.436/.431	9-23/8-24	.391/.333	8-10/23-30	.800-.767	41/43 -2	18/12	10/10	1/4	7/7	23/13
Texas Tech	12/11/24	61-57	4	21-57/20-63	.368/.317	4-8/8-25	.500/.320	15-19/9-10	.789-.900	52/28 24	14/14	20/10	6/6	4/9	15/18
at North Texas	12/19/24	74-66	8	25-60/21-59	.417/.356	3-16/5-21	.188/.238	21-28/19-26	.750-.731	46/33 13	5/10	12/7	3/3	3/5	21/23
vs Chicago State	12/20/24	73-52	21	27-68/20-56	.397/.357	5-26/4-20	.192/.200	14-20/8-12	.700-.667	53/29 24	9/7	16/14	2/3	11/10	9/16
Stanford	01/02/25	67-63	4	28-66/24-61	.424/.393	7-22/9-24	.318/.375	4-9/6-11	.444-.545	41/41 0	13/16	13/15	5/4	8/7	17/16
California	01/05/25	66-81	-15	25-63/31-61	.397/.508	9-22/10-25	.409/.400	7-9/9-10	.778-.900	29/40 -11	12/14	17/20	2/0	6/4	15/19
at Syracuse	01/09/25	72-71	1	29-71/25-68	.408/.368	6-20/3-16	.300/.188	8-14/18-24	.571-.750	44/45 -1	16/13	19/17	2/5	5/8	21/17
at Pitt	01/12/25	59-72	-13	15-62/22-55	.242/.400	12-33/8-22	.364/.364	17-24/20-30	.708-.667	40/47 -7	10/18	15/15	4/7	9/10	23/20
North Carolina	01/16/25	33-64	-31	12-62/26-65	.194/.400	4-21/8-23	.190/.348	5-11/4-11	.455-.364	45/51 -6	7/18	21/16	8/6	8/10	16/15
at Notre Dame															
at Miami															
Louisville															
at Virginia Tech															
at Georgia Tech															
Pitt															
Clemson															
at Wake Forest															
at Boston College															
Virginia															
NC State															

Stat layout: SMU/OPPONENT

## 2024-25 SPECIALTY STATS

OPPONENT	RESULT	PTS OFF TO	PTS IN PAINT	2ND CHANCE PTS	FAST BREAK PTS	BENCH PTS
North Carolina A&T	W, 77-64	15/13	48/26	16/15	19/4	16/15
Old Dominion	L, 79-70	7/15	34/28	8/17	14/20	12/14
Western Michigan	W, 72-44	27/9	36/8	12/5	16/4	26/28
at Arizona State	L, 80-73	22/21	26/26	13/15	17/19	10/20
vs Minnesota	L, 65-56	4/17	28/30	2/22	13/5	4/38
Lamar	W, 56-54	13/15	20/20	16/7	7/2	7/11
Arkansas-Pine Bluff	W, 82-58	20/16	38/28	18/8	11/14	32/15
UT Arlington	W, 71-46	13/10	34/28	12/8	17/6	31/15
at Missouri	L, 68-61	2/12	18/24	10/18	9/13	18/23
at Florida State	L, 93-85	17/13	40/38	14/15	6/16	10/13
Texas Tech	W, 61-57	12/22	24/18	21/6	5/8	6/23
at North Texas	W, 74-66	4/11	36/28	11/5	2/18	8/10
vs Chicago State	W, 73, 52	14/15	38/26	17/4	9/6	15/30
Stanford	W, 67-63	19/17	30/28	13/10	12/7	8/13
California	L, 81-66	20/18	26/36	5/7	4/5	16/18
at Syracuse	W, 72-71	22/19	44/38	9/25	11/8	14/12
at Pitt	L, 72-59	17/22	2/24	3/11	9/13	9/26
North Carolina	L, 33-64	5/20	10/34	4/8	4/13	5/14
at Notre Dame						
at Miami						
Louisville						
at Virginia Tech						
at Georgia Tech						
Pitt						
Clemson						
at Wake Forest						
at Boston College						
Virginia						
NC State						

Stat layout: SMU/OPPONENT

# SMU WOMEN'S BASKETBALL GAME NOTES

## LAST TIME IT HAPPENED...

### TEAM 100 POINTS

By SMU: 104 vs. Sam Houston State, 11/19/99  
By Opponent: 102 at #1 Connecticut, 2/4/14

### 90 POINTS

By SMU: 91-86, W vs. Memphis, 1/11/24  
By Opponent: 93-85 L vs Florida State 12/8/24

### 30-PLUS POINT WIN

By SMU: 31 (75-44) vs Air Force 12/21/23  
By Opponent: 33 (61-28) vs. UCF (Neutral Site)

### 60 PERCENT SHOOTING

By SMU: .625 vs. Memphis, 2/3/24  
By Opponent: has not happened since 2001-02

### 50 PERCENT SHOOTING

By UC: .500 vs. North Texas, 2/10/24  
By Opponent: .554 by Tulsa, 3/2/24

### 20 ASSISTS

By SMU 21 vs. UAPB, 11/25/24  
By Opponent: 21 at Wichita State 2/28/24

### 10 STEALS

By SMU - 11 vs Chicago State (Denton, Texas) 12/20/24  
By Opponent - 10, vs UT Arlington, 11/29/24

### 15 STEALS

By SMU - 18, vs Western Michigan 11/12/24  
By Opponent - 15 vs Air Force 12/21/23

### 10 BLOCKS

By SMU - 10, vs UT Arlington 11/29/24  
By Opponent - 11 vs Houston, 1/21/23

### 10 3PT FG Made

By SMU - 12, at Pitt 1/12/25  
By Opponent - 10, vs California 1/5/25

### 50 REBOUNDS

By SMU - 52, vs Texas Tech 12/11/24  
By Opponent - 54 at Temple, 2/20/2016

### SMU PLAYED A RANKED OPPONENT

L, 85-61 vs. No. 13 Baylor, 2/10/24  
SMU Beat a top 25 Ranked Team: W, 54-53 vs No. 19 Texas A&M, 12/5/16 (Coaches poll)  
SMU Beat an AP Top 25 Team: W, 73-57 vs No. 18 UTEP. 3/9/08 (Neutral Site)

### OVERTIME GAME

W, 72-71 (OT) at Syracuse 1/9/25  
SMU Win  
On the road: W, 72-71 (OT) at Syracuse 1/9/25  
At home: W, 56-54 (OT) vs Lamar, 11/22/24

### DOUBLE OVERTIME GAME

W, 91-86 (2OT) at Memphis, 1/11/24  
SMU Win - W, 91-86 (2OT) at Memphis, 1/11/24  
At Home - W, 80-75 (2OT) vs Memphis, 1/7/14

### TRIPLE OVERTIME GAME

W, 94-92 (3OT) vs UAB, 2/7/23  
SMU Win - W, 94-92 (3OT) vs UAB, 2/7/23

### 40-POINT GAME

By SMU- 42 by Shawna Ford vs. TCU, 1/25/97

### 30-POINT GAME

By SMU - 30 by Tiara Young vs Colorado, 11/18/23

### 20 REBOUNDS BY A PLAYER

By SMU - 21, Jessica Peterson vs UT Arlington 11/29/24

### 15 REBOUNDS BY A PLAYER

By SMU - 16, Jessica Peterson vs Chicago State 12/20/24 (Neutral)

### 10 ASSISTS BY A PLAYER

By SMU 10, Jasmine Smith vs North Texas, 12/7/22

### FIVE STEALS BY A PLAYER

By SMU - 6, TK Pitts vs Western Michigan, 11/12/24

### FIVE BLOCKED SHOTS BY A PLAYER

By SMU - 6, Jessica Peterson vs UAPB, 11/25/24

### A PLAYER HAD EIGHT ASSISTS AND NO TURNOVERS

By SMU - 8, Zanai Jones vs Texas Tech, 12/11/24

### SMU HAD THREE PLAYERS RECORD DOUBLE FIGURE REBOUNDS

By SMU - Jessica Peterson (12), Chantae Embry (12), TK Pitts (11) vs Texas Tech

### A PLAYER HAD EIGHT OFFENSIVE REBOUNDS

By SMU - 8, Jessica Peterson vs Chicago State 12/20/24

### SMU HAD TWO PLAYERS RECORD A DOUBLE-DOUBLE

By SMU - Jessica Peterson (13/19), Chantae Embry (13/10) at North Texas 12/19/24

### SMU HAD TWO PLAYERS RECORD 20 POINTS

By SMU - Nya Robertson (21), Zanai Jones (20) vs Stanford 1/2/24



# SMU WOMEN'S BASKETBALL 2024-25 ROSTER

## NUMERICAL ROSTER

#	Name	Pos.	Ht.	Cl.	Hometown / Last School
1	Zanai Jones	G	5-5	Gr.	Jersey City, N.J. / Villanova
2	TK Pitts	G	6-1	Jr.	Tulsa, Okla. / Union HS
3	Nya Robertson	G	5-7	Jr.	Forth Worth, Texas / George Washington
4	Kaysia Woods	F	6-0	Sr.	Lincoln, Neb. / Xavier
5	Ella Brow	G	5-8	Jr.	Palm Beach, Australia / Palm Beach Currumbin HS
12	Kayanna Cox	G	5-10	Fr.	Tenaha, Texas / Tenaha HS
13	Sandra Magolico	F	6-2	Sr.	Maputo, Mozambique / Arizona State
17	Nicole Rodriguez	G	5-8	Gr.	Eastvale, Calif. / Loyola Marymount
22	Kylie Marshall	G	5-11	So.	Mansfield, Texas / Texas A&M
24	Donavia Hall	G	5-10	Jr.	Plano, Texas / Plano East HS
25	Brianna McLeod	C	6-3	Jr.	Toronto, Ontario / Colorado
33	Chantae Embry	F	6-1	Jr.	Norman, Okla. / Texas Tech
35	Jessica Peterson	C	6-2	Sr.	Rancho Cucamonga, Calif. / Fresno State

## PRONUNCIATION GUIDE

1 Zanai Jones	(Zuh-nye)	4 Kayisa Woods	(Kay-ja, like Aisa)
12 Kayanna Cox	(Kay-ann-uh)	13 Sandra Magolico	(Sahn-dra Mag-oh-leek-oh)
24 Donavia Hall	(Duh-nah-v-uh)	25 Brianna McLeod	(Bri-on-uh Mc-Loud)
33 Chantae Embry	(Shawn-tay Em-bree)	HC Toyelle Wilson	(Toy-L)

## COACHING STAFF

Name	Position	Yr.	Alma Mater
Toyelle Wilson	Head Coach	4th	Manhattan, '03
Deneen Parker	Associate Head Coach	24th	Stephen F. Austin, '94
Danielle Edwards	Assistant Coach / Recruiting Coordinator	4th	Clemson, '19
Anthony Anderson	Assistant Coach / Assistant Recruiting Coordinator	3rd	Florida International, '11
Alex Furr	Director of Player Development / Assistant Coach	2nd	Fresno State, '14
Carter Mumm	Director of Scouting and Video Analytics / Assistant Coach	1st	Iowa State, '21
AK Prestridge	Director of Basketball Operations	2nd	Auburn, '19
Payton Courier	Special Assistant to the Head Coach / Assistant Director of Ops.	2nd	Purdue Northwest, '22
Gerald Sambaer	Graduate Assistant	1st	Michigan, '21
Alexis Reyes	Director of Recruiting Experience	1st	Full Sail, '22
Kelli Swing	Athletic Trainer	21th	Iowa, '02
Hong Tran	Director of Strength and Training	2nd	Saint Leo, '14

## NEWCOMERS (8)

#	Name	Pos.	Ht.	Gr.	Hometown / Last School
12	Kayanna Cox	G	5-10	Fr.	Tenaha, Texas / Tenaha HS
1	Zanai Jones	G	5-5	Gr.	Jersey City, N.J. / Villanova
13	Sandra Magolico	F	6-2	Sr.	Maputo, Mozambique / Arizona State
22	Kylie Marshall	G	5-11	So.	Mansfield, Texas / Texas A&M
25	Brianna McLeod	C	6-3	Jr.	Toronto, Ontario / Colorado
3	Nya Robertson	G	5-7	Jr.	Forth Worth, Texas / George Washington
17	Nicole Rodriguez	G	5-8	Gr.	Eastvale, Calif. / Loyola Marymount
4	Kaysia Woods	F	6-0	Sr.	Lincoln, Neb. / Xavier

## LETTERWINNERS RETURNING (5)

#	Name	Pos.	Ht.	Gr.	GP/GS	PPG	RPG	APG	FG%	Hometown / Last School
5	Ella Brow	G	5-8	Jr.	25/10	4.6	2.4	2.7	.607	Palm Beach, Australia / Palm Beach Currumbin HS
33	Chantae Embry	F	6-1	Jr.	21/25	12.4	5.4	1.9	.471	Norman, Okla. / Texas Tech
24	Donavia Hall	G	5-10	Jr.	25/0	1.5	1.6	0.6	.381	Plano, Texas / Plano East HS
25	Jessica Peterson	C	6-2	Sr.	4/0	1.5	2.3	0.3	.250	Rancho Cucamonga, Calif. / Fresno State
2	TK Pitts	G	6-1	Jr.	30/5	5.8	4.4	0.8	.512	Tulsa, Okla. / Union HS

\* 2023-24 stats for all but Ella Brow

## ALPHABETICAL ROSTER

#	NAME	POS.	CL
5	Ella Brow	G	Jr.
12	Kayanna Cox	G	Fr.
33	Chantae Embry	F	Sr.
24	Donavia Hall	G	Jr.
1	Zanai Jones	G	Fr.
13	Sandra Magolico	F	Sr.
22	Kylie Marshall	G	So.
25	Brianna McLeod	C	Jr.
35	Jessica Peterson	F	Sr.
2	TK Pitts	G	Jr.
3	Nya Robertson	G	Jr.
17	Nicole Rodriguez	G	Gr.
4	Kaysia Woods	F	Sr.

## ROSTER BY GRADE

#	Name	Grade
<i>Graduate Students</i>		
1	Zanai Jones	Gs.
17	Nicole Rodriguez	Gs.
<i>Seniors</i>		
33	Chantae Embry	Sr.
13	Sandra Magolico	Sr.
35	Jessica Peterson	Sr.
4	Kaysia Woods	Sr.
<i>Juniors</i>		
5	Ella Brow	Jr.
24	Donavia Hall	Jr.
25	Brianna McLeod	Jr.
2	TK Pitts	Jr.
3	Nya Robertson	Jr.
<i>Sophomores</i>		
22	Kylie Marshall	So.
<i>Freshman</i>		
12	Kayanna Cox	Fr.

SMU WOMEN'S BASKETBALL GAME NOTES

2024-25 PHOTO / TV ROSTER



1

**ZANAÏ JONES**  
G • 5-5 • SR  
Jersey City, N.J.  
Villanova



2

**TK PITTS**  
G • 6-1 • JR  
Tulsa, Okla.  
Union HS




3

**NYA ROBERTSON**  
G • 5-7 • JR  
Fort Worth, Texas  
George Washington




4

**KAYSIA WOODS**  
F • 6-0 • SR  
Lincoln, Neb.  
Xavier



5

**ELLA BROW**  
G • 5-8 • JR  
Palm Beach, Australia  
Palm Beach Currumbin HS



12

**KAYANNA COX**  
G • 5-10 • FR  
Tenaha, Texas  
Tenaha HS



13

**SANDRA MAGOLICO**  
F • 6-2 • SR  
Maputo, Mozambique  
Arizona State



17

**NICOLE RODRIGUEZ**  
G • 5-8 • GR  
Eastvale, Calif.  
Loyola Marymount



22

**KYLIE MARSHALL**  
G • 5-11 • SO  
Mansfield, Texas  
Texas A&M



24

**DONAVIA HALL**  
G • 5-10 • JR  
Plano, Texas  
Plano East HS



25

**BRIANNA MCLEOD**  
C • 6-3 • JR  
Toronto, Ontario  
Colorado



33

**CHANTAE EMBRY**  
F • 6-1 • SR  
Norman, Okla.  
Texas Tech



35

**JESSICA PETERSON**  
C • 6-2 • SR  
Rancho Cucamonga, Calif.  
Fresno State





# TOYELLE WILSON

HEAD COACH  
MANHATTAN '03  
4TH SEASON

@CoachTMWilson

@coachtoyellewilson

Toyelle Wilson was named the SMU women's basketball head coach in April of 2021 after two seasons with the Michigan women's basketball program, where she served as an assistant coach and recruiting coordinator. She arrived in Ann Arbor in 2019 after spending six years as an assistant coach at Baylor and three seasons as the head coach at Prairie View A&M. Wilson is the first Black female head coach at SMU

Entering her fourth season at the helm of the Mustangs she holds a career record of 45-44 and boasts a career record of 100-87 in six years of head coaching at SMU and Prairie View.

Wilson's Mustangs finished the 2023-24 season with a record of 14-16. SMU averaged 69.8 points per game (5th AAC) on 43.5% shooting from the field (2nd AAC). The Mustangs' 1.00 assist/turnover ratio and 14.7 assists per game ranked second in the conference.

She guided Tiara Young to earn a spot on the All-American Athletic Conference Second Team, and developed Chantae Embry into the conference's Ambassador Award recipient. Mustangs also collected eight weekly AAC honors.

SMU ended the 2022-23 season with a 17-13 record and its second consecutive WNIT appearance. The Mustangs made the postseason in back-to-back seasons for the first time since 2014 and 2015. The 2022-23 season marked the third postseason appearance in seven seasons. SMU defeated Little Rock 68-42 in the first round of the WNIT in Moody Coliseum.

SMU finished 13-2 in Moody Coliseum, including a 10-0 start at home- breaking the program's best start to open a season (2004-05) and best home winning streak (1999-00, final nine games). The Mustangs ranked second in scoring defense in the AAC, holding opponents to only 58.3 points per game. Three different Mustangs finished in the top 10 in the league in four separate individual categories.

Wilson helped guide Savannah Wilkinson, Jasmine Smith and Ella Brow to All-AAC honors.

She led the Mustangs to a 14-15 record, including 7-7 in her first season on the Hilltop. Her squad finished tied for fourth, the program's highest finish in the American Athletic Conference and they garnered the third-most votes in last season's preseason poll.

At UM, Wilson coached five Big Ten All-Conference Team selections, among them the 2020-21 Big Ten Player of the Year, the school's first AP All-American and Wade Trophy finalist, Naz Hillmon. On the recruiting trail, Michigan's 2020 recruiting class was ranked as high as No. 12 and its 2021 class rated 18th.

## WILSON YEAR-BY-YEAR RECORD

Year	Organization/School	Position	Record (Conf)	Conference Finish	Postseason
2010-11	Prairie View A&M	Head Coach	21-12 (12-4)	1st	NCAA First Round
2011-12	Prairie View A&M	Head Coach	17-16 (11-7)	4th	
2012-13	Prairie View A&M	Head Coach	17-15 (11-7)	4th	
2013-14	Baylor	Assistant Coach	34-5	1st	NCAA Elite Eight
2014-15	Baylor	Assistant Coach	33-4	1st	NCAA Elite Eight
2015-16	Baylor	Assistant Coach	36-2	1st	NCAA Elite Eight
2016-17	Baylor	Assistant Coach	33-4	1st	NCAA Elite Eight
2017-18	Baylor	Assistant Coach	33-2	1st	NCAA Sweet Sixteen
2018-19	Baylor	Assistant Coach	37-1	1st	NCAA National Champion
2019-20	Michigan	Assistant Coach	21-11	7th	Cancelled
2020-21	Michigan	Assistant Coach	16-6	4th	NCAA Sweet Sixteen
2021-22	SMU	Head Coach	14-15 (7-7 AAC)	4th	WNIT First Round
2022-23	SMU	Head Coach	17-12 (7-8 ACC)	5th	WNIT Second Round
2023-24	SMU	Head Coach	14-16 (8-10 AAC)	11th	
2024-25	SMU	Head Coach	10-8 (2-4 ACC)		

Michigan finished the 2020-21 season 16-6, earning its highest-ever NCAA Tournament seed (No. 6), and reached the Sweet 16 for the first time in school history. The Wolverines defeated 11th-seeded Florida Gulf Coast and No. 3 seed Tennessee in the tournament before falling in overtime to Baylor. During her first year at Michigan, the Wolverines compiled a 21-11 record and were poised to make the 2020 NCAA Tournament before the season was canceled due to the COVID-19 pandemic. Over her six seasons at Baylor, the Lady Bears won the 2019 National Championship and claimed six regular season Big 12 Conference championships and five conference tournament titles. Baylor also made four NCAA Elite Eight appearances and one NCAA Sweet 16 during her time in Waco. In total, she assisted the program to a 204-18 overall record and a 102-6 mark in Big 12 play. She recruited and coached 40 All-Conference selections, as well as three Big 12 Players of the Year, three Defensive Players of the Year, two Freshman/Newcomers of the Year and 10 WNBA draft picks.

On the recruiting trail, she helped Baylor recruit top-10 recruiting classes every year, including the No. 1 recruiting class in the country in her final season in Waco. Prior to joining the Baylor staff, she led Prairie View A&M to three-straight SWAC Tournament championships and NCAA Tournament appearances. She compiled a 55-43 record in her three

seasons as the program's head coach, recruiting and coaching eight SWAC All-Conference Team selections, a Player of the Year, a Freshman of the Year and a Newcomer of the Year. Prior to accepting the head coach position, Wilson was the Panthers' top assistant for four years, and spent three seasons as an assistant coach at Robert Morris University.

Wilson was one of 30 coaches across the nation who participated in the Center for Coaching Excellence (CCE) by the Women's Basketball Coaches Association (WBCA). The CCE is an elite program for select basketball coaches and is designed to provide college women's basketball coaches with the professional skills and personal ethics training necessary to be exceptional leaders. Wilson is also a member of the WBCA.

A native of Voorhees, New Jersey, Wilson earned a bachelor's degree in business management from Manhattan College in 2003 and was a four-year letterwinner for the women's basketball team. She was a team captain and earned Defensive Player of the Year honors while leading the Jaspers to an NCAA Tournament berth and a Metro Atlantic Athletic Conference championship in 2003.

Wilson is the mother of one son, Kash.

### ACCOMPLISHMENTS AND HONORS CHAMPIONSHIPS

#### As a Head Coach

- 3x SWAC tournament champions (2011-2013)
- 3 NCAA tournament appearances
- 2 WNIT appearances

#### As an Assistant

- NCAA Champions (2019)
- 6x Big 12 Regular Season Champions (2013-2019)
- 5x Big 12 Tournament Champions (2013-16, 2018, 2019)



# SMU WOMEN'S BASKETBALL GAME NOTES



# 1 ZANAÏ JONES

6-5 • G • GS  
 JERSEY CITY, NEW JERSEY / HUDSON CATHOLIC REGIONAL HS / VILLANOVA

**2024-25 (Graduate Student):** Recorded a career high seven assist in the season opener against NC A&T, also added 10 points

**2023-24 (Junior at Villanova):** Started all 31 games she played in and averaged 6.7 points per game and 2.6 rebounds per contest in 25.9 minutes per game...Shot 37% from the field, 27.9% from three-point range and 89.7% from the foul line... Registered 59 assists and 23 steals...Scored double figures in eight of her final 14 games...Scored a career-high tying 16 points on 5-of-8 shooting (2-of-2 from three) and a 4-of-5 effort from the foul line at DePaul... Tied a career-high with 16 points in the second meeting versus DePaul at home...Recorded 10 points and a career-high tying eight rebounds at Marquette... Credited with a career-high five assists versus Providence and Virginia...Tallied 10 points and six rebounds versus Saint Joseph's in the WBIT quarterfinals.

**2022-23 (Sophomore at Villanova):** Played in 29 games and averaged 1.9 points per game and 0.7 rebounds per contest in 10.0 minutes per game...Shot 33.7% from the field, 35% from 3-point range and 91.7% from the foul line...Scored a season-high five points on three occasions versus American, Xavier and Seton Hall...Dished out a career-high four assists against Seton Hall...Played a career-high 22 minutes versus American.

**2021-22 (Freshman at Villanova):** Played in 22 games and averaged 1.3 points per game and 0.5 rebounds per contest in 5.8 minutes per game...Shot .303 from the field.200 from three-point range and a perfect 7-of-7 from the foul line...Tallied three assists and three steals... Scored a career-high 13 points at Creighton on 5-of-9 shooting from the field and a 3-of-3 effort from the foul line to go with a career-high five rebounds in a career-best 19 minutes of action.

**Prep:** Third team All-State...Three-time first team All-County...All-time leading scorer in Hudson Catholic girls basketball history... Program's all-time assist leader... New Jersey assist leader during freshman season...Hudson County Jim Hague Player of the Year...National Honor Society...Graduated with honors

## GAME BY GAME SEASON STATS

Date	Opp	GS	Min	FGM/A	%	3FG/A	%	FTM/A	%	ORB	DRB	TOT	AVG	PF	AST	T/O	BLK	STL	PTS	AVG
11/04/24	N.C. A&T	*	33	5-9	.556	0-1	.000	0-0	.000	1	4	5	5.0	0	7	0	0	2	10	10.0
11/09/24	Old Dominion	*	29	0-5	.000	0-0	.000	0-0	.000	2	1	3	4.0	3	3	2	0	3	0	5.0
11/12/24	Western Mich.	*	20	2-6	.333	0-0	.000	0-0	.000	0	0	0	2.7	3	1	3	0	0	4	4.7
11/16/24	at Arizona St.	*	36	5-12	.417	2-3	.667	2-2	1.000	0	2	2	2.5	2	4	1	0	1	14	7.0
11/17/24	vs Minnesota	*	25	1-3	.333	0-1	.000	0-0	.000	0	4	4	2.8	2	2	1	0	0	2	6.0
11/22/24	Lamar	*	36	1-5	.200	0-0	.000	3-4	.750	0	3	3	2.8	2	4	2	0	1	5	5.8
11/25/24	Ark.-Pine Bluff	*	25	2-6	.333	0-3	.000	0-0	.000	0	1	1	2.6	0	4	1	1	0	4	5.6
11/29/24	UT Arlington	*	32	4-9	.444	0-2	.000	1-2	.500	1	3	4	2.8	0	5	1	1	3	9	6.0
12/05/24	at Missouri	*	39	6-11	.545	3-5	.600	2-2	1.000	0	4	4	2.9	1	1	5	0	0	17	7.2
12/08/24	at Florida St.	*	36	7-14	.500	2-3	.667	1-1	1.000	1	3	4	3.0	2	7	3	0	0	17	8.2
12/11/24	Texas Tech	*	38	4-10	.400	1-1	1.000	2-2	1.000	0	3	3	3.0	1	8	0	1	0	11	8.5
12/19/24	at North Texas	*	34	2-6	.333	0-2	.000	2-4	.500	1	2	3	3.0	2	0	1	1	0	6	8.3
12/20/24	vs Chicago St.	*	31	3-9	.333	0-1	.000	2-2	1.000	0	3	3	3.0	1	3	1	0	4	8	8.2
01/02/25	Stanford	*	35	9-15	.600	1-5	.200	1-3	.333	0	4	4	3.1	1	5	2	2	2	20	9.1
01/05/25	California	*	29	3-11	.273	0-1	.000	0-0	.000	0	2	2	3.0	1	5	3	0	1	6	8.9
01/09/25	at Syracuse	*	42	1-10	.100	1-5	.200	0-0	.000	0	4	4	3.1	3	7	3	0	0	3	8.5
01/16/25	North Carolina	*	32	1-9	.111	0-3	.000	0-0	.000	0	2	2	3.0	1	2	5	2	1	2	8.2
Total			588	59-164	.360	12-44	.273	18-24	.750	7	47	54	3.0	27	73	37	8	20	148	8.2

## CAREER STATS

Yr	GP-GS	MIN/AVG	FG-FGA	FG%	3FG-3FGA	3FG%	FT-FTA	FT%	OFF	DEF	TOT	AVG	PF-FO	A	TO	BLK	STL	PTS	AVG
21-22*	22-0	128/5.8	10-33	.303	2-10	.200	7-7	1.000	2	10	12	0.5	12-0	3	5	0	3	29	1.3
22-23*	29-0	289/10.0	19-51	.373	7-20	.350	11-12	.917	4	15	19	0.7	15-0	24	15	0	4	56	1.9
23-24*	31-31	801/25.9	78-211	.370	17-61	.279	35-39	.897	10	71	81	2.6	32-0	59	27	4	23	208	6.7
24-25	18-18	587/32.6	59-164	.360	12-44	.273	18-24	.750	7	47	54	3.0	27-0	73	37	8	20	148	8.2
SMU To	18-18	587/32.6	59-164	.360	12-44	.273	18-24	.750	7	47	54	3.0	27-0	73	37	8	20	148	8.2
Total	100-49	1806/18.1	166-459	.362	38-135	.281	71-82	.866	23	143	166	1.7	86-0	159	84	12	50	441	4.4



## JONES STATS MUSTANG BASKETBALL

### SEASON & CAREER STATISTICS

POINTS	
Season	20 vs Stanford 1/2/25
Career	20 vs Stanford 1/2/25
REBOUNDS	
Season	5, vs NC A&T 11/4/24
Career	8, 2x, last at Marquette 2/10/24*
ASSISTS	
Season	8 vs Texas Tech 12/11/24
Career	8 vs Texas Tech 12/11/24
STEALS	
Season	4, vs Chicago St. (N) 12/20/24
Career	4, vs Chicago St. (N) 12/20/24
BLOCKS	
Season	2, vs Stanford 1/2/25
Career	2, 2x, last vs Stanford 1/2/25
FG MADE	
Season	9 vs Stanford 1/2/25
Career	9 vs Stanford 1/2/25
FG ATTEMPTS	
Season	15 vs Stanford 1/2/25
Career	15 vs Stanford 1/2/25
3 PT FG MADE	
Season	3, at Mizzou 12/5/24
Career	3, 2x, last at Mizzou 12/5/24
3 PT FG ATTEMPTS	
Season	8 at Pitt 1/12/25
Career	8 at Pitt 1/12/25
FT MADE	
Season	3, vs Lamar 11/22/24
Career	4, 6x, last vs Saint Joseph's 3/28/24*
FT ATTEMPTS	
Season	4, vs Lamar 11/22/24
Career	5, at DePaul 1/28/24*
MINUETS	
Season	39, at Mizzou 12/5/24
Career	39, at Mizzou 12/5/24

### MISCELLANEOUS STATISTICS

Category	21-22*	22-23*	23-24*	24-25 Car.	
Double Figure Scoring	1	0	8	7	16
Double Figure Rebounding	0	0	0	0	0
Double-Double	0	0	0	0	0
20-Point Scoring Games	0	0	0	1	1
Led SMU in Scoring	N/A	N/A	N/A	0	0
Led SMU in Rebounding	N/A	N/A	N/A	0	0
Led SMU in Assist	N/A	N/A	N/A	9	9
Games With 3+ Assist	0	1	11	13	25
Games With 3+ Blocks	0	0	0	0	0
Games With 3+ Steals	0	0	3	3	6
Games With 3+ 3PT FGM	0	0	1	1	2

\* At Villanova



# SMU WOMEN'S BASKETBALL GAME NOTES



## 2 TK PITTS

6-1 • G • JR  
TULSA, OKLA. / UNION HIGH SCHOOL

**2023-24 (Sophomore):** Averaged 5.8 points, 4.4 rebounds, and 1.3 steals per game... Scored in double figures four times and grabbed double-digit rebounds four times, including five plus boards in 13 contests... Logged a career-high 22 points and nine rebounds at Wichita State on Feb. 28.

**2022-23 (Freshman):** Played in 24 games, averaging 12.8 minutes per game... Averaged 2.5 points and two rebounds per game... Earned career-highs in points (11), assists (3), steals (3) and rebounds (6) against Alabama State (11/07).

**High School:** TK Pitts, a 6-1 guard from Lubbock, Texas, played at Union High School in Tulsa, Okla. She was named the Frontier Valley Conference Defensive Player of the Year, earned all-conference honors, was an Academic All-Conference selection and was voted the school's homecoming queen in 2021. Pitts is ranked No. 80 overall by All Star Girls Report and No. 123 by Girls Basketball Report. Girls Basketball Report also has her ranked No. 32 at the shooting guard position.

### GAME BY GAME SEASON STATS

Date	Opp	GS	Min	FG/A	%	3FG/A	%	FT/A	%	ORB	DRB	TOT	AVG	PF	AST	T/O	BLK	STL	PTS	AVG
11/04/24	N.C. A&T	*	8	1-2	.500	0-0	.000	1-1	1.000	0	1	1	1.0	5	0	0	0	2	3	3.0
11/09/24	Old Dominion		20	2-9	.222	0-0	.000	0-2	.000	5	3	8	4.5	4	0	1	0	2	4	3.5
11/12/24	Western Mich.	*	25	4-6	.667	0-0	.000	0-0	.000	1	3	4	4.3	2	5	2	0	6	8	5.0
11/16/24	at Arizona St.	*	17	0-3	.000	0-1	.000	0-0	.000	2	2	4	4.3	3	1	1	1	1	0	3.8
11/17/24	vs Minnesota	*	28	0-1	.000	0-0	.000	0-0	.000	2	7	9	5.2	4	1	3	1	0	0	3.0
11/22/24	Lamar	*	32	2-2	1.000	0-0	.000	1-1	1.000	1	3	4	5.0	5	3	3	0	5	5	3.3
11/25/24	Ark.-Pine Bluff	*	22	5-7	.714	0-0	.000	0-0	.000	2	3	5	5.0	2	1	0	1	4	10	4.3
11/29/24	UT Arlington	*	29	2-7	.286	0-0	.000	0-0	.000	2	2	4	4.9	3	3	2	4	0	4	4.3
12/05/24	at Missouri	*	30	1-2	.500	1-2	.500	0-0	.000	0	5	5	4.9	3	2	0	2	1	3	4.1
12/08/24	at Florida St.	*	25	3-4	.750	0-0	.000	0-0	.000	0	5	5	4.9	4	0	1	0	2	6	4.3
12/11/24	Texas Tech	*	29	3-4	.750	0-0	.000	1-2	.500	5	6	11	5.5	3	1	4	2	0	7	4.5
12/19/24	at North Texas	*	18	4-7	.571	1-1	1.000	4-4	1.000	1	4	5	5.4	5	0	1	0	1	13	5.3
12/20/24	vs Chicago St.	*	25	1-4	.250	0-1	.000	1-2	.500	3	4	7	5.5	2	2	2	1	2	3	5.1
01/02/25	Stanford	*	20	4-6	.667	0-0	.000	1-2	.500	2	1	3	5.4	4	1	1	0	2	9	5.4
01/05/25	California	*	11	1-3	.333	0-0	.000	0-0	.000	1	1	2	5.1	5	2	0	0	1	2	5.1
01/09/25	at Syracuse	*	40	2-8	.250	0-1	.000	3-6	.500	5	2	7	5.3	4	5	2	0	3	7	5.3
01/12/25	at Pittsburgh	*	31	0-3	.000	0-0	.000	4-8	.500	0	5	5	5.2	3	0	0	0	4	4	5.2
01/16/25	North Carolina	*	25	2-5	.400	0-0	.000	0-1	.000	3	2	5	5.2	3	0	0	0	5	4	5.1
Total			435	37-83	.446	2-6	.333	16-29	.552	35	59	94	5.2	64	27	23	12	41	92	5.1

### CAREER STATS

Yr	GP-GS	MIN/AVG	FG-FGA	FG%	3FG-3FGA	3FG%	FT-FTA	FT%	OFF	DEF	TOT	AVG	PF-FO	A	TO	BLK	STL	PTS	AVG
22-23	24-0	308/12.8	20-59	.339	1-14	.071	20-33	.606	19	29	48	2.0	29-0	15	20	2	18	61	2.5
23-24	30-5	579/19.3	62-121	.512	4-12	.333	45-68	.662	45	87	132	4.4	72-2	24	34	11	40	173	5.8
24-25	18-17	436/24.2	37-83	.446	2-6	.333	16-29	.552	35	59	94	5.2	64-4	27	23	12	41	92	5.1
TOTAL	72-22	1322/18.4	119-263	.452	7-32	.219	81-130	.623	99	175	274	3.8	165-6	66	77	25	99	326	4.5



### PITTS STATS MUSTANG BASKETBALL

### SEASON & CAREER STATISTICS

POINTS	
Season	13, at North Texas 12/19/24
Career	22, at Wichita St. 2/28/24

REBOUNDS	
Season	11, vs Texas Tech 12/11/24
Career	11, vs Texas Tech 12/11/24

ASSISTS	
Season	5, 2x, at Syracuse 1/9/25
Career	5, 2x, at Syracuse 1/9/25

STEALS	
Season	6, vs Western Michigan 11/12/24
Career	6, vs Western Michigan 11/12/24

BLOCKS	
Season	4, vs UT Arlington 11/29/24
Career	4, vs UT Arlington 11/29/24

FG MADE	
Season	5, vs UAPB 11/25/24
Career	9, at Wichita St. 2/28/24

FG ATTEMPTS	
Season	9, vs Old Dominion 11/9/24
Career	11, 2x, last at Wichita St. 2/28/24

3PT FG MADE	
Season	1, at Mizzou 12/5/24
Career	1, 6x, last at Mizzou 12/5/24

3PT FG ATTEMPTS	
Season	2, at Mizzou 12/5/24
Career	2, 6x, last at Mizzou 12/5/24

FT MADE	
Season	4, 2x, last at Pitt 1/12/25
Career	8, vs East Carolina 2/24/24

FT ATTEMPTS	
Season	8, at Pitt 1/12/25
Career	8, 2x, last at Pitt 1/12/25

MINUETS	
Season	40, at Syracuse 1/9/25
Career	40, at Syracuse 1/9/25

### MISCELLANEOUS STATISTICS

Category	22-23	23-24	24-25	Car.
Double Figure Scoring	1	5	2	8
Double Figure Rebounding	0	4	1	5
Double-Double	0	0	0	0
20-Point Scoring Games	0	0	0	0
Led SMU in Scoring	0	0	0	0
Led SMU in Rebounding	0	4	1	5
Led SMU in Assist	0	0	3	3
Games With 3+ Assist	2	2	4	8
Games With 3+ Blocks	0	0	1	1
Games With 3+ Steals	2	4	5	11
Games With 3+ 3PT FGM	0	0	0	0

# SMU WOMEN'S BASKETBALL GAME NOTES



# 3 NYA ROBERTSON

5-7 • G • JR

FORT WORTH, TEXAS / BOSWELL HIGH SCHOOL / GEORGE WASHINGTON



## ROBERTSON STATS MUSTANG BASKETBALL

### SEASON & CAREER STATISTICS

<b>POINTS</b>	
Season	29, 2x, last vs UT Arlington 11/29/24
Career	31, at St. Bonaventure 1/14/24 *
<b>REBOUNDS</b>	
Season	6, 3x last vs at Pitt 1/12/25
Career	9, at Towson 12/6/23 *
<b>ASSISTS</b>	
Season	6, at Florida State 12/8/24
Career	6, at Florida State 12/8/24
<b>STEALS</b>	
Season	3, 3x, last vs Chicago St (N) 12/20/24
Career	3, 5x, last vs Chicago St (N) 12/20/24
<b>BLOCKS</b>	
Season	2, vs UT Arlington 11/29/24
Career	2, 3x, last vs UT Arlington 11/29/24
<b>FG MADE</b>	
Season	12, at Syracuse 1/9/25
Career	12 2x, at Syracuse 1/9/25
<b>FG ATTEMPTS</b>	
Season	26, vs UT Arlington 11/29/24
Career	26, vs UT Arlington 11/29/24
<b>3 PT FG MADE</b>	
Season	5, vs Old Dominion 11/9/24
Career	8, vs Howard, 11/6/23 *
<b>3 PT FG ATTEMPTS</b>	
Season	12, at Pitt 1/12/25
Career	18, vs Howard, 11/6/23 *
<b>FT MADE</b>	
Season	9, at Pitt 1/12/25
Career	9, 2x, last at Pitt 1/12/25
<b>FT ATTEMPTS</b>	
Season	12, at Pitt 1/12/25
Career	12, 2x, last at Pitt 1/12/25
<b>MINUETS</b>	
Season	42, at Syracuse 1/9/25
Career	42, at Syracuse 1/9/25

## GAME BY GAME SEASON STATS

Date	Opp	GS	Min	FGM/A	%	3FG/A	%	FTM/A	%	ORB	DRB	TOT	AVG	PF	AST	T/O	BLK	STL	PTS	AVG
11/04/24	N.C. A&T	*	31	7-18	.389	2-9	.222	5-6	.833	2	0	2	2.0	3	1	1	0	1	21	21.0
11/09/24	Old Dominion	*	34	9-19	.474	5-11	.455	6-8	.750	0	1	1	1.5	2	2	3	0	0	29	25.0
11/12/24	Western Mich.	*	32	5-19	.263	3-11	.273	3-3	1.000	1	1	2	1.7	2	1	2	0	3	16	22.0
11/16/24	at Arizona St.	*	30	7-15	.467	4-8	.500	7-7	1.000	2	2	4	2.3	5	1	4	0	2	25	22.8
11/17/24	vs Minnesota	*	39	10-24	.417	4-9	.444	4-6	.667	1	3	4	2.6	2	0	3	1	0	28	23.8
11/22/24	Lamar	*	37	7-22	.318	2-8	.250	3-6	.500	2	2	4	2.8	4	1	4	1	1	19	23.0
11/25/24	Ark.-Pine Bluff	*	32	4-14	.286	2-8	.250	2-2	1.000	2	3	5	3.1	1	0	6	0	0	12	21.4
11/29/24	UT Arlington		36	10-26	.385	3-8	.375	6-6	1.000	1	3	4	3.3	2	3	2	2	3	29	22.4
12/05/24	at Missouri	*	36	4-18	.222	0-5	.000	4-4	1.000	0	2	2	3.1	3	3	1	0	1	12	21.2
12/08/24	at Florida St.	*	33	7-23	.304	1-5	.200	4-4	1.000	2	4	6	3.4	3	6	3	0	1	19	21.0
12/11/24	Texas Tech	*	28	4-11	.364	1-2	.500	5-5	1.000	1	0	1	3.2	5	1	5	0	0	14	20.4
12/19/24	at North Texas	*	32	6-18	.333	2-7	.286	7-10	.700	0	0	0	2.9	3	3	2	0	0	21	20.4
12/20/24	vs Chicago St.	*	27	5-14	.357	3-10	.300	3-4	.750	1	5	6	3.2	0	1	6	0	3	16	20.1
01/02/25	Stanford	*	39	8-24	.333	4-9	.444	1-2	.500	1	1	2	3.1	2	1	0	0	2	21	20.1
01/05/25	California	*	31	8-20	.400	3-10	.300	3-3	1.000	0	0	0	2.9	3	0	4	0	1	22	20.3
01/09/25	at Syracuse	*	42	12-25	.480	2-6	.333	2-3	.667	2	1	3	2.9	3	1	3	0	0	28	20.8
01/12/25	at Pittsburgh	*	38	5-20	.250	4-12	.333	9-12	.750	3	3	6	3.1	4	2	5	1	0	23	20.9
01/16/25	North Carolina	*	37	1-19	.053	0-7	.000	3-4	.750	0	3	3	3.1	4	3	6	1	1	5	20.0
<b>Total</b>			<b>614</b>	<b>119-349</b>	<b>.341</b>	<b>45-145</b>	<b>.310</b>	<b>77-95</b>	<b>.811</b>	<b>21</b>	<b>34</b>	<b>55</b>	<b>3.1</b>	<b>51</b>	<b>30</b>	<b>60</b>	<b>6</b>	<b>19</b>	<b>360</b>	<b>20.0</b>

## CAREER STATS

Yr	GP-GS	MIN/AVG	FG-FGA	FG%	3FG-3FGA	3FG%	FT-FTA	FT%	OFF	DEF	TOT	AVG	PF-FO	A	TO	BLK	STL	PTS	AVG
22-23*	28-1	679/24.3	133-370	.359	68-199	.342	69-93	.742	17	47	64	2.3	46-0	55	67	5	18	403	14.4
23-24*	28-23	862/30.8	149-403	.370	70-205	.341	85-112	.759	13	65	78	2.8	55-1	40	95	7	15	453	16.2
24-25	18-17	613/34.1	119-349	.341	45-145	.310	77-95	.811	21	34	55	3.1	51-2	30	60	6	19	360	20.0
<b>SMU To</b>	<b>18-17</b>	<b>613/34.1</b>	<b>119-349</b>	<b>.341</b>	<b>45-145</b>	<b>.310</b>	<b>77-95</b>	<b>.811</b>	<b>21</b>	<b>34</b>	<b>55</b>	<b>3.1</b>	<b>51-2</b>	<b>30</b>	<b>60</b>	<b>6</b>	<b>19</b>	<b>360</b>	<b>20.0</b>
<b>Total</b>	<b>74-41</b>	<b>2154/29.1</b>	<b>401-1122</b>	<b>.357</b>	<b>183-549</b>	<b>.333</b>	<b>231-300</b>	<b>.770</b>	<b>51</b>	<b>146</b>	<b>197</b>	<b>2.7</b>	<b>152-3</b>	<b>125</b>	<b>222</b>	<b>18</b>	<b>52</b>	<b>1216</b>	<b>16.4</b>

## MISCELLANEOUS STATISTICS

Category	22-23*	23-24*	24-25	Car.
Double Figure Scoring	21	21	17	59
Double Figure Rebounding	0	0	0	0
Double-Double	0	0	0	0
20-Point Scoring Games	7	12	10	29
Led SMU in Scoring	N/A	N/A	14	14
Led SMU in Rebounding	N/A	N/A	0	0
Led SMU in Assist	N/A	N/A	2	2
Games With 3+ Assist	9	9	4	22
Games With 3+ Blocks	0	0	0	0
Games With 3+ Steals	2	0	3	5
Games With 3+ 3PT FGM	11	13	7	31

\* At George Washington

(N) Neutral Site -Tempe, Arizona

# SMU WOMEN'S BASKETBALL GAME NOTES



# 4 KAYSIA WOODS

6-0 • F • SR  
LINCOLN, NEBRASKA / LINCOLN HIGH SCHOOL / XAVIER



## WOODS STATS MUSTANG BASKETBALL

### SEASON & CAREER STATISTICS

<b>POINTS</b>	
Season	12, 2x, last vs North Carolina 1/16/25
Career	17, at James Madison 11/11/23 *
<b>REBOUNDS</b>	
Season	7, 2x, at Pitt 1/12/25
Career	10, 2x, last at Providence 1/11/23 *
<b>ASSISTS</b>	
Season	1, 5x, last at Pitt 1/12/25
Career	5, at SIUE 11/27/22 *
<b>STEALS</b>	
Season	1, 3x, last at Pitt 1/12/25
Career	3, vs Cincinnati 12/09/22 *
<b>BLOCKS</b>	
Season	3, vs North Carolina 1/16/25
Career	3, 2x, last vs North Carolina 1/16/25
<b>FG MADE</b>	
Season	5, at Syracuse 1/9/25
Career	6, 2x, last at Temple 12/01/23 *
<b>FG ATTEMPTS</b>	
Season	9, 2x, last vs North Carolina 1/16/25
Career	14, 2x, last at Cincinnati 12/10/23 *
<b>3 PT FG MADE</b>	
Season	3, 2x, last vs North Carolina 1/16/25
Career	5, vs James Madison 11/11/23 *
<b>3 PT FG ATTEMPTS</b>	
Season	6, 2x, last vs North Carolina 1/16/25
Career	13, vs James Madison 11/11/23 *
<b>FT MADE</b>	
Season	2 vs UT Arlington 11/29/24
Career	2, 5x, last vs UT Arlington 11/29/24
<b>FT ATTEMPTS</b>	
Season	2, 2x, last vs UT Arlington 11/29/24
Career	2, 10x, last vs UT Arlington 11/29/24
<b>MINUETS</b>	
Season	22, vs California 1/5/25
Career	40, vs James Madison 11/11/23 *

### GAME BY GAME SEASON STATS

Date	Opp	GS	Min	FG/A	%	3FG/A	%	FT/A	%	ORB	DRB	TOT	AVG	PF	AST	T/O	BLK	STL	PTS	AVG
11/04/24	N.C. A&T	11	1-3	.333	0-1	.000	0-0	.000	2	3	5	5.0	0	1	0	0	0	0	2	2.0
11/09/24	Old Dominion	4	0-2	.000	0-1	.000	0-0	.000	0	0	0	2.5	1	0	0	0	0	0	0	1.0
11/12/24	Western Mich.	12	0-2	.000	0-1	.000	0-0	.000	1	2	3	2.7	1	1	1	1	0	0	0	0.7
11/16/24	at Arizona St.	6	2-3	.667	0-1	.000	0-0	.000	1	0	1	2.3	0	0	0	0	0	0	4	1.5
11/17/24	vs Minnesota	11	0-1	.000	0-1	.000	1-2	.500	1	0	1	2.0	1	0	0	0	0	0	1	1.4
11/22/24	Lamar	4	0-0	.000	0-0	.000	0-0	.000	0	0	0	1.7	0	0	0	0	0	0	0	1.2
11/25/24	Ark.-Pine Bluff	6	2-2	1.000	0-0	.000	0-0	.000	1	0	1	1.6	3	0	1	0	0	0	4	1.6
11/29/24	UT Arlington	6	0-1	.000	0-1	.000	2-2	1.000	1	0	1	1.5	0	0	0	0	0	0	2	1.6
12/05/24	at Missouri	1	0-0	.000	0-0	.000	0-0	.000	0	0	0	1.3	0	0	1	0	0	0	0	1.4
12/08/24	at Florida St.	16	1-3	.333	1-2	.500	0-0	.000	0	2	2	1.4	3	0	0	0	0	0	3	1.6
12/11/24	Texas Tech	12	1-2	.500	0-1	.000	0-0	.000	1	1	2	1.5	0	0	0	1	0	2	1.6	
12/19/24	at North Texas	3	0-0	.000	0-0	.000	0-0	.000	0	0	0	1.3	0	0	0	0	0	0	0	1.5
12/20/24	vs Chicago St.	17	2-9	.222	0-5	.000	0-0	.000	1	1	2	1.4	0	0	0	0	0	0	4	1.7
01/02/25	Stanford	14	1-2	.500	0-1	.000	0-0	.000	2	2	4	1.6	1	1	0	0	1	2	1.7	
01/05/25	California	22	1-3	.333	1-3	.333	0-0	.000	0	2	2	1.6	0	0	0	1	0	3	1.8	
01/09/25	at Syracuse *	33	5-7	.714	2-4	.500	0-0	.000	3	4	7	1.9	3	1	1	0	1	12	2.4	
01/12/25	at Pittsburgh *	28	3-8	.375	3-6	.500	0-0	.000	2	5	7	2.2	4	1	1	1	0	9	2.8	
01/16/25	North Carolina *	27	4-9	.444	3-5	.600	1-2	.500	3	3	6	2.4	2	0	4	3	0	12	3.3	
Total		233	23-57	.404	10-33	.303	4-6	.667	19	25	44	2.4	19	5	9	6	2	60	3.3	

### CAREER STATS

Yr	GP-GS	MIN/AVG	FG-FGA	FG%	3FG-3FGA	3FG%	FT-FTA	FT%	OFF	DEF	TOT	AVG	PF-FO	A	TO	BLK	STL	PTS	AVG
21-22*	24-0	339/14.1	27-92	.293	13-54	.241	3-5	.600	7	29	36	1.5	18-0	9	11	3	10	70	2.9
22-23*	30-7	643/21.4	66-174	.379	35-100	.350	7-10	.700	25	83	108	3.6	50-0	28	41	10	23	174	5.8
23-24*	15-13	353/23.5	41-116	.353	28-91	.308	2-2	1.000	4	17	21	1.4	16-1	15	14	3	7	112	7.5
24-25	18-3	235/13.0	23-57	.404	10-33	.303	4-6	.667	19	25	44	2.4	19-0	5	9	6	2	60	3.3
SMU To	18-3	235/13.0	23-57	.404	10-33	.303	4-6	.667	19	25	44	2.4	19-0	5	9	6	2	60	3.3
Total	87-23	1569/18.0	157-439	.358	86-278	.309	16-23	.696	55	154	209	2.4	103-1	57	75	22	42	416	4.8

### MISCELLANEOUS STATISTICS

Category	21-22*	22-23*	23-24*	24-25	Car.
Double Figure Scoring	2	6	3	2	13
Double Figure Rebounding	0	2	0	0	2
Double-Double	0	1	0	0	1
20-Point Scoring Games	0	0	0	0	0
Led SMU in Scoring	N/A	N/A	N/A	1	1
Led SMU in Rebounding	N/A	N/A	N/A	0	0
Led SMU in Assist	N/A	N/A	N/A	0	0
Games With 3+ Assist	1	2	2	0	5
Games With 3+ Blocks	0	1	0	1	2
Games With 3+ Steals	0	1	0	0	1
Games With 3+ 3PT FGM	1	4	5	2	12

\* At Xavier



# SMU WOMEN'S BASKETBALL GAME NOTES



# 5 ELLA BROW

5-8 • G • JR.  
PALM BEACH, AUSTRALIA / PALM BEACH CURRUMBIN HIGH SCHOOL

**2023-24 (Sophomore):** Missed the 2023-24 season due to injury.

**2022-23 (Freshman):** Played in 25 games totaling 10 starts... Averaged 4.6 points, and 2.7 assists per game (14th AAC) in 22.4 minutes... Totaled 21 steals... Shot 35.2% from the field... Earned career-highs in points (14), assists (eight) and rebounds (six) against East Carolina (1/14)... Was named to the 2022-23 AAC All-Freshman team.

**High School:** A guard, played at Palm Beach Currumbin High School in Palm Beach, Queensland, Australia... She also plays for Southern District Lady Spartans in the NBL1, the top level in Australia, and formerly of the Queensland Basketball League.

## GAME BY GAME SEASON STATS

Date	Opp	GS	Min	FGM/A	%	3FG/A	%	FTM/A	%	ORB	DRB	TOT	AVG	PF	AST	T/O	BLK	STL	PTS	AVG
11/04/24	N.C. A&T	25	2-6	.333	0-2	.000	1-2	.500	0	1	1	1.0	2	3	2	0	0	5	5.0	
11/09/24	Old Dominion	34	4-8	.500	0-1	.000	0-0	.000	1	0	1	1.0	4	5	5	0	0	8	6.5	
11/12/24	Western Mich.	27	5-10	.500	1-3	.333	2-4	.500	1	0	1	1.0	2	2	2	0	0	13	8.7	
11/16/24	at Arizona St.	30	0-6	.000	0-1	.000	3-4	.750	0	2	2	1.3	3	4	2	1	0	3	7.3	
11/17/24	vs Minnesota	30	1-6	.167	0-4	.000	1-1	1.000	1	4	5	2.0	4	2	5	0	1	3	6.4	
11/22/24	Lamar	24	1-6	.167	0-2	.000	4-4	1.000	0	5	5	2.5	2	2	3	0	0	6	6.3	
11/25/24	Ark.-Pine Bluff	23	4-8	.500	4-7	.571	2-2	1.000	0	4	4	2.7	2	5	3	0	0	14	7.4	
11/29/24	UT Arlington *	28	3-8	.375	2-5	.400	0-0	.000	1	0	1	2.5	0	6	3	0	0	8	7.5	
01/02/25	Stanford	16	1-5	.200	1-3	.333	0-0	.000	1	0	1	2.3	3	1	3	0	0	3	7.0	
01/05/25	California	27	4-9	.444	1-2	.500	1-2	.500	0	2	2	2.3	0	2	1	0	1	10	7.3	
01/09/25	at Syracuse	7	0-4	.000	0-1	.000	1-2	.500	2	0	2	2.3	2	0	0	0	1	1	6.7	
01/16/25	North Carolina	18	0-7	.000	0-2	.000	0-0	.000	1	1	2	2.3	1	2	3	0	0	0	6.2	
Total		289	25-83	.301	9-33	.273	15-21	.714	8	19	27	2.3	25	34	32	1	3	74	6.2	

## CAREER STATS

Yr	GP-GS	MIN/AVG	FG-FGA	FG%	3FG-3FGA	3FG%	FT-FTA	FT%	OFF	DEF	TOT	AVG	PF-FO	A	TO	BLK	STL	PTS	AVG
22-23	25-10	563/22.5	44-125	.352	10-42	.238	17-28	.607	8	53	61	2.4	35-0	68	64	4	21	115	4.6
23-24	1-0	24/24.1	3-5	.600	2-3	.667	2-2	1.000	1	4	5	5.0	0-0	1	1	0	0	10	10.0
24-25	12-1	286/23.9	25-83	.301	9-33	.273	15-21	.714	8	19	27	2.3	25-0	34	32	1	3	74	6.2
TOTAL	38-11	874/23.0	72-213	.338	21-78	.269	34-51	.667	17	76	93	2.4	60-0	103	97	5	24	199	5.2



## BROW STATS MUSTANG BASKETBALL

### SEASON & CAREER STATISTICS

POINTS	
Season	14, vs UAPB 11/25/24
Career	14, 2x, last vs UAPB 11/25/24

REBOUNDS	
Season	5, 2x, last vs UAPB 11/25/24
Career	6, 2x, last vs East Carolina 1/14/23

ASSISTS	
Season	6, vs UT Arlington 11/29/24
Career	8, vs East Carolina 1/14/23

STEALS	
Season	1, 3x last at Syracuse 1/9/25
Career	2, 5x, last vs Tulsa 2/7/23

BLOCKS	
Season	1, at Arizona State 11/16/24
Career	1, 5x, last at Arizona State 11/16/24

FG MADE	
Season	5, vs Western Michigan 11/12/24
Career	5, 3x, last vs Western Michigan 11/12/24

FG ATTEMPTS	
Season	10, vs Western Michigan 11/12/24
Career	10, vs Western Michigan 11/12/24

3 PT FG MADE	
Season	4, vs UAPB 11/25/24
Career	4, vs UAPB 11/25/24

3 PT FG ATTEMPTS	
Season	7, vs UAPB 11/25/24
Career	7, vs UAPB 11/25/24

FT MADE	
Season	4, vs Lamar 11/22/24
Career	4, 2x, last vs Lamar 11/22/24


FT ATTEMPTS	
Season	4, 3x, last vs Lamar 11/22/24
Career	4, 6x, last vs Lamar 11/22/24

MINUETS	
Season	34, vs Old Dominion 11/9/24
Career	36, vs Incarnate Word, 12/21/22

### MISCELLANEOUS STATISTICS

Category	22-23	23-24	24-25	Car.
Double Figure Scoring	2	0	3	5
Double Figure Rebounding	0	0	0	0
Double-Double	0	0	0	0
20-Point Scoring Games	0	0	0	0
Led SMU in Scoring	0	0	1	1
Led SMU in Rebounding	0	0	0	0
Led SMU in Assist	4	0	5	9
Games With 3+ Assist	12	0	4	16
Games With 3+ Blocks	0	0	0	0
Games With 3+ Steals	0	0	0	0
Games With 3+ 3PT FGM	1	0	1	2

# SMU WOMEN'S BASKETBALL GAME NOTES



# 12 KAYANNA COX

5-10 • G • FR  
TENAHA, TEXAS / TENAHA HIGH SCHOOL

**Prep:** A four-year letterwinner from Tenaha, Texas, is finishing her decorated high school career for coach Laura Holmes at Tenaha High School... Over her four seasons in high school, Cox has been tabbed as a TABC All-State Selection and a three-time TABC All-Region selection... A three-time All-District honoree, Cox has collected District Offensive Most Valuable and Overall MVP accolades throughout her career... Was the District Newcomer of the Year... A multi-sport athlete... Played volleyball for two years, was named the Blocker of the Year, along with earning a First-Team All-District nod.... Qualified and medaled in several events at the Texas State Meet as a member of the track team.

## GAME BY GAME SEASON STATS

Date	Opp	GS	Min	FGM/A	%	3FG/A	%	FTM/A	%	ORB	DRB	TOT	AVG	PF	AST	T/O	BLK	STL	PTS	AVG
12/19/24	at North Texas	1	0-0	.000	0-0	.000	0-0	.000	0	0	0	0.0	0	0	0	0	0	1	0	0.0
12/20/24	vs Chicago St.	12	2-5	.400	1-3	.333	1-2	.500	1	3	4	2.0	1	0	0	0	0	1	6	3.0
01/02/25	Stanford	0	0-0	.000	0-0	.000	0-0	.000	0	0	0	1.3	0	0	0	0	0	0	0	2.0
01/05/25	California	3	0-0	.000	0-0	.000	0-0	.000	0	0	0	1.0	2	1	0	0	0	0	0	1.5
01/12/25	at Pittsburgh	7	0-1	.000	0-1	.000	0-0	.000	0	1	1	1.0	0	0	1	0	0	0	0	1.2
01/16/25	North Carolina	1	0-0	.000	0-0	.000	0-0	.000	0	0	0	0.8	0	0	0	0	0	0	0	1.0
Total		24	2-6	.333	1-4	.250	1-2	.500	1	4	5	0.8	3	1	1	0	2	6	1.0	

## CAREER STATS

Yr	GP-GS	MIN/AVG	FG-FGA	FG%	3FG-3FGA	3FG%	FT-FTA	FT%	OFF	DEF	TOT	AVG	PF-FO	A	TO	BLK	STL	PTS	AVG
24-25	6-0	25/4.2	2-6	.333	1-4	.250	1-2	.500	1	4	5	0.8	3-0	1	1	0	2	6	1.0
TOTAL	6-0	25/4.2	2-6	.333	1-4	.250	1-2	.500	1	4	5	0.8	3-0	1	1	0	2	6	1.0



## COX STATS MUSTANG BASKETBALL

### SEASON & CAREER STATISTICS

POINTS	
Season	6, vs Chicago St. (N) 12/20/24
Career	6, vs Chicago St. (N) 12/20/24

REBOUNDS	
Season	4, vs Chicago St. (N) 12/20/24
Career	4, vs Chicago St. (N) 12/20/24

ASSISTS	
Season	1 vs California 1/5/25
Career	1 vs California 1/5/25

STEALS	
Season	1, 2x, vs Chicago St. (N) 12/20/24
Career	1, 2x, vs Chicago St. (N) 12/20/24

BLOCKS	
Season	--
Career	--

FG MADE	
Season	2, vs Chicago St. (N) 12/20/24
Career	2, vs Chicago St. (N) 12/20/24

FG ATTEMPTS	
Season	5, vs Chicago St. (N) 12/20/24
Career	5, vs Chicago St. (N) 12/20/24

3 PT FG MADE	
Season	1, vs Chicago St. (N) 12/20/24
Career	1, vs Chicago St. (N) 12/20/24

3 PT FG ATTEMPTS	
Season	3, vs Chicago St. (N) 12/20/24
Career	3, vs Chicago St. (N) 12/20/24

FT MADE	
Season	1, vs Chicago St. (N) 12/20/24
Career	1, vs Chicago St. (N) 12/20/24

FT ATTEMPTS	
Season	2, vs Chicago St. (N) 12/20/24
Career	2, vs Chicago St. (N) 12/20/24

MINUETS	
Season	12, vs Chicago St. (N) 12/20/24
Career	12, vs Chicago St. (N) 12/20/24

### MISCELLANEOUS STATISTICS

Category	24-25	Car.
Double Figure Scoring	0	0
Double Figure Rebounding	0	0
Double-Double	0	0
20-Point Scoring Games	0	0
Led SMU in Scoring	0	0
Led SMU in Rebounding	0	0
Led SMU in Assist	0	0
Games With 3+ Assists	0	0
Games With 3+ Blocks	0	0
Games With 3+ Steals	0	0
Games With 3+ 3PT FGM	0	0

# SMU WOMEN'S BASKETBALL GAME NOTES



## 13 SANDRA MAGOLICO

6-2 • F • SR.  
MAPUTO, MOZAMBIQUE, / ESCOLA SECUNDARIA DA POLANA

**2023-24 (Junior at Arizona State):** Appeared in 25 games (3 starts)... Averaged 1.2 points, 1.7 boards, and shot 31% from the floor... played 9.8 minutes per game... Scored 8 points, led ASU with 7 boards and tied for team lead with 3 steals against USF (11/24/23).

**At New Mexico JC:** Prior to playing at ASU, spent two years at New Mexico JC.. started 28 of 30 games in 2022-23 in leading New Mexico JC to a 26-6 record and a Round of 16 finish in the NJCAA Women's Basketball Championship... Averaged 8.2 points per game and 5.9 rebounds per game while logging and average of 25.5 minutes per game... Scored in double figures 10 times, including a game-high 18 points and a career-high 14 rebounds in win over Dodge City CC in opening-round win of the NJCAA Women's Division I Basketball Championships... As a freshman, played in 30 games (five starts) and averaged 16.8 minutes per game while connecting on 50 percent (67-134) of her FG attempts.

**Prep:** In 2019, competed for the Mozambique national team and played in nine games and averaged 11.0 minutes per game.

### GAME BY GAME SEASON STATS

Date	Opp	GS	Min	FG/A	%	3FG/A	%	FT/A	%	ORB	DRB	TOT	AVG	PF	AST	T/O	BLK	STL	PTS	AVG
11/04/24	N.C. A&T	4	0-0	.000	0-0	.000	0-0	.000	0	0	0	0.0	1	0	0	0	0	0	0	0.0
11/09/24	Old Dominion	2	0-1	.000	0-0	.000	0-0	.000	0	0	0	0.0	0	0	0	0	0	0	0	0.0
11/12/24	Western Mich.	15	0-1	.000	0-0	.000	0-2	.000	2	1	3	1.0	0	0	0	1	3	0	0.0	
11/16/24	at Arizona St.	1	0-0	.000	0-0	.000	0-0	.000	0	0	0	0.8	0	0	0	0	0	0	0.0	
11/17/24	vs Minnesota	5	0-0	.000	0-0	.000	0-0	.000	1	0	1	0.8	2	0	2	0	1	0	0.0	
11/22/24	Lamar	5	0-0	.000	0-0	.000	1-2	.500	1	0	1	0.8	0	0	0	0	0	1	0.2	
11/25/24	Ark.-Pine Bluff	7	3-5	.600	0-0	.000	0-0	.000	4	2	6	1.6	1	0	1	0	1	6	1.0	
11/29/24	UT Arlington	5	0-1	.000	0-0	.000	0-0	.000	1	2	3	1.8	0	0	1	0	0	0	0.9	
12/05/24	at Missouri	5	0-0	.000	0-0	.000	0-0	.000	0	0	0	1.6	0	0	0	0	0	0	0.8	
12/11/24	Texas Tech	2	0-0	.000	0-0	.000	0-0	.000	0	0	0	1.4	1	1	0	0	1	0	0.7	
12/19/24	at North Texas	4	0-1	.000	0-0	.000	0-2	.000	1	1	2	1.5	2	0	0	0	0	0	0.6	
12/20/24	vs Chicago St.	10	1-3	.333	0-0	.000	1-2	.500	2	2	4	1.7	1	0	1	0	0	3	0.8	
01/09/25	at Syracuse	22	4-6	.667	0-0	.000	1-1	1.000	3	5	8	2.2	2	0	4	1	0	9	1.5	
01/12/25	at Pittsburgh	8	0-1	.000	0-0	.000	0-0	.000	0	0	0	2.0	1	0	1	0	0	0	1.4	
Total		95	8-19	.421	0-0	.000	3-9	.333	15	13	28	2.0	11	1	10	2	6	19	1.4	

### CAREER STATS

Yr	GP-GS	MIN/AVG	FG-FGA	FG%	3FG-3FGA	3FG%	FT-FTA	FT%	OFF	DEF	TOT	AVG	PF-FO	A	TO	BLK	STL	PTS	AVG
23-24*	25-3	245/9.8	13-42	.310	0-1	.000	3-19	.158	14	28	42	1.7	20-0	3	13	1	6	29	1.2
24-25	15-0	107/7.1	9-22	.409	0-0	.000	3-9	.333	15	16	31	2.1	14-0	1	10	3	6	21	1.4
SMU To	15-0	107/7.1	9-22	.409	0-0	.000	3-9	.333	15	16	31	2.1	14-0	1	10	3	6	21	1.4
Total	40-3	352/8.8	22-64	.344	0-1	.000	6-28	.214	29	44	73	1.8	34-0	4	23	4	12	50	1.3



### MAGOLICO STATS MUSTANG BASKETBALL

### SEASON & CAREER STATISTICS

POINTS	
Season	9, at Syracuse 1/9/25
Career	9, at Syracuse 1/9/25

REBOUNDS	
Season	8, at Syracuse 1/9/25
Career	8, at Syracuse 1/9/25

ASSISTS	
Season	1, vs Texas Tech 12/11/24
Career	1, 4x, last vs Texas Tech 12/11/24

STEALS	
Season	3, vs Western Michigan 11/12/24
Career	3, 2x, last vs Western Michigan 11/12/24

BLOCKS	
Season	1, 3x, last vs North Carolina 11/16/25
Career	1, 4x, last vs North Carolina 11/16/25

FG MADE	
Season	4, at Syracuse 1/9/25
Career	8, 2x, last at Syracuse 1/9/25

FG ATTEMPTS	
Season	6, at Syracuse 1/9/25
Career	9, vs USC 3/2/24 *

3PT FG MADE	
Season	--
Career	--

3PT FG ATTEMPTS	
Season	--
Career	1, vs South Florida, 11/24/23 *

FT MADE	
Season	1, 3x, last at Syracuse 1/9/25
Career	2, vs High Point, 11/25/23 *

FT ATTEMPTS	
Season	2, 3x, last vs Chicago St. (N) 12/20/24
Career	5, vs South Florida, 11/24/23 *

MINUETS	
Season	22, at Syracuse 1/9/25
Career	30, vs South Florida, 11/24/23 *

### MISCELLANEOUS STATISTICS

Category	23-24*	24-25	Car.
Double Figure Scoring	0	0	0
Double Figure Rebounding	0	0	0
Double-Double	0	0	0
20-Point Scoring Games	0	0	0
Led SMU in Scoring	N/A	0	0
Led SMU in Rebounding	N/A	1	1
Led SMU in Assist	N/A	0	0
Games With 3+ Assist	0	0	0
Games With 3+ Blocks	0	0	0
Games With 3+ Steals	1	1	2
Games With 3+ 3PT FGM	0	0	0

\* At Arizona State



# SMU WOMEN'S BASKETBALL GAME NOTES



## 17 NICOLE RODRIGUEZ

5-8 • G • GS.

EASTVALE, CALIFORNIA / ROSARY ACADEMY / LOYOLA MARYMOUNT (CA)

**2024-25 (Graduate Student):** Suffered a season ending injury prior to the start of the season

**2023-24 (Senior at LMU):** Appeared in 25 games (18 starts)... Averaged 2.3 rebounds, 1 assist and a career high 10.2 points while shooting 37.1% from the field... Went 28 for 33 (84.8%) from the line... Had 10 games scoring in double figures including scoring a career high 26 points against Saint Mary's (3/8/24)... Played a total of 108 games (94 stats) during her four year career at LMU... Tallied 882 points, 102 steals, 186 assist, 263 rebounds, 172 3-pointers and 308 shots made... Averaged 8.2 ppg, 2.4 rpg, and shot 36.1% during her career.

**2022-23 (Junior at LMU)** Appeared and started in all 30 games... Averaged 30 minutes a game, 8.9 points, 1.6 assist, and 2.2 rebounds... tailed career highs in minutes played (902) total points (266) and total rebounds (67) shot a career best 38.8% from beyond the arc knocking down 59 3's... Had 13 games scoring in double figures.

**2021-22 (Sophomore at LMU):** Appeared in 27 games (26 starts)... Averaged 8.2 points, 2.4 rebounds, 2.0 assist and a career high 32.4 minutes a game... Shot 37.4% from the floor and 34.2% from beyond the arc... second on team with 53 assists...third on team with 29 steals... totaled for 222 points (Third on team).

**2020-21 (Freshman at LMU):** Appeared in 26 games (20 starts)... Fourth on the team with 28.8 minutes per game... Averaged 5.3 points per game, and finished third on the team with 2.2 assists per game ... Shot a team-high 93.8 percent from the free throw line... Scored in double-figures in three games,

**Prep:** Played three sports at Norco High School... Two-year captain as a junior and senior... Named All-League as a sophomore, junior, and senior, and All-State as a senior... Two-time All-CIF selection... Competed for Cal Storm.

### GAME BY GAME SEASON STATS (2023-24)

Date	Opp	GS	Min	FG/A	%	3FG/A	%	FT/A	%	ORB	DRB	TOT	AVG	PF	AST	T/O	BLK	STL	PTS	AVG	
11/06/23	UNLV	*	22	4-11	.364	1-3	.333	0-0	.000	1	0	1	1.0	4	0	2	0	0	9	9.0	
11/12/23	at Arizona	*	17	1-7	.143	1-6	.167	0-0	.000	0	2	2	1.5	1	0	2	0	0	3	6.0	
11/16/23	Biola	*	21	4-9	.444	4-9	.444	2-2	1.000	1	2	3	2.0	1	1	0	0	3	14	8.7	
11/19/23	San Jose St.	*	33	2-6	.333	2-6	.333	2-2	1.000	1	3	4	2.5	1	2	3	0	2	8	8.5	
11/25/23	at BYU	*	26	2-9	.222	2-4	.500	2-2	1.000	0	0	0	2.0	0	1	2	0	2	8	8.4	
11/30/23	Denver	*	26	4-9	.444	2-6	.333	3-4	.750	0	1	1	1.8	4	3	0	0	2	13	9.2	
12/03/23	South Dakota	*	25	5-13	.385	2-8	.250	1-1	1.000	0	0	0	1.6	4	0	4	1	0	13	9.7	
12/06/23	at Montana	*	26	3-11	.273	3-7	.429	0-0	.000	1	3	4	1.9	3	1	3	0	0	9	9.6	
12/10/23	Master's	*	27	5-12	.417	3-7	.429	1-1	1.000	0	0	0	1.7	0	2	1	0	1	14	10.1	
12/17/23	at UCSB	*	24	2-9	.222	2-6	.333	0-0	.000	2	1	3	1.8	1	0	4	0	0	6	9.7	
12/21/23	at CSUN	*	27	5-11	.455	1-5	.200	0-0	.000	2	3	5	2.1	0	1	0	0	0	11	9.8	
01/18/24	Gonzaga		15	1-3	.333	0-1	.000	0-0	.000	0	0	0	1.9	1	0	1	0	0	2	9.2	
01/20/24	San Diego		15	2-2	1.000	2-2	1.000	0-0	.000	0	0	0	1.8	0	0	1	0	1	6	8.9	
01/25/24	at San Francisco		14	2-9	.222	1-4	.250	0-0	.000	0	3	3	1.9	0	0	0	0	0	5	8.6	
01/27/24	Pepperdine		18	4-10	.400	3-6	.500	3-4	.750	2	4	6	2.1	1	0	1	0	1	14	9.0	
02/01/24	Santa Clara		22	1-3	.333	1-2	.500	2-2	1.000	0	4	4	2.3	1	1	3	0	1	5	8.8	
02/08/24	at Portland		30	5-13	.385	3-9	.333	0-0	.000	1	0	1	2.2	2	1	2	0	0	13	9.0	
02/10/24	at Gonzaga		28	3-7	.429	1-4	.250	2-2	1.000	0	4	4	2.3	1	2	1	1	1	9	9.0	
02/17/24	at San Diego	*	27	3-11	.273	1-7	.143	2-3	.667	1	1	2	2.3	3	0	1	0	1	9	9.0	
02/22/24	Saint Mary's (CA)	*	25	2-10	.200	2-5	.400	0-0	.000	0	1	1	2.2	3	2	2	0	2	6	8.9	
02/24/24	Pacific	*	31	8-18	.444	5-11	.455	1-2	.500	1	5	6	2.4	2	1	2	0	1	22	9.5	
02/29/24	at Santa Clara	*	25	1-6	.167	1-5	.200	1-2	.500	0	1	1	2.3	1	0	1	0	0	4	9.2	
03/02/24	Portland	*	28	5-8	.625	2-5	.400	0-0	.000	0	2	2	2.3	4	1	2	0	1	12	9.3	
03/08/24	vs Saint Mary's (CA)	*	37	8-15	.533	6-11	.545	4-4	1.000	0	3	3	2.3	2	5	2	0	2	26	10.0	
03/09/24	vs Portland	*	32	4-10	.400	4-7	.571	2-2	1.000	0	1	1	2.3	3	2	3	0	1	14	10.2	
Total			18	621	86-232	.371	55-146	.377	28-33	.848	13	44	57	2.3	43	26	43	2	22	255	10.2

### CAREER STATS

Yr	GP-GS	Min	AVG	FG	FGA	%	FG	FGA	%	FT	FTA	%	OFF	DEF	TOT	AVG	PF	FO	AST	APG	TO	BLK	STL	PTS	AVG
20-21	26-20	750	28.8	52	163	.319	20	76	.263	15	16	.938	16	59	75	2.9	45	0	58	2.2	67	6	26	139	5.3
21-22	27-26	876	32.4	73	195	.374	38	111	.342	38	47	.809	12	52	64	2.4	53	0	53	2.0	75	4	29	222	8.2
22-23	30-30	902	30.1	97	263	.369	59	152	.388	13	21	.619	12	55	67	2.2	51	0	49	1.6	55	4	25	266	8.9
23-24	25-18	621	24.8	86	232	.371	55	146	.377	28	33	.848	13	44	57	2.3	43	0	26	1.0	43	2	22	255	10.2
Total	108-94	3149	29.2	308	853	.361	172	485	.355	94	117	.803	53	210	263	2.4	192	0	186	1.7	240	16	102	882	8.2



### RODRIGUEZ STATS MUSTANG BASKETBALL

### SEASON & CAREER STATISTICS

POINTS	REBOUNDS	ASSISTS	STEALS	BLOCKS	FG MADE	FG ATTEMPTS	3 PT FG MADE
Season	Season	Season	Season	Season	Season	Season	Season
Career	Career	Career	Career	Career	Career	Career	Career
	26, vs Saint Mary's (CA), 3/8/24 *	9, at USC, 11/25/20 *	6, 3x, last vs San Francisco, 2/24/22	4, 2x, last at Gonzaga, 2/27/21 *	1, 16x, last at Gonzaga 2/10/24 *	8, 3x, last vs Saint Mary's (CA), 3/8/24 *	18, vs Pacific 2/24/24 *

3 PT FG ATTEMPTS	FT MADE	FT ATTEMPTS	MINUETS
Season	Season	Season	Season
Career	Career	Career	Career
	12, vs Wichita State, 11/26/22 *	9, vs Pepperdine 2/3/22 *	40, 3x, vs UC San Diego 11/27/21 *

### MISCELLANEOUS STATISTICS

Category	20-21*	21-22*	22-23*	23-24*	24-25	Car.
Double Figure Scoring	3	12	12	11	0	38
Double Figure Rebounding	0	0	0	0	0	2
Double-Double	0	0	0	0	0	1
20-Point Scoring Games	0	1	1	2	0	4
Led SMU in Scoring	N/A	N/A	N/A	N/A	0	0
Led SMU in Rebounding	N/A	N/A	N/A	N/A	0	0
Led SMU in Assist	N/A	N/A	N/A	N/A	0	0
Games With 3+ Assist	9	8	7	2	0	26
Games With 3+ Blocks	0	0	0	0	0	0
Games With 3+ Steals	4	0	0	1	0	5
Games With 3+ 3PT FGM	1	5	4	7	0	17

\* At Loyola Marymount (CA)

# SMU WOMEN'S BASKETBALL GAME NOTES



# 22 KYLIE MARSHALL

5-11 • G • SO.

MANSFIELD, TEXAS / MANSFIELD LAKE RIDGE HIGH SCHOOL / TEXAS A&M



## MARSHALL STATS MUSTANG BASKETBALL

### SEASON & CAREER STATISTICS

POINTS	
Season	18 at Missouri 12/5/24
Career	18 at Missouri 12/5/24

REBOUNDS	
Season	5, vs NC A&T 11/4/24
Career	5, vs NC A&T 11/4/24

ASSISTS	
Season	2, vs Old Dominion 11/9/24
Career	2, vs Old Dominion 11/9/24

STEALS	
Season	3, 2x, last at Pitt 1/12/24
Career	3, 2x, last at Pitt 1/12/24

BLOCKS	
Season	1, 3x, last vs Stanford 1/2/25
Career	1, 3x, last vs Stanford 1/2/25

FG MADE	
Season	6 at Missouri 12/5/24
Career	6 at Missouri 12/5/24

FG ATTEMPTS	
Season	11 at Missouri 12/5/24
Career	11 at Missouri 12/5/24

3 PT FG MADE	
Season	4 at Missouri 12/5/24
Career	4 at Missouri 12/5/24

3 PT FG ATTEMPTS	
Season	8 at Missouri 12/5/24
Career	8 at Missouri 12/5/24

FT MADE	
Season	2, 2x last at Missouri 12/5/24
Career	2 at Missouri 12/5/24

FT ATTEMPTS	
Season	5 at Missouri 12/5/24
Career	5 at Missouri 12/5/24

MINUETS	
Season	31 at Missouri 12/5/24
Career	31 at Missouri 12/5/24

### MISCELLANEOUS STATISTICS

Category	23-24*	24-25	Car.
Double Figure Scoring	0	1	1
Double Figure Rebounding	0	0	0
Double-Double	0	0	0
20-Point Scoring Games	0	0	0
Led SMU in Scoring	N/A	1	1
Led SMU in Rebounding	N/A	0	0
Led SMU in Assist	N/A	0	0
Games With 3+ Assist	0	0	0
Games With 3+ Blocks	0	0	0
Games With 3+ Steals	0	2	2
Games With 3+ 3PT FGM	0	2	2

\* At Texas A&M

## GAME BY GAME SEASON STATS

Date	Opp	GS	Min	FG/A	%	3FG/A	%	FT/A	%	ORB	DRB	TOT	AVG	PF	AST	T/O	BLK	STL	PTS	AVG
11/04/24	N.C. A&T	22	4-8	.500	1-5	.200	0-0	.000	1	4	5	5.0	2	1	3	0	0	0	9	9.0
11/09/24	Old Dominion *	17	1-5	.200	1-4	.250	0-0	.000	0	2	2	3.5	1	2	1	1	1	3	6.0	
11/12/24	Western Mich.	16	3-7	.429	2-5	.400	1-2	.500	0	2	2	3.0	4	0	1	0	3	9	7.0	
11/16/24	at Arizona St.	5	1-4	.250	1-3	.333	0-0	.000	0	1	1	2.5	0	1	1	0	0	3	6.0	
11/17/24	vs Minnesota	4	0-1	.000	0-1	.000	0-0	.000	0	0	0	2.0	0	0	0	0	0	0	4.8	
11/22/24	Lamar	3	0-1	.000	0-0	.000	0-0	.000	0	0	0	1.7	0	0	1	0	0	0	4.0	
11/25/24	Ark.-Pine Bluff	17	2-6	.333	0-2	.000	2-2	1.000	1	1	2	1.7	0	2	1	0	0	6	4.3	
11/29/24	UT Arlington	11	0-5	.000	0-1	.000	0-0	.000	0	2	2	1.8	1	0	0	1	1	0	3.8	
12/05/24	at Missouri	31	6-11	.545	4-8	.500	2-5	.400	1	1	2	1.8	1	0	2	0	0	18	5.3	
12/08/24	at Florida St.	23	2-10	.200	1-6	.167	0-0	.000	2	1	3	1.9	3	1	1	0	0	5	5.3	
12/11/24	Texas Tech	13	1-5	.200	1-2	.500	0-0	.000	0	2	2	1.9	1	1	3	0	0	3	5.1	
12/19/24	at North Texas	25	3-9	.333	0-4	.000	0-0	.000	1	2	3	2.0	0	0	1	0	0	6	5.2	
12/20/24	vs Chicago St.	12	1-2	.500	0-1	.000	0-0	.000	0	2	2	2.0	0	0	1	0	0	2	4.9	
01/02/25	Stanford	9	1-1	1.000	1-1	1.000	0-0	.000	1	0	1	1.9	0	1	0	1	0	3	4.8	
01/05/25	California	8	0-0	.000	0-0	.000	0-0	.000	0	1	1	1.9	0	0	0	0	1	0	4.5	
01/09/25	at Syracuse	4	0-2	.000	0-1	.000	0-0	.000	0	0	0	1.8	0	0	1	0	0	0	4.2	
01/12/25	at Pittsburgh	22	3-7	.429	3-6	.500	0-0	.000	1	3	4	1.9	1	1	0	0	3	9	4.5	
01/16/25	North Carolina	16	1-4	.250	1-4	.250	0-0	.000	1	3	4	2.0	0	0	1	0	0	3	4.4	
Total		258	29-88	.330	16-54	.296	5-9	.556	9	27	36	2.0	14	10	18	3	9	79	4.4	

## CAREER STATS

Yr	GP-GS	MIN/AVG	FG-FGA	FG%	3FG-3FGA	3FG%	FT-FTA	FT%	OFF	DEF	TOT	AVG	PF-FO	A	TO	BLK	STL	PTS	AVG
23-24*	9-0	37/4.1	3-11	.273	2-4	.500	0-0	.000	3	4	7	0.8	2-0	3	1	0	2	8	0.9
24-25	18-1	259/14.4	29-88	.330	16-54	.296	5-9	.556	9	27	36	2.0	14-0	10	18	3	9	79	4.4
SMU To	18-1	259/14.4	29-88	.330	16-54	.296	5-9	.556	9	27	36	2.0	14-0	10	18	3	9	79	4.4
TOTAL	27-1	296/11.0	32-99	.323	18-58	.310	5-9	.556	12	31	43	1.6	16-0	13	19	3	11	87	3.2

# SMU WOMEN'S BASKETBALL GAME NOTES



## 24 DONAVIA HALL

5-10 • G • JR.  
PLANO, TEXAS / PLANO EAST HIGH SCHOOL

**2023-24 (Sophomore):** Averaged 7.7 minutes over 25 games played... Totaled 37 points, 40 rebounds, and 15 assists.

**2022-23 (Freshman):** Did not see action.

**High School:** A 5-10 guard, guided Plano East to its first regional final since 1993, earning District 6-6A MVP and all-state accolades... She averaged 11 points, six rebounds, three assists and four steals during the 2021 season and was a third-team all-area selection... Hall is ranked as the No. 13 small forward prospect and No. 59 overall by Girls Basketball Report.

### GAME BY GAME SEASON STATS

Date	Opp	GS	Min	FGM/A	%	3FG/A	%	FTM/A	%	ORB	DRB	TOT	AVG	PF	AST	T/O	BLK	STL	PTS	AVG
11/04/24	N.C. A&T	1	0-1	.000	0-0	.000	0-0	.000	1	0	1	1.0	0	0	0	0	0	0	0	0.0
11/12/24	Western Mich.	11	2-3	.667	0-1	.000	0-1	.000	2	1	3	2.0	1	1	1	0	0	4	2.0	1.3
11/16/24	at Arizona St.	6	0-0	.000	0-0	.000	0-0	.000	0	2	2	2.0	0	1	3	0	1	0	1.3	1.3
11/17/24	vs Minnesota	3	0-0	.000	0-0	.000	0-0	.000	0	1	1	1.8	2	0	0	0	0	0	1.0	1.0
11/22/24	Lamar	8	0-2	.000	0-2	.000	0-0	.000	1	0	1	1.6	0	3	1	0	1	0	0.8	0.8
11/25/24	Ark.-Pine Bluff	10	1-1	1.000	0-0	.000	0-0	.000	0	0	0	1.3	0	3	0	0	1	2	1.0	1.0
12/05/24	at Missouri	5	0-2	.000	0-1	.000	0-0	.000	0	0	0	1.1	1	0	1	0	0	0	0.9	0.9
12/08/24	at Florida St.	16	1-1	1.000	0-0	.000	0-0	.000	0	1	1	1.1	3	2	0	0	1	2	1.0	1.1
12/11/24	Texas Tech	16	0-0	.000	0-0	.000	1-2	.500	0	3	3	1.3	1	2	1	0	0	1	1.0	1.0
12/19/24	at North Texas	12	0-1	.000	0-1	.000	2-2	1.000	0	1	1	1.3	2	0	1	2	0	2	1.1	1.1
12/20/24	vs Chicago St.	16	0-2	.000	0-2	.000	0-0	.000	0	0	0	1.2	0	1	3	0	1	0	1.0	1.0
01/02/25	Stanford	11	0-1	.000	0-0	.000	0-0	.000	0	0	0	1.1	0	1	3	2	0	0	0.9	0.9
01/05/25	California	15	1-2	.500	1-2	.500	0-0	.000	0	2	2	1.2	1	0	2	0	1	3	1.1	1.1
01/09/25	at Syracuse	12	1-2	.500	1-2	.500	1-2	.500	0	1	1	1.1	1	2	1	0	0	4	1.3	1.3
01/12/25	at Pittsburgh	2	0-0	.000	0-0	.000	0-0	.000	0	0	0	1.1	4	0	0	0	0	0	1.2	1.2
01/16/25	North Carolina	4	0-1	.000	0-0	.000	0-0	.000	0	0	0	1.0	0	0	1	0	0	0	1.1	1.1
Total		148	6-19	.316	2-11	.182	4-7	.571	4	12	16	1.0	16	16	18	4	6	18	1.1	1.1

### CAREER STATS

Yr	GP-GS	MIN/AVG	FG-FGA	FG%	3FG-3FGA	3FG%	FT-FTA	FT%	OFF	DEF	TOT	AVG	PF-FO	A	TO	BLK	STL	PTS	AVG
23-24	25-0	192/7.7	16-42	.381	0-4	.000	5-11	.455	10	30	40	1.6	12-0	15	19	2	7	37	1.5
24-25	16-0	149/9.3	6-19	.316	2-11	.182	4-7	.571	4	12	16	1.0	16-0	16	18	4	6	18	1.1
TOTAL	41-0	341/8.3	22-61	.361	2-15	.133	9-18	.500	14	42	56	1.4	28-0	31	37	6	13	55	1.3



### HALL STATS MUSTANG BASKETBALL

### SEASON & CAREER STATISTICS

POINTS	
Season	4, 2x, last at Syracuse 1/9/25
Career	6, at UAB 1/14/24

REBOUNDS	
Season	3, 2x, 1, vs Texas Tech 12/11/24
Career	6, vs Air Force 12/21/23

ASSISTS	
Season	3, 2x, last vs UAPB 11/25/25
Career	4, vs Air Force 12/21/23

STEALS	
Season	1, 6x, last vs California 1/5/25
Career	2, 2x, last at Tulane 2/14/24

BLOCKS	
Season	2, 2x, last vs Stanford 1/2/25
Career	2, 3x, last vs Stanford 1/2/25

FG MADE	
Season	2, vs Western Michigan 11/12/24
Career	3, at UAB 1/14/24

FG ATTEMPTS	
Season	3, vs Western Michigan 11/12/24
Career	6, at UAB 1/14/24

3PT FG MADE	
Season	1, 2x, last at Syracuse 1/9/25
Career	1, 2x, last at Syracuse 1/9/25

3PT FG ATTEMPTS	
Season	2, 3x, last vs California 1/5/25
Career	2, 3x, last vs California 1/5/25

FT MADE	
Season	2, 2x, at North Texas 12/19/24
Career	2, 2x, last at North Texas 12/19/24

FT ATTEMPTS	
Season	2, 3x, last at Syracuse 1/9/25
Career	4, vs Alabama State 11/11/23

MINUETS	
Season	16, 3x, last vs Chicago St. (N) 12/20/24
Career	17, vs Alabama State 11/11/23

### MISCELLANEOUS STATISTICS

Category	23-24	24-25	Car.
Double Figure Scoring	0	0	0
Double Figure Rebounding	0	0	0
Double-Double	0	0	0
20-Point Scoring Games	0	0	0
Led SMU in Scoring	0	0	0
Led SMU in Rebounding	0	0	0
Led SMU in Assist	0	0	0
Games With 3+ Assist	0	2	2
Games With 3+ Blocks	0	0	0
Games With 3+ Steals	0	0	0
Games With 3+ 3PT FGM	0	0	0





# 25 BRIANNA MCLEOD

6-3 • C • JR.

TORONTO, ONTARIO / KINGS CHRISTIAN COLLEGIATE HIGH SCHOOL / COLORADO



## MCLEOD STATS MUSTANG BASKETBALL

### SEASON & CAREER STATISTICS

<b>POINTS</b>	
Season	--
Career	8, 2x, last vs Middle Tennessee 3/18/23*
<b>REBOUNDS</b>	
Season	--
Career	8, vs Alcorn 12/16/22*
<b>ASSISTS</b>	
Season	--
Career	2, vs Alcorn 12/16/22*
<b>STEALS</b>	
Season	--
Career	1, 10x at Kansas State 3/24/24*
<b>BLOCKS</b>	
Season	--
Career	3, at Chicago State 11/27/22*
<b>FG MADE</b>	
Season	--
Career	4, at Chicago State 11/27/22*
<b>FG ATTEMPTS</b>	
Season	--
Career	6, at Chicago State 11/27/22*
<b>3PT FG MADE</b>	
Season	--
Career	--
<b>3PT FG ATTEMPTS</b>	
Season	--
Career	--
<b>FT MADE</b>	
Season	--
Career	5, vs Alcorn 12/16/22*
<b>FT ATTEMPTS</b>	
Season	--
Career	8, vs Alcorn 12/16/22*
<b>MINUETS</b>	
Season	3, at Arizona State 11/16/24
Career	23, vs Alcorn 12/16/22*

### GAME BY GAME SEASON STATS

Date	Opp	GS	Min	FG/A	%	3FG/A	%	FT/A	%	ORB	DRB	TOT	AVG	PF	AST	T/O	BLK	STL	PTS	AVG
11/16/24	at Arizona St.	3	0-0	.000	0-0	.000	0-0	.000	0	0	0	0.0	0	0	1	0	0	0	0	0.0
11/17/24	vs Minnesota	2	0-0	.000	0-0	.000	0-0	.000	0	0	0	0.0	0	0	0	0	0	0	0	0.0
Total		5	0-0	.000	0-0	.000	0-0	.000	0	0	0	0.0	0	0	1	0	0	0	0	0.0

### CAREER STATS

Yr	GP-GS	MIN/AVG	FG-FGA	FG%	3FG-3FGA	3FG%	FT-FTA	FT%	OFF	DEF	TOT	AVG	PF-FO	A	TO	BLK	STL	PTS	AVG
22-23*	29-0	290/10.0	31-58	.534	0-0	.000	12-30	.400	28	31	59	2.0	31-0	8	22	13	4	74	2.6
23-24*	28-0	172/6.1	16-33	.485	0-0	.000	6-11	.545	16	15	31	1.1	17-0	3	10	6	6	38	1.4
24-25	2-0	6/2.8	0-0	.000	0-0	.000	0-0	.000	0	0	0	0.0	0-0	0	1	0	0	0	0.0
SMU Tot	2-0	6/2.8	0-0	.000	0-0	.000	0-0	.000	0	0	0	0.0	0-0	0	1	0	0	0	0.0
TOTAL	59-0	468/7.9	47-91	.516	0-0	.000	18-41	.439	44	46	90	1.5	48-0	11	33	19	10	112	1.9

### MISCELLANEOUS STATISTICS

Category	22-23*	23-24*	24-25	Car.
Double Figure Scoring	0	0	0	0
Double Figure Rebounding	0	0	0	0
Double-Double	0	0	0	0
20-Point Scoring Games	0	0	0	0
Led SMU in Scoring	N/A	N/A	0	0
Led SMU in Rebounding	N/A	N/A	0	0
Led SMU in Assist	N/A	N/A	0	0
Games With 3+ Assist	0	0	0	0
Games With 3+ Blocks	1	0	0	1
Games With 3+ Steals	0	0	0	0
Games With 3+ 3PT FGM	0	0	0	0

\* At Colorado

# SMU WOMEN'S BASKETBALL GAME NOTES



## 33 CHANTAE EMBRY

6-1 • F • SR.

NORMAN, OKLAHOMA / NORMAN HIGH SCHOOL / TEXAS TECH

**2023-24 (Junior):** Averaged 12.4 points, 5.4 rebounds, and 1.9 assists per game... Averaged 16.2 points and 6.3 rebounds over the last 12 regular season games... Tallied two double doubles... Scored in double figures 16 times... Logged 18 plus points seven times... Appeared on the AAC Weekly Honor Roll in back-to-back weeks (Jan. 29, Feb. 5)... Recipient of the 2023-24 AAC Ambassador Award, defined as the player who most exemplifies the ideals of sportsmanship on the court (ethical behavior, fair play, integrity, and community service off the court).

**2022-23 (Sophomore):** Totaled 28 starts while playing 30 games... Averaged 11.6 points (20th AAC), 6.2 rebounds (11th AAC) per game... Shot 48.3% from the field and 75.5% at the free throw line... Totaled 29 steals and 44 assists... Recorded five double-doubles on the year... Owned four of the Mustangs' seven 20-point games this season (20 at OU, 20 at Oral Roberts, 20 vs. ECU, 21 vs. Houston)... Tallied 15 points, 13 rebounds, four assists and one steal in the win over UCF, becoming the first Mustang with 15+ points, 10+ rebounds, four+ assists since 2018.

**2021-22 (Freshman at Texas Tech):** Played in 28 games... Averaged 4.5 points and 2.6 rebounds... hit 53.5% from the field and 77.1% on FTs... Season-high 11 points at Kansas State 2/5... Season-best 8 rebounds vs Oklahoma State 3/10.

**High School:** Posted an impressive high school career at Norman High School and Prague High School, and was heralded as one of the top recruits in the country by a number of outlets, boasting a four-star rating and ranking No. 67 overall and the No. 14 forward according to ESPN ... Also ranked in the top 100 of the 2021 signing class according to Vype ... As a senior, averaged 12.3 points, 9.9 rebounds, 2.9 assists, 1.8 steals and 1.4 blocks per game, while leading Norman to the 6A state championship with a perfect 19-0 record ... Played her junior season at Norman High School in 2019-20, and averaged 16.8 points and 8.9 rebounds per game while leading Norman to a 24-1 record, and championships at the conference, district, regional and area levels, along with a national top-25 ranking in the ESPNW poll ... Earned Suddenlink First Team All-State honors by MaxPreps and All-City Second Team, while also making All-Tournament Teams at the Joe Lawson Invitational and 2020 Titan Classic.

**Personal:** Was born in October of 2002 to mother Rhonda Embry ... Has four older siblings: Montreal, Cherelle, Darnel and Ray ... Enjoys listening to music, hanging out with her best friend Karley and her mom, shopping, playing basketball, watching movies, dancing and watching TikTok.

### GAME BY GAME SEASON STATS

Date	Opp	GS	Min	FGM/A	%	3FG/A	%	FTM/A	%	ORB	DRB	TOT	AVG	PF	AST	T/O	BLK	STL	PTS	AVG
11/04/24	N.C. A&T	*	31	5-11	.455	0-2	.000	1-1	1.000	4	5	9	9.0	3	2	2	0	0	11	11.0
11/09/24	Old Dominion	*	28	4-12	.333	0-3	.000	10-11	.909	2	6	8	8.5	4	1	2	0	2	18	14.5
11/12/24	Western Mich.	*	21	2-6	.333	0-2	.000	7-7	1.000	3	3	6	7.7	0	0	1	0	1	11	13.3
11/16/24	at Arizona St.	*	28	5-14	.357	1-6	.167	3-4	.750	2	4	6	7.3	4	3	2	0	2	14	13.5
11/17/24	vs Minnesota	*	25	7-10	.700	0-1	.000	1-2	.500	1	2	3	6.4	2	0	4	0	0	15	13.8
11/22/24	Lamar	*	34	5-12	.417	0-1	.000	0-0	.000	4	5	9	6.8	3	1	3	0	1	10	13.2
11/25/24	Ark.-Pine Bluff	*	27	4-13	.308	0-2	.000	6-8	.750	3	3	6	6.7	0	3	0	1	2	14	13.3
11/29/24	UT Arlington	*	21	3-8	.375	1-3	.333	0-0	.000	1	5	6	6.6	3	0	3	0	1	7	12.5
12/05/24	at Missouri	*	19	2-5	.400	0-1	.000	0-0	.000	4	2	6	6.6	4	0	1	0	1	4	11.6
12/08/24	at Florida St.	*	34	8-15	.533	4-7	.571	2-2	1.000	1	8	9	6.8	2	1	1	1	2	22	12.6
12/11/24	Texas Tech	*	33	3-14	.214	1-2	.500	2-2	1.000	8	4	12	7.3	1	0	4	0	2	9	12.3
12/19/24	at North Texas	*	38	4-9	.444	0-1	.000	5-5	1.000	5	5	10	7.5	2	2	1	0	1	13	12.3
12/20/24	vs Chicago St.	*	30	6-10	.600	1-3	.333	3-3	1.000	3	2	5	7.3	3	2	2	1	0	16	12.6
01/02/25	Stanford	*	19	0-4	.000	0-3	.000	0-0	.000	4	2	6	7.2	3	1	3	0	1	0	11.7
01/05/25	California	*	25	4-6	.667	3-4	.750	1-2	.500	0	3	3	6.9	2	1	3	1	0	12	11.7
Total			413	62-149	.416	11-41	.268	41-47	.872	45	59	104	6.9	36	17	32	4	16	176	11.7

### CAREER STATS

Yr	GP-GS	MIN/AVG	FG-FGA	FG%	3FG-3FGA	3FG%	FT-FTA	FT%	OFF	DEF	TOT	AVG	PF-FO	A	TO	BLK	STL	PTS	AVG
21-22*	28-1	346/12.4	46-86	.535	8-27	.296	27-35	.771	23	50	73	2.6	32-0	9	29	0	5	127	4.5
22-23	30-28	778/25.9	131-271	.483	14-49	.286	71-94	.755	66	120	186	6.2	57-1	44	69	14	29	347	11.6
23-24	25-21	707/28.3	105-223	.471	31-76	.408	68-91	.747	49	85	134	5.4	62-0	47	54	5	22	309	12.4
24-25	14-14	386/27.6	58-143	.406	8-37	.216	40-45	.889	45	56	101	7.2	34-0	16	29	3	16	164	11.7
SMU To	70-64	1896/27.1	298-643	.463	56-166	.337	180-232	.776	160	264	424	6.1	155-1	108	155	23	67	832	11.9
TOTAL	98-65	2242/22.9	344-729	.472	64-193	.332	207-267	.775	183	314	497	5.1	187-1	117	184	23	72	959	9.8



### EMBRY STATS MUSTANG BASKETBALL

### SEASON & CAREER STATISTICS

POINTS	Season	22, at Florida State 12/8/24
Career		26, vs Memphis 1/14/23

REBOUNDS	Season	12, vs Texas Tech 12/11/24
Career		15, 2x, last vs East Carolina 1/14/23

ASSISTS	Season	3, 2x, last vs UAPB 11/25/24
Career		5, vs UC Riverside 11/06/23

STEALS	Season	2, 5x, last vs Texas Tech 12/11/24
Career		3, 3x, last vs Nicholls 11/14/23

BLOCKS	Season	1, 4x, last vs California 1/5/25
Career		2, 3x, last vs Memphis 2/3/24

FG MADE	Season	8, at Florida State 12/8/24
Career		9, 2x, last vs Memphis 11/14/23

FG ATTEMPTS	Season	15, at Florida State 12/8/24
Career		15 4x, at Florida State 12/8/24

3PT FG MADE	Season	4, at Florida State 12/8/24
Career		4, 3x, at Florida State 12/8/24

3PT FG ATTEMPTS	Season	7, at Florida State 12/8/24
Career		8, vs Temple 1/24/24

FT MADE	Season	10, vs Old Dominion 11/9/24
Career		10, vs Old Dominion 11/9/24

FT ATTEMPTS	Season	11, vs Old Dominion 11/9/24
Career		11, vs Old Dominion 11/9/24

MINUETS	Season	38, at North Texas 12/19/24
Career		42, at Wichita State 02/28/24

### MISCELLANEOUS STATISTICS

Category	21-22*	22-23	23-24	24-25	Car.
Double Figure Scoring	0	6	16	11	33
Double Figure Rebounding	0	6	2	2	10
Double-Double	0	6	2	1	9
20-Point Scoring Games	0	3	3	1	7
Led SMU in Scoring	N/A	9	7	3	19
Led SMU in Rebounding	N/A	9	7	2	18
Led SMU in Assist	N/A	0	5	0	5
Games With 3+ Assist	0	6	8	2	16
Games With 3+ Blocks	0	0	0	0	0
Games With 3+ Steals	0	2	0	0	2
Games With 3+ 3PT FGM	0	0	4	2	6

\* At Texas Tech

# SMU WOMEN'S BASKETBALL GAME NOTES



# 35 JESSICA PETERSON

6-2 • C • SR.

RANCHO CUCAMONGA, CALIFORNIA / ETIWANDA HIGH SCHOOL / FRESNO STATE

**2023-24 (Junior):** Appeared in four games before suffering a season ending injury.

**2022-23 (Sophomore):** Played in 27 games and started three while averaging 5.3 points, and five rebounds per game... Totaled 16 blocks, and 12 steals... Shot 43.8% from the field and 60.9% from the free throw line... Scored 19 points and grabbed nine rebounds against Temple (3/1) on 50% shooting from the field and 4-for-5 from the free throw line.

**2021-22 (Freshman at Fresno State):** Played in 22 games, averaging 8.6 minutes ... averaged 2.4 points and 2.7 rebounds per game ... posted season highs of eight points and eight rebounds versus Wyoming ... also grabbed eight boards against UC Merced ... scored eight points in Fresno State's first round game of the Mountain West tournament against Utah State ... collected at least five rebounds on six occasions ... produced season-high four blocks versus Stanislaus State ... earned first collegiate start at UNLV ... played double digit minutes in 10 games, with nine of those coming after the start of February.

**High School:** Averaged 14 points and 11 rebounds per game as a junior for Etiwanda HS ... earned three all-state selections in 2020, being tabbed first team All-CIF Open Division, second team Cal Hi Sports and second team All-CIF ... garnered first team All Baseline league honors and two all-area selections in Inland Empire ... earned first team honors at the Nike Battle of the Beach tournament ... averaged a double-double during the 2019 and 2020 seasons ... was ranked as the No. 8 player in Southern California in the Class of 2021.

**Personal:** Born in Rancho Cucamonga, Calif. ... Daughter of Winston and Rosalie Peterson ... has four siblings, William, Max, Sophia and Morgan.

## GAME BY GAME SEASON STATS

Date	Opp	GS	Min	FGM/A	%	3FG/A	%	FTM/A	%	ORB	DRB	TOT	AVG	PF	AST	T/O	BLK	STL	PTS	AVG
11/04/24	N.C. A&T	*	34	8-12	.667	0-0	.000	0-2	.000	5	6	11	11.0	1	1	1	3	1	16	16.0
11/09/24	Old Dominion	*	32	3-8	.375	0-0	.000	2-2	1.000	4	7	11	11.0	3	3	2	0	1	8	12.0
11/12/24	Western Mich.	*	21	3-4	.750	0-0	.000	1-2	.500	3	5	8	10.0	1	0	0	0	2	7	10.3
11/16/24	at Arizona St.	*	38	4-7	.571	0-0	.000	2-4	.500	3	3	6	9.0	3	1	2	2	2	10	10.3
11/17/24	vs Minnesota	*	28	2-5	.400	0-0	.000	3-4	.750	0	7	7	8.6	3	1	0	0	0	7	9.6
11/22/24	Lamar	*	42	3-8	.375	0-0	.000	4-6	.667	5	12	17	10.0	2	0	2	4	0	10	9.7
11/25/24	Ark.-Pine Bluff	*	31	4-9	.444	0-0	.000	2-2	1.000	4	8	12	10.3	0	3	4	6	1	10	9.7
11/29/24	UT Arlington	*	32	5-7	.714	0-0	.000	2-2	1.000	8	13	21	11.6	4	2	2	2	2	12	10.0
T12/05/24	at Missouri	*	34	3-9	.333	0-0	.000	1-2	.500	6	8	14	11.9	3	1	2	2	0	7	9.7
12/08/24	at Florida St.	*	17	5-8	.625	0-0	.000	1-3	.333	4	1	5	11.2	3	1	1	0	1	11	9.8
12/11/24	Texas Tech	*	29	5-11	.455	0-0	.000	4-6	.667	6	6	12	11.3	2	0	2	2	1	14	10.2
12/19/24	at North Texas	*	33	6-9	.667	0-0	.000	1-1	1.000	3	16	19	11.9	5	0	3	0	0	13	10.4
12/20/24	vs Chicago St.	*	20	6-10	.600	0-0	.000	3-5	.600	8	8	16	12.2	1	0	0	0	0	15	10.8
01/02/25	Stanford	*	37	4-8	.500	0-0	.000	1-2	.500	4	12	16	12.5	3	1	0	0	0	9	10.6
01/05/25	California	*	29	3-9	.333	0-0	.000	2-2	1.000	7	6	13	12.5	1	1	3	0	0	8	10.5
01/09/25	at Syracuse	*	23	4-7	.571	0-0	.000	0-0	.000	2	5	7	12.2	3	0	4	1	0	8	10.3
01/12/25	at Pittsburgh	*	28	1-8	.125	0-0	.000	2-2	1.000	4	7	11	12.1	4	1	4	2	0	4	9.9
1/16/25	North Carolina	*	29	2-5	.400	0-0	.000	1-4	.250	4	8	12	12.1	2	0	1	1	1	5	9.7
Total			537	71-144	.493	0-0	.000	32-51	.627	80	138	218	12.1	44	16	33	25	12	174	9.7

## CAREER STATS

Yr	GP-GS	MIN/AVG	FG-FGA	FG%	3FG-3FGA	3FG%	FT-FTA	FT%	OFF	DEF	TOT	AVG	PF-FO	A	TO	BLK	STL	PTS	AVG
21-22*	22-1	190/8.6	22-43	.512	0-0	.000	8-18	.444	28	31	59	2.7	36-2	5	19	14	3	52	2.4
22-23	27-3	423/15.7	57-130	.438	0-0	.000	28-46	.609	54	80	134	5.0	37-0	14	27	16	12	142	5.3
23-24	4-0	28/7.1	1-4	.250	0-0	.000	4-4	1.000	3	6	9	2.3	6-0	1	4	3	2	6	1.5
24-25	18-18	537/29.8	71-144	.493	0-0	.000	32-51	.627	80	138	218	12.1	44-1	16	33	25	12	174	9.7
SMU To	49-21	988/20.2	129-278	.464	0-0	.000	64-101	.634	137	224	361	7.4	87-1	31	64	44	26	322	6.6
Total	71-22	1178/16.6	151-321	.470	0-0	.000	72-119	.605	165	255	420	5.9	123-3	36	83	58	29	374	5.3



## PETERSON STATS MUSTANG BASKETBALL

### SEASON & CAREER STATISTICS

POINTS	REBOUNDS	ASSISTS	STEALS	BLOCKS	FG MADE
Season	21 vs UT Arlington 11/29/24	Season	2, 3x, last vs UT Arlington 11/29/24	Season	8, vs NC A&T 11/4/24
Career	21 vs UT Arlington 11/29/24	Career	3, 2x, last vs UAPB 11/25/24	Season	8, vs NC A&T 11/4/24
		Career	3, 2x, last vs UAPB 11/25/24	Career	8, vs NC A&T 11/4/24

FG ATTEMPTS	3 PT FG MADE	3 PT FG ATTEMPTS	FT MADE	FT ATTEMPTS
Season	Season	Season	Season	Season
Career	Career	Career	Career	Career

## MISCELLANEOUS STATISTICS

Category	21-22*	22-23	23-24	24-25	Car.
Double Figure Scoring	0	5	0	9	14
Double Figure Rebounding	0	3	0	13	16
Double-Double	0	0	0	7	7
20-Point Scoring Games	0	0	0	0	0
Led SMU in Scoring	N/A	1	0	0	1
Led SMU in Rebounding	N/A	3	0	15	18
Led SMU in Assist	N/A	1	0	0	1
Games With 3+ Assist	0	1	0	2	3
Games With 3+ Blocks	2	0	0	3	5
Games With 3+ Steals	0	0	0	0	0
Games With 3+ 3PT FGM	0	0	0	0	0

\* At Fresno State



SMU WOMEN'S BASKETBALL GAME NOTES

GAME BY GAME BOX SCORE

GAME 1 - W, 77-64 VS NC A&T

Official Basketball Box Score - Final
N.C. A&T at SMU
11/04/24 Moody Coliseum, Dallas
2024-25 Women's Basketball

Game Time: 4:30 PM
Game Duration: 1:51
Attendance: 953

Officials: Fatou Cissoko-Stephens, Tyler Trimble, Leah Lease



Box score table for Game 1 showing player stats (NO. Name, Min, FG, 3P, FT, Rebounds, Fouls, TP, AS, TO, ST, Blocks) and team totals for N.C. A&T.

Technical Fouls:NONE

Shooting By Period table for Game 1 showing FG%, 3PT%, FT%, GM FG%, and 3PT% for each quarter.

Dead Ball Rebounds: 1, 0

Box score table for Game 2 showing player stats for SMU.

Technical Fouls:NONE

Shooting By Period table for Game 2 showing FG%, 3PT%, FT%, GM FG%, and 3PT% for each quarter.

Dead Ball Rebounds: 2, 0

Summary table for Game 2 showing statistics like Biggest lead, Best Scoring Run, Lead Changes, Times Tied, Time with Lead, Points from Turnovers, Paint, Second Chance, Fast Breaks, Bench, and Period by Period Scoring.

GAME 2 - L 79-70 VS OLD DOMINION

Official Basketball Box Score - Final
Old Dominion at SMU
11/09/24 Moody Coliseum, Dallas
2024-25 Women's Basketball

Game Time: 1:00 PM
Game Duration: 2:12
Attendance: 1,094

Officials: Denise Brooks, Ryan Durham, Trevor Inouye

Box score table for Game 3 showing player stats for Old Dominion.

Technical Fouls:NONE

Box score table for Game 4 showing player stats for SMU.

Technical Fouls:NONE

Summary table for Game 4 showing statistics like Biggest lead, Best Scoring Run, Lead Changes, Times Tied, Time with Lead, Points from Turnovers, Paint, Second Chance, Fast Breaks, Bench, and Period by Period Scoring.

GAME 3 - W, 72-44 VS WESTERN MICHIGAN

Official Basketball Box Score - Final
Western Mich. at SMU
11/12/24 Moody Coliseum, Dallas
2024-25 Women's Basketball

Game Time: 11:00 AM
Game Duration: 2:04
Attendance: 2,719

Officials: Mark Resch, Mark Berger, Kayla Mawey



Box score table for Game 5 showing player stats for Western Mich. at SMU.

Technical Fouls:NONE

Shooting By Period table for Game 5 showing FG%, 3PT%, FT%, GM FG%, and 3PT% for each quarter.

Dead Ball Rebounds: 1, 0

Box score table for Game 6 showing player stats for SMU.

Technical Fouls:NONE

Shooting By Period table for Game 6 showing FG%, 3PT%, FT%, GM FG%, and 3PT% for each quarter.

Dead Ball Rebounds: 4, 0

Summary table for Game 6 showing statistics like Biggest lead, Best Scoring Run, Lead Changes, Times Tied, Time with Lead, Points from Turnovers, Paint, Second Chance, Fast Breaks, Bench, and Period by Period Scoring.

GAME 4 - L, 80-73 AT ARIZONA STATE

Official Basketball Box Score - Final
SMU at Arizona St.
11/16/24 Desert Financial Arena, Tempe
2024-25 Women's Basketball

Game Time: 3:30 PM
Game Duration: 2:08
Attendance: 1,356

Officials: Michael McConnell, Jamie Broderick, Ron Belensky

Box score table for Game 7 showing player stats for SMU at Arizona St.

Technical Fouls:Robertson 2 3 0 0 5

Box score table for Game 8 showing player stats for Arizona St. at SMU.

Technical Fouls:NONE

Summary table for Game 8 showing statistics like Biggest lead, Best Scoring Run, Lead Changes, Times Tied, Time with Lead, Points from Turnovers, Paint, Second Chance, Fast Breaks, Bench, and Period by Period Scoring.

SMU WOMEN'S BASKETBALL GAME NOTES

GAME BY GAME BOX SCORE

GAME 5 - L, 65-56 AT MINNESOTA (TEMPE, ARIZ)

GAME 6 - W-OT, 56-54 VS LAMAR



Official Basketball Box Score - Final
SMU at Minnesota
11/17/24 Desert Financial Arena, Tempe
2024-25 Women's Basketball

Game Time: 12:00 P
Game Duration: 1:13

Officials: Michael McConnell, Michol Murray, Jamie Broderi

SMU - 56

Record: 2-3

Box score table for SMU vs Minnesota. Columns include NO., Name, Min, FG, 3P, FT, Rebounds, Fouls, TP, AS, TO, ST, Blocks, +/-.

Technical Fouls: NONE

Dead Ball Rebounds: 1, 0

Minnesota - 65

Record: 5-0

Box score table for Minnesota vs SMU. Columns include NO., Name, Min, FG, 3P, FT, Rebounds, Fouls, TP, AS, TO, ST, Blocks, +/-.

Technical Fouls: NONE

Dead Ball Rebounds: 3, 0

Statistical summary table for Game 5. Rows include Biggest lead, Best Scoring Run, Lead Changes, Times Tied, Time with Lead.

Statistical summary table for Game 5. Rows include Points from Turnovers, Paint, Second Chance, Fast Breaks, Bench.

Lamar University - 54

Record: 1-2

Officials: Bruce Wilson, Brandon Lattimer, Adrienne Gardner-Peterson

Box score table for Lamar vs SMU. Columns include NO., Name, Min, FG, 3P, FT, Rebounds, Fouls, TP, AS, TO, ST, Blocks, +/-.

Technical Fouls: NONE

Shooting By Period table for Game 6. Rows include 1st, 2nd, 3rd, 4th FG, 3PT, FT percentages.

Dead Ball Rebounds: 3, 0

SMU - 56

Record: 3-3

Box score table for SMU vs Lamar. Columns include NO., Name, Min, FG, 3P, FT, Rebounds, Fouls, TP, AS, TO, ST, Blocks, +/-.

Technical Fouls: NONE

Shooting By Period table for Game 6. Rows include 1st, 2nd, 3rd, 4th FG, 3PT, FT percentages.

Dead Ball Rebounds: 3, 0

Statistical summary table for Game 6. Rows include Biggest lead, Best Scoring Run, Lead Changes, Times Tied, Time with Lead.

Statistical summary table for Game 6. Rows include Points from Turnovers, Paint, Second Chance, Fast Breaks, Bench.

GAME 7 - W, 82-58 VS ARKANSAS-PINE BLUFF

GAME 8 - W, 71-46 VS UT ARLINGTON



Official Basketball Box Score - Final
Ark-Pine Bluff at SMU
11/25/24 Moody Coliseum, Dallas
2024-25 Women's Basketball

Game Time: 7:00 PM
Game Duration: 1:50
Attendance: 356

Officials: Lisa Jones, Torri Miris, Timothy Reust

Ark-Pine Bluff - 58

Record: 2-5

Box score table for Ark-Pine Bluff vs SMU. Columns include NO., Name, Min, FG, 3P, FT, Rebounds, Fouls, TP, AS, TO, ST, Blocks, +/-.

Technical Fouls: Team 1st 10:00

Dead Ball Rebounds: 1, 0

SMU - 82

Record: 4-3

Box score table for SMU vs Ark-Pine Bluff. Columns include NO., Name, Min, FG, 3P, FT, Rebounds, Fouls, TP, AS, TO, ST, Blocks, +/-.

Technical Fouls: NONE

Dead Ball Rebounds: 3, 0

Statistical summary table for Game 7. Rows include Biggest lead, Best Scoring Run, Lead Changes, Times Tied, Time with Lead.

Statistical summary table for Game 7. Rows include Points from Turnovers, Paint, Second Chance, Fast Breaks, Bench.



Official Basketball Box Score - Final
UT Arlington at SMU
11/29/24 Moody Coliseum, Dallas
2024-25 Women's Basketball

Game Time: 7:00 PM
Game Duration: 1:49
Attendance: 927

Officials: In'Fini Robinson, Michael Price, Krystle Apellaniz

UT Arlington - 46

Record: 2-5

Box score table for UT Arlington vs SMU. Columns include NO., Name, Min, FG, 3P, FT, Rebounds, Fouls, TP, AS, TO, ST, Blocks, +/-.

Technical Fouls: NONE

Dead Ball Rebounds: 2, 0

SMU - 71

Record: 5-3

Box score table for SMU vs UT Arlington. Columns include NO., Name, Min, FG, 3P, FT, Rebounds, Fouls, TP, AS, TO, ST, Blocks, +/-.

Technical Fouls: NONE

Dead Ball Rebounds: 0, 0

Statistical summary table for Game 8. Rows include Biggest lead, Best Scoring Run, Lead Changes, Times Tied, Time with Lead.

Statistical summary table for Game 8. Rows include Points from Turnovers, Paint, Second Chance, Fast Breaks, Bench.







# SMU WOMEN'S BASKETBALL GAME NOTES

## GAME BY GAME BOX SCORE

### GAME 17 - L, 59-72 AT PITT (ACC)



Official Basketball Box Score - Final  
**SMU at Pitt**  
 01/12/25 Petersen Events Center, Pittsburgh, PA  
 2024-25 Women's Basketball

Game Time: 1:00 PM  
 Game Duration: 2:06  
 Attendance: 290

Officials: Timothy Bryant, Ryan Durham, Alganese Carr

SMU - 59														Record: 10-7 (2-3)													
NO.	Name	Min	FG M-A	3P M-A	FT M-A	Rebounds		Fouls		TP	AS	TO	Blocks		+/-												
						OR	DR	PF	FD				BS	BA													
35	Jessica Peterson	C 29:06	1-8	0-0	2-2	4	7	11	4	3	4	1	4	0	2	1	-2										
1	Zanal Jones	G 36:31	3-14	2-8	2-2	1	2	3	2	2	10	5	3	2	0	2	-21										
2	TK Pitts	G 30:54	0-3	0-0	4-8	0	5	5	3	5	4	0	0	4	0	1	-7										
3	Nya Robertson	G 37:54	5-20	4-12	9-12	3	3	6	4	8	23	2	5	0	1	2	-12										
4	Kaysia Woods	G 28:30	3-8	3-6	0-0	2	5	7	4	0	9	1	1	0	1	0	-15										
22	Kylie Marshall	G 20:44	3-7	3-6	0-0	1	3	4	1	1	9	1	0	3	0	1	0										
13	Sandra Magolico	06:54	0-1	0-0	0-0	0	0	0	1	0	0	0	0	1	0	0	-10										
24	Donavia Hall	02:51	0-0	0-0	0-0	0	0	0	4	1	0	0	0	0	0	0	-4										
12	Kayanna Cox	06:36	0-1	0-1	0-0	0	0	1	1	0	0	0	0	1	0	0	6										
Team							1	2	3		0																
<b>Totals</b>						15-62	12-33	17-24	12	28	40	23	20	59	10	15	9	4	7	-13							

Technical Fouls: Robertson 2<sup>nd</sup> 6:13



Official Basketball Box Score - Final  
**North Carolina at SMU**  
 01/16/25 Moody Coleum, Dallas  
 2024-25 Women's Basketball

Game Time: 7:00 PM  
 Game Duration: 1:46  
 Attendance: 1,195

Officials: Pualani Spurlock, Ken Nash, Jeff Wooten

North Carolina - 64														Record: 16-3 (4-2)													
NO.	Name	Min	FG M-A	3P M-A	FT M-A	Rebounds		Fouls		TP	AS	TO	Blocks		+/-												
						OR	DR	PF	FD				BS	BA													
5	Maia Gakdeng	C 28:09	3-8	0-0	4-8	2	5	7	1	4	10	2	4	4	2	2	28										
1	Alyssa Utby	G 30:25	6-14	0-1	0-1	2	16	18	0	4	12	4	1	2	2	1	16										
10	Renyaa Kelly	G 24:02	1-7	0-3	0-0	1	5	6	3	3	2	0	2	0	1	8											
20	Lexi Donarski	G 28:16	5-8	5-6	0-0	0	2	2	1	0	15	1	1	0	1	19											
24	Indya Nivar	G 25:57	5-12	1-5	0-0	0	3	3	3	1	11	3	3	1	1	19											
0	Lanise Grant	18:34	2-4	0-2	0-0	0	2	2	1	2	4	2	1	0	0	17											
2	Grace Townsend	13:31	2-4	1-3	0-0	0	2	2	1	0	5	3	2	0	0	17											
34	Blanca Thomas	08:31	0-1	0-0	0-0	1	1	2	1	0	0	1	2	0	1	-2											
21	Ciera Toomey	10:31	1-4	0-1	0-2	3	2	5	2	2	2	0	0	0	0	1	18										
4	Laila Hull	02:24	0-1	0-1	0-0	0	0	0	0	2	0	0	0	0	0	2											
3	Jordan Zubich	06:26	0-1	0-0	0-0	0	0	0	0	0	2	0	0	0	0	7											
15	Sydney Barker	03:14	1-1	1-1	0-0	0	0	0	0	0	3	0	0	0	0	6											
Team							3	1	4		0																
<b>Totals</b>						26-65	8-23	4-11	12	39	51	15	16	64	18	16	10	6	8	31							

Technical Fouls: NONE

Pitt - 72														Record: 9-9 (1-4)													
NO.	Name	Min	FG M-A	3P M-A	FT M-A	Rebounds		Fouls		TP	AS	TO	Blocks		+/-												
						OR	DR	PF	FD				BS	BA													
3	MaKayla Elmore	F 34:16	2-7	2-5	1-2	2	11	13	4	3	7	3	2	1	0	0	20										
15	Khadja Faye	C 35:35	7-12	0-0	7-12	5	7	12	2	10	21	2	5	1	6	3	16										
1	Aaryn Battle	G 16:59	1-4	0-2	0-1	2	2	4	3	1	2	3	0	2	0	0	-20										
11	Marley Washenitz	G 31:57	5-13	3-8	1-2	3	2	5	5	1	14	2	1	3	1	0	9										
20	Aislin Malcolm	G 07:26	0-2	0-0	0-0	0	0	0	0	0	0	0	0	0	0	0	-16										
22	Audrey Biggs	07:36	0-1	0-0	0-0	0	1	1	0	0	0	0	0	0	0	0	-8										
23	Mikayla Johnson	33:23	7-15	3-7	5-7	0	6	6	3	4	22	0	1	1	0	0	26										
0	Brooklyn Miles	30:00	0-1	0-0	6-6	0	2	2	2	3	6	8	6	2	0	0	38										
14	Raeven Boswell	02:48	0-0	0-0	0-0	0	0	0	1	0	0	0	0	0	0	0	0										
Team							0	4	4		0																
<b>Totals</b>						22-55	8-22	20-30	12	35	47	20	22	72	18	15	10	7	4	13							

Technical Fouls: NONE

SMU - 33														Record: 10-8 (2-4)													
NO.	Name	Min	FG M-A	3P M-A	FT M-A	Rebounds		Fouls		TP	AS	TO	Blocks		+/-												
						OR	DR	PF	FD				BS	BA													
35	Jessica Peterson	C 29:05	2-5	0-0	1-4	4	8	12	2	5	5	0	1	1	1	2	-20										
1	Zanal Jones	G 32:22	1-9	0-3	0-0	0	2	2	1	0	2	2	5	1	2	0	-24										
2	TK Pitts	G 25:54	2-5	0-0	0-1	3	2	5	3	2	4	0	0	0	5	0	-19										
3	Nya Robertson	G 36:28	1-19	0-7	3-4	0	3	3	4	6	5	3	6	1	1	1	-26										
4	Kaysia Woods	G 27:29	4-9	3-5	1-2	3	3	6	2	1	12	0	4	0	3	1	-22										
13	Sandra Magolico	10:55	1-3	0-0	0-0	0	0	0	0	3	3	0	0	0	1	1	-11										
22	Kylie Marshall	15:19	1-4	1-4	0-0	1	3	4	0	1	3	0	1	0	0	0	-14										
5	Ella Brow	17:08	0-7	0-2	0-0	1	1	2	1	0	0	2	3	0	0	0	-15										
24	Donavia Hall	04:14	0-1	0-0	0-0	0	0	0	0	0	0	0	1	0	0	0	-1										
12	Kayanna Cox	01:06	0-0	0-0	0-0	0	0	0	0	0	0	0	0	0	0	0	-3										
Team							3	5	8		0																
<b>Totals</b>						12-62	4-21	5-11	15	30	45	16	15	33	7	21	8	8	6	-31							

Technical Fouls: NONE

Biggest lead	SMU		Pitt	Points from Turnovers	SMU	Pitt	Period by Period Scoring						
	32 (2 <sup>nd</sup> 1:37)	13 (4 <sup>th</sup> 0:12)	11 (1 <sup>st</sup> 3:23)				31 (4 <sup>th</sup> 8:57)	SMU	32	17	0	10	59
	Lead Changes	3											
Times Tied	31:43		06:10				Pitt	7	11	28	26	72	

Biggest lead	UNC		SMU	Points from Turnovers	UNC	SMU	Period by Period Scoring						
	31 (4 <sup>th</sup> 0:02)	3 (1 <sup>st</sup> 9:26)	11 (2 <sup>nd</sup> 5:37)				5 (4 <sup>th</sup> 3:00)	UNC	13	18	13	20	64
	Best Scoring Run	Paint											
Lead Changes	1						SMU	6	8	8	11	33	
Times Tied	0												
Time with Lead	37:06		02:20										

# SMU WOMEN'S BASKETBALL GAME NOTES



## 2024-25 SMU Women's Basketball Season/Career Statistics All games

Page 1/1  
as of Jan 17, 2025

### Summary

Player	Season Statistics										Career Statistics									
	GP-GS	MIN/G	FG%	3FG%	FT%	R/G	A/G	STL	BLK	PTS/G	GP-GS	MIN/G	FG%	3FG%	FT%	R/G	A/G	STL	BLK	PTS/G
BROW, Ella	12-1	23.9	.301	.273	.714	2.3	2.8	3	1	6.2	38-11	23.0	.338	.269	.667	2.4	2.7	24	5	5.2
COX, Kayanna	6-0	4.2	.333	.250	.500	0.8	0.2	2	0	1.0	6-0	4.2	.333	.250	.500	0.8	0.2	2	0	1.0
EMBRY, Chantae	15-15	27.4	.416	.268	.872	6.9	1.1	16	4	11.7	98-65	22.9	.472	.332	.775	5.1	1.2	72	23	9.8
HALL, Donavia	16-0	9.3	.316	.182	.571	1.0	1.0	6	4	1.1	41-0	8.3	.361	.133	.500	1.4	0.8	13	6	1.3
JONES, Zanai	18-18	32.6	.360	.273	.750	3.0	4.1	20	8	8.2	100-49	18.1	.362	.281	.866	1.7	1.6	50	12	4.4
MAGOLICO, Sandra	15-0	7.1	.409	.000	.333	2.1	0.1	6	3	1.4	40-3	8.8	.344	.000	.214	1.8	0.1	12	4	1.3
MARSHALL, Kylie	18-1	14.4	.330	.296	.556	2.0	0.6	9	3	4.4	27-1	11.0	.323	.310	.556	1.6	0.5	11	3	3.2
MCLEOD, Brianna	2-0	2.8	.000	.000	.000	0.0	0.0	0	0	0.0	59-0	7.9	.516	.000	.439	1.5	0.2	10	19	1.9
PETERSON, Jessica	18-18	29.8	.493	.000	.627	12.1	0.9	12	25	9.7	71-22	16.6	.470	.000	.605	5.9	0.5	29	58	5.3
PITTS, TK	18-17	24.2	.446	.333	.552	5.2	1.5	41	12	5.1	72-22	18.4	.452	.219	.623	3.8	0.9	99	25	4.5
ROBERTSON, Nya	18-17	34.1	.341	.310	.811	3.1	1.7	19	6	20.0	74-41	29.1	.357	.333	.770	2.7	1.7	52	18	16.4
WOODS, Kaysia	18-3	13.0	.404	.303	.667	2.4	0.3	2	6	3.3	87-23	18.0	.358	.309	.696	2.4	0.7	42	22	4.8

### Scoring

Player	Season Statistics								Career Statistics							
	FG-FGA	FG%	3FG-3FGA	3FG%	FT-FTA	FT%	PTS	PTS/G	FG-FGA	FG%	3FG-3FGA	3FG%	FT-FTA	FT%	PTS	PTS/G
BROW, Ella	25-83	.301	9-33	.273	15-21	.714	74	6.2	72-213	.338	21-78	.269	34-51	.667	199	5.2
COX, Kayanna	2-6	.333	1-4	.250	1-2	.500	6	1.0	2-6	.333	1-4	.250	1-2	.500	6	1.0
EMBRY, Chantae	62-149	.416	11-41	.268	41-47	.872	176	11.7	344-729	.472	64-193	.332	207-267	.775	959	9.8
HALL, Donavia	6-19	.316	2-11	.182	4-7	.571	18	1.1	22-61	.361	2-15	.133	9-18	.500	55	1.3
JONES, Zanai	59-164	.360	12-44	.273	18-24	.750	148	8.2	166-459	.362	38-135	.281	71-82	.866	441	4.4
MAGOLICO, Sandra	9-22	.409	0-0	.000	3-9	.333	21	1.4	22-64	.344	0-1	.000	6-28	.214	50	1.3
MARSHALL, Kylie	29-88	.330	16-54	.296	5-9	.556	79	4.4	32-99	.323	18-58	.310	5-9	.556	87	3.2
MCLEOD, Brianna	0-0	.000	0-0	.000	0-0	.000	0	0.0	47-91	.516	0-0	.000	18-41	.439	112	1.9
PETERSON, Jessica	71-144	.493	0-0	.000	32-51	.627	174	9.7	151-321	.470	0-0	.000	72-119	.605	374	5.3
PITTS, TK	37-83	.446	2-6	.333	16-29	.552	92	5.1	119-263	.452	7-32	.219	81-130	.623	326	4.5
ROBERTSON, Nya	119-349	.341	45-145	.310	77-95	.811	360	20.0	401-1122	.357	183-549	.333	231-300	.770	1216	16.4
WOODS, Kaysia	23-57	.404	10-33	.303	4-6	.667	60	3.3	157-439	.358	86-278	.309	16-23	.696	416	4.8

### Totals

Player	Season Statistics								Career Statistics							
	O-REB	D-REB	TOTAL	PF	FO	A	TO	A/TO	O-REB	D-REB	TOTAL	PF	FO	A	TO	A/TO
BROW, Ella	8	19	27	25	0	34	32	1.1	17	76	93	60	0	103	97	1.1
COX, Kayanna	1	4	5	3	0	1	1	1.0	1	4	5	3	0	1	1	1.0
EMBRY, Chantae	45	59	104	36	0	17	32	0.5	183	314	497	187	1	117	184	0.6
HALL, Donavia	4	12	16	16	0	16	18	0.9	14	42	56	28	0	31	37	0.8
JONES, Zanai	7	47	54	27	0	73	37	2.0	23	143	166	86	0	159	84	1.9
MAGOLICO, Sandra	15	16	31	14	0	1	10	0.1	29	44	73	34	0	4	23	0.2
MARSHALL, Kylie	9	27	36	14	0	10	18	0.6	12	31	43	16	0	13	19	0.7
MCLEOD, Brianna	0	0	0	0	0	0	1	0.0	44	46	90	48	0	11	33	0.3
PETERSON, Jessica	80	138	218	44	1	16	33	0.5	165	255	420	123	3	36	83	0.4
PITTS, TK	35	59	94	64	4	27	23	1.2	99	175	274	165	6	66	77	0.9
ROBERTSON, Nya	21	34	55	51	2	30	60	0.5	51	146	197	152	3	125	222	0.6
WOODS, Kaysia	19	25	44	19	0	5	9	0.6	55	154	209	103	1	57	75	0.8





## 2024-25 SMU Women's Basketball Combined Team Statistics All games

Page 1/1  
as of Jan 17, 2025

### Game Records

Record	Overall	Home	Away	Neutral
ALL GAMES	10-8	7-3	2-4	1-1
CONFERENCE	2-4	1-2	1-2	0-0
NON-CONFERENCE	8-4	6-1	1-2	1-1

### Score by Periods

Team	1st	2nd	3rd	4th	OT	TOT
SMU	303	313	284	290	18	1208
Opponents	260	280	304	318	15	1177

### Team Box Score

No.	Player				Total			3-Point		F-Throw		Rebounds										
		GP-GS	MIN	AVG	FG-FGA	FG%	3FG-3FGA	3FG%	FT-FTA	FT%	OFF	DEF	TOT	AVG	PF	DQ	A	TO	BLK	STL	PTS	AVG
3	ROBERTSON, Nya	18-17	612:55	34.1	119-349	.341	45-145	.310	77-95	.811	21	34	55	3.1	51	2	30	60	6	19	360	20.0
33	EMBRY, Chantae	15-15	411:29	27.4	62-149	.416	11-41	.268	41-47	.872	45	59	104	6.9	36	0	17	32	4	16	176	11.7
35	PETERSON, Jessica	18-18	536:38	29.8	71-144	.493	0-0	.000	32-51	.627	80	138	218	12.1	44	1	16	33	25	12	174	9.7
1	JONES, Zanai	18-18	586:55	32.6	59-164	.360	12-44	.273	18-24	.750	7	47	54	3.0	27	0	73	37	8	20	148	8.2
5	BROW, Ella	12-1	286:12	23.9	25-83	.301	9-33	.273	15-21	.714	8	19	27	2.3	25	0	34	32	1	3	74	6.2
2	PITTS, TK	18-17	435:37	24.2	37-83	.446	2-6	.333	16-29	.552	35	59	94	5.2	64	4	27	23	12	41	92	5.1
22	MARSHALL, Kylie	18-1	258:53	14.4	29-88	.330	16-54	.296	5-9	.556	9	27	36	2.0	14	0	10	18	3	9	79	4.4
4	WOODS, Kaysia	18-3	234:45	13.0	23-57	.404	10-33	.303	4-6	.667	19	25	44	2.4	19	0	5	9	6	2	60	3.3
13	MAGOLICO, Sandra	15-0	107:00	7.1	9-22	.409	0-0	.000	3-9	.333	15	16	31	2.1	14	0	1	10	3	6	21	1.4
24	HALL, Donavia	16-0	148:58	9.3	6-19	.316	2-11	.182	4-7	.571	4	12	16	1.0	16	0	16	18	4	6	18	1.1
12	COX, Kayanna	6-0	24:60	4.2	2-6	.333	1-4	.250	1-2	.500	1	4	5	0.8	3	0	1	1	0	2	6	1.0
25	MCLEOD, Brianna	2-0	05:39	2.8	0-0	.000	0-0	.000	0-0	.000	0	0	0	0.0	0	0	0	1	0	0	0	0.0
Team											44	51	95				6					
<b>Total</b>		<b>18</b>	<b>3650</b>		<b>442-1164</b>	<b>.380</b>	<b>108-371</b>	<b>.291</b>	<b>216-300</b>	<b>.720</b>	<b>288</b>	<b>491</b>	<b>779</b>	<b>43.3</b>	<b>313</b>	<b>7</b>	<b>230</b>	<b>280</b>	<b>72</b>	<b>136</b>	<b>1208</b>	<b>67.1</b>
<b>Opponents</b>		<b>18</b>	<b>3650</b>		<b>424-1109</b>	<b>.382</b>	<b>122-390</b>	<b>.313</b>	<b>207-294</b>	<b>.704</b>	<b>237</b>	<b>469</b>	<b>706</b>	<b>39.2</b>	<b>320</b>	<b>6</b>	<b>237</b>	<b>280</b>	<b>73</b>	<b>136</b>	<b>1177</b>	<b>65.4</b>

### Team Statistics

	SMU	OPP
<b>Scoring</b>	<b>1208</b>	<b>1177</b>
Points per game	67.1	65.4
Scoring margin	+1.7	-
<b>Field goals-att</b>	<b>442-1164</b>	<b>424-1109</b>
Field goal pct	.380	.382
<b>3 point fg-att</b>	<b>108-371</b>	<b>122-390</b>
3-point FG pct	.291	.313
3-pt FG made per game	6.0	6.8
<b>Free throws-att</b>	<b>216-300</b>	<b>207-294</b>
Free throw pct	.720	.704
F-Throws made per game	12.0	11.5
<b>Rebounds</b>	<b>779</b>	<b>706</b>
Rebounds per game	43.3	39.2
Rebounding margin	+4.1	-
<b>Assists</b>	<b>230</b>	<b>237</b>
Assists per game	12.8	13.2
<b>Turnovers</b>	<b>280</b>	<b>280</b>
Turnovers per game	15.6	15.6
Turnover margin	0.0	-
Assist/turnover ratio	0.8	0.8
<b>Steals</b>	<b>136</b>	<b>136</b>
Steals per game	7.6	7.6
<b>Blocks</b>	<b>72</b>	<b>73</b>
Blocks per game	4.0	4.1
<b>Winning streak</b>	<b>0</b>	<b>-</b>
Home win streak	0	-
<b>Attendance</b>	<b>13275</b>	<b>10259</b>
Home games-Avg/Game	10-1328	6-1710
Neutral site-Avg/Game	-	2-1068

### Team Results

Date	Opponent		Score	Att.
11/04/2024	N.C. A&T	W	77-64	953
11/09/2024	Old Dominion	L	70-79	1094
11/12/2024	Western Mich.	W	72-44	2719
11/16/2024	at Arizona St.	L	73-80	1356
11/17/2024	vs Minnesota	L	56-65	1738
11/22/2024	Lamar University	Wot	56-54	802
11/25/2024	Ark.-Pine Bluff	W	82-58	982
11/29/2024	UT Arlington	W	71-46	927
12/05/2024	at Missouri	L	61-68	2358
12/08/2024	at Florida St.	L	85-93	1731
12/11/2024	Texas Tech	W	61-57	1834
12/19/2024	at North Texas	W	74-66	1668
12/20/2024	vs Chicago St.	W	73-52	398
01/02/2025	Stanford	W	67-63	1446
01/05/2025	California	L	66-81	1323
01/09/2025	at Syracuse	Wot	72-71	2856
01/12/2025	at Pittsburgh	L	59-72	290
01/16/2025	North Carolina	L	33-64	1195



## 2024-25 SMU Women's Basketball Combined Team Statistics In Conference games

Page 1/1  
as of Jan 17, 2025

### Game Records

Record	Overall	Home	Away	Neutral
ALL GAMES	2-4	1-2	1-2	0-0
CONFERENCE	2-4	1-2	1-2	0-0
NON-CONFERENCE	0-0	0-0	0-0	0-0

### Score by Periods

Team	1st	2nd	3rd	4th	OT	TOT
SMU	112	101	74	87	8	382
Opponents	83	105	129	120	7	444

### Team Box Score

No.	Player	Total			3-Point			F-Throw		Rebounds				Other Stats								
		GP-GS	MIN	AVG	FG-FGA	FG%	3FG-3FGA	3FG%	FT-FTA	FT%	OFF	DEF	TOT	AVG	PF	DQ	A	TO	BLK	STL	PTS	AVG
3	ROBERTSON, Nya	6-6	217:56	36.3	41-131	.313	14-49	.286	22-28	.786	8	12	20	3.3	19	0	13	21	2	5	118	19.7
33	EMBRY, Chantae	3-3	78:37	26.2	12-25	.480	7-14	.500	3-4	.750	5	13	18	6.0	7	0	3	7	2	3	34	11.3
1	JONES, Zanai	6-6	209:09	34.9	24-73	.329	6-25	.240	4-6	.667	2	17	19	3.2	10	0	31	19	4	6	58	9.7
35	PETERSON, Jessica	6-6	164:14	27.4	19-45	.422	0-0	.000	7-13	.538	25	39	64	10.7	16	0	4	13	4	2	45	7.5
4	WOODS, Kaysia	6-3	139:26	23.2	15-32	.469	10-21	.476	1-2	.500	10	18	28	4.7	13	0	3	6	5	2	41	6.8
2	PITTS, TK	6-6	152:44	25.5	12-29	.414	0-1	.000	8-17	.471	11	16	27	4.5	23	1	8	4	0	17	32	5.3
13	MAGOLICO, Sandra	3-0	41:04	13.7	5-10	.500	0-0	.000	1-1	1.000	3	8	11	3.7	6	0	0	5	2	0	11	3.7
5	BROW, Ella	4-0	67:33	16.9	5-25	.200	2-8	.250	2-4	.500	4	3	7	1.8	6	0	5	7	0	2	14	3.5
22	MARSHALL, Kylie	6-0	81:29	13.6	7-24	.292	6-18	.333	0-0	.000	5	8	13	2.2	4	0	3	3	1	4	20	3.3
24	HALL, Donavia	6-0	61:30	10.3	3-7	.429	2-4	.500	1-2	.500	0	4	4	0.7	9	0	5	7	2	2	9	1.5
12	COX, Kayanna	4-0	11:18	2.8	0-1	.000	0-1	.000	0-0	.000	0	1	1	0.3	2	0	1	1	0	0	0	0.0
Team											9	19	28					2				
<b>Total</b>		<b>6</b>	<b>1225</b>		<b>143-402</b>	<b>.356</b>	<b>47-141</b>	<b>.333</b>	<b>49-77</b>	<b>.636</b>	<b>82</b>	<b>158</b>	<b>240</b>	<b>40.0</b>	<b>115</b>	<b>1</b>	<b>76</b>	<b>95</b>	<b>22</b>	<b>43</b>	<b>382</b>	<b>63.7</b>
<b>Opponents</b>		<b>6</b>	<b>1225</b>		<b>159-382</b>	<b>.416</b>	<b>46-134</b>	<b>.343</b>	<b>80-116</b>	<b>.690</b>	<b>83</b>	<b>184</b>	<b>267</b>	<b>44.5</b>	<b>100</b>	<b>2</b>	<b>91</b>	<b>93</b>	<b>26</b>	<b>46</b>	<b>444</b>	<b>74.0</b>

### Team Statistics

	SMU	OPP
<b>Scoring</b>	<b>382</b>	<b>444</b>
Points per game	63.7	74.0
Scoring margin	-10.3	-
<b>Field goals-att</b>	<b>143-402</b>	<b>159-382</b>
Field goal pct	.356	.416
<b>3 point fg-att</b>	<b>47-141</b>	<b>46-134</b>
3-point FG pct	.333	.343
3-pt FG made per game	7.8	7.7
<b>Free throws-att</b>	<b>49-77</b>	<b>80-116</b>
Free throw pct	.636	.690
F-Throws made per game	8.2	13.3
<b>Rebounds</b>	<b>240</b>	<b>267</b>
Rebounds per game	40.0	44.5
Rebounding margin	-4.5	-
<b>Assists</b>	<b>76</b>	<b>91</b>
Assists per game	12.7	15.2
<b>Turnovers</b>	<b>95</b>	<b>93</b>
Turnovers per game	15.8	15.5
Turnover margin	-0.3	-
Assist/turnover ratio	0.8	1.0
<b>Steals</b>	<b>43</b>	<b>46</b>
Steals per game	7.2	7.7
<b>Blocks</b>	<b>22</b>	<b>26</b>
Blocks per game	3.7	4.3
<b>Winning streak</b>	<b>0</b>	<b>-</b>
Home win streak	0	-
<b>Attendance</b>	<b>3964</b>	<b>4877</b>
Home games-Avg/Game	3-1321	3-1626
Neutral site-Avg/Game	-	0-0

### Team Results

Date	Opponent	Score	Att.
12/08/2024	at Florida St.	L 85-93	1731
01/02/2025	Stanford	W 67-63	1446
01/05/2025	California	L 66-81	1323
01/09/2025	at Syracuse	Wot 72-71	2856
01/12/2025	at Pittsburgh	L 59-72	290
01/16/2025	North Carolina	L 33-64	1195

# SMU WOMEN'S BASKETBALL GAME NOTES



## 2024-25 SMU Women's Basketball Team Game-by-Game All games

Page 1/1  
as of Jan 17, 2025

Opponent	Date	Score	W	Total		3-Pointers		Free throws		Rebounds				PF	A	TO	BLK	STL	PTS	AVG
				FG-FGA	PCT	3FG-3FGA	PCT	FT-FTA	PCT	OFF	DEF	TOT	AVG							
N.C. A&T	11/04/2024	77-64	W	33-70	.471	3-20	.150	8-12	.667	20	26	46	46.0	17	16	10	3	6	77	77.0
Old Dominion	11/09/2024	70-79	L	23-69	.333	6-20	.300	18-23	.783	22	23	45	45.5	22	16	16	1	9	70	73.5
Western Mich.	11/12/2024	72-44	W	26-64	.406	6-23	.261	14-21	.667	17	20	37	42.7	16	11	13	1	18	72	73.0
at Arizona St.	11/16/2024	73-80	L	24-64	.375	8-23	.348	17-21	.810	13	22	35	40.8	20	16	17	4	9	73	73.0
vs Minnesota	11/17/2024	56-65	L	21-51	.412	4-17	.235	10-15	.667	9	33	42	41.0	22	6	18	2	2	56	69.6
Lamar University	11/22/2024	56-54	Wot	19-58	.328	2-13	.154	16-23	.696	17	30	47	42.0	18	14	19	5	9	56	67.3
Ark.-Pine Bluff	11/25/2024	82-58	W	31-71	.437	6-22	.273	14-16	.875	20	28	48	42.9	9	21	17	9	9	82	69.4
UT Arlington	11/29/2024	71-46	W	27-72	.375	6-20	.300	11-12	.917	19	32	51	43.9	13	19	14	10	10	71	69.6
at Missouri	12/05/2024	61-68	L	22-58	.379	8-22	.364	9-13	.692	13	24	37	43.1	16	7	13	4	3	61	68.7
at Florida St.	12/08/2024	85-93	L	34-78	.436	9-23	.391	8-10	.800	12	29	41	42.9	23	18	10	1	7	85	70.3
Texas Tech	12/11/2024	61-57	W	21-57	.368	4-8	.500	15-19	.789	22	30	52	43.7	15	14	20	6	4	61	69.5
at North Texas	12/19/2024	74-66	W	25-60	.417	3-16	.188	21-28	.750	14	32	46	43.9	21	5	12	3	3	74	69.8
vs Chicago St.	12/20/2024	73-52	W	27-68	.397	5-26	.192	14-20	.700	20	33	53	44.6	9	9	16	2	11	73	70.1
Stanford	01/02/2025	67-63	W	28-66	.424	7-22	.318	4-9	.444	17	24	41	44.4	17	13	13	5	8	67	69.9
California	01/05/2025	66-81	L	25-63	.397	9-22	.409	7-9	.778	8	21	29	43.3	15	12	17	2	6	66	69.6
at Syracuse	01/09/2025	72-71	Wot	29-71	.408	6-20	.300	8-14	.571	18	26	44	43.4	21	16	19	2	5	72	69.8
at Pittsburgh	01/12/2025	59-72	L	15-62	.242	12-33	.364	17-24	.708	12	28	40	43.2	23	10	15	4	9	59	69.1
North Carolina	01/16/2025	33-64	L	12-62	.194	4-21	.190	5-11	.455	15	30	45	43.3	16	7	21	8	8	33	67.1
<b>Total</b>		<b>1208</b>		<b>442-1164</b>	<b>.380</b>	<b>108-371</b>	<b>.291</b>	<b>216-300</b>	<b>.720</b>	<b>288</b>	<b>491</b>	<b>779</b>	<b>43.3</b>	<b>313</b>	<b>230</b>	<b>280</b>	<b>72</b>	<b>136</b>	<b>1208</b>	<b>67.1</b>
Opponents		1177		424-1109	.382	122-390	.313	207-294	.704	237	469	706	39.2	320	237	280	73	136	1177	65.4

### SMU Averages

Games Played	Points/game	FG Pct	3FG Pct	FT Pct	Rebounds/game	Assists/game	Turnovers/game	Assist/Turnover ratio	Steals/game	Blocks/game
18	67.1	38.0	29.1	72.0	43.3	12.8	15.6	0.8	7.6	4.0





# SMU

## FALL SPORTS RECAP

- Six Ranked Teams: Football as high as No. 7, Men's Soccer No. 5, Volleyball No. 10, Equestrian No. 2, Men's Golf No. 16, Men's Swimming & Diving No. 19.
- Four postseason bids: Football earning a College Football Playoff bid, Volleyball making the NCAA 2nd Round, Men's Soccer making NCAA Elite 8 and Cross Country finishing 5th at the NCAA South Central Regional (VB hosted NCAA for the first time, MSOC hosted NCAA quarterfinal for the first time since 2001). 30-12-4 in ACC play combined (VB, MSOC, WSOC, FB).
- Football went 8-0 in the ACC, one of just two P4 programs to go unbeaten in league play. SMU is just the 6th program to go at least 8-0 in the ACC and is by far the most successful of any program ever transitioning from G5 to P4.
- Football set a Ford Stadium season attendance record of 228,563, recording five of the 12 largest crowds in stadium history. Volleyball also set a single-game attendance record of 6,773 in the win against No. 2 Nebraska and a season record of 30,976.
- 27 All-ACC Honors, including 19 in football.
- 17 ACC Weekly Honors.







# SMU

## FALL SPORTS RECAP

- Two Coaches of the Year: Sam Erger (AVCA VB) & Rhett Lashlee (ACC & DCTF FB); Rhett Lashlee was also a finalist for National Coach of the Year in Football.
- 18 National Player of the Year candidates.
- Combined 30-12-4 record in the ACC for SMU's fall sports.
- Nine Fall Sports All-Region honors: program-record four for VB, three for CC (most since 2018), two for MSOC.
- Two-Time Defending National Champion Equestrian is No. 7.
- Men's Basketball won the Acrisure Holiday Invitational with a 77-60 win over Washington State.
- Madison Parker won two US Open swimming titles in the 50 free and 100 free, Nyah Rose was called up to Canada's Women's Soccer National Team in December and Luke Sitz finished in the top six of three diving events at the World Junior Aquatics Championships in Brazil.
- Will Sides won the prestigious Stephens Cup individual golf title as Men's Golf finished second. SMU is one of three programs nationally with three players ranked in the top 60.
- Trevor Svajda advanced to the second round NCAA Individual Tennis Championship for the second consecutive year.

