



CAROLINA™



7 NATIONAL CHAMPIONSHIPS • 21 FINAL FOURS • 133 NCAA TOURNAMENT WINS
33 ACC REGULAR-SEASON CHAMPIONSHIPS • 18 ACC TOURNAMENT CHAMPIONSHIPS • 14 NAISMITH HALL OF FAMERS

2024-25 SCHEDULE

8-6, 1-1 ACC

(5-1 Home, 1-2 Away, 2-3 Neutral)

NOVEMBER (AP rankings)

4	Elon (9/-)	W, 90-76	ACCN
8	at Kansas (9/1)	L, 89-92	ESPN2
15	American (10/-)	W, 107-55	ACCN
22	at Hawai'i (10/-)	W, 87-69	ESPN2
Maui Invitational, Lahaina, Maui, Hawai'i			
25	vs. Dayton (12/-)	W, 92-90	ESPN2
26	vs. Auburn (12/4)	L, 72-85	ESPN
27	vs. Michigan State (12/-)	L, 91-94 (ot)	ESPN/2

DECEMBER

ACC-SEC Challenge

4	Alabama (20/10)	L, 79-94	ESPN
7	Georgia Tech (20/-)	W, 68-65	ACCN
14	La Salle (-/-)	W, 93-67	The CW

Jumpman Invitational, Charlotte, N.C.

17	vs. Florida (-/7)	L, 84-90	ESPN
----	-------------------	----------	------

CBS Sports Classic, New York, N.Y.

21	vs. UCLA (-/18)	W, 76-74	CBS
29	Campbell (-/-)	W, 97-71	ACCN

JANUARY

1	at Louisville (-/-)	L, 70-83	ACCN
4	at Notre Dame (-/-)	Noon	CBS
7	SMU	9 p.m.	ACCN
11	at NC State	4 p.m.	ACCN
15	Cal	7 p.m.	ACCN
18	Stanford	2:15 p.m.	The CW
21	at Wake Forest	9 p.m.	ESPN
25	Boston College	2:15 p.m.	The CW
28	at Pitt	9 p.m.	ESPN

FEBRUARY

1	at Duke	6:30 p.m.	ESPN
8	Pitt	4 p.m.	ESPN/2
10	at Clemson	7 p.m.	ESPN
15	at Syracuse	6 p.m.	ESPN
19	NC State	7 p.m.	ESPN/2
22	Virginia	4 p.m.	ESPN
24	at Florida State	7 p.m.	ESPN

MARCH

1	Miami	Noon	ESPN/2
4	at Virginia Tech	7 p.m.	ESPN/2/U
8	Duke	6:30 p.m.	ESPN

ACC Tournament, Charlotte, N.C.

11-15

All times Eastern

TELEVISION

CBS: John Sadak, Clark Kellogg

RADIO

Tar Heel Sports Network: Jones Angell, Tyler Zeller, Adam Lucas, Dave Nathan

For in-game notes, follow the men's basketball stats X at @UNCMBBStats

GAME 15 at Notre Dame Saturday, Jan. 4, 2025 Noon, CBS Purcell Pavilion Notre Dame, Ind.

- Carolina (8-6, 1-1) travels to Notre Dame (7-6, 1-1) on Saturday, January 4, for a noon tip at Purcell Pavilion.
- The Tar Heels were outscored 13-1 over the final 5:09 in an 83-70 loss at Louisville on New Year's night.
- Carolina overcame an 11-point deficit to tie the game at 61 on an Ian Jackson three with 8:37 to play, and it pulled within 70-69 on Jackson's three-point play with 5:09 remaining. Carolina then missed its final four field goal attempts and committed three turnovers over the final five minutes.
- Jackson led Carolina in scoring for the third straight game with 23 points. He became just the third Tar Heel freshman to score 23 or more points in three straight games, joining Al Lifson in 1951-52 and Phil Ford in 1974-75.
- The Tar Heels and Cardinals made a combined 10 of 42 three-pointers and were whistled for 50 fouls. Louisville was 25 for 39 from the free throw line, including 16 of 20 by Chucky Hepburn, who led the Cards with 26 points.
- More notes and details on the UNC-Louisville game are on page 31.
- The Irish are coming off a 75-66 loss at Georgia Tech on New Year's Eve. Notre Dame is 6-1 at home this season, including a conference win over Syracuse.
- Carolina is 1-2 on the road with a win at Hawai'i and losses at Kansas and Louisville.
- RJ Davis (2,345 points) needs three points to pass former teammate Armando Bacot for second in career scoring at UNC and ninth in ACC history.

STATISTICAL COMPARISON

	UNC	NOTRE DAME
Record	8-6, 1-1	7-6, 1-1
Points/Game	85.4	75.8
Scoring Defense	79.6	70.6
Scoring Margin	+5.8	+5.2
FG%	.471	.472
3FG%	.316	.361
3FGs/Game	7.5	8.2
FT%	.746	.750
FG% Defense	.430	.427
3FG% Defense	.347	.302
Oppt 3FGs/Game	9.2	7.5
Rebounds/Game	38.5	36.5
Offensive Rebs/Game	10.0	9.8
Rebound Margin	+2.0	+3.7
Assists/Game	14.1	13.2
Turnovers/Game	11.1	10.6
Assists/Turnovers	1.3	1.2
Turnovers Forced/Game	11.6	9.8

KenPom.com

	UNC	NOTRE DAME
Overall Ranking	35	91
Offensive Efficiency	118.0 (26)	113.2 (61)
Defensive Efficiency	99.7 (66)	105.1 (141)
Effective FG Pct.	53.0 (93)	54.2 (70)
Turnover Pct.	14.7 (33)	15.7 (73)
Offensive Rebound Pct.	28.0 (241)	29.7 (196)
FTA/FGA	39.1 (54)	29.1 (278)
Strength of Schedule	7	143

	8 Wins	6 Losses
Points Per Game	88.8	80.8
Oppt Points Per Game	72.1	89.7
FG%	.497	.439
Oppt FG%	.393	.478
3FG%	.338	.284
Oppt 3FG%	.369	.316
3FGs Per Game	8.4	6.3
Oppt 3FGs Per Game	9.9	8.3
FT%	.742	.752
FTs Made/Attempted	20.1-27.1	16.2-21.5
Oppt FT%	.709	.736
Oppt FTs Made/Attempted	12.5-17.6	17.7-24.0
Rebound Margin	+6.9	-4.5
Assists/Turnovers	128/89 (1.4)	70/67 (1.0)
Oppt A/T/O	103/100 (1.0)	95/63 (1.5)

PREVIOUS GAME STARTERS



Elliot Cadeau
No. 3
6-1, Soph, G
W. Orange, N.J.

10.7 points,
6.1 assists
per game



RJ Davis
No. 4
6-0, Grad, G
White Plains, N.Y.

Set UNC career
3FGs record, No.
10 in ACC career
scoring



Ian Jackson
No. 11
6-4, Fr, G
The Bronx, N.Y.

Averaging 24.3
points the last
three games



Drake Powell
No. 9
6-5, Fr., G/F
Pittsboro, N.C.

back-to-back
double-figure
scoring for the
first time



Jalen Washington
No. 13
6-10, Jr, F/C
Gary, Ind.

leads UNC in
rebounding at 4.9
per game



2024-25 NOTES



UNC-NOTRE DAME

- Carolina is 30-9 all-time against the Irish, including an 84-51 win (box score on page 5) in Chapel Hill on 3/5/2024 in the only game between the teams last season.
- The Tar Heels are 6-4 at Notre Dame, including a 63-59 win in UNC's most recent visit to Purcell Pavilion on 2/22/2023.
- Carolina has beaten the Irish three straight and 12 of the last 14 games.

JACKSON EMERGING AS KEY SCORER

- Freshman guard Ian Jackson has led Carolina in scoring in each of the last three games, totaling 73 points in the Tar Heels' wins over UCLA (24) and Campbell (26) and the New Year's night loss at Louisville (23).
- He is the first Tar Heel freshman to lead UNC in scoring in three straight games since Cole Anthony did that four consecutive games in 2019-20 and the first to score 20 or more points in three in a row since Anthony.
- The Bronx native is averaging 13.9 points, third most on the team.
- He's made 29 of 53 (54.7%) from the floor in the last four games.
- In the last eight games, Jackson has averaged 17.6 points over 28 minutes (34.3 in the last three).
- Jackson has scored in double figures nine times this season, including seven of the last eight games.
- He shares the team lead with RJ Davis with with four 20-point games (26 vs. Campbell, 24 vs. UCLA, 23 vs. Alabama and 23 at Louisville).
- Jackson has made a three in all 13 games in which he has played (DNP vs. American due to a lower leg injury), including multiple 3FGs in each of the last three games.

ACC HONOR FOR IAN

- Jackson was named ACC Rookie of the Week for his 26-point performance on December 29 against Campbell.
- The 26 points were a season high for Jackson, one game following his 24-point game in Madison Square Garden the Tar Heels' 76-74 win over 18th-ranked UCLA.
- Jackson became one of 10 Tar Heel freshmen ever to score 24 or more points in back-to-back games, joining an illustrious list that includes Anthony, Coby White, Harrison Barnes, Tyler Hansbrough, Rashad McCants, Antawn Jamison, J.R. Reid, Phil Ford and Al Lifson.
- Jackson's 24 points against UCLA were the second most ever by a Tar Heel freshman in Madison Square Garden (25 by Rashad McCants vs. Kansas in 2002).

SCHEDULE NOTES

- The Tar Heels went 7-5 in non-conference play.
- Through January 1, the Tar Heels were the only team ranked in the top 50 in the NET that had played eight Quad 1 games.
- UNC has Quad 1 wins over Dayton and UCLA.
- Only one (Alabama) of Carolina's eight Q1 games was played in Chapel Hill.
- KenPom ranks Carolina's strength of schedule the sixth-hardest in the country behind Florida A&M, Mississippi Valley State, Jackson State, Memphis and Central Michigan.
- Carolina is one of two teams among the ACC, Big East, Big Ten, Big 12 and SEC whose strength of schedule is ranked in the top 10 – UNC (6) and Purdue (8).
- Seven of Carolina's opponents are ranked in the current AP poll – No. 2 Auburn, No. 4 Duke, No. 5 Alabama, No. 6 Florida, No. 7 Kansas, No. 15 UCLA and No. 18 Michigan State.
- This season is the second ever in which the Tar Heels played four top-10 opponents prior to New Year's Day. Carolina played at No. 1 Kansas, No. 4 Auburn in Maui, No. 10 Alabama and No. 7 Florida in Charlotte.
- In December 1967 the Tar Heels lost to No. 8 Vanderbilt and defeated No. 4 Kentucky, No. 10 Princeton and No. 7 Utah.

CAROLINA BASKETBALL

- This is the 115th season of Carolina Basketball.
- The Tar Heels have won seven national championships (six NCAA Tournament titles), played in a record 21 Final Fours, won a record 133 NCAA Tournament games, played in the NCAA Tournament 53 times, been a No. 1 seed a record 18 times, won a record 33 regular-season ACC titles, won 18 ACC Tournament championships and have had 10 former players inducted in the Naismith Hall of Fame.
- Carolina has the second-highest winning percentage (.733) and third-most wins (2,380) in college basketball history.
- The Tar Heels are led by Hubert Davis, in his fourth season as head coach at his alma mater. The 2022 National Coach-of-the-Year winner and 2024 Atlantic Coast Conference Coach of the Year has led UNC to an 86-37 record.
- Davis' 78 wins through 2023-24 were the second most by a Carolina head coach and fourth most ever at a Power 4 Conference program after three years as a head coach.
- Carolina is the only major program in the country whose six coaches all played at their alma mater. Davis played for Hall of Famer Dean Smith from 1988-92. Jeff Lebo (1985-89) and Pat Sullivan (1990-95) also played at UNC for Smith, Brad Frederick played for Smith and Bill Guthridge (1996-99) and Sean May (2002-05) and Marcus Paige (2012-16) played for Hall of Famer Roy Williams.
- Vince Carter and Water Davis were inducted in the Naismith Hall of Fame in Springfield, Mass., in October. They are the 13th and 14th Tar Heels inducted, the second most among all college basketball programs (Kansas).
- They were the seventh and eighth inducted as players, which is more than any other college's alumni in the Hall's history.

TABLE OF CONTENTS

	page(s)
UNC vs. the ACC	4
All-Time Results vs. Notre Dame	5
ACC/NCAA Stat Rankings	6
UNC All-Time Stats, Historical Facts	6
UNC's Record When...	6
Roster	7
Schedule	8
Head Coach Hubert Davis	9-10
No. 0 – Ty Claude	11
No. 2 – James Brown	12
No. 3 – Elliot Cadeau	13
No. 4 – RJ Davis	14-16
RJ Davis in the Record Books	17
No. 5 – Cade Tyson	18
No. 7 – Seth Trimble	19
No. 9 – Drake Powell	20
No. 11 – Ian Jackson	21
No. 13 – Jalen Washington	22
No. 22 – Ven-Allen Lubin	23
No. 24 – Jae'Lyn Withers	24
Walk-on Bios	25
Career Highs	26
Postgame Notes	27-31
Box Scores	32-35
Game-by-Game Team Stats	36
Season Highs and Lows	37
Hubert Davis Era Highs and Lows	38
Miscellaneous Stats	39
Plus/Minus	40
Specialty Stats/Starters	41
Last Time It Happened	42-47
Carolina Basketball History, All-Time Scorers	48
Carolina Basketball History By the Numbers	49-50
Tar Heels in the AP Poll History	51
Single-Game UNC & Player Records	52-53
2024-25 Photo Roster	54
Media Information	55
2024-25 Statistics	56-57

- They were the ninth and 10th individuals who played collegiately for Dean Smith. No other coach has more former players inducted in the Naismith Hall of Fame.

TAR HEELS AND THE ACC

- Carolina is a charter member of the Atlantic Coast Conference.
- This is the 72nd season of ACC men's basketball.
- UNC has won the regular-season championship 33 times, including the 2023-24 season, when the Tar Heels went 17-3 to win the title outright for the 22nd time. Duke is second with 20 regular-season titles.
- The Tar Heels are 759-314 all-time in ACC regular-season play. The 759 wins are the most by any team.
- RJ Davis was the 2024 ACC Player of the Year and Hubert Davis was the Coach of the Year.
- RJ Davis is the first Player of the Year to return the following season since UNC's Tyler Hansbrough won the award in 2008 and came back for his senior season in 2009, when he led the Tar Heels to an NCAA title.

POINTS PER 100 POSSESSIONS

Opponent	Offensive Rating	Defensive Rating	Net
Elon, W	120.6	101.8	20.5
at Kansas, L	115.0	118.9	-3.9
American, W	144.2	74.1	70.1
at Hawai'i, W	127.4	101.1	26.3
vs. Dayton, W	118.5	115.9	2.6
vs. Auburn L	97.2	114.8	-17.6
vs. Michigan State, L	114.0	117.7	-3.7
Alabama, L	94.7	112.7	-18.0
Georgia Tech, W	89.2	85.3	3.9
La Salle, W	121.5	87.5	34.0
vs. Florida, L	107.1	114.8	-7.7
vs. UCLA, W	105.5	102.7	2.8
Campbell, W	136.6	114.1	22.5
at Louisville	93.0	110.3	-17.3

SECOND-HALF COMEBACKS

- Carolina's loss to Louisville included another second-half comeback from a double-digit deficit. The Cards led by 11 early in the half before the Tar Heels rallied to tie the game at 61 with more than eight minutes to play.
- It was the eighth time in 14 games UNC has faced a deficit of 10 or more points and the sixth time UNC has stormed back to either pull even or take the lead.
- In two of those games the Tar Heels came back to win, beating Dayton, 92-90, after trailing by 21 and UCLA, 76-64, after trailing by 16.
- On December 21 in New York, the Tar Heels trailed UCLA, 59-43, with 12:35 to play. The Tar Heels closed within five with 7:06 remaining, within a point 90 seconds later and finally drew even at 72 on Jalen Washington's second-chance bucket with 1:32 to play.
- Carolina took its first and only lead of the second half with 13.6 seconds to go on a pair of free throws by RJ Davis.
- The UCLA game was the seventh time the Tar

Heels fell behind by double digits in the first half.

- This is the first time since 2011 the Tar Heels have rallied for two wins when trailing by at least 15 points. In 2011, UNC overcame a 19-point deficit to Miami and a 16-point deficit against Virginia Tech.

– Kansas took its first double-digit lead with 9:27 left in the first half, extended the lead to 20 later in the half and led by 15 at the break. Led by three 3FGs by Jae'Lyn Withers, Carolina took its first lead of the second half with 7:09 to play and led, 87-83, with 3:15 to play. The Jayhawks closed the game on a 9-2 run to win, 92-89.

– Carolina led Dayton, 18-17, nine minutes into the game. The Flyers out-scored UNC, 34-15, over the final 11 minutes of the half for an 18-point lead, which Dayton extended to 21 points early in the second half. The Tar Heels still trailed by double figures with 11 minutes to play, took their first lead on an RJ Davis three with 1:52 remaining and won the game on a three by Drake Powell with 1:13 left.

–The comeback win from 21 down tied the largest second-half comeback in UNC history (21 vs. Florida State in 1993) and was one point shy of the largest comeback win in any game in UNC history (22 vs. Wake Forest in 1992).

– Two days later in Maui, Michigan State raced to a 10-2 lead, pushed the margin to 14 with 3:05 left in the half and led by nine at the break. The Tar Heels took their only lead of the second half on a Powell drive with 13:25 to play. Seth Trimble's three with four seconds to play sent the game to overtime, where the Spartans prevailed, 94-91.

– Florida jumped out to an early 16-6 lead and led by as much as 17 in the first half before Carolina scored the final four points of the opening period to cut the lead to a dozen. The Tar Heels

opened the second half on an 11-0 run, took a 70-68 lead on a Trimble three-point play with 7:50 to play and led by four (81-77) at the 4:00 timeout. The Gators then outscored UNC 13-3, including eight second-chance points, for a 90-84 win.

NOTABLE

- Junior guard Seth Trimble has missed the last two games due to an upper body injury he suffered in practice on December 28.
- Carolina has scored 154 more points in the second half than in the first (11.0 more per game).
- The Tar Heels have scored more points in the second half in each of the last 13 games. The win over Elon in the season opener is the only game to date Carolina scored more points in the first half (51-39).
- The Tar Heels are averaging 36.9 first-half points (while allowing 38.9) and 47.9 in the second half (allowing 39.9).
- Including the Louisville game, Carolina has shot a higher field goal percentage in the second half than it did in the first in 13 of the first 14 games (only against Georgia Tech did UNC shoot better in the first half).
- Carolina shot 32.4% in the first half at Louisville and 50% in the second.
- Carolina has shot 50% from the floor four times in the first half (vs. American, Michigan State, La Salle and Campbell) and 10 times in the second half (vs. Kansas, American, Hawai'i, Dayton, Michigan State, La Salle, Florida, UCLA, Campbell and at Louisville). That includes three second-half performances when UNC shot better than 62% from the floor (vs. American, Florida and Campbell).
- The Tar Heels have shot a combined 54.8% from the floor in the second halves of their last five games (La Salle, Florida, UCLA, Campbell

TAR HEELS VS. THE ACC

Opponent	ACC Years	All Games		As ACC Member		Home		Smith Center		Away		Neutral		ACC Tour		Strk	Last 10
		W-L	Pct	W-L	Pct	W-L	Pct	W-L	Pct	W-L	Pct	W-L	Pct	W-L	Pct		
Boston College	2005- (19)	23-6	.793	21-5	.808	8-3	.727	8-3	.727	10-1	.909	5-2	.714	3-1	.750	W5	9-1
Cal	first	4-1	.800	–	–	2-0	1.000	1-0	1.000	1-1	.500	1-0	1.000	–	–	L1	4-1
(Haas Pavilion [named Harmon Gym when UNC played there in 1972-73])																	
Clemson	1953- (71)	136-24	.850	121-22	.846	60-2	.968	29-2	.935	42-18	.700	34-4	.895	15-1	.938	L1	6-4
(Littlejohn Coliseum)																	
Duke	1953- (71)	145-117	.553	100-82	.549	66-39	.629	21-18	.538	51-56	.477	28-22	.560	9-14	.391	W2	6-4
(Cameron Indoor Stadium)																	
Florida State	1991- (33)	53-16	.768	43-15	.741	24-4	.857	21-4	.840	19-8	.704	13-4	.765	6-3	.667	W5	7-3
Georgia Tech	1979- (45)	73-28	.723	59-26	.694	33-6	.846	28-5	.848	23-16	.590	17-6	.739	4-5	.444	W1	6-4
(McCamish Pavilion/Alexander Memorial Coliseum)																	
Louisville	2014- (10)	20-8	.714	11-5	.688	6-1	.857	6-1	.857	4-6	.400	10-1	.909	2-0	1.000	L1	7-3
(KFC Yum! Center)																	
Miami	2004- (20)	28-10	.737	21-9	.700	13-5	.722	13-5	.722	11-4	.733	4-1	.800	3-1	.750	W2	7-3
(Watsco Center)																	
NC State	1953- (71)	166-81	.672	119-51	.700	82-23	.781	31-7	.816	69-48	.590	15-10	.600	12-5	.706	L1	7-3
(PNC Arena)																	
Notre Dame	2013- (11)	30-9	.769	14-5	.737	10-1	.909	9-1	.900	6-4	.600	14-4	.778	2-1	.667	W3	8-2
(Joyce Center)																	
Pitt	2013- (11)	17-8	.680	10-7	.588	7-3	.700	6-3	.667	7-3	.700	3-2	.600	2-1	.667	W2	5-5
(Petersen Center)																	
SMU	first	2-1	.667	–	–	1-0	1.000	1-0	1.000	1-0	1.000	0-1	.000	–	–	W2	2-1
(Moody Coliseum)																	
Stanford	first	13-0	1.000	–	–	3-0	1.000	2-0	1.000	2-0	1.000	8-0	1.000	–	–	W13	10-0
Syracuse	2013- (11)	17-7	.708	13-4	.765	7-0	1.000	7-0	1.000	5-3	.625	5-4	.556	1-1	.500	L1	7-3
Virginia	1953- (71)	135-62	.685	107-43	.713	68-9	.883	26-6	.813	45-38	.542	22-15	.595	14-5	.737	W1	4-6
(John Paul Jones Arena)																	
Virginia Tech	2004- (20)	73-17	.811	20-7	.741	34-6	.850	9-1	.900	22-7	.759	17-4	.810	4-1	.800	W1	6-4
(Cassell Coliseum)																	
Wake Forest	1953- (71)	165-69	.705	107-48	.690	81-18	.818	26-5	.839	55-34	.618	29-17	.630	13-8	.619	W1	7-3
(Lawrence Joel Veteran Memorial Coliseum)																	

NCAA Tournament: Boston College (UNC leads 2-1), California (1-0), Duke (1-0), Florida State (0-1), Louisville (2-1), Notre Dame (4-0), Pitt (1-1), Stanford (1-0), Syracuse (2-2), Virginia (1-0)

and Louisville). UNC has made 87 of 149 field goal attempts in the second half in those five games.

- The Tar Heels are 20th in the country in scoring at 85.4 points per game but 329th in scoring defense (79.6).
- However, factoring in the number of possessions, Carolina is 26th in the country in offensive efficiency and 66th in defensive efficiency.
- Carolina's two lowest offensive efficiency games have come in its two ACC starts – a season-low 89.2 in the win over Georgia Tech and 93.0 in the loss at Louisville. For the season, the Tar Heels average 117.9 points per 100 possessions.
- Carolina has allowed 17.6 more points in its six losses (89.7) than the opponents have averaged in UNC's eight wins (72.1).
- UNC has allowed 90 or more points four times in 14 games. Opponents had only scored 90 or more six times in the previous three seasons. Four is the most in a season since 2001-02 (five times).
- Carolina is attempting 23.7 three-pointers per game, the second-most attempts in UNC single-season history. In 2028-19, a team that featured Coby White, Cameron Johnson and Luke Maye, the Tar Heels averaged 23.94 three-point attempts, the most in UNC history.
- Over the last six games UNC is 47 for 178 (26.4%) from three-point range.
- Carolina is averaging 20.1 made free throws in its eight wins and 21.5 free throw attempts in the six losses.
- RJ Davis leads Carolina in scoring at 18.4 points per game. Davis is the only Tar Heel that has scored in double figures in all 14 games.
- Davis and freshman Ian Jackson are the only players to make a three in every game in which they played (all 14 for Davis and 13 for Jackson).
- Davis is averaging 15.5 field goal attempts per game. Last year, he averaged 16.4.
- Carolina's top four scorers are guards – Davis (18.4), Seth Trimble (14.8), Jackson (13.9) and Elliot Cadeau (10.7).
- Trimble set career scoring highs in each of the first two games this season (15 vs. Elon and 19 at Kansas) then surpassed those with a 27-point double-double in the comeback win over Dayton.
- When Cade Tyson scored a game-high 23 points against La Salle, he became the seventh different Tar Heel to lead UNC in scoring this season. Last year, only four Tar Heels led Carolina in scoring.

MORE MILESTONES FOR RJ

- RJ Davis is the third-leading scorer in Carolina's illustrious history with 2,345 points. He needs three points to pass Armando Bacot, who also played in five seasons, for second.
- He broke the UNC career record for three-pointers (304) and has the highest free throw percentage ever by a Tar Heel (85.8%).
- RJ Davis' 29-point outing vs. Florida on December 17 in Charlotte moved him into third place in UNC career scoring and first place all-time among guards.
- Not only did he break the career mark for threes against Campbell, he also moved into 10th place all-time in ACC scoring.
- He finished his fourth season as the fifth-leading scorer in Carolina history and has passed Sam Perkins and Phil Ford thus far this season.

POINTS – CAREER, UNC

Player	Years	Points
Tyler Hansbrough	2005-09	2,872
Armando Bacot	2019-24	2,347
RJ Davis	2020-	2,345
Phil Ford	1974-78	2,290
Sam Perkins	1980-84	2,145

THREE-POINTERS – CAREER, UNC

Player	Years	3FGs
RJ Davis	2020-	304
Marcus Paige	2013-16	299
Joel Berry II	2014-18	266
Shammond Williams	1994-98	233
Wayne Ellington	2006-09	229

- Davis' career scoring average is 15.4, the eighth-highest by a Tar Heel guard.
- Last year, Davis became the 19th Tar Heel to earn consensus first-team All-America honors. Those 19 players have won consensus first-team All-America honors a total of 28 times.
- Davis joined Lennie Rosenbluth in 1957, Phil Ford in 1978, Michael Jordan in 1983 and 1984, Kenny Smith in 1987, Jerry Stackhouse in 1995, Antawn Jamison in 1998, Joseph Forte in 2001 and Tyler Hansbrough in 2008 and 2009 as the only Tar Heels to make first-team All-America on each of the teams the NCAA recognizes to determine consensus first-team All-America.
- Davis was the 15th Tar Heel to win ACC Player-of-the-Year honors, the first since Justin Jackson in 2016-17. It is the 16th time a Tar Heel has won the award (Larry Miller won twice).

SMITH CENTER

- This is the 40th season the Tar Heels are playing in the Dean E. Smith Center.
- Carolina is 5-1 in the Smith Center this season and 482-88 (.845) all-time.
- The Tar Heels are 232-19 all-time against non-ACC opponents in the Smith Center (.924). Carolina's 19-game winning streak against non-conference teams in the Smith Center ended with the 94-79 loss to Alabama on December 4.

NOVEMBER SIGNEES

- Carolina signed Isaiah Denis of Concord, N.C., and Derek Dixon of Vienna, Va.
- Denis is a 6-5 guard at Davidson Day High School in Davidson, N.C. His parents are Nancy Denis and Frantz Denis, and he plays AAU for CP3.
- Dixon, the son of John and Kari Dixon, is a 6-3 guard at Gonzaga College High School in Washington, D.C. He also plays AAU for Team Takeover.

ROSENBLUTH A COLLEGE HALL OF FAMER

- Lennie Rosenbluth, a prolific scorer who led the 1956-57 Tar Heels to a 32-0 record and UNC's first NCAA Tournament championship, is one of eight individuals elected to join the Collegiate Basketball Hall of Fame in the Class of 2024.
- Rosenbluth is the 15th Tar Heel to become a member of the Collegiate Basketball Hall of Fame, joining Dean Smith (inaugural class in 2006), Larry Brown, Ben Carnevale, Billy Cunningham, Bob McAdoo, Frank McGuire, James Worthy and Roy Williams (all in the Class of 2007), Phil Ford (2012), Charlie Scott (2015), Sam Perkins (2018), Antawn Jamison (2021), Larry Miller (2022) and Tyler Hansbrough (2023).

- Rosenbluth set the ACC career scoring record with 2,045 points (since broken) and still maintains single-season UNC records for points (897) and scoring average (28.0), both set in 1956-57. He easily holds the highest career scoring average by a Tar Heel at 26.9 points per game, set in 76 games over three seasons from 1954-57.
- Joining Rosenbluth in the Class of '24 are six players and one coach (Jack Hartman, most notably at Kansas State). The players include Dave Meyers (UCLA), Sihugo Green (Duquesne), Wayne Estes (Utah State), Sam Lacey (New Mexico State), John Rudometkin (USC) and Tom Stith (St. Bonaventure).



ALL-TIME RESULTS VS. NOTRE DAME



UNC LEADS, 30-9

Date	W-L	NC	UND	Site	Rank	Coach
2-15-58	L	70	89	Chicago, Chicago Stadium	11/-	FM
12-19-58	W	81	77	Louisville, Freedom Hall Blue Grass Festival	10/17	FM
1-3-59	W	69	54	Charlotte Coliseum	3/-	FM
1-2-60	W	75	65	Charlotte Coliseum	—	FM
1-7-61	W	73	71	Charlotte Coliseum	6/-	FM
1-6-62	W	99	80	Charlotte Coliseum	—	DES
1-5-63	W (ot)	76	68	away, Notre Dame Fieldhouse	—	DES
1-4-64	W	78	68	Greensboro Coliseum	—	DES
2-19-72	W	99	74	New York, MSG	3/-	DES
3-24-73	L	71	78	New York, MSG, NIT	11/-	DES
3-17-77	W	79	77	College Park, Cole FH, NCAAe	5/10	DES
3-16-85	W	60	58	at South Bend, A&CC, NCAAe	7/-	DES
1-26-86	W	73	61	home, Smith Center	1/16	DES
2-1-87	L	58	60	away, Athletic & Convocation Center	1/-	DES
3-19-87	W	74	68	Meadowlands, NCAAe	2/18	DES
1-5-91	W	82	47	Meadowlands	7/-	DES
1-11-92	L	76	88	New York, MSG	8/-	DES
2-23-93	W	85	56	home, Smith Center	3/-	DES
2-23-94	W	80	71	away, Joyce Center	4/-	DES
11-26-08	W	102	87	Maui Invitational, Lahaina CC	1/8	RW
2-8-14	W	73	62	away, Joyce Center	—	RW
3-3-14	W	63	61	home, Smith Center	—	RW
1-5-15	L	70	71	home, Smith Center	18/13	RW
3-14-15	L	82	90	Greensboro Coliseum, ACC	19/11	RW
2-6-16	L	76	80	away, Joyce Center	2/-	RW
3-11-16	W	78	47	Verizon Center, Washington, DC, ACC	7/-	RW
3-27-16	W	88	74	Wells Fargo Ctr, Philadelphia, NCAAe	3/-	RW
2-5-17	W	83	76	home, Greensboro Coliseum	12/20	RW
1-13-18	W	69	68	away, Joyce Center	20/-	RW
2-12-18	W	83	66	home, Smith Center	14/-	RW
1-15-19	W	75	69	home, Smith Center	13/-	RW
11-6-19	W	76	65	home, Smith Center	9/-	RW
2-17-20	L	76	77	away, Joyce Center	—	RW
1-5-21	W	66	65	home, Smith Center	—	RW
3-10-21	W	101	59	Greensboro Coliseum, ACC	—	RW
1-5-22	L	73	78	away, Joyce Center	—	HD
1-7-23	W	81	64	home, Smith Center	—	HD
2-22-23	W	63	59	away, Joyce Center	—	HD
3-5-24	W	84	51	home, Smith Center	7/-	HD

UNC at home— 10-1

UNC at Smith Center— 9-1

UNC on the road— 6-4

UNC at neutral sites— 14-4

Dean Smith vs. Notre Dame— 11-3

Roy Williams vs. Notre Dame— 12-4

Hubert Davis vs. Notre Dame— 3-1

UNC Largest Win— 35 (82-47, 1990-91)

UNC Largest Loss— 19 (70-89, 1957-58)

UNC Most Points— 102 (102-87, 2008-09)

Notre Dame - 51		Record: 12-18 (7-12)													Shooting By Period		
NO.	Name	Min	FG M-A	3P M-A	FT M-A	Rebounds OR DR TOT	Fouls PF FD	TP	AS	TO	ST	Blocks BS BA	+	1 st	2 nd	3 rd	GM
0	Carey Booth	26:18	2-9	1-4	0-0	1 4 5	1 0 5	0	1	0	2	0	-28	3PT%	1-8	12.5%	
13	Tae Davis	20:51	4-11	1-1	2-4	3 3 6	3 3 11	0	1	0	1	1	-19	FT%	2-4	50%	
14	Kebba Njie	15:40	1-4	0-0	1-2	2 1 3	4 2 3	0	3	0	0	0	-14	2 nd FG%	7-28	25.0%	
3	Markus Burton	34:45	3-11	0-3	3-4	0 3 3	3 6 9	4	4	2	0	0	-37	3PT%	4-11	36.4%	
11	Braeden Shrewsbury	30:21	4-9	1-5	0-0	0 4 4	1 0 9	2	0	0	0	0	-24	FT%	8-12	66.7%	
1	Julian Floper II	07:24	0-3	0-0	0-0	1 0 1	1 0 0	0	1	0	1	1	-2	GM FG%	18-59	30.5%	
25	Matt Zona	18:04	1-3	0-2	0-2	1 5 6	1 2 2	0	1	0	0	0	-15	3PT%	5-19	26.3%	
2	Logan Imes	16:50	0-1	0-1	2-2	0 2 2	1 2 2	0	1	0	0	0	-28	FT%	10-16	62.5%	
20	J.R. Konieczny	20:17	2-3	1-1	2-2	1 2 3	2 1 7	1	1	0	0	0	-9	Dead Ball Rebounds:	3-0		
4	Alex Wade	03:15	0-1	0-0	0-0	0 0 0	0 0 0	0	1	0	0	0	1				
5	Raheem Bratton	02:05	0-3	0-1	0-0	0 0 0	0 0 0	0	0	0	0	0	1				
10	JT Kelly	02:05	1-1	1-1	0-0	1 0 1	0 0 3	0	0	0	0	0	3				
22	Thomas Crowe	02:05	0-0	0-0	0-0	0 0 0	0 0 0	0	0	0	0	0	3				
Team						2 3 5											
Totals		18:59	5-19	10-16	12 27 39	17 16 51	8	12	2	4	6	-33					

North Carolina - 84		Record: 24-6 (16-3)													Shooting By Period		
NO.	Name	Min	FG M-A	3P M-A	FT M-A	Rebounds OR DR TOT	Fouls PF FD	TP	AS	TO	ST	Blocks BS BA	+	1 st	2 nd	3 rd	GM
5	Armando Bacot	25:28	4-8	2-2	4-6	2 3 5	3 4 14	1	3	0	1	0	35	3PT%	4-9	44.4%	
34	Duwe Farris	04:25	0-0	0-0	0-0	0 1 1	0 0 0	0	0	0	0	0	-2	FT%	5-8	62.5%	
4	RJ Davis	31:04	9-15	4-6	0-1	0 4 4	2 3 22	6	1	1	1	1	43	2 nd FG%	16-40	40.0%	
14	Creighton Lebo	04:25	0-4	0-2	0-0	0 0 0	0 0 0	0	0	0	0	0	-2	3PT%	7-20	35.0%	
22	Rob Landry	04:25	0-1	0-0	0-0	1 1 0	0 0 0	0	0	0	0	0	-2	FT%	4-7	57.1%	
2	Elliot Cadeau	23:39	2-4	0-0	1-1	1 4 5	3 1 4	2	2	3	0	1	26	GM FG%	32-71	45.1%	
3	Cormac Ryan	30:53	4-9	2-5	4-6	1 4 5	1 4 14	1	0	0	0	0	36	3PT%	11-29	37.9%	
55	Harrison Ingram	30:44	5-16	1-8	0-0	6 8 14	0 1 11	4	0	1	0	1	34	FT%	9-15	60.0%	
7	Seth Trimble	15:41	3-5	0-2	0-0	0 0 0	2 2 6	0	0	0	0	0	2	Dead Ball Rebounds:	3-0		
13	Jalen Washington	11:25	4-5	2-2	0-0	1 4 5	2 0 10	0	0	0	0	2	1				
24	Jae'Lyn Withers	06:22	1-2	0-0	1-1	0 0 0	2 1 3	0	0	0	1	0	-1				
8	Paxson Wojcik	05:15	0-1	0-1	0-0	2 0 2	0 1 0	0	0	0	0	0	2				
1	Zaydon High	03:07	0-1	0-1	0-0	1 1 2	0 0 0	0	0	0	0	0	-4				
32	James Okonkwo	03:07	0-0	0-0	0-0	0 1 1	1 0 0	0	0	0	0	2	-4				
Team						1 1 2											
Totals		32:71	11-29	9-15	15 32 47	16 17 84	14	6	6	6	4	33					

Biggest lead		ND	UNC	Points from		ND	UNC	Period by Period Scoring			
0 (1 st 20:00)		38 (2 nd 3:14)	Turnovers		3	18	1 st	2 nd	TOT		
Best Scoring Run		6 (2 nd 7:56)	19 (2 nd 15:02)	Paint		22	30	ND	25	26	51
Lead Changes		0		Second Chance		13	11	UNC	41	43	84
Times Tied		1		Fast Breaks		6	11				
Time with Lead		00:00	38:44	Bench		14	48				

UNC'S RECORD WHEN ... UNDER HUBERT DAVIS

	2024-25	Total
Home	5-1	46-7
Away	1-2	21-14
Neutral	2-3	19-16
Overtime	0-1	4-3
Leads at Half	6-0	63-7
Trails at Half	2-6	19-28
Tied at Half		4-2
UNC shoots 50% or better FG	5-1	28-1
UNC shoots 40-49.9% FG	2-5	47-21
UNC shoots under 40% FG	1-0	11-15
Opponents shoot 50% or better FG	0-1	4-12
Opponents shoot 40-49.9% FG	4-5	44-21
Opponents shoot under 40% FG	4-0	38-4
UNC has more rebounds	7-2	78-22
Opponents have more rebounds	1-4	8-14
Teams have same rebounds		0-1
UNC has more offensive rebounds	4-1	60-23
Opponents have more offensive rebounds	4-5	22-13
Teams have same offensive rebounds		4-1
UNC has more turnovers	3-3	41-23
Opponents have more turnovers	4-3	35-13
Teams have same number of turnovers	1-0	10-1
UNC scores 80 or more points	6-3	50-9
UNC scores less than 80 points	2-3	36-28
UNC scores 90 or more points	5-1	26-2
UNC scores 100 or more points	1-0	7-1
Opponents score 80 or more points	2-6	14-23
Opponents score less than 80 points	6-0	72-14
Opponents score 90 or more points	1-4	2-9
Opponents score 100 or more points		0-1
OVERALL RECORD	8-6	86-37

CURRENT STREAKS

Overall	Lost 1
Home	Won 3
Road	Lost 1
Neutral Site	Won 1
vs. ACC Opponents (all games)	Lost 1
vs. Home Non-ACC	Won 2
vs. Home ACC	Won 5
vs. Road Non-ACC	Won 1
vs. Road ACC	Lost 1
AP-ranked opponents	Won 1
Overtime	Lost 2
UNC Scores 100 Points	Won 5
UNC Scores 90 Points	Won 2
UNC Scores 80 Points	Won 1
UNC Scores Fewer than 80 Points	Lost 1
UNC Scores Fewer than 70 Points	Won 4
UNC Scores Fewer than 60 Points	Won 1
Opponents Score 80 or More Points	Lost 1
Opponents Score Fewer Than 80 Points	Won 15
Opponents Score Fewer Than 70 Points	Won 21
Opponents Score Fewer Than 60 Points	Won 23
UNC Leads at the Half	Won 6
Tied at the Half	Won 1
UNC Trails at the Half	Lost 1
UNC Shoots 50% Field Goals	Won 2
UNC Shoots Under 40% Field Goals	Won 1
Opponents Shoot 50% Field Goals	Lost 3
Opponents Shoot Under 40% Field Goals	Won 9
UNC Makes 7 or More 3FGs	Won 3
UNC Makes 10 or More 3FGs	Won 2
Opponents Make 10 or More 3FGs	Lost 1
UNC Makes More 3FGs	Lost 3
Opponents Makes More 3FGs	Lost 1
UNC Makes 20 Free Throws	Won 4
UNC Makes More Free Throws	Won 5
Opponents Make More Free Throws	Lost 6
UNC Has More Rebounds	Won 4
Opponents Have More Rebounds	Lost 4
UNC Has More Turnovers	Lost 1
Opponents Have More Turnovers	Lost 1

ACC & NCAA TEAM STAT RANKINGS

Category	Value	NCAA	ACC
Scoring	85.4	20	2
Scoring Defense	79.6	329	18
Scoring Margin	+5.8	157	9
FG%	.471	95	5
3FG%	.316	276	14
3FGs	7.5	212	13
3FG Attempts	23.7	158	7
FT%	.746	92	8
Free Throws	18.4	21	2
Free Throw Attempts	24.7	23	3
FG% Defense	.430	188	10
3FG% Defense	.347	258	13
Rebounds/Game	38.5	82	4
Offensive Reb/Game	10.0	234	14
Rebound Margin	+2.0	186	14
Assists/Game	14.1	174	9
Turnovers/Game	11.1	83	8
Assist/Turnovers	1.3	126	8
Turnovers Forced/Game	11.6	252	12

ALL-TIME RECORDS/RANKINGS

Seasons: 2024-25 is the 115th
 All-Time: 2380-866 (.733)
 ACC Regular-Season: 759-314 (.707)
 All-Time Home: 1,056-199 (.841)
 Dean E. Smith Center: 482-88 (.846)
 Smith Center ACC: 250-69 (.784)
 Smith Center Non-Conference: 232-19 (.924)

	National Rank	Total
Wins	3rd	2,380
Winning Percentage	2nd	.733
NCAA Tournament Titles	3rd	6
Final Fours	1st	21
NCAA Tournaments	2nd	53
NCAA Tournament No. 1 Seeds	1st	18
NCAA Tournament Games	2nd	183
NCAA Tournament Wins	1st	133
NCAA Tournament Win Pct.	2nd	.727
ACC Regular-Season Titles	1st	33
ACC Regular-Season Wins	1st	759
ACC Tournament Titles	2nd	18
ACC Tournament Finals	1st	36
ACC Tournament Wins	2nd	108
Ranked in Final AP Poll	2nd	52
No. 1 in Final AP Poll	4th	6
Top 5 in Final AP Poll	T-2nd	24
Top 10 Final AP Poll	3rd	39
Weeks in AP Poll	2nd	962
Weeks in Top 5 AP Poll	2nd	442
Weeks in Top 10 AP Poll	3rd	708
Wins over AP No. 1	1st	14
NBA First-Round Draft Picks	3rd	54
NBA Draft Picks	3rd	118
1,000-Point Scorers	1st	81
Olympic Gold Medalists	2nd	10
Naismith Hall of Famers	2nd	14

UNC'S RECORD THIS SEASON WHEN...

	2024-25	Career
Six players score in double figures	0-1	
Five players score in double figures	2-1	
Four players score in double figures	3-2	
Three players score in double figures	3-2	
Two players score in double figures		
One player scores in double figures		
Davis scores in double figures	8-6	82-38
Cadeau scores in double figures	5-4	12-4
Jackson scores in double figures	4-5	4-5
Lubin scores in double figures	2-1	-
Powell scores in double figures	1-2	1-2
Trimble scores in double figures	8-3	15-3
Tyson scores in double figures	2-0	-
Washington scores in double figures	2-0	6-1
Withers scores in double figures	2-1	6-1
Cadeau leads UNC in scoring	1-0	1-0
Davis leads UNC in scoring	3-1	34-15
Jackson leads in scoring	2-2	2-2
Powell leads UNC in scoring	0-1	0-1
Trimble leads UNC in scoring	1-2	1-2
Tyson leads UNC in scoring	1-0	-
Washington leads UNC in scoring	1-0	1-0
Withers w/10 or more rebounds	1-0	3-0
Cadeau has a double-double	1-0	1-0
Davis has a double-double		4-1
Trimble has a double-double	1-0	1-0
Withers has a double-double	1-0	3-0
Two Tar Heels have double-doubles		
Three players score 20 points		
Two or more players score 20 points	2-0	-
Davis scores 20 or more points	2-1	30-9
Jackson scores 20 or more points	2-2	2-2
Trimble scores 20 or more points	1-0	1-0
Tyson scores 20 or more points	1-0	-
Davis scores 30 points	1-0	5-1
Davis scores 40 points		1-0
Davis w/20+ points and 5+ assists	3-0	15-2
Davis w/more assists than turnovers	7-4	75-26
Davis w/more turnovers than assists	0-1	17-13
Davis w/five or more assists	4-1	32-8
Cadeau w/more assists than turnovers	5-5	26-11
Cadeau w/more turnovers than assists	2-0	8-1
Cadeau w/five or more assists	6-4	16-9
Trimble w/5 or more assists		1-0
Cadeau makes multiple 3FGs	1-1	2-2
Davis makes multiple 3FGs	7-2	67-21
Jackson makes multiple 3FGs	2-4	2-4
Powell makes multiple 3FGs	2-1	2-1
Trimble makes multiple 3FGs	2-1	3-2
Tyson makes multiple 3FGs	2-0	-
Washington makes multiple 3FGs		3-0
Withers makes multiple 3FGs	1-1	1-1
Cadeau, Davis, Trimble make 3FGs	1-1	2-1

2024-25

UNC scores more 2nd chance points	5-2
Opponents scores more 2nd chance points	3-3
2nd chance points equal	0-1
UNC scores more points off turnovers	5-3
Opponents scores more points off turnovers	3-3
Points off turnovers equal	
UNC scores more fastbreak points	6-5
Opponents scores more fastbreak points	1-0
Fastbreak points equal	1-1
UNC scores more points in the paint	7-3
Opponents scores more points in the paint	0-3
Points in the paint equal	1-0
UNC scores more bench points	4-1
Opponents scores more bench points	4-3
Bench points equal	0-2



2024-25 ROSTERS



ALPHABETICAL

No.	Player	Yr.	Pos.	Ht.	Wt.	Date of Birth	Hometown	Previous College/High School
2	James Brown	Fr.	F	6-10	215	11/16/05	Aurora, Ill.	Link Academy (Branson, Mo.)
3	Elliot Cadeau	So.	G	6-1	180	9/4/04	West Orange, N.J.	Link Academy (Branson, Mo.)
0	Ty Claude	Gr.	F	6-7	230	7/24/00	Goldsboro, N.C.	Georgia Tech/Moravian Prep (Hudson, N.C.)
6	Elijah Davis	Sr.	G/F	6-3	215	4/1/02	Chapel Hill, N.C.	Lynchburg/Jordan (Durham, N.C.)
4	RJ Davis	Gr.	G	6-0	180	10/21/01	White Plains, N.Y.	Archbishop Stepinac
14	Russell Hawkins	So.	G	6-1	175	11/4/04	Charlotte, N.C.	Mallard Creek
15	John Holbrook	Fr.	F	6-8	230	12/22/05	Hickory, N.C.	Hickory
11	Ian Jackson	Fr.	G	6-4	190	2/14/05	The Bronx, N.Y.	Our Saviour Lutheran
22	Ven-Allen Lubin	Jr.	F	6-8	230	1/23/04	Orlando, Fla.	Vanderbilt/Orlando Christian
30	Dante Mayo Jr.	Fr.	G	6-1	175	4/25/06	Gaithersburg, Md.	Richard Montgomery (Rockville, Md.)
9	Drake Powell	Fr.	G/F	6-6	195	9/8/05	Pittsboro, N.C.	Northwood
7	Seth Trimble	Jr.	G	6-3	195	8/9/04	Menomonee Falls, Wis.	Menomonee Falls
5	Cade Tyson	Jr.	G/F	6-7	200	8/11/03	Monroe, N.C.	Belmont/Carmel Christian (Matthews, N.C.)
13	Jalen Washington	Jr.	F	6-10	235	2/21/04	Gary, Ind.	West Side Leadership Academy
24	Jae'Lyn Withers	Gr.	F	6-9	220	12/20/00	Charlotte, N.C.	Louisville/North Mecklenburg (Huntersville, N.C.)

Head Coach: Hubert Davis (13th year at UNC, 4th year as head coach)

Assistant Coaches: Brad Frederick (12th year at UNC, 8th year as assistant coach); Jeff Lebo (4th year at UNC); Sean May (10th year at UNC, 4th year as assistant coach), Pat Sullivan (8th season at UNC), Marcus Paige (2nd season at UNC, 1st as JV coach)

Director of Operations: Eric Hoots (20th year)

Director of Strength and Conditioning: Jonas Sahratian (21st year)

Athletics Trainer: Doug Halverson (12th year)

Assistant to the Director of Operations: Kiersten Steinbacher

Graduate Managers: Creighton Lebo, Beau Maye

Student Managers: Ragan Copeland (head manager), James Rolf Blizzard, Jordan Carrier, Steven Dallas, Zach Dunn, Will Gurganious, Caroline Gwaltney, Avery Wilkerson

NUMERICAL

No.	Player	Yr.	Pos.	Ht.	Wt.	Date of Birth	Hometown	Previous College/High School
0	Ty Claude	Gr.	F	6-7	230	7/24/00	Goldsboro, N.C.	Georgia Tech/Moravian Prep (Hudson, N.C.)
2	James Brown	Fr.	F	6-10	215	11/16/05	Aurora, Ill.	Link Academy (Branson, Mo.)
3	Elliot Cadeau	So.	G	6-1	180	9/4/04	West Orange, N.J.	Link Academy (Branson, Mo.)
4	RJ Davis	Gr.	G	6-0	180	10/21/01	White Plains, N.Y.	Archbishop Stepinac
5	Cade Tyson	Jr.	G/F	6-7	200	8/11/03	Monroe, N.C.	Belmont/Carmel Christian (Matthews, N.C.)
6	Elijah Davis	Sr.	G/F	6-3	215	4/1/02	Chapel Hill, N.C.	Lynchburg/Jordan (Durham, N.C.)
7	Seth Trimble	Jr.	G	6-3	195	8/9/04	Menomonee Falls, Wis.	Menomonee Falls
9	Drake Powell	Fr.	G/F	6-6	195	9/8/05	Pittsboro, N.C.	Northwood
11	Ian Jackson	Fr.	G	6-4	190	2/14/05	The Bronx, N.Y.	Our Saviour Lutheran
13	Jalen Washington	Jr.	F	6-10	235	2/21/04	Gary, Ind.	West Side Leadership Academy
14	Russell Hawkins	So.	G	6-1	175	11/4/04	Charlotte, N.C.	Mallard Creek
15	John Holbrook	Fr.	F	6-8	230	12/22/05	Hickory, N.C.	Hickory
22	Ven-Allen Lubin	Jr.	F	6-8	230	1/23/04	Orlando, Fla.	Vanderbilt/Orlando Christian
24	Jae'Lyn Withers	Gr.	F	6-9	220	12/20/00	Charlotte, N.C.	Louisville/North Mecklenburg (Huntersville, N.C.)
30	Dante Mayo Jr.	Fr.	G	6-1	175	4/25/06	Gaithersburg, Md.	Richard Montgomery (Rockville, Md.)

note: heights listed are based on measurements wearing basketball shoes and, in some cases, orthotics

PRONUNCIATIONS

Players

Elliot Cadeau (kuh-DOE)

Tyzhaun Claude (tie-ZHON clawed) prefers Ty

Ven-Allen Lubin (LEW-bin)

Jalen Washington (JAY-linn)

Jae'Lyn Withers (JAY-linn)

Staff

Jeff Lebo (LEE-boe)

Jonas Sahratian (JOE-nus suh-RAY-shun)

Hometown

Seth Trimble– Menomonee Falls, Wis. (muh-NAH-muh-nee)

SOCIAL MEDIA

James Brown

Elliot Cadeau

Ty Claude

Elijah Davis

RJ Davis

John Holbrook

Ian Jackson

Ven-Allen Lubin

Dante Mayo Jr.

Drake Powell

Seth Trimble

Cade Tyson

Jalen Washington

Jae'Lyn Withers

X (TWITTER)

@JamesBrownUNC13

@ElliotCadeau

@tyclaud0

@ariidavis_

@John_Holbrook

@LubinVen

@3d_baller

@powellxdrake

@sethtrimble1

@cade_tyson

@jalen_w13

@jaelynwithers

INSTAGRAM

jamesbrown.13

eillio

elijahdavis

ariidavis_

johnholbrook

captainjack.22

venlubin._

dante_mayoo

drakepoww

sethtrim

cadetyson

w._jalen

jaelynwithers



2024-25 SCHEDULE



DAY	DATE	OPPONENT	SITE	TIME/RESULTS	TV
Mon	Nov 4	Elon	Chapel Hill	W, 90-76 (1-0)	ACC Network
Fri	Nov 8	at Kansas (Allen Fieldhouse)	Lawrence, Kan.	L, 89-92 (1-1)	ESPN2
Fri	Nov 15	American	Chapel Hill	W, 107-55 (2-1)	ACC Network
Fri	Nov 22	at Hawai'i (SimpliFi Arena at Stan Sheriff Center)	Honolulu, Hawai'i	W, 87-69 (3-1)	ESPN2
Maui Invitational (Lahaina Civic Center)					
Mon	Nov 25	vs. Dayton	Lahaina, Maui, Hawai'i	W, 92-90 (4-1)	ESPN2
Tue	Nov 26	vs. Auburn	Lahaina, Maui, Hawai'i	L, 72-85 (4-2)	ESPN
Wed	Nov 27	vs. Michigan State	Lahaina, Maui, Hawai'i	L, 91-94 (ot) (4-3)	ESPN2
ACC-SEC Challenge					
Wed	Dec 4	Alabama	Chapel Hill	L, 79-94 (4-4)	ESPN
Sat	Dec 7	Georgia Tech	Chapel Hill	W, 68-65 (5-4, 1-0)	ACC Network
Sat	Dec 14	La Salle	Chapel Hill	W, 93-67 (6-4)	The CW
Jumpman Invitational (Spectrum Center)					
Tue	Dec 17	vs. Florida	Charlotte, N.C.	L, 84-90 (6-5)	ESPN
CBS Sports Classic (Madison Square Garden)					
Sat	Dec 21	vs. UCLA	New York, N.Y.	W, 76-74 (7-5)	CBS
Sun	Dec 29	Campbell	Chapel Hill	W, 97-81 (8-5)	ACC Network
Wed	Jan 1	at Louisville (KFC Yum! Center)	Louisville, Ky.	L, 70-83 (8-6, 1-1)	ACC Network
Sat	Jan 4	at Notre Dame (Purcell Pavilion)	Notre Dame, Ind.	Noon	CBS
Tue	Jan 7	SMU	Chapel Hill	9 p.m.	ACC Network
Sat	Jan 11	at NC State (Lenovo Center)	Raleigh, N.C.	4 p.m.	ACC Network
Wed	Jan 15	Cal	Chapel Hill	7 p.m.	ACC Network
Sat	Jan 18	Stanford	Chapel Hill	2:15 p.m.	The CW
Tue	Jan 21	at Wake Forest (LJVM Coliseum)	Winston-Salem, N.C.	9 p.m.	ESPN
Sat	Jan 25	Boston College	Chapel Hill	2:15 p.m.	The CW
Tue	Jan 28	at Pitt (Petersen Events Center)	Pittsburgh, Pa.	9 p.m.	ESPN
Sat	Feb 1	at Duke (Cameron Indoor Stadium)	Durham, N.C.	6:30 p.m.	ESPN
Sat	Feb 8	Pitt	Chapel Hill	4 p.m.	ESPN/ESPN2
Mon	Feb 10	at Clemson (Littlejohn Coliseum)	Clemson, S.C.	7 p.m.	ESPN
Sat	Feb 15	at Syracuse (JMA Wireless Dome)	Syracuse, N.Y.	6 p.m.	ESPN
Wed	Feb 19	NC State	Chapel Hill	7 p.m.	ESPN/ESPN2
Sat	Feb 22	Virginia	Chapel Hill	4 p.m.	ESPN
Mon	Feb 24	at Florida State (Tucker Center)	Tallahassee, Fla.	7 p.m.	ESPN
Sat	Mar 1	Miami	Chapel Hill	Noon	ESPN/ESPN2
Tue	Mar 4	at Virginia Tech (Cassell Coliseum)	Blacksburg, Va.	7 p.m.	ESPN/2/U
Sat	Mar 8	Duke	Chapel Hill	6:30 p.m.	ESPN
Atlantic Coast Conference Championship (Spectrum Center)					
Tue	Mar 11	First Round	Charlotte		
Wed	Mar 12	Second Round	Charlotte		
Thu	Mar 13	Quarterfinals	Charlotte		
Fri	Mar 14	Semifinals	Charlotte		
Sat	Mar 15	Championship	Charlotte		

NCAA Tournament

First Four: March 18-19– First Four, Dayton, Ohio

First & Second Rounds: March 20&22– Denver, Colo.; Lexington, Ky.; Providence, R.I.; Wichita, Kan., March 21&23– Cleveland, Ohio; Milwaukee, Wis.; Raleigh, N.C.; Seattle, Wash.

Regionals: March 27&29– East (Newark, N.J.) and West (San Francisco); March 28&30– Midwest (Indianapolis, Ind.) and South (Atlanta, Ga.)

Final Four: April 5&7 (San Antonio, Texas)

Home games at the Dean E. Smith Center

All times are Eastern



HEAD COACH HUBERT DAVIS



Hubert Davis is in his fourth season as head coach at his alma mater and his 13th on the Tar Heel coaching staff.

Davis, 54 (turns 55 on May 17, 2025), has won National and ACC Coach-of-the-Year honors, led the Tar Heels to 80 wins, a 43-17 record in ACC play, a Final Four berth, an ACC regular-season championship, 19 road wins and a No. 1 seed in the NCAA Tournament in his first four years as head coach. Two of his players – Armando Bacot and RJ Davis – are among the top-five scorers in Carolina history and have set numerous records for scoring, rebounding, three-pointers and double-doubles and earned national and All-ACC awards.

Davis led UNC to 78 wins in the first three seasons, the second most among UNC head coaches and the fourth most by a head coach in a power 4 conference in their first three seasons. Bill Guthridge won 80 for the Tar Heels from 1997-2000, Davis won 78 and Roy Williams won 75 from 2003-06. Davis and Guthridge are the only Tar Heel coaches to win 20 or more games in each of their first three seasons.

Under Davis, Carolina is 7-2 in NCAA Tournament play, including wins against three national championship-winning coaches (Baylor's Scott Drew, Duke's Mike Krzyzewski and Michigan State's Tom Izzo) and two other coaches who have taken teams to the Final Four (Marquette's Shaka Smart and UCLA's Mick Cronin).

Last year the Tar Heels were rewarded for winning the ACC regular-season title with a No. 1 seed in the NCAA West Regional, where they advanced to the Sweet 16. Davis was the fourth UNC head coach to earn a No. 1 seed in the NCAA Tournament with Dean Smith, Guthridge and Williams.

Davis has led the Tar Heels to 13 wins over nationally-ranked opponents, including eight victories over top-10 teams (No. 4 Duke, No. 4 Baylor and No. 9 Duke in 2022; No. 6 Virginia in 2023; and No. 10 Tennessee, No. 7 Oklahoma, No. 7 Duke and No. 9 Duke in 2024). Davis, Guthridge and Williams are the only UNC coaches with eight wins over top-10 teams in their first three seasons (all with eight).

He was the 2024 ACC Coach of the Year. He received 49 of the 75 votes to become the fifth different Tar Heel head coach to win the award (Frank McGuire, Smith, Guthridge and Williams). Davis also won ACC Coach-of-the-Year honors from the Associated Press, was the NABC's District 3 Coach of the Year and a semifinalist for the 2024 Naismith National Coach of the Year, the Jim Phelan National Coach of the Year, the Ben Jobe National Coach of the Year and the Skip Prosser Man of the Year awards.

The 2023-24 Tar Heels went 17-3 to win the regular-season ACC championship. The 17 wins tied the single-season ACC record for regular-season wins (Virginia was 17-1 in 2017-18), and the 17-3 record was the best since the ACC went to a 20-game schedule in 2019-20.

Carolina went 8-2 on the road in the ACC. That was the second time in Davis' three seasons the Tar Heels won seven or more road games in ACC play (7-3 in 2022). UNC clinched sole possession of first place in the 2024 ACC standings with an 84-79 win at ninth-ranked Duke. It was the second time in three seasons the Tar Heels closed the regular season with a victory at Duke.

RJ Davis was a landslide winner in the voting for 2024 ACC Player of the Year, was a unanimous first-team All-America (Associated Press, USBWA, NABC and Sporting News) and became the first Tar Heel to win the Jerry West Shooting Guard Award. He set UNC's single-season points record for a guard (784) and made the most three-pointers in a season by a Tar Heel (113).

Bacot earned his third All-ACC award in 2024 and third-team All-America honors (USBWA) and was a finalist for the Kareem Abdul-Jabbar Center Award. He finished his career as UNC's all-time leader in rebounds and double-doubles and second in scoring and is among the top 10 in ACC history in each of those categories and top 10 in NCAA history in rebounds and double-doubles.

Davis led the Tar Heels to the 2022 NCAA East Regional championship, a win at Cameron Indoor Stadium in Mike Krzyzewski's final home game, another win over the Blue Devils in a historic Final Four matchup and a berth in the national championship game in his first

season as a head coach. The 1992 graduate of the University of North Carolina received two National Coach-of-the-Year awards as UNC won 17 of its last 21 games and came within a few possessions of securing the program's seventh NCAA Tournament title.

He was named the 20th head coach of the UNC men's basketball program on April 5, 2021, becoming the fourth former Tar Heel player to become UNC's head coach and the first Black head coach in Carolina men's basketball history.

Davis played for Dean Smith at Carolina from 1988-92 and was an assistant coach on Roy Williams' staff from 2012-21. He played a key role coaching, recruiting and scouting and was the head coach of the UNC junior varsity program for six seasons from 2013-19.

Davis led the Tar Heels to a 29-10 record in his rookie season as head coach. UNC went 15-5 in the ACC to tie Notre Dame for second place, just a game out of first. The Tar Heels went 7-3 on the road in league play, including five straight victories at Clemson, Louisville, Virginia Tech, NC State and fourth-ranked Duke when UNC won 11 of 13 games to conclude the regular season.

The 29 wins were the second most by an individual in his first season as Carolina's head coach and equaled the 10th most in NCAA history for a first-year head coach.

UNC entered the 2022 NCAA Tournament as an eight seed but played some of its best basketball in winning the East Regional. The Tar Heels had 51 assists on 62 field goals and sank 24 three-pointers in the first- and second-round wins over Marquette and Baylor, when they routed the Golden Eagles by 32 points and eliminated the defending NCAA champion Bears in overtime.

Carolina trailed UCLA with two minutes left in the Sweet 16 but went on an 8-0 run to beat the Bruins and overpowered Saint Peter's, 69-49, in the regional final to send the Tar Heels to the Final Four for a record 21st time.

Davis became just the second individual to play for and serve as head coach of the same school in Final Four history; the fourth to take his team to the national championship game in his first season as a head coach; the seventh to play in and be a head coach in the Final Four; and the 10th to lead his team to the Final Four in his first season as a head coach.

The Tar Heels defeated Duke, 81-77, in the national semifinals, the first time the two great rivals ever played in the NCAA Tournament. The game featured a dozen ties and 18 lead changes, 13 of which came in the second half. Over the final 15:42, the margin for either team exceeded a single possession for a little more than just one minute. Carolina would score nine different times in the second half either to break a tie or reverse the lead, including field goals or free throws by all five Tar Heel starters.

Davis led Carolina to wins in March and April over the No. 4 (twice), No. 9 and No. 11-ranked teams in the AP poll. He won the Big House Gaines Award (National Sports Media Association) and John McLendon Award (CollegeInsider.com) as National Coach of the Year.

Each of Carolina's starters made significant contributions to the team's success in Davis's first season as head coach.

Bacot earned third-team All-America and first-team All-ACC honors, setting the single-season UNC record with 511 rebounds and tying David Robinson's NCAA record with 31 double-doubles; Brady Manek was named the top transfer in the country, coming to UNC after four



seasons at Oklahoma, led the ACC in three-point per-centage and averaged more than 18 points in three games vs. Duke; RJ Davis and Caleb Love alternated at point and shooting guard – Davis had 12 assists in the NCAA first round and 30 points vs. Baylor in round two; Love scored 30 against UCLA then 28 in the Final Four win over Duke; and Leaky Black became a lockdown de-fender, earning ACC All-Defensive team honors.

In nine seasons on the bench with Williams, the Tar Heels played in eight NCAA Tournaments, advanced to the Final Four and national championship games in 2016 and 2017 and won the NCAA title in 2017. The Tar Heels went 228-95, including 107-60 in Atlantic Coast Conference regular-season play, winning the regular-season ACC title in 2016, 2017 and 2019 and the ACC Tournament title in 2016.

Carolina earned three No. 1 seeds and a No. 2 seed in the NCAA Tournament in those nine seasons. The four-year run from 2016-19 was the best four-year NCAA seed average in UNC basketball history.

Davis helped coach 15 players who have played in the NBA, including 11 first-round draft picks – Cole Anthony, Tony Bradley, Reggie Bullock, P.J. Hairston, Justin Jackson, Brice Johnson, Cameron Johnson, Walker Kessler, Nassir Little, Day’Ron Sharpe and Coby White.

Brice Johnson and Jackson were consensus first-team All-America and first-team All-ACC selections; Jackson was the 2017 ACC Player of the Year and Cameron Johnson earned first-team All-ACC honors.

Jackson and Cameron Johnson are among the top three-pointer scorers in Carolina history. Johnson trans-ferred to UNC from Pittsburgh and blossomed into the 11th pick in the first round of the 2019 NBA Draft.

Davis also coached Marcus Paige, who earned second-team All-America and first-team All-ACC honors as a sophomore in 2014 and set the UNC career record with 299 three-pointers, and Joel Berry II, the 2017 Final Four Most Outstanding Player.

Anthony set the ACC record for most points in a college debut and had the second-highest single-season scoring average by a Tar Heel freshman.

White set the UNC single-season record for most threes by a freshman and became the seventh pick in the first round of the 2019 NBA Draft.

Prior to beginning his coaching career, Davis worked for seven years with ESPN as an analyst and co-host of the College GameDay program.

Born in Winston-Salem, N.C., Davis grew up in Burke, Va., where he attended Lake Braddock High School, the same high school UNC and US Soccer star Mia Hamm attended. Davis was a high school football team-mate of future Olympic hurdles gold medalist Allen Johnson.

Davis played in 137 games as a Tar Heel from 1988-92, during which UNC went 102-37, won the 1989 and 1991 ACC Tournaments and played in the 1991 Final Four. He scored 1,615 points, an average of 11.8 per game. He still holds the UNC record for career three-point percentage at .435 (197 of 453). He scored in double figures 80 times with 23 games scoring 20 or more points.

He scored in double figures in each of his last eight NCAA Tournament games, averaging 18.5 points in those games. That included 19 against Temple in the 1991 NCAA East Regional final and 25 against

Kansas (coached by Williams) in the 1991 Final Four.

Davis averaged 21.4 points and earned second-team All-ACC honors as a senior. He scored in double figures in 32 of 33 games that season, including 20 games with 20 or more points and 30 or more in four games. He netted a career-high 35 points at Duke on March 8, 1992. That 35-point game was part of a seven-game stretch late in the season in which he averaged 28.7 points.

The New York Knicks selected Davis with the 20th pick in the first round of the 1992 NBA Draft. He played 12 seasons in the NBA, scoring 5,583 points, an average of 8.2 per contest. He made 728 three-point field goals and enters the 2024-25 season second in NBA history in career three-point percentage at .441.

Davis averaged double-figure scoring in four different seasons – a career-high 11.1 with Dallas in 1997-98 and with the Knicks in 1993-94 (11.0), 1994-95 (10.0) and 1995-96 (10.7).

He scored a career-high 32 points twice – as a second-year pro with the Knicks vs. Minnesota and in 2000 with Dallas against Seattle.

In 1993-94, he was fourth on the Knicks in scoring behind Patrick Ewing, John Starks and Charles Oakley as New York won 57 games and advanced to the NBA Finals, where they took Hakeem Olajuwon, Clyde Drexler and Kenny Smith to seven games (Doc Rivers and Greg Anthony were also Knicks that season).

He shot 40 percent or better from three-point range in eight seasons, including 1999-2000, when he led the NBA with a career-best 49.1 percent as a Maverick.

Davis shot 80 percent or better from the free throw line nine times. He connected on 83.7 percent of his ca-reer free throw attempts.

Davis played for NBA head coaches Pat Riley, Don Nelson, Jim Clemons, Leonard Hamilton, Doug Collins, Rick Carlisle and Larry Brown. His NBA teammates included Anthony, Chauncey Billups, Ewing, Michael Finley, Richard Hamilton, Michael Jordan, Jason Kidd, Steve Nash, Dirk Nowitzki and Rivers.

Hubert’s uncle, Walter, starred at UNC from 1973-77 and was a six-time NBA All-Star. He was the NBA Rookie of the Year in 1978 with the Phoenix Suns, who retired his jersey number. Walter passed away in No-ember 2023 and was elected to the Naismith Hall of Fame in April 2024.

Davis graduated from UNC in 1992 with a degree in criminal justice. He and his wife, Leslie, have three children – Elijah, Gracie and Micah. Elijah is in his first season as a member of the UNC basketball team after three seasons at the University of Lynchburg, while Gracie is a sophomore at Carolina.


The Davises are active members of the Chapel Hill/Carrboro community, participating in numerous civic endeavors, including their support of the Hargraves Community Center.

HUBERT DAVIS' YEAR-BY-YEAR COACHING SUMMARY

as Head Coach		Overall			ACC		ACC	ACC	NCAA	AP	Coaches
Year	School	W	L	Pct.	W	L	Finish	Tournament	Tournament	Poll	Poll
2021-22	UNC	29	10	.744	15	5	T-2nd	1-1, Semifinals	5-1, Finals	—	2
2022-23	UNC	20	13	.606	11	9	7th	1-1, Quarterfinals	—	—	—
2023-24	UNC	29	8	.784	17	3	1st	2-1, Finals	2-1, Sweet 16	7	6
2024-25	UNC	8	6	.571	1	1					
Head Coach Totals		86	37	.699	44	18		4-3	7-2		
as Assistant Coach		Overall			ACC		ACC	ACC	NCAA	AP	Coaches
Year	School	W	L	Pct.	W	L	Finish	Tournament	Tournament	Poll	Poll
2012-13	UNC	25	11	.694	12	6	3rd	2-1, Finals	1-1, 2nd Round	—	—
2013-14	UNC	24	10	.706	13	5	T-3rd	0-1, Quarterfinals	1-1, 2nd Round	19	21
2014-15	UNC	26	12	.684	11	7	5th	3-1, Finals	2-1, Sweet 16	15	12
2015-16	UNC	33	7	.825	14	4	1st	3-0, Champions	5-1, Final Four, 2nd	3	2
2016-17	UNC	33	7	.825	14	4	1st	1-1, Semifinals	6-0, Champions	5	1
2017-18	UNC	26	11	.703	11	7	T-3rd	3-1, Finals	1-1, 2nd Round	10	14
2018-19	UNC	29	7	.806	16	2	T-1st	1-1, Semifinals	2-1, Sweet 16	3	9
2019-20	UNC	14	19	.424	6	14	T-13th	1-1, Second Round	—	—	—
2020-21	UNC	18	11	.621	10	6	T-5th	2-1, Semifinals	0-1, 1st Round	—	—
Assistant Coach Totals		228	95	.706	107	55		16-8	18-7		



O – TY CLAUDE
6-7, Graduate, Forward, Goldsboro, N.C.



Came to Carolina after one season at Georgia Tech • In his sixth season of college basketball (medical red-shirt in 2020-21) • Has scored 964 points and grabbed 658 rebounds in 111 games • Played previously at Morehead State (parts of two seasons from 2019-22), Western Carolina (2022-23) and Georgia Tech (2023-24) • Played in 30 games as a freshman in 2019-20 then missed the following season and all but nine games in 2021-22 due to a knee injury • Grabbed 40% of his rebounds on the offensive glass • Scored in double figures 46 times with a high of 24 while at WCU vs. Samford on 2/1/23 • Nineteen double-figure rebound games with a high of 17 for WCU at The Citadel on

1/14/23 • Has 15 double-doubles • Scored 20 or more points five times • Scoring high vs. a Power 5 opponent was 18 against Georgia in his first game at WCU.

2024-25: Averaging 1.8 points and 1.9 rebounds • Had five rebounds (three offensive) in six minutes vs. La Salle • Was unable to play against Georgia Tech, his former team, due to a right corneal abrasion, an injury that occurred in the first half of the Alabama game on 12/4 • Season-high 10 minutes vs. Alabama and had six points and a season-best five rebounds • Grabbed three rebounds in four minutes at Kansas in his Tar Heel debut • Scored his first seven points as a Tar Heel vs. American.

2023-24 at Georgia Tech: Averaged 4.8 points and 5.2 rebounds in 17.4 minutes per game and shot 49.5% from the floor • Eighth in the ACC in offensive rebounding with 2.4 per game • Was 10th nationally in offensive rebound percentage (.157) • Five or more offensive rebounds five times • Scored in double figures three times with a high of 19 vs. Howard • Season-high 10 rebounds vs. Georgia Southern and Florida State (six offensive vs. the Seminoles) • Eight or more rebounds 10 times, including games against Duke, Clemson, UNC and NC State • Nine points, eight rebounds and three blocks (all in the last seven minutes) in Tech's 74-73 win over the Tar Heels in Atlanta • Nine points (six in overtime) and eight rebounds in a career-high 38 minutes in a win over Clemson.

2022-23 at Western Carolina: Third-team All-Southern Conference • Averaged 15.4 points and 8.6 rebounds (3.2 offensive), converted 52.3% from the floor and a career-best 72.0% from the line • Totaled 476 points, 266 rebounds (98 offensive) and 28 blocks • Scored in double figures in 30 of 31 games, including a career-high 24 vs. Samford and 21 in consecutive games vs. Tennessee Tech and Toccoa Falls • Had 11 double-doubles • Had 17 points and 17 rebounds vs. The Citadel and 18/13 at VMI • Made the SoCon All-Tournament Team after averaging 15.0 points and eight boards in two games.

2019-22 at Morehead State: Started 19 games as a freshman in 2019-20, averaging 9.5 points and 6.4 rebounds • Shot 59.7% from the floor • Scored in double figures 12 times and had three double-doubles as a freshman • Went 11 for 14 from the floor and scored 23 points, his highest total as an Eagle, vs. Eastern Kentucky on 2/13/20 • Made 10 of 12 from the floor and scored 20 points vs. Tennessee Tech on 1/23/20 • Did not play in 2020-21 due to a knee injury that also limited him to nine games the following season.

2024-25	FG	3FG	FT	REB	PF	PTS	A	TO	B	S	MP
Elon				DNP							
at Kansas	0-1	0-0	0-0	1-2-3	3	0	0	1	0	0	4
American	2-2	0-0	3-3	0-2-2	1	7	0	0	0	0	5
at Hawai'i	0-0	0-0	1-2	1-1-2	1	1	0	0	0	1	5
vs. Dayton	0-0	0-0	0-0	0-0-0	0	0	0	0	0	0	0+
vs. Auburn				DNP							
vs. Michigan State	0-0	0-0	0-0	0-0-0	1	0	0	0	0	0	3
Alabama	3-3	0-1	0-1	3-2-5	1	6	1	1	0	0	10
Georgia Tech				DNP - right eye							
La Salle	1-3	0-0	1-4	3-2-5	1	3	0	0	0	0	6
vs. Florida	0-0	0-0	1-2	1-0-1	1	1	0	0	0	0	2
vs. UCLA	0-0	0-0	0-0	1-1-2	3	0	0	0	0	0	13
Campbell	1-1	0-0	0-0	0-1-1	1	2	0	0	0	1	10
at Louisville	0-0	0-0	0-0	0-0-0	2	0	0	0	0	0	3
at Notre Dame											
SMU											
at NC State											
Cal											
Stanford											
at Wake Forest											
Boston College											
at Pitt											
at Duke											
Pitt											
at Clemson											
at Syracuse											
NC State											
Virginia											
at Florida State											
Miami											
Virginia											
at Virginia Tech											
Duke											

Prep: Played his senior season at Moravian Prep after beginning his high school career at Goldsboro High School • Played AAU for Team Loaded NC.

Personal: Born July 24, 2000 in Goldsboro, N.C. • Son of Tori Claude and Tasha Pearsall • Pronounced tie-ZHON Clawed but prefers Ty • Plays the drums and enjoys fishing.

CLAUDE'S STATS
 (2019-20 and 2021-22 at Morehead State, 2022-23 at Western Carolina, 2023-24 at Georgia Tech)

Year	GP-GS	Min.	Ave.	FGM-A	Pct.	3FGM-A	Pct.	FTM-A	Pct.	Off	Def	Reb	Ave.	A	TO	B	S	Pts	Ave.
2019-20	30-19	658	21.9	120-201	.597	0-0	-	45-90	.500	73	119	192	6.4	16	44	18	16	285	9.5
2020-21	red-shirted due to injury																		
2021-22	9-0	62	6.8	12-25	.480	0-0	-	7-11	.636	6	10	16	1.8	5	10	3	2	31	3.4
2022-23	31-28	818	26.4	174-333	.523	2-6	.333	126-175	.720	98	168	266	8.6	16	65	28	12	476	15.4
2023-24	32-4	557	17.4	51-103	.495	1-7	.143	49-74	.662	78	87	165	5.2	22	25	14	9	152	4.8
2024-25	11-0	61	5.6	7-10	.700	0-0	-	6-12	.500	10	11	21	1.9	1	2	0	2	20	1.8
Totals	113-51	2156	19.1	364-672	.542	3-13	.231	233-362	.644	265	395	660	5.8	60	146	63	41	964	8.5



2 – JAMES BROWN
6-10, Freshman, Forward, Aurora, Ill.



Played in six games • Season-high six points on 3 for 4 FGs against La Salle • Two offensive rebounds and scored his first collegiate points on a putback in a first-half stint at Kansas.

Prep: Came to Carolina from Link Academy in Branson, Mo., where he played for Coach Bill Armstrong • Averaged 7.3 points and led Link with 4.6 rebounds per game • Also had a team-high 29 blocks and was second in offensive rebounds with 61 and field goal percentage (.571) • Link went 18-5 last season • Previously attended St. Rita High School in Chicago, where he averaged 11 points and nine rebounds as a junior • Played AAU

ball for Chicago-based Meanstreets and MoKan Elite in Kansas • Member of the Black Student Union at St. Rita's.

Personal: Born James Courtney Brown on Nov. 16, 2005, in Aurora, Ill. • Son of Marcia Smith-Brown and Courtney Brown • His dad played football at Howard • His cousin, Corey Brewer, won NCAA titles at Florida in 2006 and 2007 and played 13 seasons in the NBA.

2024-25	FG	3FG	FT	REB	PF	PTS	A	TO	B	S	MP
Elon				DNP							
at Kansas	1-1	0-0	0-0	2-0-2	1	2	0	0	0	0	2
American				DNP - lower leg							
at Hawai'i	0-0	0-0	0-0	0-0-0	0	0	0	0	0	0	2
vs. Dayton	0-0	0-0	0-0	0-1-1	2	0	0	0	0	0	3
vs. Auburn				DNP							
vs. Michigan State				DNP							
Alabama				DNP							
Georgia Tech				DNP							
La Salle	3-4	0-0	0-0	0-0-0	0	6	0	0	0	0	5
vs. Florida				DNP							
vs. UCLA				DNP							
Campbell	1-1	0-0	1-2	2-0-2	3	3	0	0	0	0	4
at Louisville				DNP							
at Notre Dame											
SMU											
at NC State											
Cal											
Stanford											
at Wake Forest											
Boston College											
at Pitt											
at Duke											
Pitt											
at Clemson											
at Syracuse											
NC State											
Virginia											
at Florida State											
Miami											
Virginia											
at Virginia Tech											
Duke											

Year	GP-GS	Min.	Ave.	FGM-A	Pct.	3FGM-A	Pct.	BROWN'S STATS				Pts	Ave.						
								FTM-A	Pct.	Off	Def			Reb	Ave.				
2024-25	6-0	17	2.8	5-6	.833	0-0	-	1-2	.500	4	1	5	0.8	0	0	0	0	11	1.8



3 – ELLIOT CADEAU

6-1, Sophomore, Guard, West Orange, N.J.



X: @ElliotCadeau, Instagram: elllio

Career: Career high 19 points at Miami (2/10/24) and 12 assists vs. Campbell (12/29/24) • Scored in double figures 16 times (UNC 12-4) and had 10 or more assists twice (2-0).

2024-25: Scored in double figures nine times, including 17 or more points four times • Leads UNC in assists and is fourth in scoring • Averaging 10.7 points, 6.1 assists and 1.4 steals • More assists than turnovers in 10 games, including four of the last five • Made a three in six games with highs of three vs. Elon and two vs. Michigan State •

First career double-double with 12/12 vs. Campbell • Made defensive stop on final play in the win over UCLA • Seven assists and only one turnover and led UNC offense that shot 50% in both halves in win over La Salle • Career-high seven turnovers but hit the biggest shot of the game in the win over Georgia Tech, a three with 2:26 to play that gave UNC a 62-57 lead • Had 17 points and six assists vs. Michigan State • Career-high six turnovers in the first half vs. Dayton but had zero in the second half (played the final 10-plus minutes with four fouls) • Tied career high with seven field goals in eight attempts in 17-point performance at Hawai'i • Played just six minutes in the first half due to two early fouls – was 5 for 5 from the floor with three assists and two steals in second half as UNC outscored Hawai'i by 11 • Had 17 points, eight assists, career highs in 3FGs (3) and blocks (2), three steals and was a career-best +28 vs. Elon • Eight free throw attempts were the second most in his career • Season-high 18 points, eight assists, tied his career high with four steals vs. American, helping UNC score 23 fastbreak points and shoot 59%.

2023-24: Member of CollegeInsider.com's Kyle Macy Freshman All-America team • First Tar Heel to make the ACC All-Freshman team since Caleb Love and Day'Ron Sharpe in 2021 • Joins Ed Cota, Raymond Felton, Bobby Frasier, Ty Lawson, Kendall Marshall, Marcus Paige, Coby White, Cole Anthony and Love as UNC point guards to earn All-Freshman team honors • Averaged 7.3 points and 4.1 assists • Led UNC with 150 assists, the most by any Tar Heel since senior Theo Pinson in 2018 and the most by a freshman since Marcus Paige in 2013 • Assist/turnover ratio of 2.24 to 1 • Was the 11th UNC freshman with 100 assists in a season and had the fourth-best assist/turnover ratio among those players (behind Jeff Lebo, Ty Lawson and Kendall Marshall) • Six or more assists 10 times (UNC 8-2) • More assists than turnovers 27 times • Season-high 10 assists vs. Tennessee and ACC-best nine at Syracuse • Scoring high of 19 points at Miami • Started 31 of the last 32 games (all except senior night) • One or fewer turnovers 15 times • Scored in double figures seven times (UNC 7-0) • Positive plus/minus 31 times • Made 28 of his last 37 free throws (75.7%) over the last 17 games • Averaged 5.7 assists in the ACC Tournament.

Prep: Came to UNC after his junior year of high school at the Link Academy in Branson, Mo., where he played for Coach Bill Armstrong • Link won the GEICO Nationals championship in Ft. Myers, Fla., behind his tournament-record 29 assists in three games • Second-team MaxPreps All-America in 2023 after averaging 10.9 points and 7.6 assists in leading Link to a 27-1 record • Scored 16 points in the finals as Link won the Bass Pro Shops Tournament of Champions in Springfield, Mo. • Previously attended Bergen Catholic High School in Oradell, N.J., where he played for Coach Billy Armstrong • Did not play his sophomore year of high school due to an ankle injury • Played for New Heights (N.Y.) Lightning and averaged 15.7 points and 9.3 assists over the 17-game 2023 EYBL schedule • Was the offensive MVP in Dallas in the third EYBL session • Made the Nike EYBL All-Underclassmen team in 2021, the EYBL third team in 2022 • 2020 MaxPreps Freshman All-America • Has played for Sweden's national team • Was promoted to the senior team late in 2021 and made his debut vs.

2024-25	FG	3FG	FT	REB	PF	PTS	A	TO	B	S	MP
Elon•	4-7	3-4	6-8	1-3-4	1	17	8	3	2	3	32
at Kansas•	3-11	0-3	6-6	0-2-2	3	12	7	2	0	1	33
American•	6-9	1-3	5-9	2-1-3	2	18	8	1	0	4	29
at Hawai'i•	7-8	0-1	3-3	0-1-1	2	17	4	1	0	2	23
vs. Dayton•	2-4	0-1	6-8	0-3-3	4	10	5	6	1	1	32
vs. Auburn•	5-15	0-0	0-1	2-4-6	4	10	3	2	0	1	30
vs. Michigan State•	5-10	2-4	5-5	0-3-3	5	17	6	4	0	1	34
Alabama•	0-4	0-2	1-3	0-6-6	2	1	4	4	0	1	25
Georgia Tech•	4-13	1-6	0-0	1-5-6	2	9	4	7	1	3	28
La Salle•	2-5	0-3	0-0	0-3-3	3	4	7	1	0	0	24
vs. Florida•	5-12	1-5	0-1	0-1-1	4	11	7	4	0	1	31
vs. UCLA•	2-5	1-2	3-5	0-2-2	3	8	5	5	0	0	28
Campbell•	6-11	0-2	0-0	1-2-3	3	12	12	3	0	1	34
at Louisville•	1-5	0-2	2-2	1-1-2	5	2	5	2	0	0	24
at Notre Dame											
SMU											
at NC State											
Cal											
Stanford											
at Wake Forest											
Boston College											
at Pitt											
at Duke											
Pitt											
at Clemson											
at Syracuse											
NC State											
Virginia											
at Florida State											
Miami											
Virginia											
at Virginia Tech											
Duke											

in 2023 vs. Germany in a World Cup qualifier • Won gold medals with the Swedish U-16 national team in the 2020 Baltic Sea Basketball Cup in Estonia, in 2021 at the U-18 Nordic Championship and in 2022 at the and FIBA U-18 European Championship B Division in Romania, where he scored 36 points in the championship game • In 2022, he scored 40 points in a game and was the MVP at the U-18 Nordic Championship, where Sweden placed fourth.

Personal: Born Elliot Valentin Cadeau on Sept. 4, 2004, in Brooklyn • Son of James and Michelle Cadeau • Member of the academic honor roll • Speaks Swedish • His brother, Justin, played tennis at Howard.

CADEAU'S STATS																			
Year	GP-GS	Min.	Ave.	FGM-A	Pct.	3FGM-A	Pct.	FTM-A	Pct.	Off	Def	Reb	Ave.	A	TO	B	S	Pts	Ave.
2023-24	37-31	881	23.8	101-242	.417	10-53	.189	59-91	.648	21	60	81	2.2	150	67	4	29	271	7.3
2024-25	14-14	407	29.1	52-119	.437	9-38	.237	37-51	.725	8	37	45	3.2	85	45	4	19	150	10.7
Totals	51-45	1288	25.3	153-361	.424	19-91	.209	96-142	.676	29	97	126	2.5	235	112	8	48	421	8.3



4 – RJ DAVIS

6-0, Graduate, Guard, White Plains, N.Y.



X: @ariidavis_ Instagram: ariidavis_

2023-24 Honors

- Naismith Trophy & Wooden Award finalist
- Jerry West Award (Naismith Basketball Hall of Fame award for the best shooting guard in the nation)
- Consensus/unanimous first-team All-America
- Associated Press, NABC, USBWA, Sporting News, John R. Wooden, Naismith, ESPN.com, Dick Vitale, NCAA.com and CBSSports.com first-team All-America
- ACC Player of the Year (ACC and AP)
- UNC's Most Valuable Player
- First-team All-ACC (ACC and AP)
- Four-time ACC Player of the Week

- Four-time National Player of the Week
- ACC Tournament First Team

2022-23 Honors

- UNC's Co-Most Valuable Player
- Honorable mention All-ACC, Academic All-ACC

Career: Needs three points to pass former teammate Armando Bacot for second in UNC career scoring and ninth all-time in ACC history • Set UNC career record for three-pointers vs. Campbell • Has made (304) and attempted (846) more 3FGs than any Tar Heel • Scored more points (2,345) than any other guard in Carolina history • In 2024, he became the first Tar Heel to earn consensus first-team All-America honors since Justin Jackson in 2016-17 • One of 11 Tar Heels to make every team the NCAA uses to determine consensus honors (AP, NABC, USBWA, Sporting News) • First UNC guard to be a consensus/unanimous first-team All-America since Joseph Forte in 2000-01 • Joined Ford, Michael Jordan, Forte and Ty Lawson as the only Tar Heel guards voted ACC Player of the Year (15th Tar Heel overall) • UNC's Most Valuable Player in 2022-23 (co-winner) and 2023-24.

The only Tar Heel with 2,000 points, 500 rebounds, 500 assists, 250 three-pointers and 100 steals • UNC's all-time leader in free throw percentage (85.8%) and 13th in assists (488) • Eighth-highest scoring average (15.4) among Tar Heel guards • Set the all-time Smith Center scoring record with a career-high 42 vs. Miami on 2/26/24 • Scored in double figures 120 times (UNC 83-37), with 20 or more 39 times (UNC 30-9) and 30 or more six times (UNC 5-1) • Made multiple three-pointers 88 times (UNC 67-21) with a high of seven vs. Miami in his 42-point effort • Made four or more 3FGs 30 times, five or more nine times and six or more twice • Set the UNC record with 23 consecutive games with multiple 3FGs, eight more games than the previous record by Justin Jackson in 2017 • Made at least one three in 41 games over the previous two seasons, which tied the second-longest streak in UNC history • Led UNC in scoring 49 times and assists 59 times • Has two of the five-longest consecutive made free throw streaks in UNC history – tied Jeff Lebo's record of 41 in the Kentucky game on 12/16/23 and also had a streak of 39 over the last five games in 2021-22 and first four games in 2022-23 • UNC is 15-2 when he scores 20 or more points and has five or more assists.

In addition to 42 points vs. Miami, career highs include 12 rebounds vs. Kansas in the 2022 NCAA championship game, 12 assists vs. Marquette (3/17/22), 14 for 14 free throws vs. NC State (1/21/23) and five steals twice • One of four Tar Heels with career highs of at least 30 points, 10 rebounds and 10 assists (with Larry Miller, Walter Davis and Steve Bucknall) • Only Tar Heel with at least 10 assists in one NCAA Tournament game and 30 points in the next (12 assists vs. Marquette and 30 points

2024-25	FG	3FG	FT	REB	PF	PTS	A	TO	B	S	MP
Elon•	7-19	3-11	7-7	2-5-7	1	24	7	0	0	2	33
at Kansas•	3-15	1-7	9-11	0-1-1	0	16	4	1	1	0	37
American•	5-13	1-7	2-2	0-3-3	1	13	3	2	0	1	26
at Hawai'i•	6-14	2-6	4-5	0-3-3	1	18	4	1	0	0	34
vs. Dayton•	8-19	4-10	10-11	2-5-7	4	30	5	4	0	1	36
vs. Auburn•	5-11	1-4	1-1	0-5-5	1	12	1	1	0	0	36
vs. Michigan State•	6-18	2-6	2-3	2-1-3	4	16	7	1	0	3	37
Alabama•	7-24	1-11	3-3	0-3-3	1	18	4	3	0	4	35
Georgia Tech•	5-15	2-8	4-5	1-6-7	3	16	3	2	0	2	38
La Salle•	4-11	2-6	3-4	0-1-1	1	13	5	1	0	1	26
vs. Florida•	10-19	3-11	6-7	0-8-8	1	29	1	2	0	4	36
vs. UCLA•	5-12	2-7	5-6	0-4-4	4	17	2	2	0	0	36
Campbell•	7-13	5-10	4-5	0-4-4	1	23	5	2	0	0	35
at Louisville•	4-14	1-5	3-3	0-3-3	4	12	4	2	0	2	37
at Notre Dame											
SMU											
at NC State											
Cal											
Stanford											
at Wake Forest											
Boston College											
at Pitt											
at Duke											
Pitt											
at Clemson											
at Syracuse											
NC State											
Virginia											
at Florida State											
Miami											
Virginia											
at Virginia Tech											
Duke											

vs. Baylor in 2022) • Has the second-highest free throw percentage in UNC history in NCAA Tournament play (91.3%) behind Ford • Five career doubles-doubles (four in points/rebounds and one in points/assists) • Has the fifth-most career points (173) and second-most 3FGs by a Tar Heel in the ACC Tournament.

2024-25: Leads UNC in scoring at 18.4 ppg • Made a three in every game and multiple threes in nine of 14 • Has 55 assists against only 25 turnovers • Season-high five threes and 23 points vs. Campbell • Hit two 3FGs in the first four minutes vs. the Camels to break the UNC career 3FGs record • Hit tying and winning free throws with 13.6 seconds to play in 76-74 win over UCLA • Game-high 29 vs. Florida, his 17th career game with 25 or more points • Hit three 3FGs vs. the Gators, most since he made four vs. Dayton on November 25 • Had 16 points, seven assists and three steals vs. Michigan State • Scored 20 of his game-high and season-best 30 points in the second half in the comeback win over Dayton • Season-high four threes, all in the second half • Gave UNC its first lead of the second half with a 3FG with 1:52 to play then assisted on Drake Powell's three, which was the game-winner • Made four FTs in the final 0:14 to secure the win • Led all scorers with 18 at Hawai'i • Led all scorers with 24 and added seven assists without a turnover vs. Elon, scoring five straight points after the Phoenix overcame a 16-point deficit to lead 71-69 • Scored 17 of his 24 in the second half, including 10 of UNC's final 21 after Elon took the lead.

2023-24: Won his second straight UNC Most Valuable Player award • Finalist for the Naismith Trophy and Wooden Award • Winner of the Jerry West Award, given by the Naismith Basketball Hall of Fame to the top shooting guard in the country • First Tar Heel and second ACC player (Duke's RJ

Year	GP-GS	Min.	Ave.	FGM-A		3FGM-A		FTM-A		Off	Def	Reb	Ave.	A	TO	B	S	Pts	Ave.
				Pct.	Pct.	Pct.	Pct.												
2020-21	29-10	644	22.2	79-226	.350	32-99	.323	55-67	.821	12	54	66	2.3	56	54	2	19	245	8.4
2021-22	39-39	1321	33.9	178-419	.425	66-180	.367	105-126	.833	22	144	166	4.3	142	74	8	40	527	13.5
2022-23	33-32	1153	35.0	179-409	.438	63-174	.362	111-126	.881	20	147	167	5.1	106	62	2	36	532	16.1
2023-24	37-37	1287	34.8	260-607	.428	113-284	.398	151-173	.873	18	116	134	3.6	129	55	8	45	784	21.2
2024-25	14-14	482	34.5	82-217	.378	30-109	.275	63-73	.863	7	52	59	4.2	55	24	1	20	257	18.4
Totals	152-132	4888	32.2	778-1878	.414	304-846	.359	485-565	.858	79	513	592	3.9	488	269	21	160	2345	15.4



Barrett in 2019) to win the West Award • Associated Press, NABC, USBWA, John R. Wooden, Naismith, Sporting News, ESPN.com, NCAA.com, CBSSports.com and Dick Vitale's first-team All-America • The 19th Tar Heel to be a consensus first-team All-America • ACC Player of the Year by the ACC and the Associated Press (received 90.7 of the first-place ballots by the ACC voters and was a unanimous choice by the AP) • Leading vote-getter for first-team All-ACC (also unanimous selection by the AP) • First-team All-ACC Tournament, averaging 24.3 points, 4.0 rebounds, 3.3 assists and 3.0 three-pointers in the three games.

Won National Player-of-the-Week honors from various organizations four times (Oklahoma, Charleston Southern, Wake Forest/Florida State and Miami/NC State) • The only player in the country to earn AP Player-of-the-Week honors twice this season • Recipient of an ACC Post-Graduate Scholarship and UNC's Scholar-Athlete award winner for men's basketball • ACC Player of the Week four times, the most by a Tar Heel since Joel Berry II won four times in 2016-17 • Joined Berry, Tyler Hansbrough, Antawn Jamison, Forte, Marcus Paige and Brice Johnson as Tar Heels with four or more ACC honors in one season.

Scored 784 points, fourth most in a season by a Tar Heel, the most ever by a guard and the most by any Tar Heel since Hansbrough's 882 in 2007-08 • Led the ACC in scoring in all games (career-high 21.2) and conference play (21.1) • Highest scoring average in ACC games since Barrett (23.6) in 2019 • Second in the ACC in 3FGs per game (3.05) and third in free throw percentage (87.3%) • Made 41 straight free throws from 11/23-12/16, which tied the UNC record (ended on his ninth and final attempt vs. Kentucky) • One of four Tar Heels to average 20 points and have 100 assists in a season (Charlie Scott in 1968, Ford in 1978 and Forte in 2001) • Led UNC in three-pointers (113), three-point percentage (.398) and plus/minus (+383) and was second in assists (129) and steals (45).

Set the UNC single-season record with 113 threes (previous 105 by Jackson in 2016-17) and 3.05 threes per game (previous 2.71 by Shammond Williams in 1996-97) • Ninth-most threes in a season in ACC history • Made a three in 36 of 37 games, including multiple threes 32 times • Career-high seven threes vs. Miami, which was the fifth time he made five or more this season • Led (or co-led) UNC in scoring 26 times and led (or co-led) both teams 18 times • Nine games with at least 20 points and five assists, most since Kenny Smith had nine in 1986-87 • Scored 30 or more points four times, most since Jamison in 1997-98 • Scored 25 or more points 11 times, most since Hansbrough's 16 in 2007-08 • Scored 20 or more points 23 times, most since Hansbrough's 27 in 2007-08 • First Tar Heel to score 20 or more in eight straight games (Villanova through Charleston Southern) since Hansbrough in 2008-09 • First Tar Heel since Scott in 1970 and fourth ever to score 26 or more points in five straight games (30 vs. Arkansas, 27 vs. Tennessee, 27 vs. FSU, 26 vs. UConn and 27 vs. Kentucky) • Five or more assists 12 times (UNC 9-3).

2022-23: Carolina's Co-Most Valuable Player with Armando Bacot • Honorable mention All-ACC and second-team All-ACC Tournament • Academic All-ACC team • Led the ACC in free throw shooting (.881) and was 10th in scoring (career-high 16.1) • Was 23rd nationally in free throw percentage • Shot the third-highest free throw percentage in a season by a Tar Heel • Also led UNC in assists (106), three-point percentage (.362) and plus/minus (+190), was second in scoring, three-pointers (63) and steals (36) • Scored in double figures 29 times • UNC was 5-2 when he scored 20 or more • Season-high 27 points and five threes in home win vs. Wake Forest • Made multiple threes 18 times (UNC 13-5) • UNC went 6-3 when he made three or more 3FGs • Season-high five assists nine times (UNC 7-2) • Had more assists than turnovers in 18 of the last 23 games • Career-best 5.1 rebounds (eight or more seven times, including 10 vs. Gardner-Webb, Georgia Tech and Virginia) • Made 38 for 72 (.528) from the floor in his

last six games and 16 of 31 (.516) from three over his last five games • Averaged 21.0 points, made 15 of 26 FGs (.577) and 8 of 14 threes (.571) in two ACC Tournament games.

2021-22: UNC's Co-Most Improved Player with Caleb Love • Named to CoSIDA Academic All-District 3 team • Started every game and averaged 13.5 points and 3.6 assists • Led the team with 142 assists and 40 steals, was second free throw percentage (.833) and three-point percentage (.367), third in three-pointers (66) and fourth in scoring • Averaged 14.7 points over a team-high 37.7 minutes per game, had 30 assists/12 turnovers and made 29 for 31 from the free throw line in the NCAA Tournament • The 30 assists and 5.0 assists per game are the second most by a Tar Heel in a six-game NCAA Tournament series • UNC was 15-4 when he scored 15 or more points • Scored in double figures 28 times • Shot 44.8% from the floor, 40.3% from three and had 116 assists/50 turnovers in UNC's wins • Led UNC in scoring four times, assists 16 times and plus/minus 10 times • Made multiple threes 19 times (UNC 15-4), including six vs. Brown and five vs. Syracuse and Baylor.

2020-21: Academic All-ACC team honoree • Fifth on the team in scoring at 8.4 points per game • Averaged 10.3 ppg over the last eight games • Scored in double figures 14 times with a high of 19 vs. Virginia Tech in the ACC quarterfinals • Led UNC in scoring three times (UNLV, at Florida State, Virginia Tech) • Third on the team in three-pointers with 32 • Made multiple 3FGs 10 times with a high of four vs. Virginia Tech • Season-high eight assists at Iowa • Led the team in free throw percentage among those with 50 or more attempts (.821).

RJ DAVIS' GAME-BY-GAME LOGS

2020-21	FG	3FG	FT	REB	PF	PTS	A	TO	B	S	MP
Coll. of Charleston	4-9	1-3	2-4	2-2-4	3	11	1	1	0	1	27
vs. UNLV	5-9	3-4	3-3	2-4-6	1	16	1	1	0	0	28
vs. Stanford	3-8	2-4	2-2	1-2-3	3	11	1	3	0	0	27
vs. Texas	3-11	0-2	5-7	1-3-4	2	11	3	3	0	1	33
at Iowa	4-8	2-5	2-4	0-2-2	1	12	8	3	0	0	34
NC Central	2-10	0-5	2-2	0-1-1	2	6	3	3	0	0	33
vs. Kentucky	1-6	1-4	0-1	0-0-0	2	3	1	0	0	0	16
at NC State	5-14	1-4	0-0	0-3-3	2	11	3	3	0	0	36
at Georgia Tech	1-7	1-3	2-2	0-3-3	2	5	3	3	0	0	24
Notre Dame	1-6	1-6	0-0	0-3-3	0	3	2	2	0	0	23
at Miami	1-5	0-2	0-0	0-0-0	2	2	0	3	0	0	14
Syracuse	3-8	2-6	4-4	1-1-2	0	12	1	0	0	2	22
at Florida State	6-9	2-3	2-2	0-4-4	1	16	3	1	0	1	20
Wake Forest	4-7	0-0	5-6	1-1-2	2	13	0	1	1	2	17
NC State	3-6	1-1	3-5	1-1-2	1	10	3	2	0	0	16
at Pittsburgh	2-7	1-3	0-0	0-0-0	1	5	3	2	0	0	21
at Clemson	0-3	0-2	0-0	0-2-2	2	0	2	1	0	1	12
at Duke	0-5	0-3	0-0	0-2-2	0	0	2	0	0	0	15
at Virginia	3-8	0-2	0-0	1-0-1	2	6	0	2	0	2	24
Northeastern	0-4	0-1	4-4	1-1-2	2	4	3	0	0	1	16
Louisville	2-5	2-4	0-0	0-0-0	1	6	3	1	0	0	18
Marquette	4-10	2-4	1-2	0-2-2	3	11	1	4	0	1	18
Florida State	3-11	2-7	4-4	0-3-3	1	12	1	5	0	1	23
at Syracuse	3-9	1-3	2-2	0-1-1	2	9	3	4	0	1	23
Duke	1-3	0-0	3-4	0-2-2	2	5	0	2	0	0	17
vs. Notre Dame (ACC)	5-9	2-5	2-2	0-2-2	0	14	0	0	0	3	19
vs. Virginia Tech	6-10	4-7	3-3	0-4-4	1	19	1	2	0	1	25
vs. Florida State	2-10	0-3	3-3	0-1-1	2	7	2	2	0	1	24
vs. Wisconsin (NCAA)	2-9	1-3	0-0	1-3-4	2	5	2	0	1	0	22
2021-22	FG	3FG	FT	REB	PF	PTS	A	TO	B	S	MP
Loyola Maryland	2-5	1-2	1-1	0-5-5	4	6	5	2	0	1	23
Brown	9-17	6-9	2-2	0-2-2	2	26	6	1	0	0	36
at Charleston	2-3	0-1	2-3	1-1-2	3	6	4	2	0	1	21
vs. Purdue	6-12	2-5	4-4	0-7-7	2	18	4	1	0	0	34
vs. Tennessee	3-11	2-3	6-7	0-4-4	2	14	4	4	0	1	35
UNC Asheville	5-11	2-6	0-0	0-5-5	3	12	1	4	0	2	30
Michigan	4-11	1-3	0-0	0-2-2	1	9	1	1	0	1	28
at Georgia Tech	8-11	4-6	3-3	0-5-5	3	23	5	3	0	1	35
Elon	4-10	1-4	2-3	0-5-5	2	11	0	3	0	2	30
Furman	2-8	0-3	2-5	0-3-3	1	6	7	1	0	0	36
vs. Kentucky	3-8	0-3	4-6	0-1-1	1	10	3	2	0	1	30
App State	7-10	1-1	0-0	0-3-3	1	15	2	1	0	2	34
at Boston College	5-5	2-2	5-5	0-3-3	2	17	3	2	0	0	29
at Notre Dame	6-12	3-7	4-4	0-3-3	2	19	5	2	0	1	39
Virginia	0-10	0-5	2-2	0-5-5	2	2	4	0	1	1	38
Georgia Tech	8-11	4-6	1-2	2-3-5	1	21	6	2	0	1	29
at Miami	3-10	0-3	3-3	1-4-5	1	9	0	4	1	0	29
at Wake Forest	6-12	2-4	4-5	2-3-5	3	18	3	2	0	0	31
Virginia Tech	3-9	1-4	8-9	0-4-4	3	15	2	1	1	1	38
Boston College	4-9	1-5	4-4	0-7-7	3	13	0	3	0	0	34
NC State	6-8	3-4	2-4	1-2-3	1	17	4	1	0	1	28
at Louisville	6-15	4-8	2-2	0-4-4	4	18	5	2	1	1	43
Duke	4-11	0-3	3-4	1-1-2	2	11	2	1	0	2	32
at Clemson	6-11	3-4	1-2	0-3-3	2	16	6	0	0	0	37
Florida State	7-13	2-6	0-1	0-4-4	3	16	5	1	2	1	28
Pittsburgh	1-6	0-2	1-2	0-1-1	3	3	2	2	0	4	35
at Virginia Tech	4-10	2-6	0-0	1-5-6	1	10	2	2	0	1	32
Louisville	5-11	2-5	4-4	0-1-1	4	16	2	0	0	3	36
at NC State	3-8	0-3	0-0	0-3-3	2	6	3	1	0	1	38
Syracuse	6-13	5-11	0-0	0-2-2	1	17	5	4	0	1	42
at Duke	9-16	2-4	1-2	1-4-5	2	21	4	2	1	2	40
vs. Virginia (ACC)	4-13	0-4	0-0	3-5-8	1	8	6	2	1	1	31
vs. Virginia Tech	2-10	1-6	5-6	1-4-5	2	10	1	3	0	1	36
vs. Marquette (NCAA)	1-10	1-5	1-2	1-3-4	0	4	12	1	0	0	30
vs. Baylor	8-17	5-10	9-10	0-5-5	4	30	6	3	0	1	45
vs. UCLA	3-11	1-4	5-5	1-6-7	2	12	3	2	0	0	37
vs. Saint Peter's	2-11	0-4	5-5	0-4-4	4	9	3	2	0	4	39
vs. Duke	6-13	2-4	4-4	0-7-7	4	18	4	1	0	0	36
vs. Kansas	5-17	0-5	5-5	6-6-12	0	15	2	3	0	0	40

2022-23	FG	3FG	FT	REB	PF	PTS	A	TO	B	S	MP
UNCW	6-11	1-3	4-4	0-4-4	2	17	1	1	0	1	37
Charleston	4-8	1-4	2-2	1-2-3	3	11	5	3	1	0	35
Gardner-Webb	4-13	2-6	4-4	2-8-10	2	14	3	2	0	3	35
James Madison	7-16	2-7	5-6	0-2-2	2	21	5	2	0	0	34
vs. Portland	4-11	1-3	4-4	0-3-3	1	13	5	1	0	0	32
vs. Iowa State	5-14	1-7	4-4	1-2-3	3	15	1	2	0	1	32
vs. Alabama	8-24	2-6	1-2	0-9-9	4	19	4	2	0	3	51
at Indiana	4-11	1-2	2-2	1-6-7	2	11	2	3	0	1	33
at Virginia Tech	6-11	0-4	6-7	0-4-4	4	18	1	2	1	2	35
Georgia Tech	8-13	1-2	5-6	2-8-10	3	22	3	4	0	1	35
The Citadel	2-6	2-4	0-0	0-2-2	2	6	3	1	0	0	20
vs. Ohio State	6-13	1-5	8-9	1-7-8	3	21	4	3	0	2	40
vs. Michigan	6-15	4-8	3-4	1-5-6	2	19	5	2	0	1	38
at Pittsburgh	4-11	1-5	7-8	0-5-5	4	16	3	2	0	0	35
Wake Forest	9-14	5-8	4-4	0-4-4	2	27	4	0	0	3	38
Notre Dame	5-11	2-4	1-2	0-5-5	2	13	5	1	0	3	36
at Virginia	6-12	3-5	1-2	1-2-3	3	16	1	4	0	1	35
at Louisville	4-7	2-4	2-2	0-4-4	4	12	5	1	0	0	27
Boston College	6-13	4-7	2-2	0-0-0	3	18	3	1	0	1	32
NC State	5-8	2-4	14-14	0-4-4	2	26	0	3	0	0	37
at Syracuse	4-9	1-4	0-2	1-5-6	3	9	5	1	0	2	35
Pittsburgh	3-15	0-6	2-4	2-6-8	4	8	3	3	0	1	37
at Duke	5-16	1-5	0-0	1-4-5	4	11	5	0	0	0	35
at Wake Forest	4-12	0-4	8-8	1-4-5	3	16	5	3	0	1	31
Clemson	5-12	4-10	3-4	0-2-2	3	17	4	3	0	0	30
Miami	9-18	2-7	3-3	2-3-5	4	23	2	1	0	2	36
at NC State	2-13	1-6	2-2	2-2-4	4	7	3	1	0	0	40
at Notre Dame	5-10	0-4	2-2	0-8-8	4	12	1	1	0	2	33
Virginia	5-10	2-4	4-4	0-10-10	3	16	4	2	0	0	37
at Florida State	7-13	3-7	2-2	0-4-4	3	19	4	3	0	2	38
Duke	6-13	3-5	2-2	0-6-6	2	17	3	1	0	2	38
vs. BC (ACC)	7-12	4-6	0-0	1-3-4	3	18	3	0	0	0	32
vs. Virginia	8-14	4-8	4-5	0-4-4	3	24	1	3	0	1	38
2023-24	FG	3FG	FT	REB	PF	PTS	A	TO	B	S	MP
Radford	6-14	1-5	0-0	0-3-3	1	13	2	2	0	1	28
Lehigh	8-14	3-6	3-3	1-3-4	0	22	1	3	0	3	29
UC Riverside	3-11	1-7	1-1	0-3-3	1	8	4	0	0	0	28
vs. Northern Iowa	4-11	3-7	2-3	1-0-1	1	13	4	3	0	0	31
vs. Villanova	8-22	2-8	5-6	0-5-5	2	23	3	2	0	0	41
vs. Arkansas	9-18	2-5	10-10	0-2-2	3	30	2	1	0	1	35
Tennessee	8-17	5-11	6-6	0-4-4	0	27	2	0	0	0	38
Florida State	8-17	3-9	8-8	0-3-3	1	27	5	2	0	2	38
vs. UConn	8-17	4-8	6-6	0-4-4	2	26	1	1	0	1	38
vs. Kentucky	8-18	3-9	8-9	2-5-7	3	27	4	5	0	0	38
vs. Oklahoma	7-18	5-9	4-4	1-3-4	3	23	5	0	0	3	35
Charleston Southern	7-13	3-6	3-3	0-1-1	0	20	10	0	0	5	26
at Pittsburgh	6-16	3-6	0-0	0-3-3	1	15	4	3	0	1	37
at Clemson	5-13	2-5	2-2	0-4-4	0	14	3	1	0	1	35
at NC State	6-19	4-10	0-0	0-4-4	1	16	1	2	0	1	35
Syracuse	7-12	4-6	4-4	1-1-2	2	22	2	1	0	5	27
Louisville	6-12	4-7	5-5	1-5-6	2	21	6	1	0	2	36
at Boston College	5-14	2-7	4-5	2-4-6	2	16	4	1	0	0	35
Wake Forest	14-23	4-8	4-5	0-4-4	2	36	2	0	0	0	37
at Florida State	9-18	2-8	4-5	0-3-3	3	24	1	4	0	1	35
at Georgia Tech	11-24	3-8	3-4	2-3-5	2	28	4	2	0	1	36
Duke	5-14	2-3	5-6	0-2-2	1	17	5	0	0	1	38
Clemson	7-22	5-12	3-5	0-4-4	3	22	5	0	1	0	38
at Miami	6-19	5-11	8-8	0-7-7	2	25	5	3	1	2	39
at Syracuse	7-17	4-11	1-1	0-0-0	3	19	3	1	0	1	37
Virginia Tech	6-13	3-8	5-6	1-1-2	3	20	5	2	1	0	36
at Virginia	1-14	1-8	9-10	1-3-4	2	12	1	3	2	1	37
Miami	14-22	7-11	7-9	1-5-6	2	42	1	2	0	4	34
NC State	4										



CAROLINA'S CONSENSUS FIRST-TEAM ALL-AMERICAS

Table listing consensus first-team all-Americans from 1923 to 2024, including names like Cartwright Carmichael, Jack Cobb, and RJ Davis.

* named to all the teams that determine the consensus All-Americans

JERRY WEST AWARD (best shooting guard)

Table showing RJ Davis as the 2024 Jerry West Award winner.

ACC PLAYERS OF THE YEAR, UNC

Table listing ACC players of the year from 1957 to 2024, including Lennie Rosenbluth, Pete Brennan, and RJ Davis.

UNC's MOST VALUABLE PLAYER

Table listing UNC's most valuable players, including Armando Bacot, Tyler Hansbrough, and RJ Davis.

POINTS - CAREER, UNC

Table listing UNC players by career points, including Tyler Hansbrough, Armando Bacot, and RJ Davis.

POINTS - CAREER, UNC GUARDS

Table listing UNC guards by career points, including RJ Davis, Phil Ford, and Charlie Scott.

POINTS - CAREER, ACC

Table listing ACC players by career points, including Tyler Hansbrough, J.J. Redick, and RJ Davis.

SCORING AVERAGE - CAREER, UNC GUARDS

Table listing UNC guards by career scoring average, including Charlie Scott, Bobby Lewis, and RJ Davis.

POINTS - SEASON, UNC

Table listing UNC players by season points, including Lennie Rosenbluth, Tyler Hansbrough, and RJ Davis.

POINTS - SEASON, UNC GUARDS

Table listing UNC guards by season points, including RJ Davis, Bobby Lewis, and Charlie Scott.

THREE-POINTERS - CAREER, UNC

Table listing UNC players by career three-pointers, including RJ Davis, Marcus Paige, and Joel Berry II.

THREE-POINTERS - SEASON, UNC

Table listing UNC players by season three-pointers, including RJ Davis, Justin Jackson, and Brady Manek.

THREE-POINTERS - SEASON, ACC

Table listing ACC players by season three-pointers, including J.J. Redick, Dennis Scott, and RJ Davis.

THREE-POINTERS PER GAME - SEASON, UNC

Table listing UNC players by season three-pointers per game, including RJ Davis, Shammond Williams, and Cameron Johnson.

CONSECUTIVE GAMES W/MULTIPLE 3FGS, UNC

Table listing UNC players by consecutive games with multiple 3FGs, including RJ Davis, Justin Jackson, and Marcus Paige.

CONSECUTIVE GAMES WITH A 3FG, UNC

Table listing UNC players by consecutive games with a 3FG, including Caleb Love, RJ Davis, and Marcus Paige.

FREE THROW PERCENTAGE - CAREER, UNC

Table listing UNC players by career free throw percentage, including RJ Davis, Shammond Williams, and Marvin Williams.

FREE THROW PERCENTAGE - SEASON, UNC

Table listing UNC players by season free throw percentage, including Shammond Williams, Joel Berry II, and RJ Davis.

CONSECUTIVE FREE THROWS MADE, UNC

Table listing UNC players by consecutive free throws made, including RJ Davis, Jeff Lebo, and Caleb Love.

20-POINT GAMES - SEASON, UNC

Table listing UNC players by 20-point games in a season, including Lennie Rosenbluth, Tyler Hansbrough, and RJ Davis.


25-POINT GAMES - SEASON, UNC

Table listing UNC players by 25-point games in a season, including Lennie Rosenbluth, Charlie Scott, and RJ Davis.



5 – CADE TYSON

6-7, Junior, Guard/Forward, Monroe, N.C.



Career: Has scored 965 points and made 138 three-pointers in 75 college games • Averaged 15.0 points and 5.3 rebounds in 61 games at Belmont • Led Belmont to 41 wins over the previous two seasons • Top 15 in the Missouri Valley Conference in points per game in both seasons • Was the league's Rookie of the Year in 2022-23 and second-team all-conference in 2023-24 • Has scored in double figures 52 times with a high of 31 at Samford on 12/16/23 • Scored 20 or more points 12 times • Career-high six three-pointers in the 31-point game at Samford and 2/24/24 vs. Missouri State • Made multiple 3FGs 37 times •

Made four or more 11 times • One double-double (19 points, career-best 10 rebounds) at Murray State as a sophomore • Career-high 12 field goals (12 for 17) in a 29-point effort vs. Northern Iowa on 1/17/24.

2024-25 at Carolina: Scored in double figures twice – 23 vs. La Salle and 11 vs. American • Made a three-pointer in four games • Ten of his 19 field goals are threes • Season highs in points (23), field goals (9), 3FGs (5), rebounds (5) and had first assist and block vs. La Salle • Hit four threes and scored 14 points in the second half • Seven of his nine points at Hawai'i came in the second half • Made three 3FGs and scored in double figures for the first time as a Tar Heel (11) vs. American.

2023-24 at Belmont: Second-team All-Missouri Valley Conference • Led the MVC and was second in the nation in three-point percentage • Made 80 of 172 three-pointers for 46.5% • Fourth in the MVC in field goal accuracy (.493) and ninth in scoring at 16.2 points per game • Scored in double figures 25 times with a high of 31 at Samford • Scored 20 or more nine times, including 25 or more five times (31 at Samford, 29 vs. Georgia State and Northern Iowa, 26 at Penn and 25 vs. Missouri State) • Season/career-high six three-pointers at Samford and vs. Missouri State • Made multiple threes in 21 of his 31 games • Three or more 16 times • Made 32 threes over a 10-game stretch late in the season, including 11 in back-to-back games against Missouri State and Murray State.

2022-23 at Belmont: Missouri Valley Conference Freshman of the Year • MVC All-Newcomer and All-Freshman teams • Averaged 13.6 points and 4.6 rebounds • Second in the MVC in free throw percentage (.859) and three-point percentage (.417) and fifth in field goal percentage (.490) • Leading freshman scorer in the MVC • Scored in double figures 25 times • Made multiple 3FGs 14 times • Scored 36 points in his first two games, which set Belmont's Division I-era record • Hit game-winning shot in debut vs. Ohio on 11/7/22, which was featured on ESPN's Top 10 plays • Season-high 24 points vs. Indiana State in the MVC Tournament • Other top scoring games included 20 vs. Missouri State, 19 vs. UIC and 18 points at Furman and Murray State • Season-best 4 for 6 from three-point range at Murray State.

Prep: Played four seasons at Carmel Christian School in Matthews, N.C., for head coach Joe Badgett • 2022 North Carolina Mr. Basketball • Charlotte Observer and Raleigh News & Observer NC Super Team • Finalist for the Charlotte Observer's Athlete of the Year • Scored more than 2,000 points • Led Carmel Christian to a 55-4 record his final two seasons • Averaged 24.0 points, 8.0 rebounds, 3.0 assists and 1.9 steals as a senior in leading to Carmel Christian to the NCISAA 4A state championship • Scored 31 points in state championship game as CCS defeated nationally-ranked Greensboro Day • Charlotte Observer's Team of the Year • Scored career-high 48 points vs. Rabun-Gap • Averaged 16.0 points and 8.0 rebounds as a junior and 22.0 points and 8.0 rebounds as a sophomore •

2024-25	FG	3FG	FT	REB	PF	PTS	A	TO	B	S	MP
Elon	1-6	0-3	0-0	1-1-2	2	2	0	0	0	0	17
at Kansas	0-1	0-0	0-0	0-0-0	0	0	0	0	0	0	1
American	4-8	3-7	0-0	0-2-2	2	11	0	1	0	0	21
at Hawai'i	3-5	1-3	2-2	0-0-0	3	9	0	0	0	0	15
vs. Dayton	0-1	0-1	2-2	1-0-1	1	2	0	0	0	1	3
vs. Auburn	0-0	0-0	0-1	0-1-1	2	0	0	0	0	0	1
vs. Michigan State	0-0	0-0	0-0	0-1-1	0	0	0	0	0	0	2
Alabama	0-0	0-0	0-0	0-0-0	1	0	0	0	0	0	8
Georgia Tech	0-1	0-1	0-0	0-0-0	0	0	0	0	0	0	5
La Salle	9-14	5-10	0-1	1-4-5	4	23	1	1	1	2	21
vs. Florida	0-3	0-2	0-0	0-2-2	2	0	1	0	0	0	15
vs. UCLA	0-0	0-0	0-2	0-2-2	0	0	0	1	0	0	7
Campbell	1-5	0-4	1-2	1-2-3	2	3	0	0	0	0	18
at Louisville	1-3	1-1	0-0	0-3-3	5	3	0	0	0	0	15
at Notre Dame											
SMU											
at NC State											
Cal											
Stanford											
at Wake Forest											
Boston College											
at Pitt											
at Duke											
Pitt											
at Clemson											
at Syracuse											
NC State											
Virginia											
at Florida State											
Miami											
Virginia											
at Virginia Tech											
Duke											

Played AAU basketball for Team Curry • Graduated with honors.

Personal: Born Cade Washington Tyson on Aug. 11, 2003, in Monroe • Son of Jonathan and Torri Tyson • His brother, Hunter, played for Clemson from 2018-23, and plays for the Denver Nuggets • His father played basketball at Wingate • Has a twin sister who attends NC State • Majoring in exercise and sports science/sports administration.

TYSON'S STATS (2022-24 at Belmont)																			
Year	GP-GS	Min.	Ave.	FGM-A	Pct.	3FGM-A	Pct.	FTM-A	Pct.	Off	Def	Reb	Ave.	A	TO	B	S	Pts	Ave.
2022-23	30-28	872	29.1	144-294	.490	48-115	.417	73-85	.859	33	105	138	4.6	28	38	11	30	409	13.6
2023-24	31-31	981	31.6	176-357	.493	80-172	.465	71-83	.855	35	148	183	5.9	49	44	18	27	503	16.2
Totals	61-59	1853	30.4	320-651	.492	128-287	.446	144-168	.857	68	253	321	5.3	77	82	29	57	912	15.0
Year	GP-GS	Min.	Ave.	FGM-A	Pct.	3FGM-A	Pct.	FTM-A	Pct.	Off	Def	Reb	Ave.	A	TO	B	S	Pts	Ave.
2024-25	14-0	149	10.6	19-47	.404	10-32	.313	5-10	.500	4	18	22	1.6	2	3	1	3	53	3.8
3-Yr Totals	75-59	2001	26.7	339-698	.486	138-319	.433	149-178	.837	72	271	343	4.6	79	85	30	60	965	12.9



7 – SETH TRIMBLE

6-3, Junior, Guard, Menomonee Falls, Wis.



X: @sethtrimble1, Instagram: sethtrim

Career: Made 15 starts in 80 games, including the first 12 games this season as part of UNC's three-guard lineup • Scored in double figures 18 times (seven times in the first two years and 11 times as a junior) with a high of 27 vs. Dayton on 11/25/24.

2024-25: Did not play vs. Campbell and Louisville due to an upper body injury • Set career scoring highs three times and has surpassed his top scoring game from his first two seasons seven times thus far • Averaging 14.8 points, an increase of

9.6 ppg from last season and the second highest average on the team • Second on the team in free throw percentage (.842) and attempts (48 for 57) • Double figures in 11 games (nine vs. Michigan State in the other) • Made at least one three in 10 of his 12 games (1 for 11 in his last three) • Averaging 4.8 rebounds (2.7 more than last season), second highest on the team • Has six or more rebounds five times (26 in the last four games) and led the Tar Heels in rebounding twice • Scored 11 of his 12 points vs. UCLA in the second half • Gave UNC its first lead of the second half vs. Florida on a three-point play after one of his three steals • Scored six straight points to tie the game and spark a 13-0 run and finished with a team-high 19 points in the win over Georgia Tech • Tied his career high with eight free throws (in nine attempts) • Also led UNC with three offensive rebounds and tied his career high with four steals • Named to the Maui Invitational All-Tournament team after averaging 17.7 points in the three games • Hit a game-tying 3FG with 4.3 seconds to play vs. Michigan State • Tied career high with three 3FGs vs. Auburn • Career-high 27 points (17 in the second half) on 10 of 14 from the floor in the 21-point comeback win over Dayton • Added a game-high 10 rebounds vs. Dayton for his first career double-double • Scored 13 of UNC's 23 points in one stretch as UNC cut its deficit from 14 to three • Secured the rebound on the final play for his first double-double • Scored 11 of his 13 points at Hawai'i in the second half • Scored a team-high 19 points at Kansas, his second straight career high • Was first time he led UNC in scoring in his career • Also set career highs from the FT line (8 for 8) and minutes (33) • Set a then-career high in points (15) and had career-bests in 3FGs (3) and field goals (6, tied) vs. Elon • Elon was the first game he ever played 30 minutes • Scored 33 points in exhibition win at Memphis.

2023-24: Third-leading vote-getter for ACC Sixth Man of the Year • Averaged 5.2 points in 17.1 minutes per game • Was the team's leading scorer off the bench • Scored in double figures six times (season and career-high 12 three times) and had nine points in two other games • Carolina went 6-0 when he scored in double figures • Shot 47% from the floor, including 41.9% from three (made 13 of 31, 1 of 6 as a freshman) • Made 18 of 31 shots from the floor over the last 10 games • Averaged 8.0 points in the two wins over Duke.

2022-23: Averaged 1.8 points and 0.6 assists in 9.8 minutes per game • Played in all 33 games • Season-highs included 11 points in the home win over Wake Forest and five assists vs. The Citadel • Scored 50 of his 58 points in the first 17 games • Made his first college start vs. Notre Dame in early January • Played the second-most minutes among the non-starters • Played 20 or more minutes four times with highs of 23 vs. Notre Dame and 22 vs. Wake Forest.

Prep: Played for Coach Brian Hallenbeck at Menomonee Falls High School • Scored more than 2,000 career points • Gatorade Player of the Year and Mr. Basketball in Wisconsin in 2022, when he led Menomonee Falls to a 25-4 record and the Division I sectional finals • Averaged 27.1 points, 7.4

2024-25	FG	3FG	FT	REB	PF	PTS	A	TO	B	S	MP
Elon	6-12	3-4	0-1	0-2-2	1	15	3	1	1	2	30
at Kansas	5-11	1-3	8-8	1-3-4	1	19	0	1	0	0	33
American	4-6	1-2	4-4	0-6-6	0	13	1	2	1	1	26
at Hawai'i	3-8	1-1	6-7	0-3-3	2	13	4	0	2	2	29
vs. Dayton	10-14	2-5	5-5	3-7-10	4	27	1	1	1	0	33
vs. Auburn	7-13	3-6	0-2	0-1-1	3	17	1	3	0	1	30
vs. Michigan State	3-9	1-2	2-3	0-2-2	0	9	3	2	1	4	37
Alabama	4-13	1-4	3-4	2-2-4	2	12	1	1	0	0	28
Georgia Tech	5-6	1-1	8-9	3-4-7	2	19	0	0	0	4	34
La Salle	4-7	0-3	2-3	2-6-8	1	10	4	3	0	2	30
vs. Florida	4-10	0-2	3-3	4-3-7	4	11	0	0	0	3	34
vs. UCLA	2-10	1-6	7-8	1-3-4	1	12	2	2	2	2	31
Campbell											DNP - upper body inj
at Louisville											DNP - upper body inj
at Notre Dame											
SMU											
at NC State											
Cal											
Stanford											
at Wake Forest											
Boston College											
at Pitt											
at Duke											
Pitt											
at Clemson											
at Syracuse											
NC State											
Virginia											
at Florida State											
Miami											
Virginia											
at Virginia Tech											
Duke											

rebounds, 4.4 assists and 2.3 steals as a senior • Greater Metro Conference Player of the Year in 2022 and was a two-time first-team All-Greater Metro Conference honoree • Averaged 23.3 points and 3.5 assists as a junior and 20 points and 3.2 assists as a sophomore • Scored a career high 45 points as a junior in a win over Whitnall • Competed in the 2022 National High School Slam Dunk Contest • Won a gold medal with Team USA's U18 Men's National Team in the 2022 FIBA U18 Americas Championship, which was played in Mexico • Averaged 9.7 points, 2.7 rebounds and 2.5 assists in the six games, all wins • Scored 16 points against Argentina in the semifinals and had six points, four assists and two steals in the gold medal game vs. Brazil • Led the tournament in free throw percentage, converting 15 of 18 (.833).

Personal: Born Seth Louis Trimble on Aug. 9, 2004, in Wauwatosa, Wis. • Son of Laurence and Trevor Trimble • His brother, J.P. Tokoto, played at Carolina from 2012-15 • Majoring in exercise and sports science/sports administration • Played soccer through eighth grade • Made the honor roll three times.

Year	GP-GS	Min.	Ave.	TRIMBLE'S STATS												Pts	Ave.		
				FGM-A	Pct.	3FGM-A	Pct.	FTM-A	Pct.	Off	Def	Reb	Ave.	A	TO			B	S
2022-23	33-2	322	9.8	20-44	.455	1-6	.167	17-31	.548	3	24	27	0.8	21	20	9	6	58	1.8
2023-24	35-1	599	17.1	62-132	.470	13-31	.419	44-66	.667	18	56	74	2.1	32	22	7	13	181	5.2
2024-25	12-12	380	31.7	57-119	.479	15-39	.385	48-57	.842	16	42	58	4.8	20	16	8	21	177	14.8
Totals	80-15	1302	16.3	139-295	.471	29-76	.382	109-154	.708	37	122	159	2.0	73	58	24	40	416	5.2



9 – DRAKE POWELL

6-6, Freshman, Guard/Forward, Pittsboro, N.C.



2024-25: Started the last seven games • Averaging 6.6 points and 3.5 rebounds in 22.5 minutes per game • Is 12 for 18 (66.7%) from the floor and averaged 11.3 points in the last three games • Scored in double figures three times, including the last two games vs. Campbell and Louisville • Second on the team with 10 blocks • Made 6 of 11 field goals and had 14 points at Louisville but fouled out with 4:17 to play • The Cards led 70-69 when he fouled out and out-scored UNC, 13-1, the rest of the game • Twelve points vs. Campbell was his first game in double figures since Michigan State on 11/27 • Made two 3FGs vs. the Camels, first time with multiple threes since the loss to Michigan State • Eight points vs. UCLA was his top scoring game since Maui • Seven points and six rebounds vs. La Salle • Season highs in field goals (7 for 9), threes (4 for 6), scoring (18) and minutes (33) vs. Michigan State • Made a corner three with 1:13 to play to give UNC the lead at 88-87, a lead it would maintain the rest of the game in the win over Dayton • Scored seven points, had 11 rebounds (most by a Tar Heel in the first three games) and blocked three shots (also the most) vs. American • Hit his first three and scored five points in debut vs. Elon.

Prep: Came to UNC from Northwood High School in Pittsboro, where he played for Coach Matt Brown • Averaged 17.7 points (57% FG, 41% 3pt, 82%FT), 7.9 rebounds, 4.5 assists, 2.2 steals, and 1.2 blocks per game as a senior • Northwood went 16-0 in league play and advanced to the regional semifinals in 2024 and finished second in the state in 2021 and 2023 • First-team all-state in 2023 and 2024 • Played in the 2024 McDonald's, Jordan Brand and Iverson all-star games • Two-time NCBCA All-State selection • Mid-Carolina 1A/2A Conference Player of the Year in 2024 and 2023 3A Central Conference player of the year • Notable games from his senior season included a 29-point, 13-rebound double-double in the season-opening win against North Moore, a 25-point outing against North Salem (Oregon) in the Capitol City Classic, a 30-point, 12-rebound game to beat Richmond in the John Wall Invitational and a 22-point night in his final game in the East Regional semifinal at Farmville Central • Averaged 18.6 points, seven rebounds and 3.9 assists per game as a junior • Played AAU for Chris Paul's CP3.

Personal: Born Sept. 8, 2005, in Durham • The son of Detric and Cherice Powell • His father played baseball at UNC and mother was an all-state high school basketball player and also attended UNC • His sister, Cera, played volleyball at Virginia Tech and UConn • His brother, Deuce, was a three-sport standout at Northwood, who played basketball at Louisburg College and also attended North Carolina A&T • Cousins with UNC head coach Hubert Davis • Played two seasons of baseball in high school.

2024-25	FG	3FG	FT	REB	PF	PTS	A	TO	B	S	MP
Elon	2-8	1-2	0-0	0-2-2	1	5	2	0	1	1	17
at Kansas	1-4	0-2	0-0	0-4-4	0	2	0	0	1	0	20
American	2-5	0-1	3-4	1-10-11	2	7	0	2	3	1	26
at Hawai'i	1-3	0-1	2-2	1-2-3	1	4	0	0	1	0	16
vs. Dayton	2-2	2-2	0-0	0-4-4	1	6	0	0	0	2	23
vs. Auburn	1-2	0-1	0-0	0-1-1	0	2	2	0	0	1	21
vs. Michigan State	7-9	4-6	0-0	0-1-1	3	18	1	1	1	0	33
Alabama	3-5	0-1	0-0	1-2-3	2	6	2	0	0	2	25
Georgia Tech	0-2	0-2	0-0	0-1-1	2	0	1	2	0	0	15
La Salle	2-3	1-2	2-4	2-4-6	2	7	1	2	1	0	19
vs. Florida	1-5	0-2	0-0	0-1-1	1	2	0	1	1	2	13
vs. UCLA	2-2	1-1	3-4	0-5-5	0	8	1	1	1	0	24
Campbell	4-5	2-3	2-2	0-3-3	4	12	2	0	0	0	30
at Louisville	6-11	0-2	2-2	0-4-4	5	14	0	1	0	0	32
at Notre Dame											
SMU											
at NC State											
Cal											
Stanford											
at Wake Forest											
Boston College											
at Pitt											
at Duke											
Pitt											
at Clemson											
at Syracuse											
NC State											
Virginia											
at Florida State											
Miami											
Virginia											
at Virginia Tech											
Duke											

Year	GP-GS	Min.	Ave.	POWELL'S STATS								Off	Def	Reb	Ave.	A	TO	B	S	Pts	Ave.
				FGM-A	Pct.	3FGM-A	Pct.	FTM-A	Pct.												
2024-25	14-7	31.4	22.5	34-66	.515	11-28	.393	14-18	.778	5	44	49	3.5	12	10	10	9	93	6.6		



11 – IAN JACKSON
6-4, Freshman, Guard, The Bronx, N.Y.



2024-25: ACC Rookie of the Week following his 26-point performance vs. Campbell on 12/29 • Has scored 73 points in the last three games (24.3 ppg) and 141 in the last eight (17.6 ppg) • First Tar Heel freshman to score 20 or more points in consecutive games since Cole Anthony in 2019-20 and the third ever to score 23 or more in three straight games (Phil Ford in 1974-75 and Al Lifson in 1951-52) • Overall, averaging 13.9 points, third most on the team • Shooting 49.6% from the floor, including 41.5% from three (22 of 53) • Made 29 of 53 (54.7%) field goals in the last four games • Averaged 28 minutes in the last eight games (34.3 in the last three) • Scored in double figures nine times, including seven of the last eight games • Four 20-point games (26 vs. Campbell, 24 vs. UCLA, 23 vs. Alabama and 23 at Louisville) • Has made a three in all 13 games (DNP vs. American due to a lower leg injury), including multiple 3FGs in each of the last three games.

Season-high 7 for 11 from the line and 7 for 15 from the floor for a team-high 23 points at Louisville (third-straight game leading UNC in scoring, first freshman to do that since Anthony in 2019-20) • Scored 24 points, 13 in the first half, in the win over UCLA • Hit three first-half threes vs. the Bruins • The 24 points were the second most ever by a Tar Heel freshman in Madison Square Garden • Scored all 11 of his points vs. Florida in the second half, including six straight and nine of 14 points that helped the Tar Heels pull within a point • Made 10 of 17 from the floor, made three 3FGs and scored a game-high 23 points against 10th-ranked Alabama • Most points by a Tar Heel freshman since 2021 (Caleb Love 25 vs. Duke) • First 10-FG game by a freshman since Cole Anthony in 2019-20 • Season highs in field goals (5 for 8), scoring (14) and minutes (21) vs. Michigan State • Three-pointer helped fuel UNC's 21-point comeback win over Dayton • Went 6 for 6 from the line, hit a big three-pointer to end the first half to give UNC a seven-point lead and finished with 11 points at Hawai'i • First double-figure scoring game as a Tar Heel when he hit two threes and totaled 10 points at No. 1 Kansas.

Prep: Came to UNC from Our Saviour Lutheran High School in The Bronx, where he was coached by Peter Wehye • Averaged 23.9 points, 6.1 rebounds, 3.1 assists, and 1.6 steals per game in Overtime Elite for OSL (which went by the team name Jelly Fam when they played in Overtime Elite) • Transferred to OSL after three years at Cardinal Hayes, where he topped the 1,000-point mark • Averaged 19.8 points, five rebounds and four assists as a junior, when Hayes won the Class AA state title • Earned first-team All-OTE honors as a senior • Participated in several all-star games, including the McDonald's All-American game, where he scored 21 points, and the Nike Hoop Summit • Had a team-high four assists as USA beat the World Team, 98-75 • Named Most Improved Player in Damian Lillard's Formula Zero Elite Camp in Phoenix in August 2024 • MaxPreps named him the National Sophomore of the Year in 2022 after averaging 19.8 points and four assists in leading Hayes to the state title • Represented USA Basketball in the 2021 FIBA U16 Americas (gold), 2022 U17 World Championships (gold) and 2023 U19 World Cup • In 2021, he averaged 9.3 points in six games, while putting up 11.9 points and 4.6 rebounds in seven games at the 2022 event • Member of the 2024 USA Men's Junior National Select Team • Played for the Wiz Kids 3SSB.

Personal: Born Feb. 14, 2005, in Harlem, N.Y. • Son of Dwight Jackson and Latisha Simon • One of seven brothers • Hosts a podcast "Captain-JackPod."

2024-25	FG	3FG	FT	REB	PF	PTS	A	TO	B	S	MP
Elon	2-7	1-4	0-0	1-0-1	0	5	0	0	0	0	12
at Kansas	3-4	2-2	2-2	1-1-2	1	10	1	1	1	0	15
American	DNP - lower leg										
at Hawai'i	2-5	1-1	6-6	0-2-2	4	11	2	1	0	1	19
vs. Dayton	2-6	1-3	0-0	0-1-1	0	5	0	0	0	0	18
vs. Auburn	3-7	1-3	2-2	0-3-3	1	9	0	0	0	0	18
vs. Michigan State	5-8	2-4	2-4	0-4-4	1	14	0	1	0	0	21
Alabama	10-17	3-5	0-1	0-5-5	2	23	0	0	0	2	28
Georgia Tech	5-14	1-4	4-4	1-1-2	1	15	1	1	0	0	27
La Salle	2-6	1-3	0-0	0-7-7	0	5	3	0	0	2	24
vs. Florida	5-9	1-4	0-0	0-1-1	3	11	0	2	0	0	22
vs. UCLA	8-13	3-7	5-8	1-3-4	3	24	0	4	0	0	32
Campbell	9-16	3-8	5-7	0-5-5	1	26	1	0	0	0	36
at Louisville	7-15	2-5	7-11	1-3-4	3	23	1	2	1	1	35
at Notre Dame											
SMU											
at NC State											
Cal											
Stanford											
at Wake Forest											
Boston College											
at Pitt											
at Duke											
Pitt											
at Clemson											
at Syracuse											
NC State											
Virginia											
at Florida State											
Miami											
Virginia											
at Virginia Tech											
Duke											

Year	GP-GS	Min.	Ave.	JACKSON'S STATS								Off	Def	Reb	Ave.	A	TO	B	S	Pts	Ave.
				FGM-A	Pct.	3FGM-A	Pct.	FTM-A	Pct.												
2024-25	13-2	307	23.6	63-127	.496	22-53	.415	33-45	.733	5	36	41	3.2	9	12	2	6	181	13.9		



13 – JALEN WASHINGTON

6-10, Junior, Forward, Gary, Ind.



X: @jalen_w13, Instagram: w._jalen

Career: Played in 71 games • Scored in double figures seven times with a high of 18 vs. American on 11/15/24 • Shooting 60.6% from the floor • Career-high nine rebounds at Kansas on 11/8/24.

2024-25: Averaging 6.2 points and 4.9 rebounds • Leads the team in rebounding • Is 36 for 63 from the floor (57.1%) • Double figures (10) vs. Campbell, the second time this year and first time in 10 games • Huge offensive rebound and basket tied the game at 72 with 1:32 to play in the 76-74 win over UCLA • Was 3 for 6 from the floor vs.

Florida after making four field goals in the previous five games • Scored all nine of his points in the second half vs. Dayton • Made two big buckets in the last five minutes and converted one of them into a three-point play with 4:05 left to cut Dayton's six-point lead in half • Career-best 18 points (6 for 6 FG, 6 for 7 FT) vs. American, the first time he led UNC in scoring • Seven points and a career-high nine rebounds at Kansas (eight of his nine boards came in the second half) • Eight points and four boards in first college start vs. Elon • Limited to 21 minutes after picking up two first-half fouls • Scored all eight of his points in 14 minutes in the second half.

2023-24: Averaged 3.9 points and 2.6 rebounds • Made 54 of 77 shots from the floor (70.1%), including 12 of 15 in the last seven games • Made 8 of 15 from three-point range • Scored in double figures four times this season (each time in 16 or fewer minutes) and five times as a Tar Heel.

2023-24 Game Highlights: Made all three of his FG attempts and scored six points in six minutes in the ACC semifinal win over Pittsburgh • Six rebounds and two blocks vs. Florida State in the ACC quarterfinal • Catch in traffic and dunk in the first half in the win at Duke • Made both of his three-point attempts and totaled 10 points against Notre Dame • Had a season-high offensive rating of 199 • Highest scoring output since Jan. 17 vs. Syracuse • Six rebounds and a career-high four blocked shots, all in the first half, in the win at Virginia • Made 3 for 4 from the floor and scored seven points in the win over Virginia Tech, his top scoring outing in five games • Hit his first three since December 29 and totaled five points at Syracuse • Eight points and five rebounds (career-high four offensive) at Georgia Tech • Made 4 of 5 from the floor, scored 11 points and had six rebounds, two assists and two steals in 12 minutes vs. Syracuse • Grabbed a career-high eight rebounds and was plus 7 in the win at NC State (was his second-best plus/minus in a ACC game) • Career highs in scoring (17) and rebounding (7) in a season-long 16 minutes against Charleston Southern • Was 7 for 9 from the floor and made a pair of threes against CSU • Hit his third three-pointer and totaled seven points in the win over Tennessee • Scored six first-half points in the win over Arkansas • Hit his first two college three-pointers, also had career highs in offensive rebounds (3) and blocks (2) and scored in double figures for the second time (11) in the win over UC Riverside • Eight points and four rebounds vs. Radford (was his highest point total since 1/10/23 at Virginia).

2022-23: Averaged 2.2 points and 1.4 rebounds in 20 games • Grabbed three rebounds in the win over Virginia • Two field goals (first multi-FG game in seven games) vs. Clemson • Made all four of his free throws at Louisville and was a plus 18 in 19 minutes vs. the Cards • Breakout game at Virginia when he scored 13 points and grabbed six rebounds in 27 minutes • Pressed into extended minutes after Armando Bacot injured his ankle less than two minutes into the game with Pete Nance already out with a strained back • Scored 12 first-half points as Carolina built a 29-27 lead • Came into the game having played 19 minutes total in his previous six games • Three rebounds in home win over Notre Dame • Six points in

2024-25	FG	3FG	FT	REB	PF	PTS	A	TO	B	S	MP
Elon•	4-7	0-1	0-0	2-2-4	3	8	1	1	1	1	21
at Kansas•	3-5	0-1	1-2	3-6-9	4	7	1	1	1	0	18
American•	6-6	0-0	6-7	2-1-3	3	18	0	1	0	0	18
at Hawai'i•	3-5	0-1	2-4	1-4-5	3	8	1	0	0	1	23
vs. Dayton•	4-6	0-0	1-3	2-3-5	2	9	0	2	2	0	24
vs. Auburn•	1-4	0-0	0-2	0-2-2	2	2	0	3	1	0	17
vs. Michigan State•	0-1	0-0	0-0	0-7-7	2	0	0	1	2	0	13
Alabama•	1-5	0-3	1-2	2-3-5	2	3	0	2	0	0	12
Georgia Tech	1-2	0-0	0-0	1-5-6	1	2	0	2	0	1	20
La Salle	1-3	0-1	1-1	2-2-4	0	3	0	1	1	0	8
vs. Florida	3-6	0-0	1-2	1-2-3	2	7	0	0	0	0	15
vs. UCLA	1-1	0-0	1-2	1-3-4	1	3	0	1	0	0	12
Campbell•	5-7	0-0	0-0	2-3-5	2	10	0	1	1	0	14
at Louisville•	3-5	0-0	1-1	2-4-6	2	7	0	2	0	0	17
at Notre Dame											
SMU											
at NC State											
Cal											
Stanford											
at Wake Forest											
Boston College											
at Pitt											
at Duke											
Pitt											
at Clemson											
at Syracuse											
NC State											
Virginia											
at Florida State											
Miami											
Virginia											
at Virginia Tech											
Duke											


six minutes vs. The Citadel • Made his collegiate debut and scored his first two points on 12/10 vs. Georgia Tech.

WASHINGTON'S STATS																			
Year	GP-GS	Min.	Ave.	FGM-A	Pct.	3FGM-A	Pct.	FTM-A	Pct.	Off	Def	Reb	Ave.	A	TO	B	S	Pts	Ave.
2022-23	20-0	113	5.7	16-35	.457	0-7	.000	11-17	.647	3	24	27	1.4	2	7	1	1	43	2.2
2023-24	37-0	308	8.3	54-77	.701	8-15	.533	27-42	.643	33	62	95	2.6	7	14	21	3	143	3.9
2024-25	14-10	230	16.5	36-63	.571	0-7	.000	15-26	.577	21	47	68	4.9	3	18	9	3	87	6.2
Totals	71-10	652	9.2	106-175	.606	8-29	.276	53-85	.624	57	133	190	2.7	12	39	31	7	273	3.8



22 – VEN-ALLEN LUBIN

6-8, Junior, Forward, Orlando, Fla.



Career: Made 37 starts (four at UNC) in 65 games • Averaged 8.5 points and 5.1 rebounds • Scored in double figures 29 times with a high of 25 twice (2/13/24 vs. Texas A&M and 3/9/24 vs. Florida) • Scored 20 or more points three times, all in the last nine games his sophomore season at Vanderbilt • Six games with double-figure rebounds and six double-doubles • Career-best 13 rebounds on 11/25/22 vs. St. Bonaventure • Scored two points with five rebounds vs. the Tar Heels in the Smith Center playing for Notre Dame on 2/22/23 • Career-high nine field goals four times, once at Notre Dame and three times at Vanderbilt • Teammate of Cormac Ryan while at Notre Dame • Played for former Tar Heel Jerry Stackhouse at Vanderbilt.

2024-25: Averaging 6.0 and 4.4 rebounds • Started four games • Leads the team with 13 blocks and is second with 20 offensive rebounds • Scored in double figures three times (Kansas, Auburn and La Salle) • Shooting 71.7% from the floor (33 for 46) • Game-high nine rebounds at Louisville • Tied his season high with 10 points vs. La Salle • Eight rebounds vs. Georgia Tech in his first start as a Tar Heel • Eight points and two blocks vs. Alabama • Had 10 points and nine rebounds against Auburn and nine points vs. Michigan State in the final two games in Maui • Eight points and five rebounds vs. American • Made all four of his field goal attempts and scored 10 points at Kansas in 14 minutes, his first double-figure scoring game as a Tar Heel • Seven rebounds (team-high four offensive) and two blocks in his UNC debut vs. Elon.

2023-24 at Vanderbilt: Started all 26 games in which he played (missed the first four games and six overall due to injury) • Averaged 12.3 points and 6.3 rebounds (2.5 offensive) • Led the Commodores in field goal percentage (50.0%), offensive rebounds (64, 30 more than any other player) and blocked shots (26), was second in rebounding and third in scoring • Scored in double figures 18 times with highs of 25 twice (vs. Texas A&M and Florida) and 21 in the SEC Tournament vs. Arkansas • Five games with 10 or more rebounds and five double-doubles • First Commodore with consecutive 20-point/10-rebound games since 2004 (25/11 in the regular-season finale vs. Florida and 21/10 in the SEC Tournament vs. Arkansas) • Season-high 12 boards at Auburn and Arkansas • Made a season-best nine field goals once vs. the Aggies and twice vs. the Razorbacks • Had 17 points, 12 rebounds (career-high eight offensive) and three blocks on 1/31/24 at Auburn • That was one of 10 games when he grabbed three or more offensive rebounds • Made 34 of his last 62 field goal attempts (55.4%) • Had 16 points and eight rebounds against NC State in first game as a Commodore.

2022-23 at Notre Dame: Made seven starts in 28 contests playing for the Irish • Averaged 6.2 points and 4.4 rebounds • Led Notre Dame in field goal percentage (.580) and blocks (23) • Scored in double figures eight times with a high of 19 late in the season at Wake Forest • Six of his eight double-figure scoring games were in ACC play • Added eight boards and three blocks in his 19-point effort at Wake Forest • Had 10 points and six rebounds at Duke, 10 points and eight boards vs. Syracuse and 13 and seven against Georgia Tech.

2024-25	FG	3FG	FT	REB	PF	PTS	A	TO	B	S	MP
Elon	2-4	0-0	0-0	4-3-7	2	4	0	0	2	1	17
at Kansas	4-4	0-0	2-2	1-2-3	5	10	0	1	1	0	14
American	3-5	0-0	2-2	1-4-5	3	8	0	0	0	1	17
at Hawai'i	2-2	0-0	0-0	0-2-2	2	4	0	1	0	0	8
vs. Dayton	0-0	0-0	0-0	0-1-1	0	0	0	1	0	0	8
vs. Auburn	4-6	0-0	2-2	4-5-9	2	10	0	1	1	0	23
vs. Michigan State	3-3	0-0	3-4	1-2-3	1	9	0	0	0	0	12
Alabama	3-4	0-0	2-2	2-2-4	0	8	0	1	2	1	17
Georgia Tech	2-2	0-0	1-3	2-6-8	5	5	0	1	1	1	16
La Salle	4-4	0-0	2-4	2-3-5	1	10	0	1	1	0	21
vs. Florida	3-4	0-0	1-3	1-3-4	3	7	0	0	1	1	23
vs. UCLA	1-2	0-0	0-0	1-0-1	2	2	0	0	0	1	11
Campbell	1-1	0-0	0-0	0-1-1	0	2	0	0	2	0	7
at Louisville	1-5	0-0	3-4	1-8-9	2	5	1	1	2	1	21
at Notre Dame											
SMU											
at NC State											
Cal											
Stanford											
at Wake Forest											
Boston College											
at Pitt											
at Duke											
Pitt											
at Clemson											
at Syracuse											
NC State											
Virginia											
at Florida State											
Miami											
Virginia											
at Virginia Tech											
Duke											

Prep: Led Orlando Christian Prep to the 2020 Class 2A state title • Played for Coach Treig Burke • Earned first-team all-state honors from SourceHoops.com/Florida Association of Basketball Coaches • A 4.0 student • Played AAU for Southeast Elite.

Personal: Born Ven-Allen Fritz Lubin on Jan. 23, 2004, in Orlando, Fla. • Son of Lubenique Lubin and Carmene Francois • Majoring in exercise and sports science/sports administration • Played for the Southeast Elite Grassroots Academy AAU team • Averaged 5.1 points and 5.7 rebounds on the U19 National Team in the 2023 FIBA Men's U19 World Cup in Debrecen, Hungary.

LUBIN'S STATS (2022-23 at NOTRE DAME, 2023-24 at VANDERBILT)

Year	GP-GS	Min.	Ave.	FGM-A	Pct.	3FGM-A	Pct.	FTM-A	Pct.	Off	Def	Reb	Ave.	A	TO	B	S	Pts	Ave.
2022-23	28-7	489	17.5	76-131	.580	1-11	.091	21-31	.677	44	79	123	4.4	10	21	23	9	174	6.2
2023-24	26-26	732	28.2	118-236	.500	13-39	.333	71-97	.732	64	101	165	6.3	12	31	26	15	320	12.3
2024-25	14-4	217	15.5	33-46	.717	0-0	-	18-26	.692	20	42	62	4.4	1	8	13	7	84	6.0
Totals	68-37	1438	21.1	227-413	.550	14-50	.280	110-154	.714	128	222	350	5.1	23	60	62	31	577	8.5



24 – JAE'LYN WITHERS

6-9, Graduate, Forward, Charlotte, N.C.



X: @jaelynwitthers
Instagram: jaelynwitthers

Career: Earned his degree in 2023 in exercise science from the University of Louisville • Scored 884 points in 132 games at UL and UNC • Made 45 starts in 81 games over three seasons for the Cardinals, averaging 8.1 points and 5.6 rebounds • Has scored in double figures 37 times (seven times as a Tar Heel) with a career-best 20 points twice, grabbed a career-high 13 rebounds twice and has seven double-doubles in points and rebounds • Made a career-best four three-pointers three times • Originally from Charlotte, where his

father, Curtis, was a three-time all-conference standout for the 49ers • First name pronounced JAY-lynn.

2024-25: Averaging 5.4 points and 4.6 rebounds • Scored in double figures against Elon, Kansas and Auburn • Game-high seven rebounds vs. Campbell • Went 7 for 8 from the line against Auburn • Career-high four assists vs. American • Made three 3FGs, all in the second half, at Kansas • Scored all 11 points vs. the Jayhawks as UNC scored 51 second-half points at KU • Had 10 points and 10 rebounds vs. Elon in his fourth start as a Tar Heel.

2023-24 at Carolina: Averaged 4.2 points and 3.6 rebounds • Third on the team with 18 blocked shots • Plus/minus of +168 was the highest among the non-starters • Had 43 rebounds in the last seven games (6.1) • Season-high 16 points and tied his best with 10 rebounds vs. Wagner in the NCAA first round • Scored 10 of his 16 in the first half helping UNC build a 12-point lead at the break • Had six rebounds in 11 minutes vs. NC State in the ACC championship game • Six points, seven boards and hit his first 3FG in 14 games vs. FSU in the quarterfinals • Six points and eight rebounds (season-best four offensive) in the win at Duke • Had more rebounds in 11 minutes than any Duke player • Grabbed an offensive rebound, was fouled and made two free throws with 2.6 seconds to play to secure the Feb. 26 win over Miami • Five rebounds and was a plus 11 at Virginia • Scored nine points in the win at Boston College, including his first 3FG in ACC play • First double-double as a Tar Heel with 15 points and 10 boards in the win over Louisville • Led UNC in second-half scoring with 10 of his 15 points (including eight after the Cards cut a 20-point deficit to five) • Was a game-high plus 24, his best of the season • Made 4 of 5 from the floor, scored 10 points and added six rebounds vs. Syracuse • Grabbed six rebounds, including three offensive, in the win at Clemson • Was a plus 13 in 19 minutes against Kentucky, contributing four points, three boards, two assists, two blocks and two steals.

2024-25	FG	3FG	FT	REB	PF	PTS	A	TO	B	S	MP
Elon•	4-10	2-3	0-0	4-6-10	2	10	1	1	0	1	22
at Kansas•	4-6	3-5	0-0	0-9-9	3	11	0	1	0	1	24
American•	2-3	0-1	3-3	1-6-7	0	7	4	0	0	0	21
at Hawai'i•	1-4	0-1	0-3	0-1-1	3	2	1	0	0	1	25
vs. Dayton•	0-2	0-1	3-5	0-3-3	1	3	0	1	0	1	19
vs. Auburn•	1-4	1-2	7-8	1-6-7	1	10	0	0	0	0	20
vs. Michigan State•	3-6	0-1	2-2	2-2-4	5	8	0	1	0	0	33
Alabama	1-3	0-2	0-0	0-1-1	1	2	0	1	0	0	11
Georgia Tech	1-4	0-2	0-0	0-6-6	2	2	1	3	0	0	16
La Salle	3-5	1-2	0-2	0-1-1	3	7	0	0	2	1	12
vs. Florida	2-4	0-2	1-1	1-1-2	2	5	1	1	0	0	10
vs. UCLA	1-2	0-0	0-0	1-1-2	2	2	1	2	1	1	6
Campbell	1-3	0-1	2-2	2-5-7	1	4	0	0	0	1	10
at Louisville	1-2	0-1	0-0	1-4-5	1	2	0	0	0	0	16
at Notre Dame											
SMU											
at NC State											
Cal											
Stanford											
at Wake Forest											
Boston College											
at Pitt											
at Duke											
Pitt											
at Clemson											
at Syracuse											
NC State											
Virginia											
at Florida State											
Miami											
Virginia											
at Virginia Tech											
Duke											

WITHERS' THREE-YEAR STATS AT LOUISVILLE														
Year	GP-GS	Min.	Ave.	FGM-A	Pct.	3FGM-A	Pct.	FTM-A	Pct.	Off	Def	Reb	Ave.	A TO B S Pts Ave.
2020-21	20-20	515	25.7	79-143	.552	8-21	.381	36-53	.679	51	102	153	7.7	9 24 7 18 202 10.1
2021-22	29-15	525	18.1	64-156	.410	15-64	.234	24-36	.667	30	102	132	4.6	16 44 12 20 167 5.8
2022-23	32-29	800	25.0	97-224	.433	40-96	.417	50-68	.735	24	146	170	5.3	25 71 13 22 284 8.9
Totals	81-64	1840	22.7	240-523	.459	63-181	.348	110-157	.701	105	350	455	5.6	50 139 32 60 653 8.1
WITHERS' TWO-YEAR STATS AT CAROLINA														
Year	GP-GS	Min.	Ave.	FGM-A	Pct.	3FGM-A	Pct.	FTM-A	Pct.	Off	Def	Reb	Ave.	A TO B S Pts Ave.
2023-24	37-3	459	12.4	53-99	.535	4-20	.200	46-59	.780	37	96	133	3.6	21 25 18 16 156 4.2
2024-25	14-7	244	17.4	25-58	.431	7-24	.292	18-26	.692	13	52	65	4.6	9 11 3 7 75 5.4
Totals	51-10	703	13.8	78-157	.497	11-44	.250	64-85	.753	50	148	198	3.9	30 36 21 23 231 4.5
WITHERS' FIVE-YEAR COLLEGE STATS														
Year	GP-GS	Min.	Ave.	FGM-A	Pct.	3FGM-A	Pct.	FTM-A	Pct.	Off	Def	Reb	Ave.	A TO B S Pts Ave.
Totals	132-74	2542	19.3	318-680	.468	74-225	.329	174-242	.719	155	498	653	4.9	80 175 53 83 884 6.7



6 – ELIJAH DAVIS
6-3, Senior, Guard/Forward, Chapel Hill, N.C.

Is red-shirting this season • Came to Carolina from the University of Lynchburg, where he played in 49 games over the previous three seasons • Earned all-conference honors as a junior at Jordan High School in Durham • Made 51 three-pointers and averaged 4.7 points at Lynchburg • Scored a season-best 7.1 points per game as a sophomore • Season-best 12 points last year against Roanoke

• Sank five three-pointers and scored a career-high 21 points on 1/7/23 at Bridgewater • Started 13 games, shot 41.3% from three and scored in double figures five times as a sophomore.

Born Elijah Webb Davis on April 1, 2002, in Fairfax, Va. • Son of UNC head coach Hubert Davis and Leslie Davis • Coached by Rasheed Wallace and Patrick Cole at Jordan • Played AAU for PSB Elite VA Rise • Majoring in exercise and sports science/sports administration.



14 – RUSSELL HAWKINS
6-1, Sophomore, Guard, Charlotte, N.C.

Scored his first two college points in the win over La Salle • Played his first game as a Tar Heel vs. American • Born Russell Lee Hawkins on November 4, 2004, in Charlotte • Son of William and Ivori Hawkins • Fourth member of his family to attend UNC (mother, father and sister) • His mother was a Tar Heel cheerleader • Played for Coach Michael McNeil • Played for AAU Team United • Also competed

in track and field for two seasons • Member of the National Honor Society and National Technical Honor Society • Won several academic awards • Began a mentorship program (ACE Mentors) to assist elementary school teachers during the pandemic • Majoring in pre-business administration.



15 – JOHN HOLBROOK
6-8, Freshman, Forward, Hickory, N.C.

Scored his first collegiate points in the win over American • Born John Thomas Holbrook on Dec. 22, 2005, in Hickory • Played for Coach Daniel Willis at Hickory High School • Led Hickory to a 31-1 record (undefeated in league play) and a No. 18 ranking in the state as a senior • Western Foothills Conference Player of the Year and earned all-district honors • Averaged 14.6 points, 7.4 rebounds and 1.4 blocks

as a senior • Played for PSB CLT Elite's U17 team • Also played varsity golf for four years • Honors student • Played the tuba and is a talented billiards player • Expects to major in pre-business administration.



30 – DANTE MAYO JR.
6-1, Freshman, Guard, Gaithersburg, Md.

Made his first basket as a Tar Heel, a three-pointer, vs. American • First-team 4A all-state (Maryland Basketball Coaches Association), all-division and Montgomery County Player of the Year as a senior • Third-team All-Met (Washington Post) • Played for Coach David Breslow at Richard Montgomery High School in Rockville, Md. • Set all-time school scoring record with 1,287 points • Led county in scoring

in 2023-24 at 19.5 points per game • Also set school records for career three-pointers (258) and single-season 3FGs (101 as a senior) • Shot 40% from three last year • Led Richard Montgomery to the state semifinals • Played AAU for Inspire Elite Adidas Gold

Born Dante Maurice Mayo Jr., on April 25, 2006, in Gaithersburg, Md.

• Son of Kimberly and Dante Mayo • Both parents are UNC alums • His father was a walk-on quarterback for the Tar Heels in 1992 • Member of the Honor Roll, an AP Scholar with Distinction, earned a Maryland Seal of Biliteracy, an International Baccalaureate Diploma and is a certified scrum master.



CAREER HIGHS



0 – TY CLAUDE

Points: Western Carolina (24 vs. Samford, 2/1/23)
Field Goals: Morehead State (11 vs. Eastern Kentucky, 2/13/20)
Three-Pointers: 1 three times (latest for Georgia Tech vs. Howard, 11/9/23)
Free Throws: Western Carolina (11 at Tennessee Tech, 12/17/22)
Offensive Rebounds: Western Carolina (8 vs. USC Upstate, 12/3/22)
Rebounds: Western Carolina (17 at The Citadel, 1/14/23)
Assists: Georgia Tech (3 vs. Georgia Southern, 11/6/23; vs. Howard, 11/9/23)
Turnovers: 4 five times (latest: for Western Carolina vs. Brescia, 11/13/22)
Blocks: 3 three times (latest: for Western Carolina vs. Wofford, 1/18/23)
Steals: 2 nine times (latest: for Western Carolina at VMI, 1/28/23)

3 – ELLIOT CADEAU

Points: 19 at Miami (2/10/24)
Field Goals: 7 vs. Wake Forest (1/22/24), at Miami (2/10/24), at Hawaii'i (11/22/24)
Three-Pointers: 3 vs. Elon (11/4/24)
Free Throws: 8 at Florida State (1/27/24)
Offensive Rebounds: 2 six times (latest: vs. Auburn, 11/26/24)
Rebounds: 6 vs. Auburn (11/26/24), Alabama (12/4/24), Georgia Tech (12/7/24)
Assists: 12 vs. Campbell (12/29/24)
Turnovers: 7 vs. Georgia Tech (12/7/24)
Blocks: 2 vs. Elon (11/4/24)
Steals: 4 at Miami (2/10/24), vs. American (11/15/24)

4 – RJ DAVIS

Points: 42 vs. Miami (2/26/24)
Field Goals: 14 vs. Wake Forest (1/22/24), Miami (2/26/24)
Three-Pointers: 7 vs. Miami (2/26/24)
Free Throws: 14 vs. NC State (1/21/23)
Offensive Rebounds: 6 vs. Kansas (4/4/22)
Rebounds: 12 vs. Kansas (4/4/22)
Assists: 12 vs. Marquette (3/17/22)
Turnovers: 5 vs. Florida State (2/27/21), Kentucky (12/16/23)
Blocks: 2 vs. Florida State (2/12/22), at Virginia (2/24/24)
Steals: 5 vs. Charleston Southern (12/29/23), vs. Syracuse (1/13/24)

5 – CADE TYSON (set at Belmont)

Points: 31 at Samford (12/16/23)
Field Goals: 12 vs. Northern Iowa (1/17/24)
Three-Pointers: 6 at Samford (12/16/23), vs. Missouri State (2/24/24)
Free Throws: 7 four times (latest: at Samford, 12/16/23)
Offensive Rebounds: 4 vs. Tarleton State (11/18/22)
Rebounds: 10 at Murray State (2/28/24)
Assists: 5 vs. Monmouth (11/24/23)
Turnovers: 4 four times (latest: vs. Illinois State, 1/10/24)
Blocks: 3 vs. UIC (1/27/24)
Steals: 4 at Chattanooga (12/18/22)

6 – ELIJAH DAVIS (set at Lynchburg)

Points: 21 at Bridgewater (1/07/23)
Three-Pointers: 5 at Bridgewater (1/07/23)
Free Throws: 4 vs. Roanoke (1/10/24)
Rebounds: 8 vs. Virginia Wesleyan (12/03/22)
Assists: 2 vs. Randolph-Macon (1/14/23)

7 – SETH TRIMBLE

Points: 27 vs. Dayton (11/25/24)
Field Goals: 10 vs. Dayton (11/25/24)
Three-Pointers: 3 vs. Elon (11/4/24)
Free Throws: 8 at Kansas (11/8/24), vs. Georgia Tech (12/7/24)
Offensive Rebounds: 4 vs. Florida (12/17/24)
Rebounds: 10 vs. Dayton (11/25/24)
Assists: 5 vs. The Citadel (12/13/22)
Turnovers: 3 vs. Syracuse (1/13/24), Auburn (11/26/24), La Salle (12/14/24)
Blocks: 2 five times (latest: 12/21/24 vs. UCLA)
Steals: 4 vs. Michigan State (11/27/24), Georgia Tech (12/7/24)

9 – DRAKE POWELL

Points: 18 vs. Michigan State (11/27/24)
Field Goals: 7 vs. Michigan State (11/27/24)
Three-Pointers: 4 vs. Michigan State (11/27/24)
Free Throws: 3 vs. American (11/15/24), UCLA (12/21/24)
Offensive Rebounds: 2 vs. La Salle (12/14/24)
Rebounds: 11 vs. American (11/15/24)
Assists: 2 four times (latest: vs. Campbell, 12/29/24)
Turnovers: 2 vs. American (11/15/24), La Salle (12/14/24)
Blocks: 3 vs. American (11/15/24)
Steals: 2 vs. Dayton (11/25/24), Alabama (12/4/24), Florida (12/17/24)

11 – IAN JACKSON

Points: 26 vs. Campbell (12/29/24)
Field Goals: 10 vs. Alabama (12/4/24)
Three-Pointers: 3 vs. Alabama (12/4/24), UCLA (12/21/24), Campbell (12/29/24)
Free Throws: 7 at Louisville (1/1/25)
Offensive Rebounds: 1 five times (latest: 1/1/25 at Louisville)
Rebounds: 7 vs. La Salle (12/14/24)
Assists: 3 vs. La Salle (12/14/24)
Turnovers: 4 vs. UCLA (12/21/24)
Blocks: 1 at Kansas (11/8/24), at Louisville (1/1/25)
Steals: 2 vs. Alabama (12/4/24), La Salle (12/14/24)

13 – JALEN WASHINGTON

Points: 18 vs. American (11/15/24)
Field Goals: 7 vs. Charleston Southern (12/29/23)
Three-Pointers: 2 vs. UC Riverside (11/17/23), Charleston Southern (12/29/23), Notre Dame (3/5/24)
Free Throws: 6 vs. American (11/15/24)
Offensive Rebounds: 4 at Georgia Tech (1/30/24)
Rebounds: 9 at Kansas (11/8/24)
Assists: 2 vs. Syracuse (1/13/24)
Turnovers: 3 vs. Auburn (11/26/24)
Blocks: 4 at Virginia (2/24/214)
Steals: 2 vs. Syracuse (1/13/24)

14 – RUSSELL HAWKINS

Points: 2 vs. La Salle (12/14/24)
Assists: 1 vs. La Salle (12/14/24)

22 – VEN-ALLEN LUBIN

(set at Notre Dame or Vanderbilt)
Points: Vanderbilt– 25 vs. Texas A&M (2/13/24), vs. Florida (3/9/24)
Field Goals: 9 four times (latest: Vanderbilt vs. Arkansas, 3/13/24)
Three-Pointers: Vanderbilt– 2 vs. Alabama A&M (12/2/23), at Tennessee (2/17/24), vs. Florida (3/9/24)
Free Throws: Vanderbilt– 7 vs. Florida (3/9/24)
Offensive Rebounds: Vanderbilt– 8 at Auburn (1/31/24)
Rebounds: Notre Dame– 13 vs. St. Bonaventure (11/25/22)
Assists: Notre Dame– 2 vs. Bowling Green (11/22/22); Vanderbilt– 2 vs. Alabama (1/6/24), at South Carolina (2/10/24)
Turnovers: 3 four times (latest: Vanderbilt vs. Arkansas, 2/27/24)
Blocks: Notre Dame– 3 vs. Boston University (12/7/22), at Wake Forest (2/25/23); Vanderbilt– 3 at Auburn (1/31/24)
Steals: Vanderbilt– 3 vs. Arkansas (3/13/24)

24 – JAE'LYN WITHERS (set at Louisville unless noted)

Points: 20 vs. Prairie View (11/29/20), at Notre Dame (2/9/22)
Field Goals: 9 at Notre Dame (2/9/22)
Three-Pointers: 4 at Miami (2/11/23), vs. Georgia Tech (2/1/23), vs. Florida State (2/4/23)
Free Throws: 7 vs. Georgia Tech (2/1/23), Auburn (11/26/24)
Offensive Rebounds: 6 at UNC (2/20/21)
Rebounds: 13 vs. Notre Dame (2/23/21), vs. Georgia Tech (2/1/23)
Assists: UNC– 4 vs. American (11/15/24)
Turnovers: 5 vs. Texas Tech (11/22/22)
Blocks: UNC– 3 vs. UC Riverside (11/17/23)
Steals: 5 vs. Wright State (11/12/22)

30 – DANTE MAYO JR.

Points: 3 vs. American (11/15/24)
Three-Pointers: 1 vs. American (11/15/24)



2024-25 POSTGAME NOTES



EXHIBITION: UNC 84, MEMPHIS 76 10/15/24 IN MEMPHIS

UNC	FG: 46.9%	3FG: 33.0%	FT: 64.0%
Memphis	FG: 42.9%	3FG: 21.7%	FT: 60.7%
UNC	Rebounds: 9-31-40	A/TO: 21/21	
Memphis	Rebounds: 10-31-41	A/TO: 12/22	

- Tar Heels and Tigers played on October 15 at FedExForum in Memphis to raise money for St. Jude Children's Research Hospital.
- Carolina played without RJ Davis, who suffered a bruised back in a fall during the Blue-White scrimmage on October 12.
- Seth Trimble scored a game-high 33 points on 11 of 17 from the field. He made 3 for 5 from three-point range, 8 for 8 from the free throw line and had three assists and two steals.
- Elliot Cadeau had 11 points and 13 assists and Jalen Washington added 17 points and six rebounds.
- The Tigers led by three at halftime, but the Tar Heels began the second half on a 36-19 run.
- Carolina made six of its first eight three-point attempts in the second half.
- UNC had 21 assists and 21 turnovers.

EXHIBITION: UNC 127, JOHNSON C. SMITH 63 10/27/24 IN CHAPEL HILL

UNC	FG: 62.5%	3FG: 36.8%	FT: 81.1%
JCSU	FG: 36.2%	3FG: 34.8%	FT: 55.6%
UNC	Rebounds: 13-41-54	A/TO: 20/7	
JCSU	Rebounds: 5-19-24	A/TO: 11/15	

- Seven Tar Heels scored in double figures a 127-63 win over Johnson C. Smith in the Smith Center.
- Carolina closed the first half on a 34-11 run after the Golden Bulls pulled within a bucket at 25-23 at the 8:53 mark. UNC led by 25 at the half and led by as many as 67 in the final minute.
- Ian Jackson led the Tar Heels with 21 points, hitting 6 of 10 shots from the floor and 8 of 10 free throws. Ven-Allen Lubin added 18 points and 12 rebounds.
- Seth Trimble and RJ Davis each added 15 points, while Jalen Washington had 12 and seven rebounds and Elliot Cadeau posted 12 points and eight assists without a turnover.
- The Tar Heels shot better than 61% in each half and 62.5% for the game.
- UNC had 20 assists and only seven turnovers.

GAME 1: UNC 90, ELON 76 11/4/24 IN CHAPEL HILL

UNC	FG: 40.0%	3FG: 40.6%	FT: 81.3%
Elon	FG: 42.6%	3FG: 44.8%	FT: 78.6%
UNC	Rebounds: 18-25-43	A/TO: 22/6	
Elon	Rebounds: 10-30-40	A/TO: 11/16	

- Carolina improved to 103-12 in season-opening games. The Tar Heels have won 20 consecutive season openers.
- UNC is 37-2 in home openers at the Dean E. Smith Center and 105-10 all-time in home openers.
- Carolina committed six turnovers, fewest in a

first game of the season since turnovers officially became a stat in the late 1970s. Previous low was seven in 2017-18 vs. Northern Iowa and 1997-98 vs. Middle Tennessee State.

- Carolina improved to 229-18 against non-conference opponents in the Smith Center.
- UNC scored its most points in a season opener since scoring 95 against Tulane to begin the 2016-17 season.
- UNC has won 18 straight non-conference games in the Smith Center since losing to Marquette on 2/24/21.
- Carolina attempted 80 field goals, the most attempted in a 40-minute game since attempting 87 field goals against Elon on 11/9/18.
- UNC had 21 assists on 28 field goals. The Tar Heels are 11-0 record under Hubert Davis when they total 20 or more assists.
- RJ Davis scored a game-high 24 points. It was the 46th time he led UNC in scoring his career.
- Davis had his 36th 20-point game. UNC is 28-8 when Davis scores 20 or more points.
- Davis had at least 20 points and five assists for the 15th time in his career, UNC is 13-2 when he does so.
- Cadeau's eight assists were the most by a Tar Heel in a season opener since Rashad McCants had eight against Old Dominion on 11/22/03.
- Cadeau scored 17 points and had eight assists. UNC improved to 8-0 when Cadeau scores in double figures.
- Cadeau was a career-high plus-28, besting his previous career high of plus-27 against Syracuse on 1/13/24.
- Cadeau made a career-high three 3FGs. It was the third time he has made multiple three pointers as a Tar Heel.
- Washington made his first career start in his 58th game for the Tar Heels.
- Trimble scored a career-high 15 points, topping his previous career high of 12. He had tied his career high by halftime when he scored 12 points.
- Trimble tied his career-high with six field goals (also had six against Charleston Southern last season).
- Jae'Lyn Withers made multiple three pointers for the first time as a Tar Heel and the first time since making four at Miami in 2022-23 while playing for Louisville.
- Withers posted the third double-double of his UNC career (did so against Louisville and Wagner last season).
- Elon went on a 14-0 scoring run to take a 71-69 lead. The 14-point run was the largest by an opponent since Wake Forest went on a 14-0 run on 2/7/23.
- Carolina answered Elon's 14-point run with its own 11-0 run to regain a nine-point lead.
- Carolina's largest lead was 16 at 42-26 with 5:00 to play in the first half.

GAME 2: KANSAS 92, UNC 89 11/8/24 IN LAWRENCE, KAN.

UNC	FG: 42.9%	3FG: 30.4%	FT: 90.3%
at Kansas	FG: 48.7%	3FG: 28.6%	FT: 70.6%
UNC	Rebounds: 10-30-40	A/TO: 13/11	
at Kansas	Rebounds: 12-27-39	A/TO: 18/4	

- It was the second straight game KU has defeated the Tar Heels by three points (72-69 in the 2022 NCAA championship game).
- This was the second time UNC has played in Allen Fieldhouse and the first time since 12/17/1960.
- UNC is 1-1 in Allen Fieldhouse.
- The Tar Heels are 14-21 all-time against AP No. 1-ranked teams, including 6-8 on the road.
- Trimble led UNC with a career-high 19 points. It was the second straight game Trimble set a career scoring high and it was the first time in his career he led UNC in scoring. He is the first player on this year's team ever to lead UNC in scoring in a game other than RJ Davis.
- Carolina trailed by 20 points in the first half (KU led 49-29 and 51-31) but the Tar Heels rallied back to take a four-point lead at 87-83.
- It was the first time UNC took the lead in a game in which it trailed by at least 20 points since a two-point loss to Georgia Tech in the Smith Center on 1/16/2010.
- Carolina made 28 free throws and 27 field goals. It was the first time it made more FTs than FGs since last season's home win in December over Florida State.
- The Jayhawks scored 53 first-half points, most by an opponent in the first half in Hubert Davis' four seasons as head coach (previous highs were 50 by College of Charleston on 11/11/2022 and Brown on 11/12/2021).
- The 53 points were the most in the opening half since Kentucky scored 56 on 12/17/2016 in Las Vegas.
- Six Tar Heels scored in double figures, the first time UNC had six since a win over Charleston Southern on 12/29/2023.
- Trimble was 8 for 8 from free throw line. His previous high for made free throws was four vs. Florida State on 3/14/2024. His previous high for attempts was five last season vs. Lehigh.
- Ian Jackson and Ven-Allen Lubin both scored 10 points, their first double-figure scoring games as Tar Heels.
- Withers made three 3FGs, the most he has made as a Tar Heel. Withers has made five three in the first two games this season; he made four all of last season.
- Withers led UNC in plus/minus at +9.
- Carolina made 28 of 31 free throws, a percentage of .903. That was the fifth-best free throw percentage in UNC history in a game it attempted 30 or more free throws. It was the highest ever in a road game.
- The Tar Heel shot 35.5% from the floor in the first half and 50.0% in the second.
- Carolina out-rebounded KU, 40-39, but the Jayhawks had two more offensive boards (12-10) and out-scored UNC, 14-8, in second chance points.
- Kansas turned the ball over just four times, which equals the sixth-fewest in a game by an opponent since turnovers officially became a stat in the late 1970s.
- Kansas shot 59.5% from the floor in the first half but the Tar Heels held KU to 38.5% in the second half when the Tar Heels out-scored the Jayhawks, 51-39.
- Kansas has won five in a row over the Tar Heels and leads the series, 7-6.

GAME 3: UNC 107, AMERICAN 55
11/15/24 IN CHAPEL HILL

UNC	FG: 59.0%	3FG: 31.8%	FT: 82.4%
American	FG: 31.1%	3FG: 22.6%	FT: 90.9%
UNC	Rebounds: 10-36-46	A/TO: 16/9	
American	Rebounds: 7-16-23	A/TO: 6/13	

- UNC scored 107 points, its most in four seasons under Hubert Davis and the most since scoring 113 against NC State on 2/5/19.
- Carolina's 52-point margin of victory is its largest margin of victory since defeating UNC Asheville by 68, 116-48, on 11/30/08.
- American led 18-13. UNC out-scored the Eagles, 94-37, over the final 32-plus minutes. UNC scored 64 points in the second half, its most in a half since 65 in the second half at Florida State on 1/4/16.
- UNC held American to 14.7% shooting in the second half, the lowest field goal percentage in a half by an opponent under Hubert Davis and the lowest in a half by an opponent since at least the 1997-98 season.
- The Eagles shot 51.9% from the floor in the first half. It was the first time an opponent shot 50% in the first half and below 20% in the second since Elon on 11/9/2018.
- Washington had a career-high 18 points, topping his previous high of 17 against Charleston Southern on 12/29/23.
- Cadeau shared scoring honors with 18 points, the third consecutive game he has scored in double figures. It is the first time Cadeau has scored in double figures in three straight games.
- Cadeau is the first Tar Heel with at least 12 points and seven assists in the first three games since Ed Cota in 1999-2000.
- Cadeau had eight assists and 23 through the first three games, the most by a Tar Heel in the first three games since Kendall Marshall had 28 assists in the first three games in 2011-12.
- Cadeau tied his career high with four steals, tying his career high (four at Miami on 2/10/24).
- Trimble scored 13 points, marking the first time he has scored in double figures in three straight games. He also tied his career high with six rebounds.
- Withers had a career-high four assists.
- Tyson made his first three-pointers of the season (made three) and scored in double figures (11) for the first time as a Tar Heel. It was the 51st time in his career he scored in double figures.
- Powell had a season-high 11 rebounds and blocked three shots.
- UNC did not make a three-pointer in the first half (0 for 6) and was 0 for 10 until making its first with 12:43 left in the second half (by Tyson).
- Carolina made seven of its last 12 three point attempts.
- It was the third straight game a different Tar Heel led the team in scoring (RJ Davis vs. Elon, Seth Trimble vs. Kansas and Cadeau/Washington vs. American).

GAME 4: UNC 87, HAWAII 69
11/22/24 IN HONOLULU

UNC	FG: 51.9%	3FG: 33.3%	FT: 76.5%
at Hawaii	FG: 38.6%	3FG: 34.8%	FT: 70.8%
UNC	Rebounds: 5-22-27	A/TO: 16/5	
at Hawaii	Rebounds: 15-25-40	A/TO: 11/13	

- Davis led UNC in scoring for the second time this season and 47th time as a Tar Heel. He passed Sam Perkins for fourth in UNC career scoring. Davis has 2,159 points. Perkins scored 2,145 from 1980-84.
- Cadeau (17), Trimble (13) and Davis all scored in double figures for the fourth time in as many games. It is the first time Cadeau and Trimble scored in double figures four straight games as Tar Heels.
- Carolina shot 57.7% from the floor in the second half and 51.9% for the game. It was the third straight game the Tar Heels shot 50% or better in the second half and the second time in a row UNC shot 50% for the game.
- It was the third straight game UNC attempted at least 30 free throws (31 at Kansas, 34 vs. American and 34 at Hawai'i).
- Jackson was 6 for 6 from the line and scored a season-high 11 points.
- UNC was out-rebounded for the first time this season (27-40).
- Hawai'i scored 14 second-chance points, a season high by an opponent (previous was 10 by American). The Rainbow Warriors scored 12 of those 14 points in the first half.
- Carolina out-scored Hawai'i, 19-1, on fastbreak points. UNC has outscored its last two opponents, 42-1, in fastbreak points.
- Carolina committed a season-low five turnovers. It was the third time in four games UNC committed fewer than 10 turnovers.
- UNC is 6-0 all-time against Hawai'i.
- The Tar Heels improved to 17-2 in Honolulu, including 3-0 in the Stan Sheriff Center.

GAME 5: UNC 92, DAYTON 90
11/25/24 IN MAUI QUARTERFINAL

UNC	FG: 51.9%	3FG: 39.1%	FT: 79.4%
vs. Dayton	FG: 43.2%	3FG: 43.8%	FT: 80.0%
UNC	Rebounds: 8-29-37	A/TO: 11/15	
vs. Dayton	Rebounds: 13-22-35	A/TO: 19/10	

- Carolina trailed by 21 points with 17:36 to play before out-scoring the Flyers, 57-34, the rest of the game.
- The 21-point comeback tied the second largest in UNC history and equaled the largest second-half comeback in UNC history.
- It was the largest comeback since trailing Florida State by 21 (in the second half) on 1/27/1993.
- The largest comeback in UNC history was 22 against Wake Forest on 2/8/1992 (trailed by 22 in the first half).
- It was the first time UNC came back to win when trailing by at least 20 since 2/15/2006, when Georgia Tech led, 50-30, but UNC came back for an 82-75 win.
- Dayton led by 18 at halftime (51-33). It was UNC's largest halftime deficit since Wake Forest led by 22 on 2/7/2023.
- It was the first time UNC rallied from double-figure deficit at halftime to win since trailing Florida State by 12 (29-41) in a 78-70 win on 2/27/2021.
- The Tar Heels scored 59 second-half points, the second time in three games UNC scored at least 59 in the second half (64 vs. American on November 15).
- Davis led Carolina with 30 points, his sixth career 30-point game and first this season. UNC improved to 5-1 when Davis scored 30 or more.
- Trimble scored a career-high 27 (previous was

- 19) and grabbed a career-best 10 rebounds (previous was six three times) for his first career double-double.
- Trimble's double-double was the first by a Tar Heel guard in points and rebounds since Davis had 16 and 10 vs. Virginia in 2023.
- Trimble's 27/10 double-double was the first by a guard with at least 25 points since Cole Anthony had 34 and 10 against Notre Dame on 11/6/2019.
- Davis was 10 for 11 from the free throw line, the third time in his career he made 10 or more free throws in a game.
- Davis made a season-high four three-pointers and has 285 in his career, 14 fewer than Marcus Paige, who holds the UNC record. It was his 29th career game with four or more 3FGs.
- Carolina shot 59.4% from the floor in the second half, the fourth straight game UNC has shot 50% or better in the second half.
- Carolina shot 51.9% from the floor for the game. The Tar Heels improved to 26-0 under Hubert Davis and have won 33 straight games they shot 50% from the floor.
- Carolina made 14 of its final 18 field goal attempts over the last 12:24.
- The Tar Heels came into the game No. 1 in the nation in turnover percentage and turnovers per game (7.8), then committed 12 in the first half (previous season high was 11). That led to 19 Dayton points off turnovers in the first half. In the second half, UNC committed only three turnovers that the Flyers turned into only two points.
- Cadeau had committed a total of seven turnovers in the first four games. He had six in the first half but zero in the second.
- Dayton scored 24 points in the paint in the first half and eight in the second.
- Dayton scored 11 fastbreak points in the first half (American and Hawai'i had combined for one) and only two in the second half.
- Carolina improved to 9-0 in quarterfinal round games in the Maui Invitational.
- Carolina and Dayton are 2-2 all-time.

GAME 6: AUBURN 87, UNC 72
11/26/24 IN MAUI SEMIFINAL

UNC	FG: 43.3%	3FG: 37.5%	FT: 63.2%
vs. Auburn	FG: 43.2%	3FG: 36.7%	FT: 82.4%
UNC	Rebounds: 7-29-36	A/TO: 7/10	
vs. Auburn	Rebounds: 11-31-42	A/TO: 15/8	

- Auburn's Johni Broome scored 23 points with 19 rebounds, five assists and three blocks.
- The 19 rebounds were the most against a Hubert Davis team.
- Trimble tied his career high with three 3FGs and led UNC with 17 points.
- The Tigers out-rebounded the Tar Heels, 42-36, scored 15 points off turnovers and made 11 three-pointers.
- Auburn's defense blocked seven shots, made seven steals, held the Tar Heels to 16 three-point attempts and allowed just 19 free throw attempts, a season low and more than 10 below UNC's season average.
- Carolina converted only 12 of 19 from the free throw line, a season-low 63.2%.
- It was the first this season Carolina did not lead in a game.

GAME 7: MICHIGAN STATE 94, UNC 91 (OT)
11/27/24, MAUI THIRD PLACE GAME

UNC	FG: 50.0%	3FG: 47.8%	FT: 76.2%
vs. MSU	FG: 54.1%	3FG: 25.0%	FT: 77.4%
UNC	Rebounds: 5-24-29	A/TO: 17/11	
vs. MSU	Rebounds: 8-29-37	A/TO: 16/12	

- Carolina trailed by as many as 14 in the first half and nine at halftime but Trimble's three-pointer with 4.3 seconds to play tied the game at 80 and sent it to overtime.
- It was the third straight game UNC trailed at the half and third consecutive game the Tar Heels trailed by double figures at some point in the game.
- In OT, the Tar Heels made just two of eight from the floor, while the Spartans were three for four from the floor and made six of eight free throws.
- Carolina missed its first nine shots from the floor to begin the game but still shot 50% from the floor.
- It was the first time the Tar Heels lost when shooting 50% or better from the floor since losing to Virginia on 2/15/2020. Carolina had won the previous 33 times it shot 50%.
- UNC shot 51.9% in the first half and 55.2% in the second. It was the first time the Tar Heels lost when shooting 50% in both halves in regulation since a 2018 loss to Miami.
- The Spartans shot 54.1% from the floor, made eight more free throws, were plus eight in second chance points and scored 50 points in the paint.
- UNC scored 30 points in paint, its fewest in the first seven games.
- It was the second time in the first seven games an opponent scored 50 paint points (Kansas), something only two teams accomplished in the previous two seasons.
- The Spartans outrebounded UNC, 37-29, and converted eight offensive boards into 11 points. The Tar Heels managed only five offensive rebounds for three points.
- It marked the first time since December 2023 the Tar Heels were outrebounded in consecutive games (UConn, Kentucky and Oklahoma).
- UNC dropped to 68-63 all-time in overtime games.
- Powell made a season-high four three-pointers and led UNC with a season-high 18 points. He was the first freshman to lead Carolina in scoring since Caleb Love vs. Florida State in the 2021 ACC Tournament.
- Powell was the first non-starter to lead UNC in scoring since D'Marco Dunn at Louisville in 2023.
- Jackson scored a season-high 14 points. It was the first time Jackson and Powell scored in double figures in the same game. They combined to score 20 of UNC's 34 points in the first half.
- Trimble made a career-high four steals.
- Carolina is 13-5 all-time vs. the Spartans. The 94 points were the most scored by MSU in the 18 games.
- Carolina went 1-2 to finish third. It was the first time in nine appearances the Tar Heels lost multiple games in the Maui Invitational.
- Trimble was named to the all-tournament team.

GAME 8: ALABAMA 94, UNC 79
12/4/24 IN CHAPEL HILL

UNC	FG: 41.0%	3FG: 17.9%	FT: 62.5%
Alabama	FG: 49.3%	3FG: 36.4%	FT: 92.3%
UNC	Rebounds: 15-27-42	A/TO: 12/13	
Alabama	Rebounds: 8-32-40	A/TO: 18/14	

- The loss broke Carolina's streak of 19 straight wins in the Smith Center against non-ACC opponents.
- UNC dropped to 4-4, its fewest wins through eight games since beginning the 2001-02 season 3-5.
- Carolina played three top-10 opponents in its first eight games for only the fourth time ever and first time since 1967-68.
- The 15-point loss was Carolina's largest since losing 87-67 to Duke on 2/5/22.
- Carolina allowed the most points in the Smith Center since Duke scored 98 on 2/8/20.
- UNC dropped to 8-7 all-time against Alabama and played the Crimson Tide in the Smith Center for the first time since 12/15/90.
- Carolina is 2-1 against the Crimson Tide in Chapel Hill.
- The opponents scored at least 40 first-half points in four consecutive games for the first time since 2004-05.
- Carolina lost three straight games for the first time since February 2023.
- Carolina trailed by at least 14 points and trailed at halftime in each of the last four games.
- Carolina shot 17.9% from three (5 for 28), its lowest three-point percentage since shooting 8.7% against Notre Dame on 2/22/23.
- UNC made a season-low 10 free throws and shot a season-low 62.5% from the line.
- UNC shot 36.1% from the field in the first half, its second-lowest shooting percentage in a half this season.
- Carolina outrebounded the Crimson Tide, 42-40. It was the first time a team out-rebounded Alabama this season.
- The Tar Heels had only 12 assists on 32 field goals.
- Jackson scored a season high 23 points, the second straight game he had a season high (14 vs. Michigan State).
- Jackson's 23 points were the most by a Tar Heel freshman since Caleb Love scored 25 against Duke on 2/6/21.
- Jackson was UNC's first freshman non-starter to score more than 20 points since Day'Ron Sharpe had 21 points vs. Louisville on 2/20/21.
- Jackson was the first freshman to score at least 20 points since Walker Kessler had 20 against Florida State on 2/27/21.
- Jackson made a season-high three 3FGs among his season-best 10 field goals. He has made at least one three in all seven games in which he has played.
- Ty Claude had six points and five rebounds in 10+ minutes but had to leave the game after getting hit in the eye.
- Carolina's top three scorers entering the game (Davis, Trimble and Cadeau) were a combined 11 for 41 from the floor (2 of 17 3FG).

GAME 9: UNC 68, GEORGIA TECH 65
12/7/24 IN CHAPEL HILL

UNC	FG: 39.0%	3FG: 20.8%	FT: 81.0%
Ga Tech	FG: 31.3%	3FG: 29.6%	FT: 70.8%
UNC	Rebounds: 13-35-48	A/TO: 10/18	
Ga Tech	Rebounds: 11-26-37	A/TO: 8/14	

- Carolina improved to 58-14 in ACC openers and 64-8 in home ACC openers.
- The Tar Heels are 73-28 all-time vs. Georgia Tech, including 33-6 in Chapel Hill.
- UNC's 68 points were its fewest this season and the Tar Heels shot a season-low 39.0% from the floor.
- UNC committed a season-high 18 turnovers. It was the most turnovers by the Tar Heels since they made 18 in a four overtime loss against Alabama on 11/27/22.
- Carolina grabbed a season-high 48 rebounds.
- Carolina shot 21.8% from three (5 of 24), its lowest percentage in a victory since shooting 8.7% against Notre Dame on 2/22/23.
- Carolina shot less than 21% from three-point range in consecutive games for the first time since 2016.
- UNC's 31 first-half points were its fewest in a half this season.
- UNC held Georgia Tech to 31.3% from the floor, the second-lowest percentage by an opponent this season (American shot 31.1%).
- Trimble led UNC with 19 points, tied his career high with four steals and led UNC with three offensive rebounds, which tied his career high (Dayton).
- Jackson scored in double figures (15) for the third consecutive game, the first time a Tar Heel freshman has scored in double figures in three straight games since Caleb Love did so in four straight games in 2021.
- Cadeau committed seven turnovers, the most by a Tar Heel since Love had seven against Louisville on 2/21/22.
- Cadeau hit arguably the biggest shot of the game, a three-pointer with 2:26 to play that gave Carolina a 62-57 lead.
- The game featured 12 ties and nine lead changes, season highs in both categories.
- Carolina trailed by as many as eight points in the first half but took the lead on a 13-0 run.

GAME 10: UNC 93, LA SALLE 67
12/14/24 IN CHAPEL HILL

UNC	FG: 53.7%	3FG: 32.3%	FT: 47.8%
La Salle	FG: 35.6%	3FG: 34.5%	FT: 45.5%
UNC	Rebounds: 12-35-47	A/TO: 22/11	
La Salle	Rebounds: 14-22-36	A/TO: 15/12	

- Carolina shot at least 50% from the floor in both halves for the third time this season.
- Carolina shot 53.7% from the floor, including 72.2% from two-point range (26 for 36).
- Carolina's bench scored a season-high 49 points, outscoring the starters (49-44) on a non-senior night for the first time since playing Marquette on 2/24/2021.
- UNC shot 47.8% (11 for 23) from the free throw line, the lowest percentage in Hubert Davis' four seasons as head coach and the lowest since Carolina shot 38.9% from the line against Louisville on 2/20/2021.
- Both teams shot below 50% from the free throw line for the first time since UNC (45.5%) and Notre Dame (41.7%) on 3/3/2014.

- Carolina out-scored the Explorers, 50-20, in the paint. The 30-point margin was the second largest in paint points this season (56-16 vs. American). It was the third time this season UNC has scored 50 or more paint points (56 vs. American and 50 vs. Alabama).
- The Tar Heels had 22 assists and 11 turnovers, its best assist/turnover ratio since the win at Hawai'i (16/5). It was the third time this season UNC had at least a 2:1 ratio (also 22/6 vs. Elon).
- UNC went on a 16-0 run in the first half, its largest run of the season. It was sixth game this season in which the Tar Heels had a double-digit scoring run.
- Carolina held La Salle to 35.6% from the field, the fourth time this season UNC held the opponent below 40%. UNC is 4-0 when the opponents shoot under 40%.
- UNC led by 17 points at halftime, its largest halftime lead this season.
- La Salle led, 8-2, before Carolina went on a 20-2 run.
- Tyson led the Tar Heels with a season-high 23 points, becoming the seventh Tar Heel to lead the team in scoring this season.
- Tyson made five three-pointers, the eighth time he made five or more threes in his career. He had made four 3FGs in his first nine games as a Tar Heel.
- It was Tyson's first 20-point game as a Tar Heel and the 12th in his career.
- Ven-Allen Lubin tied his season high with 10 points.
- UNC is 3-1 all-time against La Salle, including 2-0 in Chapel Hill.

**GAME 11: FLORIDA 90, UNC 84
12/17/24 IN CHARLOTTE (JUMPMAN INVITATIONAL)**

UNC	FG: 45.8%	3FG: 17.9%	FT: 68.4%
Florida	FG: 46.2%	3FG: 34.4%	FT: 70.4%
UNC	Rebounds: 13-23-36	A/TO: 10/10	
Florida	Rebounds: 16-30-46	A/TO: 14/17	

- Carolina overcame a 17-point deficit with the aid of a 15-0 run and eventually took a four-point lead with 4:00 to play before losing to Florida, 90-84, in the Jumpman Invitational.
- The Tar Heels fell to 2-1 in the Jumpman Invitational and 4-3 all-time vs. the Gators.
- Florida was UNC's fourth top-10 opponent of the season. It marked the second time ever the Tar Heels faced four top-10 opponents before New Year's Day (also in 1967-68 season).
- Carolina dropped to 168-28 all-time in Charlotte, including 18-3 in the Spectrum Center.
- It was the third time this season Carolina lost a game in which it took the lead after trailing by double digits (Kansas, Michigan State and Florida).
- It was the sixth time in 11 games the Tar Heels have trailed by double figures.
- Carolina trailed, 16-6, 5:35 into the game, by as many as 17 points three times in the first half and 46-34 at the break.
- The Tar Heels ended the first half on a 4-0 run and scored the first 11 points of the second half to pull within 46-45 just 2:25 into the half.
- Carolina took its first lead of the second half at 70-68 on Trimble's three-point play.
- UNC led 81-77 with 4:02 to play, but the Gators out-scored the Tar Heels, 13-3 to end the game.
- Florida grabbed four of its 16 offensive rebounds in the final 4:00. Those four offensive

boards led to eight points.

- The Gators out-scored UNC, 23-14, in second-chance points. The 23 points were the most by an opponent this season (previous high was 16 by Dayton).
- It was the first time an opponent scored 20 or more second-chance points since Iowa (21) on 12/8/2020.
- Carolina converted 17 UF turnovers, the most by an opponent this season, into 24 points, also season-high for UNC.
- For the fourth consecutive game the Tar Heels shot below 21% from three-point range. Carolina missed its first 11 attempts from three vs. the Gators and finished 5 for 28 (17.9%). Florida made six of its first 12 threes and finished 11 for 32, outscoring UNC by 18 from beyond the arc.
- Carolina also was 5 for 28 against Alabama.
- It was the second time this season the Tar Heels missed at least 10 three-point attempts to begin a game (missed the first 10 against American).
- Carolina shot 29.7% from the floor in the first half, its lowest shooting percentage in a half this season, and 62.9% in the second half, which tied the highest shooting percentage in a half this season (also shot 62.9% in the second against American).
- UNC lost a game when shooting at least 60% in a half for the first time since shooting 64.3% in the second half at Clemson on 1/30/2018. Since then, UNC had shot at least 60% in a half in 24 games and won each time.
- UNC shot under 30% in one half and 60% or better in the other half for the first time since the loss at Clemson on 1/30/2018.
- UNC was outrebounded by 10 (46-36), the second time this season Carolina was outrebounded by 10 or more (Hawai'i outrebounded UNC, 40-27).
- Davis surpassed Phil Ford for third in UNC career scoring and broke the UNC record for most points by a guard. Davis scored a game-high 29 to increase his career total to 2,293 points. Ford scored 2,290 points in four seasons from 1974-1978.
- Davis' 29 points were the most by a Tar Heel in Charlotte since Tyler Zeller scored 32 points against Long Island in the first round of the 2011 NCAA Tournament.
- Davis led UNC in rebounds (eight) for the first time this season and the fourth time in his career.
- Carolina's top two rebounders were guards – Davis (8) and Trimble (7).

**GAME 12: UNC 76, UCLA 74
12/21/24 IN NEW YORK (CBS SPORTS CLASSIC)**

UNC	FG: 46.8%	3FG: 34.8%	FT: 68.6%
UCLA	FG: 49.1%	3FG: 50.0%	FT: 59.1%
UNC	Rebounds: 9-25-34	A/TO: 11/18	
UCLA	Rebounds: 7-21-28	A/TO: 17/15	

- Carolina beat a ranked opponent for the first time in five tries this season, rallying from 16 points down with 12:35 to play in the game.
- Davis hit the tying and game-winning free throws with 13.6 seconds to play.
- It was the first time UNC trailed by double figures with less than 10:00 to play and won (50-61 with 9:49 to play) since beating Ohio State in overtime in Madison Square Garden in the CBS Sports Classic on 12/17/2022.
- Jackson, playing in the Garden for the first

time ever, led the Tar Heels with 24 points.

- Jackson's 24 points were the second most by a UNC freshman in Madison Square Garden. Rashad McCants scored 25 vs. Kansas on 11/27/2002. McCants (also 21 vs. St. John's on 12/28/2002) and Brandan Wright (21 vs. Gonzaga on 11/22/2006) are the only other Tar Heel freshmen to score 20 or more in the Garden.
- Jackson's 24 points were the most by a UNC freshman since Caleb Love scored 25 vs. Duke 2/6/2021.
- Jackson tied his season best with three 3FGs. He has made a three in all 11 games he has played in this season.
- Carolina trailed by double figures in the first half for the seventh time in 12 games this season.
- UCLA led 40-32 at the half. Carolina improved to 2-5 when trailing at the half this season.
- It was the fifth time this season Carolina overcame a double-digit deficit to take the lead and the second time (Dayton) it won when trailing by 10 or more points.
- UNC trailed Dayton by 21 in a win on November 25. UCLA's largest lead was 16. This is the first time since 2011 the Tar Heels have rallied for two wins when trailing by at least 15 points. In 2011, UNC overcame a 19-point deficit to Miami and a 16-point deficit against Virginia Tech.
- Between 2011 and this season, UNC had overcome two other 15-point deficits: 15 at Florida State on 2/17/2014 and 15 vs. Tennessee on 12/11/2016.
- Carolina went 24 for 35 from the free throw line. UNC improved to 4-1 this season when it made 20 or more free throws.
- Carolina committed 18 turnovers the Bruins converted into 24 points. The 18 turnovers tied UNC's season worst (also 18 in a win over Georgia Tech). UCLA came into the game No. 1 in the nation in forcing turnovers.
- The Bruins' 24 points off turnovers were the most by an opponent this season (previous 21 by Dayton).
- Carolina shot 37.5% from the floor in the first half and 56.5% in the second.
- It was the 11th time in 12 games UNC shot a higher FG percentage in the second half.
- In the last three games UNC shot 57.6% (vs. La Salle), 62.9% (vs. Florida) and 56.5% (vs. UCLA) from the floor in the second half.
- UCLA scored only two second-chance points, the fewest by an opponent this season.
- Carolina led for 50 seconds, the least amount of time it led in a win this season (previous was 8:04 vs. Dayton).
- Carolina is 7-4 in the CBS Sports Classic, including 3-0 vs. UCLA.
- Carolina improved to 45-26 in New York, including 31-12 in the current Madison Square Garden.
- Carolina is 12-3 all-time against UCLA.
- The Tar Heels have defeated the Bruins seven consecutive times and 11 times in the last 12 games.
- It was the first time in the 12 wins over UCLA that Carolina won a one-possession game. The previous closest margin in a UNC win over UCLA was seven points three times, including the 2022 NCAA Sweet 16 win in Philadelphia, the most recent time the teams faced one another.

GAME 13: UNC 97, CAMPBELL 81
12/29/24 IN CHAPEL HILL

UNC	FG: 57.1%	3FG: 35.7%	FT: 75.0%
Campbell	FG: 44.4%	3FG: 40.0%	FT: 75.0%
UNC	Rebounds: 8-29-37	A/TO: 20/7	
Campbell	Rebounds: 9-16-25	A/TO: 15/7	

- This was the first time UNC and Campbell played in men's basketball.
- Carolina is 180-18 against in-state, non-ACC teams and has won 50 in a row.
- Davis set the UNC record for career three-point field goals with 303. He came into the game with 298, one behind Marcus Paige (299). Davis made two in the first four minutes to break the record and became the first Tar Heel with at least 300 career three-pointers.
- It was the first time this season Davis made three 3FGs in the first half.
- Davis made a season-high five threes (previous was four vs. Dayton). It was the 30th time in his career he made four or more and ninth time he made five or more.
- Davis has 2,333 career points. He passed Jeff Lamp (Virginia) and Mike Gminski (Duke) for 10th place in ACC career scoring. He needs 15 points to pass Armando Bacot for second place in UNC career scoring.
- Carolina played without Trimble, who suffered an upper body injury in practice.
- Jackson made his first college start in place of Trimble and scored a season-high 26 points. He is the first UNC freshman to score 20 in consecutive games (24 vs. UCLA) since Cole Anthony had 25 at Syracuse and 28 vs. Wake Forest in 2019-20.
- Jackson became the 10th Tar Heel freshman to score 24 or more points in consecutive games and the first since Anthony in 2019-20. The others include Coby White, Harrison Barnes, Tyler Hansbrough, Rashad McCants, Antawn Jamison, J.R. Reid, Phil Ford and Al Lifson.
- Cadeau had his first career double-double with 12 points and a career-high 12 assists. His previous high in assists was 10 last season vs. Tennessee.
- The 12 assists were the most by a Tar Heel since RJ Davis had 12 vs. Marquette in the first round of the 2022 NCAA Tournament in Waco, Texas.
- Jackson and Powell started, the first time multiple freshmen started since the 2021 NCAA Tournament vs. Wisconsin (Caleb Love and Kerwin Walton).
- Carolina shot 62.5% from the floor in the second half. It was the fourth consecutive game the Tar Heel shot at least 56.5% from the floor in the second half and the ninth time in 13 games UNC made at least 50% of its shots from the floor in the second half.
- Campbell shot 60.7% in the second half. It was the first time since 2018 at NC State that both teams shot 60% in the second half.
- Carolina was 12 for 14 on two-point field goal attempts in the first half (85.7%) and 4 of 17 from three (23.5%).
- The Camels shot 31.4% from the floor in the first half, the lowest percentage by an opponent in a first half this season.
- The Tar Heels committed only seven turnovers, fewest since making five at Hawai'i in the fourth game.
- Colby Duggan led the Camels with 32 points. He is the 17th different player to score 32 or

more vs. Carolina in the 40-year history of the Smith Center. His 32 points tie the fifth-most by a player on a mid-major team. They were the most in the Smith Center by a mid-major since Davidson's Brian Sullivan scored 33 in overtime on 12/21/2013.

GAME 14: LOUISVILLE 83, UNC 70
1/1/25 IN LOUISVILLE

UNC	FG: 40.0%	3FG: 25.0%	FT: 78.3%
Louisville	FG: 44.8%	3FG: 23.1%	FT: 64.1%
UNC	Rebounds: 7-30-37	A/TO: 11/11	
Louisville	Rebounds: 10-33-43	A/TO: 14/7	

- Louisville snapped a five-game losing streak to Carolina and won for the first time on its home court in three games vs. the Tar Heels.
- The two teams were whistled for 50 personal fouls, two technical fouls and shot a combined 62 free throws.
- Carolina shot 32.4% from the floor in the first half and 50% in the second. It was the fifth straight game UNC shot 50% or better in the second half.
- The Tar Heels made a season-low four three-pointers.
- Louisville shot 23.1% from three (6 of 26) and 64.1% from the free throw line (25 of 39). It was just the third time ever UNC lost when the opponent shot under 25% from three and 65% from the line (2014 at Wake Forest and 2001 ACC championship game vs. Duke).
- Louisville led by as many as 11 in the second half, the eighth time this year UNC trailed by double digits.
- The Cards led 51-40, but Carolina pulled even at 61 and trailed only 70-69 with 5:09 to play.
- Louisville ended the game on a 13-1 run.
- Jackson led UNC with 23 points. He became the first Tar Heel freshman to lead in scoring three straight games since Cole Anthony (2019-20), the first to score 20 or more in three straight games since Anthony and just the third to score 23 or more points in three consecutive games (Al Lifson in 1951-52 and Phil Ford in 1974-75).
- Powell scored 14 points, the first time he scored in double figures in consecutive games.
- Carolina had seven offensive rebounds that led to two second-chance points, its fewest since 1/24/2023 at Syracuse.
- Louisville's Chucky Hepburn was 16 for 20 from the free throw line en route to a game-high 26 points. The 16 free throws were the third most by an opponent in the last 50 years.



BOX SCORES: GAMES 1-4



Elon vs North Carolina Game Totals -- Final Statistics November 05, 2024 at Dean Smith Center



Elon 76

No.	Player	S	Pts	FG	3FG	FT	OR	DR	TR	PF	A	TO	Blk	Stl	Min	+	-
00	DORN, NICK	G	17	6-12	5-10	0-1	1	4	5	2	1	0	0	0	30	4	0
03	SIMPKINS, TK	G	14	4-12	2-8	4-4	1	1	2	1	3	0	1	2	31	-24	0
04	SHERRY, SAM	F	15	6-11	2-4	1-2	2	6	8	2	0	5	0	0	25	-20	0
10	KING, ANDREW	G	3	1-7	0-1	1-2	1	2	3	1	4	1	0	1	30	-18	0
22	VAN KOMEN, MATTHEW	C	0	0-0	0-0	0-0	1	6	7	1	0	2	0	0	18	-6	0
01	CAMPBELL, KENDALL	F	0	0-2	0-0	0-0	0	0	1	0	1	0	0	0	0	-5	-14
02	SIMPKINS, TJ	G	18	6-12	1-3	5-5	2	3	5	1	3	4	1	1	22	8	0
12	HARRELL, ISAAC	F	6	2-4	2-2	0-0	0	6	6	1	0	3	0	0	23	-14	0
14	CRUMP, BRAYDEN	F	3	1-1	1-1	0-0	1	0	1	2	0	0	1	0	16	14	0
TEAM							1	2	3	0	1						
TOTALS			76	26-61	13-29	11-14	10	30	40	12	11	16	5	4	200		

Shooting By Period

Period	FG	FG%	3FG	3FG%	FT	FT%
1st Half	13-35	37%	8-17	47%	5-6	83%
2nd Half	13-26	50%	5-12	42%	6-8	75%
Game	26-61	42.6%	13-29	44.8%	11-14	78.6%

Last FG: 2nd-00:34
Largest lead: By 2 at
Technical Fouls: None.

North Carolina 90

No.	Player	S	Pts	FG	3FG	FT	OR	DR	TR	PF	A	TO	Blk	Stl	Min	+	-
03	CADEAU, ELLIOT	G	17	4-7	3-4	6-8	1	3	4	1	8	3	2	3	32	28	0
04	DAVIS, RJ	G	24	7-19	3-11	7-7	2	5	7	1	7	0	0	2	33	16	0
07	TRIMBLE, SETH	G	15	6-12	3-4	0-1	0	2	2	1	3	1	1	2	30	17	0
13	WASHINGTON, JALEN	F	8	4-7	0-1	0-0	2	2	4	3	1	1	1	1	21	7	0
24	WITHERS, JAE'LYN	F	10	4-10	2-3	0-0	4	6	10	2	1	1	0	1	22	1	0
05	TYSON, CADE	F	2	1-6	0-3	0-0	1	1	2	2	0	0	0	0	16	10	0
09	POWELL, DRAKE	G	5	2-8	1-2	0-0	0	2	2	1	2	0	1	1	17	2	0
11	JACKSON, IAN	G	5	2-7	1-4	0-0	1	0	1	0	0	0	0	0	12	-12	0
22	LUBIN, VEN-ALLEN	F	4	2-4	0-0	0-0	4	3	7	2	0	0	2	1	17	1	0
TEAM							3	1	4	0	0						
TOTALS			90	32-80	13-32	13-16	18	25	43	13	22	6	7	11	200		

Shooting By Period

Period	FG	FG%	3FG	3FG%	FT	FT%
1st Half	18-46	39%	8-18	44%	7-9	78%
2nd Half	14-34	41%	5-14	36%	6-7	86%
Game	32-80	40.0%	13-32	40.6%	13-16	81.3%

Last FG: 2nd-00:07
Largest lead: By 16 at
Technical Fouls: None.

Game Notes:

Officials: Roger Ayers, Trey Styons, Michael Kirts

Attendance: 17242

Start Time: 02:00 AM

Score	1st	2nd	TOT	Points	EU	UNC
UNC	39	37	76	22	34	
UNC	51	39	90	8	13	
UNC				7	18	
UNC				27	16	
UNC				1,041	1,216	
UNC				3273	3974	

EU led for 2:16. UNC led for 36:28.
Game was tied for 0:0.
Times tied: 3
Lead Changes: 8



North Carolina at Kansas 11/08/24 Allen Fieldhouse, Lawrence 2024-25 Men's Basketball

Game Duration: 2:13
Attendance: 15,300

Officials: Kipp Kissingir, Doug Simons, Marques Pettigrew

North Carolina - 89

No.	Name	S	Pts	FG	3P	FT	Rebounds	Fouls	TP	AS	TO	ST	Blocks	+	-	
13	Jalen Washington	F	17	3-9	0-1	1-2	3	6	9	4	1	7	1	1	0	6
24	Jae'Lyn Wilhens	F	23	4-6	3-5	0-0	0	9	9	3	1	11	0	1	1	0
3	Eliot Cadeau	G	32	3-11	0-3	6-6	0	2	2	3	4	12	7	2	1	0
4	RJ Davis	G	36	5-15	1-7	9-11	0	1	1	0	7	16	4	1	0	0
7	Seth Trimble	G	32	4-9	1-1	8-8	1	3	4	1	6	19	0	1	0	0
9	Drake Powell	20:06	1-4	0-2	0-0	0-4	0	4	0	0	2	0	0	0	1	0
11	Ian Jackson	15:26	3-4	2-2	2-2	1	1	2	1	0	10	1	1	0	1	0
22	Ven-Allen Lubin	14:23	4-4	0-0	2-2	1	2	3	5	2	10	0	1	0	1	0
5	Cade Tyson	01:03	0-1	0-0	0-0	0	0	0	0	0	0	0	0	0	0	0
0	Ty'Zhaun Claude	03:35	0-1	0-0	0-0	1	2	3	3	0	0	0	0	1	0	0
2	James Brown	01:55	1-1	0-0	0-0	2	0	2	0	2	0	0	0	0	0	0
TEAM							1	0	1	0	0	0	0	0	0	0
TOTALS			27-63	7-23	28-31	10	30	40	21	21	89	13	11	2	5	4

Shooting By Period	1st FG%	11-31	35.5%
3PT%	3-11	27.3%	
FT%	13-14	92.9%	
2nd FG%	16-32	50.0%	
3PT%	4-12	33.3%	
FT%	15-17	88.2%	
GM FG%	27-63	42.9%	
3PT%	7-23	30.4%	
FT%	28-31	90.3%	

Dead Ball Rebounds: 2.1

Kansas - 92

No.	Name	S	Pts	FG	3P	FT	Rebounds	Fouls	TP	AS	TO	ST	Blocks	+	-	
24	KJ Adams, Jr.	F	37	10-14	0-0	0-0	2	0	2	2	1	14	2	0	0	1
1	Hunter Dickinson	C	29	0-4	7-15	0-2	6-9	1	9	10	4	8	20	0	0	1
3	Dajuan Harris Jr.	G	29	11-14	5-8	0-0	0-0	2	0	2	4	0	10	3	2	0
6	Rylan Griffen	G	16	3-8	2-5	2-4	0-0	1	1	2	2	6	0	0	2	0
8	David Coit	G	19	3-4	0-4	0-3	0-0	4	4	3	0	3	1	0	0	0
8	Zekie Mayo	29:59	7-14	3-9	4-4	0-5	5	2	4	11	4	1	0	0	0	0
2	AJ Storr	27:49	6-13	1-3	0-0	0-2	2	2	1	13	3	0	1	0	1	5
40	Floxy Bidunga	10:56	3-4	0-0	2-4	4	4	6	1	2	8	0	0	0	1	1
4	Rakease Passmore	00:54	0-0	0-0	0-0	0	0	0	0	1	0	0	0	0	0	0
TEAM							3	2	5	0	0	0	0	0	0	0
TOTALS			37-76	6-21	12-17	12	27	39	21	21	92	18	4	3	4	5

Shooting By Period	1st FG%	22-37	59.5%
3PT%	4-10	40.0%	
FT%	5-9	55.6%	
2nd FG%	15-39	38.5%	
3PT%	2-11	18.2%	
FT%	7-8	87.5%	
GM FG%	37-76	48.7%	
3PT%	6-21	28.6%	
FT%	12-17	70.6%	

Dead Ball Rebounds: 1.0

Biggest lead

UNC	5 (1st 17:31)
KAN	20 (1st 1:43)

Best Scoring Run

UNC	9 (2nd 8:51)
KAN	10 (1st 1:43)

Lead Changes

UNC	6
KAN	5

Times Tied

UNC	07:25
KAN	30:33

Points from

UNC	2
KAN	16

Turnovers

UNC	32
KAN	50

Paint

UNC	8
KAN	14

Second Chance

UNC	17
KAN	13

Fast Breaks

UNC	8
KAN	14

Bench

UNC	53
KAN	39

Period by Period Scoring

1st	2nd	TOT
UNC	38	51
KAN	39	92

American vs North Carolina Game Totals -- Final Statistics November 16, 2024 at Dean Smith Center



American 55

No.	Player	S	Pts	FG	3FG	FT	OR	DR	TR	PF	A	TO	Blk	Stl	Min	+	-
03	SMALLS, COLIN	G	3	1-6	1-3	0-0	0	0	0	3	0	0	0	0	26	-25	0
12	SPOUSE, GEOFF	G	2	1-7	0-5	0-0	0	2	4	2	0	3	0	1	19	-32	0
15	ROGERS, MATT	F	15	5-13	2-6	3-4	2	5	7	3	0	1	0	1	25	-26	0
23	JONES, GREG	F	6	3-5	0-2	0-0	0	1	4	0	3	1	0	22	-30	0	
33	MAYOCK, MATT	F	3	1-6	1-6	0-0	0	3	3	1	0	0	0	0	24	-40	0
01	STEPHENS, ELIJAH	G	12	5-13	2-4	0-0	1	2	3	2	2	4	0	1	26	-14	0
04	BALL, LINCOLN	G	4	1-1	0-0	2-2	1	1	2	2	2	0	0	0	18	-12	0
05	DANIELS, ALEX	G	0	0-2	0-0	0-0	0	0	0	0	0	0	0	0	4	-9	0
07	NAUSADIS, WYATT	G	2	0-3	0-2	2-2	0	0	0	3	1	0	0	0	14	-32	0
10	SAUMUELS, ADRIAN	G	2	0-1	0-1	2-2	0	2	2	0	0	0	0	0	3	-5	0
21	JONES, NOAH	F	0	0-0	0-0												



BOX SCORES: GAMES 5-8



Dayton at North Carolina
11/25/24 Lahaina Civic Center, Lahaina
2024-25 Men's Basketball

Game Duration: 2:22
Attendance: 2,400

Dayton - 90

Record: 5-1

NO.	Name	Min	FG	3P	FT	Rebounds	Fouls	TP	AS	TO	ST	Blocks	+	-
			M/A	M/A	M/A	OR DR TOT	PF FD					BS BA		
2	Nate Santos	F 32:59	5-12	2-6	3-3	0 5 5	4 2 15	2	3	0	0	0 1	3	-
23	Zed Key	F 20:23	4-8	0-1	2-2	1 1 2	5 4 10	1	1	1	0	0 0	-19	
0	Javon Bennett	G 34:07	3-9	3-6	0-0	4 4 4	5 4 9	4	0	1	0	0 0	4	
6	Enoch Cheeks	G 30:52	4-11	3-8	0-0	4 4 8	3 0 11	1	0	2	1	0 0	-18	
11	Malachi Smith	G 21:47	4-12	2-2	2-5	0 1 1	4 5 12	2	2	1	0	0 3	-22	
5	Posh Alexander	23:47	4-9	0-2	3-3	1 0 1	2 2 11	6	2	1	0	0 0	16	
10	Hamad Mousa	09:49	1-1	1-1	0-0	0 1 1	1 0 3	2	0	1	0	0 0	13	
29	Amal L'Etiang	12:05	4-8	3-6	2-2	0 2 2	3 1 13	0	1	0	0	0 0	9	
3	Jaiun Simon	07:01	1-2	0-0	0-0	1 1 2	0 2 4	2	1	0	0	0 0	1	
13	Isaac Jack	07:10	2-2	0-0	0-0	1 2 3	0 2 4	0	0	0	0	0 0	9	
Team						5 1 6	0 1 1	0	1	0	0	0 0		
Totals		32:74	14-32	12-15	13-22	35	27 20	90	19	10	6	1 4	-2	

Officials: Eric Curry, Jermel Spearman, Brent Hampton

Technical Fouls: NONE

Shooting By Period	
1st	2nd
FG% 19-37 51.4%	FG% 7-18 38.9%
3PT% 7-18 38.9%	3PT% 6-8 75%
FT% 6-8 75%	FT% 13-37 35.1%
GM FG% 32-74 43.2%	GM FG% 7-14 50.0%
FT% 6-7 85.7%	FT% 14-32 43.8%
GM FT% 12-15 80.0%	GM FT% 12-15 80.0%

Dead Ball Rebounds: 2 0

North Carolina - 92

Record: 4-1

NO.	Name	Min	FG	3P	FT	Rebounds	Fouls	TP	AS	TO	ST	Blocks	+	-
			M/A	M/A	M/A	OR DR TOT	PF FD					BS BA		
13	Jalen Washington	F 23:50	4-6	0-0	1-3	2 3 5	2 2 9	0	2	0	2	0 0	2	
24	JaeLyn Withers	F 19:08	0-2	0-1	3-5	0 3 3	1 4 3	0	1	1	0	0 0	-8	
3	Eliot Cadeau	G 32:14	2-4	0-1	6-8	0 3 3	4 6 10	5	6	1	1	0 0	-10	
4	RJ Davis	G 35:58	8-19	4-10	10-11	2 5 7	4 9 30	5	4	1	0	0 0	9	
7	Soth Trimble	G 33:22	10-14	2-5	5-5	3 7 10	4 5 27	1	1	0	1	1 1	11	
22	Ven-Allen Lubin	08:18	0-0	0-0	0-0	0 1 1	1 0 0	0	1	0	0	0 0	7	
9	Drake Powell	22:38	2-2	2-2	0-0	0 4 4	1 0 6	0	0	2	0	0 0	-1	
11	Ian Jackson	18:24	2-6	1-3	0-0	0 1 1	0 0 5	0	0	0	0	0 0	-5	
2	James Brown	02:59	0-0	0-0	0-0	1 1 2	0 0 0	0	0	0	0	0 0	-1	
5	Cade Tyson	03:07	0-1	0-1	2-2	1 0 1	1 1 2	0	0	1	0	0 0	-1	
0	Tyzaun Claude	00:02	0-0	0-0	0-0	0 0 0	0 0 0	0	0	0	0	0 0	0	
Team						0 1 1	0 0 0	0	0	0	0	0 0		
Totals		29:54	9-23	27-34	8	29 37	20 27	92	11	15	6	4 1	2	

Technical Fouls: NONE

Shooting By Period	
1st	2nd
FG% 9-22 40.9%	FG% 2-11 18.2%
3PT% 2-11 18.2%	3PT% 13-18 72.2%
FT% 13-18 72.2%	FT% 19-32 59.4%
GM FG% 32-74 43.2%	GM FG% 7-12 58.3%
FT% 14-16 87.5%	FT% 28-54 51.9%
GM FT% 9-23 39.1%	GM FT% 27-34 79.4%

Dead Ball Rebounds: 3 1

DAY		UNC		Points from Turnovers		DAY		UNC		Period by Period Scoring		
1st	2nd	1st	2nd	1st	2nd	1st	2nd	TOT	1st	2nd	TOT	
21 (2 nd 17:46)	4 (1 st 15:42)	32	36	51	39	90	33	59	92			
11 (1 st 6:30)	8 (2 nd 9:52)	16	18	33	13	46	13	15	28			
4		13	15	33	13	46	13	15	28			
30:37	08:04											

Auburn vs North Carolina
Game Totals -- Final Statistics
November 26, 2024 at Lahaina Civic Center - Lahaina, HI



No.	Player	S	Pts	FG	3FG	FT	OR	DR	TR	PF	A	TO	Blk	Stl	Min	+	-
02	JONES, DENVER	G	10	2-9	2-5	4-6	0	0	0	4	3	3	0	2	29	3	
04	BROOME, JOHNI	C	23	9-18	2-4	3-4	6	13	19	1	5	2	3	0	34	17	
10	BAKER-MAZARA, CHAD	F	14	4-8	2-6	4-4	1	6	7	3	0	0	0	1	28	15	
13	KELLY, MILES	G	15	5-10	3-7	2-2	0	2	2	3	0	0	0	0	21	13	
44	CARDWELL, DYLAN	C	2	1-2	0-0	0-0	0	1	1	4	0	0	0	2	10	6	
00	PETTIFORD, TAHAAD	G	10	4-10	2-5	0-0	0	2	2	3	1	0	1	0	12	3	
01	PEGUES, JAP	G	0	0-2	0-2	0-0	0	1	1	2	1	0	0	0	20	3	
05	MOORE, CHRIS	F	0	0-0	0-0	0-0	1	1	2	1	0	0	0	0	22	0	
31	JOHNSON, CHANEY	F	11	5-10	0-1	1-1	3	5	8	3	3	1	2	0	33	5	
TEAM							0	0	0	0	0	0	0	1			
TOTALS			85	30-69	11-30	14-17	11	31	42	22	15	8	7	7	199		

Shooting By Period	FG	FG%	3FG	3FG%	FT	FT%	Deadball Rebounds: 1 0
1st Half	16-37	43%	5-15	33%	3-4	75%	Biggest Run: 9-0
2nd Half	14-32	44%	6-15	40%	11-13	85%	Largest lead: By 19 at 2nd-08:05
Game	30-69	43.5%	11-30	36.7%	14-17	82.4%	Technical Fouls: None

North Carolina 72

No.	Player	S	Pts	FG	3FG	FT	OR	DR	TR	PF	A	TO	Blk	Stl	Min	+	-
03	CADEAU, ELLIOT	G	10	5-15	0-0	0-1	2	4	6	4	3	2	0	1	30	-16	
04	DAVIS, RJ	G	12	5-11	1-4	1-1	0	5	5	1	1	1	0	0	36	-14	
07	TRIMBLE, SETH	G	17	7-13	3-6	0-2	0	1	1	3	1	3	0	1	34	-8	
13	WASHINGTON, JALEN	F	2	1-4	0-0	0-2	0	2	2	2	0	3	1	0	17	-15	
24	WITHERS, JAE'LYN	F	10	4-14	1-2	7-8	1	6	7	1	0	0	0	0	19	-19	
05	TYSON, CADE	F	0	0-0	0-0	0-1	0	1	1	2	0	0	0	0	1	-4	
09	POWELL, DRAKE	G	2	1-2	0-1	0-0	0	1	1	0	2	0	0	1	20	9	
11	JACKSON, IAN	G	9	3-7	1-3	2-2	0	3	3	1	0	0	0	0	17	0	
22	LUBIN, VEN-ALLEN	F	10	4-6	0-0	2-2	4	5	9	2	0	1	1	0	23	2	
TEAM							0	1	1	0	0	0	0	0			
TOTALS			72	27-62	6-16	12-19	7	29	36	16	7	10	2	3	199		

Shooting By Period	FG	FG%	3FG	3FG%	FT	FT%	Deadball Rebounds: 4 1
1st Half	13-30	43%	2-6	33%	4-6	67%	Last FG: 2nd-00:17
2nd Half	14-32	44%	4-10	40%	8-13	62%	Biggest Run: 11-0
Game	27-62	43.5%	6-16	37.5%	12-19	63.2%	Largest lead: By 0 at -

Game Notes:	Score	1st	2nd	TOT	Points	AUB	UNC
Officials: Marquis Pettigrew, Steven Anderson, Scott Brown	AUB	40	45	85	In the Paint	32	36
Attendance: 2400	UNC	32	40	72	Off Turns	15	6
Start Time: 11:35 PM ET					2nd Chance	12	12
End Time: 01:41 AM ET					Fast Break	11	15
Game Duration: 2:05					Bench	21	21
Neutral Court:					Per Poss	1197	1393

Michigan St. vs North Carolina

Game Totals -- Final Statistics
November 27, 2024 at Lahaina Civic Center - Lahaina, HI



Michigan St. 94

No.	Player	S	Pts	FG	3FG	FT	OR	DR	TR	PF	A	TO	Blk	Stl	Min	+	-
00	KOHLER, JAXON	F	3	1-7	0-2	1-2	0	5	5	1	0	0	0	0	13		
01	FEARS JR., JEREMY	G	13	2-6	0-0	9-11	0	4	4	2	6	2	0	2	32		
03	AKINS, JADEN	G	14	6-13	0-3	2-2	0	3	3	5	1	2	1	0	35		
05	HOLLOMAN, TRE	G	19	5-9	3-6	6-6	0	2	2	3	7	2	0	3	36		
10	ZAPALA, SZYMON	C	0	0-0	0-0	0-0	1	1	2	0	0	1	0	0	8		
02	TENG, KUR	G	0	0-2	0-2	0-0	0	0	0	1	0	0	0	0	3		
08	FIDLER, FRANKIE	F	13	5-6	1-2	2-2	0	3	3	2	1	1	0	1	27		
15	COOPER, CARSON	C	6	3-3	0-0	0-1	1	1	2	1	1	0	1	0	16		
34	BOOKER, XAVIER	F	12	5-7	0-1	2-2	3	4	7	2	2	1	0	1	25		
55	CARR, COEN	F	14	6-8	0-0	2-5	2	5	7	2	0	0	1	1	32		
TEAM							1	1	2	0	0	0	0	0			
TOTALS			94	33-61	4-16	24-31	8	29	37	19	16	12	4	7	225		

Shooting By Period	FG	FG%	3FG	3FG%	FT	FT%	Deadball Rebounds: 3 0
1st Half	16-29	55%	4-10	40%	7-9	78%	Last FG: 3rd-01:38
2nd Half	14-28	50%	0-6	00%	11-14	79%	Biggest Run: 9-0
3rd Half	3-4	75%	0-0	0%	6-8	75%	Largest lead: By 14 at 1st-03:05
Game	33-61	54.1%	4-16	25.0%	24-31	77.4%	Technical Fouls: None

North Carolina 91

No.	Player	S	Pts	FG	3FG	FT	OR	DR	TR	PF	A	TO	Blk	Stl	Min	+	-
03	CADEAU, ELLIOT	G	17	5-10	2-4	5-5	0	3	3	5	6	4	0	1	34		
04	DAVIS, RJ	G	16	6-18	2-6	2-3	2	1	3	4	7	1	0	3	37		
07	TRIMBLE, SETH	G	9	3-9	1-2	2-3	0	2	2	0	3	2	1	4	37		
13	WASHINGTON, JALEN	F	0	0-1	0-0	0-0	0	7	7	2	0	1	2	0	13		
24	WITHERS, JAE'LYN	F	8	3-6	0-1	2-2	2	2	4	5	0	1	0	0	33		
00	CLAUDE, TYZHAUN	F	0	0-0	0-0	0-0	0	0	0</								



BOX SCORES: GAMES 9-12



Georgia Tech vs North Carolina Game Totals -- Final Statistics December 07, 2024 at Dean Smith Center



Georgia Tech 65

No.	Player	S	Pts	FG	3FG	FT	OR	DR	TR	PF	A	TO	Blk	Stl	Min	+	-
00	TERRY, LANCE	G	22	5-19	5-13	7-8	1	3	4	2	2	0	1	38	-2		
01	GEORGE, NAITHAN	G	12	4-14	2-6	2-2	1	7	8	1	3	5	1	2	39	-4	
09	O'BRIEN, LUKE	G	0	0-2	0-2	0-0	0	0	0	3	0	1	0	13	-7		
11	NDONGO, BAYE	F	19	7-13	0-1	5-10	3	9	12	2	1	1	1	0	35	1	
45	ONWUCHEKWA, DORYAN	C	3	1-5	1-2	0-0	1	3	4	4	1	0	1	0	19	5	
03	MUSTAF, JAEDEN	G	6	2-7	0-1	2-2	2	2	4	4	1	4	0	0	32	3	
30	SQUARE, IBRAHIM	F	0	0-0	0-0	0-0	0	0	0	0	0	0	0	0	3	-4	
31	POWELL, DUNCAN	F	3	1-4	0-2	1-2	1	1	2	2	0	1	1	2	21	-8	
TEAM							2	1	3	0							
TOTALS			65	20-64	8-27	17-24	11	26	37	20	8	14	4	5	200		

Shooting By Period	FG	FG%	3FG	3FG%	FT	FT%	Deadball Rebounds: 2.0
1st Half	12-35	34%	4-11	36%	2-4	50%	2-2
2nd Half	8-29	28%	4-16	25%	15-20	75%	2-2
Game	20-64	31.3%	8-27	29.6%	17-24	70.8%	4-4

North Carolina 68

No.	Player	S	Pts	FG	3FG	FT	OR	DR	TR	PF	A	TO	Blk	Stl	Min	+	-
03	CADEAU, ELLIOT	G	9	4-13	1-6	0-0	1	5	6	2	4	7	1	3	28	8	
04	DAVIS, RJ	G	16	5-15	2-8	4-5	1	6	7	3	3	2	0	2	38	2	
07	TRIMBLE, SETH	G	19	5-6	1-1	8-9	3	4	7	2	0	0	0	4	34	9	
09	POWELL, DRAKE	G	0	0-2	0-2	0-0	0	1	1	2	1	2	0	0	15	-7	
22	LUBIN, VEN-ALLEN	F	5	2-2	0-0	1-3	2	6	8	5	0	1	1	1	16	3	
02	BROWN, JAMES	F	0	0-0	0-0	0-0	0	0	0	0	0	0	0	0	1	-4	
05	TYSON, CADE	F	0	0-0	0-1	0-0	0	0	0	0	0	0	0	0	5	9	
11	JACKSON, IAN	G	15	5-14	1-4	4-4	1	1	2	1	1	0	0	0	27	-2	
13	WASHINGTON, JALEN	F	2	1-2	0-0	0-0	1	5	6	1	0	2	0	1	10	6	
24	WITHERS, JAE'LYN	F	2	1-4	0-2	0-0	0	6	6	2	1	3	0	0	16	-9	
TEAM							4	1	5	0							
TOTALS			68	23-59	5-24	17-21	13	35	48	18	10	18	2	11	200		

Shooting By Period	FG	FG%	3FG	3FG%	FT	FT%	Deadball Rebounds: 2.0
1st Half	12-27	44%	3-13	23%	4-6	67%	2-2
2nd Half	11-32	34%	2-11	18%	13-15	87%	2-2
Game	23-59	39.0%	5-24	20.8%	17-21	81.0%	4-4

Game Notes:	Score	1st	2nd	TOT	Points	GT	UNC
Officials: Ron Groover, Jeffery Clark, Jemel Spearman Attendance: 19020	GT	30	35	65	In the Paint	22	34
Start Time: 07:00 PM Conference Game	UNC	31	37	68	Off Turns	15	17
					2nd Chance	15	11
					Fast Break	5	16
					Bench	9	19
					Per Poss	0.844	0.844
						29/77	32/72

Game Notes:	Score	1st	2nd	TOT	Points	LAS	UNC
Officials: Ron Groover, Jeffery Clark, Jemel Spearman Attendance: 19020	LAS	25	42	67	In the Paint	20	50
Start Time: 07:00 PM Conference Game	UNC	42	51	93	Off Turns	5	16
					2nd Chance	7	11
					Fast Break	6	16
					Bench	36	49
					Per Poss	0.893	1.240
						28/75	42/75

Florida vs North Carolina Game Totals -- Final Statistics December 17, 2024 at Spectrum Center - Charlotte, NC



Florida 90

No.	Player	S	Pts	FG	3FG	FT	OR	DR	TR	PF	A	TO	Blk	Stl	Min	+	-
01	CLAYTON JR., WALTER	G	12	4-15	1-7	3-4	1	5	6	3	2	4	0	0	33	4	
05	RICHARD, WILL	G	22	8-10	3-5	3-4	2	4	6	3	1	2	0	2	36	10	
09	CHINYELU, RUEBEN	C	4	2-6	0-0	0-0	4	5	9	2	0	1	0	2	22	-17	
15	MARTIN, ALUJAH	G	19	5-17	2-12	7-9	2	3	5	2	4	4	0	1	36	6	
21	CONDON, ALEX	F	9	2-4	2-3	3-4	3	7	10	2	5	3	3	0	30	4	
04	ALEXIS, SAM	F	3	1-2	0-1	1-2	0	0	0	2	0	1	0	1	6	2	
10	HAUGH, THOMAS	F	9	3-5	1-2	2-4	2	4	6	4	0	0	0	1	20	22	
11	ABERDEEN, DENZEL	G	12	5-6	2-2	0-0	0	1	1	2	2	2	0	0	16	-1	
TEAM							2	1	3	0							
TOTALS			90	30-65	11-32	19-27	16	30	46	20	14	17	3	7	200		

Shooting By Period	FG	FG%	3FG	3FG%	FT	FT%	Deadball Rebounds: 3.0
1st Half	18-34	53%	7-17	41%	3-7	43%	2-2
2nd Half	12-31	39%	4-15	27%	16-20	80%	2-2
Game	30-65	46.2%	11-32	34.4%	19-27	70.4%	4-4

North Carolina 84

No.	Player	S	Pts	FG	3FG	FT	OR	DR	TR	PF	A	TO	Blk	Stl	Min	+	-
03	CADEAU, ELLIOT	G	11	5-12	1-5	0-1	0	1	1	4	7	4	0	1	31	-10	
04	DAVIS, RJ	G	29	10-19	3-11	6-7	0	8	8	1	1	2	0	4	36	4	
07	TRIMBLE, SETH	G	11	4-10	0-2	3-3	4	3	7	4	0	0	0	3	34	-6	
09	POWELL, DRAKE	G	2	1-5	0-2	0-0	0	1	1	1	0	1	1	2	13	0	
22	LUBIN, VEN-ALLEN	F	7	3-4	0-0	1-3	1	3	4	3	0	0	1	1	23	0	
00	CLAUDE, TYZHAUN	F	1	0-0	0-0	1-2	1	0	1	1	0	0	0	0	2	-6	
05	TYSON, CADE	F	0	0-3	0-2	0-0	0	2	2	1	0	0	0	0	15	5	
11	JACKSON, IAN	G	11	5-9	1-4	0-0	0	1	1	3	0	2	0	0	22	-12	
13	WASHINGTON, JALEN	F	7	3-6	0-0	1-2	1	2	3	2	0	0	0	0	15	0	
24	WITHERS, JAE'LYN	F	5	2-4	0-2	1-1	1	1	2	2	1	1	0	0	10	-5	
TEAM							5	1	6	0							
TOTALS			84	33-72	5-28	13-19	13	23	36	23	10	10	2	11	200		

Shooting By Period	FG	FG%	3FG	3FG%	FT	FT%	Deadball Rebounds: 2.1
1st Half	11-37	30%	2-16	13%	10-13	77%	2-2
2nd Half	22-35	63%	3-12	25%	3-6	50%	2-2
Game	33-72	45.8%	5-28	17.9%	13-19	68.4%	4-4

Game Notes:	Score	1st	2nd	TOT	Points	UF	UNC
Officials: Ron Groover, Doug Shows, Matt Potter	UF	46	44	90	In the Paint	38	48
Start Time: 07:02 PM ET End Time: 09:59 PM ET Game Duration: 2:07 Neutral Court	UNC	34	50	84	Off Turns	9	24
					2nd Chance	23	14
					Fast Break	9	16
					Bench	24	24
					Per Poss	1.169	1.063
						40/77	40/79

La Salle vs North Carolina Game Totals -- Final Statistics December 14, 2024 at Dean Smith Center



La Salle 67

No.	Player	S	Pts	FG	3FG	FT	OR	DR	TR	PF	A	TO	Blk	Stl	Min	+	-
00	MARRERO, ANDRES	G	0	0-4	0-3	0-0	0	4	4	1	3	1	0	1	21	-8	
01	WHITE, JAHILIL	G	5	2-7	1-2	0-0	0	4	5	4	2	2	0	0	19	-15	
02	MCKEITHAN, COREY	G	8	3-10	0-4	2-2	0	1	1	3	3	1	0	0	25	-17	
13	SHEPHERD, DASHON	G	2	0-7	0-0	2-2	0	2	1	3	1	0	1	0	0	26	-22
14	LILLEY, DEMETRIUS	F	16	6-12	4-8	0-2	1	5	6	2	0	1	0	0	22	-21	
03	ACKER, ERIC	G	13	5-10	3-6	0-2	1	1	2	0	1	2	0	1	22	-10	
07	ZAN, RYAN	F	3	1-2	1-1	0-0	2	0	2	0	1	0	0	0	0	4	2
21	ETIENNE, MAC	C	4														



BOX SCORES: GAMES 13-16



Campbell vs North Carolina Game Totals -- Final Statistics December 30, 2024 at Dean Smith Center



Campbell 81

No.	Player	S	Pts	FG	3FG	FT	OR	DR	TR	PF	A	TO	Blk	Stl	Min	±
02	DUGGAN, COLBY	F	32	11-18	5-9	5-7	3	0	3	3	4	3	0	0	33	-8
07	GREGORY, CAM	G	14	6-13	1-3	1-2	0	4	4	3	1	2	0	1	35	-8
13	SINANI, JASIN	G	15	4-8	2-5	5-5	0	0	0	4	2	1	0	0	30	-8
14	ZURLIENE, CALEB	F	7	3-12	1-4	0-0	1	4	5	3	2	0	0	1	29	-8
21	DORSEY, NOLAN	G	2	1-4	0-2	0-2	2	4	6	2	4	0	1	0	30	-28
00	MOKSECKAS, GEDIMINAS	G	0	0-0	0-0	0-0	0	0	0	0	0	0	0	0	7	-3
01	COOK, TASSOS	G	0	0-2	0-0	0-0	0	2	2	1	1	0	0	0	13	-9
06	GUDMUNDSSON, BRAGI	G	9	2-2	1-1	4-4	0	0	0	1	1	0	1	0	11	8
12	YAW, ISRAEL	F	2	1-1	0-0	0-0	0	0	0	0	0	1	0	0	6	-6
23	VAN DER HEIJDEN, ERIC	F	0	0-3	0-1	0-0	2	1	3	1	0	0	0	0	6	-10
	TEAM						1	1	2	0	0					
TOTALS			81	28-63	10-25	15-20	9	16	25	18	15	7	2	2	200	

Shooting By Period	FG	FG%	3FG	3FG%	FT	FT%	Last FG: 2nd-00:07	Largest lead: By 2 at	Technical Fouls: None.
1st Half	11-35	31%	4-16	25%	3-3	100%			
2nd Half	17-28	61%	6-9	67%	12-17	71%			
Game	28-63	44.4%	10-25	40.0%	15-20	75.0%			

North Carolina 97

No.	Player	S	Pts	FG	3FG	FT	OR	DR	TR	PF	A	TO	Blk	Stl	Min	±
03	CADEAU, ELLIOT	G	12	6-11	0-2	0-0	1	2	3	3	12	3	0	1	34	10
04	DAVIS, RJ	G	23	7-13	5-10	4-5	0	4	4	1	5	2	0	0	35	15
09	POWELL, DRAKE	F	12	4-5	2-3	2-2	0	3	3	4	2	0	0	0	30	13
11	JACKSON, IAN	G	26	9-16	3-8	5-7	0	5	5	1	1	0	0	0	36	17
13	WASHINGTON, JALEN	F	10	5-7	0-0	0-0	2	3	5	2	0	1	1	0	14	14
00	CLAUDE, TYZHAUN	F	2	1-1	0-0	0-0	0	1	1	0	0	0	0	0	10	5
02	BROWN, JAMES	F	3	1-1	0-0	1-2	2	0	2	3	0	0	0	0	4	-8
05	TYSON, CADE	F	3	1-5	0-4	1-2	1	2	3	2	0	0	0	0	18	10
14	HAWKINS, RUSSELL	G	0	0-0	0-0	0-0	0	0	0	0	0	0	0	0	0	-2
15	HOLBROOK, JOHN	F	0	0-0	0-0	0-0	0	0	0	0	0	0	0	0	1	-2
22	LUBIN, VEN-ALLEN	F	2	1-1	0-0	0-0	0	1	1	0	0	0	2	0	7	6
24	WITHERS, JAE'LYN	F	4	1-3	0-1	2-2	2	5	7	1	0	0	0	1	10	4
30	MAYO JR., DANTE	G	0	0-0	0-0	0-0	0	0	0	0	0	0	0	0	1	-2
	TEAM						0	3	3	0	1					
TOTALS			97	36-63	10-28	15-20	8	29	37	18	20	7	3	3	200	

Shooting By Period	FG	FG%	3FG	3FG%	FT	FT%	Last FG: 2nd-01:19	Largest lead: By 29 at	Technical Fouls: None.
1st Half	16-31	52%	4-17	24%	4-8	50%			
2nd Half	20-32	63%	6-11	55%	11-12	92%			
Game	36-63	57.1%	10-28	35.7%	15-20	75.0%			

Game Notes:	Score	1st	2nd	TOT	Points	CU	UNC
Officials: Lee Cassell, Bert Smith, Brent Hampton Attendance: 19999	CU	29	52	81	In the Paint	30	48
Start Time: 01:00 AM	UNC	40	57	97	Off Turns	12	7
					2nd Chance	8	7
					Fast Break	7	7
					Bench	11	14
					Per Poss	1.174	1.386
						36/69	44/70

CU led for 0:51. UNC led for 37:31.
Game was tied for 0:0.
Times tied: 3 Lead Changes: 4

North Carolina vs Louisville Game Totals -- Final Statistics January 01, 2025 at KFC Yum Center Denny Crum Court - Louisville



North Carolina 70

No.	Player	S	Pts	FG	3FG	FT	OR	DR	TR	PF	A	TO	Blk	Stl	Min	±
03	CADEAU, ELLIOT	G	4	1-5	0-2	2-2	1	1	2	5	5	2	0	0	24	-16
04	DAVIS, RJ	G	12	4-14	1-5	3-3	0	3	3	4	4	3	0	2	37	-13
09	POWELL, DRAKE	G	14	6-11	0-2	2-2	0	4	4	5	0	1	0	0	32	3
11	JACKSON, IAN	G	23	7-15	2-5	7-11	1	3	4	3	1	2	1	1	35	-9
13	WASHINGTON, JALEN	F	7	3-5	0-0	1-1	2	4	6	2	0	2	0	0	17	-14
00	CLAUDE, TYZHAUN	F	0	0-0	0-0	0-0	0	0	0	0	0	0	0	0	3	-3
05	TYSON, CADE	F	3	1-3	1-1	0-0	0	3	3	5	0	0	0	0	15	-6
22	LUBIN, VEN-ALLEN	F	5	1-5	0-0	3-4	1	8	9	2	1	1	2	1	21	2
24	WITHERS, JAE'LYN	F	2	1-2	0-1	0-0	1	4	5	1	0	0	0	0	16	-9
	TEAM						1	0	1	0						
TOTALS			70	24-60	4-16	18-23	7	30	37	29	11	12	3	4	200	

Shooting By Period	FG	FG%	3FG	3FG%	FT	FT%	Deadball Rebounds: 1.0	Last FG: 2nd-05:09	Biggest Run: 8-0	Largest lead: By 1 at 1st-10:15	Technical Fouls: #04 DAVIS,R (Class A) @ 2nd - 00:08;
1st Half	11-34	32%	3-12	25%	6-7	86%					
2nd Half	13-26	50%	1-4	25%	12-16	75%					
Game	24-60	40.0%	4-16	25.0%	18-23	78.3%					

Louisville 83

No.	Player	S	Pts	FG	3FG	FT	OR	DR	TR	PF	A	TO	Blk	Stl	Min	±
00	SCOTT, JAMES	F	11	5-6	0-0	1-6	3	5	8	1	1	0	2	1	25	9
01	HADLEY, J'VONNE	G	10	3-6	0-0	4-5	1	6	7	4	3	4	0	0	27	11
05	EDWARDS JR., TERRENCE	G	7	2-12	0-5	3-5	1	4	5	0	2	1	0	0	34	13
24	HEPBURN, CHUCKY	G	26	5-8	0-2	16-20	0	2	2	4	7	2	0	0	34	15
93	WATERMAN, NOAH	F	7	3-9	1-6	0-1	0	7	7	0	0	0	0	1	30	5
06	SMITH, REYNE	G	17	6-12	4-10	1-1	0	0	0	4	0	0	0	0	3	27
09	ROOTHS, KHANI	F	3	1-2	1-2	0-0	0	4	4	0	0	0	0	0	10	2
13	ANSELEM-IBE, FRANK	C	0	0-0	0-0	0-0	0	1	1	0	0	0	0	0	3	3
25	TROORE, ABOUBACAR	F	2	1-3	0-1	0-1	3	3	6	3	1	1	1	0	9	-4
	TEAM						2	1	3	0						
TOTALS			83	26-58	6-26	25-39	10	33	43	21	14	8	4	4	200	

Shooting By Period	FG	FG%	3FG	3FG%	FT	FT%	Deadball Rebounds: 5.0	Last FG: 2nd-01:28	Biggest Run: 12-0	Largest lead: By 13 at 2nd-00:08	Technical Fouls: #24 HEPBURN,C (Class A) @ 2nd - 00:08;
1st Half	12-30	40%	3-14	21%	10-16	63%					
2nd Half	14-28	50%	3-12	25%	15-23	65%					
Game	26-58	44.8%	6-26	23.1%	25-39	64.1%					

Game Notes:	Score	1st	2nd	TOT	Points	UNC	LOU
Officials: Ted Valentine, Clarence Armstrong, Tony Chiazza Attendance: 14248	UNC	31	39	70	In the Paint	36	38
Start Time: 06:11 PM ET End Time: 08:30 PM ET Game Duration: 2:18 Conference Game:	LOU	37	46	83	Off Turns	8	14
					2nd Chance	2	11
					Fast Break	7	7
					Bench	10	22
					Per Poss	0.959	1.153
						33/73	40/72

UNC led for 0:24. LOU led for 35:27.
Game was tied for 4:09.
Times tied: 4 Lead Changes: 2



2024-25 GAME-BY-GAME TEAM STATS



	PTS	FG	FG%	1st	2nd	3FG	3FG%	FT	FT%	O-D-REB	PF	A	TO	B	ST	OT FG%
Carolina, W	90	32-80	.400	.391	.412	13-32	.406	13-16	.813	18-25-43	13	22	6	7	11	
Elon	76	26-61	.426	.371	.500	13-29	.448	11-14	.786	10-30-40	12	11	16	5	4	
Carolina, L	89	27-63	.429	.355	.500	7-23	.304	28-31	.903	10-30-40	21	13	11	5	2	
at Kansas	92	37-76	.487	.595	.385	6-21	.286	12-17	.706	12-27-39	21	18	4	4	3	
Carolina, W	107	36-61	.590	.538	.629	7-22	.318	28-34	.824	10-36-46	15	16	9	4	8	
American	55	19-61	.311	.519	.147	7-31	.226	10-11	.909	7-16-23	23	6	13	1	3	
Carolina, W	87	28-54	.519	.464	.577	5-15	.333	26-34	.765	5-22-27	23	16	5	3	8	
at Hawai'i	69	22-57	.386	.364	.417	8-23	.348	17-24	.708	15-25-40	20	11	13	3	1	
Carolina, W	92	28-54	.519	.409	.594	9-23	.391	27-34	.794	8-29-37	20	11	15	4	6	
vs. Dayton	90	32-74	.432	.514	.351	12-15	.800	12-15	.800	13-22-35	27	19	10	1	6	
Carolina, L	72	27-62	.435	.433	.438	6-16	.375	12-19	.632	7-29-36	16	7	10	2	3	
vs. Auburn	85	30-69	.435	.432	.438	11-30	.367	14-17	.824	11-31-42	22	15	8	7	7	
Carolina, L (ot)	91	32-64	.500	.519	.552	11-23	.478	16-21	.762	5-24-29	23	17	11	4	8	.250
vs. Michigan State	94	33-61	.541	.552	.500	4-16	.250	24-31	.774	8-29-37	19	16	12	4	7	.750
Carolina, L	79	32-78	.410	.361	.452	5-28	.179	10-16	.625	15-27-42	14	12	13	2	10	
Alabama	94	35-71	.493	.459	.529	12-33	.364	12-13	.923	8-32-40	16	18	14	5	8	
Carolina, W	68	23-59	.390	.444	.344	5-24	.208	17-21	.810	13-35-48	18	10	18	2	11	
Georgia Tech	65	20-64	.313	.343	.276	8-27	.296	17-24	.708	11-26-37	20	8	14	4	5	
Carolina, W	93	36-67	.537	.500	.576	10-31	.323	11-23	.478	12-35-47	16	22	11	6	8	
La Salle	67	26-73	.356	.323	.381	10-29	.345	5-11	.455	14-22-36	16	15	12	0	7	
Carolina, L	84	33-72	.458	.297	.629	5-28	.179	13-19	.684	13-23-36	23	10	10	2	11	
vs. Florida	90	30-65	.462	.529	.387	11-32	.344	19-27	.704	16-30-46	20	14	17	3	7	
Carolina, W	76	22-47	.468	.375	.565	8-23	.348	24-35	.686	9-25-34	22	11	18	4	4	
vs. UCLA	74	26-53	.491	.533	.435	9-18	.500	13-22	.591	7-21-28	25	17	15	1	10	
Carolina, W	97	36-63	.571	.516	.625	10-28	.357	15-20	.750	8-29-37	18	20	7	3	3	
Campbell	81	28-63	.444	.314	.607	10-25	.400	15-20	.750	9-16-25	18	15	7	2	2	
Carolina, L	70	24-60	.400	.324	.500	4-16	.250	18-23	.783	7-30-37	29	11	11	3	4	
at Louisville	83	26-58	.448	.400	.500	6-26	.231	25-39	.641	10-33-43	20	14	7	4	4	
Carolina at Notre Dame																
Carolina SMU																
Carolina at NC State																
Carolina Cal																
Carolina Stanford																
Carolina at Wake Forest																
Carolina Boston College																
Carolina at Pitt																
Carolina at Duke																
Carolina Pitt																
Carolina at Clemson																
Carolina at Syracuse																
Carolina NC State																
Carolina Virginia																
Carolina at Florida State																
Carolina Miami																
Carolina at Virginia Tech																
Carolina Duke																



2024-25 SINGLE-GAME HIGHS/LOWS



CAROLINA	High	Low
Field Goals	36 vs. American, La Salle, Campbell	22 vs. UCLA
Field Goal Attempts	80 vs. Elon	47 vs. UCLA
FG Percentage	.590 vs. American (36x61)	.390 vs. Georgia Tech (23x59)
FG Percentage in First Half	.538 vs. American (14x26)	.297 vs. Florida (11x37)
FG Percentage in Second Half	.629 vs. American (22x35), Florida (22x35)	.344 vs. Georgia Tech (11x32)
FG Percentage in Overtime	.250 vs. Michigan State (2x8)	
3-Point Field Goals	13 vs. Elon	4 at Louisville
3-Point Attempts	32 vs. Elon	15 at Hawai'i
3-Point Percentage (min. 10 att.)	.478 vs. Michigan State (11x23)	.179 vs. Alabama (5x28), Florida (5x28)
Free Throws Made	28 at Kansas, vs. American	10 vs. Alabama
Free Throw Attempts	35 vs. UCLA	16 vs. Elon, vs. Alabama
FT Pct. (min. 10 att.)	.903 at Kansas (28x31)	.478 vs. La Salle (11x23)
Offensive Rebounds	18 vs. Elon	5 at Hawai'i, vs. Michigan State
Defensive Rebounds	36 vs. American	22 at Hawai'i
Total Rebounds	48 vs. Georgia Tech	27 at Hawai'i
Rebound Margin	+23 vs. American (46-23)	-13 at Hawai'i (27-40)
Assists	22 vs. Elon, La Salle	7 vs. Auburn
Turnovers	18 vs. Georgia Tech, UCLA	5 at Hawai'i
Blocked Shots	7 vs. Elon	2 vs. Auburn, vs. Alabama, Georgia Tech, Florida
Steals	11 vs. Elon, Georgia Tech, Florida	2 at Kansas
Points	107 vs. American	68 vs. Georgia Tech
Points in a First Half	51 vs. Elon	31 vs. Georgia Tech, at Louisville
Points in a Second Half	64 vs. American	37 vs. Georgia Tech
Points in Overtime	9 vs. Michigan State	
Scoring Margin	+52 vs. American (107-55)	-15 vs. Alabama (79-64)
OPPONENTS	High	Low
Field Goals	37 at Kansas	19 by American
Field Goal Attempts	76 at Kansas	53 by UCLA
FG Percentage	.541 by Michigan State (33x61)	.311 by American (19x61)
FG Percentage in First Half	.595 at Kansas (22x37)	.323 (10x31) by La Salle
FG Percentage in Second Half	.607 by Campbell (17x28)	.147 by American (5x34)
FG Percentage in Overtime	.750 by Michigan State (3x4)	
3-Point Field Goals	14 vs. Dayton	4 by Michigan State
3-Point Attempts	33 by Alabama	16 by Michigan State
3-Point Percentage (min. 10 attempts)	.500 vs. UCLA (9x18)	.226 by American (7x31)
Free Throws Made	25 at Louisville	5 by La Salle
Free Throw Attempts	39 at Louisville	11 by American, La Salle
FT Pct. (min. 10 att.)	.923 by Alabama (12x13)	.455 by La Salle (5x11)
Offensive Rebounds	16 by Florida	7 by American, UCLA
Defensive Rebounds	33 at Louisville	16 by American, Campbell
Total Rebounds	46 by Florida	23 by American
Assists	19 vs. Dayton	6 by American
Turnovers	17 by Florida	4 at Kansas
Blocked Shots	7 by Auburn	0 by La Salle
Steals	10 by UCLA	1 at Hawai'i
Points	94 by Michigan State, Alabama	55 by American
Points in a First Half	53 at Kansas	25 by La Salle
Points in a Second Half	52 by Campbell	21 by American
Points in Overtime	12 by Michigan State	
INDIVIDUAL BESTS	CAROLINA	OPPONENTS
Points	30 by RJ Davis vs. Dayton	32 by Colby Duggan, Campbell
Field Goals	10 by Seth Trimble vs. Dayton 10 by Ian Jackson vs. Alabama	11 by Colby Duggan, Campbell
Field Goal Attempts	24 by RJ Davis vs. Alabama	18 by Johni Broome, Auburn 18 by Colby Duggan, Campbell
Field Goal Percentage (min. 10 att.)	.714 by Seth Trimble vs. Dayton (10x14)	.800 by Will Richard, Florida (8x10)
3-Point Field Goals	5 by Cade Tyson vs. La Salle 5 by RJ Davis vs. Campbell	5 by Nick Dorn, Elon; Aden Holloway, Alabama; Lance Terry, Georgia Tech; Tyler Bilodeau, UCLA; Colby Duggan, Campbell
3-Field Goal Attempts	11 by RJ Davis vs. Elon, Florida	13 by Lance Terry, Georgia Tech
3-Point Field Goal Pct (min. 5 made)	.500 by Cade Tyson vs. La Salle (5x10) .500 by RJ Davis vs. Campbell (5x10)	.833 by Tyler Bilodeau, UCLA (5x6)
Free Throws Made	10 by RJ Davis vs. Dayton	16 by Chucky Hepburn at Louisville
Free Throw Attempts	11 by RJ Davis at Kansas, vs. Dayton	20 by Chucky Hepburn at Louisville
Free Throw Percentage (min. 5 made)	1.000 by Seth Trimble at Kansas (8x8)	1.000 by Tre Holloman, Michigan State (6x6)
Offensive Rebounds	4 by Ven-Allen Lubin & Jae'Lyn Withers vs. Elon 4 by Lubin vs. Auburn	6 by Johni Broome, Auburn
Defensive Rebounds	10 by Drake Powell vs. American	13 by Johni Broome, Auburn
Total Rebounds	11 by Drake Powell vs. American	19 by Johni Broome, Auburn
Assists	12 by Elliot Cadeau vs. Campbell	7 by Tre Holloman, Michigan State 7 by Mark Sears, Alabama 7 by Chucky Hepburn at Louisville
Turnovers	7 by Elliot Cadeau vs. Georgia Tech	5 by Sam Sherry, Elon 5 by Aden Holloway, Alabama 5 by Naithan George, Georgia Tech
Blocked Shots	3 by Drake Powell vs. American	3 by Johni Broome, Auburn 3 by Alex Condon, Florida
Steals	4 by Elliot Cadeau vs. American 4 by Seth Trimble vs. Michigan State, Georgia Tech 4 by RJ Davis vs. Alabama, Florida	3 by Tre Holloman, Michigan State 3 by Labaron Philon, Alabama 3 by Kobe Johnson, UCLA 3 by Reyne Smith at Louisville
Minutes Played in 40-Minute Game	37:59 by RJ Davis vs. Georgia Tech	39:02 by Naithan George, Georgia Tech
Minutes Played in an Overtime Game	37:26 by Seth Trimble vs. Michigan State	35:39 by Tre Holloman, Michigan State



HUBERT DAVIS ERA HIGHS & LOWS



CAROLINA	High	Low
Field Goals	41 vs. Charleston Southern (12/29/23)	16 vs. Boston College (H) (1/26/22), at Virginia (2/24/24)
Field Goal Attempts	91 vs. Alabama (11/27/22, 4 OT)	47 vs. UCLA (12/21/24)
FG Percentage	.603 vs. Charleston (35x58) (11/11/22)	.291 vs. Boston College (H) (16x55) (1/26/22)
FG Percentage in First Half	.742 vs. Florida State (23x31) (2/12/22)	.185 at Notre Dame (5x27) (2/22/23)
FG Percentage in Second Half	.714 vs. Charleston (20x28) (11/11/22)	.250 vs. Alabama (10x40) (3/28/24)
3-Point Field Goals	15 vs. NC State (1/29/22), vs. The Citadel (12/13/22) vs. Clemson (2/11/23)	1 vs. Kentucky (12/18/21)
3-Point Attempts	36 vs. Syracuse (UNC record) (2/28/22)	10 vs. UNCW (11/7/22)
3-Point Percentage (min. 10 att.)	.588 at Georgia Tech (10x17) (12/5/21)	.077 vs. Kentucky (1x13) (12/18/21)
Free Throws Made	36 vs. NC State (1/21/23)	2 vs. Michigan (12/1/21), at Duke (2/4/23)
Free Throw Attempts	39 vs. NC State (1/21/23)	3 vs. Michigan (12/1/21), at Duke (2/4/23)
FT Pct. (min. 10 att.)	.923 vs. NC State (36x39) (1/21/23)	.478 vs. La Salle (11x23) (12/14/24)
Offensive Rebounds	24 vs. Kansas (4/4/22)	3 vs. Virginia (H) (2x25/23)
Defensive Rebounds	42 at Charleston (11/16/21)	18 vs. Duke (H) (2/5/22), Pitt (2/16/22), at Syracuse (2/13/24)
Total Rebounds	55 vs. Kansas (4/4/22)	24 vs. Duke (H) (2/5/22)
Rebound Margin	+26 (48-22) vs. Florida State (ACC)	-18 vs. Kentucky (26-44) (12/18/21)
Assists	29 vs. Marquette (3/17/22)	4 vs. UNCW (11/7/22)
Turnovers	21 vs. Baylor (3/19/22)	5 at Duke (3/5/22), vs. Charleston Southern (12/29/23) vs. Duke (2/3/24), vs. Michigan State (3/23/24)
Blocked Shots	10 vs. Alabama (11/27/22, 4 OT), at Virginia (2/24/24)	0 vs. Arkansas (11/24/23), at Georgia Tech (1/30/24)
Steals	13 vs. Syracuse (1/13/24)	1 four times, latest: vs. Virginia (H) (2/25/23)
Points	107 vs. American (11/15/24)	54 at Virginia (2/24/24)
Points in a First Half	62 vs. Florida State (2/12/22)	19 at Notre Dame (2/22/23)
Points in a Second Half	64 vs. American (11/15/24)	25 vs. Boston College (1/26/22), at Duke (2/4/23)
Points in Overtime	24 vs. Alabama (11/27/22, 4 OT, 4-8-7-5)	9 vs. Michigan State (11/27/24)
Scoring Margin	+52 vs. American (107-55)	-29 vs. Kentucky (69-98) (12/18/21)
OPPONENTS	High	Low
Field Goals	39 by Kentucky (12/18/21)	16 at Virginia (2/24/24)
Field Goal Attempts	90 by Alabama (11/27/22, 4 OT)	47 by Pittsburgh (2/16/22)
FG Percentage	.625 at Syracuse (2/13/24)	.265 by UNC Asheville (18x68) (11/23/21)
FG Percentage in First Half	.630 at Syracuse (2/13/24)	.167 at Boston College (6x36) (1/2/22)
FG Percentage in Second Half	.667 by Kentucky (24x36) (12/18/21)	.167 at Virginia (5x30) (2/24/24)
3-Point Field Goals	16 by Alabama (11/27/22, 4 OT)	.147 by American (5x34) (11/15/24)
3-Point Attempts	38 by Alabama (11/27/22, 4 OT)	0 by Boston College (1/17/23)
3-Point Percentage (min. 10 attempts)	.588 by Pittsburgh (10x17) (2/16/22)	6 by Boston College (1/17/23)
Free Throws Made	33 at Wake Forest (2/7/23)	.056 at Clemson (1x18) (1/6/24)
Free Throw Attempts	42 at Wake Forest (2/7/23)	1 by The Citadel (12/13/22)
FT Pct. (min. 10 att.)	1.000 by NC State (12x12) (1/21/23)	3 by Furman (12/14/21), at Syracuse (1/24/23)
Offensive Rebounds	21 by Alabama (11/27/22, 4 OT)	.455 at Florida State (5x11) (1/27/24)
Defensive Rebounds	37 by Alabama (11/27/22, 4 OT)	1 by Georgia Tech (12/10/22)
Total Rebounds	58 by Alabama (11/27/22, 4 OT)	14 by UNC Asheville (11/23/21)
Assists	28 by Tennessee (11/21/21)	21 at Georgia Tech (12/5/21)
Turnovers	22 by Alabama (11/27/22, 4 OT)	3 by UNCW (11/7/22), Wake Forest (1/22/24)
Blocked Shots	11 at Duke (2/4/23)	2 at NC State (2/19/23)
Steals	12 at Charleston (11/16/21)	0 three times
Points	103 by Alabama (11/27/22, 4 OT)	1 by Charleston Southern (12/29/23), at Hawai'i (11/22/24)
Points in a First Half	53 at Kansas (11/8/24)	43 by Virginia (ACC) (3/10/22)
Points in a Second Half	58 by Kentucky (12/18/21)	13 by Virginia (ACC) (3/10/22)
Points in Overtime	26 by Alabama (11/27/22, 4 OT, 4-8-7-7)	16 by Boston College (H) (1/26/22)
		5 by Ohio State (12/17/22)
INDIVIDUAL BESTS	NORTH CAROLINA	OPPONENTS
Points	42 by RJ Davis vs. Miami (2/26/24)	37 by Dalton Knecht, Tennessee (11/29/23)
Field Goals	14 by RJ Davis vs. Wake Forest (1/22/24), vs. Miami (2/26/24)	14 by Cole Swider, Syracuse (2/28/22)
Field Goal Attempts	36 by Caleb Love vs. Alabama (11/27/22, 4 OT)	14 by Jamarius Burton at Pittsburgh (12/30/22)
Field Goal Percentage (min. 10 att.)	.909 by Armando Bacot vs. Brown (10x11) (11/12/21)	26 by Paolo Banchoero at Duke (3/5/22)
3-Point Field Goals	7 by RJ Davis vs. Miami (2/26/24)	26 by Jahvon Quinerly, Alabama (11/27/22, 4 OT)
3-Point Field Goal Attempts	13 by Caleb Love vs. Marquette (3/17/22), UCLA (3/25/22), Ohio State (12/17/22); by RJ Davis vs. NC State (3/16/24)	.824 by Jamarius Burton at Pittsburgh (12/30/22) (14x17)
3-Point Field Goal Pct (min. 5 made)	.750 by Caleb Love vs. Florida State (6x8) (2/12/22)	7 by Cole Swider, Syracuse (2/28/22)
Free Throws Made	.750 by Cormac Ryan at Duke (6x8) (3/9/24)	7 by Caleb Grill, Iowa State (11/25/22)
Free Throw Attempts	14 by RJ Davis vs. NC State (1/21/23)	7 by Mark Sears, Alabama (11/27/22, 4 OT)
Free Throw Percentage (min. 5 made)	1.000 by RJ Davis vs. NC State (14x14) (1/21/23)	13 by Lance Terry, Georgia Tech (12/7/24)
Offensive Rebounds	9 by Armando Bacot vs. Virginia (1/8/22), Syracuse (2/28/22)	1.000 by Ithiel Horton, Pittsburgh (5x5) (2/16/22)
Defensive Rebounds	16 by Armando Bacot at Louisville (2/1/22)	23 by Tyree Appleby at Wake Forest (2/7/23)
Total Rebounds	23 by Armando Bacot vs. James Madison (1/20/22)	28 by Tyree Appleby at Wake Forest (2/7/23)
Assists	12 by RJ Davis vs. Marquette (3/17/22)	1.000 by El Ellis at Louisville (9x9) (1/14/23)
Turnovers	12 by Elliot Cadeau vs. Campbell (12/29/24)	8 by Charles Bediako, Alabama, 4 OT
Blocked Shots	7 by Caleb Love vs. Louisville (H) (2/21/22)	14 by T.J. Bickerstaff, Boston College (H) (1/26/22)
Steals	6 by Bacot at Charleston (11/16/21), vs. NC State (H) (1/29/22) vs. Florida State (12/2/23)	19 by Johni Broome, Auburn (11/26/24)
Minutes Played	57:24 by Caleb Love vs. Alabama (11/27/22, 4 OT)	11 by Tyree Appleby at Wake Forest (2/7/23)
		7 by Femi Odukale, Pittsburgh (2/16/22)
		8 by Dereck Lively II at Duke (2/4/23)
		5 by Reece Beekman at Virginia (1/10/23)
		5 by Beekman, Virginia (ACC) (3/9/23)
		5 by Ian Schieffelin at Clemson (1/6/24)
		55:03 by Mark Sears, Alabama (11/27/22, 4 OT)



MISCELLANEOUS STATS



Games as UNC's Leading Scorer	Season/Career
RJ Davis	4/49
Ian Jackson	4/4
Seth Trimble	3/3
Elliot Cadeau	1/1
Drake Powell	1/1
Cade Tyson	1/1
Jalen Washington	1/1

Games as UNC's Leading Rebounder	Season/Career
Jalen Washington	3/4
RJ Davis	1/5
Jae'Lyn Withers	3/4
Ven-Allen Lubin	3/3
Drake Powell	2/2
Seth Trimble	2/2
Elliot Cadeau	1/1

Games as UNC's Leader in Assists	Season/Career
RJ Davis	4/60
Elliot Cadeau	13/32
Seth Trimble	1/3
Jae'Lyn Withers	0/1
Jalen Washington	0/1

Double-Figure Scoring Games	Season/Career
RJ Davis	14/120
Cade Tyson	2/52 (50 times at Belmont)
Jae'Lyn Withers	3/37 (30 times at Louisville)
Ven-Allen Lubin	3/29 (26 times at Notre Dame/Vanderbilt)
Seth Trimble	11/18
Elliot Cadeau	9/16
Ian Jackson	9/9
Jalen Washington	3/8
Drake Powell	3/3

40-Point Games	Season/Career
RJ Davis	0/1

30-Point Games	Season/Career
RJ Davis	1/6

20-Point Games	Season/Career
RJ Davis	3/38
Cade Tyson	1/12 (11 times at Belmont)
Ty Claude	0/5
Ian Jackson	4/4
Ven-Allen Lubin	0/3 (3 times at Vanderbilt)
Jae'Lyn Withers	0/2 (2 times at Louisville)
Seth Trimble	1/1

10-Rebound Games	Season/Career
Ty Claude	0/19
Jae'Lyn Withers	1/11 (8 times at Louisville)
Ven-Allen Lubin	0/6 (6 times at Notre Dame/Vanderbilt)
RJ Davis	0/4
Seth Trimble	1/1
Cade Tyson	0/1 (1 at Belmont)

10-Assist Games	Season/Career
Elliot Cadeau	1/2
RJ Davis	0/2

Double-Doubles (all points and rebounds except noted)	Season/Career
Ty Claude	0/15
Jae'Lyn Withers	1/8 (5 times at Louisville)
Ven-Allen Lubin	0/6 (6 times at Notre Dame/Vanderbilt)
RJ Davis	0/5 (4 points/rebounds, 1 points/assists)
Elliot Cadeau	1/1
Seth Trimble	1/1
Cade Tyson	0/1 (1 at Belmont)

CAROLINA'S...

- Largest Win:** 52 vs. American (107-55)
- Largest Loss:** 15 vs. Alabama (79-94)
- Largest Lead in a Win:** 52 vs. American (107-55)
- Largest Lead in a Loss:** 5 at Kansas (led 7-2, lost 89-92)
- Largest Deficit:** 21 vs. Dayton (trailed 35-56, won 92-90)
- Largest Deficit Overcome to Win:** 21 vs. Dayton (trailed 35-56, won 92-90)
- Largest Halftime Lead:** 17 vs. La Salle (42-25)
- Largest Halftime Deficit:** 18 vs. Dayton (trailed 33-51, won 92-90)
- Largest Halftime Deficit Overcome to Win:** 18 vs. Dayton (trailed 33-51, won 92-90)
- Largest Halftime Lead in a Loss:**

Game	Largest UNC Lead	Largest UNC Deficit	Time Led	Time Trailed	Ties	Lead Changes	Largest UNC Run	Largest Opponent Run
Elon, W, 90-76	16	2	36:28	2:16	3	8	11	14
at Kansas, L, 89-92	5	20	7:25	30:33	5	6	9	10
American, W, 107-55	52	5	32:07	4:27	4	4	15	5
at Hawai'i, W, 87-69	21	0	37:28	0:00	0	0	11	6
vs. Dayton, W, 92-90	4	21	8:04	30:37	4	10	8	11
vs. Auburn, L, 72-85	0	19	0:00	39:36	0	0	11	9
vs. Michigan State, L, 91-94 (ot)	1	14	1:08	42:36	3	5	7	8
Alabama, L, 79-94	2	18	2:01	36:32	2	1	7	9
Georgia Tech, W, 68-65	7	8	22:17	13:57	12	9	13	6
La Salle, W, 93-67	33	6	33:48	3:43	1	1	16	6
vs. Florida, L, 84-90	4	17	5:46	31:10	6	5	15	10
vs. UCLA, W, 76-74	2	16	0:50	36:33	5	2	9	9
Campbell, W, 97-81	29	2	37:31	0:51	3	4	8	6
at Louisville, L, 70-83	1	13	0:24	35:27	4	2	8	12
at Notre Dame								
SMU								
at NC State								
Cal								
Stanford								
at Wake Forest								
Boston College								
at Pitt								
at Duke								
Pitt								
at Clemson								
at Syracuse								
NC State								
Virginia								
at Florida State								
Miami								
at Virginia Tech								
Duke								

season highs in bold; (season lows in parentheses)



PLUS/MINUS



Game	#0 Claude	#2 Brown	#3 Cadeau	#4 Davis	#5 Tyson	#7 Trimble	#9 Powell
Elon	DNP	DNP	+28 (1)	+16	+10	+19	+2
at Kansas	-6	+3	+5	-2	-1	+5	-16
American	+11	DNP inj	+38 (2)	+27	+37	+28	+27
at Hawai'i	+1	+1	+17	+19	+4	+16	-6
vs. Dayton	Even	-1	-10	+9	-1	+11 (1)	+6
vs. Auburn	DNP	DNP	-16	-14	-4	-8	+9 (1)
vs. Michigan State	+4	DNP	-10	+1	+3	-1	+1
Alabama	-2	DNP	-5	-8	-7	-19	-4 (2)
Georgia Tech	DNP inj	DNP	+8	+2	+9	+9 (2)	-7
La Salle	+7	+2	+12	+25	+19	+18	+2
vs. Florida	-6	DNP	-10	+4	+5	-6	Even
vs. UCLA	-1	DNP	+10 (3)	-7	+6	+2	-12
Campbell	+5	-8	+10	+15	+10	DNP inj	+13
at Louisville	-3	DNP	-16	-13	-6	DNP inj	+3 (3)
Totals	+10	-3	+61	+74	+84	+74	+8

at Notre Dame
SMU
at NC State
Cal
Stanford
at Wake Forest
Boston College
at Pitt
at Duke
Pitt
at Clemson
at Syracuse
NC State
Virginia
at Florida State
Miami
at Virginia Tech
Duke

Game	#11 Jackson	#13 Washington	#14 Hawkins	#15 Holbrook	#22 Lubin	#24 Withers	#30 Mayo
Elon	-14	+7	DNP	DNP	+1	+1	DNP
at Kansas	-10	+6	DNP	DNP	-8	+9 (1)	DNP
American	DNP inj	+29	+9	+5	+12	+28	+9
at Hawai'i	-1	+12	+1	DNP	+6	+20 (2)	DNP
vs. Dayton	-5	+2	DNP	DNP	+7	-8	DNP
vs. Auburn	Even	-15	DNP	DNP	+2	-19	DNP
vs. Michigan State	-7	-8	DNP	DNP	-2	+4 (3)	DNP
Alabama	-7	-7	DNP	DNP	-6	-10	DNP
Georgia Tech	-2	+6	DNP	DNP	+3	-9	DNP
La Salle	+30 (1)	+10	-3	-2	+7	+8	-5
vs. Florida	-12	Even	DNP	DNP	Even	-5	DNP
vs. UCLA	+9	+1	DNP	DNP	-6	+8	DNP
Campbell	+17 (2)	+14	-2	-2	+6	+4	-2
at Louisville	-9	-14	DNP	DNP	+2	-9	DNP
Totals	-11	+43	-5	+1	+24	+22	+2

at Notre Dame
SMU
at NC State
Cal
Stanford
at Wake Forest
Boston College
at Pitt
at Duke
Pitt
at Clemson
at Syracuse
NC State
Virginia
at Florida State
Miami
at Virginia Tech
Duke

plus/minus game leaders must have played at least half the game (times led UNC in plus/minus in parentheses)

Games with UNC's Best +/-

Cadeau 3 (Elon, American, vs. UCLA)
Powell 3 (vs. Auburn, Alabama, at Louisville)
Withers 3 (at Kansas, at Hawai'i, vs. Michigan State)
Jackson 2 (La Salle, Campbell)
Trimble 2 (vs. Dayton, Georgia Tech)
Davis 1 (vs. Florida)



SPECIALTY STATS/STARTERS



GAME	UNC Leading Scorer	UNC Leading Rebounder	UNC Leader in Assists	2nd Chance Points	Pts Off Turnovers	Fastbreak Points	Points in the Paint	Bench Points
Elon	Davis 24	Withers 10	Cadeau 8	22-8	13-9	18-7	34-22	16-27
at Kansas	Trimble 19	Withers 9	Cadeau 7	14-8	16-2	17-13	32-50	24-42
American	Cadeau, Washington 18	Powell 11	Cadeau 8	15-10	22-6	23-0	56-16	38-26
at Hawai'i	Davis 18	Washington 5	Cadeau, Davis, Trimble 4	5-14	17-5	19-1	44-26	29-41
vs. Dayton	Davis 30	Trimble 10	Cadeau, Davis 5	18-16	13-21	15-13	36-32	13-33
vs. Auburn	Trimble 17	Lubin 9	Cadeau 3	12-12	6-15	15-11	36-32	21-21
vs. Michigan State	Powell 18	Washington 7	Davis 7	3-11	14-11	14-11	30-50	41-45
Alabama	Jackson 23	Cadeau 6	Cadeau, Davis 4	15-8	17-9	18-15	50-44	39-32
Georgia Tech	Trimble 19	Lubin 8	Cadeau 4	11-15	17-15	16-5	34-22	19-9
La Salle	Tyson 23	Trimble 8	Cadeau 7	11-7	16-5	16-6	50-20	49-36
vs. Florida	Davis 29	Davis 8	Cadeau 7	14-23	24-9	16-9	48-38	24-24
vs. UCLA	Jackson 24	Powell 5	Cadeau 5	13-2	13-24	16-17	24-24	29-35
Campbell	Jackson 26	Withers 7	Cadeau 12	7-8	7-12	7-7	48-30	14-11
at Louisville	Jackson 23	Lubin 9	Cadeau 5	2-11	8-14	7-7	36-38	10-22
at Notre Dame								
SMU								
at NC State								
Cal								
Stanford								
at Wake Forerst								
Boston College								
at Pitt								
at Duke								
Pitt								
at Clemson								
at Syracuse								
NC State								
Virginia								
at Florida State								
Miami								
at Virginia Tech								
Duke								
Totals				162-153	203-157	217-122	558-444	366-404
Averages				11.6-10.9	14.5-11.2	15.5-8.7	39.9-31.7	26.1-28.9

GAME-BY-GAME STARTERS

Game	Guard	Guard	Guard	Forward	Forward	Record w/Lineup
Elon	Cadeau	Davis	Trimble	Withers	Washington	(a) 1-0
at Kansas	Cadeau	Davis	Trimble	Withers	Washington	(a) 1-1
American	Cadeau	Davis	Trimble	Withers	Washington	(a) 2-1
at Hawai'i	Cadeau	Davis	Trimble	Withers	Washington	(a) 3-1
vs. Dayton	Cadeau	Davis	Trimble	Withers	Washington	(a) 4-1
vs. Auburn	Cadeau	Davis	Trimble	Withers	Washington	(a) 4-2
vs. Michigan State	Cadeau	Davis	Trimble	Withers (7/74)	Washington	(a) 4-3
Alabama	Cadeau	Davis	Trimble	Powell	Washington	(b) 0-1
Georgia Tech	Cadeau	Davis	Trimble	Powell	Lubin	(c) 1-0
La Salle	Cadeau	Davis	Trimble	Powell	Lubin	(c) 2-0
vs. Florida	Cadeau	Davis	Trimble	Powell	Lubin	(c) 2-1
vs. UCLA	Cadeau	Davis	Trimble (12/15)	Powel	Lubin (4/38)	(c) 3-1
Campbell	Cadeau	Davis	Jackson	Powell	Washington	(d) 1-0
at Louisville	Cadeau (14/45)	Davis (14/132)	Jackson (2/2)	Powell (7/7)	Washington (9/9)	(d) 1-1
at Notre Dame						
SMU						
at NC State						
Cal						
Stanford						
at Wake Forest						
Boston College						
at Pitt						
at Duke						
Pitt						
at Clemson						
at Syracuse						
NC State						
Virginia						
at Florida State						
Miami						
at Virginia Tech						
Duke						

number of season/career starts in parentheses

- Withers started 64 games at Louisville from 2020-23

- Lubin started seven games at Notre Dame in 2022-23 and 26 games at Vanderbilt in 2023-24



LAST TIME IT HAPPENED...UNC



Won by one point: 66-65 over Notre Dame, 1/2/21
Lost by one point: 73-74 at Georgia Tech, 1/30/24
Won consecutive games by two points or less: 66-65 vs. Notre Dame, 1/2/21; 67-65 at Miami, 1/5/21
Won by 15 on the road: 19- UNC 87, Hawai'i 69, 11/22/24
Won by 20 on the road: 21- UNC 80, Louisville 59, 1/14/23
Won by 30 on the road: 38- UNC 95, Wake Forest 57, 2/16/19
Won by 30 at a neutral site: ^32- UNC 95, Marquette 63, 3/17/22 in Fort Worth, Texas
Won by 40 on the road: 49- UNC 116, Elon 67, 11/9/18
Won by 40 at a neutral site: *42- UNC 101, Notre Dame 59, 3/10/16 in Greensboro
Won by 40 or 50: 52- UNC 107, American 55, 11/15/24
Won by more than 52: 68- UNC 116, UNC Asheville 48, 11/30/08
Lost consecutive games by 20 or more: 28- at Miami 85, UNC 57, 1/18/22; 22- at Wake Forest, 1/22/22
Lost by 15 or more at home: 15- Alabama 94, UNC 79, 12/4/24
Lost by 25 or more: 28- at Miami 85, UNC 57, 1/18/22
Lost by 25 at home: 25- Ohio State, UNC 49, 12/4/19
Lost by more than 25 at home: 29- Duke 87, UNC 58, 1/31/02
Lost by 30 or more: 33- Florida State 90, UNC 57, 1/14/12
Lost by 30 or more at home: 35- Duke 104, UNC 69, 2/29/64
Never trailed: 11/22/24 at Hawai'i, won 87-69
Never trailed/consecutive games: 3/5/24 vs. Notre Dame and 3/9/24 at Duke
Never led: 11/26/24 vs. Auburn in Maui, lost 72-85
Played a 1 OT game: lost to Michigan State, 91-94, 11/27/24 in Maui
Played a 2 OT game: lost at Virginia Tech, 77-79, 1/22/20
Played a 3 OT game: lost to Wake Forest, 114-119, 12/20/03
Played a 4 OT game: lost to Alabama, 101-103, 11/27/22 in Portland, Ore.
Won an OT game: beat Ohio State, 89-84, 12/17/22 in New York

CAROLINA SCORING

Led UNC in scoring in 8 straight games: RJ Davis, 2023-24 (Clemson-Georgia Tech)
Led UNC in scoring in 9, 10, 11, 12 or 13 straight games: 13 by Tyler Hansbrough, 2007-08 (Nicholls State-Florida State)
Led UNC in scoring in 14 straight games: Lennie Rosenbluth, 1955-56 into 1956-57
Led UNC in scoring in 15, 16 or 17 straight games: 17 by George Glamack, 1939-40 into 1940-41
Different freshmen led in consecutive games: Drake Powell (18) vs. Michigan State, 11/27/24 in Maui and Ian Jackson (23) vs. Alabama, 12/4/24
Double figures in more than 25 consecutive games: 27 by RJ Davis, 2023-24
Double figures in 26, 27 or 28 consecutive games: 28 by Armando Bacot, last 13 games in 2021-22 through first 15 games in 2022-23
Double figures in more than 28 consecutive games: 55 by Tyler Hansbrough, final game in 2006-07 through his first 15 games in 2008-09
Double figures in 60 consecutive games: 64 by Larry Miller, all 32 games in 1966-67 and 1967-68 (UNC record)
20 in 8 consecutive games: RJ Davis, 2023-24 (23 vs. Villanova, 30 vs. Arkansas, 27 vs. Tennessee, 27 vs. Florida State, 26 vs. UConn, 27 vs. Kentucky, 23 vs. Oklahoma, 20 vs. Charleston Southern)
20 in 9 consecutive games: 9 by Tyler Hansbrough, 2008-09
20 in 10, 11, 12 or 13 consecutive games: 13 by Charlie Scott, 1969-70
Three scored 20: RJ Davis (27), Armando Bacot (22), Harrison Ingram (20) vs. Tennessee, 11/29/23
Four scored 20: Armando Bacot (23), Caleb Love (22), RJ Davis (21), Brady Manek (20) at Duke, 3/5/22 (first time in UNC history)
20/1st half: 21 by RJ Davis vs. Miami, 2/26/24
20/2nd half: 20 by RJ Davis vs. Dayton, 11/25/24 in Maui
20/both halves: 21 in 1st and 21 in 2nd by RJ Davis vs. Miami, 2/26/24
20 in first 10 minutes: Kenny Williams in first 9:03 at Stanford, 11/20/17
Non-starter scored 20: 24 by Ian Jackson vs. UCLA, 12/21/24 in New York
Consecutive games w/25: *RJ Davis (25 vs. Pitt, 3/15/24, and 30 vs. NC State, 3/16/24) in Washington, D.C.
25/five straight games: RJ Davis, 2023-24 (30 vs. Arkansas, 27 vs. Tennessee, 27 vs. Florida State, 26 vs. UConn, 26 vs. Kentucky)
25/more than five straight games: 12 by Charlie Scott, 1970
25/three consecutive road games: Garrison Brooks (28 at Virginia Tech, 1/22/20; 27 at NC State, 1/27/20; 26 at Duke 3/7/20)
Two players scored 25: RJ Davis (30), Seth Trimble (27) vs. Dayton, 11/25/24 in Maui
Two scored 25 in consecutive games: Garrison Brooks (26), Cole Anthony (25) at Syracuse, 2/29/20; Anthony (28), Brooks (25) vs. Wake Forest, 3/3/20
Scored 25 or more on fewer than 10 FG attempts: 26 points by RJ Davis vs. NC State, 1/21/23 (5x8 FG, 2x4 3FG, 14x14 FT)
More than 25/half: 27 in 2nd by Armando Bacot vs. Charleston, 11/11/22
Consecutive games w/30: Antawn Jamison (35 vs. Duke, 2/5/98; 31 at Georgia Tech, 2/8/98)
30/consecutive games by different players: ^30 by RJ Davis vs. Baylor, 3/19/22 in Fort Worth Texas; ^30 by Caleb Love vs. UCLA, 3/25/22 in Philadelphia
Two players scored 30: Brice Johnson (39), Marcus Paige (30) at Florida State, 1/4/16
Players on both teams scored 30: RJ Davis (30) and Tramon Mack of Arkansas (34), 11/24/23 in the Bahamas
30 after halftime: Marcus Paige (31- 21 in 2nd, 10 in OT) at NC State, 2/26/14
30: 30 by RJ Davis vs. Dayton, 11/25/24 in Maui
More than 30: 31 by Cormac Ryan at Duke, 3/9/24
More than 31: 42 by RJ Davis vs. Miami, 2/26/24

43: Charlie Scott vs. Wake Forest, 1/17/70
More than 43: 49 by Bobby Lewis vs. Florida State, 12/16/65 (UNC record)
10 or more in OT: 11 by Marcus Paige at NC State, 2/26/14
Non-starter led UNC in scoring: Ian Jackson (24) vs. UCLA, 12/21/24 in New York
Non-starter led UNC in scoring/consecutive games: Drake Powell (18) vs. Michigan State, 11/27/24 in Maui and Ian Jackson (23) vs. Alabama, 12/4/24
Out-scored opponents/half: *Brady Manek (19-13) 1st vs. Virginia, 3/10/22 in Brooklyn
Out-scored rest of UNC/half and both halves: RJ Davis vs. Miami, 2/26/24 (21-16 in 1st and 21-17 in 2nd)
Out-scored rest of UNC/game: RJ Davis vs. Miami, 2/26/24 (Davis 42 of 75 points)
15 straight UNC points: RJ Davis vs. Miami, 2/26/24
UNC's first 14 points: Kenny Williams at Stanford, 11/20/17
No player in double figures: at Virginia, 2/13/21
One player in double figures/win: RJ Davis (42) vs. Miami, 2/26/24
Two players in double figures/win: *RJ Davis (25) and Armando Bacot (19) vs. Pitt, 3/15/24 in Washington, D.C.
50% of UNC's points: RJ Davis 42 of 75 (56%) vs. Miami, 2/26/24
Zero bench points: vs. Duke, 3/4/23
Six in double figures: at Kansas, 11/8/24 (in a loss)
Eight in double figures: vs. Saint Francis, 1/2/11
Nine in double figures: Kevin Madden (17), Ranzino Smith (17), Warren Martin (15), Steve Bucknall (12), Joe Wolf (10), Steve Hale (10), Brad Daugherty (10), Jeff Lebo (10) & Kenny Smith (10) vs. Manhattan, 12/27/85, in Miami (UNC record)
Bench outscored the starters (not including Senior Night): 49-44 vs. La Salle, 12/14/24
100/ACC game: 103 vs. Syracuse, 1/13/24
100/road game: 116 at Elon, 11/9/18
100/ACC road game: 106 at Florida State, 1/4/16
100/consecutive ACC: 114 vs. Wake Forest, 12/20/03; 103 vs. Georgia Tech, 1/11/04
100/3 consecutive games: 107 vs. Cleveland State, 12/30/04; 105 vs. William & Mary, 1/2/05; 109 vs. Maryland, 1/8/05
100/loss (40-minute game): 100 vs. Kentucky, 12/17/16 in Las Vegas
100/loss (OT game): 101 vs. Alabama, 101-103, 11/27/22 in Portland, Ore. (4 OT)
100 vs. top 5 AP-ranked team: 103 vs. No. 4 Gonzaga, 12/15/18
100 vs. top 10 AP-ranked team: 100 vs. No. 10 Tennessee, 11/29/23
Both scored 100 (40:00 game): Kentucky 103, UNC 100, 12/17/16 in Las Vegas
Both scored 100 (OT game): Alabama 103, UNC 101, 11/27/22, Portland, Ore. (4 OT)
50/both halves: vs. Syracuse, 1/13/24 (52 and 51)
50/half in a loss: 50, 2nd half vs. Florida, 12/17/24 in Charlotte
60/half: 64, 2nd half vs. American, 11/15/24
60/half in a loss: 60, 2nd half at Wake Forest, 2/7/23
65/half: 65, 2nd half at Florida State, 1/4/16
70/half: 77, 1st half vs. VMI, 12/17/94 (UNC record)
Fewer than 50/game: 48 at Virginia, 2/13/21
Fewer than 60/game: 54 at Virginia (2/24/24)
Fewer than 60/win: 54 at Virginia (2/24/24, won 54-44)
Fewer than 20/half: 19 (1st) at Notre Dame, 2/22/23
Fewer than 20/half in a win: 19 (1st) at Notre Dame, 2/22/23
Fewer than 25/each half: 23 & 22 vs. Michigan State, 11/26/17 in Portland, Ore.
Fewer than 30/half in a win: 26 and 28 at Virginia, 2/24/24
Fewer than 20 in one half, 40 in the other: 19 (1st), 44 (2nd) at Notre Dame, 2/22/23
Fewer than 20 in one half, 50 in the other: 18 (1st), 53 (2nd) vs. Butler, 11/20/12, in Maui
Fewer than 30 in one half, 60 in the other: 25 (1st), 60 (2nd) at Wake Forest, 2/7/23
More than 20 straight: 22 vs. Florida State, 12/2/23
25 straight: vs. NC State, 1/12/08
15 or more points to begin game: 18-0 vs. Florida State, 2/12/22
15 or more points to begin a half: 16-0 in 2nd half vs. Notre Dame, 3/5/24
10 or more points to end the game: *13-0 vs. Miami in Brooklyn, 3/8/18
Two 17-point runs: 17-0 in first half, 19-0 in second vs. UC Riverside, 11/17/23
Went from trailing by 10 to leading by 10 in the same half: 3/2/24 vs. NC State
Went from trailing by 10 to leading by 10 in the same game: ^3/23/24 vs. Michigan State in Charlotte
No field goals in last 5:00 in a win: none in the last 6:56 in a 100-92 win over Tennessee, 11/29/23

CAROLINA FIELD GOAL SHOOTING

Made every FG att. (min. 10): Jeff McInnis, 10x10 vs. Cincinnati, 12/3/94, in Charlotte
Missed every FG att. (min. 10): RJ Davis, 0x10 vs. Virginia, 1/8/22
Missed every FG att. (more than 10): Harrison Barnes, 0x12 vs. Minnesota, 11/19/10, in San Juan
Made 10 or more/consecutive games: Armando Bacot (11 vs. Ohio State, 12/17/22 in New York; 11 vs. Michigan, 12/21/22 in Charlotte)
Made 10: RJ Davis vs. Florida, 12/17/24 in Charlotte
Made 11, 12, 13 or 14: 14 by RJ Davis vs. Miami, 2/26/24
Made 15: Luke Maye at NC State, 2/10/18
Made 16: Antawn Jamison vs. Maryland, Feb. 14, 1998
Made 17, 18 or 19: 19 by Charlie Scott vs. Wake Forest, Jan. 17, 1970
Made 20 or 21: 21 by Billy Cunningham vs. Tulane, Dec. 10, 1964 (UNC record)
Made 15 or more consecutive field goal attempts: 16 by Brice Johnson - 11 vs. UCLA, 12/19/15 in Brooklyn; 5 vs. Appalachian State, 12/21/15 (tied UNC record)
Attempted 20 or more: 24 by RJ Davis vs. Alabama, 12/4/24
Attempted 25 or more: *26 by RJ Davis vs. NC State, 3/16/24 in Washington, D.C.
Attempted 30 or more: 36 by Caleb Love vs. Alabama, 11/27/22 in Portland, Ore. (4 OT)

Two players attempted 20 or more: 36 by Caleb Love and 24 by RJ Davis, 11/27/22 in Portland, Ore. (4 OT)
Two players combined for 60 attempts: 36 by Caleb Love and 24 by RJ Davis, 11/27/22 in Portland, Ore. (4 OT)

Made 40: 41 vs. Charleston Southern, 12/29/23
Made fewer than 20: 16 at Virginia, 2/24/24
Attempted 90: 91 vs. Alabama, 101-103, 11/27/22 in Portland, Ore. (4 OT)
50 percent/game or better and lost: 50.0 (32x64) vs. Michigan State, 11/27/24 in Maui
50 percent/both halves and lost: 51.9 (14x27) and 55.2 (16x29) vs. Michigan State, 11/27/24 in Maui
60 percent/half: 62.5 (20x32), 2nd vs. Campbell, 12/29/24
60 percent/half and lost: 62.9 (22x35), 2nd vs. Florida, 12/17/24 in Charlotte (lost 84-90)
60 percent/both halves: 67.9 (19x28), 63.3 (19x30) vs. Tulane, 12/3/17
60 percent/game: 60.3 (35x58) vs. Charleston, 11/11/22
60 percent/game and lost: 64.2 at Duke, 3/2/86 (lost 74-82)
60 percent/consecutive games: ^60.6 (43x71) vs. Mount St. Mary's, 3/21/08, and 67.7 (44x65) vs. Arkansas, 3/23/08, both in Raleigh
70 percent/half: 71.4 (20x28), 2nd half vs. Charleston, 11/11/22
70 percent/both halves: ^78.1 (25x32) & 80.0 (24x30) vs. Loyola Marymount, 3/19/88 in Salt Lake City, Utah
70 percent/game: 70.9 (39x55) vs. ODU, 11/23/07 in Las Vegas
75 percent/half: 78.1 (25x32) 2nd half at NC State, 2/10/18
80 percent/half: 85.7 (24x28), 2nd half vs. Old Dominion, 12/1/92 (UNC record)
Under 20 percent/half: 18.5 (5x27) 1st half at Notre Dame, 2/22/23
Under 20 percent/half in a win: 18.5 (5x27) 1st half at Notre Dame, 2/22/23
Under 25 percent/game: 24.6 (15x61) vs. Michigan State, 11/26/17 in Portland, Ore.
Shot 25 percent/half: ^25.0 (10x40) 2nd half vs. Alabama, 3/28/24 in Los Angeles
Under 30 percent/half in a win: 26.1% (6x23) at Virginia, 2/24/24
Under 30 percent/both halves: 28.6 (10x35) & 25.9 (7x27) vs. Ohio State, 12/4/19
Under 30 percent/game: 29.1 (16x55) vs. Boston College, 1/26/22
Under 30 percent/game and won: 29.1 (16x55) vs. Boston College, 1/26/22
Under 35 percent/game and won consecutive games: 34.8 (24x69) vs. Notre Dame, 1/2/21; 34.4 (21x61) at Miami, 1/5/21
Under 40 percent/both halves and won: 37.0 (10x27) & 26.1 6x23 at Virginia, 2/24/24
Under 40 percent/game and won: 39.0 (23x59) vs. Georgia Tech, 12/7/24
Made nine or more to begin a half: 9 in 2nd half at Portland, 11/23/17
Missed 11 consecutive: *^11 vs. Alabama, 3/28/24 in Los Angeles
Missed 12 consecutive: *12 vs. NC State, 3/16/24 in Washington, D.C.
Missed 15 or more consecutive: 17 at Florida State, 2/3/20
Missed 10 or more to begin a half: ^11 in 2nd half vs. Alabama, 3/28/24 in L.A.
Missed 15 to begin a half: vs. Georgia Tech, 1/4/20 (first field goal by Garrison Brooks with 6:50 to play in 1st half)
50% in the first half and 25% in the second: ^52.6 in 1st and 25.0 in 2nd vs. Alabama, 3/28/24 in Los Angeles
Under 30% in the first half and over 60% in the second: 29.7 (11x37) in 1st and 62.9 (22x35) in 2nd vs. Florida, 12/17/24 in Charlotte
Both teams made fewer than 20 field goals: 16 by UNC, 16 by Virginia, 2/24/24
Both teams shot under 40 percent/game: UNC (39.0, 23x59) and Georgia Tech (31.3, 20x64), 12/7/24
Both teams shot 60 percent in the second half: UNC (62.5, 20x32) and Campbell (60.7, 17x28), 12/29/24

CAROLINA THREE-POINTERS
100 percent (min. 5 att.): Joel Berry II (5x5) vs. Duke, 3/4/17
Made 6 consecutive attempts: Cameron Johnson at Wake Forest, 2/16/19
Made 5/half: Cormac Ryan (1st half) at Virginia, 2/24/24
Made 6/half: ^Caleb Love (1st half) vs. Marquette, 3/17/22 in Fort Worth, Texas
Made 7/half: Wayne Ellington (2nd half) vs. Miami, 1/17/09 (UNC record)
Two players made 6/game: Cameron Johnson and Coby White at Clemson, 3/2/19
Made 5/game: RJ Davis vs. Campbell, 12/29/24
Made 6/game: Cormac Ryan at Duke, 3/9/24
Made 7/game: RJ Davis vs. Miami, 2/26/24
Made 8/game: Rashad McCants vs. Clemson, 3/2/04 (tied UNC record)
5 or more/consecutive games: RJ Davis-5 vs. Clemson, 2/6/24, and at Miami, 2/10/24
6 or more/consecutive games: Coby White-6 vs. Syracuse, 2/26/19; 6 at Clemson, 3/2/19
Four players made 3 or more: Leaky Black (3), RJ Davis (3), Caleb Love (3), Pete Nance (3) at Florida State, 2/27/23 (only time in UNC history)
Missed every attempt (5 or more): ^ RJ Davis (0x9) vs. Alabama, 3/28/24 in Los Angeles
Made 3FGs/30 or more consecutive games: 41 by RJ Davis, 2022-23 through 2023-24
Multiple 3FGs/20 or more consecutive games: 23 by RJ Davis, Northern Iowa through Virginia Tech, 2023-24 (UNC record)

Eight players made a 3FG: at Wake Forest, 2/16/19
Made 10 in a half: ^1st half vs. Alabama, 3/28/24 in Los Angeles
Made 11 in a half: at Florida State, 1st half, 2/27/23 (tied UNC record)
Made 10: vs. Campbell, 12/29/24
Made 11: vs. Michigan State, 11/27/24 in Maui
Made 12 or 13: 13 vs. Elon, 11/4/24
Made 14: at Florida State, 2/27/23
Made 15: vs. Clemson, 2/11/23
Made 16: at Wake Forest, 2/16/19
Made 17: vs. Florida State, 1/25/95 (UNC record)
Made 10/3 consecutive games: ^10 vs. Michigan State, 3/23/24 in Charlotte; 12 vs. Alabama, 3/28/24 in Los Angeles; 13 vs. Elon, 11/4/24
Missed its first 10 or more attempts: 11 vs. Florida, 12/17/24 in Charlotte
Missed 15 or more consecutive attempts: 16 vs. Alabama, 12/4/24
Attempted 30 or more: 31 vs. La Salle, 12/14/24

Attempted 30 or more/consecutive games: ^32 vs. Alabama, 3/28/24 in Los Angeles; 32 vs. Elon, 11/4/24
Attempted 35 or more: ^35 vs. Marquette, 3/17/22 in Fort Worth, Texas
Did not make a three-pointer: 0 vs. Princeton, 12/13/97 (965 consecutive games with at least one three-pointer through Louisville)
No starter made a 3FG: vs. Kentucky, 12/18/21 in Las Vegas (Brady Manek made one)
70 percent (min. 20 att.): 72.7 (16x22) vs. Western Carolina, 12/6/17
60 percent and lost: ^64.7 (11x17) vs. Villanova, 4/4/16 in Houston
Under 10 percent: 8.7 (2x23) at Notre Dame, 2/22/23
Made more 3FGs than 2FGs: at Florida State, 2/27/23 (made 14 3FG and nine 2FG)
Attempted more 3FGs than 2FGs: at Miami, 2/10/24 (28 2FGA, 31 3FGA)
Scored more points from 3FGs than 2FGs and FTs: at Florida State, 2/27/23 (42 points on 3FG, 18 points on 2FG and 17 FT)
Made less than five and won: 2 at Notre Dame, 2/22/23
Made 10 or more and lost: 11 vs. Michigan State, 11/27/24 in Maui
Made 12 or more and lost: ^12 vs. Alabama, 3/28/24 in Los Angeles

CAROLINA FREE THROWS

Made 10 or more: 10 by RJ Davis vs. Dayton, 11/25/24 in Maui (11 attempts)
Made 15 or more: 17 by Garrison Brooks vs. Georgia Tech, 1/4/20 (18 attempts)
Made 20 or more: 20 by Tyler Zeller vs. Maryland, 2/29/12 (23 attempts)
Made 21: York Larese vs. Duke, 12/29/59 in Raleigh (UNC record)
Attempted 20 or more: 23 by Tyler Zeller vs. Maryland, 2/29/12
10 for 10: RJ Davis vs. Arkansas, 11/24/23 in the Bahamas
12 for 12 on the road: Caleb Love at Duke, 3/5/22
14 for 14: RJ Davis vs. NC State, 1/21/23
Made 40 or more in a row: 41 by RJ Davis from 11/23/23-12/16/23 (tied UNC record)
Missed every attempt (more than 5): Garrison Brooks (0x7) vs. Boston College, 2/1/20
100 percent (min. 10 att.): vs. Wisconsin, 11/23/16 in Maui (12x12)
90 percent (min. 30 att.): 90.3 (28x31) at Kansas, 11/8/24
Under 50 percent: 47.8 (11x23) vs. La Salle, 12/14/24
Under 40 percent: 38.9 (7x18) vs. Louisville, 2/20/21
Under 30 percent: 27.3 (3x11) at Wake Forest, 2/16/19
Made 30 or more: 32 (attempted 38) vs. Tennessee, 11/29/23
Made 40 or more: 41 (attempted 59) vs. Clemson, 1/28/98
Made fewer than five: 2 at Duke, 2/4/23
Made 20 or more in a loss: 28 at Kansas, 11/8/24
Missed 20 or more: 23 (24x47) vs. Texas, 12/18/13
Missed 25 or more: 26 (22x48) vs. Belmont, 11/17/13
Attempted 50: 50 (made 36) vs. Maryland, 2/15/04
Attempted fewer than five: 3 at Duke, 2/4/23
Made more free throws than field goals: vs. UCLA, 12/21/24 in New York (22 FGs, 24 FTs)
No starter made a free throw: at Wake Forest, 2/16/19
Only one player made a free throw: Armando Bacot at Duke, 2/4/23 (2x2)

CAROLINA REBOUNDS

10 by a guard: Seth Trimble vs. Dayton, 11/25/24 in Maui
More than 10 by a guard: ^12 by RJ Davis vs. Kansas, 4/4/22 in New Orleans
10 or more in consecutive games by a guard: Cole Anthony (11 vs. Notre Dame, 11/6/19; 10 at UNCW, 11/8/19)
10 or more by a non-starter: 11 by Drake Powell vs. American, 11/15/24
10 or more in 5 or more straight games: 7 by Armando Bacot, 2023-24
10 or more in 13 straight games: Armando Bacot, 2021-22
10 or more in 15 straight games: John Henson, 2010-11
15: ^Armando Bacot vs. Wagner, 3/21/24 in Charlotte
16 or 17: 17 by Harrison Ingram vs. Virginia Tech, 2/17/24
15 or more/consecutive games: 3 in a row by Armando Bacot (16 at Louisville, 16 vs. Boston College, 18 vs. NC State, 2022-23)
15 or more/5 consecutive games: Armando Bacot (^16 vs. Baylor, ^15 vs. UCLA, ^22 vs. Saint Peter's, ^21 vs. Duke, ^15 vs. Kansas, 2022 NCAA Tournament)
18 or 19: 19 by Harrison Ingram at NC State, 1/10/24
20: Armando Bacot vs. Lehigh, 11/12/23
20 or more/consecutive games: Armando Bacot (^22 vs. Saint Peter's, 3/27/22 in Philadelphia, ^21 vs. Duke, 4/2/22 in New Orleans)
21, 22 or 23: 23 by Armando Bacot vs. James Madison, 11/20/22
24: Sean May vs. Duke, 3/6/05
25 or more: 30 by Rusty Clark vs. Maryland, 2/21/68 (UNC record)
10 offensive: Kennedy Meeks at Clemson, 1/3/17
more than 10 offensive: 12 by Brice Johnson at Duke, March 5, 2016
10 or more in both halves: 11 and 12 by Armando Bacot vs. James Madison, 11/20/22
15 or more/half: ^15 in 1st by Bacot vs. Saint Peter's, 3/27/22 in Philadelphia
40 or more over 3 consecutive games: 43 by Harrison Ingram (17 at Florida State, 13 at Georgia Tech, 13 vs. Duke), 1/22-2/3/2024
50 or more over 3 consecutive games: 50 by Armando Bacot (16 at Louisville, 16 vs. Boston College, 18 vs. NC State) 1/14-21/2022
70 or more over 4 consecutive games: 73 by Armando Bacot (^15 vs. UCLA, ^22 vs. Saint Peter's, ^21 vs. Duke, ^15 vs. Kansas, 2022 NCAA Tournament)
85 or more over 5 consecutive games: 89 by Armando Bacot (^16 vs. Baylor, ^15 vs. UCLA, ^22 vs. Saint Peter's, ^21 vs. Duke, ^15 vs. Kansas, 2022 NCAA Tournament)
Three in double-figures: Armando Bacot (11), Leaky Black (11), Pete Nance (10) at Notre Dame, 2/22/23
Three w/5 or more offensive: Bacot (6), Black (6), Nance (5) at Notre Dame, 2/22/23
50 rebounds in a loss: 50 at Wake Forest, 2/7/23
60 rebounds: vs. Alabama, 11/27/19 in the Bahamas
70 rebounds: 72 vs. Nicholls, 12/19/11

LAST TIME BY TAR HEEL FRESHMEN

Three starters: *Caleb Love, Day'Ron Sharpe and Kerwin Walton vs. Notre Dame, 3/10/21 in Greensboro
Four starters: *Raymond Felton, Rashad McCants, David Noel and Byron Sanders vs. Duke, 3/15/03 in Greensboro
Led UNC in scoring: Ian Jackson (23) at Louisville, 1/1/25
Led UNC in scoring/consecutive games: Ian Jackson vs. UCLA (24), 12/21/24, vs. Campbell, 12/29/24, at Louisville, 1/1/25
20 Points/Half: 20 (2nd) by Cole Anthony vs. Boston College, 2/1/20
20 Points/Three Consecutive Games: Ian Jackson vs. UCLA (24), 12/21/24; vs. Campbell, 12/29/24; at Louisville, 1/1/25
20 or More Points/Non-Starter: 23 by Ian Jackson vs. Alabama, 12/4/24
20 Points/Two Freshmen: Coby White (27), Nassir Little (23) vs. Virginia Tech, 1/21/19
25 or More Points: Ian Jackson (26) vs. Campbell, 12/29/24
More Than 26 Points: 28 by Cole Anthony vs. Wake Forest, 3/3/20
25 Points/Consecutive Games: Cole Anthony– 25 at Syracuse, 2/29/20, and 28 vs. Wake Forest, 3/3/20
30 Points in College Debut: 34 by Cole Anthony vs. Notre Dame, 11/6/19 (ACC record)
30 Points: 34 by Cole Anthony vs. Notre Dame, 11/6/19
40 Points: *40 by Harrison Barnes vs. Clemson, 3/12/11 in Greensboro
70 Combined Points/All Freshmen: *70 by Walker Kessler (16), Caleb Love (15), RJ Davis (14), Day'Ron Sharpe (14), Anthony Harris (8) and Kerwin Walton (3) vs. Notre Dame, 3/10/21 in Greensboro
50 Combined Points/Two Freshmen: Coby White (27) and Nassir Little (23) vs. Virginia Tech, 1/21/19
Only Four Tar Heels in Double Figures: Walker Kessler (20), Kerwin Walton (13), RJ Davis (10), Caleb Love (10) vs. Florida State, 2/27/21
Four in Double Figures: *Walker Kessler (16), Caleb Love (15), RJ Davis (14) and Day'Ron Sharpe (14) vs. Notre Dame, 3/10/21 in Greensboro
Led UNC in Points, Rebounds, Assists: Cole Anthony (16/8/3) at FSU, 2/3/20
Led UNC in Points, Rebounds, Blocks: Walker Kessler (20/8/4) vs. FSU, 2/27/21
Led UNC in Points, Rebounds, Assists, Steals: Cole Anthony (34/11/5/1) vs. Notre Dame, 11/6/19
Led UNC in Points, Rebounds, Blocks, Steals: Armando Bacot vs. Elon (22/14/3/2), 11/20/19
10 Field Goals: Ian Jackson vs. Alabama, 12/4/24
12 Field Goals: Cole Anthony vs. Notre Dame, 11/6/19
13 Field Goals: Tyler Hansbrough vs. Georgia Tech, 2/15/06
14 Field Goals: Antawn Jamison at Maryland, 1/6/96
15 Field Goals: ^J.R. Reid vs. Notre Dame, 3/19/87 in East Rutherford, N.J.
Made 5 or More Three-Pointers in Consecutive Games: Coby White– 6 vs. Syracuse, 2/26/19; 6 at Clemson, 3/2/19
7 Three-Pointers: Cole Anthony at Syracuse, 2/29/20
8 Three-Pointers: Raymond Felton at NC State, 1/26/03
10 or More Free Throws: 14 by Cole Anthony vs. Boston College, 2/1/20
14 Free Throws: Cole Anthony vs. Boston College, 2/1/20
15 Free Throws: *Phil Ford vs. Clemson, 3/7/75 in Greensboro
100% Free Throws (more than 10 attempts): 14x14 by Cole Anthony vs. Boston College, 2/1/20
10 or More Rebounds: 11 by Drake Powell vs. American, 11/15/24
10 or More Rebounds by a Guard: 11 by Cole Anthony vs. Duke, 2/8/20
10 or More Rebounds by a Guard, Consecutive Games: Cole Anthony– 11 vs. Notre Dame, Nov. 6, 2019; 10 at UNCW, 11/8/19
10 or More Rebounds, Three Consecutive Games: Armando Bacot– 12 vs. Miami, 1/25/20; 11 at NC State, 1/27/20; 10 vs. Boston College, 2/1/20
More than 15 Rebounds: 16 by Day'Ron Sharpe at Miami, 1/5/21
20 Rebounds: by Antawn Jamison at Virginia, 1/17/96
10 Assists: Elliot Cadeau vs. Tennessee, 11/29/23
10 or More Assists/Zero Turnovers: Elliot Cadeau vs. Tennessee, 11/29/23 (10/0)
More Than 10 Assists: ^14 by Kendall Marshall vs. Washington, 3/20/11 in Charlotte
15 or More Assists: 16 by Kendall Marshall vs. Florida State, 2/6/11
Points/Rebounds Double-Double Three Consecutive Games: Armando Bacot – 19/12 vs. Miami, 1/25/20; 11/11 at NC State, 1/27/20; 11/10 vs. Boston College, 2/1/20
Points/Rebounds Double-Double in Consecutive Games by a Guard: Cole Anthony– 34/11 vs. Notre Dame, 11/6/19; 20/10 at UNCW, 11/8/19 (first time a UNC freshman had consecutive 20/10 games)
20 Points/10 Rebounds/5 Blocks: by Armando Bacot (23/12/5) vs. Oregon, 11/29/19 in The Bahamas
15 Points/10 Rebounds/8 Blocks: *Walker Kessler vs. Notre Dame, 3/10/21 in Greensboro (16/12/8)
25 Points/7 Assists: 25/7 by Caleb Love at Duke, 2/6/21
25 Points/10 Rebounds: 25/10 by Day'Ron Sharpe vs. Notre Dame, 1/2/21
30 Points/10 Rebounds: 34/11 by Cole Anthony vs. Notre Dame, 11/6/19
40 Points/10 Rebounds: 40/10 by Tyler Hansbrough vs. Georgia Tech, 2/15/06
Points/Assists Double-Double: ^13 points/14 assists by Kendall Marshall vs. Washington, 3/20/11 in Charlotte
Double-Double in Points & Rebounds with 7 or More Assists: Armando Bacot (19/12/7) vs. Miami, 1/25/20
5 or More Blocked Shots: *8, Walker Kessler vs. Notre Dame, 3/10/21 in Greensboro
5 Steals: ^Marcus Paige vs. Kansas, 3/24/13 in Kansas City, Mo.
More than 5 Steals: 8 by Tyler Hansbrough vs. UNC Asheville, 12/28/05

* ACC Tournament, ^ NCAA Tournament, ~ NIT

30 offensive rebounds: 31 vs. Nicholls, 12/19/11
One offensive rebound: vs. Pitt, 2/14/16
Fewer than five offensive rebounds: 3 vs. Virginia, 2/25/23
30 second-chance points: vs. Charleston, 11/25/20
35 or more second-chance points: 36 vs. Nicholls, 12/19/11
One second-chance point: at Georgia Tech, 1/29/19
Two second-chance points: at Louisville, 1/1/25
Three second-chance points: vs. Michigan State, 11/27/24 in Maui
Margin of 25 or more: *+26, 48-22 vs. Florida State, 3/14/24 in Washington, D.C.
Margin of 30 or more: +31, 56-25 vs. Elon, 11/20/19
Margin of 35 or more: +35, 58-23 vs. Boston College, 1/9/18

CAROLINA DOUBLE-DOUBLES

In a Half: ^Armando Bacot (14 pts/11 reb) 1st half vs. Wagner, 3/21/24 in Charlotte
In a Half/Consecutive Games: Armando Bacot (11 pts/10 reb) 1st half at Louisville, 1/14/23; (10 pts/12 reb) 1st half vs. Boston College, 1/17/23
Both halves: Brice Johnson at Florida State, 1/4/16 (11/11 in 1st, 28/12 in 2nd)
Three in a game (points/rebounds): ^Armando Bacot (15/15), Brady Manek (13/13), RJ Davis (15/12) vs. Kansas, 4/4/22 in New Orleans
Four in a game (points/rebounds): Larry Miller (29/10), Charlie Scott (18/14), Rusty Clark (13/13), Bill Bunting (10/11) vs. Clemson, 2/16/68 in Charlotte
Points & rebounds/10 consecutive games: Armando Bacot vs. Furman, Kentucky, App State, Boston College, Notre Dame, Virginia, Georgia Tech, Miami, Wake Forest, Virginia Tech, 12/14/21-1/24/22
40 points/20 rebounds: Billy Cunningham (48/25) vs. Tulane, 12/10/64
35 points/10 rebounds: Garrison Brooks (35/11) vs. Georgia Tech, 1/4/20
30 points/20 rebounds: Brice Johnson (39/23) at Florida State, 1/4/16
30 points/15 rebounds: Luke Maye (30/15) at Duke, 2/20/19
30 points/10 rebounds: Garrison Brooks (35/11) vs. Georgia Tech, 1/4/20
30 points/10 rebounds/5 assists: Cole Anthony (34/11/5) vs. Notre Dame, Nov. 6, 2019
25 points/20 rebounds: Armando Bacot (29/22) vs. Virginia, 1/8/22
25 points/15 rebounds/5 blocks: Armando Bacot at NC State, 2/26/22 (28/18/5)
25 points/10 rebounds/5 assists: Armando Bacot vs. Duke, 2/3/24 (25/10/5)
25 points/10 rebounds/5 3FG: ^Brady Manek vs. Marquette, 3/17/22 in Fort Worth, Texas (28/11/5)
20 points/20 rebounds: Armando Bacot (22/20) vs. Lehigh, 11/12/23
20 points/10 assists/5 steals/0 turnovers: RJ Davis (20/10/5/0) vs. Char. Southern, 12/29/23
First game in career: Day'Ron Sharpe (13 pts/10 reb) vs. Charleston, 11/25/20
By a non-starter: ^Jae'Lyn Withers (16 pts/10 reb) vs. Wagner, 3/21/24 in Charlotte
Points & rebounds/guard: Seth Trimble (27 pts/10 reb) vs. Dayton, 11/25/24 in Maui
Points & rebounds/consecutive games by a point guard: Cole Anthony (34/11 vs. Notre Dame, 11/6/19; 20/10 at UNCW, 11/8/19)
Points & rebounds with 6 or more assists: Harrison Ingram vs. Arkansas, 11/24/23 in the Bahamas (13/10/6)
Points & rebounds with 7 or more assists: Armando Bacot vs. Miami, 1/25/20 (19/12/7)
Points & assists: Elliot Cadeau (12/12) vs. Campbell, 12/29/24
Points & assists/consecutive games: ^Kendall Marshall (11/10) vs. Vermont, 3/16/12, and (18/11) vs. Creighton, 3/18/12, in Greensboro
Points & assists/3 consecutive games: Kendall Marshall (20/10) at Duke, 3/3/12; (13/12) vs. Maryland, 3/9/12*; and (12/10) vs. NC State, 3/10/12* in Atlanta

CAROLINA TRIPLE-DOUBLES

Pts, rebs, assists: Jason Capel (16/11/10 assists) vs. Buffalo, 12/17/00
Pts, rebs, blocks: Brendan Haywood (18/14/10 blocks) vs. Miami, 12/4/00

CAROLINA ASSISTS

10 or more: 12 by Elliot Cadeau vs. Campbell, 12/29/24
10 or more/consecutive games: ^Kendall Marshall– 10 vs. Vermont, 3/16/12; 11 vs. Creighton, 3/18/12 in Greensboro, N.C.
10 or more/three consecutive games: Kendall Marshall– 10 at Duke, 3/3/12; 12 vs. Maryland, 3/9/12* in Atlanta; 10 vs. NC State, 3/10/12* in Atlanta
10 or more assists & no turnovers: RJ Davis vs. Charleston Southern, 12/29/23 (10/0)
13: Kendall Marshall at NC State, 2/22/2012
14, 15 or 16: 16 by Kendall Marshall at Maryland, 2/4/12
17 or 18: 18 by Raymond Felton vs. George Mason, 12/7/2003 (UNC record)
30 or more: 32 vs. Miami, 1/25/20
Assists on 80 percent of its field goals: 80.8% at Syracuse, 1/24/23 (21 on 26 FG)
Assists on 90 percent of its field goals: 96.8% vs. East Tennessee State, 12/8/12 (30 assists on 31 field goals)
20 or more assists & 5 or fewer turnovers: 20 and 5 vs. Charleston Southern, 12/29/23
Fewer than five: 4 vs. UNCW, 11/7/22
No Tar Heel with multiple assists: vs. NC State, 1/21/23 (five players had one)

CAROLINA TURNOVERS

7: Elliot Cadeau vs. Georgia Tech, 12/7/24
8: Marcus Paige at Maryland, 3/6/13
15 or more/half: 15 (1st) at Georgia Tech, 2/16/10
20 and won: ^21 vs. Baylor, 3/19/22 in Fort Worth, Texas
20 and won on the road: at Miami, 1/5/21
More than 20 and won on the road: 23 at NC State, 1/8/19
25 or more/game: 26 at Clemson, 1/13/10
Fewer than 5: 2 vs. Duke, 2/8/18 (tied school record)
Fewer than 10 in 6 consecutive games: *vs. Pitt (9), ^vs. NC State (8), ^vs. Wagner (9), ^vs. Michigan State (5), ^vs. Alabama (8), 2023-24; vs. Elon (6), 11/4/24
Opponent scored 0 points off UNC turnovers: Fairfield, 11/15/15 (10 UNC turnovers)
Opponent scored 1 point off UNC turnovers: Duke, 2/8/18 (2 UNC turnovers)

Opponent scored 30 points off UNC turnovers: 30 at Miami, 1/18/22 (14 UNC turnovers)
Opponent scored more than 30 points off UNC turnovers: 31 by Texas, 11/22/18 in Las Vegas (17 UNC turnovers)

CAROLINA BLOCKED SHOTS

Two Tar Heels w/4 or more: Leaky Black (4) and Pete Nance (4) vs. Virginia, 2/25/23
5 or 6: 6 by Armando Bacot vs. Florida State, 12/2/23
7 or 8: *8 by Walker Kessler vs. Notre Dame, 3/10/21 in Greensboro
9: John Henson vs. Michigan State, 11/11/2011 on USS Carl Vinson in San Diego
10: Brendan Haywood vs. Miami, 12/4/00 (UNC record)
UNC blocked 10: at Virginia, 2/24/24
More than 10: *12 vs. Notre Dame, 3/10/21 in Greensboro
15: vs. Northern Kentucky, 12/27/13

CAROLINA STEALS

5: RJ Davis vs. Syracuse, 1/13/24
6: Marcus Paige at Georgia Tech, 3/3/15
7 or 8: *8 by Ty Lawson vs. Michigan State, 4/6/09 in Detroit
9: Derrick Phelps at Georgia Tech, 2/21/1992 (UNC record)
UNC made 10 or more: 11 vs. Florida, 12/17/24 in Charlotte
UNC made more than 11: 13 vs. Syracuse, 1/13/24
UNC made 15 or more: 16 vs. Tennessee Tech, 11/16/18
UNC made 20: vs. UNC Asheville, 12/28/05

CAROLINA MISCELLANEOUS (UNC scores listed first)

Led UNC in points, rebounds and assists: RJ Davis vs. Kentucky, 12/16/23 in Atlanta (27 points, 7 rebounds, 4 assists)
Led UNC in points, rebounds, assists and blocks: Armando Bacot vs. Boston College, 1/17/23 (20 points, 16 rebounds, 3 assists, 1 blocks)
Led UNC in points, rebounds, assists and steals: ^Armando Bacot vs. Kansas, 4/4/22 in New Orleans (15 points, 15 rebounds, 2 assists, 1 steal)
Game-tying shot w/0.00 on the clock to force overtime: Pete Nance vs. Ohio State, 12/17/22 in New York, N.Y. (UNC won 89-84 in overtime)
Game-winning shot w/0.00 on the clock: *Tyler Zeller vs. Miami, 3/11/11 in Greensboro (UNC won 61-59)
Game-winning shot w/less than a second: ^Luke Maye (0.3) vs. Kentucky, 3/24/17 in Memphis (UNC won 75-73)
Game-winning shot w/less than five seconds: Brady Manek (3.1) at Clemson 2/8/22
Game-winning shot w/less than 30 seconds: Pete Nance (17.7) at Syracuse, 1/24/23
Winning shots w/under 10 seconds in consecutive wins: Leaky Black (9.1) vs. Notre Dame, 1/2/21; Andrew Platek (3.6) at Miami, 1/5/21
Two free throws w/less than 10 seconds to win: Joel Berry II with 7.1 seconds to play to win, 69-68, at Notre Dame, 1/13/18
Hit a shot from beyond halfcourt: P.J. Hairston vs. Mississippi St, 11/19/12 in Maui
Played the entire game: Cormac Ryan at Syracuse, 2/13/24
Played all 45 minutes/OT game: ^RJ Davis, 45:00 vs. Baylor, 3/19/22 in Fort Worth
Played all 55 minutes/triple overtime game: Larry Miller vs. Duke, 3/2/68
Five players played an entire half: Armando Bacot, Leaky Black, RJ Davis, Caleb Love, Brady Manek, 2nd half at Duke, 3/5/22
Four players played at least 45 minutes: Caleb Love (57:24), Leaky Black (53:52), RJ Davis (50:36), Puff Johnson (48:07) vs. Alabama, 11/27/22 in Portland, Ore. (4 OT)
Played 50 minutes: Caleb Love (57:24), Leaky Black (53:52), RJ Davis (50:36), vs. Alabama, 11/27/22 in Portland, Ore. (4 OT)
UNC rallied from halftime deficit to win: trailed UCLA, 32-40, 12/21/24 in New York, and won, 76-74
UNC rallied from double-figure deficit at halftime to win: trailed Dayton by 18 (33-51) and won 92-90, 11/25/24 in Maui
UNC rallied from double-figure deficit w/less 10:00 to play and win: trailed UCLA, 50-61 with 9:49 to play and won, 76-74, 12/21/24 in New York
UNC rallied from 20 points down to win: trailed Dayton by 21 (35-56) with 17:36 to play and won 92-90, 11/25/24 in Maui
UNC rallied from double-figure deficits in the 2nd half to win consecutive games: trailed Miami 34-53 (-19) w/9:51 to play and won, 61-59, 3/11/11* in Greensboro; trailed Clemson 30-41 (-11) w/17:23 to play and won, 92-87, in overtime, 3/12/11* in Greensboro
Four-point play (individual): Kerwin Walton vs. Northeastern, 2/17/21
UNC did not score a fastbreak point: at Clemson, 1/6/24
UNC scored 25 fastbreak points: *26 vs. Florida State, 3/14/24 in Washington, D.C.
UNC trailed by double-digits in the first half in four consecutive games: 2024-25 (vs. Dayton, Auburn, Michigan State and Alabama)
UNC trailed by double-digits at halftime in four consecutive games: 2024-25 (vs. Dayton, Auburn, Michigan State and Alabama)
UNC led an AP Top-10 team by 20 or more at half: 22 vs. No. 10 Tennessee, 11/29/23 (led 61-29, won 100-92)
UNC led by 25 or more at half: ^28 vs. Marquette, 3/17/22 in Fort Worth (led 53-25)
UNC led by 30 or more at the half: 38 vs. Florida State, 2/12/22 (led 62-24)
UNC out-scored the opponent by 10 points in second half and lost: 51-39 in 2nd half and lost 89-92 at Kansas, 11/8/24
UNC out-scored the opponent by 15 points in a half and lost: 60-45 in 2nd half and lost 85-92 at Wake Forest, 2/7/23
UNC led ACC opponent by 35 or more: led Notre Dame, 84-46, won 84-51, 3/5/24
UNC led by 50: led and defeated American by 52, 107-55, 11/15/24
Committed 30 personal fouls: 30 vs. Villanova, 11/23/23 in the Bahamas
Committed more than 30 personal fouls: 33 at Louisville, 1/31/15
UNC scored more points off turnovers, second chance points, fastbreak points, paint points and bench points in a loss: vs. Alabama, 12/4/24

OPPONENTS

SCORING

40: 47 by Malik Monk, Kentucky, 12/17/16 in Las Vegas
35 or more: 37 by Dalton Knecht, Tennessee, 11/29/23 (tied Smith Center opt. record)
30: 32 by Colby Duggan, Campbell, 12/29/24
30 by different players in three consecutive games: 34 by Eric Dixon, Villanova, 11/23/23; 34 by Tramon Mark, Arkansas, 11/24/23 (both games in the Bahamas); 37 by Dalton Knecht, Tennessee, 11/29/23
Freshman scored 30: 34 by Terquavion Smith, NC State, 1/29/22
30/consecutive games: Xavier Rathan-Mayes, Florida State (35 at UNC, 1/24/15, and 30 in Tallahassee, 1/4/16)
30/twice in a season: Nolan Smith, Duke (34 at Duke, 2/9/11; 30 at UNC, 3/5/11)
20/three times in one season: Luke Kennard, Duke (20, 28 and 20), 2017
One w/30, one w/25: 34 by Terquavion Smith, 25 by Jericole Hellems, NC State, 1/29/22
Three w/20: Jared McCain (23), Kyle Filipowski (22), Jeremy Roach (20), Duke, 2/3/24
Four w/20: Damion James (25), Dexter Pittman (23), J'Covan Brown (21) and Avery Bradley (20), Texas, 12/19/09 in Arlington, Texas
More than 25/half: 27 in first half by Malik Monk, Kentucky, 12/17/16 in Las Vegas
20/1st half: 20 by Tramon Mark, Arkansas, 11/24/23 in the Bahamas
20/2nd half: 22 by Dalton Knecht, Tennessee, 11/29/23
25/half: 25 in 2nd half by Tyree Appleby at Wake Forest, 2/7/23
20/both halves: 27 and 20 by Malik Monk, Kentucky, 12/17/16 in Las Vegas
Non-starter scored 30: 33 by Brent Arrington, Mississippi Valley State, 11/20/11
Non-starter scored 25: 25 by El Ellis at Louisville, 2/1/22
Non-starter scored 20: 22 by Sebastian Mack, UCLA, 12/21/24 in New York
Non-starter was leading scorer: 16 by Gytis Nemeiksa at Hawai'i, 11/22/24
Scored 30+ points on fewer than 10 field goals: 35 by Tyree Appleby at Wake Forest, 2/7/23 (6x20 FG, 0x6 3FG, 23x28 FT)
Scored 10 or more straight points for his team: 11 (the first 11) by Tyler Bilodeau, UCLA, 12/21/24 in New York
Scored 15 straight points for his team: Tre Jones, Duke, 2/8/20
Scored 11 straight points for his team by free throws: Tyree Appleby at Wake Forest, 2/7/23 (in 1:34)
No player in double figures: at Evansville, 12/8/10
No starter in double figures: Boston College, 1/26/22
One player in double figures: 11 by Tae Davis, Notre Dame, 3/5/24
Only two players in double figures in a win over UNC: 31 by Jamarius Burton and 16 by Blake Hinson at Pitt, 12/30/22
Six players in double figures: Alabama, 12/4/24
Six players in double figures/4 consecutive games: 2024-25 (Dayton, Auburn, Michigan State and Alabama)
Six players in double figures in a UNC win: Dayton, 11/25/24 in Maui (92-90 UNC)
Seven players in double figures: Wake Forest, 12/20/03 (3 OT)
Only four players scored: *Duke in Brooklyn, 3/9/18
Bench scored zero: Pitt, 1/8/20
Bench scored 50 or more: 55 by Charleston, 11/11/22
Bench out-scored the starters: La Salle, 12/14/24 (36-31)
Scored 90 in a UNC win: UNC 92, Dayton 90, 11/25/14 in Maui
100 points in a 40-minute game: 103 by Kentucky, 12/17/16 in Las Vegas
100 points in an overtime game: 103 by Alabama, 11/27/22 in Portland, Ore. (4 OT)
Fewer than 45: *43 by Virginia, 3/10/22 in Brooklyn
Fewer than 50: 44 at Virginia, 2/24/24
Fewer than 60 in a win over UNC: 56 at Virginia, 12/8/19
60/half: 61, 2nd by East Carolina, 12/15/12
50/half in a UNC win: 52, 2nd half by Campbell, 12/29/24
12/half: 12 (1st half) by East Tennessee State, 12/8/12
13/half: *13 (1st half) by Virginia, 3/10/22 in Brooklyn
14, 15 or 16/half: 16 (1st half) at Virginia, 2/24/24
Fewer than 25/both halves: 22 and 19 by Virginia, 2/18/17
Fewer than 25/half in a win over UNC: 23, 2nd half at Pitt, 1/18/20
Fewer than 30/both halves: 25 and 26 by Notre Dame, 3/5/24
Fewer than 30/both halves in a win over UNC: 27 and 26 at Virginia, 2/27/17

OPPONENTS FIELD GOAL SHOOTING

Made 10 or more: 11 by Colby Duggan, Campbell, 12/29/24
Made 13: Dalton Knecht, Tennessee, 11/29/23 (13x17)
Made 14: Jamarius Burton at Pitt, 12/30/22 (14x17)
Two players made 10: 11 by RJ Barrett, 10 by Cam Reddish at Duke, 2/20/19
Missed every shot (min. 10 FGA): Noah Freidel, James Madison, 11/20/22 (0x11)
Two players attempted 20: 26 by Jahvan Quinerly and 21 by Brandon Miller, Alabama, 11/27/22 in Portland, Ore. (4 OT)
Attempted more than 25: 26 by Jahvan Quinerly, Alabama, 11/27/22 in Portland, Ore. (4 OT)
Attempted more than 25 in a 40-minute game: 26 by Paolo Banchemo at Duke, 3/5/22
Made 15 or fewer: 15 by Virginia, 2/18/17
Made fewer than 20 in a win over UNC: 19 at Virginia, 2/13/21
Made its first six attempts to begin a game: Syracuse, 2/28/22
Made its first seven attempts to begin a game: Louisville, 1/12/19
Made its first eight attempts to begin a game: Michigan, 11/29/17
Made 10 consecutive FG: Duke, 2/8/18
Made 15 consecutive FG: Clemson, 1/16/18
Attempted 90 or more: 90 by Alabama, 11/27/22 in Portland, Ore. (4 OT)
Missed 10 attempts to begin a game: 10 by Florida State, 2/12/22
Missed more than 10 attempts to begin a game: 11 by Charleston, 11/25/20
Missed 10 or more consecutive FG: 10 by American (last 10), 11/15/24

Missed 15 consecutive FG: NC State, 3/2/24
50 percent/game in UNC win: 50.7 by Duke (35x69), 2/3/24
50 percent/both halves: 55.2 (16x29) and 50.0 (14x28) by Michigan State, 11/27/24 in Maui (and 75.0% in overtime)
50 percent/both halves in UNC win: 53.3 (16x30) & 57.6 (19x33) by Tennessee, 11/29/23
Better than 55 percent/game in UNC win: 55.6 (35x63) by Tennessee, 11/29/23
60 percent/half in UNC win: 60.7 (17x28), 2nd by Campbell, 12/29/24
60 percent/both halves: 63.0 (17x27) and 61.9 (13x21) at Syracuse, 2/13/24
60 percent/game: 62. (30x48) at Syracuse, 2/13/24
65 percent/half: 66.7 2nd half (24x36), Kentucky, 12/18/21 in Las Vegas
70 percent/half: 72.0 (18x25) 2nd half at Gonzaga, 12/18/19
70 percent/game: *71.7 (33x46) by Duke, 2/29/80, in Greensboro
75 percent/half: 76.5 (13x17) 2nd half at NC State, 2/3/07
Under 20 percent/half: 14.7 (5x34) by American, 11/15/24
Under 25 percent/half and won: 22.7 (5x22) 2nd half at Pitt, 1/18/20
Under 30 percent/both halves: 28.1 (9x32) and 26.5 (9x34) at NC State, 1/10/24
Under 30 percent/game: 27.6 (16x58) at Virginia, 2/24/24
Under 35 percent/game and won: 34.5 (10x29) 1st half by Clemson, 1/11/20
Under 40 percent/game and won: 39.7 (27x6) by Clemson, 2/6/24
Under 40 percent/both halves and won: 36.0 (9x25) & 36.7 (11x30), Villanova, 11/23/23 in the Bahamas
50 percent in first half and under 20 percent in second half: 51.9 (14x27) 1st half and 14.7 (5x34) 2nd half by American, 11/15/24
Under 30 percent in first half and 60 percent in second half: 25.0 (10x40) and 65.4 (17x26) by NC State, 2/1/14
Under 20 percent in first half and 50 percent in second half: *18.5 (5x27) 1st half and 52.0 (13x25) 2nd half by Virginia, 3/10/22 in Brooklyn

OPPONENTS THREE-POINTERS

5: Colby Duggan, Campbell, 12/29/24
6 or 7: 7 by Mark Sears, Alabama, 11/27/22 in Portland, Ore. (4 OT)
8: Malik Monk, Kentucky, 12/17/16 in Las Vegas
9: Grayson Fittner, Gardner-Webb, 11/23/09
10: Kyle McAlarney, Notre Dame, 11/26/08 in Maui
7 of 7: Allerik Freeman, NC State, 1/27/18 (7x7)
Made every att. (min. 5): Ithiel Horton, Pitt, 2/16/22 (5x5)
Missed every att. (5 or more): Geoff Sprouse, American (11/15/24) (0x5)
Missed every att. (9 or more): Noah Freidell, James Madison, 11/20/22 (0x9)
Two players made at least 5: 5 by Sam Waardenburg & Isaiah Wong at Miami, 1/18/22
Three players made at least 5: 7 by Jordan Bohannon, 5 by CJ Fredick, 5 by Joe Wieskamp at Iowa, 12/8/20
5 in a half: Cole Swider, 1st half, Syracuse, 2/28/22
Attempted 15 3FGs: 16 by Jordan Bohannon at Iowa, 12/8/20
Nine different players made a 3FG: Lehigh, 11/12/23
Did not make a three-pointer: Boston College (6 attempts), 1/17/23
Made 10: Campbell, 12/29/24
Made 11: Florida, 12/17/24 in Charlotte
Made 12: Alabama, 12/4/24
Made 13 or 14: 14 by Dayton, 11/25/14 in Maui
Made 15 or 16: 16 by Alabama, 11/27/22 in Portland, Ore. (4 OT)
Made 17: at Iowa, 12/8/20 (record by an opponent)
Made 10 or more/half: 11, 1st half at Iowa, 12/8/20 (22 attempts)
15 or more/consecutive games: 15 by NC State, 1/27/18, and 15 at Clemson, 1/30/18
Attempted 40 or more: 43 at Iowa, 12/8/20
60 percent (min. 10 att.): 62.5 (10x16) at Duke, 2/18/15
65 percent (min. 10 att.): 66.7 (8x12) at Illinois, 11/30/10
Less than 10 percent (min. 10 att.): 5.6 (1x18) at Clemson, 1/6/24
Made 14 and lost: Dayton, 11/25/14 in Maui
Made 15 or more and lost: 15 at Louisville, 2/1/22
Made less than five and won: 4 by Michigan State, 11/27/24 in Maui (OT)
Made more 3FG than two-pointers: Miami, 2/26/24 (14 3FGs, 10 2FGs)
Attempted more 3FG than two-pointers: American (11/15/24) (31 3FGA, 30 2FGA)

OPPONENTS FREE THROWS

Made 15: 16 by Chucky Hepburn at Louisville, 1/1/25
Made 20: 23 by Tyree Appleby at Wake Forest, 2/7/23 (ACC record)
Attempted 20: Chucky Hepburn at Louisville, 1/1/25
Attempted 25: 28 by Tyree Appleby at Wake Forest, 2/7/23 (ACC record)
Made & Attempted 20/Half: 21x26 in 2nd by Tyree Appleby at Wake Forest, 2/7/23
10x10: Tre Jones at Duke, 3/7/20
Better than 10x10: ^12x12 by Tyler Dorsey, Oregon, 4/1/17 in Phoenix
100 percent (min. 10): 100.0 (12x12) by NC State, 1/21/23
100 percent (min. 30): 100.0 (32x32) at Wake Forest, 1/15/05
At least 95 percent, 20 or more attempts: 96.3 (26x27) at Florida State, 1/16/21
At least 85 percent, 30 or more attempts: 88.9 (32x36), Villanova, 11/23/23 in Bahamas
Under 30 percent: 27.3 (3x11) by NC State, 1/8/17
Under 40 percent: 30.8 (4x13) by Louisville, 2/22/17
Under 50 percent and won: ^47.1 (8x17) by Auburn, 3/29/19 in Kansas City, Mo.
Made 30 or more: 32 by Villanova, 11/23/23 in the Bahamas
Made 25 or more in a UNC win: 25 at Boston College, 1/20/24 (25x29)
Made one: The Citadel, 12/13/22
Made fewer than five: 4 by Florida State, 12/2/23
Made five or fewer and won: 4 by Tennessee, 11/21/21 in Uncasville, Conn.
Attempted 40 or more: 42 at Wake Forest, 2/7/23
Attempted fewer than five: 4 by Lehigh, 11/12/23
Missed 20 or more: *20 (21x41) by Pitt, 3/14/14 in Greensboro

Only one player attempted: Jordan Taylor, Wisconsin (3x6), 11/30/11
Made more free throws than field goals: at Boston College, 1/20/24 (25 FTs, 19 FGs)

OPPONENTS REBOUNDS

10 by a guard: 11 by Matthew Cleveland, Miami, 2/26/24
19: Johni Broome, Auburn, 11/26/24 in Maui
20 or more: *21 by Talib Zanna, Pitt, 3/14/14 in Greensboro
10 offensive: 10 by Kerry Blackshear, Virginia Tech, 1/21/19
Two players with 15 or more: 15 by Damion James and 15 by Dexter Pittman, Texas, 12/19/09 in Arlington, Texas
Three players in double-figures: ^Joey Lynch-Flohr (11), Artsiom Parakhouski (10) and Eric Hall (10), Radford, 3/19/09 in Greensboro
50 rebounds: 58 by Alabama, 11/27/22 in Portland, Ore. (4 OT)
50 rebounds in a 40-minute game: ^50 by Texas A&M, 3/18/18 in Charlotte
60 rebounds: 60 by Texas, 12/19/09 in Arlington, Texas
Fewer than 20 rebounds: ^15 by Notre Dame, 3/27/16 in Philadelphia
25 offensive rebounds: 29 by Butler, 11/26/14 in the Bahamas
20 second-chance points: 23 by Florida, 12/17/24 in Charlotte
One offensive rebound: Georgia Tech, 12/10/22
Zero second-chance points: Georgia Tech, 12/10/22
One second-chance point: at Pitt, 1/2/24
Outrebounded UNC/consecutive games: UConn (33-43), 12/5/23 in New York; Kentucky (32-42), 12/16/23 in Atlanta; Oklahoma (34-41), 12/20/23 in Charlotte
Outrebounded UNC by 10 or more/consecutive games: UConn (33-43), 12/5/23 in New York; Kentucky (32-42), 12/16/23 in Atlanta
Outrebounded UNC by 15 or more: 16 (24-40) by Duke, 2/5/22
More offensive rebounds than UNC had defensive: Butler in The Bahamas, 11/26/14 (Butler 29 offensive, UNC 26 defensive)

OPPONENTS DOUBLE-DOUBLES

20 points/15 rebounds: 23/19, Johni Broome, Auburn, 11/26/24 in Maui
30 points/10 rebounds: 34/10, Eric Dixon, Villanova, 11/23/23 in the Bahamas
Points & rebounds w/5 or more assists: 23/19/5, Johni Broome, Auburn, 11/26/24 in Maui
Points & rebounds w/7 or more assists: 17/10/7 by Dwayne Sutton, Louisville, 1/12/19
Points & rebounds w/5 or more blocks: ^24/12/5 by Grant Nelson, 3/28/24 in Los Angeles
Points & rebounds w/5 or more steals: 16/11/5 by Ian Schieffelin at Clemson, 1/6/24
30 points/10 assists: Tyree Appleby at Wake Forest, 2/7/23 (33 points/11 assists)
Three players: Lorenzo Brown (12 pts/12 assists), Richard Howell (13 pts/17 reb) and TJ Warren (10 pts, 10 reb), NC State, 2/23/13
Player had three in one season: Marvin Bagley III, Duke, 2018

OPPONENTS TRIPLE DOUBLE

Greivis Vasquez at Maryland, 2/21/09 (35 pts/11 reb/10 assists) (first in ACC game)

OPPONENTS ASSISTS

11: Tyree Appleby at Wake Forest, 2/7/23
12: by Melo Trimble, Maryland, 12/1/15
13: *by Luke Loucks, Florida State, 3/11/12 in Atlanta
15 or more: 17 by Kenny Anderson at Georgia Tech, 2/1/90
10 or more assists and no turnovers: Cameron Wright (10 assists) at Pitt, 2/14/15
25 or more: 25 by UConn, 12/5/23 in New York
30 or more: 30 at Pitt, 2/14/15
Fewer than 5: 3 by Wake Forest, 1/22/24
Assists on 80% of its field goals: 84.2% at Virginia, 2/13/21 (16 assists on 19 FGs)

OPPONENTS TURNOVERS

7: Femi Odukale, Pitt, 2/16/22
8: Ky Bowman at Boston College, 1/21/17
10: Evan Turner, Ohio State, 11/19/09 in New York, N.Y.
20 or more and won: 22 by Alabama, 11/27/22 in Portland, Ore. (4 OT)
25: UNCW, 12/5/18
30 or more: 32 by South Carolina State, 11/20/07
2: at NC State, 2/19/23
5 or fewer in a UNC win: *5 by Pitt, 3/15/24 in Washington, D.C. (UNC won 72-65)
Fewer than 5: 4 at Kansas, 11/8/24
Fewer than 5 in a UNC win: 4 at Boston College, 1/20/24 (UNC won 76-66)
UNC scored 0 points off oppt. turnovers: 0 vs. Virginia, 2/25/23 (UNC won 71-63)
UNC scored 25 or more points off oppt. turnovers: 25 vs. Northern Iowa, 11/22/23 in the Bahamas (17 turnovers)
UNC scored 30 or more points off oppt. turnovers: 32 vs. Wake Forest (1/4/23) (15 turnovers)
UNC scored 35 points off oppt. turnovers: 37 vs. NC State, 1/8/17 (off 26 turnovers)

OPPONENTS BLOCKS

5: Grant Nelson, 3/28/24 in Los Angeles
6, 7 or 8: 8 by Dereck Lively II at Duke, 2/4/23
10 or more: 11 at Duke, 2/4/23

OPPONENTS STEALS

5: Ian Schieffelin at Clemson, 1/6/24
6: Scottie Barnes, Florida State, 2/27/21
7 or 8: 8 by Ashton Hagans, Kentucky, 12/22/18 in Chicago
15 or more: 15 at Syracuse, 3/1/21
20 or more: 20 at Clemson, 1/17/07

OPPONENTS MISCELLANEOUS (UNC scores listed first)

Led team in scoring, rebounds and assists: Johni Broome, Auburn, 11/26/24 in Maui (23 points/19 rebounds/5 assists)
Led team in scoring, rebounds, assists and blocks: Johni Broome, Auburn, 11/26/24 in Maui (23 points/19 rebounds/5 assists/3 blocks)
Led team in scoring, rebounds, assists and steals: Jake LaRivia at Wake Forest, 1/22/22 (31 points/10 rebounds/4 assists/3 steals)
Led team in scoring, rebounds, assists, blocks and steals: Amir Simms, Clemson, 1/11/20 (20 points/8 rebounds/6 assists/4 blocks/3 steals)
Four-point play: Eric Dixon, Villanova, 11/23/23 in the Bahamas
Game-winning shot with no time left: Wendell Moore, Duke, 2/8/20 (in OT)
Game-winning shot less than a second left: Matt Coleman III, Texas, 12/2/20 in Asheville (0.1 second to play)
Game-winning shot less than five seconds left: Nate Laszewski at Notre Dame, 2/17/20 (3FG with 2.4 seconds to play)
Game-winning shot less than 10 seconds left: Naithan George at Georgia Tech, 1/30/24 (7.7 seconds to play)
Game-tying shot w/0:00 on the clock to force overtime: Tre Jones, Duke, 2/8/20
Hit a shot from other side of halfcourt: Louis Dabney, Tulane, 12/16/15, to end first half
Winning free throws with less than 30 seconds to play: Pitt's Jamarius Burton made two with 3.6 seconds to play, won 64-65, 2/1/23
Trailed at the half and won: ^Alabama, 3/28/24 in Los Angeles (UNC led 54-46 at half, Alabama won 87-89)
Trailed by 10 or more with less than four minutes to play and won: Duke, 2/8/20 (Duke trailed 77-64 with 3:55 to play, won 96-98 in OT)
Trailed by 10 or more with less than two minutes to play and won: Clemson, 1/11/20 (Clemson trailed 68-58 with 1:56 to play, won 76-79 in overtime)
Trailed by more than 15 and won: ^16 by Kansas, 4/4/22 in New Orleans (KU trailed 38-22, won 69-72)
Trailed by 20 or more and won: 24 at Florida State, 1/22/04 (FSU trailed 42-18 in first half, won 81-90 in overtime)
Trailed by 20 and took the lead: at Virginia Tech, 1/24/16 (UNC led 36-16; VT took a 59-61 lead but UNC won 75-70)
Trailed by 25 and forced overtime: ^UNC led Baylor, 67-42, with 10:09 to play; game went to overtime tied at 80 and UNC won, 93-86, 3/19/22 in Fort Worth, Texas
Led Carolina by 15 or more at halftime: 18 by Dayton (33-51), 11/25/24 in Maui
Led Carolina by 20 or more at halftime: 22 at Wake Forest (25-47), 2/7/23
Led Carolina by 20 or more at halftime in Chapel Hill: 20 by Georgia Tech (27-47), 1/4/20
Led Carolina by 25 or more at halftime: 27 at Miami (22-49), 1/18/22
Led Carolina by 35: Kentucky (63-98), 12/18/21 in Las Vegas
Led Carolina by more than 35: 36 at Duke (37-73), 3/6/10
Scored more than 15 straight: 17-0 run at Louisville, 2/22/20
Scored 19 straight: 19-0 run by Michigan, 11/28/19 in The Bahamas
Scored first 10 points: UNLV led 0-13, 11/30/20 in Asheville (UNC won, 78-51)
Scored first 14 points: *Miami led 0-14 in Brooklyn, 3/8/18 (UNC won, 82-65)
Outscored UNC by more than 20 in a half: 22 at Wake Forest, 2/7/23 (25-47, 1st half)
Outscored UNC by more than 20 in a half in Chapel Hill: 23 by Ohio State, 12/4/19 (22-45, 2nd half)
Outscored UNC by more than 25 in a half: 27 at Miami, 1/18/22 (22-49, 1st half)
25 fastbreak points: at NC State, 2/19/23
30 fastbreak points: at Wake Forest, 1/22/22
Zero fastbreak points: American, 11/15/24
Committed 30 fouls: Kentucky, 12/19/20 in Cleveland
Player drew 10 fouls: 11 by Chucky Hepburn at Louisville, 1/1/25
Played 50 minutes: 55:03 by Mark Sears, Alabama, 11/27/22 in Portland, Ore. (4 OT)

* ACC Tournament, ^ NCAA Tournament

CAROLINA BASKETBALL HISTORICAL FACTS & FIGURES

ACC Regular-Season Titles (33)

1956, 1957, 1959, 1960, 1961, 1967, 1968, 1969, 1971, 1972, 1976, 1977, 1978, 1979, 1982, 1983, 1984, 1985, 1987, 1988, 1993, 1995, 2001, 2005, 2007, 2008, 2009, 2011, 2012, 2016, 2017, 2019, 2024

ACC Tournament Record: 108-52 (.675)

ACC Tournament Titles (18)

1957, 1967, 1968, 1969, 1972, 1975, 1977, 1979, 1981, 1982, 1989, 1991, 1994, 1997, 1998, 2007, 2008, 2016

NCAA Tournament Record: 133-50 (.727)

NCAA Tournament Appearances (53)

1941, 1946, 1957, 1959, 1967, 1968, 1969, 1972, 1975, 1976, 1977, 1978, 1979, 1980, 1981, 1982, 1983, 1984, 1985, 1986, 1987, 1988, 1989, 1990, 1991, 1992, 1993, 1994, 1995, 1996, 1997, 1998, 1999, 2000, 2001, 2004, 2005, 2006, 2007, 2008, 2009, 2011, 2012, 2013, 2014, 2015, 2016, 2017, 2018, 2019, 2021, 2022, 2024

NCAA Championships (6)

1957, 1982, 1993, 2005, 2009, 2017

NCAA Championship Game Appearances (12)

1946, 1957, 1968, 1977, 1981, 1982, 1993, 2005, 2009, 2016, 2017, 2022

NCAA Final Fours (21)

1946, 1957, 1967, 1968, 1969, 1972, 1977, 1981, 1982, 1991, 1993, 1995, 1997, 1998, 2000, 2005, 2008, 2009, 2016, 2017, 2022

NCAA Regional Final or Elite Eights (29)

1941, 1946, 1957, 1967, 1968, 1969, 1972, 1977, 1981, 1982, 1983, 1985, 1987, 1988, 1991, 1993, 1995, 1997, 1998, 2000, 2005, 2007, 2008, 2009, 2011, 2012, 2016, 2017, 2022

NCAA Regional Semifinals or Sweet 16s (38)

1941, 1946, 1957, 1967, 1968, 1969, 1972, 1975, 1977, 1981, 1982, 1983, 1984, 1985, 1986, 1987, 1988, 1989, 1990, 1991, 1992, 1993, 1995, 1997, 1998, 2000, 2005, 2007, 2008, 2009, 2011, 2012, 2015, 2016, 2017, 2019, 2022, 2024

Helms Foundation National Champions: 1924

NIT Champions: 1971

National Players of the Year (11 players, 13 seasons)

Jack Cobb 1924, George Glamack 1940-41, Lennie Rosenbluth 1957, Phil Ford 1978, James Worthy 1982, Michael Jordan 1983-84, Kenny Smith 1987, Jerry Stackhouse 1995, Antawn Jamison 1998, Sean May 2005, Tyler Hansbrough 2009

Naismith Hall of Fame (14)

Ben Carnevale 1970, Frank McGuire 1977, Dean Smith 1983, Billy Cunningham 1986, Bob McAdoo 2000, Larry Brown 2002, James Worthy 2003, Roy Williams 2007, Michael Jordan 2009, Charlie Scott 2018, Bobby Jones 2019, George Karl 2022, Vince Carter 2024, Walter Davis 2024

First-Team All-Americans 40 players, 64 times Most Recent: RJ Davis, 2024

Consensus First-Team All-Americans (19 players, 28 times)

Cartwright Carmichael 1923-24, Jack Cobb 1924-25-26, George Glamack 1940-41, Lennie Rosenbluth 1957, Larry Miller 1968, Robert McAdoo 1972, Phil Ford 1977-78, James Worthy 1982, Sam Perkins 1983-84, Michael Jordan 1983-84, Kenny Smith 1987, J.R. Reid 1988, Jerry Stackhouse 1995, Antawn Jamison 1998, Joseph Forte 2001, Tyler Hansbrough 2007-08-09, Brice Johnson 2016, Justin Jackson 2017, **RJ Davis 2024**

Final Four MVPs (5)

James Worthy 1982, Donald Williams 1993, Sean May 2005, Wayne Ellington 2009, Joel Berry II 2017

National Coaches of the Year (13 times)

Frank McGuire 1957, Dean Smith 1977-79-82-83, Bill Guthridge 1998, Matt Doherty 2001, Roy Williams 2005-06-09-17-19, **Hubert Davis 2022**

First-Team All-ACC (53 players, 81 times) Most Recent: RJ Davis 2024

ACC Players of the Year (16 times)

Lennie Rosenbluth 1957, Pete Brennan 1958, Lee Shaffer 1960, Billy Cunningham 1965, Larry Miller 1967-68, Mitch Kupchak 1976, Phil Ford 1978, Michael Jordan 1984, Antawn Jamison 1998, Joseph Forte co-winner 2001, Tyler Hansbrough 2008, Ty Lawson 2009, Tyler Zeller 2012, Justin Jackson 2017, **RJ Davis 2024**

ACC Rookies of the Year (9)

Sam Perkins 1981, Michael Jordan 1982, J.R. Reid 1987, Ed Cota 1997, Joseph Forte 2000, Marvin Williams 2005, Tyler Hansbrough 2006, Brandan Wright 2007, Harrison Barnes 2011

ACC Tournament MVPs (19 times)

Lennie Rosenbluth 1957, Larry Miller 1967-68, Charles Scott 1969, Lee Dedmon 1971, Robert McAdoo 1972, Phil Ford 1975, John Kuester 1977, Dudley Bradley 1979, Sam Perkins 1981, James Worthy 1982, J.R. Reid 1989, Rick Fox 1991, Jerry Stackhouse 1994, Shammond Williams 1997, Antawn Jamison 1998, Brandan Wright 2007, Tyler Hansbrough 2008, Joel Berry II 2016

CAROLINA'S 1,000-POINT SCORERS

Rank	Pts	Player
1.	2,872	Tyler Hansbrough, 2005-09 <i>(ACC record)</i>
2.	2,347	Armando Bacot, 2019-24
3.	2,345	RJ Davis, 2020-
4.	2,290	Phil Ford, 1974-78
5.	2,145	Sam Perkins, 1980-84
6.	2,047	Lennie Rosenbluth, 1954-57
7.	2,015	Al Wood, 1977-81
8.	2,007	Charlie Scott, 1967-70
9.	1,982	Larry Miller, 1965-68
10.	1,974	Antawn Jamison, 1995-98
11.	1,912	Brad Daugherty, 1982-86
12.	1,863	Walter Davis, 1973-77
13.	1,844	Marcus Paige, 2012-16
14.	1,836	Bobby Lewis, 1964-67
15.	1,813	Joel Berry II, 2014-18
16.	1,788	Michael Jordan, 1981-84
17.	1,765	Mike O'Koren, 1976-80
18.	1,747	George Lynch, 1989-93
19.	1,721	Rashad McCants, 2002-05
20.	1,716	Brice Johnson, 2012-16
21.	1,709	Billy Cunningham, 1962-65
22.	1,703	Rick Fox, 1987-91
23.	1,694	Wayne Ellington, 2006-09
24.	1,636	Kenny Smith, 1983-87
25.	1,627	Eric Montross, 1990-94
26.	1,626	Justin Jackson, 2014-17
	1,626	Jawad Williams, 2001-05
28.	1,615	Hubert Davis, 1988-92
29.	1,611	Mitch Kupchak, 1972-76
30.	1,567	Jeff Lebo, 1985-89
31.	1,552	J.R. Reid, 1986-89
32.	1,508	Scott Williams, 1986-90
33.	1,501	Tyler Zeller, 2008-12
34.	1,492	Donald Williams, 1991-95
35.	1,482	Kennedy Meeks, 2013-17
36.	1,476	Caleb Love, 2020-23
37.	1,469	Dennis Wuycik, 1969-72
38.	1,447	Jason Capel, 1998-2002
39.	1,444	Shammond Williams, 1994-98
40.	1,414	Deon Thompson, 2006-10
41.	1,411	Brendan Haywood, 1998-01
42.	1,392	Luke Maye, 2015-19
	1,392	Kris Lang, 1998-02
44.	1,375	Ty Lawson, 2006-09
45.	1,368	Danny Green, 2005-09
46.	1,339	Rusty Clark, 1966-69
47.	1,334	Pete Brennan, 1955-58
48.	1,316	Al Lifson, 1952-55
49.	1,296	Kevin Madden, 1985-90
50.	1,293	George Karl, 1970-73
51.	1,290	Joseph Forte, 1999-01
52.	1,287	York Larese, 1958-61
53.	1,276	Garrison Brooks, 2017-21
54.	1,267	Vince Carter, 1995-98
55.	1,264	Bobby Jones, 1971-74
56.	1,262	Ed Cota, 1996-2000
57.	1,260	Raymond Felton, 2002-05
58.	1,254	Ademola Okulaja, 1995-99
59.	1,232	James M McAdoo, 2011-14
60.	1,231	Joe Wolf, 1983-87
61.	1,228	Harrison Barnes, 2010-12
62.	1,219	James Worthy, 1979-82
63.	1,213	Sean May, 2002-05
64.	1,191	George Glamack, 1938-41
65.	1,187	Jerry Vayda, 1952-56
66.	1,165	Matt Doherty, 1980-84
67.	1,150	Pete Chilcutt, 1987-91
68.	1,128	Jeff McInnis, 1993-96
69.	1,124	John Henson, 2009-12
70.	1,113	Brian Reese, 1990-94
71.	1,112	Isaiah Hicks, 2013-17
72.	1,098	Dante Calabria, 1992-96
73.	1,080	Jerry Stackhouse, 1993-95
74.	1,069	Bill Bunting, 1966-69
75.	1,060	John "Hook" Dillon, 1944-48
76.	1,053	Lee Shaffer, 1957-60
77.	1,019	Lee Dedmon, 1968-71
	1,019	Cartwright Carmichael, 1920-24
79.	1,018	Vince Grimaldi, 1950-53
80.	1,008	Bob Paxton, 1944-48
81.	1,007	Tom LaGarde, 1973-77



CAROLINA: BY THE NUMBERS



- 1** Carolina has been ranked **No. 1 in the final Associated Press poll** six times, the fourth most in college basketball history (1957, 1982, 1984, 1994, 1998 and 2008).
- 1** **First overall selection** in NBA Drafts (James Worthy 1982 and Brad Daugherty 1986).
- 1** Marvin Williams was the first player to leave college after one year, play in the NBA and **return to college to earn his degree**.
- 2** Hubert Davis is the second individual to **play in a Final Four and be the head coach of the same school in the Final Four** (Dick Harp of Kansas is the other; Harp was also an administrative assistant to Dean Smith when Davis was a freshman at UNC in 1988-89).
- 2** Danny Green and LeBron James are the only two players in NBA history to **start for three different teams that won NBA championships** (Green in 2014 San Antonio, 2019 Toronto and 2020 Los Angeles Lakers).
- 2.4** **Average ACC regular-season finish**, best all-time.
- 3** **Bob Cousy Award** winners (Raymond Felton 2005, Ty Lawson 2008, Kendall Marshall 2012). UNC is the only school with three.
- 3&5** Roy Williams won the **third-most games by a Division I coach** in NCAA history (903). Dean Smith is fifth (879).
- 4** Tar Heel players with **NCAA and NBA championships** (James Worthy, Michael Jordan, Danny Green, Justin Jackson).
- 4** **Hubert Davis** is the fourth former Carolina player to be head coach of the Tar Heels (Reynolds Cuthbertson, Monk McDonald, Matt Doherty and Davis).
- 4** Tyler Hansbrough is the only player in ACC history to earn **first-team All-America honors four times**.
- 4** Luke Maye, Marcus Paige, Tyler Zeller and Henrik Rodl won **Academic All-ACC honors four times** among the 69 occasions Tar Heels have earned that distinction.
- 5** **Most Outstanding Players in the Final Four** (James Worthy in 1982, Donald Williams in 1993, Sean May in 2005, Wayne Ellington in 2009, Joel Berry II in 2017).
- 5** **NBA Rookies of the Year** (Bob McAdoo, Walter Davis, Phil Ford, Michael Jordan, Vince Carter).
- 6** Tyler Zeller (2011, 2012), Marcus Paige (2015, 2016) and Luke Maye (2018, 2019) won six **Skip Prosser Awards**, given to the ACC's top scholar-athlete.
- 6** **National Coaches of the Year** (Frank McGuire in 1957, Dean Smith four times, Bill Guthridge in 1998, Matt Doherty in 2001, Roy Williams five times, Hubert Davis in 2022).
- 6** **Armando Bacot** (2022) & Purdue's Zach Edey (2024) are the only players with double-doubles in all six games in an NCAA Tournament.
- 7** **National Championships** (NCAA Tournament titles won in 1957, 1982, 1993, 2005, 2009 and 2017 and the 1924 team that was selected by the Helms Foundation)
- 7** Carolina is 7-0 in games matching the **No. 1 vs. No. 2** teams in the Associated Press poll (most recently, 2005 NCAA final when No. 2 UNC beat No. 1 Illinois).
- 8** James Worthy is one of eight to win **Final Four & NBA Finals MVP honors** w/Jerry West, Kareem Abdul-Jabbar, Wilt Chamberlain, Magic Johnson, Hakeem Olajuwon, Isiah Thomas and Bill Walton.
- 8** **Retired jerseys/numbers:** 10 Lennie Rosenbluth, 12 Phil Ford, 20 George Glamack, 23 Michael Jordan, 33 Antawn Jamison, 50 Tyler Hansbrough, 52 James Worthy and Jack Cobb (no number).
- 8** **ACC Player-of-the-Week** awards won by Tyler Hansbrough in 2007-08, most in a season in league history.
- 8** Ty Lawson set the **NCAA championship game record** with eight steals in 2009 vs. Michigan State.
- 9** **NCAA Tournament wins over No. 1 seeds** (including Baylor in 2022), the second most in NCAA Tournament history.
- 9** **ACC Rookies of the Year** (Sam Perkins 1981, Michael Jordan 1982, J.R. Reid 1987, Ed Cota 1997, Joseph Forte 2000, Marvin Williams 2005, Tyler Hansbrough 2006, Brandan Wright 2007, Harrison Barnes 2011).
- 9** **Nine consecutive decades** with at least one appearance in the Final Four (1940s through 2020s) and championship game.
- 10** **Gold medals** won by Tar Heels in the Summer Olympics.
- 10** **First-team Academic All-Americans**, including Tyler Zeller in 2011 and 2012, when he was the National Academic All-America of the Year. That's the sixth-most in college basketball history.
- 10** School records (assists, free throw shooting and three-point shooting) held by assistant coach **Jeff Lebo** when he concluded his Tar Heel playing career in 1989.
- 11** **Final Fours** by Dean Smith, third most all-time.
- 12** **NCAA championship games**, second most all-time.
- 12** **ACC Player-of-the-Week** honors won by Antawn Jamison, which equals the ACC record.
- 13** **National Players of the Year** (Jack Cobb 1926, George Glamack 1940 and 1941, Lennie Rosenbluth 1957, Phil Ford 1978, James Worthy 1982, Michael Jordan 1983 and 1984, Kenny Smith 1987, Jerry Stackhouse 1995, Antawn Jamison 1998, Sean May 2005, Tyler Hansbrough 2008).
- 14** **Naismith Basketball Hall of Famers** (Ben Carnevale, Frank McGuire, Dean Smith, Billy Cunningham, Bob McAdoo, Larry Brown, James Worthy, Roy Williams, Michael Jordan, Charlie Scott, Bobby Jones, George Karl, Vince Carter and Walter Davis). UNC is second to Kansas with the most players/coaches in the Hall of Fame. Eight of the inductees went in as players, more than any other program.
- 14** **Summer Olympians**, including two-time gold medalist Michael Jordan.
- 14** **Wins over the No. 1** team in the Associated Press poll, most in college basketball history.
- 16** **ACC Players of the Year** (Lennie Rosenbluth 1957, Pete Brennan 1958, Lee Shaffer 1960, Billy Cunningham 1965, Larry Miller 1967 and 1968, Mitch Kupchak 1976, Phil Ford 1978, Michael Jordan 1984, Antawn Jamison 1998, Joseph Forte 2001, Tyler Hansbrough 2008, Ty Lawson 2009, Tyler Zeller 2012, Justin Jackson 2017, **RJ Davis 2024**).
- 17** **Record number of regular-season ACC titles** won by Dean Smith.
- 18** **NCAA Tournament No. 1 seeds**, the most in college basketball history (1979, 1982, 1984, 1987, 1991, 1993, 1994, 1997, 1998, 2005, 2007, 2008, 2009, 2012, 2016, 2017, 2019, 2024).

- 18** **ACC Tournament championships**, second most in ACC history.
- 19** Tar Heels have won **multiple first-team All-ACC** honors, including Armando Bacot in 2022, 2023 and 2024 (AP).
- 20** Joel Berry II became the first player since UCLA's Bill Walton (in 1972 and 1973) to **score 20 points in consecutive NCAA title games** (20 vs. Villanova in 2016 and 22 vs. Gonzaga in 2017).
- 21** **Final Fours**, most all-time (1946, 1957, 1967, 1968, 1969, 1972, 1977, 1981, 1982, 1991, 1993, 1995, 1997, 1998, 2000, 2005, 2008, 2009, 2016, 2017, 2022).
- 21** Carolina's halftime lead over Michigan State in the 2009 NCAA title game, the **largest halftime margin in NCAA finals** history.
- 22** **NBA-record seasons played** by Hall of Famer Vince Carter.
- 23** **Michael Jordan**: six-time NBA champion and NBA Finals MVP, five-time MVP, ESPN's Greatest Athlete of the 20th Century
- 24** **AP poll finishes in the top five**, tied for the second most all-time.
- 25** Carolina has **won 25** or more games an NCAA-record 41 times.
- 25** Donald Williams is the last player to score **25 points in the national semifinal** (1993 vs. Kansas) **and championship** (vs. Michigan).
- 28** **Consensus first-team All-America** seasons, the second most all-time (most recent **RJ Davis** in 2024).
- 31** **Sweet 16s**, most in NCAA history (NCAA began calling the regional semifinals Sweet 16s in 1975; UNC played in its 31st Sweet 16 and 38th regional semifinal in 2024).
- 31** **Armando Bacot's double-doubles** in 2021-22, an ACC record which tied Navy's David Robinson's NCAA single-season record.
- 32** The 1956-57 Tar Heels went 32-0 to win the first of UNC's six NCAA championships. The 32 wins ties the **NCAA record for wins in a perfect season** (with Indiana 1975-76).
- 33** **ACC regular-season championships**, 13 more than any other school.
- 34** Cole Anthony's points in his 2019-20 debut vs. Notre Dame, the **ACC record for a player's first collegiate game**.
- 34** **Bill Guthridge**, in his first season as head coach after 30 as an assistant to Dean Smith, won 34 games in 1997-98, the **NCAA record for wins by a first-year head coach**.
- 35** **Consecutive post-season appearances** from 1967-2001, most all-time.
- 36** **ACC Tournament championship game** appearances, the most all-time.
- 36** **NBA championships** won by 18 former Tar Heel players (24 more than any other ACC school).
- 39** **AP poll finishes in the top 10**, third most all-time.
- 39** Al Wood's points vs. Virginia in 1981 Final Four, the **NCAA record for the national semifinals**.
- 40** Tar Heels have earned **first-team All-America** honors 64 times, including **RJ Davis** in 2024. Davis also won the Jerry West Award.
- 40** **Regular-season conference championships** (33 ACC, seven Southern Conference), the third most all-time.
- 40** **Consecutive double-doubles** by Billy Cunningham, the ACC record and second-longest streak in college basketball history.
- 42** **Smith Center-record points by RJ Davis** vs. Miami on 2/26/2024.
- 52** **Seasons ranked in the final AP poll**, tied for the second most all-time.
- 53** **NCAA Tournament appearances**, second most all-time.
- 53** **Jerseys of former players that hang in the rafters** of the Dean E. Smith Center. Eight numbers are retired, 45 are honored.
- 54** **First-round NBA Draft picks**, third most all-time.
- 59** **Consecutive home wins** over Clemson before a loss, the longest streak in college basketball history.
- 72.7** **NCAA Tournament winning percentage**, second highest all-time.
- 73.3** **Winning percentage**, second highest all-time.
- 79** **NCAA Tournament wins for Roy Williams**, second-most in college basketball history. Dean Smith is third with 65.
- 81** Record number of **first-team All-ACC** selections by 53 Tar Heels.
- 81** **1,000-point scorers**, most in college basketball history.
- 87** UNC-record **double-doubles** by Armando Bacot, tied for the most in ACC history and second most in NCAA history.
- 108** **ACC Tournament wins**, second most all-time.
- 113** **Weeks ranked No. 1** in the AP poll, the fourth-most all-time.
- 123** **Wins in games played** by Danny Green from 2005-09, most by a Tar Heel.
- 133** **NCAA Tournament wins**, the most in college basketball history. Only Duke, Kansas, Kentucky and UCLA have even played as many NCAA Tournament games than UNC has won.
- 133** **Double-figure scoring games** by Tyler Hansbrough, the all-time ACC record.
- 169** ACC-record **games** by Armando Bacot (also a record 168 starts).
- 179** Tar Heel **players in the Final Four**, more than any other school in NCAA history.
- 183** **NCAA Tournament games**, second most all-time.
- 511** Rebounds by **Armando Bacot** in 2021-22, the UNC single-season record and fourth-most in ACC history (most since 1956).
- 708** Weeks in **AP top 10**, third most in college basketball history.
- 759** **ACC regular-season wins**, No. 1 all-time.
- 879** Wins by **Dean Smith**, which set the NCAA record in 1997 (since broken).
- 903** Wins by **Roy Williams**, third-most by a Division I coach in college basketball history.
- 962** **Weeks in the AP poll**, second most in college basketball history.
- 982** **NCAA record free throws made** by Tyler Hansbrough.
- 1000** Ed Cota is the **only player in college basketball history** with 1,000 points, 1,000 assists and 500 rebounds.
- 1715** UNC-record for **career rebounds by Armando Bacot**, the second-most in ACC history and eighth most in NCAA history.
- 2345** **RJ Davis' career points, most by a guard in UNC history**.
- 2380** **Wins**, ACC best and third most in college basketball history.
- 2872** Points by Tyler Hansbrough, **the all-time UNC and ACC scoring records**.



ASSOCIATED PRESS RANKINGS



through the December 30, 2024 poll

Total Polls Ranked	962 (of 1,289)
Current Streak of Weeks in AP Poll	-
Weeks at No. 1	113
Weeks at No. 2	81
Weeks at No. 3	87
Weeks at No. 4	89
Weeks at No. 5	72
Weeks at No. 6	58
Weeks at No. 7	56
Weeks at No. 8	55
Weeks at No. 9	59
Weeks at No. 10	38
Top 5 Rankings	442
Top 10 Rankings	708
Longest Streak of Weeks Ranked	172 from 1989-90 to 1999-2000
Most Consecutive Weeks No. 1	15 in 1983-84
Seasons Ranked	68 of 77
Seasons Ranked in the Top 10	60 of 77
Seasons in Final Top 10	39 of 76 through 2023-24

2024-25 WEEKLY POLLS

Preseason	9
November 11-18-25	10-10-12
December 2-9-16-23-30	20-NR-NR-NR-NR
January	
February	
March	
April	

FINAL ASSOCIATED PRESS POLLS (charts researched at collegepollarchive.com)

MOST TIMES RANKED NO. 1 IN THE FINAL AP POLL

- 10 – Kentucky
- 8 – Duke
- 8 – UCLA
- 6 – North Carolina**
- 4 – Kansas
- 4 – Ohio State

MOST TIMES RANKED IN THE TOP 5 IN THE FINAL AP POLL

- 30 – Kentucky
- 24 – North Carolina**
- 24 – Kansas
- 18 – UCLA
- 17 – Duke

MOST TIMES RANKED IN THE TOP 10 IN THE FINAL AP POLL

- 46 – Kentucky
- 40 – Duke
- 39 – North Carolina**
- 33 – Kansas
- 27 – UCLA

MOST TIMES RANKED IN THE FINAL AP POLL

- 55 – Kentucky
- 52 – North Carolina**
- 52 – Duke
- 49 – Kansas
- 43 – UCLA

ALL ASSOCIATED PRESS POLLS (through the 12/30/24 poll)

MOST WEEKS RANKED IN THE AP POLL (OUT OF 1,289 TOTAL POLLS)

- 979 – Kentucky
- 962 – North Carolina (74.6 percent)**
- 902 – Duke
- 868 – Kansas
- 742 – UCLA

MOST CONSECUTIVE WEEKS RANKED IN THE AP POLL

- 172 – 1989-90 to 1999-2000 (No. 4 in college basketball history)
- 171 – 1972-73 to 1982-83 (No. 5 all-time)
- 106 – 2013-14 to 2019-20 (No. 16 all-time)
- 87 – 1984-85 to 1989-90 (No. 25 all-time)
- 75 – 2005-06 to 2009-10 (No. 32 all-time)

MOST TIMES RANKED NO. 1 IN ALL AP POLLS

- 145 – Duke
- 134 – UCLA
- 125 – Kentucky
- 113 – North Carolina**
- 81 – Kansas

THE LAST TIME ... in the AP POLLS

Played as the No. 1 team: lost to Alabama, 101-103, 11/27/22 in Portland, Ore. (4 OT)

Beat No. 1: at Duke, 88-72, 2/20/19

Played/Lost to No. 1: at Kansas, 89-92, 11/8/24

Won a top-10 matchup: 3/9/24, No. 7 UNC beat No. 9 Duke, 84-79, in Durham

Unranked UNC beat Top-5: beat No. 4 Baylor, 93-86 (ot) in Fort Worth, 3/19/22^

Unranked UNC beat consecutive Top-5 opponents: beat No. 4 Duke, 94-81, in Durham, 3/5/22; beat No. 4 Baylor, 93-86 (ot) in Fort Worth, Texas, 3/19/22^

Unranked UNC beat Top-10 oppt: beat No. 6 Virginia, 71-63, 2/25/23

Unranked UNC beat Top-10 oppt: beat No. 18 UCLA, 76-74, 12/21/24 in New York

Beat Top-10 oppt by 20 points: beat No. 10 Virginia Tech, 103-82, 1/21/19

Beat Top-25 oppt by 20 points: beat No. 24 Michigan, 72-51, 12/1/21

Lost to unranked oppt as Top-5 team: No. 4 UNC lost to NC State, 76-84, 3/16/24

in Washington, D.C.*

* ACC Tournament, ^ NCAA Tournament

MOST CONSECUTIVE WEEKS RANKED NO. 1 IN THE AP POLL

- 15 – 1983-84 (No. 11 all-time)
- 13 – 1985-86 (No. 15 all-time)
- 11 – 2007-08 to 2008-09 (No. 18 all-time)
- 11 – 2007-08 (No. 18 all-time)
- 10 – 1956-67 to 1957-58 (No. 23 all-time)

MOST TIMES RANKED NO. 1 IN PRESEASON AP POLL

- 10 – North Carolina**
- 9 – Duke
- 8 – UCLA
- 6 – Kentucky
- 4 – Kansas

MOST TIMES RANKED IN THE TOP 5 IN ALL AP POLLS

- 472 – Kentucky
- 442 – North Carolina**
- 438 – Duke
- 411 – Kansas
- 327 – UCLA

MOST TIMES RANKED IN THE TOP 10 IN ALL AP POLLS

- 741 – Kentucky
- 738 – Duke
- 708 – North Carolina**
- 647 – Kansas
- 487 – UCLA

MOST CONSECUTIVE WEEKS RANKED IN THE TOP 10 IN THE AP POLL

- 62 – 2005-06 to 2009-10 (No. 11 all-time)
- 62 – 1984-85 to 1988-89 (No. 11 all-time)
- 57 – 1966-67 to 1969-70 (No. 13 all-time)
- 54 – 1992-93 to 1994-95 (No. 14 all-time)
- 25 – 1990-91 to 1991-92 (No. 87 all-time)

NUMBER 1 VERSUS NUMBER 2 (UNC is 7-0 in 1 vs. 2 games)

Date	Result
3/23/57	No. 1 UNC 54, No. 2 Kansas 53 (3 OT) – NCAA championship
12/26/81	No. 1 UNC 82, No. 2 Kentucky 69
1/9/82	No. 1 UNC 65, No. 2 Virginia 60
2/4/86	No. 1 UNC 78, No. 2 Georgia Tech 77 (OT)
2/3/94	No. 2 UNC 89, No. 1 Duke 78
2/5/98	No. 2 UNC 97, No. 1 Duke, 73
4/4/05	No. 2 UNC 75, No. 1 Illinois 70 – NCAA championship

MOST WINS OVER THE NO. 1 TEAM IN THE ASSOCIATED PRESS POLL

North Carolina	14
UCLA	12
Duke	10
Maryland	10
Ohio State	10
Kansas	9
Kentucky	9
Indiana	8
Georgia Tech	8
Notre Dame	8
Vanderbilt	8



SINGLE-GAME UNC RECORDS



CATEGORY	ALL-TIME	ACC (REGULAR SEASON OR TOURNAMENT)	SMITH CENTER
Field Goals	57 vs. Manhattan 12/27/1985 in Miami	51 vs. Virginia 2/6/1968	53 vs. VMI 12/17/1994
Field Goal Attempts	102 vs. Clemson 12/4/1954	102 vs. Clemson 12/4/1954	90 vs. Wake Forest 12/20/2003 (3 OT)
FG Percentage	.790 vs. Loyola Marymount 3/19/1988 (49x62) in Salt Lake City	.767 at Virginia 1/7/1978 (33x43)	.754 vs. Old Dominion 12/1/1992 (43x57)
FG Pct. in a Half	.941 at Virginia, 2nd half 1/7/1978	.941 at Virginia, 2nd half 1/7/1978 (16x17)	.857 vs. Old Dominion, 2nd half 12/1/1992 (24x28)
3-Point Field Goals	17 vs. Florida State 1/25/1995	17 vs. Florida State 1/25/1995	17 vs. Florida State 1/25/1995
3-Point Attempts	36 vs. Syracuse 2/28/2022 (OT)	36 vs. Syracuse 2/28/22 (OT)	36 vs. Syracuse 2/28/22 (OT)
3-Point Pct. (min. 5 made)	.889 vs. Stetson 12/3/1986 (8x9)	.857 at Virginia 1/14/1987 (6x7)	.889 vs. Stetson 12/3/1986 (8x9)
3-Point Pct. (min. 10 made)	.800 at Duke 3/5/1983 (12x15)	.800 at Duke 3/5/1983 (12x15)	.733 vs. Wake Forest 2/22/2014 (11x15)
3-Point Pct. (min. 10 att.)	.800 at Duke 3/5/1983 (12x15)	.800 at Duke 3/5/1983 (12x15)	.733 vs. Wake Forest 2/22/2014 (11x15)
3-Point Pct. (min. 20 att.)	.727 vs. Western Carolina 12/6/2017 (16x22)	.680 vs. Florida State 1/25/1995 (17x25)	.727 vs. Western Carolina 12/6/2017 (16x22)
Free Throws Made	43 vs. South Carolina 12/5/1959 43 at NC State 1/15/1957	43 vs. South Carolina 12/5/1959 43 at NC State 1/15/1957	41 vs. Clemson 1/28/1998
Free Throw Attempts	59 vs. Clemson 1/28/1998 59 at Clemson 1/14/1956	59 vs. Clemson 1/28/1998 59 at Clemson 1/14/1956	59 vs. Clemson 1/28/1998
Free Throw Pct. (min. 10 att.)	1.000 vs. Duke 3/7/2015 (13x13) 1.000 vs. LSU 2/10/1985 (13x13)	1.000 vs. Duke 3/7/2015 (13x13)	1.000 vs. Duke 3/7/2015 (13x13)
Free Throw Pct. (min. 20 att.)	.964 vs. Niagara 12/30/78 (27x28) in Rochester	*.958 vs. NC State 3/11/2007 (23x24) in Tampa	.950 vs. Maryland 2/10/2001 (19x20)
Free Throw Pct. (min. 30 att.)	.923 vs. NC State 1/21/23 (36x39)	.923 vs. NC State 1/21/23 (36x39)	.923 vs. NC State 1/21/23 (36x39)
Offensive Rebs.(since 1986-87)	32 at Pittsburgh 12/20/1993	28 vs. Boston College 1/4/2009	28 vs. Boston College 1/4/2009
Defensive Rebs. (since 1986-87)	47 vs. Loyola Marymount ^3/19/1988 in Salt Lake City, Utah	41 vs. Virginia 1/21/1999	41 vs. Virginia 1/21/1999
Total Rebounds	78 vs. Furman 12/4/1956	74 vs. Clemson 2/16/1968 in Charlotte	72 vs. Nicholls 12/19/2011
Assists (since 1968-69)	41 vs. Manhattan 12/27/85 in Miami 41 vs. Rice 12/2/1971	33 vs. Virginia 2/23/1974	37 vs. VMI 12/17/1994
Turnovers	39 at Indiana 12/12/1964	34 at NC State 2/15/1966	29 vs. Miami 12/4/2000
Fewest Turnovers (since 1981-82)	2 vs. Duke 2/8/2018 ^2 vs. Fairfield 3/13/1997 in Winston-Salem	2 vs. Duke 2/8/2018	2 vs. Duke 2/8/2018
Blocked Shots (since 1975-76)	18 vs. Stanford 12/20/1985	15 at Duke 3/8/2008	15 vs. Northern Kentucky 12/27/2013
Steals	23 at Tulane 2/14/1976	21 vs. Clemson 1/5/1977 in Greensboro	21 vs. The Citadel 11/24/1991
Points	129 vs. VMI 12/17/1994 129 vs. Manhattan 12/27/1985 in Miami	115, three times last: at Clemson, 1/13/1968	129 vs. VMI 12/17/1994
Points in a Half	77 vs. VMI, 2nd half 12/17/1994	70 vs. Clemson, 2nd half 1/28/1987 70 vs. South Carolina, 2nd half 2/7/1966	77 vs. VMI, 2nd half 12/17/1994
Scoring Margin	84 vs. Manhattan (129-45) 12/27/1985 in Miami	51 vs. NC State (107-56) 1/8/2017	68 vs. The Citadel (118-50) 2/18/1991
Halftime Lead	47 vs. Florida Atlantic 12/19/2006 (65-18, UNC)		47 vs. Florida Atlantic 12/19/2006 (65-18, UNC)

^ NCAA Tournament

* ACC Tournament



SINGLE-GAME PLAYER RECORDS



CATEGORY	ALL-TIME	ACC (REGULAR SEASON OR TOURNAMENT)	SMITH CENTER
Points	49 by Bobby Lewis vs. Florida State 12/16/1965	*45 by Lennie Rosenbluth 3/7/1957 in Raleigh 45 by Lennie Rosenbluth at Clemson 1/14/1956	42 by RJ Davis vs. Miami, 2/26/24
Field Goals	21 by Billy Cunningham vs. Tulane 12/10/1964	19 by Charlie Scott vs. Wake Forest 1/17/1970 *19 by Lennie Rosenbluth vs. Clemson 3/7/1957 in Raleigh	16 by Antawn Jamison vs. Maryland 2/14/1998
Field Goal Attempts	^43 by Lennie Rosenbluth vs. Michigan State, 3/22/1957 in Kansas City	34 by Billy Cunningham, at Wake Forest 1/6/65	24 three times last: Cole Anthony vs. Notre Dame, 11/6/19
FG Percentage (min. 10 att.)	1.000 by three players most attempts: 13x13 by Brad Daugherty vs. UCLA 11/24/1985	1.000 by two players most attempts: 12x12 by Scott Williams vs. Virginia 1/13/1990	1.000 by Scott Williams vs. Virginia 12x12, 1/13/1990
3-Point Field Goals	8 by six players last: Rashad McCants vs. Clemson 3/2/2004	8 by five players last: Rashad McCants vs. Clemson 3/2/2004	8 by Rashad McCants vs. Clemson 3/2/2004 8 by Dante Calabria vs. Florida State, 1/25/1995
3-Point Attempts	14 six times last: Rashad McCants at Florida State 1/22/2004	14 three times last: Rashad McCants at Florida State 1/22/2004	14 four times last: Shammond Williams vs. Maryland 1/8/1997
3-Point Pct. (min. 5 made)	1.000 five times most attempts: 6x6 *Jason Capel vs. Clemson 3/9/2001 in Atlanta	1.000 three times most attempts: 6x6 *Jason Capel vs. Clemson 3/9/2001 in Atlanta	1.000 by Joel Berry II vs. Duke 3/4/2017 (5x5)
Free Throws Made	21 by York Larese vs. Duke 12/29/1959 in Raleigh	20 by Tyler Zeller vs. Maryland 2/29/2012	20 by Tyler Zeller vs. Maryland 2/29/2012
Free Throw Attempts	24 by Billy Cunningham vs. Maryland 1/13/1964 24 by Lennie Rosenbluth at Clemson, 1/14/1965	24 by Billy Cunningham vs. Maryland 1/13/1964 24 by Lennie Rosenbluth at Clemson, 1/14/1965	23 by Tyler Zeller vs. Maryland 2/29/2012
Free Throw Pct. (min. 10 att.)	1.000 by York Larese vs. Duke (21x21) 12/29/1959 in Raleigh	1.000 by Phil Ford at NC State (16x16) 2/24/1976	1.000 by Cole Anthony vs. Boston College (14x14), 2/1/2020 1.000 by Tyler Hansbrough vs. NC State (14x14), 1/7/2006 1.000 by RJ Davis vs. NC State (14x14) 1/21/2023)
Offensive Rebs.(since 1986-87)	12 by Brice Johnson at Duke 3/5/2016 12 by Sean May vs. Duke 3/6/2005	12 by Brice Johnson at Duke 3/5/2016 12 by Sean May vs. Duke 3/6/2005	12 by Sean May vs. Duke 3/6/2005
Rebounds	30 by Rusty Clark vs. Maryland 2/21/1968	30 by Rusty Clark vs. Maryland 2/21/1968	24 by Sean May vs. Duke 3/6/2005
Assists	18 by Raymond Felton vs. George Mason 12/7/2003	16 by Kendall Marshall at Maryland 2/4/2012 16 by Kendall Marshall vs. Florida State 2/6/2011	18 by Raymond Felton vs. George Mason 12/7/2003
Blocked Shots	10 by Brendan Haywood vs. Miami 12/4/2000	*8 by Walker Kessler vs. Notre Dame 3/10/2021 in Greensboro	10 by Brendan Haywood vs. Miami 12/4/2000
Steals	9 by Derrick Phelps vs. Georgia Tech 2/2/1992	9 by Derrick Phelps vs. Georgia Tech 2/2/1992	9 by Derrick Phelps vs. Georgia Tech 2/2/1992

^ NCAA Tournament

* ACC Tournament

note: York Larese made 21 of 21 free throws vs. Duke on 12/29/1959. The game was played in the Dixie Classic in Raleigh and was not an ACC regular-season game.



2024-25 PHOTO ROSTER



0 – TY CLAUDE
6-7, 230, Gr., F
Goldsboro, N.C.




2 – JAMES BROWN
6-10, 215, Fr., F
Aurora, Ill.



3 – ELLIOT CADEAU
6-1, 180, So., G
West Orange, N.J.



4 – R.J. DAVIS
6-0, 180, Gr., G
White Plains, N.Y.



5 – CADE TYSON
6-7, 200, Jr., G/F
Monroe, N.C.



6 – ELIJAH DAVIS
6-3, 215, Sr., G
Chapel Hill, N.C.



7 – SETH TRIMBLE
6-3, 195, So., G
Menomonee Falls, Wis.



9 – DRAKE POWELL
6-6, 195, Fr., G/F
Pittsboro, N.C.



11 – IAN JACKSON
6-4, 190, Fr., G
The Bronx, N.Y.



13 – JALEN WASHINGTON
6-10, 235, Jr., F
Gary, Ind.



14 – RUSSELL HAWKINS
6-1, 175, So., G
Charlotte, N.C.



15 – JOHN HOLBROOK
6-8, 230, Fr., F
Hickory, N.C.




22 – VEN-ALLEN LUBIN
6-8, 230, Jr., F
Orlando, Fla.



24 – JAE'LYN WITHERS
6-9, 220, Gr., F
Charlotte, N.C.



30 – DANTE MAYO JR.
6-1, 175, Fr., G
Gaithersburg, Md.



HUBERT DAVIS
Head Coach



BRAD FREDERICK
Assistant Coach



JEFF LEBO
Assistant Coach



SEAN MAY
Assistant Coach



MARCUS PAIGE
Assistant Coach



PAT SULLIVAN
Assistant Coach



ERIC HOOTS
Director of Operations



KIERSTEN STEINBACHER
Asst. to the Director
of Operations



JONAS SAHRATIAN
Director of Strength
& Conditioning



DOUG HALVERSON
Athletics Trainer



MEDIA INFORMATION



CREDENTIALS: Media seating in the Smith Center is located in section 212. Seats will be prioritized for media who regularly cover Carolina Basketball, the visiting team and national media.

Credential requests may be made online. Click on the QR code at the bottom of this page or email Steve Kirschner at stevekirschner@unc.edu for the link where you may submit your request.

Single-game requests should be made at least seven days prior to a scheduled game.

All photo/TV passes will be issued on a game-by-game basis. There are no season photo/TV passes.

Approved credentials may be picked up at media will call at Smith Center Entrance D, which will open 90 minutes before the scheduled starting time.

MEDIA WORK ROOM: The media work room is located on the ground floor adjacent to the visiting team's locker room. Seats are assigned. Overflow seats are available in the hall outside the media room. Media may also choose to work from their seat in section 212.

MEALS: A light meal is provided at most games. Soft drinks and water are available while supplies last. There is a beverage cooler located just outside the media workroom.

PHOTO SPOTS: Photo spots are assigned by half. Note your assigned seat may change by half. Credentials for photographers and videographers will be issued on a game-by-game basis and will be numbered to match the space on the baseline where they are assigned to shoot.

ARENA WiFi: Wireless Internet access is available in the arena. Instructions for logging on will be emailed to credentialed media. Please do not publicize the network or password for WiFi access. Live stats are available at UNC.statbroadcast.com.

MEDIA PARKING: Located in the Bowles Lot on Skipper Bowles Drive. You must have a parking pass to enter the media lot on the day of a game. You can't park first and then get your parking pass at our office.

GPS Directions: Skipper Bowles Lot, S-11, UNC campus (there is no street address number for this lot).

POSTGAME INTERVIEWS: Hubert Davis will conduct a postgame press conference in the media workroom. UNC players will be available for interviews in the team dining room just off the home tunnel.

Interviews with the visiting team at the Smith Center will be handled on a per-game basis. The visiting team may use the press room for an interview with the head coach, but it may choose to do so via Zoom or make its coach and players available for questions outside their locker room.

NON-GAMEDAY INTERVIEWS: Throughout the season, Davis and players will be available a day or two before select games. Interview requests should be made through the athletic communications office. Contact Kirschner with interview requests for Coach Davis. Due to contractual obligations, Davis is unable to participate in live radio call-in shows.

Media should direct player interview requests to Matt Bowers (mattbowers@unc.edu, 919-619-7021). Player interviews typically occur before practice. Players are not available for interviews on game day or on non-practice days.

ACC COACHES ZOOM: Beginning in January, Coach Davis will be available most Mondays for 10 minutes on the ACC media Zoom. Coaches do not participate if their teams play that evening.

ONLINE & SOCIAL MEDIA: Carolina's official website is GoHeels.com, which features the media guide, record book, statistics, game notes, roster, schedule, archives and other information. Archived recordings of the weekly and postgame press conferences will be posted to the site. Follow the Tar Heels on Twitter and Instagram at [@UNC_Basketball](https://twitter.com/UNC_Basketball). A stats and notes Twitter feed is available at [@UNCMBBStats](https://twitter.com/UNCMBBStats).

VISITING & NATIONAL RADIO LOCATIONS: Radio rights-holders for opposing teams and national radio will broadcast from booth 110 at the back of the lower grandstand in the Smith Center.

2024-25 PRESS CONFERENCE SCHEDULE (subject to change)

Day	Date	Game/Event	Time	Place
-----	------	------------	------	-------

Spring semester dates will be set and announced once the class and practice schedules are established.

HUBERT DAVIS LIVE: Most weeks throughout the season Hubert Davis and Jones Angell will host a one-hour radio show from 7-8 p.m. at Top of the Hill restaurant on Franklin Street. Those dates include: January 6, 13 and 20, February 3 and 17, March 10 and 17. The show moves in-studio on the following Mondays due to the team's schedule: December 16, January 27 and March 3. The show will air live from Top of the Hill on two Wednesdays: February 12 and 26.



**STEVE
KIRSCHNER**



**MATT
BOWERS**

ATHLETIC COMMUNICATIONS: Office is located on the second level of the Woody Durham Media and Communications Center, which is adjacent to the Dean E. Smith Center. The mailing address is 380 Skipper Bowles Drive, Chapel Hill NC 27514.

Steve Kirschner, Senior Associate AD for Sports Information & Media Relations
(contact for Hubert Davis interviews)

Direct Office Phone (919) 962-7258
Cell Phone (919) 475-2695
Email stevekirschner@unc.edu

Director of Website Management/Media Relations Matt Bowers

(contact for player interviews)
Cell Phone (919) 619-7021
Email mattbowers@unc.edu

To Apply for Credentials SportsSystems.com/UNCBasketball
Web Site GoHeels.com
Carolina Basketball Twitter [@UNC_Basketball](https://twitter.com/UNC_Basketball)
Stats and Notes Twitter [@UNCMBBStats](https://twitter.com/UNCMBBStats)
Instagram [UNC_Basketball](https://www.instagram.com/UNC_Basketball)
YouTube [UNC_Basketball](https://www.youtube.com/UNC_Basketball)



To access credential application



To access the media central landing page on GoHeels.com



2024-25 North Carolina Men's Basketball 14-Game Stats



Game Records

Record	Overall	Home	Away	Neutral
ALL GAMES	8-6	5-1	1-2	2-3
CONFERENCE	1-1	1-0	0-1	0-0
NON-CONFERENCE	7-5	4-1	1-1	2-3

Score by Periods

Team	1st	2nd	OT	TOT
North Carolina	516	670	9	1195
Opponents	544	559	12	1115

Team Box Score

No.	Player				Total		3-Point		F-Throw		Rebounds											
		GP-GS	MIN	AVG	FG-FGA	FG%	3FG-3FGA	3FG%	FT-FTA	FT%	OFF	DEF	TOT	AVG	PF	DQ	A	TO	BLK	STL	PTS	AVG
4	DAVIS, RJ	14-14	482:22	34.5	82-217	.378	30-109	.275	63-73	.863	7	52	59	4.2	27	0	55	24	1	20	257	18.4
7	TRIMBLE, Seth	12-12	380:10	31.7	57-119	.479	15-39	.385	48-57	.842	16	42	58	4.8	21	0	20	16	8	21	177	14.8
11	JACKSON, Ian	13-2	306:30	23.6	63-127	.496	22-53	.415	33-45	.733	5	36	41	3.2	20	0	9	12	2	6	181	13.9
3	CADEAU, Elliot	14-14	406:46	29.1	52-119	.437	9-38	.237	37-51	.725	8	37	45	3.2	43	2	85	45	4	19	150	10.7
9	POWELL, Drake	14-7	314:24	22.5	34-66	.515	11-28	.393	14-18	.778	5	44	49	3.5	25	1	12	10	10	9	93	6.6
13	WASHINGTON, Jalen	14-10	230:28	16.5	36-63	.571	0-7	.000	15-26	.577	21	47	68	4.9	32	0	3	18	9	3	87	6.2
22	LUBIN, Ven-Allen	14-4	217:09	15.5	33-46	.717	0-0	.000	18-26	.692	20	42	62	4.4	29	2	1	8	13	7	84	6.0
24	WITHERS, Jae'Lyn	14-7	243:43	17.4	25-58	.431	7-24	.292	18-26	.692	13	52	65	4.6	27	1	9	11	3	7	75	5.4
5	TYSON, Cade	14-0	148:59	10.6	19-47	.404	10-32	.313	5-10	.500	4	18	22	1.6	24	1	2	3	1	3	53	3.8
2	BROWN, James	6-0	16:47	2.8	5-6	.833	0-0	.000	1-2	.500	4	1	5	0.8	6	0	0	0	0	0	11	1.8
0	CLAUDE, Tyzhaun	11-0	61:19	5.6	7-10	.700	0-0	.000	6-12	.500	10	11	21	1.9	15	0	1	2	0	2	20	1.8
30	MAYO JR., Dante	3-0	05:08	1.7	1-2	.500	1-2	.500	0-0	.000	0	0	0	0.0	0	0	0	0	0	0	3	1.0
15	HOLBROOK, John	3-0	03:32	1.2	1-2	.500	0-0	.000	0-0	.000	1	1	2	0.7	0	0	0	0	0	0	2	0.7
14	HAWKINS, Russell	4-0	07:43	1.9	1-2	.500	0-0	.000	0-0	.000	0	0	0	0.0	1	0	1	1	0	0	2	0.5
Team											26	16	42				5					
Total		14	2825		416-884	.471	105-332	.316	258-346	.746	140	399	539	38.5	270	7	198	155	51	97	1195	85.4
Opponents		14	2825		390-906	.430	129-372	.347	206-285	.723	151	360	511	36.5	280	4	198	162	44	74	1115	79.6

Team Statistics

	UNC	OPP
Scoring	1195	1115
Points per game	85.4	79.6
Scoring margin	+5.7	-
Field goals-att	416-884	390-906
Field goal pct	.471	.430
3 point fg-att	105-332	129-372
3-point FG pct	.316	.347
3-pt FG made per game	7.5	9.2
Free throws-att	258-346	206-285
Free throw pct	.746	.723
F-Throws made per game	18.4	14.7
Rebounds	539	511
Rebounds per game	38.5	36.5
Rebounding margin	+2.0	-
Assists	198	198
Assists per game	14.1	14.1
Turnovers	155	162
Turnovers per game	11.1	11.6
Turnover margin	+0.5	-
Assist/turnover ratio	1.3	1.2
Steals	97	74
Steals per game	6.9	5.3
Blocks	51	44
Blocks per game	3.6	3.1
Winning streak	0	-
Home win streak	3	-
Attendance	115946	38496
Home games-Avg/Game	6-19324	3-12832
Neutral site-Avg/Game	-	5-8614

Team Results

Date	Opponent		Score	Att.
11/04/2024	Elon	W	90-76	17242
11/08/2024	at Kansas	L	89-92	15300
11/15/2024	American	W	107-55	19555
11/22/2024	at Hawaii	W	87-69	8948
11/25/2024	vs Dayton	W	92-90	2400
11/26/2024	vs Auburn	L	72-85	2400
11/27/2024	vs Michigan St.	Lot	91-94	2400
12/04/2024	Alabama	L	79-94	21750
12/07/2024	Georgia Tech	W	68-65	19020
12/14/2024	La Salle	W	93-67	18420
12/17/2024	vs Florida	L	84-90	16058
12/21/2024	vs UCLA	W	76-74	19812
12/29/2024	Campbell	W	97-81	19959
01/01/2025	at Louisville	L	70-83	14248



2024-25 North Carolina Men's Basketball ACC Games



Game Records

Record	Overall	Home	Away	Neutral
ALL GAMES	1-1	1-0	0-1	0-0
CONFERENCE	1-1	1-0	0-1	0-0
NON-CONFERENCE	0-0	0-0	0-0	0-0

Score by Periods

Team	1st	2nd	OT	TOT
North Carolina	62	76	0	138
Opponents	67	81	0	148

Team Box Score

No.	Player				Total		3-Point		F-Throw		Rebounds											
		GP-GS	MIN	AVG	FG-FGA	FG%	3FG-3FGA	3FG%	FT-FTA	FT%	OFF	DEF	TOT	AVG	PF	DQ	A	TO	BLK	STL	PTS	AVG
7	TRIMBLE, Seth	1-1	33:37	33.6	5-6	.833	1-1	1.000	8-9	.889	3	4	7	7.0	2	0	0	0	0	4	19	19.0
11	JACKSON, Ian	2-1	61:53	30.9	12-29	.414	3-9	.333	11-15	.733	2	4	6	3.0	4	0	2	3	1	1	38	19.0
4	DAVIS, RJ	2-2	75:25	37.7	9-29	.310	3-13	.231	7-8	.875	1	9	10	5.0	7	0	7	4	0	4	28	14.0
9	POWELL, Drake	2-2	46:50	23.4	6-13	.462	0-4	.000	2-2	1.000	0	5	5	2.5	7	1	1	3	0	0	14	7.0
3	CADEAU, Elliot	2-2	52:00	26.0	5-18	.278	1-8	.125	2-2	1.000	2	6	8	4.0	7	1	9	9	1	3	13	6.5
22	LUBIN, Ven-Allen	2-1	36:40	18.3	3-7	.429	0-0	.000	4-7	.571	3	14	17	8.5	7	1	1	2	3	2	10	5.0
13	WASHINGTON, Jalen	2-1	36:50	18.4	4-7	.571	0-0	.000	1-1	1.000	3	9	12	6.0	3	0	0	4	0	1	9	4.5
24	WITHERS, Jae'Lyn	2-0	32:14	16.1	2-6	.333	0-3	.000	0-0	.000	1	10	11	5.5	3	0	1	3	0	0	4	2.0
5	TYSON, Cade	2-0	20:08	10.1	1-4	.250	1-2	.500	0-0	.000	0	3	3	1.5	5	1	0	0	0	0	3	1.5
0	CLAUDE, Tyzhaun	1-0	03:06	3.1	0-0	.000	0-0	.000	0-0	.000	0	0	0	0.0	2	0	0	0	0	0	0	0.0
2	BROWN, James	1-0	01:16	1.3	0-0	.000	0-0	.000	0-0	.000	0	0	0	0.0	0	0	0	0	0	0	0	0.0
Team											5	1	6				1					
Total		2	400		47-119	.395	9-40	.225	35-44	.795	20	65	85	42.5	47	4	21	29	5	15	138	69.0
Opponents		2	400		46-122	.377	14-53	.264	42-63	.667	21	59	80	40.0	41	0	23	21	8	9	148	74.0

Team Statistics

	UNC	OPP
Scoring	138	148
Points per game	69.0	74.0
Scoring margin	-5.0	-
Field goals-att	47-119	46-122
Field goal pct	.395	.377
3 point fg-att	9-40	14-53
3-point FG pct	.225	.264
3-pt FG made per game	4.5	7.0
Free throws-att	35-44	42-63
Free throw pct	.795	.667
F-Throws made per game	17.5	21.0
Rebounds	85	80
Rebounds per game	42.5	40.0
Rebounding margin	+2.5	-
Assists	21	23
Assists per game	10.5	11.5
Turnovers	29	21
Turnovers per game	14.5	10.5
Turnover margin	-4.0	-
Assist/turnover ratio	0.7	1.1
Steals	15	9
Steals per game	7.5	4.5
Blocks	5	8
Blocks per game	2.5	4.0
Winning streak	0	-
Home win streak	1	-
Attendance	19020	14248
Home games-Avg/Game	1-19020	1-14248
Neutral site-Avg/Game	-	0-0

Team Results

Date	Opponent		Score	Att.
12/07/2024	Georgia Tech	W	68-65	19020
01/01/2025	at Louisville	L	70-83	14248