



# MEN'S BASKETBALL

2024-25 Season | Game 19

**FIGHTING IRISH MEDIA**  
PRIMARY MEN'S BASKETBALL CONTACT

**Josh Bates**  
jbates2@nd.edu  
574-310-9954

SECONDARY CONTACT

**Aly Prigge**  
aprigge@nd.edu  
419-591-9329



**NOTRE DAME (8-10, 2-5)**  
at  
**VIRGINIA (9-10, 2-6)**

**SATURDAY, JAN. 25**  
Charlottesville, VA | 6:30 pm ET

*JPJ Arena (14,593)*

**TV Broadcast** ESPN2  
**TV Crew** Wes Durham  
Dan Bonner  
**Radio** 960 WSBT-AM  
**Radio Crew** Tony Simeone  
**Live Stats** Statbroadcast  
**Social** @ndmbb

## Head Coaches

**NOTRE DAME**  
**MICAH SHREWSBERRY**

Record at School:  
21-30 (2nd Year)

Overall Record:  
58-61 (4th Year)

**VIRGINIA**  
**RON SANCHEZ**

Record at School:  
8-10 (1st year)

Overall Record:  
72-78 (5th)

## The Series

### OVERALL

Record: Trail 4-18  
Streak: L1  
Last Meeting: L, 53-65, in Charlottesville, on 1/31/24

### AT VIRGINIA

Record: Trail, 0-9  
Streak: L9  
Last: Same

## 2024-25 Schedule

**Overall: 8-10 (2-5 ACC)**

Home: 7-2; Away 1-5; Neutral 0-3

Date	Opponent	TV	Time/Result
11/6	Stonehill	ACCNX	W, 89-60
11/11	Buffalo	ACCNX	W, 86-77
11/16	at Georgetown	NBC	W, 84-63
11/19	North Dakota	ACCNX	W, 75-58
11/22	Elon	ACCNX	L, 77-84
11/26	vs. Rutgers#	TBS, Max	L, 84-85 OT
11/28	vs. #6/7 Houston#	TBS, Max	L, 54-65
11/30	#21/19 Creighton#	truTV	L, 76-80
12/3	at Georgia%	ESPNU	L, 48-69
12/7	Syracuse*	The CW	W, 69-64
12/11	Dartmouth	ACCNX	W, 77-65
12/22	Le Moyne	ACCN	W, 91-62
12/31	at Georgia Tech*	ACCN	L, 75-86
1/4	North Carolina*	CBS	L, 73-74
1/8	at NC State*	ESPNU	L, 65-66
1/11	at #4/4 Duke*	ESPN	L, 78-86
1/13	Boston College*	ACCN	W, 78-60
1/18	at Syracuse*	ACCN	L, 69-77
1/25	at Virginia*	ESPN/2	6:30 pm
1/28	Georgia Tech*	ACCN	9 pm
2/1	at Miami*	ESPN2	8 pm
2/4	at Florida St*	ACCN	7 pm
2/8	Virginia Tech*	The CW	1 pm
2/12	at Boston College*	ESPN2/U	9 pm
2/16	Louisville*	ACCN	8 pm
2/19	SMU*	ACCN	7 pm
2/22	Pitt*	The CW	2:15 pm
2/26	at Clemson*	ACCN	7 pm
3/1	at Wake Forest*	The CW	5:30 pm
3/5	Stanford*	ESPN2/U	9 pm
3/8	Cal*	ESPNU	8 pm
3/11-15	ACC Tournament		

\* - Atlantic Coast Conference game  
# - Players Era Festival (MGM Grand Garden Arena in Las Vegas)  
% - SEC/ACC Challenge  
^ - ACC Tournament (Spectrum Center in Charlotte)

## TEAMS BY THE NUMBERS (2024-25)

NOTRE DAME		VIRGINIA
74.9	Scoring Offense	62.0
71.2	Scoring Defense	63.9
+3.7	Scoring Margin	-1.9
.467	FG%	.434
.439	FG% Defense	.415
.368	3FG%	.366
.319	3FG% Defense	.320
7.9	3FG Made/Game	7.9
.759	FT%	.743
35.6	Rebounds	30.6
+3.5	Rebound Margin	-2.7
12.1	Assists	14.4
10.6	Turnovers	11.2
-0.5	Turnover Margin	-1.4
5.4	Steals	5.3
1.8	Blocks	3.8



2024-25 Notre Dame Men's Basketball  
**TEAM INFORMATION**

**NOTRE DAME ROSTER**

No.	Name	Pos.	Height	Year	Eligibility	Hometown	Previous School
0	Brady Stevens	G	6-4	Fr.	Fr.	Boston, MA	Wellesley
1	Julian Roper II	G	6-4	Sr.	Sr.	Detroit, MI	St. Mary's / Northwestern
2	Logan Imes	G	6-4	So.	So.	Zionsville, IN	Zionsville
3	Markus Burton	G	6-0	So.	So.	Mishawaka, IN	Penn
4	Sir Mohammed	G	6-6	Fr.	Fr.	Charlotte, NC	Myers Park
5	Cole Certa	G	6-5	Fr.	Fr.	Le Roy, IL	IMG Academy
7	Tae Davis	F	6-9	Jr.	Jr.	Indianapolis, IN	Warren Central / Seton Hall
10	JT Kelly	G	6-3	Jr.	Jr.	Ponte Vedra Beach, FL	Ponte Vedra
11	Braeden Shrewsberry	G	6-4	So.	So.	Granger, IN	State College Area
12	Garrett Sundra	F	6-11	Fr.	Fr.	Ashburn, VA	Paul VI Catholic
14	Kebba Njie	F	6-10	Jr.	Jr.	Centerville, OH	La Lumiere / Penn State
15	Thomas Hattan	G	6-2	Jr.	Jr.	San Clemente, CA	San Juan Hills
20	J.R. Konieczny	G	6-7	Sr.	Jr.	South Bend, IN	St. Joseph
21	Burke Chebuhar	F	6-8	Gr.	Gr.	Marietta, GA	The Walker School / Lehigh
22	Thomas Crowe	F	6-7	Sr.	Sr.	Macedonia, OH	Archbishop Hoban
25	Nikita Konstantynovskiy	F	6-10	Gr.	Gr.	Kyiv, Ukraine	Northeastern A&M / Tulsa / Monmouth
41	Matt Allocco	G	6-4	Gr.	Gr.	Hilliard, OH	Hilliard Bradley / Princeton

**COACHING STAFF**

Glenn & Stacey Murphy Men's Basketball Head Coach	Micah Shrewsberry	Hanover '99	2nd Season
Associate Head Coach	Kyle Getter	Hanover '01	2nd Season
Assistant Coach	Mike Farrelly	St. Joseph's '03	2nd Season
Assistant Coach	Ryan Owens	Southern Indiana '00	2nd Season
Tre Whitted	Assistant to the Head Coach	Marshall '07	2nd Season
Grady Eifert	Development & Recruiting Coord.	Purdue '19	2nd Season
Brian Snow	Director of Recruiting	Ohio State '07	2nd Season
Pat Rogers	Director of Ops	Notre Dame '10	7th Season

**PRONUNCIATION**

Kebba Njie	Jai (think hi but with a J)
J.R. Konieczny	Ko-nezz-knee
Logan Imes	Think Dimes without a D
Konstantynovskiy	Con-stan-tee-nov-ski
Matt Allocco	Uh-lock-O
Burke Chebuhar	Cheb-uh-harr
Tae Davis	Tay
Mike Farrelly	Fair-uh-lee

**Team Information**

**CURRENT TEAM**

Conference	Atlantic Coast
Home Arena (Capacity)	Purcell Pavilion (9,149)
Starters Returning/Lost	4/1
Total Returning/Lost	7/4
Newcomers	7

**ND MEN'S BASKETBALL**

First Season	1897
Full Seasons	121
All-Time Record	1971-1121-2 (.635)
NCAA Appearances/Record	37 / 41-42
First/Last NCAA Appearance	1953 / 2022
ACC Member	2013-14 - present
ACC Regular Season	98-115 (.457)
ACC Tournament	12-9 (.571)
ACC Tournament Championships	1 (2015)



# 2024-25 Notre Dame Men's Basketball TEAM RANKINGS & NUMBERS

AP Top 25 Week 12		USA Today Coaches Week 12	
#	Team	#	Team
1.	Auburn	1.	Auburn
2.	Duke	2.	Duke
3.	Iowa St	3.	Alabama
4.	Alabama	4.	Iowa St
5.	Florida	5.	Houston
6.	Tennessee	6.	Florida
7.	Houston	7.	Tennessee
8.	Michigan St	8.	Michigan St
9.	Kentucky	9.	Kentucky
10.	Marquette	10.	Marquette
11.	Purdue	11.	Kansas
12.	Kansas	12.	Purdue
13.	Texas A&M	13.	Texas A&M
14.	Miss St	14.	Miss St
15.	Oregon	15.	Oregon
16.	Ole Miss	16.	Ole Miss
17.	Illinois	17.	Illinois
18.	Wisconsin	18.	UConn
19.	UConn	19.	Wisconsin
20.	St. John's	20.	Michigan
21.	Michigan	21.	St. John's
22.	Missouri	22.	Memphis
23.	West Virginia	23.	West Virginia
24.	Memphis	24.	Missouri
25.	Louisville	25.	Texas Tech

**Others receiving votes:**  
Texas Tech 104, Utah State 38, Vanderbilt 35, Gonzaga 34, Clemson 30, Georgia 30, Arizona 21, Saint Mary's 12, Cincinnati 4, Baylor 4, UC Irvine 3, Creighton 2, Wake Forest 2, Maryland 1, Bradley 1

**Others receiving votes:**  
Gonzaga 43, Louisville 43, Georgia 39, Clemson 28, Utah State 26, Saint Mary's 25, Vanderbilt 16, Oklahoma 16, Maryland 8, Creighton 7, Arizona 6, UC Irvine 2, Baylor 2, UCLA 2

## By the Numbers

**37**

NCAA  
Tournament bids

**1,971**

Total Program Wins

**3rd**

most 1,000-point  
scorers amongst  
all Division I  
programs

**67**

Irish have gone on to play  
in the NBA

<b>1000</b>	Allocco crossed over the point milestone vs. BC on Jan. 13
<b>85.6</b>	percent of scoring returning for ND - most by an ACC team
<b>52.6%</b>	from midrange 2s for Burton - 17.0% above the D1 average
<b>#44</b>	KenPom offensive efficiency rating
<b>39.1%</b>	from deep in ACC play, which ranks 3rd
<b>29</b>	wins away from 2,000 all-time in program history
<b>21.8</b>	ppg for Burton in the month of January - ranks 3rd amongst ACC players, behind Flagg & Sallis
<b>17.3</b>	ppg in ACC play for Tae Davis
<b>14.9</b>	ppg - a career best for Braeden Shrewsberry
<b>13</b>	straight games in double figures for Tae
<b>11</b>	points at #4 Duke - Sir Mohammed with his first career game in double figures
<b>Top-5</b>	recruiting class ranking for Coach Shrews. Highest for ND in modern era
<b>3.86</b>	A/TO Ratio for Allocco - ranks 6th nationally, 1st in ACC
<b>3.1</b>	threes/game in ACC play for Braeden - ranks 2nd
<b>3</b>	straight games with 20+ points for Burton
<b>3.0</b>	O-Reb/game in ACC play for Kebba - ranks 2nd
<b>1st</b>	Burton looking to become the first Irish player to average 20.0 points and 3.0 assists in a season
<b>1st</b>	looking for first ever win in Charlottesville (0-9 all-time)

## National Rankings

2024-25 Notre Dame Team Rankings					
Statistic	Nat'l Rank	Conf Rank	Value	Nat'l Leader	Value
3PT FG%	54	4	.368	Howard	.417
Turnovers/Game	48	5	10.6	Purdue FW	8.9
FT%	52	6	.759	Wisconsin	.855

2024-25 Notre Dame Player Rankings					
Statistic	Player	Nat'l Rank	Conf Rank	Value	
A/TO Ratio	Matt Allocco	6	1	3.86	
FT Attempts	Tae Davis	43	2	115	
FT Made	Tae Davis	36	5	89	
3PT Attempts	Braeden Shrewsberry	49	2	135	
3PT Made	Braeden Shrewsberry	70	2	50	
3PT/Game	Braeden Shrewsberry	72	2	2.78	



# 2024-25 Notre Dame Men's Basketball

## NOTRE DAME IN THE ACC

### ACC Standings

Predicted Order	Standings (1/23/24)
1. Duke	Duke (8-0)
2. North Carolina	Clemson (8-1)
3. Wake Forest	Louisville (8-1)
4. Clemson	Wake Forest (7-1)
5. Virginia	SMU (5-3)
6. Miami	Stanford (5-3)
7. Pitt	UNC (5-3)
8. NC State	FSU (4-4)
9. Louisville	Pitt (3-4)
10. Notre Dame	Syracuse (3-5)
11. Syracuse	Virginia Tech (3-5)
12. Georgia Tech	Cal (3-5)
13. SMU	Georgia Tech (3-6)
14. Virginia Tech	Notre Dame (2-5)
15. Florida St	NC State (2-5)
16. Cal	Virginia (2-6)
17. Stanford	Boston College (1-7)
18. Boston College	Miami (0-8)

### 2024-25 PRESEASON ACC AWARDS

First Team	Second Team
RJ Davis, UNC	Ian Schieffelin, CLEM
Hunter Sallis, WF	Chase Hunter, CLEM
Cooper Flagg, DUKE	Jamir Watkins, FSU
<b>Markus Burton, ND</b>	Baye Ndongo, GT
Nijel Pack, MIAMI	Ishmael Leggett, PITT
Player of the Year	Rookie of the Year
RJ Davis, UNC	Cooper Flagg, DUKE

### ACC Stat Rankings

2024-25 Team ACC Rankings		
Team Stats	ACC Games	All Games
Scoring Offense	72.4 (8)	74.9 (13)
Scoring Defense	73.3 (9)	71.2 (9)
Scoring Margin	-0.9 (9)	+3.7 (11)
FT Percentage	.757 (11)	.759 (6)
FG Percentage	.450 (9)	.467 (7)
FG Pct. Defense	.486 (15)	.439 (11)
3-FG Percentage	<b>.391 (3)</b>	.368 (4)
3-FG Pct. Defense	.347 (7)	.319 (5)
Rebounding Offense	32.6 (10)	35.6 (8)
Rebounding Defense	30.1 (2)	32.1 (4)
Rebounding Margin	+2.4 (4)	+3.5 (4)
Blocked Shots	1.6 (17)	1.8 (17)
Assists	10.0 (17)	12.1 (15)
Steals	6.3 (6)	5.4 (14)
Turnover Margin	-0.3 (10)	-0.5 (11)
Assist/TO Ratio	0.9 (16)	1.1 (13)
Offensive Rebounds	10.9 (3)	10.0 (12)
Defensive Rebounds	21.7 (13)	25.6 (7)
3-FG Made	7.7 (7)	7.9 (7)

### 2024-25 Individual ACC Rankings

Indiv. Leaders	Stat	ACC	All
<b>Burton</b>	Scoring		
	Assists		
<b>Davis</b>	Scoring	17.3 (12)	16.4 (10)
	FG%	.483 (10)	.503 (4)
<b>Allocco</b>	A/TO		3.86 (1)
	Steals	1.4 (10)	
<b>Shrewsberry</b>	3PT/Game	3.1 (2)	2.8 (2)
	3PT%	.440 (3)	.370 (4)
<b>Njie</b>	O-Reb	3.0 (2)	2.4 (13)

### 24-25 ACC Player of the Week

Nov. 11	Jamir Watkins, FSU / Nijel Pack, Miami
Nov. 18	Maxime Raynaud, Stanford
Nov. 25	Cooper Flagg, Duke
Dec. 2	Chucky Hepburn, Louisville
Dec. 9	Ian Schieffelin, Clemson
Dec. 16	Matt Cross, SMU
Dec. 23	Reyne Smith, UL / Maxime Raynaud, Stanford
Dec. 30	Donald Hand Jr., BC
Jan. 6	Cooper Flagg, Duke
Jan. 13	Cooper Flagg, Duke
Jan. 20	Hunter Sallis, Wake Forest

### 24-25 ACC Rookie of the Week

Nov. 11	Kon Knueppel, Duke
Nov. 18	Cooper Flagg, Duke
Nov. 25	Cooper Flagg, Duke
Dec. 2	Jeremiah Wilkinson, Cal/Donnie Fremman, SU
Dec. 9	Cooper Flagg, Duke
Dec. 16	Brandin Cummings, Pitt
Dec. 23	Cooper Flagg, Duke
Dec. 30	Ian Jackson, UNC
Jan. 6	Cooper Flagg, Duke
Jan. 13	Cooper Flagg, Duke
Jan. 20	Cooper Flagg, Duke



# LINEUPS AND STATISTICAL RANKINGS

## Starting Lineups By Game

<b>11.6 STONEHILL</b> Burton Shrewsberry Allocco Davis Njie	<b>12.11 DARTMOUTH</b> Roper Shrewsberry Allocco Davis Njie	<b>2.1 MIAMI</b> - - - - -
<b>11.11 BUFFALO</b> Burton Shrewsberry Allocco Davis Njie	<b>12.22 LE MOYNE</b> Roper Shrewsberry Allocco Davis Njie	<b>2.4 FLORIDA ST</b> - - - - -
<b>11.16 GEORGETOWN</b> Burton Shrewsberry Allocco Davis Njie	<b>12.31 GEORGIA TECH</b> Roper Shrewsberry Allocco Davis Njie	<b>2.8 VIRGINIA TECH</b> - - - - -
<b>11.19 NORTH DAKOTA</b> Burton Shrewsberry Allocco Davis Njie	<b>1.4 NORTH CAROLINA</b> Roper Shrewsberry Allocco Davis Njie	<b>2.12 BOSTON COLLEGE</b> - - - - -
<b>11.22 ELON</b> Burton Shrewsberry Allocco Davis Njie	<b>1.8 NC STATE</b> Burton Shrewsberry Allocco Davis Njie	<b>2.16 LOUISVILLE</b> - - - - -
<b>11.26 RUTGERS</b> Burton Shrewsberry Allocco Davis Njie	<b>1.11 DUKE</b> Burton Shrewsberry Allocco Davis Njie	<b>2.19 SMU</b> - - - - -
<b>11.28 HOUSTON</b> Imes Shrewsberry Allocco Davis Njie	<b>1.13 BOSTON COLLEGE</b> Burton Shrewsberry Allocco Davis Njie	<b>2.22 PITT</b> - - - - -
<b>11.30 CREIGHTON</b> Imes Shrewsberry Allocco Davis Njie	<b>1.18 SYRACUSE</b> Burton Shrewsberry Allocco Davis Njie	<b>2.26 CLEMSON</b> - - - - -
<b>12.3 GEORGIA</b> Roper Shrewsberry Allocco Davis Njie	<b>1.25 VIRGINIA</b> - - - - -	<b>3.1 WAKE FOREST</b> - - - - -
<b>12.7 SYRACUSE</b> Roper Shrewsberry Allocco Davis Njie	<b>1.28 GEORGIA TECH</b> - - - - -	<b>3.5 STANFORD</b> - - - - -

## Starting Lineup by Player

Player	Games Started	
	This Season	Career
Matt Allocco	18	82
Kebba Njie	18	71
Tae Davis	18	51
Braeden Shrewsberry	18	33
Markus Burton	10	43
Julian Roper II	6	33
Logan Imes	2	5
J.R. Koniczny		19
Nikita Konstantynovskyi		41
Burke Chebuhar		22

Record When Starting		
Player	2024-25	Irish Career
Davis	8-10	21-28
Njie	8-10	18-27
Shrewsberry	8-10	15-18
Allocco	8-10	8-10
Burton	5-5	18-25
Roper II	3-3	7-11
Imes	0-2	0-5
Koniczny		6-13



## 2024-25 Notre Dame Men's Basketball

# NOTRE DAME'S RECORD WHEN

### DAY OF THE WEEK

Sunday	1-0
Monday	2-0
Tuesday	1-3
Wednesday	2-2
Thursday	
Friday	0-1
Saturday	2-4

### TIME OF GAME

Day Games (before 6pm local time)	2-5
Night Games (6pm or later local time)	6-5

### LOCATION

Home Games	7-2
Road Games	1-5
Neutral Site	0-3

### HALFTIME SCORE

Leading at the half	7-4
Tied at the half	
Trailing at the half	1-6

### INDIVIDUAL SCORING

Two or fewer double-figure scorers	1-3
Three double-figure scorers	5-2
Four double-figure scorers	2-4
Five or more double-figure scorers	0-1

### REBOUNDING MARGIN

More rebounds than opponent	7-6
Same number of rebounds	
Fewer rebounds than opponent	1-4

### FIELD GOAL SHOOTING

Shot higher percentage than opponent	7-2
Shot same percentage as opponent	
Shot lower percentage than opponent	1-8
Shot 45% or better	7-3
Shot less than 45%	1-7
Hold opponent under 40%	4-0

### FREE-THROW MARGIN

Make more free-throws than opponent	6-3
Make same number of free-throws	1-0
Make fewer free-throws than opponent	1-7

### TURNOVERS

Commit fewer turnovers	5-3
Commit same number of turnovers	0-1
Commit more turnovers	3-6
Single-digit turnovers	2-3

### UNIFORM COMBINATIONS

White jerseys with gold	1-2
White jerseys with navy	5-2
Navy jerseys	1-5
Green jerseys	1-1

### MISCELLANEOUS

vs top-25	0-3
vs top-10	0-2
When ranked higher	
When ranked lower	
Both ranked	
Both unranked	8-7
In overtime games	0-1

### MARGIN OF VICTORY

1-5 points	1-4
6-10 points	1-3
11-15 points	1-2
16-20 points	2-0
21+ points	3-1

### MONTH

November	4-4
December	3-2
January	1-4
February	
March	

### Largest Halftime Lead

19 | Le Moyne (49-30), 12/22/24

### Largest Halftime Deficit

19 | at Georgia Tech (24-43), 12/31/24

### Largest Lead

31 | Le Moyne (10:05, 2H), 12/22/24

### Largest Deficit

21 | at Georgia (0:08, 2H), 12/3/24

### Largest Deficit Overcome to Win

7 | Buffalo (2:23, 1H), 11/11/24

### Largest Lead Given Out in Loss

10, 2x | at NC State (1:13, 1H), 1/8/25  
Rutgers (6:08, 1H), 11/26/24

### Most Consecutive Points

17 | Buffalo (11/11/24)

### Most Consecutive Points (Opponent)

13 | at Georgia (12/3/24)

### Lowest Scoring Half

22 | at Georgia, 1H (12/3/24)

### Highest Scoring Half

51 | at Georgia Tech, 2H (12/31/24)





## 2024-25 Notre Dame Men's Basketball

# LEADING THE IRISH

### LEADING SCORERS

Davis	7
Burton	7
Shrewsberry	5
Allocco	2

### LEADING REBOUNDERS

Njie	7
Davis	6
Burton	3
Allocco	2
Konstantynovskyi	1
Sundra	1
Shrewsberry	1

### LEADERS IN ASSISTS

Allocco	7
Davis	6
Burton	6
Shrewsberry	1
Roper II	1

### LEADERS IN DOUBLE-FIGURE POINTS

Player	2024-25	Career
Braeden Shrewsberry	15	32
Tae Davis	15	32
Markus Burton	10	40
Matt Allocco	9	52
Kebba Njie	3	7
JR Konieczny	2	13
Burke Chebuar	1	11
Sir Mohammed	1	1
Garrett Sundra	1	1
Logan Imes	1	1
Julian Roper II		7

### LEADERS IN DOUBLE-FIGURE REBOUNDS

Player	2024-25	Career
Njie	2	5
Davis	1	4
Allocco	1	2
Konieczny		4
Roper II		1

### 5-5-5 GAMES (AKA "STAT SHEET STUFFERS")

Player	2024-25	Career
Allocco	2	5
Burton	1	6
Davis	1	2

### DOUBLE-DOUBLES

Player	2024-25	Career
Davis	1	4
Allocco	1	2
Njie	1	1
Konieczny		4

### RUNS OF 10 OR BETTER

Opponents	4
Notre Dame	10

### POINTS OFF TURNOVERS

	Total	Average
Notre Dame	187	10.3
Opponents	225	12.5

### POINTS IN THE PAINT

	Total	Average
Notre Dame	584	32.4
Opponents	520	28.9

### SECOND CHANCE POINTS

	Total	Average
Notre Dame	185	10.3
Opponents	160	8.9

### FAST BREAK POINTS

	Total	Average
Notre Dame	104	5.8
Opponents	146	8.1

### BENCH SCORING

	Total	Average
Notre Dame	263	14.6
Opponents	360	20.0



# NOTRE DAME SPECIALTY STATS

## SEASON POINT TOTALS [ND/OPP]

Date	Opponent	Off TO	Paint	2nd Ch	FBreak	Bench
11/6	Stonehill	8/14	32/8	12/8	12/10	25/17
11/11	Buffalo	13/13	46/34	5/8	14/12	8/25
11/16	at Georgetown	5/16	36/22	15/21	8/7	21/19
11/19	North Dakota	17/10	46/24	6/14	12/0	23/8
11/22	Elon	11/8	24/38	11/10	12/6	11/23
11/26	vs. Rutgers	4/20	28/34	14/6	0/7	23/29
11/28	vs. Houston	4/11	22/24	7/13	0/0	0/19
11/30	vs. Creighton	17/8	36/34	4/4	2/7	21/21
12/3	at Georgia	5/13	26/38	10/15	4/6	10/23
12/7	Syracuse	9/19	28/240	6/3	2/5	15/25
12/11	Dartmouth	16/4	46/32	0/6	4/14	10/27
12/22	Le Moyne	15/10	38/26	21/5	5/3	28/10
12/31	at Georgia Tech	4/17	36/38	15/13	3/12	15/44
1/4	North Carolina	10/16	24/32	7/2	13/10	26/13
1/8	at NC State	5/9	28/24	8/4	2/15	2/12
1/11	at Duke	6/16	16/26	13/10	2/13	17/5
1/13	Boston College	25/11	40/18	25/6	0/5	8/16
1/18	at Syracuse	13/10	32/28	6/12	9/14	0/24
1/25	at Virginia					
1/28	Georgia Tech					
2/1	at Miami					
2/4	at Florida St					
2/8	Virginia Tech					
2/12	at Boston College					
2/16	Louisville					
2/19	SMU					
2/22	Pitt					
2/26	at Clemson					
3/1	at Wake Forest					
3/5	Stanford					
3/8	Cal					
3/11	ACC Tournament					





COLLEGE PLAYER OF THE YEAR

# KWANTOCH STRIKES

*Markus #3*

MARKUS  
BURTON

NAISMITH  
TROPHY





**A WAY TO CORRECT THE NARRATIVE**

Last time out, Notre Dame built a 17-point first-half lead at Syracuse but ultimately got outscored 44-27 in the second half to lose 69-77. Thus, the Irish are still searching to correct two narratives:

- 1) that they can get over the hump in all these close games and execute down the stretch - 1 point loss to UNC, 1 point to NC State, eight at #4 Duke, 8 at Syracuse.
- 2) get that elusive first ACC road win.

It's almost fate that up next for the Irish is a road game at Virginia. Why? Because this program has never won inside JPJ Arena - the Irish are 0-9 there all-time. So if you want to correct a narrative - there's no better time nor place.

Last season, the Irish and Cavaliers split, each winning on their home court. Coach Shrewsberry and company recorded a dominant 76-54 victory over Virginia inside Purcell Pavilion, as the 76 points were the most scored by Notre Dame all-time in the series. The Irish also handed Virginia its biggest loss to an ACC opponent since 2017.

Markus Burton averaged 16.0 points in two games against UVA last season, shooting a highly proficient 60.0 percent from the field (12-20).

Saturday will mark the 23rd all-time meeting between the two programs with the Irish trailing, 4-18.

**BURTON IS BACK**

After 39 days away rehabbing his knee injury, Burton has returned and amplified the ND offense. Before Vegas, Burton was

the only player in the country averaging 20+ points, 5+ assists, and 5+ rebounds.

If you discount the Rutgers game since Burton got injured in the first four minutes, the sophomore has recorded 20+ points in six of his last seven games.

Burton is averaging 21.8 ppg since his return on Jan. 4. When you look at January-only scoring averages amongst ACC players, Burton only trails Cooper Flagg and Hunter Sallis.

Last game out, Burton dropped a first-half career high 22 points, before finishing the Syracuse game with 28. Prior, Burton netted 20 points with a season high four steals against BC and dropped 23 points at #4 Duke in which he tied his career high in made three-pointers with four.

Even despite that 2-point Rutgers game dragging down his scoring average, he is still averaging 19.8 ppg on the year.

**CHASING ACHIEVEMENTS**

Markus Burton is currently riding three straight games with 20+ points and if he gets to five, he'll be the first Irish player to achieve said feat since Ben Hansbrough in February of 2011.

Looking bigger picture now ... Burton is currently averaging 19.8 ppg and 3.3 apg. If he finishes the season at 20.0+ ppg and 3.0+ apg, he'll **become the first Irish player ever to do so**. When we broaden the scope, he would become just the 15th ACC player to do so since 1996.

However, Burton isn't the only one who can cement their name in the Irish record books this season. Grad transfer Matt Allocco **owns a 3.86 assist-to-turnover ratio which ranks sixth**

**in the nation and first in the ACC.** The highest A/TO ratio in program history for a season was 3.16 by Martin Inglesby back in 2000-01.

**FAITH OVER DOUBT**

Coach Shrews had it written on the team board both after the close Duke loss and again after the BC win just a few days later. Have faith in this team and don't let the doubt creep in after tough losses that should have been wins.

That faith and belief got the Irish back in the win column with a decisive 78-60 victory over Boston College.

Tae Davis led the Irish in scoring for the seventh time this season, pouring in 26 points, which was one shy of his career high. Another MVP was Julian Roper II who led the team in +/- with +26.

The Irish tied their season high in offensive boards (17) and recorded a season best in second-chance points (25). Defensively, the Irish achieved a season high in steals with 13.

**THE TAE-KOVER**

Tae Davis has emerged as one of the top talents in the ACC and should be a candidate for Most Improved. His dunk in the win over BC on Jan. 13 even got several NBA scouts to notice (check it out @NDMBB on social).

Tae is averaging a career best 16.4 ppg, up from last year's 9.2 ppg. The Indy native is also shooting a career best 50.3 percent, up from last year's 48.4. In ACC play, Tae's scoring average is slightly higher at 17.3 ppg.

Tae is ultimately riding a career best 13 straight games in double figures. Where is he getting it done at? Well, the junior has



## 2024-25 Notre Dame Men's Basketball ARTICLES & STORIES

been highly proficient around the rim where he's 66-of-97 (.680).

He's also improved from the free-throw line over the course of the season. He's 19 for his last 22, raising his FT% to a career best 77.4 percent.

Tae is averaging 6.5 FD/40 which ranks 46th nationally according to KenPom. Tae ranks second in the league in FT attempts and fifth in makes.

### EVOLVING

When Burton was recovering, other Irish had to step up and evolve and we saw it unfold. We've already mentioned how Tae Davis is posting career numbers, but so is Braeden Shrewsberry.

The sophomore guard is averaging 14.9 ppg, up from last year's 10.2. He's shooting 43.2 percent, which is up from last year's 39.8.

He's connecting on 2.8 threes per game this season, with a .379 clip from beyond the arc. Shrewsberry's sweet spot has been the corner three where he's 14-31 (.452), which is 9.8 percent above the D1 average. Shrewsberry boasts higher three ball numbers in ACC play where he ranks third in 3pt FG% (.440) and second in in threes/game (3.1).

However, it's important to point out that he's added to his overall arsenal with a dangerous floater that keeps defenders guessing. He's shooting 50.0 percent from midrange twos and he's 13-16 around the rim. Thus, he's 54.1 percent overall from two-point range.

### VET LEADER

When Coach Shrews added grad transfer Matt Allocco to the roster he got two things - a talented guard with NCAA Tournament experience and a leader by every definition of the word. Coach Shrews hoped that his young core of players would pick up those characteristics and then be leaders to the next group coming in.

This season, Allocco is averaging 10.2 ppg on 46.9 percent shooting. He's draining a career best 47.1 percent from three.

As previously mentioned, Allocco is also on pace for the highest A/TO ratio in program history. His 3.86 A/TO ratio ranks sixth nationally and leads all ACC players.

Allocco also leads the team in defensive rebounds per game at 4.2 and leads in +/- at +82 on the year. Lastly, the Ohio native is averaging 1.4 steals in ACC play which ranks 10th.

### NOTRE NOTABLES

- With 13 points in the win over BC on Jan. 13, Matt Allocco officially crossed over the 1,000 career point milestone. He currently sits at 1,019.
- Allocco boasts a true shooting percentage of 71.2 over the last five games, which according to CBB Analytics ranks in the 99th percentile.
- Njie, who recorded his first career double-double against NC State on Jan. 8, posted 11 points against BC on Jan. 13. Thus, he's been in double figures twice over the last four games. He entered the season with four career games in double figures.
- Njie is averaging 3.0 offensive rebounds/game in ACC play, which ranks 2nd in the league.
- Burton is shooting 52.6 percent from the midrange, which is 17.0 percent above the D1 average.
- Yes Sir! - The freshman guard impressed at #4 Duke, recording his first double-digit scoring performance with 11 points on 4-7 shooting, plus 2-4 from three.
- Notre Dame is shooting 39.1 percent from three in ACC play - which ranks third.
- Notre Dame continues to rise its KenPom Offense Adj. Efficiency. Over the last several games, it has risen from 56th to 44th.

### TAKING THE POSITIVES WITH THE NEGATIVES

A terrible sense of deja vu. First, it was North Carolina on Jan. 4. The Irish fought hard and erased a 12-point deficit to claim a three-point lead with under 20 seconds to go. That's when Elliott Cadeau converted a four-point play to give UNC the eventual 74-73 win. The returning Markus Burton drove the length of the court with four seconds left but couldn't convert a very tough contested driving layup.

The positive is that the Irish were finally back to full strength and what a gutsy return it was for Burton. Playing in his first game back since injuring his knee against Rutgers on Nov. 26, the All-ACC guard registered 23 points in 23 minutes.

Then four days later it happened again. The Irish were up four with two minutes left but NC State rallied to take a 66-65 lead. With 10 seconds left the ball was put in Burton's hand but he was double-teamed and was forced to take a tough step-back jumper.

The positive here - all five starters finished in double figures for the first time in the Shrewsberry era. Junior forward Kebba Njie was the highlight with his first career double-double. Njie posted 10 points behind 5-8 shooting, plus a career-high tying 11 rebounds. Tae Davis tallied a career high six assists to go with his 14 points.

On Jan. 11, the Irish then competed at #4 Duke. Despite Cooper Flagg dropping 42 points, the Irish fought hard the whole way. They erased an 18-point deficit and made it a four-point game late with under a minute remaining with a 15-1 scoring run.

### PLAYERS ERA RECAP

The reigning ACC Rookie of the Year Markus Burton was averaging just over 21 ppg heading into Vegas for the Players Era Festival. Burton then got hurt in the first four minutes of the Rutgers game and will be out of competition on a week-to-week basis. Not to mention Sir Mohammed, Notre Dame's primary guard off the bench, was already out recovering from his respective knee injury.

And despite losing their top scorer and primary ball handler, all three games in Vegas were there for the taking.

1. Matt Allocco put the team on his back against Rutgers and had a 'March worthy' performance. He forced overtime with a last-second three in regulation. Then in OT, he converted three triples in under 30 seconds to force a tie with under 15 seconds left. He ended up with a 24-point, 10-rebound double-double with 5 assists. He was 6-for-9 from three.

2. Versus #6/7 Houston, the Irish recorded a 7-0 run in the second half to pull within one at 44-45. Unfortunately, ND only scored 10 points in the final 13 minutes as Houston pulled away to win 65-54. Tae Davis led the Irish in scoring with 22 points on 9-of-15 shooting. It marked his second 20+ point performance of the season. He also tallied a team-high eight rebounds and a team-high four assists.

3. #21/19 Creighton was very similar. The Irish



## 2024-25 Notre Dame Men's Basketball ARTICLES & STORIES

ultimately erased a 17-point deficit to take a lead 53-52 lead with 10:19 remaining. Yet, Creighton countered with four triples over the next four minutes and that ended up being the difference maker. Tae Davis and Braeden Shrewsberry led the Irish with 17 points each.

### SHREWSBERRY SIGNS HIGHEST-RATED ND RECRUITING CLASS IN THE MODERN ERA

When Micah Shrewsberry became the Glenn & Stacey Murphy Notre Dame Men's Basketball Head Coach he told fans to jump on now because the train was taking off. Said recruiting train built massive momentum that ultimately materialized in Notre Dame's highest-rated recruiting class in the modern era.

Tommy Ahneman, Ryder Frost, Jalen Haralson and Brady Koehler all signed their Athletic Aid Agreement on Wednesday and officially became Irish. The class is ranked fourth in the nation by 247Sports, fifth by ESPN, fifth by Rivals and sixth by ON3. It's also the top-rated class in the state of Indiana; second overall in the ACC.

"We are very proud of the four who signed with us this morning. They are all tremendous young men and fantastic basketball players who will represent Notre Dame on and off the court at a high level. When we as a staff began focusing on this class, we had a clear vision for what we wanted. We were looking to improve our skill level, size, and athleticism, and we were able to land four of our top priority recruits, in what can only be described as an elite recruiting class." - Coach Shrews

### PRESEASON ACCOLADES FOR BURTON

Point guard Markus Burton looks to continue his ascent in collegiate basketball for his sophomore season. He went from winning Mr. Indiana Basketball as a high school senior to stepping on his home court in Purcell Pavilion and making an immediate impact with the Irish. He won the 2024 ACC Freshman of the Year Award (the first ND player to do so) and also took home Third Team All-ACC honors.

Before the 2024-25 season has officially gotten underway, Burton has collected more awards/recognition. First, the ACC named him a Preseason First Team selection.

**Burton's 17.5 ppg is the third highest**

### returning scoring average in the ACC behind North Carolina's RJ Davis (21.2) and Wake Forest's Hunter Sallis (18.0 ppg).

Next, it was the Naismith Starting 5 - Bob Cousy Point Guard of the Year Top 20 Preseason Watch List. This prestigious award honors the best point guards in men's college basketball and is presented by the Basketball Hall of Fame. Burton is the first Irish point guard to be named to the Bob Cousy Top-20 Preseason Watch List since Matt Farrell (2017-18 Watch List).

Shortly after, ESPN.com announced its top-100 players ahead of the 2024-25 season. Burton landed at No. 40. They stated: "(Burton) averaged 17.5 PPG as a freshman, finishing with 20 points or more in 11 games. If he can become a consistent threat from the 3-point line (30%), the All-ACC third team pick could mature into one of the expanded conference's best players."

Last but not least, the Naismith Trophy added Burton to their College Player of the Year Watch List. A total of 50 players were named to the preseason list.

### FROM LEAST TO MOST

When Coach Shrewsberry took over the Notre Dame job, he had to start at the ground-level. In fact, Notre Dame only returned 35 points at this point last year, which equated to 1.6% of scoring returning. That number ranked in the bottom five of Division-I schools. However, this year is quite a different story.

The Irish return the most scoring in the ACC by a landslide. With a solid young core of seven returnees (Markus Burton, Braeden Shrewsberry, Tae Davis, Julian Roper II, J.R. Konieczny, Kebba Njie, Logan Imes), Notre Dame returns 85.6 percent of its scoring. The next highest is Wake Forest at 59.8 percent.

In addition, the Irish return the third highest percentage of minutes in the country at 83.9 percent. Navy (91.3) and Wofford (84.3) hold the top two spots.

### IRISH GO 3-0 IN SPAIN

Every four years at Notre Dame the program is allowed to go on a Foreign Tour. That time had come for the Irish men's hoops squad, as they went on a 10-day trip to Spain. They made stops in Madrid, Valencia and Barcelona and played a game

in each city vs. a semi-pro all-star squad. Notre Dame went 3-0 on the trip and here are some highlights:

- Burton recorded 58 points, 12 assists, 11 steals and 17 rebounds in three games
- Sundra - 18 points, 24 rebounds
- Davis - 20 points, 20 rebounds
- Shrewsberry - 32 points with eight made triples
- Njie - 24 points, 21 rebounds

### ACC ROOKIE OF THE YEAR RETURNS FOR MORE

The 2024 ACC Rookie of the Year Markus Burton has trained hard this summer to make year two even better. Last spring, Burton brought home the program's first ACC Rookie of the Year award and third ever Rookie of the Year award of any conference, joining Chris Thomas (2002) and Troy Murphy (1999) - who each won it in the Big East.

Below is a short recap of Burton's stellar and historic rookie campaign:

- His 17.5 ppg led all ACC freshmen
- He ranked 3rd nationally amongst DI freshmen in scoring
- His 577 points set a new ND freshman scoring record, surpassing the previous holder Troy Murphy and his 519 points (1998-99).
- Burton's 17.5 ppg ranked 3rd all-time for a freshman behind Troy Murphy (19.2) and Adrian Dantley (18.3)
- His 63 steals tied Jerian Grant for third most in a single season
- ACC play only rankings: 17.5 points (6th), 2.2 steals (1st), 4.8 assists (3rd).
- Dished out 95 assists in ACC play - ranked as the 4th most by an ND player
- Produced two games with 15+ point, 5+ assists, 5+ steals. Since 1996, only one other Irish player (Chris Thomas) had produced two games in the same regular season with at least 15-5-5.
- Burton averaged the 2nd most points in the ACC from Feb. 24 on aka to the end of the season, averaging 22.1 ppg in that span (over five games). Burton produced a whopping 6 20+ point games in that span, with one of 30+.
- Four-time ACC Rookie of the Week - set a new ND record.

### BEST YOUNG BACKCOURT IN THE ACC

Freshman guards Markus Burton and Braeden Shrewsberry showed no fear in the first year in the ACC. Burton averaged 17.5



## 2024-25 Notre Dame Men's Basketball

points both on the season and in league play, while Shrewsberry was the lone other Irish to finish in double figures, averaging 10.2 points on the year and 11.3 points in ACC play.

With that said, Burton and Shrewsberry became the 9th ACC freshmen duo in league history to rank No. 1 and No. 2 for their team in scoring, proving the future is bright in South Bend.

**There is only one scoring duo in the ACC that returns a higher combined number than Burton's and Shrewsberry's 27.7 ppg and that's Wake Forest's Hunter Sallis and Cameron Hildreth.** That duo return a combined 31.8 ppg.

### NON-STOP SUMMER FOR SHREWS

There was no time off or time wasted for Coach Shrewsberry this summer. We've already broached his recruiting efforts, but he also found time to serve as an assistant coach on the U.S. U18 squad during their gold medal run at the 2024 FIBA U18 Americup. The U18 USA squad spent the first week in June competing in Buenos Aires, ultimately downing Brazil to take the top seed in Group B. The U.S. then cruised past Canada in the semifinals to soar right into the gold-medal game where they defeated Argentina 110-70.

A day after landing back in the States, Coach Shrews hopped on a plane to Boston to catch game five of the NBA Finals. Coach got to celebrate with his former players and staff in the locker room afterwards and has the championship goggles hanging in his office. You can find a video on the NDMBB social accounts of Coach Shrews congratulating his former protegee and NBA Finals MVP Jalen Brown.

### SHREWSBERRY/STEVENS CONNECTION

Celebrating Boston's NBA Title is a great segue into the long-standing friendship between the Shrewsberry and Stevens family.

The connection with Brad Stevens and Micah Shrewsberry dates back to their days at Butler. Then again for six years together with the Boston Celtics. Braeden Shrewsberry states he's been friends with Brady Stevens (Brad's son and now freshman walk-on on the team) for as long as he can

remember. Braeden also claimed to be Notre Dame's top recruiter when Brady was deciding on a college.

### DEFENSE / NEVER GIVE UP

The year one Coach Shrewsberry stamp on the program was the squad's defensive intensity and never give up attitude. 20 ACC games and 14 different ACC opponents - all but three (Virginia Tech on March 9, UNC on March 5 & Syracuse on Feb. 24) were held under their season average, with Miami, Duke and Louisville each held to season low point totals.

Of the 20 ACC matchups only 6 opponents reached the 70-point park against the Irish defense.

Notre Dame's scoring defense of 67.2 finished with a national ranking of 49th, plus 3rd in the ACC. According to KenPom, Notre Dame's defensive efficiency ranked 39th.

In ACC play, Notre Dame ranked 2nd in scoring defense (66.4) and 2nd in field goal percentage defense (.417).

### COACH SHREWS CULTURE TAKES SHAPE

Coach Shrewsberry achieved two of his priorities in the 2023-24 season: establish the right culture at Notre Dame and have the team playing its best basketball at the end of the year.

The 13 ACC losses certainly don't reflect how close Notre Dame really was in almost every league game. Case in point, Notre Dame recorded an early ACC stretch in which they had been in eight straight tight battles, with the average margin of defeat of 7.5. To sum it up, Notre Dame played in 18 games in which the margin of victory was 10 points or less and went 8-10 in those instances. Diving deeper, the Irish were 4-5 in games decided by five points or less.

There were two moments during the season which could have broken the Irish, but instead they learned from it and grew. The first instance was a 20-point loss to Citadel. The Irish then rebounded with an emphatic 76-54 win over Virginia. What Shrews' crew accomplished had never been done by an Irish team against Virginia .. ever. It was the largest margin of victory against the Cavaliers in the all-time series. In addition,

the 76 points were the most scored by an Irish squad against the Cavaliers in regulation in program history. Furthermore, right after the Virginia contest, the Irish almost pulled off the upset to two teams who made the Elite Eight in NC State and Duke.

The second instance was the seven-game losing streak. They rallied together and won five of their next six, which included the final four at home:

- W, 74-66, vs. Virginia Tech
- W, 58-55, vs. Georgia Tech
- W, 72-50, at Louisville
- L, 85-88, at Syracuse
- W, 70-65, vs. Wake Forest
- W, 69-62, vs. Clemson

Here's a stat to conclude it all - when the first NET rankings came on Dec. 4, the Irish were 238. On March 10, the Irish were up to 126.

### IN-STATE TALENT

The Irish boast 5 players from the state of Indiana on the 2024-25 roster. That marks the most in-state talent since the 2015-16 Notre Dame squad, who also had five.

The Indiana ties go even further. Coach Shrewsberry grew up right outside of Indianapolis and has coaches all over the state. Kebba Njie played high school ball in Indiana at La Lumiere. Julian Roper II played in AAU ball in Indy. Brady Stevens spent some time here as a kid when his dad coached at Butler. Plus, Development & Recruiting Coordinator Grady Eifert played at Purdue.



# 2024-25 Notre Dame Men's Basketball

## GAME BY GAME COMPARISON



### 2024-25 Notre Dame Men's Basketball Team Game-by-Game All games

Page 1/1  
as of Jan 18, 2025

Opponent	Date	Score	Total		3-Pointers		Free throws		Rebounds				PF	A	TO	BLK	STL	PTS	AVG	
			FG-FGA	PCT	3FG-3FGA	PCT	FT-FTA	PCT	OFF	DEF	TOT	AVG								
Stonehill	11/06/2024	89-60	W	31-61	.508	11-23	.478	16-22	.727	17	33	50	50.0	16	14	14	1	5	89	89.0
Buffalo	11/11/2024	86-77	W	30-59	.508	5-20	.250	21-27	.778	5	36	41	45.5	13	16	10	5	6	86	87.5
at Georgetown	11/16/2024	84-63	W	32-54	.593	9-21	.429	11-12	.917	8	34	42	44.3	17	20	12	2	3	84	86.3
North Dakota	11/19/2024	75-58	W	32-62	.516	3-17	.176	8-10	.800	7	29	36	42.3	11	12	7	3	9	75	83.5
Elon	11/22/2024	77-84	L	29-61	.475	12-29	.414	7-9	.778	7	17	24	38.6	19	15	6	2	7	77	82.2
vs Rutgers	11/26/2024	84-85	Lot	29-66	.439	14-33	.424	12-15	.800	14	27	41	39.0	24	12	14	1	2	84	82.5
vs Houston	11/27/2024	54-65	L	19-49	.388	7-21	.333	9-14	.643	7	27	34	38.3	12	12	12	0	1	54	78.4
vs Creighton	11/30/2024	76-80	L	28-65	.431	9-23	.391	11-15	.733	12	25	37	38.1	15	14	9	3	6	76	78.1
at Georgia	12/03/2024	48-69	L	19-52	.365	4-19	.211	6-9	.667	7	20	27	36.9	11	5	10	1	3	48	74.8
Syracuse	12/07/2024	69-64	W	22-49	.449	8-22	.364	17-27	.630	9	25	34	36.6	19	7	15	4	4	69	74.2
Dartmouth	12/11/2024	77-65	W	31-59	.525	6-21	.286	9-14	.643	6	29	35	36.5	15	11	9	1	6	77	74.5
Le Moyne	12/22/2024	91-62	W	28-58	.483	9-24	.375	26-32	.813	14	31	45	37.2	11	16	10	2	6	91	75.8
at Georgia Tech	12/31/2024	75-86	L	27-62	.435	9-21	.429	12-14	.857	14	15	29	36.5	17	17	10	2	3	75	75.6
North Carolina	01/04/2025	73-74	L	25-57	.439	7-23	.304	16-21	.762	12	20	32	36.2	15	7	13	0	10	73	75.6
at NC State	01/08/2025	65-66	L	24-52	.462	8-19	.421	9-13	.692	8	26	34	36.1	11	14	10	2	5	65	74.9
at Duke	01/11/2025	78-86	L	27-57	.474	14-24	.583	10-16	.625	5	16	21	35.1	27	15	7	1	3	78	75.1
Boston College	01/13/2025	78-60	W	26-55	.473	3-15	.200	23-27	.852	17	18	35	35.1	12	7	10	1	13	78	75.2
at Syracuse	01/18/2025	69-77	L	24-57	.421	5-14	.357	16-18	.889	11	32	43	35.6	23	3	13	1	6	69	74.9
<b>Total</b>		<b>1348</b>		<b>483-1035</b>	<b>.467</b>	<b>143-389</b>	<b>.368</b>	<b>239-315</b>	<b>.759</b>	<b>180</b>	<b>460</b>	<b>640</b>	<b>35.6</b>	<b>288</b>	<b>217</b>	<b>191</b>	<b>32</b>	<b>98</b>	<b>1348</b>	<b>74.9</b>
Opponents		1281		453-1033	.439	140-439	.319	235-317	.741	163	414	577	32.1	298	261	182	62	100	1281	71.2

#### Notre Dame Averages

Games Played	Points/game	FG Pct	3FG Pct	FT Pct	Rebounds/game	Assists/game	Turnovers/game	Assist/Turnover ratio	Steals/game	Blocks/game
18	74.9	46.7	36.8	75.9	35.6	12.1	10.6	1.1	5.4	1.8



### 2024-25 Notre Dame Men's Basketball Opponents Game-by-Game All games

Page 1/1  
as of Jan 18, 2025

Opponent	Date	Score	Total		3-Pointers		Free throws		Rebounds				PF	A	TO	BLK	STL	PTS	AVG	
			FG-FGA	PCT	3FG-3FGA	PCT	FT-FTA	PCT	OFF	DEF	TOT	AVG								
Stonehill	11/06/2024	89-60	W	17-56	.304	11-31	.355	15-18	.833	7	16	23	23.0	20	12	10	6	9	60	60.0
Buffalo	11/11/2024	86-77	W	30-70	.429	11-34	.324	6-11	.545	8	30	38	30.5	20	16	11	3	6	77	68.5
at Georgetown	11/16/2024	84-63	W	22-70	.314	8-32	.250	11-16	.688	18	15	33	31.3	16	15	5	2	7	63	66.7
North Dakota	11/19/2024	75-58	W	22-64	.344	9-27	.333	5-8	.625	14	24	38	33.0	13	10	15	3	1	58	64.5
Elon	11/22/2024	77-84	L	32-56	.571	7-15	.467	13-17	.765	10	25	35	33.4	11	19	10	4	4	84	68.4
vs Rutgers	11/26/2024	84-85	Lot	29-65	.446	8-24	.333	19-28	.679	14	23	37	34.0	16	9	9	3	9	85	71.2
vs Houston	11/27/2024	54-65	L	27-60	.450	6-23	.261	5-9	.556	8	24	32	33.7	16	19	5	2	5	65	70.3
vs Creighton	11/30/2024	76-80	L	28-57	.491	11-24	.458	13-15	.867	5	27	32	33.5	13	19	12	7	4	80	71.5
at Georgia	12/03/2024	48-69	L	28-63	.444	6-26	.231	7-9	.778	14	26	40	34.2	13	19	5	3	7	69	71.2
Syracuse	12/07/2024	69-64	W	24-51	.471	0-9	.000	16-24	.667	7	24	31	33.9	21	13	13	2	5	64	70.5
Dartmouth	12/11/2024	77-65	W	22-55	.400	6-33	.182	15-17	.882	6	25	31	33.6	14	13	11	0	6	65	70.0
Le Moyne	12/22/2024	91-62	W	21-57	.368	7-26	.269	13-16	.813	6	21	27	33.1	24	11	13	2	5	62	69.3
at Georgia Tech	12/31/2024	75-86	L	30-53	.566	8-20	.400	18-25	.720	9	21	30	32.8	14	17	8	4	5	86	70.6
North Carolina	01/04/2025	73-74	L	27-51	.529	6-21	.286	14-18	.778	5	25	30	32.6	19	14	13	8	4	74	70.9
at NC State	01/08/2025	65-66	L	24-55	.436	10-27	.370	8-11	.727	7	22	29	32.4	11	14	7	6	6	66	70.5
at Duke	01/11/2025	78-86	L	24-45	.533	8-24	.333	30-35	.857	7	27	34	32.5	17	17	8	1	2	86	71.5
Boston College	01/13/2025	78-60	W	22-47	.468	10-19	.526	6-6	1.000	7	16	23	31.9	23	10	18	2	6	60	70.8
at Syracuse	01/18/2025	69-77	L	24-58	.414	8-24	.333	21-34	.618	11	23	34	32.1	17	14	9	4	9	77	71.2
<b>Total</b>		<b>1281</b>		<b>453-1033</b>	<b>.439</b>	<b>140-439</b>	<b>.319</b>	<b>235-317</b>	<b>.741</b>	<b>163</b>	<b>414</b>	<b>577</b>	<b>32.1</b>	<b>298</b>	<b>261</b>	<b>182</b>	<b>62</b>	<b>100</b>	<b>1281</b>	<b>71.2</b>
Notre Dame		1348		483-1035	.467	143-389	.368	239-315	.759	180	460	640	35.6	288	217	191	32	98	1348	74.9

#### Opponents Averages

Games Played	Points/game	FG Pct	3FG Pct	FT Pct	Rebounds/game	Assists/game	Turnovers/game	Assist/Turnover ratio	Steals/game	Blocks/game
18	71.2	43.9	31.9	74.1	32.1	14.5	10.1	1.4	5.6	3.4



# 2024-25 Notre Dame Men's Basketball SEASON STATS



## 2024-25 Notre Dame Men's Basketball Combined Team Statistics All games

Page 1/1  
as of Jan 18, 2025

### Game Records

Record	Overall	Home	Away	Neutral
ALL GAMES	8-10	7-2	1-5	0-3
CONFERENCE	2-5	2-1	0-4	0-0
NON-CONFERENCE	6-5	5-1	1-1	0-3

### Score by Periods

Team	1st	2nd	OT	TOT
Notre Dame	651	682	15	1348
Opponents	619	646	16	1281

### Team Box Score

No.	Player			Total		3-Point		F-Throw		Rebounds				PF		DQ		A		TO		BLK		STL		PTS		AVG	
		GP-GS	MIN	AVG	FG-FGA	FG%	3FG-3FGA	3FG%	FT-FTA	FT%	OFF	DEF	TOT	AVG	PF	DQ	A	TO	BLK	STL	PTS	AVG							
3	BURTON, Markus	11-10	330:34	30.1	79-175	.451	18-49	.367	42-49	.857	2	38	40	3.6	25	0	36	23	1	14	218	19.8							
7	DAVIS, Tae	18-18	537:48	29.9	100-199	.503	6-24	.250	89-115	.774	36	60	96	5.3	52	1	34	37	1	12	295	16.4							
11	SHREWSBERRY, Braeden	18-18	623:41	34.6	96-220	.436	50-135	.370	25-30	.833	4	48	52	2.9	20	1	30	25	3	11	267	14.8							
41	ALLOCCO, Matt	18-18	613:30	34.1	60-128	.469	32-68	.471	31-39	.795	5	75	80	4.4	35	0	54	14	3	12	183	10.2							
14	NJIE, Kebba	18-18	412:27	22.9	46-82	.561	4-10	.400	25-33	.758	43	66	109	6.1	38	0	7	26	11	6	121	6.7							
20	KONIECZNY, J.R.	18-0	254:42	14.1	30-71	.423	11-31	.355	6-9	.667	13	36	49	2.7	16	0	13	14	4	4	77	4.3							
21	CHEBUHAR, Burke	10-0	74:58	7.5	12-20	.600	9-16	.563	2-3	.667	3	10	13	1.3	9	0	5	5	0	2	35	3.5							
4	MOHAMMED, Sir	8-0	68:31	8.6	9-26	.346	3-14	.214	2-5	.400	7	7	14	1.8	8	0	5	6	1	6	23	2.9							
25	KONSTANTYNOVSKIY, Nikita	16-0	149:42	9.4	19-29	.655	0-1	.000	3-10	.300	16	35	51	3.2	20	0	3	7	2	3	41	2.6							
2	IMES, Logan	14-2	164:41	11.8	12-29	.414	3-12	.250	7-10	.700	4	15	19	1.4	15	1	11	10	2	3	34	2.4							
12	SUNDRRA, Garrett	9-0	84:39	9.4	7-13	.538	4-9	.444	0-0	.000	5	13	18	2.0	11	0	3	4	1	1	18	2.0							
1	ROPER II, Julian	18-6	284:39	15.8	11-36	.306	2-15	.133	7-12	.583	17	25	42	2.3	36	1	15	5	3	23	31	1.7							
5	CERTA, Cole	6-0	18:41	3.1	2-5	.400	1-4	.250	0-0	.000	0	1	1	0.2	2	0	1	2	0	0	5	0.8							
10	KELLY, JT	2-0	02:14	1.1	0-1	.000	0-1	.000	0-0	.000	0	0	0	0.0	0	0	0	0	0	1	0	0.0							
15	HATTAN, Thomas	1-0	02:07	2.1	0-1	.000	0-0	.000	0-0	.000	0	0	0	0.0	0	0	0	0	0	0	0	0.0							
22	CROWE, Thomas	1-0	02:07	2.1	0-0	.000	0-0	.000	0-0	.000	0	0	0	0.0	1	0	0	0	0	0	0	0.0							
Team											25	31	56				13												
<b>Total</b>		<b>18</b>	<b>3625</b>		<b>483-1035</b>	<b>.467</b>	<b>143-389</b>	<b>.368</b>	<b>239-315</b>	<b>.759</b>	<b>180</b>	<b>460</b>	<b>640</b>	<b>35.6</b>	<b>288</b>	<b>4</b>	<b>217</b>	<b>191</b>	<b>32</b>	<b>98</b>	<b>1348</b>	<b>74.9</b>							
<b>Opponents</b>		<b>18</b>	<b>3625</b>		<b>453-1033</b>	<b>.439</b>	<b>140-439</b>	<b>.319</b>	<b>235-317</b>	<b>.741</b>	<b>163</b>	<b>414</b>	<b>577</b>	<b>32.1</b>	<b>298</b>	<b>4</b>	<b>261</b>	<b>182</b>	<b>62</b>	<b>100</b>	<b>1281</b>	<b>71.2</b>							

### Team Statistics

	ND	OPP
<b>Scoring</b>	<b>1348</b>	<b>1281</b>
Points per game	74.9	71.2
Scoring margin	+3.7	-
<b>Field goals-att</b>	<b>483-1035</b>	<b>453-1033</b>
Field goal pct	.467	.439
<b>3 point fg-att</b>	<b>143-389</b>	<b>140-439</b>
3-point FG pct	.368	.319
3-pt FG made per game	7.9	7.8
<b>Free throws-att</b>	<b>239-315</b>	<b>235-317</b>
Free throw pct	.759	.741
F-Throws made per game	13.3	13.1
<b>Rebounds</b>	<b>640</b>	<b>577</b>
Rebounds per game	35.6	32.1
Rebounding margin	+3.5	-
<b>Assists</b>	<b>217</b>	<b>261</b>
Assists per game	12.1	14.5
<b>Turnovers</b>	<b>191</b>	<b>182</b>
Turnovers per game	10.6	10.1
Turnover margin	-0.5	-
Assist/turnover ratio	1.1	1.4
<b>Steals</b>	<b>98</b>	<b>100</b>
Steals per game	5.4	5.6
<b>Blocks</b>	<b>32</b>	<b>62</b>
Blocks per game	1.8	3.4
<b>Winning streak</b>	<b>0</b>	<b>-</b>
Home win streak	1	-
<b>Attendance</b>	<b>46985</b>	<b>65449</b>
Home games-Avg/Game	9-5221	6-10908
Neutral site-Avg/Game	-	3-6287

### Team Results

Date	Opponent		Score	Att.
11/06/2024	Stonehill	W	89-60	5121
11/11/2024	Buffalo	W	86-77	4132
11/16/2024	at Georgetown	W	84-63	8819
11/19/2024	North Dakota	W	75-58	3912
11/22/2024	Elon	L	77-84	4475
11/26/2024	vs Rutgers	Lot	84-85	7602
11/27/2024	vs Houston	L	54-65	6143
11/30/2024	vs Creighton	L	76-80	5116
12/03/2024	at Georgia	L	48-69	8045
12/07/2024	Syracuse	W	69-64	6280
12/11/2024	Dartmouth	W	77-65	3827
12/22/2024	Le Moyne	W	91-62	5396
12/31/2024	at Georgia Tech	L	75-86	4914
01/04/2025	North Carolina	L	73-74	9149
01/08/2025	at NC State	L	65-66	13515
01/11/2025	at Duke	L	78-86	9314
01/13/2025	Boston College	W	78-60	4693
01/18/2025	at Syracuse	L	69-77	20842



# 2024-25 Notre Dame Men's Basketball ACC STATS



## 2024-25 Notre Dame Men's Basketball Combined Team Statistics In Conference games

Page 1/1  
as of Jan 18, 2025

### Game Records

Record	Overall	Home	Away	Neutral
ALL GAMES	2-5	2-1	0-4	0-0
CONFERENCE	2-5	2-1	0-4	0-0
NON-CONFERENCE	0-0	0-0	0-0	0-0

### Score by Periods

Team	1st	2nd	OT	TOT
Notre Dame	233	274	0	507
Opponents	244	269	0	513

### Team Box Score

No.	Player	Total			3-Point			F-Throw		Rebounds				PF DQ A TO BLK STL PTS AVG								
		GP-GS	MIN	AVG	FG-FGA	FG%	3FG-3FGA	3FG%	FT-FTA	FT%	OFF	DEF	TOT	AVG	PF	DQ	A	TO	BLK	STL	PTS	AVG
3	BURTON, Markus	5-4	160:47	32.2	37-87	.425	9-23	.391	26-30	.867	1	12	13	2.6	12	0	10	16	1	6	109	21.8
7	DAVIS, Tae	7-7	227:13	32.5	42-87	.483	2-10	.200	35-45	.778	13	18	31	4.4	20	0	17	13	0	3	121	17.3
11	SHREWSBERRY, Braeden	7-7	245:21	35.1	32-72	.444	22-50	.440	8-11	.727	2	22	24	3.4	11	1	10	10	1	4	94	13.4
41	ALLOCCO, Matt	7-7	238:03	34.0	22-47	.468	11-25	.440	15-21	.714	2	31	33	4.7	17	0	13	8	2	10	70	10.0
14	NJIE, Kebba	7-7	172:07	24.6	16-31	.516	1-3	.333	15-20	.750	21	26	47	6.7	21	0	3	12	3	4	48	6.9
20	KONIECZNY, J.R.	7-0	100:49	14.4	11-24	.458	6-10	.600	2-2	1.000	6	11	17	2.4	6	0	6	5	2	2	30	4.3
4	MOHAMMED, Sir	6-0	42:33	7.1	7-17	.412	3-9	.333	1-3	.333	5	2	7	1.2	4	0	1	3	0	6	18	3.0
25	KONSTANTYNOVSKYI, Nikita	5-0	47:11	9.4	4-5	.800	0-0	.000	0-2	.000	2	11	13	2.6	8	0	1	3	1	0	8	1.6
1	ROPER II, Julian	7-3	107:00	15.3	4-14	.286	0-5	.000	1-2	.500	10	7	17	2.4	15	0	6	0	1	8	9	1.3
21	CHEBUHAR, Burke	2-0	10:54	5.5	0-2	.000	0-2	.000	0-0	.000	0	0	0	0.0	2	0	1	1	0	0	0	0.0
2	IMES, Logan	4-0	18:00	4.5	0-3	.000	0-1	.000	0-0	.000	0	1	1	0.3	1	0	1	2	0	0	0	0.0
12	SUNDRA, Garrett	3-0	30:03	10.0	0-0	.000	0-0	.000	0-0	.000	1	3	4	1.3	7	0	1	1	0	1	0	0.0
Team											13	8	21					4				
<b>Total</b>		<b>7</b>	<b>1400</b>		<b>175-389</b>	<b>.450</b>	<b>54-138</b>	<b>.391</b>	<b>103-136</b>	<b>.757</b>	<b>76</b>	<b>152</b>	<b>228</b>	<b>32.6</b>	<b>124</b>	<b>1</b>	<b>70</b>	<b>78</b>	<b>11</b>	<b>44</b>	<b>507</b>	<b>72.4</b>
<b>Opponents</b>		<b>7</b>	<b>1400</b>		<b>175-360</b>	<b>.486</b>	<b>50-144</b>	<b>.347</b>	<b>113-153</b>	<b>.739</b>	<b>53</b>	<b>158</b>	<b>211</b>	<b>30.1</b>	<b>122</b>	<b>1</b>	<b>99</b>	<b>76</b>	<b>27</b>	<b>37</b>	<b>513</b>	<b>73.3</b>

### Team Statistics

	ND	OPP
<b>Scoring</b>	<b>507</b>	<b>513</b>
Points per game	72.4	73.3
Scoring margin	-0.9	-
<b>Field goals-att</b>	<b>175-389</b>	<b>175-360</b>
Field goal pct	.450	.486
<b>3 point fg-att</b>	<b>54-138</b>	<b>50-144</b>
3-point FG pct	.391	.347
3-pt FG made per game	7.7	7.1
<b>Free throws-att</b>	<b>103-136</b>	<b>113-153</b>
Free throw pct	.757	.739
F-Throws made per game	14.7	16.1
<b>Rebounds</b>	<b>228</b>	<b>211</b>
Rebounds per game	32.6	30.1
Rebounding margin	+2.4	-
<b>Assists</b>	<b>70</b>	<b>99</b>
Assists per game	10.0	14.1
<b>Turnovers</b>	<b>78</b>	<b>76</b>
Turnovers per game	11.1	10.9
Turnover margin	-0.3	-
Assist/turnover ratio	0.9	1.3
<b>Steals</b>	<b>44</b>	<b>37</b>
Steals per game	6.3	5.3
<b>Blocks</b>	<b>11</b>	<b>27</b>
Blocks per game	1.6	3.9
<b>Winning streak</b>	<b>0</b>	<b>-</b>
Home win streak	1	-
<b>Attendance</b>	<b>20122</b>	<b>48585</b>
Home games-Avg/Game	3-6707	4-12146
Neutral site-Avg/Game	-	0-0

### Team Results

Date	Opponent	Score	Att.
12/07/2024	Syracuse	W 69-64	6280
12/31/2024	at Georgia Tech	L 75-86	4914
01/04/2025	North Carolina	L 73-74	9149
01/08/2025	at NC State	L 65-66	13515
01/11/2025	at Duke	L 78-86	9314
01/13/2025	Boston College	W 78-60	4693
01/18/2025	at Syracuse	L 69-77	20842





## 2024-25 Notre Dame Men's Basketball NOTRE DAME HIGHS & LOWS

### Notre Dame - Game Highs

<b>POINTS</b>	91		Le Moyne (12/22/2024)
	89		Stonehill (11/06/2024)
	86		Buffalo (11/11/2024)
	84		vs Rutgers (N) (11/26/2024)
	84		at Georgetown (11/16/2024)
<b>FIELD GOALS MADE</b>	32		North Dakota (11/19/2024)
	32		at Georgetown (11/16/2024)
<b>FIELD GOAL ATTEMPTS</b>	66		vs Rutgers (N) (11/26/2024)
	65		vs Creighton (N) (11/30/2024)
<b>FIELD GOAL PERCENTAGE</b>	.593	(32-54)	at Georgetown (11/16/2024)
	.525	(31-59)	Dartmouth (12/11/2024)
<b>3 PT FG MADE</b>	14		at Duke (01/11/2025)
	14		vs Rutgers (N) (11/26/2024)
<b>3 PT FG ATTEMPTS</b>	33		vs Rutgers (N) (11/26/2024)
	29		Elon (11/22/2024)
<b>3 PT FG PERCENTAGE</b>	.583	(14-24)	at Duke (01/11/2025)
	.478	(11-23)	Stonehill (11/06/2024)
<b>FREE THROWS MADE</b>	26		Le Moyne (12/22/2024)
	23		Boston College (01/13/2025)
<b>FREE THROW ATTEMPTS</b>	32		Le Moyne (12/22/2024)
	27		Boston College (01/13/2025)
	27		Syracuse (12/07/2024)
	27		Buffalo (11/11/2024)
<b>FREE THROW PERCENTAGE</b>	.917	(11-12)	at Georgetown (11/16/2024)
	.889	(16-18)	at Syracuse (01/18/2025)
<b>REBOUNDS</b>	50		Stonehill (11/06/2024)
	45		Le Moyne (12/22/2024)
<b>ASSISTS</b>	20		at Georgetown (11/16/2024)
	17		at Georgia Tech (12/31/2024)
<b>STEALS</b>	13		Boston College (01/13/2025)
	10		North Carolina (01/04/2025)
<b>BLOCKED SHOTS</b>	5		Buffalo (11/11/2024)
	4		Syracuse (12/07/2024)
<b>TURNOVERS</b>	15		Syracuse (12/07/2024)
	14		vs Rutgers (N) (11/26/2024)
	14		Stonehill (11/06/2024)
<b>FOULS</b>	27		at Duke (01/11/2025)
	24		vs Rutgers (N) (11/26/2024)

### Notre Dame - Game Lows

<b>POINTS</b>	48		at Georgia (12/03/2024)
	54		vs Houston (N) (11/27/2024)
	65		at NC State (01/08/2025)
	69		at Syracuse (01/18/2025)
	69		Syracuse (12/07/2024)
<b>FIELD GOALS MADE</b>	19		at Georgia (12/03/2024)
	19		vs Houston (N) (11/27/2024)
<b>FIELD GOAL ATTEMPTS</b>	49		Syracuse (12/07/2024)
	49		vs Houston (N) (11/27/2024)
<b>FIELD GOAL PERCENTAGE</b>	.365	(19-52)	at Georgia (12/03/2024)
	.388	(19-49)	vs Houston (N) (11/27/2024)
<b>3 PT FG MADE</b>	3		Boston College (01/13/2025)
	3		North Dakota (11/19/2024)
<b>3 PT FG ATTEMPTS</b>	14		at Syracuse (01/18/2025)
	15		Boston College (01/13/2025)
<b>3 PT FG PERCENTAGE</b>	.176	(3-17)	North Dakota (11/19/2024)
	.200	(3-15)	Boston College (01/13/2025)
<b>FREE THROWS MADE</b>	6		at Georgia (12/03/2024)
	7		Elon (11/22/2024)
<b>FREE THROW ATTEMPTS</b>	9		at Georgia (12/03/2024)
	9		Elon (11/22/2024)
<b>FREE THROW PERCENTAGE</b>	.625	(10-16)	at Duke (01/11/2025)
	.630	(17-27)	Syracuse (12/07/2024)
<b>REBOUNDS</b>	21		at Duke (01/11/2025)
	24		Elon (11/22/2024)
<b>ASSISTS</b>	3		at Syracuse (01/18/2025)
	5		at Georgia (12/03/2024)
<b>STEALS</b>	1		vs Houston (N) (11/27/2024)
	2		vs Rutgers (N) (11/26/2024)
<b>BLOCKED SHOTS</b>	0		North Carolina (01/04/2025)
	0		vs Houston (N) (11/27/2024)
<b>TURNOVERS</b>	6		Elon (11/22/2024)
	7		at Duke (01/11/2025)
	7		North Dakota (11/19/2024)
<b>FOULS</b>	11		at NC State (01/08/2025)
	11		Le Moyne (12/22/2024)
	11		at Georgia (12/03/2024)
	11		North Dakota (11/19/2024)



## 2024-25 Notre Dame Men's Basketball OPPONENT HIGHS & LOWS

### Opponent - Game Highs

POINTS	86		at Duke (01/11/2025)
	86		at Georgia Tech (12/31/2024)
	85		vs Rutgers (N) (11/26/2024)
	84		Elon (11/22/2024)
	80		vs Creighton (N) (11/30/2024)
FIELD GOALS MADE	32		Elon (11/22/2024)
	30		at Georgia Tech (12/31/2024)
	30		Buffalo (11/11/2024)
FIELD GOAL ATTEMPTS	70		at Georgetown (11/16/2024)
	70		Buffalo (11/11/2024)
FIELD GOAL PERCENTAGE	.571	(32-56)	Elon (11/22/2024)
	.566	(30-53)	at Georgia Tech (12/31/2024)
3 PT FG MADE	11		vs Creighton (N) (11/30/2024)
	11		Buffalo (11/11/2024)
	11		Stonehill (11/06/2024)
3 PT FG ATTEMPTS	34		Buffalo (11/11/2024)
	33		Dartmouth (12/11/2024)
3 PT FG PERCENTAGE	.526	(10-19)	Boston College (01/13/2025)
	.467	(7-15)	Elon (11/22/2024)
FREE THROWS MADE	30		at Duke (01/11/2025)
	21		at Syracuse (01/18/2025)
FREE THROW ATTEMPTS	35		at Duke (01/11/2025)
	34		at Syracuse (01/18/2025)
FREE THROW PERCENTAGE	1.000	(6-6)	Boston College (01/13/2025)
	.882	(15-17)	Dartmouth (12/11/2024)
REBOUNDS	40		at Georgia (12/03/2024)
	38		North Dakota (11/19/2024)
	38		Buffalo (11/11/2024)
ASSISTS	19		at Georgia (12/03/2024)
	19		vs Creighton (N) (11/30/2024)
	19		vs Houston (N) (11/27/2024)
	19		Elon (11/22/2024)
STEALS	9		at Syracuse (01/18/2025)
	9		vs Rutgers (N) (11/26/2024)
	9		Stonehill (11/06/2024)
BLOCKED SHOTS	8		North Carolina (01/04/2025)
	7		vs Creighton (N) (11/30/2024)
TURNOVERS	18		Boston College (01/13/2025)
	15		North Dakota (11/19/2024)
FOULS	24		Le Moyne (12/22/2024)
	23		Boston College (01/13/2025)

### Opponent - Game Lows

POINTS	58		North Dakota (11/19/2024)
	60		Boston College (01/13/2025)
	60		Stonehill (11/06/2024)
	62		Le Moyne (12/22/2024)
	63		at Georgetown (11/16/2024)
FIELD GOALS MADE	17		Stonehill (11/06/2024)
	21		Le Moyne (12/22/2024)
FIELD GOAL ATTEMPTS	45		at Duke (01/11/2025)
	47		Boston College (01/13/2025)
FIELD GOAL PERCENTAGE	.304	(17-56)	Stonehill (11/06/2024)
	.314	(22-70)	at Georgetown (11/16/2024)
3 PT FG MADE	0		Syracuse (12/07/2024)
	6		North Carolina (01/04/2025)
	6		Dartmouth (12/11/2024)
	6		at Georgia (12/03/2024)
	6		vs Houston (N) (11/27/2024)
3 PT FG ATTEMPTS	9		Syracuse (12/07/2024)
	15		Elon (11/22/2024)
3 PT FG PERCENTAGE	.000	(0-9)	Syracuse (12/07/2024)
	.182	(6-33)	Dartmouth (12/11/2024)
FREE THROWS MADE	5		vs Houston (N) (11/27/2024)
	5		North Dakota (11/19/2024)
FREE THROW ATTEMPTS	6		Boston College (01/13/2025)
	8		North Dakota (11/19/2024)
FREE THROW PERCENTAGE	.545	(6-11)	Buffalo (11/11/2024)
	.556	(5-9)	vs Houston (N) (11/27/2024)
REBOUNDS	23		Boston College (01/13/2025)
	23		Stonehill (11/06/2024)
ASSISTS	9		vs Rutgers (N) (11/26/2024)
	10		Boston College (01/13/2025)
	10		North Dakota (11/19/2024)
STEALS	1		North Dakota (11/19/2024)
	2		at Duke (01/11/2025)
BLOCKED SHOTS	0		Dartmouth (12/11/2024)
	1		at Duke (01/11/2025)
TURNOVERS	5		at Georgia (12/03/2024)
	5		vs Houston (N) (11/27/2024)
	5		at Georgetown (11/16/2024)
FOULS	11		at NC State (01/08/2025)
	11		Elon (11/22/2024)



# 2024-25 Notre Dame Men's Basketball

## INDIVIDUAL HIGHS

### Notre Dame - Individual Game Highs

<b>POINTS</b>	29		Markus Burton vs North Dakota (11/19/2024)
	28		Markus Burton at Syracuse (01/18/2025)
	27		Tae Davis at Georgia Tech (12/31/2024)
	27		Tae Davis vs Buffalo (11/11/2024)
	26		Tae Davis vs Boston College (01/13/2025)
<b>FIELD GOALS MADE</b>	13		Markus Burton vs North Dakota (11/19/2024)
	12		Markus Burton at Syracuse (01/18/2025)
<b>FIELD GOAL ATTEMPTS</b>	26		Markus Burton at Syracuse (01/18/2025)
	21		Markus Burton vs Buffalo (11/11/2024)
<b>FIELD GOAL PERCENTAGE (min 5 made)</b>	.833	(5-6)	Tae Davis at Georgetown (11/16/2024)
	.750	(6-8)	Tae Davis vs Syracuse (12/07/2024)
<b>3 PT FG MADE</b>	6		Braeden Shrewsbury vs Syracuse (12/07/2024)
	6		Matt Allocco vs Rutgers (N) (11/26/2024)
<b>3 PT FG ATTEMPTS</b>	13		Braeden Shrewsbury vs Houston (N) (11/27/2024)
	13		Braeden Shrewsbury vs Rutgers (N) (11/26/2024)
<b>3 PT FG PERCENTAGE (min 2 made)</b>	1.000	(3-3)	Burke Chebuhar at Georgetown (11/16/2024)
	1.000	(2-2)	J.R. Konecny at Duke (01/11/2025)
	1.000	(2-2)	Matt Allocco vs Stonehill (11/06/2024)
<b>FREE THROWS MADE</b>	12		Tae Davis vs Le Moyne (12/22/2024)
	12		Tae Davis vs Buffalo (11/11/2024)
<b>FREE THROW ATTEMPTS</b>	14		Tae Davis vs Le Moyne (12/22/2024)
	13		Tae Davis vs Buffalo (11/11/2024)
<b>FREE THROW PERCENTAGE (min 3 made)</b>	1.000	(8-8)	Markus Burton at Georgetown (11/16/2024)
	1.000	(5-5)	Braeden Shrewsbury vs Le Moyne (12/22/2024)
	1.000	(4-4)	Braeden Shrewsbury at Syracuse (01/18/2025)
	1.000	(4-4)	Kebba Njie vs Boston College (01/13/2025)
	1.000	(4-4)	Matt Allocco vs Creighton (N) (11/30/2024)
	1.000	(4-4)	Markus Burton vs Stonehill (11/06/2024)
	1.000	(3-3)	Braeden Shrewsbury vs Syracuse (12/07/2024)
	1.000	(3-3)	Braeden Shrewsbury vs Elon (11/22/2024)
	1.000	(3-3)	Braeden Shrewsbury vs Buffalo (11/11/2024)
<b>REBOUNDS</b>	11		Kebba Njie at NC State (01/08/2025)
	10		Tae Davis vs Dartmouth (12/11/2024)
	10		Matt Allocco vs Rutgers (N) (11/26/2024)
	10		Kebba Njie vs Stonehill (11/06/2024)
<b>ASSISTS</b>	8		Markus Burton vs Buffalo (11/11/2024)
	7		Matt Allocco at Georgia Tech (12/31/2024)
	7		Matt Allocco at Georgetown (11/16/2024)
<b>STEALS</b>	5		Julian Roper II vs North Dakota (11/19/2024)
	4		Markus Burton vs Boston College (01/13/2025)
<b>BLOCKED SHOTS</b>	2		Kebba Njie at NC State (01/08/2025)
	2		Kebba Njie at Georgetown (11/16/2024)
<b>TURNOVERS</b>	7		Tae Davis vs Rutgers (N) (11/26/2024)
	4		Tae Davis at Syracuse (01/18/2025)
	4		Markus Burton vs Boston College (01/13/2025)
	4		Markus Burton at Duke (01/11/2025)
	4		Markus Burton vs North Carolina (01/04/2025)
	4		Matt Allocco vs Syracuse (12/07/2024)
	4		Tae Davis vs Houston (N) (11/27/2024)
<b>FOULS</b>	5		Braeden Shrewsbury at Duke (01/11/2025)
	5		Julian Roper II vs Rutgers (N) (11/26/2024)
	5		Logan Imes vs Rutgers (N) (11/26/2024)
	5		Tae Davis vs Elon (11/22/2024)

### Opponent - Individual Game Highs

<b>POINTS</b>	42		Cooper Flagg at Duke (01/11/2025)
	36		Dylan Harper vs Rutgers (N) (11/26/2024)
	27		Ian Jackson vs North Carolina (01/04/2025)
	24		Nick Dorn vs Elon (11/22/2024)
	22		Dwayne Koroma vs Le Moyne (12/22/2024)
<b>FIELD GOALS MADE</b>	12		Dylan Harper vs Rutgers (N) (11/26/2024)
	11		Cooper Flagg at Duke (01/11/2025)
	11		Ian Jackson vs North Carolina (01/04/2025)
<b>FIELD GOAL ATTEMPTS</b>	22		Dylan Harper vs Rutgers (N) (11/26/2024)
	20		J Starling at Syracuse (01/18/2025)
<b>FIELD GOAL PERCENTAGE (min 5 made)</b>	.857	(6-7)	Khaman Maluach at Duke (01/11/2025)
	.857	(6-7)	Terrance Arceneaux vs Houston (N) (11/27/2024)
<b>3 PT FG MADE</b>	5		Donald Hand Jr. vs Boston College (01/13/2025)
	5		Nick Dorn vs Elon (11/22/2024)
<b>3 PT FG ATTEMPTS</b>	10		Ryan Sabol vs Buffalo (11/11/2024)
	9		Dakota Leffew at Georgia (12/03/2024)
	9		Emanuel Sharp vs Houston (N) (11/27/2024)
	9		Jayden Epps at Georgetown (11/16/2024)
	9		Louie Semona vs Stonehill (11/06/2024)
<b>3 PT FG PERCENTAGE (min 2 made)</b>	1.000	(3-3)	Dwayne Koroma vs Le Moyne (12/22/2024)
	1.000	(2-2)	Isaac Traudt vs Creighton (N) (11/30/2024)
	1.000	(2-2)	Todd Brogna vs Stonehill (11/06/2024)
<b>FREE THROWS MADE</b>	16		Cooper Flagg at Duke (01/11/2025)
	10		Kyle Cuffe, Jr. at Syracuse (01/18/2025)
	10		Dylan Harper vs Rutgers (N) (11/26/2024)
<b>FREE THROW ATTEMPTS</b>	17		Cooper Flagg at Duke (01/11/2025)
	14		Dylan Harper vs Rutgers (N) (11/26/2024)
<b>FREE THROW PERCENTAGE (min 3 made)</b>	1.000	(10-10)	Kyle Cuffe, Jr. at Syracuse (01/18/2025)
	1.000	(8-8)	Robby Carmody vs Le Moyne (12/22/2024)
	1.000	(6-6)	Ryan Cornish vs Dartmouth (12/11/2024)
	1.000	(5-5)	Javian McCollum at Georgia Tech (12/31/2024)
	1.000	(4-4)	Steven Ashworth vs Creighton (N) (11/30/2024)
	1.000	(3-3)	Joshua Beadle vs Boston College (01/13/2025)
	1.000	(3-3)	Elijah Strong vs Boston College (01/13/2025)
	1.000	(3-3)	AJ Dancler vs Le Moyne (12/22/2024)
	1.000	(3-3)	Brandon Mitchell-Day vs Dartmouth (12/11/2024)
	1.000	(3-3)	Mier Panoam vs North Dakota (11/19/2024)
<b>REBOUNDS</b>	13		Bryson Wilson vs Buffalo (11/11/2024)
	11		Eddie Lampkin at Syracuse (01/18/2025)
	11		Donnie Freeman vs Syracuse (12/07/2024)
	11		Asa Newell at Georgia (12/03/2024)
<b>ASSISTS</b>	9		Milos Uzan vs Houston (N) (11/27/2024)
	9		Tyson Dunn vs Buffalo (11/11/2024)
<b>STEALS</b>	5		Silas Demary Jr. at Georgia (12/03/2024)
	4		Amir Nesbitt vs Stonehill (11/06/2024)
<b>BLOCKED SHOTS</b>	5		Jalen Washington vs North Carolina (01/04/2025)
	4		Fredrick King vs Creighton (N) (11/30/2024)
	4		Matthew Van Komen vs Elon (11/22/2024)
	4		Chas Stinson vs Stonehill (11/06/2024)
<b>TURNOVERS</b>	7		Tyson Dunn vs Buffalo (11/11/2024)
	6		Treysen Eaglestaff vs North Dakota (11/19/2024)
<b>FOULS</b>	5		Baye Ndongo at Georgia Tech (12/31/2024)
	5		Nate Fouts vs Le Moyne (12/22/2024)
	5		Fredrick King vs Creighton (N) (11/30/2024)
	5		Anquan Baldwin Jr. vs Buffalo (11/11/2024)



## 2024-25 Notre Dame Men's Basketball

# LAST TIME NOTRE DAME...

### NOTRE DAME RECORDED A ...

	Score	Opponent	Date
1-Point win	73-72	vs Georgia Tech (OT)	1/10/23
Consecutive 20-Point wins	79-58	Wake Forest	2/2/21
	84-58	at Pittsburgh	1/30/21
30-Point win	90-56	Georgia Tech	2/26/22
30-Point ACC win	90-56	Georgia Tech	2/26/22
40-Point win	92-49	Seattle	11/16/16
50-Point win	107-53	North Carolina A&T	12/4/16
30-Point loss	51-84	vs. #7 North Carolina	3/5/24
15-Point rally	93-89	at Duke	2/9/21
20-Point rally	71-65	vs. Virginia Tech (2nd half)	3/17/18
last-second shot win	89-87	vs. Rutgers (Atkinson Jr. lay up, 1.4)	3/16/22
last-10-second win	79-76	vs Radford (Ryan layup 9.5 sec)	11/10/22
overtime game	84-85	vs. Rutgers	11/26/24
multi-overtime game	89-87	vs. Rutgers (2OT)	3/16/22
overtime victory	75-68	at Georgia Tech	1/9/24
5-game win streak	5 games	11/10/22 to 11/22/22	
10-game win streak	11 games	11/26/14 through 1/5/15	
15-game win streak	18 games	12/31/53 through 3/9/54	
5-game loss streak	5	11/22/24 through 12/3/24	

### NOTRE DAME SHOT ...

	%	FGM-FGA	Opponent	Date
55% on FGs	.593	32-54	at Georgetown	11/16/24
55% on FGs, consecutive games	.552	32-58	at Duke	2/9/21
	.593	32-64	at Georgia Tech	2/6/21
60% on FGs	.615	32-52	at Syracuse	2/24/24
65% on FGs	.660	35-53	at Boston College	2/21/15
65% on FGs, first half	.696	16-23	Virginia	12/30/23
55% on 3FGs (10+ att)	.583	14-24	at #4 Duke	1/11/25
60% on 3FGs (10+ att)	.625	10-16	vs. Alabama	3/18/22
70% on 3FGs (10+ att)	.714	15-21	at Florida State	1/18/17
90% on FTs (10+ att)	.917	11-12	at Georgetown	11/16/24
100% on FTs (10+ att)	1.000	14-14	North Carolina A&T	12/4/16

### NOTRE DAME ...

	Pts	ND-Opp	Opponent	Date
Scored 100 points	110	110-71	Detroit Mercy	12/10/19
Scored 110 points	110	110-71	Detroit Mercy	12/10/19
Scored 100 points on the road	103	103-84	at Providence	2/21/09
Scored 100 points at a neutral site	100	100-77	vs. Houston	3/12/78
Scored 100 points and lost	106	106-119	vs. Houston	3/20/71
Allowed 100 points	101	59-101	vs. North Carolina	3/10/21
Scored less than 50 points	48	48-69	at Georgia	12/3/24
Allowed less than 40 points	39	82-39	Binghamton	11/14/14
Allowed less than 50 points	43	59-43	Jacksonville	12/27/22

	Stat	Mid-Att	Opponent	Date
Made 40 FGs	41	41-59	Detroit Mercy	12/10/19
Made 10 or more 3FGs	10	10-28	Clemson	3/2/24
Made 15 or more 3FGs		15-37	at Syracuse	1/14/23
Made 15 or more 3FGs in consecutive games		20-39	Detroit Mercy	12/10/19
		15-39	UCLA	12/14/19
Made 10 3FGs in a half	.667	10-15	at Syracuse (2nd Half)	2/24/24
Made 20 3FGs	.513	20-39	Detroit Mercy	12/10/19
Made 30 free throws	94.7%	36-38	UIC	11/6/18
Had 15 or more assists in 1st half	15		at Syracuse	2/20/21
Had 15 or more assists in 2nd half	16		Detroit Mercy	12/10/19
Had 20 or more assists	20		at Georgetown	11/16/24
Had 25 or more assists	26		at Syracuse	1/4/20
Had 30 or more assists	33		Detroit Mercy	12/10/19
Had 15 offensive rebounds	17		Boston College	1/13/25
Had 20 offensive rebounds	22		Marshall	11/15/19
Had 25 offensive rebounds	26		Louisville (2 OT)	1/16/18
Had 50 total rebounds	50		Stonehill	11/6/24
Doubled opponent rebounds	50/23		Stonehill	11/6/24
Allowed zero off rebounds	0		Bellarmine	12/23/20
Committed 5 turnovers or less	4		Wake Forest	2/4/23
Committed 25 turnovers	26		at Villanova	2/8/00
Forced 15 turnovers	18		Boston College	1/13/25
Forced 20 turnovers	21		Toledo (OT)	
Forced 25 turnovers	30		New Hampshire	11/16/01

### NOTRE DAME ...

	Opponent	Date	Player	Stat
5 double-figure scorers	at NC State	1/8/25	Tae Davis	14
			Kebba Njie	10
			Markus Burton	15
			Braeden Shrewsbury	13
			Matt Allocco	11
6 double-figure scorers	Boston College (OT)	2/16/22	Dane Goodwin	23
			Blake Wesley	18
			Nate Laszewski	16
			Paul Atkinson Jr.	13
7 double-figure scorers	North Carolina A&T	12/4/16	Prentiss Hubb	13
			Cornac Ryan	12
			V.J. Beachem	19
			Matt Ryan	17
			Matt Farrell	15
			Steve Vasturia	13
			T.J. Gibbs	12
4 players score 15 points	Ohio State	12/8/20	Rex Pflueger	10
			Bonzie Colson	10
			Prentiss Hubb	26
			Nate Laszewski	17
2 double-figure rebounders	See 3		Dane Goodwin	16
			Cornac Ryan	15
3 double-figure rebounders	at Boston College	1/15/24	Carey Booth	13
			Kebba Njie	10
			Julian Roper II	10
2 players with 10 or more assists	Chicago State	11/26/12	Eric Atkins	11



## 2024-25 Notre Dame Men's Basketball

# LAST TIME NOTRE DAME...

3 players with 5 or more assists	Fairleigh Dickinson	11/26/29	Jerian Grant T.J. Gibbs Rex Pflueger Prentiss Hubb	10 5 5 5	15-19 rebounds 20+ rebounds	17 20	Paul Atkinson Jr. John Mooney	Syracuse Clemson	2/23/22 3/6/19
2 players with double-doubles	at Georgia Tech	1/9/24	J.R. Konieczny Tae Davis	10 pts, 11 reb 10 pts, 10 reb	a double-double off the bench	18 pts, 11 reb	J.R. Konieczny	vs Auburn	11/16/23
3 players with double-doubles	High Point	11/16/21	Paul Atkinson Jr. Nate Laszewski Dane Goodwin	19 pts, 11 reb 10 pts, 16 reb 12 pts, 11 reb	consecutive double-doubles	12 pts, 10 reb 19 pts, 10 reb	J.R. Konieczny	at Miami Western Michigan	12/2/23 12/5/23
2 players with 5 or more 3FGM	at Syracuse	1/30/21	Prentiss Hubb Cormac Ryan	5-7 5-6	12 consecutive double-doubles	12	John Mooney	FDU, MD, BC, Det Mercy, UCLA, Indiana, AA&M, Syracuse, NC State, Lville, at GT, Syracuse	11/26/19-1/22/20
3 players with 3 or more 3FGM	at Louisville	1/22/22	Blake Wesley Prentiss Hubb Dane Goodwin Trey Wertz	3-4 3-5 3-5 3-3	a triple-double	24 pts, 11 ast, 11 stls	Chris Thomas &	New Hampshire	11/16/01
2 30-point scorers	Villanova	2/28/11	Ben Hansbrough Tim Abromaitis	30 30	15+ point, 5+ assists, 5+ steals	18 pts, 5 ast, 5 stl	Markus Burton	Georgia Tech	2/14/24
2 20-point scorers	Boston College	1/13/25	Tae Davis Markus Burton	26 20	20+ points, 5+ rebounds, 5+ assists	24 pts, 10 reb, 5 ast	Matt Allocco	vs. Rutgers	11/26/24
3 20-point scorers	at Syracuse	1/4/20	John Mooney Prentiss Hubb T.J. Gibbs	28 22 21	10+ assists	20 pts, 10 reb 20 pts, 10 reb	Tae Davis John Mooney	Dartmouth Marshall	12/11/24 11/15/19
A player ejected	St. Francis Brooklyn	12/3/17	Bonzie Colson	Flagrant 2 elbow	25 pts, 15 reb 20 pts, 20 reb 20 pts, 10 ast	28 pts, 16 reb 25 pts, 20 reb 22 pts, 10 ast	Troy Murphy Matt Farrell	at Seton Hall vs. Purdue	1/8/01 12/17/16
A coach ejected	at Syracuse	1/18/25	Micah Shrewsberry		10+ assists	10	Prentiss Hubb	Syracuse	2/23/22
9 different players with a three-pointer	Maryland Eastern Shore	11/22/23			5-9 blocks 10+ blocks 5-9 steals 10+ steals 10+ offensive rebounds	5 11 5 11 11	Juwan Durham Jordan Cornette Julian Roper II Chris Thomas Martin Geben #	Alabama A&M Belmont North Dakota New Hampshire Louisville (201)	12/29/19 11/17/02 11/19/24 11/16/01 1/13/16

### AN OPPOSING PLAYER HAD ...

	Stat	Player	Opponent	Date					
25+ points	See 40				6 3FGs	6-11	Braeden Shrewsberry	Syracuse	12/7/24
30+ points	See 40				7 3FGs	7-11	Braeden Shrewsberry	at Louisville	2/21/24
35+ points	See 40				8 3FGs	8-15	Colin Falls	vs. Syracuse	3/8/07
40+ points	42	Cooper Flagg	at #4 Duke	1/11/25	9 3FGs	9-13	Tim Abromaitis	Villanova	2/28/11
45+ points	46	Jerome Robinson	Boston College	2/6/18	10 3FGs	10-12	Matt Farrell	at Boston College	2/17/18
50+ points	52	Marshon Brooks	Providence	2/23/11	5 consecutive 3FGs without a miss	6 (went 6-6)	Cormac Ryan	#20 Michigan St	11/30/22
15 rebounds	16	Matthew Cleveland	Florida State	1/17/23	9 consecutive 3FGs without a miss	9-9	Matt Farrell	at Boston College	2/17/18
20 rebounds	22	DeJuan Blair	Pittsburgh	1/31/09	2 consecutive 20-pt games		See 3 straight		
2 players w/ double-double	16 points, 11 reb 11 points, 10 reb	Armando Bacot Pete Nance	North Carolina	2/22/23	3 consecutive 20-pt games	23	Markus Burton	at Duke	1/11/25
a triple-double	18 pts, 10 reb, 13 ast	Marcus Williams	Connecticut	2/21/06		20		Boston College	1/13/25
20 pts, 10 reb	20 pts, 11 reb	Donnie Freeman	Syracuse	12/7/24		28		at Syracuse	1/18/25
20 pts, 20 reb	23 pts, 22 reb	DeJuan Blair	Pittsburgh	1/31/09	5 consecutive 20-pt games	32	Ben Hansbrough (5)	Providence	2/23/11
6 3FGs	6	Jacob Groves	Virginia	1/31/24		21		Seton Hall	2/26/11
10 assists	11	Naithan George	Georgia Tech	1/9/24		30		Villanova	2/28/11
10 blocks	10	Hasheem Thabeet	Connecticut	1/5/08		21		Connecticut	3/5/11
10 steals	11	Mark Macon	Temple	1/29/89		23		Cincinnati	3/10/11
3 players w/ double-digit reb.	10 11	Pete Nance Leaky Black	North Carolina	2/22/23	fouled out	5	Dom Campbell	at North Carolina	1/7/23
	10	Baye Ndongo			Scored 15 or more consecutive points	17	Dane Goodwin	at Duke	2/14/23
5 players with double-digit points	14 11 21 21	Lance Terry Naithan George Javian McCollum Duncan Powell	at Georgia Tech	12/31/24					

### AN IRISH PLAYER HAD ...

	Stat	Player	Opponent	Date
20 or more pts in a half	22 (1st)	Markus Burton	at Syracuse	1/18/25
20 or more pts in 1st half	22	Markus Burton	at Syracuse	1/18/25
20 or more pts in 2nd half	22	Tae Davis	at Georgia Tech	12/31/24
30-39 points	31	Markus Burton	Wake Forest	2/27/24
40-49 points	40	Luke Harangody	at Louisville	2/28/08
50+ points	52	Austin Carr	vs. TCU	3/13/71



2024-25 Notre Dame Men's Basketball

GAME 1
STONEHILL, 60
NOTRE DAME, 89

Nov. 6, 2024
Purcell Pavilion (South Bend, IN)

NCAA logo, Official Basketball Box Score - Final, Stonehill at Notre Dame, Game Time: 7:00 PM, Game Duration: 2:08, Attendance: 5,121

Stonehill - 60, Record: 1-1, Shooting By Period, Technical Fouls:NONE

Notre Dame - 89, Record: 1-0, Shooting By Period, Technical Fouls:NONE

Summary statistics: Biggest lead, Best Scoring Run, Lead Changes, Times Tied, Time with Lead

GAME 2
BUFFALO, 77
NOTRE DAME, 86

Nov. 11, 2024
Purcell Pavilion (South Bend, IN)

NCAA logo, Official Basketball Box Score - Final, Buffalo at Notre Dame, Game Time: 7:00 PM, Game Duration: 2:03, Attendance: 4,132

Buffalo - 77, Record: 2-1, Shooting By Period, Technical Fouls:NONE

Notre Dame - 86, Record: 2-0, Shooting By Period, Technical Fouls:NONE

Summary statistics: Biggest lead, Best Scoring Run, Lead Changes, Times Tied, Time with Lead

GAME 3
NOTRE DAME, 84
GEORGETOWN, 63

Nov. 16, 2024
Capital One Arena (Washington D.C.)

NCAA logo, Official Basketball Box Score - Final, Notre Dame at Georgetown, Game Time: 1:00 PM, Game Duration: 1:56, Attendance: 8,819

Notre Dame - 84, Record: 3-0, Shooting By Period, Technical Fouls:NONE

Georgetown - 63, Record: 2-1, Shooting By Period, Technical Fouls:NONE

Summary statistics: Biggest lead, Best Scoring Run, Lead Changes, Times Tied, Time with Lead

GAME 4
NORTH DAKOTA, 58
NOTRE DAME, 75

Nov. 19, 2024
Purcell Pavilion (South Bend, IN)

NCAA logo, Official Basketball Box Score - Final, North Dakota at Notre Dame, Game Time: 7:00 PM, Game Duration: 1:48, Attendance: 3,912

North Dakota - 58, Record: 2-2, Shooting By Period, Technical Fouls:NONE

Notre Dame - 75, Record: 4-0, Shooting By Period, Technical Fouls:NONE

Summary statistics: Biggest lead, Best Scoring Run, Lead Changes, Times Tied, Time with Lead



## 2024-25 Notre Dame Men's Basketball

**GAME 5** ELON, 84  
NOTRE DAME, 77

**Nov. 22, 2024**  
Purcell Pavilion (South Bend, IN)

**GAME 6** RUTGERS, 85  
NOTRE DAME, 84 (OT)

**Nov. 26, 2024**  
MGM Grand Garden Arena (Las Vegas)

**Official Basketball Box Score - Final**  
**Elon at Notre Dame**  
11/22/24 Purcell Pavilion in the Joyce Center, Notre Dame  
2024-25 Men's Basketball  
Game Time: 7:20 PM  
Game Duration: 1:55  
Attendance: 4,475  
Officials: Eric Lewis, Tommy Morrissey, Connor Penn

NO. Name	Min	FG		3P		FT		Rebounds		Fouls		TP	AS	TO	ST	Blocks			+/-	
		M/A	M/A	M/A	M/A	OR	DR	PF	FF	FB	BS					BA				
4 Sam Sherry	C	32:32	5-10	1-4	2-2	2-5	7-7	1-3	13-3	0-0	0-0	0-0	0-0	0-0	0-0	0-0	0-0	0-0	0-0	7
22 Matthew Van Komen	C	24:12	1-2	0-0	0-1	2-3	5-5	2-3	2-1	4-1	4-0	0-0	1-1	1-0	0-0	0-0	4-0	0-0	0-0	7
0 Nick Dorn	G	35:07	8-10	5-6	3-4	2-4	6-6	1-2	24-2	2-0	0-0	0-0	0-0	0-0	0-0	0-0	16-0	0-0	0-0	16
3 TK Simpkins	G	31:31	8-17	0-2	1-1	1-3	4-0	1-1	17-6	2-2	0-0	0-0	0-0	0-0	0-0	1-1	0-0	0-0	1-7	
10 Andrew King	G	24:30	2-2	1-1	0-0	0-0	0-0	1-0	5-4	0-0	0-0	0-0	0-0	0-0	0-0	0-0	0-0	0-0	4	
2 TJ Simpkins	G	23:59	5-9	0-0	0-0	2-2	2-2	2-6	16-3	2-3	0-0	0-0	0-0	0-0	0-0	0-0	0-0	0-0	3	
12 Isaac Harrell	G	12:55	1-1	0-0	0-0	0-0	0-0	1-1	4-0	2-0	0-0	0-0	0-0	0-0	0-0	0-0	0-0	0-0	5	
14 Brayden Crump	G	15:14	2-5	0-2	1-2	0-5	5-5	0-3	5-0	0-0	0-0	0-0	0-0	0-0	0-0	0-0	0-0	0-0	1-7	
Team			32-56	7-15	13-17	10-25	35-35	11-18	84-19	10-4	4-4	2-7								
Totals																				

Record: 3-2 Technical Fouls: Simpkins 2<sup>nd</sup> 10:17

NO. Name	Min	FG		3P		FT		Rebounds		Fouls		TP	AS	TO	ST	Blocks			+/-
		M/A	M/A	M/A	M/A	OR	DR	PF	FF	FB	BS					BA			
7 Tae Davis	F	21:54	2-6	0-1	1-2	2-5	7-7	3-5	3-5	0-0	1-0	1-0	0-1	1-0	0-1	0-0	1-1	0-0	1-4
14 Kebeba Nije	F	23:25	2-5	0-0	2-2	3-4	7-7	1-2	6-0	0-0	1-0	1-1	1-1	1-1	0-0	1-0	0-0	0-0	4
3 Markus Burton	G	36:47	10-18	4-7	1-2	1-2	3-3	2-2	25-5	5-1	1-0	0-0	1-0	0-0	0-0	0-0	1-0	0-0	10
11 Braden Shrewsberry	G	35:17	7-13	5-11	3-3	0-2	2-2	2-2	22-4	1-1	1-0	1-1	0-1	0-0	0-0	0-0	0-0	0-0	9
41 Matt Allocco	G	35:44	3-9	2-7	0-0	0-4	4-4	1-0	8-1	1-0	1-0	1-1	1-1	1-1	1-0	0-0	0-0	0-0	14
21 Burke Chebuhar	G	13:20	3-4	1-1	0-0	0-0	0-0	2-0	7-2	1-1	1-0	0-0	0-0	0-0	0-0	0-0	0-0	0-0	0
1 Julian Roper II	G	10:23	0-0	0-0	0-0	0-0	0-0	2-0	0-0	1-1	2-0	0-0	1-1	1-0	0-0	0-0	0-0	0-0	7
25 Nikita Konstantynovskiy	G	08:19	2-3	0-0	0-0	1-1	2-2	1-4	0-0	1-0	0-0	0-0	0-0	0-0	0-0	0-0	0-0	0-0	3
20 J.R. Konieczny	G	11:19	0-2	0-1	0-0	1-1	2-2	0-0	1-0	0-0	1-0	0-0	0-0	0-0	0-0	0-0	0-0	0-0	0
5 Cole Certa	G	03:32	0-1	0-1	0-0	0-0	0-0	0-0	0-0	0-0	1-0	0-0	0-0	0-0	0-0	0-0	0-0	0-0	0-1
Team			0-2	0-2	0-0	0-0	0-0	0-0	0-0	0-0	0-0	0-0	0-0	0-0	0-0	0-0	0-0	0-0	0
Totals			29-61	12-29	7-9	7-17	24-24	19-10	77-15	8-7	2-4	4-7							

Record: 4-1 Technical Fouls: Davis 2<sup>nd</sup> 10:17

**Official Basketball Box Score - Final**  
**Notre Dame at Rutgers**  
11/26/24 MGM Grand Garden Arena, Las Vegas  
2024-25 Men's Basketball  
Game Time: 7:30 PM  
Game Duration: 2:25  
Attendance: 7,602  
Officials: Jeffrey Anderson, Roger Ayers, Jerry Heater

NO. Name	Min	FG		3P		FT		Rebounds		Fouls		TP	AS	TO	ST	Blocks			+/-	
		M/A	M/A	M/A	M/A	OR	DR	PF	FF	FB	BS					BA				
7 Tae Davis	F	32:24	5-10	0-0	0-0	5-7	3-3	6-4	5-4	15-2	7-0	0-0	1-1	0-1	0-0	0-0	0-0	0-0	0-0	-6
14 Kebeba Nije	F	15:41	1-2	0-0	0-0	2-2	2-4	6-3	3-4	4-0	2-0	0-0	0-0	0-0	0-0	0-0	0-0	0-0	0-0	-6
3 Markus Burton	G	03:24	1-1	0-0	0-0	0-0	0-0	0-0	0-0	0-0	0-0	0-0	0-0	0-0	0-0	0-0	0-0	0-0	0-0	
11 Braden Shrewsberry	G	43:34	6-20	3-13	1-2	0-2	2-1	1-16	2-1	0-1	1-3	0-0	0-0	0-0	0-0	0-0	0-0	0-0	0-0	-3
41 Matt Allocco	G	45:00	8-17	6-9	2-2	1-9	1-0	1-4	24-5	1-0	0-0	1-1	1-0	1-0	0-0	0-0	0-0	0-0	-1	
2 Logan Imes	G	35:07	3-7	2-4	0-0	1-0	1-1	5-1	8-1	0-0	0-1	0-0	0-0	0-0	0-0	0-0	0-0	0-0	-1	
25 Nikita Konstantynovskiy	G	03:18	0-0	0-0	0-0	0-0	0-0	0-0	0-0	0-0	0-0	0-0	0-0	0-0	0-0	0-0	0-0	0-0	0-1	
1 Julian Roper II	G	19:44	1-2	0-1	2-2	1-0	1-1	5-1	4-1	0-0	0-0	0-0	0-0	0-0	0-0	0-0	0-0	0-0	-11	
21 Burke Chebuhar	G	19:04	4-7	3-6	0-0	1-6	7-2	2-0	11-1	0-0	1-0	0-0	0-0	0-0	0-0	0-0	0-0	0-0	4	
20 J.R. Konieczny	G	06:47	0-0	0-0	0-0	0-0	0-0	1-2	2-0	0-0	0-0	1-0	0-0	0-0	0-0	0-0	0-0	0-0	9	
5 Cole Certa	G	00:57	0-0	0-0	0-0	0-0	0-0	0-0	0-0	0-0	0-0	0-0	0-0	0-0	0-0	0-0	0-0	0-0	0-3	
Team			4-2	2-6	0-0	0-1	0-0	0-0	0-0	0-0	0-1	0-0	0-0	0-0	0-0	0-0	0-0	0-0	0-0	
Totals			29-66	14-33	12-15	14-28	42-24	16-84	12-14	2-1	3-1									

Record: 4-2 Technical Fouls: NONE

NO. Name	Min	FG		3P		FT		Rebounds		Fouls		TP	AS	TO	ST	Blocks			+/-	
		M/A	M/A	M/A	M/A	OR	DR	PF	FF	FB	BS					BA				
21 Emmanuel Ogbole	C	07:26	0-0	0-0	0-0	0-0	0-0	0-0	1-1	2-0	1-0	0-0	1-0	1-0	0-0	0-0	0-0	0-0	0-6	
2 Dylan Harper	G	39:14	12-22	2-6	10-14	1-5	6-8	9-8	26-6	1-0	0-0	0-0	0-0	0-0	0-0	0-0	0-0	0-0	0-6	
4 Ace Bailey	G	36:11	4-12	1-1	1-1	2-2	4-4	2-2	10-1	1-2	0-0	1-1	2-0	0-0	0-0	0-0	0-0	0-0	0-3	
23 PJ Hayes	G	10:12	0-2	0-2	0-0	1-1	1-1	1-0	1-0	0-0	0-0	0-0	0-0	0-0	0-0	0-0	0-0	0-0	-9	
25 Jeremiah Williams	G	29:41	4-8	2-5	0-0	0-6	6-6	1-0	10-0	3-1	1-0	5-0	0-0	0-0	0-0	0-0	0-0	0-0	4	
24 Lathan Sommerville	G	16:23	2-3	0-1	1-1	1-0	1-1	2-3	5-0	2-0	0-0	0-0	0-0	0-0	0-0	0-0	0-0	0-0	0-4	
0 Jordan Derkack	G	34:00	5-12	2-5	4-7	3-3	6-3	6-16	1-1	2-1	0-0	1-0	1-2	1-0	0-0	0-0	0-0	0-0	5	
24 Zach Martini	G	19:10	0-0	0-0	1-2	0-0	0-0	0-2	1-0	0-0	0-0	0-0	0-0	0-0	0-0	0-0	0-0	0-0	0-1	
1 Jamichael Davis	G	07:59	0-1	0-1	0-0	0-0	0-0	0-0	0-0	0-0	0-0	0-0	0-0	0-0	0-0	0-0	0-0	0-0	-8	
5 Tyson Acuff	G	24:45	2-5	1-3	2-2	2-5	7-7	1-1	7-1	1-0	1-0	1-0	1-1	0-0	0-0	0-0	0-0	0-0	0-7	
Team			3-0	0-0	0-0	0-0	0-0	0-0	0-0	0-0	0-0	0-0	0-0	0-0	0-0	0-0	0-0	0-0	0	
Totals			29-65	8-24	19-28	13-23	36-16	24-85	9-9	3-1	1-1									

Record: 5-1 Technical Fouls: NONE

NDU	RUT	Points from		Turnovers		Period by Period Scoring			
		1st	2nd	TOT	1st	2nd	TOT		
Biggest lead	10 (1 <sup>st</sup> 6:08)	6 (1 <sup>st</sup> 0:57)	4	20	NDU	35	34	15	84
Best Scoring Run	6 (1 <sup>st</sup> 8:13)	9 (2 <sup>nd</sup> 3:44)	28	34	NDU	35	34	15	84
Lead Changes	16	Second Chance	14	6					
Times Tied	10	Fast Breaks	0	7					
Time with Lead	28:24	10:58	Bench	23	29				

**ELON** **ND**

Biggest lead 7 (1<sup>st</sup> 12:30) 8 (2<sup>nd</sup> 17:54)

Best Scoring Run 10 (1<sup>st</sup> 13:38) 9 (1<sup>st</sup> 9:01)

Lead Changes 13

Times Tied 7

Time with Lead 12:57 22:45

Points from Turnovers 8 11

Paint 38 24

Second Chance 10 11

Fast Breaks 6 12

Bench 23 11

Period by Period Scoring

NDU 41 43 84

ND 46 31 77

**NDU** **RUT**

Biggest lead 10 (1<sup>st</sup> 6:08) 6 (1<sup>st</sup> 0:57)

Best Scoring Run 6 (1<sup>st</sup> 8:13) 9 (2<sup>nd</sup> 3:44)

Lead Changes 16

Times Tied 10

Time with Lead 28:24 10:58

Points from Turnovers 4 20

Paint 28 34

Second Chance 14 6

Fast Breaks 0 7

Bench 23 29

Period by Period Scoring

NDU 35 34 15 84

RUT 34 35 16 85

**GAME 7** #6/7 HOUSTON, 65  
NOTRE DAME, 54

**Nov. 28, 2024**  
MGM Grand Garden Arena (Las Vegas)

**GAME 8** #21/19 CREIGHTON, 80  
NOTRE DAME, 76

**Nov. 30, 2024**  
MGM Grand Garden Arena (Las Vegas)

**Official Basketball Box Score - Final**  
**Houston at Notre Dame**  
11/27/24 MGM Grand Garden Arena, Las Vegas  
2024-25 Men's Basketball  
Game Time: 9:30 PM  
Game Duration: 1:51  
Officials: James Breeding, Brian O'Connell, Lucas Santos

NO. Name	Min	FG		3P		FT		Rebounds		Fouls		TP	AS	TO	ST	Blocks			+/-
		M/A	M/A	M/A	M/A	OR	DR	PF	FF	FB	BS					BA			
5 Ja'vier Francis	F	10:37	2-3	0-0	0-0	2-2	3-0	4-0	0-0	0-0	1-0	0-5	0-0	0-0	0-0	0-0	0-0	0-0	0-5
13 J'Wan Roberts	F	34:09	4-8	0-0	1-3	5-8	2-4	9-2	1-0	1-0	0-0								



## 2024-25 Notre Dame Men's Basketball

GAME **9**

NOTRE DAME, 48  
GEORGIA, 69

Dec. 3, 2024  
Stegeman Coliseum (Athens, GA)

Official Basketball Box Score - Final  
Notre Dame at Georgia  
12/03/24 Stegeman Coliseum, Athens  
2024-25 Men's Basketball

Game Time: 7:00 PM  
Game Duration: 1:58  
Attendance: 8,045



Officials: Pat Adams, Jeb Harriss, Todd Austin

NO. Name	Min	FG		3P		FT		Rebounds		Fouls		TP	AS	TO	ST	Blocks		+/-
		M/A	P/A	M/A	P/A	OR	DR	OR	DR	PF	FD					BS	BA	
7 Tae Davis	34:43	5-13	0-2	4-6	2-4	6	2	6	14	0	2	2	0	0	0	1	11	
14 Kebba Njie	F 20:43	2-4	0-1	0-0	2-2	2	1	4	0	1	0	0	0	0	0	3		
1 Julian Roper II	G 23:59	0-1	0-1	1-2	0	4	4	3	2	1	0	2	0	0	0	9		
11 Braeden Shrewsberry	G 38:46	6-16	2-7	0-0	0	1	1	0	14	2	1	0	0	0	0	2	-19	
41 Matt Allocco	G 38:06	2-8	1-3	0-0	0	6	3	1	5	3	1	0	0	0	0	1	-15	
12 Garrett Sundra	21:44	2-3	1-2	0-0	1	2	1	0	5	0	0	1	0	0	1	0	-20	
2 Logan Imes	04:35	0-1	0-1	0-0	0	0	0	0	0	0	0	2	0	0	0	0	-14	
25 Nikita Konstantynovskiy	11:57	2-3	0-0	1-1	2	1	3	0	2	5	0	0	0	1	0	0	-8	
20 J.R. Konieczny	05:27	0-3	0-2	0-0	1	1	2	0	0	0	0	0	0	0	0	0	-6	
Team						1	0	1	0	0	0	0	0	0	0	0	0	
Totals	19:52	4-19	6-9	7	20	27	11	13	48	5	10	3	1	3	1	3	21	

Record: 4-5

Shooting By Period

1st FG% 9-25 36.0%

3PT% 1-10 10.0%

FT% 3-3 100%

2nd FG% 10-27 37.0%

3PT% 3-9 33.3%

FT% 3-6 50%

GM FG% 19-52 36.5%

3PT% 4-19 21.1%

FT% 6-9 66.7%

Dead Ball Rebounds: 2, 1

NO. Name	Min	FG		3P		FT		Rebounds		Fouls		TP	AS	TO	ST	Blocks		+/-
		M/A	P/A	M/A	P/A	OR	DR	OR	DR	PF	FD					BS	BA	
10 RJ Godfrey	F 26:21	3-6	0-0	0-0	1	3	4	1	6	2	0	0	0	1	0	0	6	
14 Asa Newell	F 27:48	8-16	0-2	4-5	6	11	3	3	20	2	0	1	0	0	0	3		
0 Blue Cain	G 20:25	1-9	0-5	0-0	2	1	3	0	2	1	1	1	0	0	1	-8		
5 Silas Demary Jr.	G 36:05	5-7	1-3	0-0	3	0	2	4	11	2	1	5	0	0	0	17		
7 Tyrin Lawrence	G 35:40	2-7	1-4	2-2	0	5	5	1	2	7	0	0	0	0	0	25		
1 Dakota Letlow	24:44	6-12	4-9	0-0	4	4	1	0	16	3	0	1	0	0	1	28		
6 Somto Cyril	08:03	2-2	0-0	1-2	0	2	2	1	5	0	1	0	1	0	0	14		
13 Dylan James	13:50	1-4	0-2	0-0	2	2	4	0	2	1	0	0	0	0	0	14		
25 Justin Abson	05:59	0-0	0-0	0-0	2	2	2	1	0	0	1	2	0	0	0	6		
Team						1	1	2	0	0	0	0	0	0	0	0		
Totals	28:63	6-26	7-9	14	26	40	13	11	69	19	5	7	3	1	21			

Record: 8-1

Shooting By Period

1st FG% 15-32 46.9%

3PT% 3-14 21.4%

FT% 1-1 100%

2nd FG% 13-31 41.9%

3PT% 3-12 25.0%

FT% 6-8 75%

GM FG% 28-63 44.4%

3PT% 6-26 23.1%

FT% 7-9 77.8%

Dead Ball Rebounds: 2, 1

Biggest lead	Points from Turnovers	Points from		Period by Period Scoring	
		1st	2nd	TOT	TOT
8 (1 <sup>st</sup> 16:44)	21 (2 <sup>nd</sup> 0:08)	6	13	22	48
10 (2 <sup>nd</sup> 15:22)	13 (1 <sup>st</sup> 9:06)	2	15	34	69
Lead Changes		1	6		
Times Tied		1	4		
Time with Lead		07:17	31:20		

GAME **10**

SYRACUSE, 64  
NOTRE DAME, 69

Dec. 7, 2024  
Purcell Pavilion (South Bend, IN)

Official Basketball Box Score - Final  
Syracuse at Notre Dame  
12/07/24 Purcell Pavilion at the Joyce Center, Notre Dame  
2024-25 Men's Basketball

Game Time: 12:00 PM  
Game Duration: 2:19  
Attendance: 6,280



Officials: AJ Desai, Eric Lewis, Jeff Poon

NO. Name	Min	FG		3P		FT		Rebounds		Fouls		TP	AS	TO	ST	Blocks		+/-
		M/A	P/A	M/A	P/A	OR	DR	OR	DR	PF	FD					BS	BA	
1 Donnie Freeman	F 33:05	6-10	0-1	8-10	0	11	11	3	7	20	0	0	1	0	0	0	-5	
4 Chris Bell	F 17:33	1-5	0-3	2-5	0	2	2	3	4	0	0	1	1	0	0	-3		
44 Eddie Lampkin	C 20:14	2-4	0-0	1-2	2	3	5	3	5	3	4	0	0	1	0	-3		
3 Lucas Taylor	G 28:50	1-3	0-1	0-0	1	0	1	3	0	2	2	1	0	1	0	1		
5 Jaquan Carlos	G 35:25	4-8	0-0	0-0	1	1	2	2	1	8	7	2	2	0	2	-8		
8 Elijah Moore	24:37	2-6	0-2	0-0	0	0	0	0	1	4	1	0	0	0	0	-3		
13 Jyare Davis	25:17	8-12	0-1	4-5	1	3	4	3	4	20	0	2	0	0	0	-2		
0 Kyle Cufle, Jr.	09:00	0-2	0-1	1-2	0	0	0	0	3	1	1	0	1	0	0	1		
11 Chance Westry	04:35	0-0	0-0	0-0	0	0	0	1	0	0	0	0	0	0	0	3		
6 Petar Majstorovic	01:24	0-1	0-0	0-0	0	1	1	1	0	0	0	1	0	0	0	0		
Team						2	3	5	0	0	0	2	0	0	0	0		
Totals	24:51	0-9	16-24	7	24	31	21	19	64	13	13	5	2	4	5			

Record: 4-4 (0-1)

Shooting By Period

1st FG% 9-23 39.1%

3PT% 0-4 0.0%

FT% 8-14 57.1%

2nd FG% 15-29 51.7%

3PT% 0-5 0.0%

FT% 8-10 80%

GM FG% 24-51 47.1%

3PT% 0-9 0.0%

FT% 16-24 66.7%

Dead Ball Rebounds: 3, 0

NO. Name	Min	FG		3P		FT		Rebounds		Fouls		TP	AS	TO	ST	Blocks		+/-
		M/A	P/A	M/A	P/A	OR	DR	OR	DR	PF	FD					BS	BA	
7 Tae Davis	F 19:01	6-8	1-2	9-5	0	2	4	4	15	2	3	2	0	0	7			
14 Kebba Njie	F 27:17	2-6	0-0	5-7	5	4	9	3	2	9	1	2	0	1	1	7		
1 Julian Roper II	G 19:29	0-3	0-3	1-2	0	3	4	1	1	0	0	1	1	0	2			
11 Braeden Shrewsberry	G 36:38	8-15	6-11	3-3	0	2	2	1	4	25	0	0	0	0	1	3		
41 Matt Allocco	G 33:28	0-3	0-2	4-8	0	7	7	1	4	1	4	0	0	1	0	8		
25 Nikita Konstantynovskiy	07:41	0-0	0-0	0-0	0	3	3	0	0	0	0	1	0	0	0	2		
20 J.R. Konieczny	28:58	6-12	1-2	2-2	2	4	2	0	15	1	1	0	1	0	1	4		
2 Logan Imes	11:03	0-0	0-0	0-0	0	1	1	0	0	0	1	1	0	0	0	-3		
12 Garrett Sundra	08:27	0-0	0-0	0-0	0	0	0	0	1	0	1	0	1	0	0	-5		
21 Burke Chebuhar	07:59	0-2	0-2	0-0	0	0	0	0	1	0	0	1	0	0	0	0		
Team						2	1	3	0	0	1	0	0	0	0	0		
Totals	22:49	8-22	17-27	9	25	34	19	21	69	7	15	4	4	2	5			

Record: 5-5 (1-0)

Shooting By Period

1st FG% 12-27 44.4%

3PT% 4-13 30.8%

FT% 2-6 33.3%

2nd FG% 10-22 45.5%

3PT% 4-9 44.4%

FT% 15-21 71.4%

GM FG% 22-49 44.9%

3PT% 8-22 36.4%

FT% 17-27 63.0%

Dead Ball Rebounds: 4, 0

Biggest lead	Points from Turnovers	Points from		Period by Period Scoring	
		1st	2nd	TOT	TOT
2 (2 <sup>nd</sup> 10:58)	8 (1 <sup>st</sup> 1:30)	2	13	26	64
6 (2 <sup>nd</sup> 19:01)	6 (2 <sup>nd</sup> 15:25)	4	28	30	69
Lead Changes		3	6		
Times Tied		8	5		
Time with Lead		01:13	33:22		

GAME **11**

DARTMOUTH, 65  
NOTRE DAME, 77

Dec. 11, 2024  
Purcell Pavilion (South Bend, IN)

Official Basketball Box Score - Final  
Dartmouth at Notre Dame  
12/11/24 Purcell Pavilion at the Joyce Center, Notre Dame  
2024-25 Men's Basketball

Game Time: 7:00 PM  
Game Duration: 1:55  
Attendance: 3,827



Officials: Roger Ayers, Lee Cassel, Bart Lenox

NO. Name	Min	FG		3P		FT		Rebounds		Fouls		TP	AS	TO	ST	Blocks		+/-
		M/A	P/A	M/A	P/A	OR	DR	OR	DR	PF	FD					BS	BA	
2 Cade Haskins	F 28:11	0-7	0-7	2-2	1	6	7	1	2	3	0	0	0	0	0	-7		
21 Brandon Mitchell-Day	F 23:15	3-8	1-3	3-3	1	6	7	4	2	10	1	2	1	0	0	-5		
22 Jayden Williams	F 32:24	5-11	2-8	1-2	1	2	3	1	13	1	1	1	0	1	1	14		
3 Connor Amundsen	G 32:24	4-7	2-4	0-1	0	2	2	0	10	2	2	2	0	0	-11			
20 Romeo Myrhill	G 30:27	1-3	0-2	1-1	1	2	3	0	1	3	2	2	1	0	0	-21		
1 Ryan Cornish	20:40	2-8	0-3	6-6	0	3	3	3	3	10	4	2	1	0	0	9		
33 Jackson Munro	24:42	7-11	1-4	2-2	2	2	4	2	4	17	0	1	0	0	0	-13		
0 Ben Brown	03:33	0-0	0-0	0-0	0	0	0	1	1	0	0	0	0	0	0	0		
11 Connor Christensen	03:52	0-0	0-0	0-0	0	0	0	0	0	0	0	0	0	0	0	1		
5 Cameron McNamee	00:32	0-0	0-0	0-0	0	0	0	0	0	0	0	0	0	0	0	1		
Team						0	3	3	0	0	0	0	0	0	0	0		
Totals	22:55	6-33	15-17	6	25	31	14	15	65	13	11	6	0	1	1	12		

Record: 4-5

Shooting By Period

1st FG% 10-29 34.5%

3PT% 4-18 22.2%

FT% 4-5 80%

2nd FG% 12-26 46.2%

3PT% 1-12 8.3%

FT% 2-15 13.3%

GM FG% 22-55 40.0%

3PT% 6-33 18.2%

FT% 15-17 88.2%

Dead Ball Rebounds: 0, 0

NO. Name	Min	FG		3P		FT		Rebounds		Fouls		TP	AS	TO	ST	Blocks		+/-
		M/A	P/A	M/A	P/A	OR	DR	OR	DR	PF	FD					BS	BA	
7 Tae Davis	F 35:59	9-13	0-0	2-3	0	10	10	2	3	20	1	1	0	0	0	12		
14 Kebba Njie	F 21:59	2-4	0-0	0	2	3	5	2	0	4	0	2	1	1	0	12		
1 Julian Roper II	G 24:58	2-6	0-2	1-3	4	3	1	2	2	2	0	3	0	0	0	16		
11 Braeden Shrewsberry	G 34:45	8-14	4-9	2-2	0	3												





2024-25 Notre Dame Men's Basketball

GAME 13

NOTRE DAME, 75  
GEORGIA TECH, 86

Dec 31, 2024  
McCammish Pavilion (Atlanta)



Official Basketball Box Score - Final  
Notre Dame at Georgia Tech  
1/31/24 McCammish Pavilion, Atlanta  
2024-25 Men's Basketball

Game Time: 2:30 PM  
Game Duration: 2:05  
Attendance: 4,914

Notre Dame - 75 Record: 7-6 (1-1) Shooting By Period... Georgia Tech - 86 Record: 7-7 (1-2) Shooting By Period...

Technical Fouls: NONE. Biggest lead 1 (1st 12:25), 19 (1st 0:11). Best Scoring Run 11 (2nd 12:32), 8 (1st 9:35). Lead Changes 2. Times Tied 1. Time with Lead 00:21, 38:07.

Points from Turnovers, Paint, Second Chance, Fast Breaks, Bench. ND, GaTech, UNC, UND.

GAME 15

NOTRE DAME, 65  
NC STATE, 66

Jan. 8, 2025  
Lenovo Center (Raleigh, NC)



Official Basketball Box Score - Final  
Notre Dame at NC State  
01/08/25 Lenovo Center, Raleigh  
2024-25 Men's Basketball

Game Time: 7:00 PM  
Game Duration: 2:0  
Attendance: 13,51

Notre Dame - 65 Record: 7-8 (1-3) Shooting By Period... NC State - 66 Record: 9-6 (2-2) Shooting By Period...

Technical Fouls: NONE. Biggest lead 10 (1st 1:13), 6 (1st 8:38). Best Scoring Run 11 (1st 1:13), 7 (2nd 19:06). Lead Changes 11. Times Tied 2. Time with Lead 26:32, 10:17.

Points from Turnovers, Paint, Second Chance, Fast Breaks, Bench. ND, ST.

GAME 14

NORTH CAROLINA, 74  
NOTRE DAME, 73

Jan. 4, 2025  
Purcell Pavilion (South Bend, IN)



Official Basketball Box Score - Final  
North Carolina at Notre Dame  
01/04/25 Purcell Pavilion at the Joyce Center, Notre Dame  
2024-25 Men's Basketball

Game Time: 12:00 PM  
Game Duration: 2:04  
Attendance: 9,145

North Carolina - 74 Record: 9-6 (2-1) Shooting By Period... Notre Dame - 73 Record: 7-7 (1-2) Shooting By Period...

Technical Fouls: NONE. Biggest lead 12 (1st 8:42), 4 (2nd 6:27). Best Scoring Run 8 (1st 10:37), 12 (2nd 13:09). Lead Changes 17. Times Tied 9. Time with Lead 23:37, 13:36.

Points from Turnovers, Paint, Second Chance, Fast Breaks, Bench. UNC, UND, ND, Duke.

GAME 16

NOTRE DAME, 78  
#4/4 DUKE, 86

Jan. 11, 2025  
Cameron Indoor (Durham, NC)



Official Basketball Box Score - Final  
Notre Dame at Duke  
01/11/25 Cameron Indoor Stadium, Durham, NC  
2024-25 Men's Basketball

Game Time: 12:00 PM  
Game Duration: 2:1  
Attendance: 9,31

Notre Dame - 78 Record: 7-9 (1-4) Shooting By Period... Duke - 86 Record: 14-2 (6-0) Shooting By Period...

Technical Fouls: Burton 2nd 12:24. Biggest lead 0 (1st 20:00), 18 (2nd 6:05). Best Scoring Run 13 (2nd 1:02), 14 (1st 15:39). Lead Changes 0. Times Tied 0. Time with Lead 00:00, 39:03.

Points from Turnovers, Paint, Second Chance, Fast Breaks, Bench. Irish, Duke.



# 2024-25 Notre Dame Men's Basketball

**GAME 17**  
Jan. 13, 2025  
Purcell Pavilion (South Bend, IN)

BOSTON COLLEGE, 60  
NOTRE DAME, 78



Official Basketball Box Score - Final  
Boston College at Notre Dame  
01/13/25 Purcell Pavilion at the Joyce Center, Notre Dame  
2024-25 Men's Basketball  
Game Time: 7:00 PM  
Game Duration: 2:02  
Attendance: 4,693  
Officials: Brent Smith, Ted Valentini, AJ Desai

Boston College - 60

Record: 9-8 (1-5)

NO. Name	Min	FG M-A	3P M-A	FT M-A	Rebounds OR DR TOT	Fouls PF FD	TP AS TO ST	Blocks BS BA +/-
31 Elijah Strong	F 21:36	2-6	1-1	3-3	0 3 3	2 3 8	2 0 0	0 1 -8
32 Chad Venning	F 20:49	4-6	0-1	0-0	0 1 1	3 0 8	2 3 0	1 0 -6
1 Dion Brown	G 21:53	1-2	0-0	0-0	2 2 4	2 1 2	0 2 0	0 0 1
7 Joshua Beadle	G 23:33	3-7	0-0	3-3	0 2 2	3 4 9	1 3 3	0 0 -1
13 Donald Hand Jr.	G 35:09	6-11	5-7	0-0	0 1 1	1 3 17	3 1 1	0 0 -14
3 Roger McFarlane	19:41	0-2	0-2	0-0	1 3 4	3 0 0	0 1 1	0 0 -14
10 Luka Toews	09:38	0-1	0-1	0-0	0 1 1	4 0 0	2 0 1	0 0 -8
22 Jayden Hastings	19:11	1-1	0-0	0-0	0 2 2	3 1 2	0 2 0	1 0 -12
5 Fred Payne	16:50	2-4	2-3	0-0	1 0 1	0 0 6	0 1 0	0 0 -15
00 Chas Kelley III	11:40	3-7	2-4	0-0	0 0 0	2 0 8	0 1 0	0 0 -13
Team					3 1 4	0 0 2		
Totals		22-47	10-19	5-6	7 16 23	23 12 60	10 18 6	2 1 -18

Shooting By Period

1st FG%	13-26	50.0%
3PT%	5-10	50.0%
FT%	2-2	100%
2nd FG%	9-21	42.9%
3PT%	5-9	55.6%
FT%	4-4	100%
GM FG%	22-47	46.8%
3PT%	10-19	52.6%
FT%	6-6	100.0%

Dead Ball Rebounds: 0, 0

Technical Fouls: Venning 1<sup>st</sup> 2:04

Notre Dame - 78

Record: 8-10 (2-5)

NO. Name	Min	FG M-A	3P M-A	FT M-A	Rebounds OR DR TOT	Fouls PF FD	TP AS TO ST	Blocks BS BA +/-
7 Tae Davis	F 32:42	9-14	0-0	8-9	1 0 1	2 8 8	2 0 0	0 2 13
14 Kebba Njie	F 28:04	3-6	1-1	4-4	5 4 9	3 2 11	0 1 3	0 0 6
3 Markus Burton	G 32:50	5-15	1-5	9-10	1 3 4	2 9 20	0 4 4	0 0 9
11 Braeden Shrewsbury	G 27:38	0-4	0-4	0-0	0 2 2	0 0 0	1 1 0	0 0 3
41 Matt Allocco	G 31:31	5-8	1-3	2-3	1 2 3	2 2 13	1 0 3	0 0 15
1 Julian Roper II	18:46	1-1	0-0	0-0	2 2 7	1 0 2	2 0 1	0 0 26
4 Sir Mohammed	14:35	2-6	0-2	0-1	2 1 3	0 1 4	0 0 2	0 0 8
25 Nikita Konstantynovskiy	10:45	1-1	0-0	0-0	0 4 4	2 0 2	1 2 0	1 0 11
20 J.R. Konieczny	03:06	0-0	0-0	0-0	0 0 0	0 0 0	0 1 0	0 0 0
2 Logan Imes	00:03	0-0	0-0	0-0	0 0 0	0 0 0	0 0 0	0 0 -1
Team					2 0 2	0 0 1		
Totals		26-55	3-15	23-27	17 18 35	12 22 78	7 10 13	1 2 18

Shooting By Period

1st FG%	12-27	44.4%
3PT%	2-9	22.2%
FT%	10-12	83.3%
2nd FG%	14-28	50.0%
3PT%	1-6	16.7%
FT%	13-15	86.7%
GM FG%	26-55	47.3%
3PT%	3-15	20.0%
FT%	23-27	85.2%

Dead Ball Rebounds: 0, 0

Technical Fouls: NONE

	BOS	UND	Points from	BOS	UND	Period by Period Scoring
Biggest lead	4 (1 <sup>st</sup> 5:50)	18 (2 <sup>nd</sup> 0:12)	Turnovers	11	25	1st 2nd TOT
Best Scoring Run	6 (1 <sup>st</sup> 5:50)	9 (1 <sup>st</sup> 0:03)	Paint	18	40	
Lead Changes	11		Second Chance	6	25	
Times Tied			Fast Breaks	5	0	
Time with Lead	13:32	18:37	Bench	16	8	

**GAME 18**  
Jan. 18, 2025  
JMA Wireless Dome (Syracuse, NY)

NOTRE DAME, 69  
SYRACUSE, 77



Official Basketball Box Score - Final  
Notre Dame at Syracuse  
01/18/25 JMA Wireless Dome, Syracuse  
2024-25 Men's Basketball  
Game Time: 4:00 PM  
Game Duration: 2:11  
Attendance: 20,84  
Officials: Lee Cassel, Brian O'Connell, Isaac Barne

Notre Dame - 69

Record: 8-10 (2-5)

NO. Name	Min	FG M-A	3P M-A	FT M-A	Rebounds OR DR TOT	Fouls PF FD	TP AS TO ST	Blocks BS BA +/-
7 Tae Davis	F 33:37	3-14	0-2	5-6	2 5 7	4 4 11	0 4 0	0 1 13
14 Kebba Njie	F 27:04	1-3	0-1	3-4	2 4 6	4 2 5	0 3 0	0 0 8
3 Markus Burton	G 37:45	12-26	2-5	2-2	0 4 4	4 4 28	2 1 0	0 3 -5
11 Braeden Shrewsbury	G 34:47	4-7	2-4	4-4	0 6 6	2 5 14	0 2 0	1 0 -15
41 Matt Allocco	G 28:22	4-5	1-1	2-2	0 7 7	3 1 11	0 2 0	0 0 -1
1 Julian Roper II	12:19	0-0	0-0	0-0	0 0 0	3 0 0	0 0 0	1 0 0 -2
4 Sir Mohammed	06:23	0-2	0-1	0-0	2 0 2	1 0 0	0 2 3	0 0 5
25 Nikita Konstantynovskiy	12:37	0-0	0-0	0-0	2 1 3	2 1 0	0 0 0	0 0 -10
20 J.R. Konieczny	07:06	0-0	0-0	0-0	1 4 5	0 0 0	1 1 0	0 0 -7
Team					2 1 3	0 0 0		
Totals		24-57	5-14	16-18	11 32 43	23 17 69	3 13 6	1 4 -8

Shooting By Period

1st FG%	16-32	50.0%
3PT%	5-9	55.6%
FT%	5-6	83.3%
2nd FG%	8-25	32.0%
3PT%	0-5	0.0%
FT%	11-12	91.7%
GM FG%	24-57	42.1%
3PT%	5-14	35.7%
FT%	16-18	88.9%

Dead Ball Rebounds: 1, 0

Technical Fouls: Team 2<sup>nd</sup> 0:00 Team 2<sup>nd</sup> 0:00

Syracuse - 77

Record: 9-9 (3-4)

NO. Name	Min	FG M-A	3P M-A	FT M-A	Rebounds OR DR TOT	Fouls PF FD	TP AS TO ST	Blocks BS BA +/-
13 Jyare Davis	F 25:40	3-7	1-1	1-5	0 4 4	4 4 8	2 0 1	1 0 0 -1
44 Eddie Lampkin	C 32:49	5-8	0-0	3-7	4 7 11	1 6 13	4 0 3	2 0 3
2 JJ Staring	G 33:46	7-20	3-8	4-6	0 4 4	1 4 21	1 2 2	0 0 1
3 Lucas Taylor	G 17:45	1-3	0-2	1-1	0 1 1	1 1 3	1 1 1	1 0 -7
8 Elijah Moore	G 17:03	3-8	1-6	1-1	0 2 2	0 1 8	1 1 1	0 0 1 2
0 Kyle Cuffe, Jr.	21:04	1-4	1-3	10-10	1 1 2	3 4 13	1 1 1	1 0 12
4 Chris Bell	08:39	1-2	1-2	0-0	0 0 0	2 0 3	0 0 0	0 0 -4
6 Petar Majstorovic	22:07	1-1	0-0	1-2	1 1 2	3 1 3	1 2 0	0 0 0 13
5 Jaquan Carlos	21:08	2-5	1-2	0-2	2 2 4	2 2 5	3 1 0	0 0 21
Team					3 1 4	0 0 1		
Totals		24-58	8-24	21-34	11 23 34	17 23 77	14 9 9	4 1 8

Shooting By Period

1st FG%	11-28	39.3%
3PT%	6-17	35.3%
FT%	5-6	83.3%
2nd FG%	13-30	43.3%
3PT%	2-7	28.6%
FT%	16-28	57.1%
GM FG%	24-58	41.4%
3PT%	8-24	33.3%
FT%	21-34	61.8%

Dead Ball Rebounds: 4, 0

Technical Fouls: NONE

	ND	SYR	Points from	ND	SYR	Period by Period Scoring
Biggest lead	17 (1 <sup>st</sup> 10:53)	8 (2 <sup>nd</sup> 0:00)	Turnovers	13	10	1st 2nd TOT
Best Scoring Run	11 (1 <sup>st</sup> 16:46)	9 (2 <sup>nd</sup> 16:24)	Paint	32	28	
Lead Changes	1		Second Chance	6	12	
Times Tied			Fast Breaks	9	14	
Time with Lead	34:36	04:01	Bench	0	24	

**GAME 19**  
Jan. 25, 2025  
JPJ Arena (Charlottesville, VA)

NOTRE DAME  
VIRGINIA

**GAME 20**  
Jan. 28, 2025  
Purcell Pavilion (South Bend, IN)

GEORGIA TECH  
NOTRE DAME



## 2024-25 Notre Dame Men's Basketball

# GLENN & STACEY MURPHY HEAD COACH



## MICAH SHREWSBERRY GLENN & STACEY MURPHY HEAD COACH

@Coach\_Shrews

**2nd Season at Notre Dame  
4th as a Head Coach at the DI Level**

On March 24, 2023, an Indiana native came home to kickstart a new era of Notre Dame men's basketball. Vice President and James E. Rohr Notre Dame Director of Athletics Jack Swarbrick announced Micah Shrewsberry as the 18th head coach in Fighting Irish men's basketball history.

Shrewsberry brought a wealth of experience and success to the helm of the Notre Dame program. All-in-all he's coached in six NCAA Tournaments, two NCAA Final Fours, five NBA Playoffs and two NBA Conference Finals – in addition to coaching all-NBA honorees Jayson Tatum and Jaylen Brown.

### Year One with the Irish

Coach Shrewsberry achieved two of his priorities in the 2023-24 season: establish the right culture at Notre Dame and have the team playing its best basketball at the end of the season. It was a program that returned 1.6% of its scoring and was projected to finish dead last in the ACC. The young Irish team came together and doubled its ACC win total from the year prior, finishing 7-13 in league play. Coach Shrewsberry even received several votes for ACC Coach of the Year. Notre Dame finished with a 13-20 overall record and won one game (First Round vs. Georgia Tech) in the ACC Tournament.

The first key moment of the season included an emphatic 76-54 win over Virginia. What Shrews' crew accomplished had never been done by an Irish team against the Cavaliers ... ever ... it was the largest margin of victory against UVA in the all-time series. In addition, the 76 points were the most scored by an Irish squad against the Cavaliers in regulation in program history. Furthermore, right after the Virginia contest, the Irish almost pulled off the upset to two teams who made the Elite Eight in NC State and Duke.

Next, the Irish bonded together by winning five of six during the final portion of the regular season, which included the final four at home (Georgia Tech, Virginia Tech, Wake Forest, Clemson). From Feb. 1 to March 1, Notre Dame was the biggest mover in kenpom AdjEM across the Power-Five conferences. Another fun stat: when the first NET rankings came on Dec. 4, the Irish were 238. On March 10, the Irish were up to 126.

An early Coach Shrewsberry stamp on the program was the defensive intensity. Notre Dame scoring defense of 67.2 finished with a national ranking of 49th in the country, plus 3rd in the ACC. According to KenPom, Notre Dame's defensive efficiency ranked 39th nationally. In ACC play, Notre Dame

ranked 2nd in scoring defense (66.4) and 2nd in field goal percentage defense (47). Of the 20 ACC games – all but three (Virginia Tech on March 9, UNC on March 5 & Syracuse on Feb. 24) were held under their season average, with Miami, Duke and Louisville each held to season-low point totals.

Lastly – two freshman guards flourished under Coach Shrewsberry in Markus Burton and Braeden Shrewsberry. Burton became the program's first ACC Rookie of the Year. He also broke the program freshman scoring record after dropping 577 points. Burton averaged 17.5 points both on the season and in league play, leading the Irish. Shrewsberry was the lone other Irish to finish in double figures, averaging 10.2 points on the year and 11.3 points in ACC play. With that said, Burton and Shrewsberry became the 9th ACC freshmen duo in league history to rank No. 1 and No. 2 for their team in scoring, proving the future is bright in South Bend.

### Prior to Notre Dame

Prior to Notre Dame, Shrewsberry produced a historic turnaround as the head coach at Penn State. After a 14-17 first season, Shrewsberry produced a 23-14 mark in 2022-23, just the 12th 20-win season in the 127-year history of Penn State basketball. Furthermore, he collected more Big Ten wins (17) in his first two seasons than any other Penn State head coach.

Shrewsberry certainly captured the nation's attention in late February and into March, going 9-3 over their last 12 games. Shrewsberry then made plenty of noise in the 2023 Big Ten Tournament in Chicago, defeating No. 7 Illinois, No. 2 Northwestern and No. 3 Indiana to reach the championship game as the No. 10 seed. It marked the program's second-ever Big Ten title game appearance. Penn State was just the third double-digit seed to reach the Big Ten Tournament championship game and the first since 2008.

The Nittany Lions then made their first appearance in the NCAA Tournament since 2011. In the first round, Shrewsberry and the Nittany Lions knocked off No. 7 seed and SEC Tournament runner-up Texas A&M, winning the program's first NCAA Tournament game since 2001.

In year one at Penn State, Shrewsberry engineered the Big Ten's best scoring defense and guided the squad to their best defensive season (65.0 points allowed per game) in 11 years. The Nittany Lions advanced to the quarterfinal round of the Big Ten Tournament after winning two postseason games, making Shrewsberry one of just two first-year Big Ten coaches since 2008 to win two Big Ten Tournament games.

Recruiting-wise, Shrewsberry made an instant splash in Happy Valley. In his first year, Shrewsberry signed the highest-ranked recruiting class in program history, a consensus top-30 class. A year later, he signed his second-straight top-30 recruiting class, marking the first time in program history that the Nittany Lions had signed back-to-back top-30 recruiting classes.

Development-wise, Shrewsberry proved himself there as well, turning Jalen Pickett and Seth Lundy into 2nd Round NBA Draft picks. It marked the first time in program history that two Nittany Lions were selected.

Statistically speaking, the 2022-23 squad set the BIG and Penn State single-season team record for three-pointers made in a season with 385. The Nittany Lions compiled a total of five top-15 national statistical rankings. In addition, Shrewsberry tutored an Associated Press All-American in Jalen Pickett and a total of three All-Big Ten players during the 2022-23 season.

Prior to his time with Penn State, Shrewsberry experienced two separate stints at Purdue – one as assistant coach from 2011-13 and another as associate head coach from 2019-21. Highlights include the 2020-21 season, in which Shrewsberry helped lead the Boilermakers to a 13-6 fourth-place finish in the Big Ten and an 18-10 overall mark, culminating in an NCAA Tournament at-large bid. Trevion Williams claimed first-team All-Big Ten honors, while Zach Edey and Jaden Ivey were All-Freshman Team selections. Shrewsberry played a major role in recruiting Ivey, who grew up in South Bend and is the son of Karen and Kevin Keyes Family Head Women's Basketball Coach Niele Ivey.

Another highlight from his time in West Lafayette includes the 2011-12 squad that produced a 22-13 record and reached the second round of the NCAA Tournament. Under Shrewsberry, Terone Johnson was one of the most improved players in the BIG, netting accolades from conference and

national entities.

In between his Purdue stints, Shrewsberry spent six seasons (2013-19) with the NBA's Boston Celtics as an assistant coach under Brad Stevens. During his tenure, the Celtics reached the playoffs in five consecutive seasons, including back-to-back appearances in the Eastern Conference Finals in 2017 and 2018.

Shrewsberry played a key role in the development of current NBA stars Brown and Tatum, who were the No. 3 picks in the 2016 and 2017 NBA Drafts, respectively. Tatum was an NBA All-Rookie Team first-team selection, while Brown earned second-team All-Rookie honors.

The Brad Stevens connection was previously made at Butler University, where Shrewsberry spent one year as the director of operations then three as an assistant coach. With Shrewsberry on the sidelines, the Bulldogs compiled an 87-21 record, won two Horizon League regular-season championships and two Horizon League Tournament titles and made three NCAA Tournament appearances – which included back-to-back runs to the national championship game in 2010 and 2011.

Also at Butler, he aided in the development of Gordon Hayward, who was the 2009 Horizon League Newcomer of the Year, the 2010 Horizon League Player of the Year and a 2010 Final Four All-Tournament Team selection. Hayward was the ninth overall pick in the 2010 NBA Draft by the Utah Jazz.

Continuing on Shrewsberry's basketball journey, he spent time as the director of basketball operations at Marshall University (2003-05) and an assistant coach at DePauw University (2001-03) and Wabash College (2000-01). At DePauw, Shrewsberry led the Tigers to a 42-12 record with a pair of conference championships.

Shrewsberry was also the first men's basketball head coach at Indiana University South Bend. Shrewsberry started his coaching career as a graduate assistant at the University of Indianapolis in 1999-2000.

An Indianapolis area native, Shrewsberry earned his bachelor's degree from Hanover College in 1999 and a master's degree from Indiana State in 2003. As a player at Hanover, Shrewsberry was a three-year starting guard and team tri-captain.

He and his wife, Molly, have four children, Braeden, Nicholas, Caitlin and Grace.



# BRADY STEVENS

FRESHMAN | GUARD

@\_bradystevens @\_BradyStevens

Height	6-4
Eligibility	Freshman
Hometown	Boston, MA

### Season Highs

Pts	.....
Rebs	.....
FGM	.....
FGA	.....
3FGM	.....
3FGA	.....
FTM	.....
FTA	.....
Ast	.....
Blk	.....
Stl	.....

Double Figure Scoring	.....0
20+ Point Games	.....0
Double-Figure Rebounds	.....0
Double-Doubles	.....0

### Career Highs

Pts	.....
Rebs	.....
FGM	.....
FGA	.....
3FGM	.....
3FGA	.....
FTM	.....
FTA	.....
Ast	.....
Blk	.....
Stl	.....

Double Figure Scoring	.....0
20+ Point Games	.....0
Double-Figure Rebounds	.....0
Double-Doubles	.....0

## 2024-25 GAME-BY-GAME

### Freshman Season (2024-25)

#### Prep Recap

Attended Wellesley High

Three-time First Team All-Conference selection

Two career MIAA playoff wins

Scored over 1,000 career points – second most in school history – in only 72 career games

Top-three scoring performances in school history – 41, 37, 34

Averaged 23.1 points, 3.4 assists and 6.2 rebounds as a senior

Prep career highlight – scored 37 points and led his team to a playoff win vs. Doherty Memorial as a junior

Played in the Middlesex Magic program from 2019-22

Was the 2022 16U UAA Spring Champs

Played in the NY Renaissance EYBL program in 2023

Father, Brad Stevens, is President of Basketball Operations with the Boston Celtics. Mother, Tracy Stevens, played soccer at Depauw

Intended major at Notre Dame – Strategic Management

## CAREER STATS



# 1

## JULIAN ROPER II

### SENIOR | GUARD

@juoperii @JuRoper

Height	6-4
Eligibility	Senior
Hometown	Detroit, MI

#### Season Highs

Pts	8 vs Le Moyne, 12/22/24
Rebs	7 vs Boston College, 1/13/25
FGM	2, 3x last vs Le Moyne, 12/22/24
FGA	6, 2x last vs Dartmouth, 12/11/24
3FGM	2 vs Le Moyne, 12/22/24
3FGA	3, 2x last vs Le Moyne, 12/22/24
FTM	2, 2x last vs Le Moyne, 12/22/24
FTA	4 vs Le Moyne, 12/22/24
Ast	2, 4x last vs Boston College, 1/13/2
Blk	1, 2x last vs Syracuse, 12/7/244
Stl	5 vs North Dakota, 11/19/24

Double Figure Scoring	0
20+ Point Games	0
Double-Figure Rebounds	0
Double-Doubles	0

#### Career Highs

Pts	14 vs Western Michigan, 12/5/23
Rebs	10 at Boston College, 1/15/24
FGM	6 vs Western Michigan, 12/5/23
FGA	12 vs. Western Carolina, 11/11/23
3FGM	3 at Marquette, 12/9/23
3FGA	6, 3x last vs Florida St, 1/13/23
FTM	4, 2x last vs Quinnipiac, 12/22/22
FTA	5, 2x last vs Quinnipiac, 12/22/22
Ast	3, 2x last vs Maryland Eastern Shore 11/22/23
Blk	4 vs Quinnipiac, 12/22/22
Stl	5 vs North Dakota, 11/19/24

Double Figure Scoring	7
20+ Point Games	0
Double-Figure Rebounds	1
Double-Doubles	0

#### Senior Season (2024-25)

- Played in all 18 games & started in 6 in Burton's absence.
- MVP in the BC win - led team in +/- with +26. Also grabbed a season high 7 rebounds.
- Was pesky defensively against UNC (1/4), earning 3 steals.
- Co-leads team with Burton in steals with 13/game. Will often get subbed-in in late game situations for his defense.
- Season high 8 points on a season best 2 made triples in win over Le Moyne on Dec. 22.
- Gave a spark in the 2nd half vs. North Dakota with his defensive play. Along with Burton, they ignited a scoring run that pushed what was a seven-point halftime lead to double-digits that kept the Fighting Hawks at bay. Roper finished with a career-high five steals to go with four points, three rebounds and one block.

#### Junior Season (2023-24)

- Played in 31 games with 12 starts, Averaged 22.8 min.
- 11 points at Virginia Tech (3/9) in ACC reg. season finale. It was his first double-digit scoring performance since Dec. 16 vs. Georgetown. Roper went 4-for-6 from the field, which included two threes.
- Went 4-for-6 from three over the final 3 games.
- Finished 33.7 percent from deep, which ranked as the 2nd highest on the team
- Within a 2-minute span vs. Miami on Jan. 24, Roper II drained a three, took a charge and recorded a block to spark the Irish. He finished with 7 points, 4 rebounds.
- Career high 10 rebounds at Boston College (1/15).
- Had an absolute circus layup in the Georgetown game on his way to 13 points. Also grabbed a career best 3 steals.
- Knocked down a career high three triples at Marquette (12/9).
- Career high 14 points against Western Michigan (12/5), converting a career best six made field goals (6-8)

#### 2024-25 GAME-BY-GAME

Opponent	Date	GS	MIN	Total		3-Pointers		Free throws		Rebounds				PF	A	TO	BLK	STL	PTS	AVG
				FG-FGA	PCT	3FG-3FGA	PCT	FT-FTA	PCT	OFF	DEF	TOT	AVG							
Stonehill	11/06/2024		09:44	0-1	.000	0-1	.000	0-0	.000	0	2	2	2.0	1	1	0	0	1	0	0.0
Buffalo	11/11/2024		04:14	0-0	.000	0-0	.000	0-0	.000	0	0	0	1.0	0	0	0	0	0	0	0.0
at Georgetown	11/16/2024		10:14	0-0	.000	0-0	.000	0-0	.000	1	1	2	1.3	3	1	0	0	0	0	0.0
North Dakota	11/19/2024		21:50	2-6	.333	0-2	.000	0-0	.000	1	2	3	1.8	1	2	0	1	5	4	1.0
Elon	11/22/2024		10:23	0-0	.000	0-0	.000	0-0	.000	0	0	0	1.4	2	1	1	0	2	0	0.8
vs Rutgers	11/26/2024		19:44	1-2	.500	0-1	.000	2-2	1.000	1	0	1	1.3	5	1	0	0	0	4	1.3
vs Houston	11/27/2024		14:45	0-1	.000	0-0	.000	0-0	.000	1	2	3	1.6	1	0	1	0	1	0	1.1
vs Creighton	11/30/2024		17:24	0-0	.000	0-0	.000	0-0	.000	2	2	4	1.9	1	1	0	1	2	0	1.0
at Georgia	12/03/2024	*	23:59	0-1	.000	0-1	.000	1-2	.500	0	4	4	2.1	3	0	2	0	0	1	1.0
Syracuse	12/07/2024	*	19:29	0-3	.000	0-3	.000	1-2	.500	0	3	3	2.2	4	0	0	1	1	1	1.0
Dartmouth	12/11/2024	*	24:58	2-6	.333	0-2	.000	1-2	.500	1	3	4	2.4	3	2	0	0	3	5	1.4
Le Moyne	12/22/2024	*	20:23	2-5	.400	2-3	.667	2-4	.500	0	2	2	2.3	1	0	1	0	1	8	1.9
at Georgia Tech	12/31/2024	*	21:53	1-5	.200	0-2	.000	0-0	.000	5	1	6	2.6	2	2	0	0	0	2	1.9
North Carolina	01/04/2025	*	18:35	1-3	.333	0-0	.000	0-0	.000	0	0	0	2.4	2	0	0	0	3	2	1.9
at NC State	01/08/2025		09:28	1-2	.500	0-0	.000	0-0	.000	0	1	1	2.3	1	1	0	0	1	2	1.9
at Duke	01/11/2025		06:29	0-0	.000	0-0	.000	0-0	.000	0	0	0	2.2	2	1	0	0	1	0	1.8
Boston College	01/13/2025		18:46	1-1	1.000	0-0	.000	0-0	.000	5	2	7	2.5	1	2	0	0	1	2	1.8
at Syracuse	01/18/2025		12:19	0-0	.000	0-0	.000	0-0	.000	0	0	0	2.3	3	0	0	0	1	0	1.7
<b>Totals</b>		<b>6</b>	<b>284:39</b>	<b>11-36</b>	<b>.306</b>	<b>2-15</b>	<b>.133</b>	<b>7-12</b>	<b>.583</b>	<b>17</b>	<b>25</b>	<b>42</b>	<b>2.3</b>	<b>36</b>	<b>15</b>	<b>5</b>	<b>3</b>	<b>23</b>	<b>31</b>	<b>1.7</b>

#### Player Averages

Games Played	Minutes/game	Points/game	FG Pct	3FG Pct	FT Pct	Rebounds/game	Assists/game	Turnovers/game	Assist/Turnover ratio	Steals/game	Blocks/game
18	15.8	1.7	30.6	13.3	58.3	2.3	0.8	0.3	3.0	1.3	0.2

#### CAREER STATS

SEASON	TEAM	GP-GS	MIN/AVG	Field Goals		3-Point		F-Throws		Rebounds				Scoring						
				FG-FGA	FG%	3FG-3FGA	3FG%	FT-FTA	FT%	OFF	DEF	TOT	AVG	PF-FO	A	TO	BLK	STL	PTS	AVG
2021-22	NU	29-15	590/20.3	39-114	.342	18-51	.353	20-28	.714	32	67	99	3.4	50-1	28	13	14	25	116	4.0
2022-23	NU	15-0	321/21.4	24-53	.453	8-19	.421	10-22	.455	9	46	55	3.7	30-0	16	11	4	11	66	4.4
2023-24	ND	31-12	707/22.8	63-164	.384	28-83	.337	14-29	.483	31	94	125	4.0	60-0	20	28	5	29	168	5.4
2024-25	ND	18-6	285/15.8	11-36	.306	2-15	.133	7-12	.583	17	25	42	2.3	36-1	15	5	3	23	31	1.7
<b>TOTAL FOR ND</b>	<b>49-18</b>	<b>991/20.2</b>	<b>74-200</b>	<b>.370</b>	<b>30-98</b>	<b>.306</b>	<b>21-41</b>	<b>.512</b>	<b>48</b>	<b>119</b>	<b>167</b>	<b>3.4</b>	<b>96-1</b>	<b>35</b>	<b>33</b>	<b>8</b>	<b>52</b>	<b>199</b>	<b>4.1</b>	
<b>TOTAL</b>	<b>93-33</b>	<b>1903/20.5</b>	<b>137-367</b>	<b>.373</b>	<b>56-168</b>	<b>.333</b>	<b>51-91</b>	<b>.560</b>	<b>89</b>	<b>232</b>	<b>321</b>	<b>3.5</b>	<b>176-2</b>	<b>79</b>	<b>57</b>	<b>26</b>	<b>88</b>	<b>381</b>	<b>4.1</b>	



2

**LOGAN IMES**  
SOPHOMORE | GUARD

@logan\_imes @ImesLogan

Height	6-4
Eligibility	Sophomore
Hometown	Zionsville, IN

**Season Highs**

**Pts** ..... 11 vs Le Moyne, 12/22/24  
**Rebs** ..... 5 vs Houston, 11/27/24  
**FGM** ..... 3, 2x last vs Le Moyne, 12/22/24  
**FGA** ..... 7 vs Rutgers, 11/26/24  
**3FGM** ..... 2 vs Rutgers, 11/26/24  
**3FGA** ..... 4 vs Rutgers, 11/26/24  
**FTM** ..... 5 vs Dartmouth, 12/22/24  
**FTA** ..... 6 last vs Dartmouth, 12/22/24  
**Ast** ..... 4 vs Le Moyne, 12/22/24  
**Blk** ..... 1, 2x last vs Le Moyne, 12/22/24  
**Stl** ..... 2 vs Le Moyne, 12/22/24

Double Figure Scoring ..... 1  
 20+ Point Games ..... 0  
 Double-Figure Rebounds ..... 0  
 Double-Doubles ..... 0

**Career Highs**

**Pts** ..... 11 vs Le Moyne, 12/22/24  
**Rebs** ..... 6 at Pitt, 2/3/24  
**FGM** ..... 3, 3x last vs Le Moyne, 12/22/24  
**FGA** ..... 7 vs Rutgers, 11/26/24  
**3FGM** ..... 2 vs Rutgers, 11/26/24  
**3FGA** ..... 4, 2x last vs Rutgers, 11/26/24  
**FTM** ..... 5 vs Dartmouth, 12/22/24  
**FTA** ..... 6 last vs Dartmouth, 12/22/24  
**Ast** ..... 4, 2x last vs. Le Moyne, 12/22/24  
**Blk** ..... 1, 5x last vs Le Moyne, 12/22/24  
**Stl** ..... 2, 3x last vs Le Moyne, 12/22/24

Double Figure Scoring ..... 1  
 20+ Point Games ..... 0  
 Double-Figure Rebounds ..... 0  
 Double-Doubles ..... 0

**Sophomore Season (2024-25)**

- Played in 14-of-18 games, averaging 11.8 min.
- Standout game was Le Moyne on Dec. 22. Imes recorded a career high 11 points on 3-5 shooting, plus 5-6 from the free-throw line. He also tied his career high in assists (4) and steals (2).
- Started twice in Las Vegas in place of the injured Markus Burton. Players Era 3-game Stats -- 13 PTS (4.3 ppg); 5-13 FG (38%); 2-6 3PT (33%); 9 REB; 4 AST.
- Played a career high 35 minutes against Rutgers after Burton went down. Drained a career best two triples to tie his career high of eight points.

**Freshman Season (2023-24)**

- Played in 31 games, with 3 starts, averaging 17.6 min.
- Dependable ball handler for Coach Shrews. Averaged less than a turnover per game with a 1.1 A/TO ratio.
- Scored all 8 of his season high points in the 2nd half in the win vs. Virginia Tech on Feb. 10. Went 3-fof-4 from the line (final 1:14 of the game) and hit a pivotal three-pointer with 7:23 left.
- In his 2nd start, Imes grabbed a season high 6 rebounds at Pitt (2/3), also supplying 4 points.
- 1st collegiate start at Virginia on Jan. 31 - 3 points, 5 rebounds, 3 assists and just 1 turnover.
- Season high 4 assists vs. Miami on Jan. 24.
- Got 20 min of action at #8 Marquette, tallying 5 points, 5 rebounds, 2 assists and 2 steals.
- Made his first collegiate three-pointer in the win over Oklahoma State on Nov. 17.

**2024-25 GAME-BY-GAME**

Opponent	Date	GS	MIN	Total		3-Pointers		Free throws		Rebounds				PF	A	TO	BLK	STL	PTS	AVG
				FG-FGA	PCT	3FG-3FGA	PCT	FT-FTA	PCT	OFF	DEF	TOT	AVG							
Stonehill	11/06/2024		14:37	2-2	1.000	1-1	1.000	0-0	.000	0	2	2	2.0	1	0	1	0	0	5	5.0
Buffalo	11/11/2024		12:22	0-0	.000	0-0	.000	0-0	.000	0	4	4	3.0	2	2	0	0	0	0	2.5
at Georgetown	11/16/2024		03:04	1-2	.500	0-1	.000	0-0	.000	0	0	0	2.0	0	1	0	1	2	2.3	
North Dakota	11/19/2024		02:02	0-0	.000	0-0	.000	0-0	.000	0	0	0	1.5	0	0	0	0	0	1.8	
vs Rutgers	11/26/2024		35:06	3-7	.429	2-4	.500	0-0	.000	1	0	1	1.4	5	1	0	1	0	8	3.0
vs Houston	11/27/2024	*	28:40	1-2	.500	0-1	.000	1-2	.500	0	5	5	2.0	2	2	1	0	0	3	3.0
vs Creighton	11/30/2024	*	11:50	1-4	.250	0-1	.000	0-0	.000	1	2	3	2.1	0	1	1	0	0	2	2.9
at Georgia	12/03/2024		04:35	0-1	.000	0-1	.000	0-0	.000	0	0	0	1.9	0	0	2	0	0	0	2.5
Syracuse	12/07/2024		11:03	0-0	.000	0-0	.000	0-0	.000	0	1	1	1.8	1	1	1	0	0	0	2.2
Dartmouth	12/11/2024		16:19	1-3	.333	0-1	.000	1-2	.500	1	1	2	1.8	1	0	0	0	0	3	2.3
Le Moyne	12/22/2024		18:05	3-5	.600	0-1	.000	5-6	.833	1	0	1	1.7	3	4	2	1	2	11	3.1
at Georgia Tech	12/31/2024		06:34	0-3	.000	0-1	.000	0-0	.000	0	0	0	1.6	0	0	1	0	0	0	2.8
North Carolina	01/04/2025		00:21	0-0	.000	0-0	.000	0-0	.000	0	0	0	1.5	0	0	0	0	0	0	2.6
Boston College	01/13/2025		00:03	0-0	.000	0-0	.000	0-0	.000	0	0	0	1.4	0	0	0	0	0	0	2.4
<b>Totals</b>		<b>2</b>	<b>164:41</b>	<b>12-29</b>	<b>.414</b>	<b>3-12</b>	<b>.250</b>	<b>7-10</b>	<b>.700</b>	<b>4</b>	<b>15</b>	<b>19</b>	<b>1.4</b>	<b>15</b>	<b>11</b>	<b>10</b>	<b>2</b>	<b>3</b>	<b>34</b>	<b>2.4</b>

**Player Averages**

Games Played	Minutes/game	Points/game	FG Pct	3FG Pct	FT Pct	Rebounds/game	Assists/game	Turnovers/game	Assist/Turnover ratio	Steals/game	Blocks/game
14	11.8	2.4	41.4	25.0	70.0	1.4	0.8	0.7	1.1	0.2	0.1

**CAREER STATS**

SEASON	TEAM	GP-GS	MIN/AVG	Field Goals		3-Point		F-Throws		Rebounds				Scoring						
				FG-FGA	FG%	3FG-3FGA	3FG%	FT-FTA	FT%	OFF	DEF	TOT	AVG	PF-FO	A	TO	BLK	STL	PTS	AVG
2023-24	ND	31-3	546/17.6	20-66	.303	8-36	.222	14-17	.824	5	72	77	2.5	36-0	34	24	3	12	62	2.0
2024-25	ND	14-2	165/11.8	12-29	.414	3-12	.250	7-10	.700	4	15	19	1.4	15-1	11	10	2	3	34	2.4
<b>TOTAL</b>		<b>45-5</b>	<b>710/15.8</b>	<b>32-95</b>	<b>.337</b>	<b>11-48</b>	<b>.229</b>	<b>21-27</b>	<b>.778</b>	<b>9</b>	<b>87</b>	<b>96</b>	<b>2.1</b>	<b>51-1</b>	<b>45</b>	<b>34</b>	<b>5</b>	<b>15</b>	<b>96</b>	<b>2.1</b>



# 3 MARKUS BURTON

## SOPHOMORE | GUARD

[@markusburtonn](#) [@markussburton](#)

Height	6-0
Eligibility	Sophomore
Hometown	Mishawaka, IN

### Season Highs

Pts	29 vs North Dakota, 11/19/24
Rebs	9, 2x last vs North Dakota, 11/19/24
FGM	13 vs North Dakota, 11/19/24
FGA	26 at Syracuse, 1/18/25
3FGM	4, 2x last at Duke, 1/11/25
3FGA	7, 2x last vs Elon, 11/22/24
FTM	9, 2x last vs Boston College, 1/13/2
FTA	10, 2x last vs Boston College, 1/13/2
Ast	8 vs Buffalo, 11/11/24
Blk	1 at Duke, 1/11/25
Stl	4 vs Boston College, 1/13/2

### Career Highs

Pts	31 vs. Wake Forest, 2/27/24
Rebs	9, 2x last vs North Dakota, 11/19/24
FGM	13 vs North Dakota, 11/19/24
FGA	26 at Syracuse, 1/18/25
3FGM	4, 2x last at Duke, 1/11/25
3FGA	9 vs Miami, 1/24/24
FTM	12 vs. Wake Forest, 3/13/24
FTA	12 vs. Wake Forest, 3/13/24
Ast	8, 4x last vs Buffalo, 11/11/24
Blk	1, 8x last at Duke, 1/11/25
Stl	6 vs. Virginia Tech, 2/10/24

Double Figure Scoring	10	Double Figure Scoring	40
20+ Point Games	6	20+ Point Games	17
30+ Point Games	0	30+ Point Games	1
Double-Figure Rebounds	0	Double-Figure Rebounds	0
Double-Doubles	0	Double-Doubles	0

### 2024-25 GAME-BY-GAME

Opponent	Date	GS	MIN	Total			3-Pointers		Free throws		Rebounds				PF	A	TO	BLK	STL	PTS	AVG
				FG	FGA	PCT	3FG	3FGA	PCT	FT	FTA	PCT	OFF	DEF							
Stonehill	11/06/2024	*	31:43	6-17	.353	2-6	.333	4-4	1.000	0	3	3	3.0	4	5	2	0	1	18	18.0	
Buffalo	11/11/2024	*	34:35	8-21	.381	1-7	.143	2-4	.500	0	9	9	6.0	2	8	2	0	3	19	18.5	
at Georgetown	11/16/2024	*	29:31	4-11	.364	0-2	.000	8-8	1.000	0	3	3	5.0	2	5	1	0	1	16	17.7	
North Dakota	11/19/2024	*	33:47	13-20	.650	2-4	.500	1-1	1.000	0	9	9	6.0	3	3	1	0	2	29	20.5	
Elon	11/22/2024	*	36:47	10-18	.556	4-7	.571	1-2	.500	1	2	3	5.4	2	5	1	0	1	25	21.4	
vs Rutgers	11/26/2024	*	03:24	1-1	1.000	0-0	.000	0-0	.000	0	0	0	4.5	0	0	0	0	0	2	18.2	
North Carolina	01/04/2025	*	22:57	7-14	.500	0-3	.000	9-10	.900	0	0	0	3.9	0	2	4	0	2	23	18.9	
at NC State	01/08/2025	*	33:04	5-15	.333	2-4	.500	3-4	.750	0	0	3.4	2	4	3	0	0	15	18.4		
at Duke	01/11/2025	*	34:11	8-17	.471	4-6	.667	3-4	.750	0	5	5	3.6	4	2	4	1	0	23	18.9	
Boston College	01/13/2025	*	32:50	5-15	.333	1-5	.200	9-10	.900	1	3	4	3.6	2	0	4	0	4	20	19.0	
at Syracuse	01/18/2025	*	37:45	12-26	.462	2-5	.400	2-2	1.000	0	4	4	3.6	4	2	1	0	0	28	19.8	
<b>Totals</b>			<b>10</b>	<b>330:34</b>	<b>.451</b>	<b>18-49</b>	<b>.367</b>	<b>42-49</b>	<b>.857</b>	<b>2</b>	<b>38</b>	<b>40</b>	<b>3.6</b>	<b>25</b>	<b>36</b>	<b>23</b>	<b>1</b>	<b>14</b>	<b>218</b>	<b>19.8</b>	

### Player Averages

Games Played	Minutes/game	Points/game	FG Pct	3FG Pct	FT Pct	Rebounds/game	Assists/game	Turnovers/game	Assist/Turnover ratio	Steals/game	Blocks/game
11	30.1	19.8	45.1	36.7	85.7	3.6	3.3	2.1	1.6	1.3	0.1

### CAREER STATS

SEASON TEAM	GP-GS	MIN/AVG	Field Goals		3-Point		F-Throws		Rebounds				Scoring						
			FG-FGA	FG%	3FG-3FGA	3FG%	FT-FTA	FT%	OFF	DEF	TOT	AVG	PF-FO	A	TO	BLK	STL	PTS	AVG
2023-24 ND	33-33	1114/33.7	210-499	.421	42-140	.300	115-140	.821	21	89	110	3.3	95-0	143	123	7	63	577	17.5
2024-25 ND	11-10	331/30.1	79-175	.451	18-49	.367	42-49	.857	2	38	40	3.6	25-0	36	23	1	14	218	19.8
<b>TOTAL</b>	<b>44-43</b>	<b>1444/32.8</b>	<b>289-674</b>	<b>.429</b>	<b>60-189</b>	<b>.317</b>	<b>157-189</b>	<b>.831</b>	<b>23</b>	<b>127</b>	<b>150</b>	<b>3.4</b>	<b>120-0</b>	<b>179</b>	<b>146</b>	<b>8</b>	<b>77</b>	<b>795</b>	<b>18.1</b>

### Awards

#### 2024-25

Naismith Trophy College Player of the Year Watch List // Naismith Starting 5 - Bob Cousy PG of the Year Watch List // Preseason All-ACC First Team

#### 2023-24

2024 ACC Rookie of the Year - Program's 3rd Rookie of the Year and 1st from the ACC // Third Team All-ACC // ACC All-Freshman Team // 2023 Legends Classic All-Tournament Team // 4-time ACC Rookie of the Week - ND record

### Sophomore Season [2024-25]

- Exited the Rutgers game on Nov. 26 with a knee injury and made his return to the court against UNC on Jan. 4. And what a gutsy performance it was against the Tar Heels, dropping 23 points in 23 minutes.

- If you discount the Rutgers injury game, Burton has recorded 20+ points in 6 of his last 7 games. He has produced three straight - if he were to get to five it'll mark the first time since Ben Hansbrough in February of 2011.

- Last 5 games, also his ACC average: team best 21.8 ppg. Also coincides with his January average which ranks 3rd amongst ACC players behind Cooper Flagg & Hunter Sallis.

- Averaging 19.8 ppg on the season, which is slightly tarnished due to his early injury 2-point Rutgers game.

- Averages a team best 3.3 assists/game.

- Burton once again looking to make ND history and trying to be the first Irish player to average at least 20.0 points and 3.0 assists in a season. He would be just the 15th ACC player since 1996.

- Shooting 48.4% from two-point range but is really excelling in the midrange where he is sinking 52.6% (20-38) - 17.0% above the D1 average.

- Dropped a first half career best 22 points at Syracuse on Jan. 18. Finished with 28 points, 1 shy of his season high.

- A bucket shy of a career-high and a rebound shy of his first career double-double against North Dakota (11/19). Burton dropped 29 points & tied his career high of 9 rebounds.

- A quiet first half at Georgetown (11/16), but turned it on in the second when he scored 12 of his 16 points. He was a perfect 8-for-8 from the free-throw line.

- Burton flirted with what would have been just the program's second ever triple-double. The sophomore recorded 19 points, a career high nine rebounds and a career-high tying eight assists.

### Freshman Season [2023-24]

- His 17.5 ppg led all ACC freshmen. Ranked 3rd nationally amongst D1 freshmen

- Burton's 577 points set a new ND freshman scoring record, surpassing the previous holder Troy Murphy and his 519 points (1998-99).

- Only rookie in the country who averaged at least 17 points, 4 assists and 1.9 steals.

- ACC play only rankings: 17.5 points (6th), 2.2 steals (1st), 4.8 assists (3rd).

- 63 steals - tied Jerian Grant for 3rd most in an ND season.

- Dished out 95 assists in ACC play - ranked as the 4th most by an ND player

- Career high 31 points in the win over Wake Forest on Feb. 27. Now 1-of-4 freshmen in program history to record a 30-point game: Troy Murphy, Chris Thomas and Adrian Dantley.

- Since 1996, only one other Irish player had produced two games in the same regular season with at least 15 points, 5 assists and 5 steals. His name was Chris Thomas back in the 2001-02 season. Burton has not only achieved this feat but did it in back-to-back games.



# 4

## SIR MOHAMMED FRESHMAN | GUARD

[@sirmohammed13](#) [@thesirmohammed](#)

Height	6-6
Eligibility	Freshman
Hometown	Charlotte, NC

### Season Highs

Pts	11 at Duke, 1/11/25
Rebs	6 vs Stonehill, 11/6/24
FGM	4 at Duke, 1/11/25
FGA	7, 2x last at Duke, 1/11/25
3FGM	2 at Duke, 1/11/25
3FGA	4 at Duke, 1/11/25
FTM	1, 2x last at Duke, 1/11/25
FTA	2, 2x last at Duke, 1/11/25
Ast	3 vs Stonehill, 11/6/24
Blk	1 vs Buffalo, 11/11/24
Stl	3 at Syracuse, 1/18/25

### Career Highs

Pts	11 at Duke, 1/11/25
Rebs	6 vs Stonehill, 11/6/24
FGM	4 at Duke, 1/11/25
FGA	7, 2x last at Duke, 1/11/25
3FGM	2 at Duke, 1/11/25
3FGA	4 at Duke, 1/11/25
FTM	1, 2x last at Duke, 1/11/25
FTA	2, 2x last at Duke, 1/11/25
Ast	3 vs Stonehill, 11/6/24
Blk	1 vs Buffalo, 11/11/24
Stl	3 at Syracuse, 1/18/25

Double Figure Scoring	1	Double Figure Scoring	1
20+ Point Games	0	20+ Point Games	0
Double-Figure Rebounds	0	Double-Figure Rebounds	0
Double-Doubles	0	Double-Doubles	0

### Freshman Season (2024-25)

- On Monday, November 18, freshman guard Sir Mohammed underwent successful surgery performed by Dr. Brian Ratigan for a lower-body injury. On Dec. 31 at Georgia Tech, Sir made his return from injury.

- Sir had a great game at #4 Duke - earning his first double-digit scoring performance of his collegiate career with 11 points on 4-7 shooting.

- Small sample size, but Sir is 66.7% from midrange 2s and 3-4 from around the rim.

### Prep Recap

Ranked 43rd in the country by 247 Sports and 57th by ESPN. Part of three-player recruiting class that ranked 19th in the country by ESPN.

Averaged 13.5 points, 6.5 rebounds, 5.0 assists and 2.3 steals in 20.5 minutes over 24 games as a senior.

Led Myers Park to a 27-3 overall record with a 10-0 mark in conference play.

2024 Second-Team All-State // 2023 Second-Team All-State

Shot 53 percent from the field, 38 percent from 3 and 62 percent from the free-throw line.

Senior year highlight — dropping 30 points against St. Paul VI (Va.) Catholic.

Led Myers Park High to a 28-4 record, a national ranking and a 4A State championship title as a junior (first state championship game for Myers Park in more than 60 years).

Averaged 13.5 points, 5.3 rebounds 4.9 assists and 1.9 steals.

Played for Team Curry 17U on the Under Armour Next Circuit where he averaged 8.4 points and 4.3 assists in the summer of 2023.

Son of former NBA power forward Nazr Mohammed

### 2024-25 GAME-BY-GAME

Opponent	Date	GS	MIN	Total		3-Pointers		Free throws		Rebounds				PF	A	TO	BLK	STL	PTS	AVG
				FG-FGA	PCT	3FG-3FGA	PCT	FT-FTA	PCT	OFF	DEF	TOT	AVG							
Stonehill	11/06/2024		16:32	2-7	.286	0-3	.000	1-2	.500	2	4	6	6.0	3	3	1	0	0	5	5.0
Buffalo	11/11/2024		09:26	0-2	.000	0-2	.000	0-0	.000	0	1	1	3.5	1	2	1	0	0	2	2.5
at Georgia Tech	12/31/2024		02:56	1-1	1.000	1-1	1.000	0-0	.000	0	0	0	2.3	0	0	1	0	0	3	2.7
North Carolina	01/04/2025		01:42	0-1	.000	0-1	.000	0-0	.000	0	0	0	1.8	0	0	0	0	1	0	2.0
at NC State	01/08/2025		01:58	0-0	.000	0-0	.000	0-0	.000	0	0	0	1.4	0	0	0	0	0	0	1.6
at Duke	01/11/2025		14:59	4-7	.571	2-4	.500	1-2	.500	1	1	2	1.5	3	1	0	0	0	11	3.2
Boston College	01/13/2025		14:35	2-6	.333	0-2	.000	0-1	.000	2	1	3	1.7	0	0	0	2	4	3.3	
at Syracuse	01/18/2025		06:23	0-2	.000	0-1	.000	0-0	.000	2	0	2	1.8	1	0	2	0	3	0	2.9
<b>Totals</b>		<b>0</b>	<b>68:31</b>	<b>9-26</b>	<b>.346</b>	<b>3-14</b>	<b>.214</b>	<b>2-5</b>	<b>.400</b>	<b>7</b>	<b>7</b>	<b>14</b>	<b>1.8</b>	<b>8</b>	<b>5</b>	<b>6</b>	<b>1</b>	<b>6</b>	<b>23</b>	<b>2.9</b>

### Player Averages

Games Played	Minutes/game	Points/game	FG Pct	3FG Pct	FT Pct	Rebounds/game	Assists/game	Turnovers/game	Assist/Turnover ratio	Steals/game	Blocks/game
8	8.6	2.9	34.6	21.4	40.0	1.8	0.6	0.8	0.8	0.8	0.1

### CAREER STATS

SEASON	TEAM	GP-GS	MIN/AVG	Field Goals		3-Point		F-Throws		Rebounds				Scoring						
				FG-FGA	FG%	3FG-3FGA	3FG%	FT-FTA	FT%	OFF	DEF	TOT	AVG	PF-FO	A	TO	BLK	STL	PTS	AVG
2024-25	ND	8-0	69/8.6	9-26	.346	3-14	.214	2-5	.400	7	7	14	1.8	8-0	5	6	1	6	23	2.9
<b>TOTAL</b>		<b>8-0</b>	<b>69/8.6</b>	<b>9-26</b>	<b>.346</b>	<b>3-14</b>	<b>.214</b>	<b>2-5</b>	<b>.400</b>	<b>7</b>	<b>7</b>	<b>14</b>	<b>1.8</b>	<b>8-0</b>	<b>5</b>	<b>6</b>	<b>1</b>	<b>6</b>	<b>23</b>	<b>2.9</b>





# 5

## COLE CERTA FRESHMAN | GUARD

@colecerta      @ColeCerta

Height	6-5
Eligibility	Freshman
Hometown	Le Roy, IL

### Season Highs

<b>Pts</b>	5 vs Le Moyne, 12/22/24
<b>Rebs</b>	1 vs Stonehill, 11/6/24
<b>FGM</b>	2 vs Le Moyne, 12/22/24
<b>FGA</b>	4 vs Le Moyne, 12/22/24
<b>3FGM</b>	1 vs Le Moyne, 12/22/24
<b>3FGA</b>	3 vs Le Moyne, 12/22/24
<b>FTM</b>	
<b>FTA</b>	
<b>Ast</b>	1 vs Elon, 11/22/24
<b>Blk</b>	
<b>Stl</b>	

Double Figure Scoring	0
20+ Point Games	0
Double-Figure Rebounds	0
Double-Doubles	0

### Career Highs

<b>Pts</b>	5 vs Le Moyne, 12/22/24
<b>Rebs</b>	1 vs Stonehill, 11/6/24
<b>FGM</b>	2 vs Le Moyne, 12/22/24
<b>FGA</b>	4 vs Le Moyne, 12/22/24
<b>3FGM</b>	1 vs Le Moyne, 12/22/24
<b>3FGA</b>	3 vs Le Moyne, 12/22/24
<b>FTM</b>	
<b>FTA</b>	
<b>Ast</b>	1 vs Elon, 11/22/24
<b>Blk</b>	
<b>Stl</b>	

Double Figure Scoring	0
20+ Point Games	0
Double-Figure Rebounds	0
Double-Doubles	0

### Freshman Season (2024-25)

- Played in 6-of-18 games, averaging 3.1 min.

- Earned his first collegiate points and first three in win over Le Moyne on Dec. 22. Finished with 5 points.

### Prep Recap

Ranked 89th overall in the country by ESPN and 90th by 247 Sports.

Spent his senior year at the IMG Academy in Bradenton, Florida.

Averaged 8.3 points, 3.0 rebounds and 1.5 assists in 21.0 minutes as a senior.

Helped IMG achieve a 20-9 overall record, losing to St. Paul VI Catholic High School, 101-89, in the first round of the Chipotle Nationals.

Made 110 3-pointers and shot 42 percent.

Spent his first three years of high school at Bloomington Central Catholic in Illinois.

As a junior, Certa led the Saints to a 26-12 record and Illinois Class 2A runner-up finish.

Earned First Team All-State honors after averaging 26.1 points, 5.3 rebounds and 2.4 assists. Certa also knocked down 115 triples during his junior campaign.

Played on the Illinois Wolves as part of the Under Armour Elite 24 event.

A four-star prospect ranked 74th overall by 247Sports and 89th by ESPN

### 2024-25 GAME-BY-GAME

Opponent	Date	GS	MIN	Total		3-Pointers		Free throws		Rebounds				PF	A	TO	BLK	STL	PTS	AVG
				FG-FGA	PCT	3FG-3FGA	PCT	FT-FTA	PCT	OFF	DEF	TOT	AVG							
Stonehill	11/06/2024		02:36	0-0	.000	0-0	.000	0-0	.000	0	1	1	1.0	0	0	0	0	0	0	0.0
at Georgetown	11/16/2024		01:07	0-0	.000	0-0	.000	0-0	.000	0	0	0	0.5	0	0	0	0	0	0	0.0
Elon	11/22/2024		03:32	0-1	.000	0-1	.000	0-0	.000	0	0	0	0.3	0	1	0	0	0	0	0.0
vs Rutgers	11/26/2024		00:57	0-0	.000	0-0	.000	0-0	.000	0	0	0	0.3	1	0	0	0	0	0	0.0
vs Creighton	11/30/2024		02:36	0-0	.000	0-0	.000	0-0	.000	0	0	0	0.2	1	0	1	0	0	0	0.0
Le Moyne	12/22/2024		07:53	2-4	.500	1-3	.333	0-0	.000	0	0	0	0.2	0	0	1	0	0	5	0.8
<b>Totals</b>		<b>0</b>	<b>18:41</b>	<b>2-5</b>	<b>.400</b>	<b>1-4</b>	<b>.250</b>	<b>0-0</b>	<b>.000</b>	<b>0</b>	<b>1</b>	<b>1</b>	<b>0.2</b>	<b>2</b>	<b>1</b>	<b>2</b>	<b>0</b>	<b>0</b>	<b>5</b>	<b>0.8</b>

### Player Averages

Games Played	Minutes/game	Points/game	FG Pct	3FG Pct	FT Pct	Rebounds/game	Assists/game	Turnovers/game	Assist/Turnover ratio	Steals/game	Blocks/game
6	3.1	0.8	40.0	25.0	0.0	0.2	0.2	0.3	0.5	0.0	0.0

### CAREER STATS

SEASON	TEAM	GP-GS	MIN/AVG	Field Goals		3-Point		F-Throws		Rebounds				Scoring						
				FG-FGA	FG%	3FG-3FGA	3FG%	FT-FTA	FT%	OFF	DEF	TOT	AVG	PF	FO	A	TO	BLK	STL	PTS
2024-25	ND	6-0	19/3.1	2-5	.400	1-4	.250	0-0	.000	0	1	1	0.2	2-0	1	2	0	0	5	0.8
<b>TOTAL</b>		<b>6-0</b>	<b>19/3.1</b>	<b>2-5</b>	<b>.400</b>	<b>1-4</b>	<b>.250</b>	<b>0-0</b>	<b>.000</b>	<b>0</b>	<b>1</b>	<b>1</b>	<b>0.2</b>	<b>2-0</b>	<b>1</b>	<b>2</b>	<b>0</b>	<b>0</b>	<b>5</b>	<b>0.8</b>



7

TAE DAVIS JUNIOR | FORWARD

@taeedavis @DanteDavis\_

Table with 2 columns: Attribute (Height, Eligibility, Hometown) and Value (6-9, Junior, Indianapolis, IN)

Season Highs

Table of Season Highs: Pts (27, 2x last at Georgia Tech), Rebs (10 vs Dartmouth), FGM (9, 4x last vs Boston College), FGA (16 at Georgia Tech), 3FGM (1, 6x last at Duke), 3FGA (3, 2x last vs Creighton), FTM (12, 2x last vs Le Moyne), FTA (14 vs Le Moyne), Ast (6 at NC State), Blk (1 vs North Dakota), Stl (2, 3x last vs Syracuse)

Career Highs

Table of Career Highs: Pts (27, 2x last at Georgia Tech), Rebs (10, 4x last vs Dartmouth), FGM (9, 4x last vs Boston College), FGA (16 at Georgia Tech), 3FGM (1, 14x last at Duke), 3FGA (3, 6x last vs Creighton), FTM (12, 2x last vs Le Moyne), FTA (14 vs Le Moyne), Ast (6 at NC State), Blk (2 vs Citadel), Stl (3, 2x last vs Siena)

Table of Double Figure Scoring, 20+ Point Games, Double-Figure Rebounds, and Double-Doubles for both Season and Career.

2024-25 GAME-BY-GAME

Large table showing game-by-game statistics for the 2024-25 season, including opponent, date, minutes, and various shooting and rebounding metrics.

Player Averages

Table of Player Averages: Games Played (18), Minutes/game (29.9), Points/game (16.4), FG Pct (50.3), 3FG Pct (25.0), FT Pct (77.4), Rebounds/game (5.3), Assists/game (1.9), Turnovers/game (2.1), Assist/Turnover ratio (0.9), Steals/game (0.7), Blocks/game (0.1)

CAREER STATS

Table of Career Stats: Columns include Season, Team, GP-GS, MIN/AVG, Field Goals (FG-FGA, FG%), 3-Point (3FG-3FGA, 3FG%), F-Throws (FT-FTA, FT%), Rebounds (OFF, DEF, TOT, AVG), PF-FO, A, TO, BLK, STL, and Scoring (PTS, AVG)

Junior Season (2024-25)

- Averaging a career best 16.4 ppg, which ranks 10th in the ACC. For comparison, Tae averaged 9.2 ppg in his first year with the Irish.

- Shooting a career best 50.3% from the field which ranks 4th in the ACC.

- Diving deeper, he's 68-of-99 (.687) at the rim.

- Riding a career high 13 straight games in double figures.

- Averaging 17.3 ppg in ACC play.

- With Tae's athleticism and ability to attack the rim, he's really stepped up for the Irish this year. He's averaging 6.5 FD/40 which ranks 46th nationally. Tae ranks 2nd in the league in FT attempts and 5th in makes. He's shooting a career best 77.4% from the free-throw line.

- Win over BC on Jan. 13 - Tae led the Irish and finished one shy of his career high, pouring in 26 points. He was 9-14 from the field and 8-9 from the stripe. Also had one of the best dunks of the year which you can find at @NDMBB.

- At NC State on Jan. 8 - Tae dished a career high 6 assists to go with his 14 points and 7 rebounds.

- At Georgia Tech on Dec. 31, Tae poured in 22 points in the 2nd half to finish with a career high tying 22. He was 7-for-9 from the field in the 2nd half, plus 8-9 from FT line.

- First double-double of the season was against Dartmouth on Dec. 11 -- 20 points, 10 rebounds.

- Players Era 3-game Stats -- team best 54 PTS (18.0 ppg); team best 19-40 FG (.475); 16 REB (5.3 rpg); 11 AST (3.7 rpg).

- Buffalo was Tae's breakout game and the Tae that can make Notre Dame a dangerous team. He poured in a career high 27 points on 7-of-13 shooting, plus a career best 12-for-13 from the free-throw line. He also scored 13 of Notre Dame's final 15 points in the 86-77 win.

Sophomore Season (2023-24)

- Played in 32 games with 31 starts, averaging 26.0 min.

- Led the team in shooting percentage (.484).

- Team-wise: 2nd most rebounds on team (5.1), 2nd most O-Boards (1.8), 2nd most D-Boards (3.3).

- Finished season on the best stretch of his career: 7 straight double-digit scoring performances. Averaged 13.3 points on 52.5 percent shooting. 5.1 rebounds as well.

- Averaged 9.2 points (3rd most on team) & 5.2 rebounds (2nd most) in ACC play.

- Over 2 ACC Tournament games: 28 total points, 6 rebounds. Shot a combined 8-for-15 from the field, plus 11-for-15 from the free-throw line

- Scored all 18 of his points in the 2nd half in the win over Clemson (3/2). Davis shot 5-of-6 from the field and 8-for-8 from the stripe.

- With the Irish only up 2 vs. Wake Forest (2/27), Davis got the ball in his hands and beat his defender 1-v-1 in a crucial take with 22 seconds left. Davis finished with 11 points.

- Made 44 of his last 52 from the free-throw line, raising his percentage from .618 to its finished number of .723.

- Helped power the Irish to victory over Georgia Tech on Feb. 14 with 17 points on 6-of-12 shooting plus six boards. Davis had one of the plays of the game scoring on a driving layup out of an in-bounds play with 3.5 seconds on the shot clock.

- Produced his first career double-double and against #8 Miami (12/2) no less - recording 12 points and 10 rebounds.



# 11

## BRAEDEN SHREWSBERRY

SOPHOMORE | GUARD

@braedenshrewsberry X@BraedenShrews

Height	6-4
Eligibility	Sophomore
Hometown	Granger, IN

### Season Highs

Pts	25 vs Syracuse, 12/7/24
Rebs	6, 2x last at Syracuse, 1/18/25
FGM	8, 2x last vs Dartmouth, 12/11/24
FGA	20 vs Rutgers, 11/26/24
3FGM	6 vs Syracuse, 12/7/24
3FGA	13, 2x last vs Houston, 11/27/24
FTM	5 vs Le Moyne, 12/22/24
FTA	5 vs Le Moyne, 12/22/24
Ast	4, 2x last at Duke, 1/11/25
Blk	1, 3x last at Syracuse, 1/18/25
Stl	2, 2x last at NC State, 12/8/25

### Career Highs

Pts	25, 2x last vs Syracuse, 12/7/24
Rebs	6, 3x last at Syracuse, 1/18/25
FGM	8, 4x last vs Dartmouth, 12/11/24
FGA	20 vs Rutgers, 11/26/24
3FGM	7 at Louisville, 2/21/24
3FGA	13, 2x last vs Houston, 11/27/24
FTM	6 at Georgia Tech, 1/9/24
FTA	6 at Georgia Tech, 1/9/24
Ast	4, 2x last at Duke, 1/11/25
Blk	1, 4x last at Syracuse, 1/18/25
Stl	3 vs Auburn, 11/16/23

Double Figure Scoring	15	Double Figure Scoring	32
20+ Point Games	3	20+ Point Games	6
Double-Figure Rebounds	0	Double-Figure Rebounds	0
Double-Doubles	0	Double-Doubles	0

### 2024-25 GAME-BY-GAME

Opponent	Date	GS	MIN	Total			3-Pointers			Free throws			Rebounds				PF	A	TO	BLK	STL	PTS	AVG
				FG-FGA	PCT	3FG-3FGA	PCT	FT-FTA	PCT	OFF	DEF	TOT	AVG										
Stonehill	11/06/2024	*	28:06	6-9	.667	4-5	.800	2-2	1.000	0	4	4	4.0	0	1	1	1	1	1	18	18.0		
Buffalo	11/11/2024	*	34:07	7-13	.538	2-6	.333	3-3	1.000	1	2	3	3.5	0	1	1	1	0	19	18.5			
at Georgetown	11/16/2024	*	34:14	4-8	.500	1-3	.333	0-0	.000	0	5	5	4.0	1	2	2	0	1	9	15.3			
North Dakota	11/19/2024	*	27:40	3-11	.273	0-7	.000	0-0	.000	0	1	1	3.3	1	2	2	0	0	6	13.0			
Elon	11/22/2024	*	35:17	7-13	.538	5-11	.455	3-3	1.000	0	2	2	3.0	2	4	1	0	1	22	14.8			
vs Rutgers	11/26/2024	*	43:34	6-20	.300	3-13	.231	1-2	.500	0	2	2	2.8	1	2	1	0	0	16	15.0			
vs Houston	11/27/2024	*	35:40	6-18	.333	4-13	.308	0-0	.000	0	1	1	2.6	0	2	2	0	0	16	15.1			
vs Creighton	11/30/2024	*	38:12	7-18	.389	2-7	.286	1-2	.500	0	4	4	2.8	2	1	2	0	2	17	15.4			
at Georgia	12/03/2024	*	38:46	6-16	.375	2-7	.286	0-0	.000	0	1	1	2.6	0	2	1	0	0	14	15.2			
Syracuse	12/07/2024	*	36:38	8-15	.533	6-11	.545	3-3	1.000	0	2	2	2.5	1	0	2	0	0	25	16.2			
Dartmouth	12/11/2024	*	34:45	8-14	.571	4-9	.444	2-2	1.000	0	3	3	2.5	2	2	2	0	1	22	16.7			
Le Moyne	12/22/2024	*	27:59	4-8	.500	1-4	.250	5-5	1.000	1	1	2	2.5	0	1	2	0	1	14	16.5			
at Georgia Tech	12/31/2024	*	33:59	4-11	.364	4-6	.667	0-0	.000	0	2	2	2.5	1	2	1	0	1	12	16.2			
North Carolina	01/04/2025	*	37:54	6-15	.400	4-11	.364	0-0	.000	2	4	6	2.7	1	1	0	0	1	16	16.1			
at NC State	01/08/2025	*	36:15	5-12	.417	3-10	.300	0-0	.000	0	3	3	2.7	1	2	2	0	2	13	15.9			
at Duke	01/11/2025	*	38:10	5-8	.625	3-4	.750	1-4	.250	0	3	3	2.8	5	4	2	0	0	14	15.8			
Boston College	01/13/2025	*	27:38	0-4	.000	0-4	.000	0-0	.000	0	2	2	2.7	0	1	1	0	0	0	14.9			
at Syracuse	01/18/2025	*	34:47	4-7	.571	2-4	.500	4-4	1.000	0	6	6	2.9	2	0	2	1	0	14	14.8			
<b>Totals</b>			<b>18</b>	<b>623:41</b>	<b>.436</b>	<b>50-135</b>	<b>.370</b>	<b>25-30</b>	<b>.833</b>	<b>4</b>	<b>48</b>	<b>52</b>	<b>2.9</b>	<b>20</b>	<b>30</b>	<b>25</b>	<b>3</b>	<b>11</b>	<b>267</b>	<b>14.8</b>			

### Player Averages

Games Played	Minutes/game	Points/game	FG Pct	3FG Pct	FT Pct	Rebounds/game	Assists/game	Turnovers/game	Assist/Turnover ratio	Steals/game	Blocks/game
18	34.6	14.8	43.6	37.0	83.3	2.9	1.7	1.4	1.2	0.6	0.2

### CAREER STATS

SEASON TEAM	GP-GS	MIN/AVG	Field Goals		3-Point		F-Throws		Rebounds				Scoring							
			FG-FGA	FG%	3FG-3FGA	3FG%	FT-FTA	FT%	OFF	DEF	TOT	AVG	PF-FO	A	TO	BLK	STL	PTS	AVG	
2023-24	ND	33-15	934/28.3	115-289	.398	78-210	.371	28-34	.824	4	78	82	2.5	31-0	29	38	1	16	336	10.2
2024-25	ND	18-18	624/34.6	96-220	.436	50-135	.370	25-30	.833	4	48	52	2.9	20-1	30	25	3	11	267	14.8
<b>TOTAL</b>		<b>51-33</b>	<b>1557/30.5</b>	<b>211-509</b>	<b>.415</b>	<b>128-345</b>	<b>.371</b>	<b>53-64</b>	<b>.828</b>	<b>8</b>	<b>126</b>	<b>134</b>	<b>2.6</b>	<b>51-1</b>	<b>59</b>	<b>63</b>	<b>4</b>	<b>27</b>	<b>603</b>	<b>11.8</b>

### Awards

2023-24

- ACC Rookie of the Week (Jan. 15, 2024)

### Sophomore Season [2024-25]

- Averaging a career best 14.8 ppg. He's shooting a career best 43.6%, up from last year's 39.8%.

- 2.8 threes/game rank 2nd in the league, while his .379 from deep ranks 4th.

- Higher three ball numbers in ACC Play -- 3.1 threes/game ranks 2nd while hitting .440 from deep which ranks 3rd.

- Shrewsberry's sweet spot? Corner threes - he's 45.2% (14-for-31), which is 9.8% above the DI average.

- Converting 54.1% from two-point range. He's developed a great driving floater to his game. He's shooting 50.0% from midrange 2s and 47.2% from the paint.

- One of ND's top playmakers, Braeden is doing a great job of staying on the court. He's averaging just 1.3 FC/40, which ranks 27th in the country.

- His career best streak of 11 straight games in double figures came to an end against BC on Jan. 13.

- Home games -- Averaging 15.8 ppg on 48.0% shooting.

- Played hero in 69-64 win over Syracuse on Dec. 7. Tied his career high with 25 points on 6-11 shooting from three. Shrewsberry was clutch late, hitting a three with 3:27 left to put the Irish up 63-60, and again at 2:11 to push the Irish ahead 67-62.

- Players Era 3-game Stats -- 49 PTS (16.3 ppg); 19-of-56 FG (.339); 9-33 3PT (.273);

- 22 points against Elon (11/22), draining five from deep. Also dished out a career high 4 assists.

### Freshman Season [2023-24]

- Played all 33 games, with 15 starts.

- Drained 55 three-pointers in ACC play - a new Notre Dame ACC record. His 55 ACC threes tied for the 4th most amongst league players. Shrews' 78 made threes on the year were the 2nd most by a freshman. His 2.4 made threes/game were 2nd nationally by a freshman as well.

- Tied the ND freshman single-game three-point record after he drained seven to finish with 23 points in the road win at Louisville (2/21). He tied the likes of Pat Connaughton, Chris Thomas and Ryan Hoover.

- 13 double-digit scoring performances over the last 19 games. Finished with 17 total.

- Scored 14 of his team high 23 points in the 2nd half of ND's 84-80 First Round ACC Tourney victory over Georgia Tech. Shrewsberry drained 4 of his 5 threes in the 2nd half. The 23 points were the most by a ND freshman in their ACC Tournament debut.

- Averaged 12.8 ppg in true road contests, shooting 48.2 percent from the field and 42.2 percent from three. Averaged 2.9 made threes/game.

- Averaged 11.3 points in ACC play (2nd most on team), shooting 42.3 percent from the field & 41.4 percent from deep - latter ranked 6th amongst ACC players & 7th all-time in program history for an ACC season. Averaged 2.8 made threes/game in league play - ranked 4th.

- Burton and Shrewsberry became the 9th ACC freshmen duo in league history to rank No. 1 and 2 for their team in scoring come season's end.



# 12 GARRETT SUNDRA

## FRESHMAN | FORWARD

[@garrettsundra](#) [@GarrettSundra](#)

Height	6-11
Eligibility	Freshman
Hometown	Ashburn, VA

### Season Highs

Pts	11 vs Creighton, 11/30/24
Rebs	8 vs Le Moyne, 12/22/24
FGM	4 vs Creighton, 11/30/24
FGA	5 vs Creighton, 11/30/24
3FGM	3 vs Creighton, 11/30/24
3FGA	4 vs Creighton, 11/30/24
FTM	
FTA	
Ast	1, 3x last vs Le Moyne, 12/22/24
Blk	1 at Georgia, 12/3/24
Stl	1 vs Syracuse, 12/7/24

Double Figure Scoring	1
20+ Point Games	0
Double-Figure Rebounds	0
Double-Doubles	0

### Career Highs

Pts	11 vs Creighton, 11/30/24
Rebs	8 vs Le Moyne, 12/22/24
FGM	4 vs Creighton, 11/30/24
FGA	5 vs Creighton, 11/30/24
3FGM	3 vs Creighton, 11/30/24
3FGA	4 vs Creighton, 11/30/24
FTM	
FTA	
Ast	1, 3x last vs Le Moyne, 12/22/24
Blk	1 at Georgia, 12/3/24
Stl	1 vs Syracuse, 12/7/24

Double Figure Scoring	1
20+ Point Games	0
Double-Figure Rebounds	0
Double-Doubles	0

### 2024-25 GAME-BY-GAME

Opponent	Date	GS	MIN	Total		3-Pointers		Free throws		Rebounds				PF	A	TO	BLK	STL	PTS	AVG
				FG-FGA	PCT	3FG-3FGA	PCT	FT-FTA	PCT	OFF	DEF	TOT	AVG							
Stonehill	11/06/2024		02:36	1-1	1.000	0-0	.000	0-0	.000	0	0	0	0.0	0	0	0	0	0	2	2.0
at Georgetown	11/16/2024		02:09	0-0	.000	0-0	.000	0-0	.000	0	0	0	0.0	0	0	1	0	0	0	1.0
vs Creighton	11/30/2024		11:09	4-5	.800	3-4	.750	0-0	.000	1	3	4	1.3	2	1	0	0	0	11	4.3
at Georgia	12/03/2024		21:44	2-3	.667	1-2	.500	0-0	.000	1	1	2	1.5	1	0	1	1	0	5	4.5
Syracuse	12/07/2024		08:27	0-0	.000	0-0	.000	0-0	.000	0	0	0	1.2	1	1	0	0	1	0	3.6
Dartmouth	12/11/2024		03:49	0-1	.000	0-1	.000	0-0	.000	0	0	0	1.0	1	0	1	0	0	0	3.0
Le Moyne	12/22/2024		13:09	0-3	.000	0-2	.000	0-0	.000	2	6	8	2.0	0	1	0	0	0	0	2.6
North Carolina	01/04/2025		17:51	0-0	.000	0-0	.000	0-0	.000	1	3	4	2.3	4	0	1	0	0	0	2.3
at Duke	01/11/2025		03:46	0-0	.000	0-0	.000	0-0	.000	0	0	0	2.0	2	0	0	0	0	0	2.0
<b>Totals</b>			<b>0 84:39</b>	<b>7-13</b>	<b>.538</b>	<b>4-9</b>	<b>.444</b>	<b>0-0</b>	<b>.000</b>	<b>5</b>	<b>13</b>	<b>18</b>	<b>2.0</b>	<b>11</b>	<b>3</b>	<b>4</b>	<b>1</b>	<b>1</b>	<b>18</b>	<b>2.0</b>

### Player Averages

Games Played	Minutes/game	Points/game	FG Pct	3FG Pct	FT Pct	Rebounds/game	Assists/game	Turnovers/game	Assist/Turnover ratio	Steals/game	Blocks/game
9	9.4	2.0	53.8	44.4	0.0	2.0	0.3	0.4	0.8	0.1	0.1

### CAREER STATS

		Field Goals		3-Point		F-Throws		Rebounds				Scoring								
SEASON	TEAM	GP-GS	MIN/AVG	FG-FGA	FG%	3FG-3FGA	3FG%	FT-FTA	FT%	OFF	DEF	TOT	AVG	PF-FO	A	TO	BLK	STL	PTS	AVG
2024-25	ND	9-0	85/9.4	7-13	.538	4-9	.444	0-0	.000	5	13	18	2.0	11-0	3	4	1	1	18	2.0
<b>TOTAL</b>		<b>9-0</b>	<b>85/9.4</b>	<b>7-13</b>	<b>.538</b>	<b>4-9</b>	<b>.444</b>	<b>0-0</b>	<b>.000</b>	<b>5</b>	<b>13</b>	<b>18</b>	<b>2.0</b>	<b>11-0</b>	<b>3</b>	<b>4</b>	<b>1</b>	<b>1</b>	<b>18</b>	<b>2.0</b>

### Freshman Season (2024-25)

- Seen action in 9-of-18 games, averaging 9.4 min.
- The box score may not show it, but Garrett stepped up and played 18 minutes against UNC (2nd highest of the season), grabbing 4 rebounds and playing solid D.
- Came off the bench vs. Le Moyne (12/22) and grabbed a career high 8 rebounds.
- Played his first significant minutes against #21/19 Creighton and Sundra delivered. He recorded his first double-digit scoring effort with 11 points on 4-for-5 shooting (3-for-4 from three).
- Followed that with a career high 21 minutes at Georgia when tallied 5 points on 2-for-3 shooting.
- Sundra is 4-for-9 (.444) from three this season.

### Prep Recap

Ranked 131st nationally by 247 Sports. ESPN has Sundra ranked 29th in his position and sixth overall in the state of Virginia.

Key contributor on a loaded Paul VI Catholic squad. In his senior year, Sundra captained a Panthers squad who achieved a 35-3 overall record and No. 1 ranking by MaxPreps.

Averaged 8.3 points, 6.8 rebounds, 2.3 assists and 2.0 steals per game.

As a junior, he helped Paul VI Catholic go 31-4 en route to a state title.

As a sophomore, the Panthers claimed the 2022 Bass Pro Tournament of Champions.

Competed on the Nike EYBL Circuit on Team Takeover. Won back-to-back Peach Jam championships.

Sundra showed off his touch in and around the paint on the EYBL Circuit, shooting 36-of-54 from two.

A four-star prospect by ESPN and top-100 overall recruit, Sundra ranked fifth in his state and 20th at his position.

He is the first Notre Dame scholarship player from the Commonwealth of Virginia.



# 14 KEBBA NJIE

## JUNIOR | FORWARD

@\_kebba @\_kebbanjie

Height	6-10
Eligibility	Junior
Hometown	Centerville, OH

### Season Highs

Pts	12 vs Buffalo, 11/11/24
Rebs	11 at NC State, 12/8/25
FGM	5, 2x last at NC State, 12/8/25
FGA	8 at NC State, 12/8/25
3FGM	1, 4x last vs Boston College, 1/13/2
3FGA	2 vs Creighton, 11/30/24
FTM	5 vs Syracuse, 12/7/24
FTA	7 vs Syracuse, 12/7/24
Ast	2 vs North Dakota, 11/19/24
Blk	2, 2x last at at NC State, 12/8/25
Stl	3 vs Boston College, 1/13/2

### Career Highs

Pts	12, 2x last vs Buffalo, 11/11/24
Rebs	11, 2x last at NC State, 12/8/25
FGM	5, 2x last at NC State, 12/8/25
FGA	8 at NC State, 12/8/25
3FGM	1, 6x last vs Boston College, 1/13/2
3FGA	2, 3x last vs Creighton, 11/30/24
FTM	9 vs. Georgia Tech, 3/12/24
FTA	10 vs. Georgia Tech, 3/12/24
Ast	2, 8x last vs North Dakota, 11/19/24
Blk	4 vs Quinnipiac, 12/22/22
Stl	3 vs Boston College, 1/13/2

Double Figure Scoring	3	Double Figure Scoring	7
20+ Point Games	0	20+ Point Games	0
Double-Figure Rebounds	2	Double-Figure Rebounds	5
Double-Doubles	1	Double-Doubles	1

### 2024-25 GAME-BY-GAME

Opponent	Date	GS	MIN	Total			3-Pointers			Free throws			Rebounds					PTS	AVG		
				FG-FGA	PCT	3FG-3FGA	PCT	FT-FTA	PCT	OFF	DEF	TOT	AVG	PF	A	TO	BLK			STL	
Stonehill	11/06/2024	*	18:49	4-5	.800	0-0	.000	1-1	1.000	3	7	10	10.0	2	0	2	0	0	9	9.0	
Buffalo	11/11/2024	*	22:17	5-7	.714	0-1	.000	2-4	.500	2	3	5	7.5	0	0	3	1	1	12	10.5	
at Georgetown	11/16/2024	*	20:48	4-5	.800	0-1	.000	0-0	.000	0	5	5	6.7	2	1	2	2	0	8	9.7	
North Dakota	11/19/2024	*	21:14	2-4	.500	1-1	1.000	0-0	.000	2	2	4	6.0	1	2	1	1	0	5	8.5	
Elon	11/22/2024	*	23:25	2-5	.400	0-0	.000	2-2	1.000	3	4	7	6.2	1	0	1	1	0	6	8.0	
vs Rutgers	11/26/2024	*	15:41	1-2	.500	0-0	.000	2-2	1.000	2	4	6	6.2	3	0	2	0	0	4	7.3	
vs Houston	11/27/2024	*	34:32	1-4	.250	0-0	.000	3-4	.750	3	3	6	6.1	3	0	0	0	0	5	7.0	
vs Creighton	11/30/2024	*	20:06	3-7	.429	1-2	.500	0-0	.000	3	3	6	6.1	0	1	0	1	0	7	7.0	
at Georgia	12/03/2024	*	20:43	2-4	.500	0-1	.000	0-0	.000	0	2	2	5.7	2	0	1	0	0	4	6.7	
Syracuse	12/07/2024	*	27:17	2-6	.333	0-0	.000	5-7	.714	5	4	9	6.0	3	1	2	1	0	9	6.9	
Dartmouth	12/11/2024	*	21:59	2-4	.500	0-0	.000	0-0	.000	2	3	5	5.9	2	0	2	1	1	4	6.6	
Le Moyne	12/22/2024	*	20:46	4-4	1.000	1-1	1.000	0-0	.000	2	4	6	5.9	1	0	0	1	0	9	6.8	
at Georgia Tech	12/31/2024	*	20:24	1-3	.333	0-0	.000	2-2	1.000	3	1	4	5.8	2	0	3	0	0	4	6.6	
North Carolina	01/04/2025	*	20:40	2-3	.667	0-1	.000	0-1	.000	0	6	6	5.8	3	0	2	0	0	4	6.4	
at NC State	01/08/2025	*	33:55	5-8	.625	0-0	.000	0-0	.000	5	6	11	6.1	4	1	1	2	0	10	6.7	
at Duke	01/11/2025	*	14:42	2-2	1.000	0-0	.000	1-2	.500	1	1	2	5.9	2	1	0	0	1	5	6.6	
Boston College	01/13/2025	*	28:04	3-6	.500	1-1	1.000	4-4	1.000	5	4	9	6.1	3	0	1	0	3	11	6.8	
at Syracuse	01/18/2025	*	27:03	1-3	.333	0-1	.000	3-4	.750	2	4	6	6.1	4	0	3	0	0	5	6.7	
<b>Totals</b>			<b>18</b>	<b>412:27</b>	<b>46-82</b>	<b>.561</b>	<b>4-10</b>	<b>.400</b>	<b>25-33</b>	<b>.758</b>	<b>43</b>	<b>66</b>	<b>109</b>	<b>6.1</b>	<b>38</b>	<b>7</b>	<b>26</b>	<b>11</b>	<b>6</b>	<b>121</b>	<b>6.7</b>

### Player Averages

Games Played	Minutes/game	Points/game	FG Pct	3FG Pct	FT Pct	Rebounds/game	Assists/game	Turnovers/game	Assist/Turnover ratio	Steals/game	Blocks/game
18	22.9	6.7	56.1	40.0	75.8	6.1	0.4	1.4	0.3	0.3	0.6

### CAREER STATS

SEASON	TEAM	GP-GS	MIN/AVG	Field Goals		3-Point		F-Throws		Rebounds				Scoring						
				FG-FGA	FG%	3FG-3FGA	3FG%	FT-FTA	FT%	OFF	DEF	TOT	AVG	PF-FO	A	TO	BLK	STL	PTS	AVG
2022-23	PSU	37-26	529/14.3	52-100	.520	1-5	.200	22-37	.595	39	89	128	3.5	76-0	17	33	17	6	127	3.4
2023-24	ND	29-27	703/24.3	37-99	.374	1-8	.125	51-67	.761	59	98	157	5.4	70-1	20	43	20	10	126	4.3
2024-25	ND	18-18	412/22.9	46-82	.561	4-10	.400	25-33	.758	43	66	109	6.1	38-0	7	26	11	6	121	6.7
<b>TOTAL FOR ND</b>		<b>47-45</b>	<b>1116/23.7</b>	<b>83-181</b>	<b>.459</b>	<b>5-18</b>	<b>.278</b>	<b>76-100</b>	<b>.760</b>	<b>102</b>	<b>164</b>	<b>266</b>	<b>5.7</b>	<b>108-1</b>	<b>27</b>	<b>69</b>	<b>31</b>	<b>16</b>	<b>247</b>	<b>5.3</b>
<b>TOTAL</b>		<b>84-71</b>	<b>1645/19.6</b>	<b>135-281</b>	<b>.480</b>	<b>6-23</b>	<b>.261</b>	<b>98-137</b>	<b>.715</b>	<b>141</b>	<b>253</b>	<b>394</b>	<b>4.7</b>	<b>184-1</b>	<b>44</b>	<b>102</b>	<b>48</b>	<b>22</b>	<b>374</b>	<b>4.5</b>

### Junior Season (2024-25)

- Averaged 3.8 ppg in his first 2 seasons and is averaging 6.7 ppg this year.
- Kebba is shooting a career best 56.1% from the floor.
- Shooting 58.3% from two-point range. Diving deeper, Kebba is 28-38 (737) at the rim and 14-29 (483) in the paint.
- He's 3-5 from corner threes
- Leads team in Reb/game (6.1) & Off. Reb/game (2.4).
- ACC Play -- Averaging 3.0 O-Reb/Game which ranks 2nd in the league.
- Averaging 6.9 ppg and 6.7 rpg in ACC games.
- Kebba entered the year with just four double-digit scoring performances to his name. He's now recorded two in the last four games.

- He also achieved his first career double-double at NC State on Jan. 8. Njie recorded 10 points and a career-high tying 11 rebounds.
- Flirted with another double-double in win over BC on Jan. 13, posting 11 points, 9 rebounds.
- In win over Syracuse on Dec. 7, Njie earned 9 points, 9 rebounds, plus a huge block down the stretch.
- Players Era 3-game Stats -- 16 PTS (5.3 ppg), co-team best 18 REB (6.0 rpg)
- An efficient 4-for-5 day at Georgetown for 8 points, 5 boards and 2 blocks.
- In game 2 vs. Buffalo, Njie tied his career high of 12 points with an efficient 5-for-7 from the field.

### Sophomore Season (2023-24)

- Missed the first four games after recovering from a right-hand injury sustained at practice a couple of days before the season opener. He then played in 29 games, with 27 starts, averaging 24.3 min/game.
- Led the team in rebounding (5.4) and offensive boards (2.0).
- ACC Tournament debut vs. Georgia Tech - Tied his season high of 11 points and nearly pulled off a double-double with 9 rebounds. Njie went a career best 9-of-10 from the free-throw line.
- 15 boards over 2 ACC Tournament games
- In ACC-play - 4.5 points & 5.5 rebounds
- Impacted the Georgia Tech game with 6 points and 7 rebounds and didn't attempt a field goal. Had a game-winning offensive board tip that landed in Burton's hands that iced the game with 2 seconds left.
- Season high 11 points on 4-of-7 shooting in the win over Virginia Tech on Feb. 10. Also grabbed 6 rebounds.
- In both Duke matchups, Kebba Njie had the assignment to lock down Kyle Filipowski and he did just that. Njie limited him to seven points in South Bend and eight points in Durham. Filipowski shot a combined 4-for-21.
- Career high 11 rebounds vs. NC State on Jan. 3. Three double-digit rebound games over the last 7 games.
- Nearly achieved his first career double-double with nine points against the #14/13 Blue Devils.
- First double-digit performance with the Irish came against Virginia on Dec. 30 - 10 points & 6 rebounds.
- Made his ND debut in the win over UMES (11/22). Njie came off the bench and tallied 7 points and 4 rebounds.



# 20 J.R. KONIECZNY

SENIOR | GUARD

[@thejrkonieczny](#) [@TheJrKonieczny](#)

Height	6-7
Eligibility	Junior
Hometown	South Bend, IN

### Season Highs

<b>Pts</b>	<b>15</b> vs Syracuse, 12/7/24
<b>Rebs</b>	<b>6</b> vs Buffalo, 11/11/24
<b>FGM</b>	<b>6, 2x</b> last vs Syracuse, 12/7/24
<b>FGA</b>	<b>12</b> vs Syracuse, 12/7/24
<b>3FGM</b>	<b>2, 3x</b> last at Duke, 1/11/25
<b>3FGA</b>	<b>5</b> at Georgia Tech, 12/31/24
<b>FTM</b>	<b>2, 2x</b> last vs Le Moyne, 12/22/24
<b>FTA</b>	<b>4</b> vs Stonehill, 11/6/24
<b>Ast</b>	<b>3</b> at Georgetown, 11/16/24
<b>Blk</b>	<b>1, 4x</b> last at Georgia Tech, 12/31/24
<b>Stl</b>	<b>1, 4x</b> last at NC State, 12/8/25

### Career Highs

<b>Pts</b>	<b>18, 2x</b> last vs. Citadel, 12/19/23
<b>Rebs</b>	<b>11, 2x</b> last at Georgia Tech, 1/9/24
<b>FGM</b>	<b>7, 2x</b> last vs Citadel, 12/19/23
<b>FGA</b>	<b>18</b> vs Citadel, 12/19/23
<b>3FGM</b>	<b>4, 2x</b> last vs. Virginia, 12/30/23
<b>3FGA</b>	<b>9</b> vs Miami, 1/24/24
<b>FTM</b>	<b>7</b> vs. Western Michigan, 12/5/23
<b>FTA</b>	<b>7</b> vs. Western Michigan, 12/5/23
<b>Ast</b>	<b>3, 2x</b> last at Georgetown, 11/16/24
<b>Blk</b>	<b>2</b> vs. Duke, 1/6/24
<b>Stl</b>	<b>3</b> vs Boston College, 1/27/24

Double Figure Scoring	2	Double Figure Scoring	13
20+ Point Games	0	20+ Point Games	0
Double-Figure Rebounds	0	Double-Figure Rebounds	4
Double-Doubles	0	Double-Doubles	4

### 2024-25 GAME-BY-GAME

Opponent	Date	GS	MIN	Total			3-Pointers			Free throws			Rebounds				PF	A	TO	BLK	STL	PTS	AVG
				FG-FGA	PCT	3FG-3FGA	PCT	FT-FTA	PCT	OFF	DEF	TOT	AVG										
Stonehill	11/06/2024		14:36	2-5	.400	1-2	.500	1-4	.250	0	2	2	2.0	1	1	0	0	0	0	6	6.0		
Buffalo	11/11/2024		18:06	3-3	1.000	1-1	1.000	1-1	1.000	0	6	6	4.0	2	0	1	1	0	8	7.0			
at Georgetown	11/16/2024		18:42	1-4	.250	0-2	.000	0-0	.000	1	2	3	3.7	0	3	1	0	0	2	5.3			
North Dakota	11/19/2024		19:01	6-9	.667	0-2	.000	0-0	.000	2	2	4	3.8	0	0	1	0	0	12	7.0			
Elon	11/22/2024		11:19	0-2	.000	0-1	.000	0-0	.000	1	1	2	3.4	2	1	0	0	0	5.6				
vs Rutgers	11/26/2024		06:47	0-0	.000	0-0	.000	0-0	.000	1	2	3	3.3	2	0	1	0	1	0	4.7			
vs Houston	11/27/2024		05:44	0-2	.000	0-0	.000	0-0	.000	0	1	1	3.0	0	0	1	0	0	4.0				
vs Creighton	11/30/2024		18:35	3-6	.500	2-4	.500	0-0	.000	0	5	5	3.3	1	0	1	1	0	8	4.5			
at Georgia	12/03/2024		05:27	0-3	.000	0-2	.000	0-0	.000	1	1	2	3.1	0	0	0	0	0	4.0				
Syracuse	12/07/2024		28:58	6-12	.500	1-2	.500	2-2	1.000	2	2	4	3.2	0	1	0	1	0	15	5.1			
Dartmouth	12/11/2024		18:37	2-6	.333	0-4	.000	0-0	.000	0	1	1	3.0	1	1	2	0	0	4	5.0			
Le Moyne	12/22/2024		16:60	2-7	.286	1-3	.333	2-2	1.000	1	2	3	3.0	1	1	1	0	1	7	5.2			
at Georgia Tech	12/31/2024		29:50	2-6	.333	2-5	.400	0-0	.000	1	4	5	3.2	3	2	1	1	1	6	5.2			
North Carolina	01/04/2025		08:14	1-1	1.000	1-1	1.000	0-0	.000	2	0	2	3.1	0	1	1	0	0	3	5.1			
at NC State	01/08/2025		04:32	0-0	.000	0-0	.000	0-0	.000	0	0	0	2.9	0	0	1	0	1	0	4.7			
at Duke	01/11/2025		19:03	2-5	.400	2-2	1.000	0-0	.000	0	1	1	2.8	3	1	0	0	0	6	4.8			
Boston College	01/13/2025		03:06	0-0	.000	0-0	.000	0-0	.000	0	0	0	2.6	0	0	1	0	0	0	4.5			
at Syracuse	01/18/2025		07:06	0-0	.000	0-0	.000	0-0	.000	1	4	5	2.7	0	1	1	0	0	4.3				
<b>Totals</b>			<b>0</b>	<b>254:42</b>	<b>30-71</b>	<b>.423</b>	<b>11-31</b>	<b>.355</b>	<b>6-9</b>	<b>.667</b>	<b>13</b>	<b>36</b>	<b>49</b>	<b>2.7</b>	<b>16</b>	<b>13</b>	<b>14</b>	<b>4</b>	<b>4</b>	<b>77</b>	<b>4.3</b>		

### Player Averages

Games Played	Minutes/game	Points/game	FG Pct	3FG Pct	FT Pct	Rebounds/game	Assists/game	Turnovers/game	Assist/Turnover ratio	Steals/game	Blocks/game
18	14.1	4.3	42.3	35.5	66.7	2.7	0.7	0.8	0.9	0.2	0.2

### CAREER STATS

SEASON TEAM	GP-GS	MIN/AVG	Field Goals		3-Point		F-Throws		Rebounds				Scoring						
			FG-FGA	FG%	3FG-3FGA	3FG%	FT-FTA	FT%	OFF	DEF	TOT	AVG	PF-FO	A	TO	BLK	STL	PTS	AVG
2021-22 ND	7-0	23/3.3	5-6	.833	1-1	1.000	0-0	.000	0	1	1	0.1	4-0	1	2	1	3	11	1.6
2023-24 ND	32-19	725/22.7	85-212	.401	34-103	.330	41-49	.837	45	100	145	4.5	45-0	18	33	8	23	245	7.7
2024-25 ND	18-0	255/14.1	30-71	.423	11-31	.355	6-9	.667	13	36	49	2.7	16-0	13	14	4	4	77	4.3
<b>TOTAL</b>	<b>57-19</b>	<b>1002/17.6</b>	<b>120-289</b>	<b>.415</b>	<b>46-135</b>	<b>.341</b>	<b>47-58</b>	<b>.810</b>	<b>58</b>	<b>137</b>	<b>195</b>	<b>3.4</b>	<b>65-0</b>	<b>32</b>	<b>49</b>	<b>13</b>	<b>30</b>	<b>333</b>	<b>5.8</b>

### Senior Season (2024-25)

- Played in all 18 games, averaging 14.1 minutes.
- J.R. is shooting 11-24 (.458) from the floor and 6-10 from three (.600) in ACC games.
- Second on the team in +/- on the season (+61).
- Went 2-2 from three at #4 Duke.
- Came off the bench vs. Syracuse (12/7) and scored 13 points before halftime. Finished with a season high 15 on 6-12 shooting which included a thunderous dunk. "Want to give a huge shoutout to Coach Getter, he was telling me all week we need you to get back to the old J.R. and the joy you had out there. I admit, my body language sucked the last week, so trying to come out here with some confidence. Give credit to the coaches for sure."

- Shooting 47.5% from two. He's 10-16 'at the rim' and 8-18 in the paint.
- First double-digit points of the season vs. North Dakota (11/19), supplying 12 on 6-of-9 shooting.
- First multi-three point performance of the season against Creighton (11/30), finishing with 8 points. Most minutes since game four.
- Tied his career high of 3 assists at Georgetown (11/16).
- In game two, J.R. was a perfect 3-for-3 for 8 points, which included a thunderous dunk. He also grabbed 6 boards.
- Broke the game open against Stonehill, coming off the bench to score five straight points, sparking a 9-3 run in which the Irish never looked back.

### Junior Season (2023-24)

- Coach Shrews often said, "J.R. brings such a joy to the game." Classic hustle-play guy.
- Played in 32 games with 19 starts. Averaged 22.7 min.
- Shot 33.0 percent from deep. Higher percentage in ACC play -- 40.6 percent.
- Averaged 7.4 points and 4.0 rebounds in ACC play. Shot 39.5 percent from the field.
- Led the team in double-doubles with 4.
- Team-wise: 3rd most rebounds (4.5), 3rd most O-boards (1.4)
- Perfect 4-for-4 shooting night at Louisville (2/21) to secure 9 points to go with his 5 rebounds.
- 10-point, 11-rebound, double-double at Georgia Tech on Jan. 9. 11 rebounds tied his career high.
- A career high four made three-pointers in a 14-point showing at #8 Miami (12/2).

- Man possessed to start the Virginia game, starting 4-for-4 from three and 6-for-6 from the field. Scored all 17 of his points in the first half to give the Irish a demanding 17-point lead by halftime.
- A breakout week at the Legends Classic for Konieczny. He produced back-to-back double-doubles in games against Auburn and Oklahoma St. He averaged 14.5 points and 10.5 rebounds. He also earned his first career start in the win over OKST (11/17).
- Against Auburn (11/16): First Irish double-double off the bench since Nate Laszewski at Miami on Jan. 24, 2021.



# 21 BURKE CHEBUHAR

## GRADUATE | FORWARD

@burke.chebuhar @BChebuhar

Height	6-8
Eligibility	Graduate
Hometown	Marietta, GA

### Season Highs

Pts	11 vs Rutgers, 11/26/24
Rebs	7 vs Rutgers, 11/26/24
FGM	4 vs Rutgers, 11/26/24
FGA	7 vs Rutgers, 11/26/24
3FGM	3, 2x last vs Rutgers, 11/26/24
3FGA	6 vs Rutgers, 11/26/24
FTM	2 vs North Dakota, 11/19/24
FTA	2 vs North Dakota, 11/19/24
Ast	2 vs. Elon, 11/22/24
Blk	
Stl	1, 2x last vs. Rutgers, 11/26/24

Double Figure Scoring	1
20+ Point Games	0
Double-Figure Rebounds	0
Double-Doubles	0

### Career Highs

Pts	28 vs Lafayette, 2/10/24
Rebs	12, 2x last at Lafayette, 2/10/24
FGM	8 at Lafayette, 3/7/24
FGA	11, 2x last at Lafayette, 3/7/24
3FGM	6 at Lafayette, 3/7/24
3FGA	7 at Lafayette, 3/7/24
FTM	16 vs. Lafayette, 2/10/24
FTA	19 vs. Lafayette, 2/10/24
Ast	6 at Lafayette, 3/7/24
Blk	1, 10x last vs Colgate, 3/2/24
Stl	2, 3x last vs Bucknell, 1/10/24

Double Figure Scoring	11
20+ Point Games	3
Double-Figure Rebounds	4
Double-Doubles	3

### 2024-25 GAME-BY-GAME

Opponent	Date	GS	MIN	Total		3-Pointers		Free throws		Rebounds				PF	A	TO	BLK	STL	PTS	AVG
				FG-FGA	PCT	3FG-3FGA	PCT	FT-FTA	PCT	OFF	DEF	TOT	AVG							
Stonehill	11/06/2024		05:19	1-2	.500	1-2	.500	0-0	.000	1	0	1	1.0	0	0	2	0	0	3	3.0
at Georgetown	11/16/2024		10:09	3-3	1.000	3-3	1.000	0-0	.000	1	2	3	2.0	1	1	0	0	0	9	6.0
North Dakota	11/19/2024		04:24	0-0	.000	0-0	.000	2-2	1.000	0	0	0	1.3	0	0	0	0	0	2	4.7
Elon	11/22/2024		13:20	3-4	.750	1-1	1.000	0-0	.000	0	0	0	1.0	2	2	1	0	1	7	5.3
vs Rutgers	11/26/2024		19:04	4-7	.571	3-6	.500	0-0	.000	1	5	6	2.0	2	1	0	0	1	11	6.4
vs Houston	11/27/2024		03:57	0-0	.000	0-0	.000	0-0	.000	0	1	1	1.8	2	0	1	0	0	0	5.3
vs Creighton	11/30/2024		01:48	0-0	.000	0-0	.000	0-0	.000	0	0	0	1.6	0	0	0	0	0	0	4.6
Syracuse	12/07/2024		07:59	0-2	.000	0-2	.000	0-0	.000	0	0	0	1.4	1	0	1	0	0	0	4.0
Le Moyne	12/22/2024		06:03	1-2	.500	1-2	.500	0-1	.000	0	2	2	1.4	0	0	0	0	0	3	3.9
at Georgia Tech	12/31/2024		02:55	0-0	.000	0-0	.000	0-0	.000	0	0	0	1.3	1	1	0	0	0	0	3.5
<b>Totals</b>			<b>0 74:58</b>	<b>12-20</b>	<b>.600</b>	<b>9-16</b>	<b>.563</b>	<b>2-3</b>	<b>.667</b>	<b>3</b>	<b>10</b>	<b>13</b>	<b>1.3</b>	<b>9</b>	<b>5</b>	<b>5</b>	<b>0</b>	<b>2</b>	<b>35</b>	<b>3.5</b>

### Player Averages

Games Played	Minutes/game	Points/game	FG Pct	3FG Pct	FT Pct	Rebounds/game	Assists/game	Turnovers/game	Assist/Turnover ratio	Steals/game	Blocks/game
10	7.5	3.5	60.0	56.3	66.7	1.3	0.5	0.5	1.0	0.2	0.0

### CAREER STATS

SEASON	TEAM	GP-GS	MIN/AVG	Field Goals		3-Point		F-Throws		Rebounds				Scoring						
				FG-FGA	FG%	3FG-3FGA	3FG%	FT-FTA	FT%	OFF	DEF	TOT	AVG	PF-FO	A	TO	BLK	STL	PTS	AVG
2021-22	Lehigh	11-0	17/1.5	2-4	.500	2-3	.667	4-6	.667	1	0	1	0.1	1-0	1	1	0	1	10	0.9
2022-23	Lehigh	11-0	24/2.2	2-8	.250	1-5	.200	0-2	.000	2	3	5	0.5	0-0	2	1	1	1	5	0.5
2023-24	Lehigh	32-22	729/22.8	79-171	.462	27-84	.321	56-73	.767	29	132	161	5.0	53-0	33	37	9	21	241	7.5
2024-25	ND	10-0	75/7.5	12-20	.600	9-16	.563	2-3	.667	3	10	13	1.3	9-0	5	5	0	2	35	3.5
<b>TOTAL FOR ND</b>	<b>10-0</b>	<b>75/7.5</b>	<b>12-20</b>	<b>.600</b>	<b>9-16</b>	<b>.563</b>	<b>2-3</b>	<b>.667</b>	<b>3</b>	<b>10</b>	<b>13</b>	<b>1.3</b>	<b>9-0</b>	<b>5</b>	<b>5</b>	<b>0</b>	<b>2</b>	<b>35</b>	<b>3.5</b>	
<b>TOTAL</b>	<b>64-22</b>	<b>845/13.2</b>	<b>95-203</b>	<b>.468</b>	<b>39-108</b>	<b>.361</b>	<b>62-84</b>	<b>.738</b>	<b>35</b>	<b>145</b>	<b>180</b>	<b>2.8</b>	<b>63-0</b>	<b>41</b>	<b>44</b>	<b>10</b>	<b>25</b>	<b>291</b>	<b>4.5</b>	

### AT NOTRE DAME

#### Graduate Season (2024-25)

- Played in 10-of-18 games, averaging 7.5 min off the bench.
- Burke is 9-16 (.563) from three this season.
- Stepped up in Rutgers game playing a season high 19 min. He drained three triples to finish with a season best 11 points.
- May have been the sub of the game at Georgetown, coming in & going 3-for-3 from beyond the arc to total 9 points in 10 minutes.

### AT LEHIGH

#### Senior Season (2023-24)

- Saved his best season for last at Lehigh, averaging 7.5 points and 5.0 rebounds
- Started in 22 games while appearing in all 32
- Led the Mountain Hawks in rebounding 11 times while producing 10 double-digit scoring games, with three of 20+
- He produced a team-best four double-doubles.
- Shot 46.2 percent from the floor, 32.1 percent from deep and 76.7 percent from the free-throw line.
- Set a career-high in Lehigh's 94-90 double overtime win over Lafayette with 28 points. He shot 16-19 from the free throw line in the game and hit the shot to force OT and the free throws in double OT to clinch the victory.
- Against Lafayette in the Patriot League quarterfinal, Chebuhar scored a game-high 22 points, dished out a career-high six assists and posted career-highs in field goal attempts/makes (8-11) and three-point attempts/ makes (6-7).

At Holy Cross, Chebuhar secured a 20-point, 10-rebound double-double.



# 25 NIKITA KONSTANTYNOVSKIY

## GRADUATE | FORWARD

@ konstyk\_n12 @ Konstyk\_n

Height	6-10
Eligibility	Graduate
Hometown	Kyiv, Ukraine

### Season Highs

<b>Pts</b>	8	at Georgetown, 11/16/24
<b>Rebs</b>	8	at Georgetown, 11/16/24
<b>FGM</b>	4	at Georgetown, 11/16/24
<b>FGA</b>	5	at Georgetown, 11/16/24
<b>3FGM</b>		
<b>3FGA</b>	1	vs North Dakota, 11/19/24
<b>FTM</b>	1, 3x	last vs Dartmouth, 12/11/24
<b>FTA</b>	3, 2x	last vs Dartmouth, 12/11/24
<b>Ast</b>	1, 3x	last vs Boston College, 1/13/2
<b>Blk</b>	1, 2x	last vs Boston College, 1/13/2
<b>Stl</b>	1, 3x	last at Georgia, 12/3/24

### Career Highs

<b>Pts</b>	22, 2x	last vs. Stony Brook, 2/17/24
<b>Rebs</b>	20	vs. Stony Brook, 2/17/24
<b>FGM</b>	9, 2x	last vs Stony Brook, 2/17/24
<b>FGA</b>	14	vs NIU, 12/9/23
<b>3FGM</b>		
<b>3FGA</b>	1, 2x	last vs North Dakota, 11/19/24
<b>FTM</b>	7	vs. Rider, 12/16/23
<b>FTA</b>	8	vs. Rider, 12/16/23
<b>Ast</b>	3	vs. NIU, 12/9/23
<b>Blk</b>	3, 3x	last vs. Towson, 1/4/24
<b>Stl</b>	2, 4x	last vs N.C. A&T, 2/24/24

Double Figure Scoring	0	Double Figure Scoring	13
20+ Point Games	0	20+ Point Games	3
Double-Figure Rebounds	0	Double-Figure Rebounds	9
Double-Doubles	0	Double-Doubles	6

### 2024-25 GAME-BY-GAME

Opponent	Date	GS	MIN	Total		3-Pointers		Free throws		Rebounds				PF	A	TO	BLK	STL	PTS	AVG	
				FG-FGA	PCT	3FG-3FGA	PCT	FT-FTA	PCT	OFF	DEF	TOT	AVG								
Stonehill	11/06/2024		13:16	2-3	.667	0-0	.000	0-0	.000	4	2	6	6.0	0	0	1	0	0	4	4.0	
Buffalo	11/11/2024		07:31	0-0	.000	0-0	.000	0-0	.000	0	2	2	4.0	1	1	0	1	0	0	2.0	
at Georgetown	11/16/2024		15:24	4-5	.800	0-0	.000	0-0	.000	3	5	8	5.3	3	0	0	0	0	8	4.0	
North Dakota	11/19/2024		16:11	2-4	.500	0-1	.000	1-3	.333	0	5	5	5.3	3	0	0	0	1	5	4.3	
Elon	11/22/2024		08:19	2-3	.667	0-0	.000	0-0	.000	0	1	1	4.4	2	0	0	0	1	4	4.2	
vs Rutgers	11/26/2024		03:18	0-0	.000	0-0	.000	0-0	.000	0	0	0	3.7	0	0	1	0	0	0	3.5	
vs Houston	11/27/2024		01:07	0-0	.000	0-0	.000	0-1	.000	0	0	0	3.1	1	0	1	0	0	0	3.0	
vs Creighton	11/30/2024		04:19	1-1	1.000	0-0	.000	0-0	.000	1	1	2	3.0	0	0	0	0	0	2	2.9	
at Georgia	12/03/2024		11:57	2-3	.667	0-0	.000	1-1	1.000	2	1	3	3.0	0	0	0	0	1	5	3.1	
Syracuse	12/07/2024		07:41	0-0	.000	0-0	.000	0-0	.000	0	3	3	3.0	3	0	1	0	0	0	2.8	
Dartmouth	12/11/2024		10:25	1-2	.500	0-0	.000	1-3	.333	1	3	4	3.1	1	0	1	0	0	3	2.8	
Le Moyne	12/22/2024		10:44	1-3	.333	0-0	.000	0-0	.000	3	4	7	3.4	1	1	0	0	0	2	2.8	
at Georgia Tech	12/31/2024		10:15	3-4	.750	0-0	.000	0-0	.000	0	2	2	3.3	1	0	0	0	0	6	3.0	
at NC State	01/08/2025		05:53	0-0	.000	0-0	.000	0-2	.000	0	1	1	3.1	0	0	0	0	0	0	2.8	
Boston College	01/13/2025		10:45	1-1	1.000	0-0	.000	0-0	.000	0	4	4	3.2	2	1	2	1	0	2	2.7	
at Syracuse	01/18/2025		12:37	0-0	.000	0-0	.000	0-0	.000	2	1	3	3.2	2	0	0	0	0	0	2.6	
<b>Totals</b>			<b>0</b>	<b>149:42</b>	<b>19-29</b>	<b>.655</b>	<b>0-1</b>	<b>.000</b>	<b>3-10</b>	<b>.300</b>	<b>16</b>	<b>35</b>	<b>51</b>	<b>3.2</b>	<b>20</b>	<b>3</b>	<b>7</b>	<b>2</b>	<b>3</b>	<b>41</b>	<b>2.6</b>

### Player Averages

Games Played	Minutes/game	Points/game	FG Pct	3FG Pct	FT Pct	Rebounds/game	Assists/game	Turnovers/game	Assist/Turnover ratio	Steals/game	Blocks/game
16	9.4	2.6	65.5	0.0	30.0	3.2	0.2	0.4	0.4	0.2	0.1

### CAREER STATS

SEASON	TEAM	GP-GS	Field Goals		3-Point		F-Throws		Rebounds				Scoring							
			FG-FGA	FG%	3FG-3FGA	3FG%	FT-FTA	FT%	OFF	DEF	TOT	AVG	PF-FO	A	TO	BLK	STL	PTS	AVG	
2021-22	Tulsa	27-9	232/8/6	19-36	.528	0-0	.000	17-27	.630	30	42	72	2.7	34-0	4	17	9	4	55	2.0
2022-23	Tulsa	2-0	10/5.1	1-1	1.000	0-0	.000	0-0	.000	0	2	2	1.0	0-0	0	0	0	0	2	1.0
2023-24	MU	33-32	773/23.4	132-251	.526	0-1	.000	43-66	.652	94	173	267	8.1	74-1	30	36	20	17	307	9.3
2024-25	ND	16-0	150/9.4	19-29	.655	0-1	.000	3-10	.300	16	35	51	3.2	20-0	3	7	2	3	41	2.6
<b>TOTAL FOR ND</b>	<b>16-0</b>	<b>150/9.4</b>	<b>19-29</b>	<b>.655</b>	<b>0-1</b>	<b>.000</b>	<b>3-10</b>	<b>.300</b>	<b>16</b>	<b>35</b>	<b>51</b>	<b>3.2</b>	<b>20-0</b>	<b>3</b>	<b>7</b>	<b>2</b>	<b>3</b>	<b>41</b>	<b>2.6</b>	
<b>TOTAL</b>	<b>78-41</b>	<b>1165/14.9</b>	<b>171-317</b>	<b>.539</b>	<b>0-2</b>	<b>.000</b>	<b>63-103</b>	<b>.612</b>	<b>140</b>	<b>252</b>	<b>392</b>	<b>5.0</b>	<b>128-1</b>	<b>37</b>	<b>60</b>	<b>31</b>	<b>24</b>	<b>405</b>	<b>5.2</b>	

### AT NOTRE DAME

#### Graduate Season (2024-25)

- Played in 16-of-18 games, averaging 9.4 min off the bench.
- Converted 19-29 (65.5%) from the field this season.
- Went 3-4 from the field at Georgia Tech (12/31) scoring 6 points.
- Played his role well at Georgetown (11/16), racking up 8 points on 4-for-5 shooting, plus a team-high 8 rebounds.
- First game as an Irish he cleaned up the boards, grabbing a team-high four offensive rebounds. Grabbed 6 total rebs.

### AT MONMOUTH

#### Senior Season (2023-24)


Averaged 9.3 points and 8.1 rebounds per game, while guiding the Hawks to an 18-15 record with a 10-8 mark in the Coastal Athletic Association (CAA).

Top highlight of last season was an impressive 22-point, 20-rebound performance against Stony Brook. It marked the fourth 20-20 game in program history and the first since 1997 (also Monmouth's last 20-rebound game). It marked the sixth such game in Division I last season.

Notched six double-doubles last season, which ranked ninth in the CAA.



Also ranked fourth in the conference in rebounds per game, as well as second in offensive boards (2.9 – ranked 67th nationally).





# 41 MATT ALLOCCO

## GRADUATE | GUARD

 @ matallocco		 @ MattAllocco	
Height	6-4		
Eligibility	Graduate		
Hometown	Hilliard, OH		

### Season Highs

<b>Pts</b>	<b>24</b>	vs Rutgers, 11/26/24
<b>Rebs</b>	<b>10</b>	vs Rutgers, 11/26/24
<b>FGM</b>	<b>8</b>	vs Rutgers, 11/26/24
<b>FGA</b>	<b>17</b>	vs Rutgers, 11/26/24
<b>3FGM</b>	<b>6</b>	vs Rutgers, 11/26/24
<b>3FGA</b>	<b>9</b>	vs Rutgers, 11/26/24
<b>FTM</b>	<b>4, 2x</b>	last vs Syracuse, 12/7/24
<b>FTA</b>	<b>8</b>	vs Syracuse, 12/7/24
<b>Ast</b>	<b>7, 2x</b>	last at Georgia Tech, 12/31/24
<b>Blk</b>	<b>1, 3x</b>	last at Georgia Tech, 12/31/24
<b>Stl</b>	<b>3</b>	vs Boston College, 1/13/2

### Career Highs

<b>Pts</b>	<b>25</b>	vs. Dartmouth, 1/15/24
<b>Rebs</b>	<b>12</b>	vs Army, 11/24/22
<b>FGM</b>	<b>10</b>	at Duquesne, 11/15/23
<b>FGA</b>	<b>17</b>	vs Rutgers, 11/26/24
<b>3FGM</b>	<b>6</b>	vs Rutgers, 11/26/24
<b>3FGA</b>	<b>9, 2x</b>	last vs Rutger, 11/26/24
<b>FTM</b>	<b>9</b>	vs. Cornell, 2/3/23
<b>FTA</b>	<b>10</b>	vs. Cornell, 2/3/23
<b>Ast</b>	<b>8, 2x</b>	last at Bucknell, 11/29/23
<b>Blk</b>	<b>2</b>	vs. Northeastern, 11/26/22
<b>Stl</b>	<b>4</b>	vs Furman, 12/2/23

Double Figure Scoring	9	Double Figure Scoring	52
20+ Point Games	1	20+ Point Games	8
Double-Figure Rebounds	1	Double-Figure Rebounds	2
Double-Doubles	1	Double-Doubles	2

### 2024-25 GAME-BY-GAME

Opponent	Date	GS	MIN	Total			3-Pointers			Free throws			Rebounds				PF	A	TO	BLK	STL	PTS	AVG
				FG	FGA	PCT	3FG	3FGA	PCT	FT	FTA	PCT	OFF	DEF	TOT	AVG							
Stonehill	11/06/2024	*	24:15	3-3	1.000	2-2	1.000	2-2	1.000	1	2	3	3.0	1	2	0	0	1	10	10.0			
Buffalo	11/11/2024	*	31:33	0-0	.000	0-0	.000	1-2	.500	0	3	3	3.0	2	2	0	0	0	1	5.5			
at Georgetown	11/16/2024	*	34:33	6-10	.600	4-8	.500	1-2	.500	0	5	5	3.7	2	7	1	0	0	17	9.3			
North Dakota	11/19/2024	*	30:21	1-3	.333	0-0	.000	2-2	1.000	1	3	4	3.8	0	2	1	0	0	4	8.0			
Elon	11/22/2024	*	35:44	3-9	.333	2-7	.286	0-0	.000	0	4	4	3.8	1	1	1	1	0	8	8.0			
vs Rutgers	11/26/2024	*	45:00	8-17	.471	6-9	.667	2-2	1.000	1	9	10	4.8	1	5	1	0	0	24	10.7			
vs Houston	11/27/2024	*	38:20	2-7	.286	2-5	.400	2-2	1.000	0	5	5	4.9	1	4	1	0	0	8	10.3			
vs Creighton	11/30/2024	*	40:00	4-9	.444	0-2	.000	4-4	1.000	0	3	3	4.6	4	4	0	0	1	12	10.5			
at Georgia	12/03/2024	*	38:06	2-8	.250	1-3	.333	0-0	.000	0	6	6	4.8	3	3	1	0	0	5	9.9			
Syracuse	12/07/2024	*	33:28	0-3	.000	0-2	.000	4-8	.500	0	7	7	5.0	1	1	4	1	0	4	9.3			
Dartmouth	12/11/2024	*	33:09	6-10	.600	2-4	.500	2-2	1.000	0	1	1	4.6	2	5	0	0	0	16	9.9			
Le Moyne	12/22/2024	*	24:26	3-5	.600	2-3	.667	0-0	.000	0	3	3	4.5	1	6	0	0	0	8	9.8			
at Georgia Tech	12/31/2024	*	37:05	6-13	.462	2-4	.500	1-2	.500	1	1	2	4.3	4	7	2	1	1	15	10.2			
North Carolina	01/04/2025	*	33:32	2-6	.333	2-5	.400	2-2	1.000	0	5	5	4.4	3	1	2	0	2	8	10.0			
at NC State	01/08/2025	*	37:01	3-5	.600	3-4	.750	2-2	1.000	0	7	7	4.5	1	0	0	0	1	11	10.1			
at Duke	01/11/2025	*	37:04	2-7	.286	2-6	.333	2-2	1.000	0	2	2	4.4	3	3	0	0	1	8	9.9			
Boston College	01/13/2025	*	31:31	5-8	.625	1-3	.333	2-3	.667	1	2	3	4.3	2	1	0	0	3	13	10.1			
at Syracuse	01/18/2025	*	28:22	4-5	.800	1-1	1.000	2-2	1.000	0	7	7	4.4	3	0	0	0	2	11	10.2			
<b>Totals</b>		<b>18</b>	<b>613:30</b>	<b>60-128</b>	<b>.469</b>	<b>32-68</b>	<b>.471</b>	<b>31-39</b>	<b>.795</b>	<b>5</b>	<b>75</b>	<b>80</b>	<b>4.4</b>	<b>35</b>	<b>54</b>	<b>14</b>	<b>3</b>	<b>12</b>	<b>183</b>	<b>10.2</b>			

### Player Averages

Games Played	Minutes/game	Points/game	FG Pct	3FG Pct	FT Pct	Rebounds/game	Assists/game	Turnovers/game	Assist/Turnover ratio	Steals/game	Blocks/game
18	34.1	10.2	46.9	47.1	79.5	4.4	3.0	0.8	3.9	0.7	0.2

### CAREER STATS

SEASON	TEAM	GP-GS	MIN/AVG	Field Goals			3-Point		F-Throws		Rebounds				Scoring					
				FG	FGA	FG%	3FG	3FGA	3FG%	FT	FTA	FT%	OFF	DEF	TOT	AVG	PF-FO	A	TO	BLK
2021-22	PU	30-2	644/21.5	45-88	.511	19-42	.452	15-26	.577	16	69	85	2.8	41-1	45	20	2	18	124	4.1
2022-23	PU	32-32	1055/33.0	121-267	.453	46-120	.383	55-74	.743	19	135	154	4.8	64-0	68	45	6	24	343	10.7
2023-24	PU	29-29	975/33.6	126-248	.508	47-110	.427	70-77	.909	12	72	84	2.9	51-0	96	38	3	21	369	12.7
2024-25	ND	18-18	613/34.1	60-128	.469	32-68	.471	31-39	.795	5	75	80	4.4	35-0	54	14	3	12	183	10.2
<b>TOTAL FOR ND</b>	<b>18-18</b>	<b>613/34.1</b>	<b>60-128</b>	<b>.469</b>	<b>32-68</b>	<b>.471</b>	<b>31-39</b>	<b>.795</b>	<b>5</b>	<b>75</b>	<b>80</b>	<b>4.4</b>	<b>35-0</b>	<b>54</b>	<b>14</b>	<b>3</b>	<b>12</b>	<b>183</b>	<b>10.2</b>	
<b>TOTAL</b>	<b>109-81</b>	<b>3287/30.2</b>	<b>352-731</b>	<b>.482</b>	<b>144-340</b>	<b>.424</b>	<b>171-216</b>	<b>.792</b>	<b>52</b>	<b>351</b>	<b>403</b>	<b>3.7</b>	<b>191-1</b>	<b>263</b>	<b>117</b>	<b>14</b>	<b>75</b>	<b>1019</b>	<b>9.3</b>	

### Awards

- Two-time Second Team All-Ivy League (2024, 2023) | Third Team All-MBWA (2024) | Two-time Ivy League Player of the Week

### AT NOTRE DAME

#### Graduate Season (2024-25)

- Vocal leader of the team and co-captain. You'll hear his teammates and coaches call him 'Mush.' Was a nickname given to him by his dad at a young age for mush mouth - for all his excitement and eagerness to talk.
- Averages 10.2 ppg on 46.9% shooting.
- Crossed over the 1,000-career-point milestone with 13 points against Boston College on Jan. 13.
- 3.86 A/TO ratio - ranks 6th nationally & 1st amongst ACC players. The highest A/TO ratio in program history for a season was 3.16 by Martin Ingelsby in 2000-01.
- Leads the team in Def. Reb/game at 4.2.
- Leads the team in +/- with +8.2.
- Shooting 47.1% from three - a career best.
- Over last 5 games -- boasts a true shooting % of 71.2 which ranks in the 99th percentile.
- Averaging 1.4 steals in ACC play - ranks 10th
- Boast a true shooting percentage of 63.0 and an effective% of 59.4.
- Players Era 3-game Stats -- 44 points (14.7 ppg), 14-33 FG (42.4), 8-16 3PT (50.0); team best 13 AST (4.3 apg); just 2 TO; co-team best 16 REB (6.0 rpg).

- His heroics against Rutgers (11/26) in the Players Era almost led to an incredible win. He forced overtime with a last-second three in regulation. Then in OT, he converted three triples in under 30 seconds to force a tie with under 15 seconds left. He ended up with a 24-point, 10-rebound double-double with 5 assists. He was 6-for-9 from three.

- Big-game moment at Georgetown (11/16), dropping 15 points in the first half on 5-of-6 shooting, 4-of-5 from three-point range. Finished with 17 points, 7 assists, 5 rebounds.

### AT PRINCETON

#### In The Record Book

- #2, Highest Free Throw Percentage in a Season (min. 40 attempts), 90.9% (2023-24)

#### Senior Season (2023-24)

- Was the only player in the nation to shoot at least 50% from the field, 40% from three and 90% from the free throw line
- Ranked 29th in the nation in true shooting percentage (64.6), 61st in offensive rating (126.5) and 76th in effective field goal percentage (60.0%)

- Ranked second in the Ivy League in assist/turnover ratio (2.5), third in minutes-per-game (33.7), fourth in three-point percentage (42.7%), sixth in assists-per-game (3.3), and tenth in field goal percentage (50.8%)

- Averaged 12.7 points-per-game, 2.9 rebounds and had 21 steals

- Scored a career-high 25 points and went 8-for-14 from the field, 5-for-6 from three and 4-for-4 from the free throw line and handed out five assists in a win over Dartmouth on Jan. 15.

# TV / RADIO ROSTER



**#0 Brady Stevens**  
Fr. // G // 6-4  
Boston, MA  
Wellesley



**#1 Julian Roper II**  
Sr. // G // 6-4  
Detroit, MI  
St. Mary's / Northwestern



**#2 Logan Imes**  
So. // G // 6-4  
Zionsville, IN  
Zionsville



**#3 Markus Burton**  
So. // G // 5-11  
Mishawaka, IN  
Penn



**#4 Sir Mohammed**  
Fr. // G // 6-6  
Charlotte, NC  
Myers Park



**#5 Cole Certa**  
Fr. // G // 6-5  
Le Roy, IL  
IMG Academy



**#7 Tae Davis**  
Jr. // F // 6-9  
Indianapolis, IN  
Warren Central / Seton Hall



**#10 JT Kelly**  
Jr. // G // 6-2  
Ponte Vedra Beach, FL  
Ponte Vedra



**#11 Braeden Shrewsberry**  
So. // G // 6-3  
State College, PA  
State College Area



**#12 Garrett Sundra**  
Fr. // F // 6-11  
Ashburn, VA  
Paul VI Catholic



**#14 Kebba Njie**  
Jr. // F // 6-10  
Centerville, OH  
La Lumiere / Penn St



**#15 Thomas Hattan**  
Jr. // G // 6-2  
San Clemente, CA  
San Juan Hills




**#20 J.R. Konieczny**  
Sr. // G // 6-7  
South Bend, IN  
St. Joseph



**#21 Burke Chebuhar**  
Gr. // F // 6-8  
Marietta, GA  
The Walker School / Lehigh



**#22 Thomas Crowe**  
Sr. // F // 6-7  
Macedonia, OH  
Archbishop Hoban



**#25 Nikita Konstantynovskiy**  
Gr. // F // 6-10  
Kyiv, Ukraine  
Northeastern A&M/Tulsa/Monmouth



**#41 Matt Allocco**  
Gr. // G // 6-4  
Hilliard, OH  
Hilliard Bradley / Princeton



**Micah Shrewsberry**  
Glenn & Stacey Murphy Head Coach  
2nd Season at ND  
3rd overall as Head Coach



**Kyle Getter**  
Associate Head Coach  
2nd Season at ND



**Mike Farrelly**  
Assistant Coach  
2nd Season at ND



**Ryan Owen**  
Assistant Coach  
2nd Season at ND



**Tre Whitted**  
Assistant to the Head Coach  
2nd Season at ND



**Grady Eifert**  
Development & Recruiting Coord.  
2nd Season at ND



**Brian Snow**  
Director of Recruiting  
2nd Season at ND