



DUKE

WOMEN'S BASKETBALL



FOUR NCAA FINAL FOURS (1999, 2002, 2003, 2006) | TWO-TIME NCAA FINALIST (1999, 2006) | EIGHT ACC TOURNAMENT TITLES (2000, 2001, 2002, 2003, 2004, 2010, 2011, 2013)

2024-25 SCHEDULE

AP Rank	Date	Duke Opp	Opponent	TV	Time/Result
NOVEMBER					
N 4	11	-	Radford	ACCNX	W, 89-36
N 7	11	-	at Liberty	ESPN+	W, 83-67
N 10	11	18	at Maryland	FS1	L, 80-85
N 14	16	-	Dayton	ACCNX	W, 84-49
N 17	16	-	at South Dakota State	CBSSN	W, 75-71
N 21	14	-	Belmont	ACCN	W, 79-47
N 25	13	9	vs. Kansas State ²	FloCollege	W, 73-62
N 27	13	8	vs. Oklahoma ²	FloCollege	W, 109-99 (OT)

DECEMBER					
D 1	13	-	Columbia	ACCN	W, 77-61
D 5	8	3	at South Carolina ¹	ESPN	L, 70-81
D 8	8	-	Virginia Tech*	ACCN	W, 81-59
D 18	9	-	Wofford	ACCN	W, 93-58
D 21	9	-	at South Florida	ESPN2	L, 56-65

JANUARY					
J 2	14	-	at Boston College*	ACCNX	W, 86-59
J 5	14	-	Pittsburgh*	ACCN	W, 69-31
J 9	14	19	at North Carolina*	ACCN	L, 46-53 (OT)
J 12	14	-	at Virginia*	ACCN	W, 60-55
J 16	16	18	California*	ACCN	W, 72-38
J 19	16	-	Stanford*	ESPN2	W, 74-49
J 23	14	-	at SMU*	ACCN	W, 81-46
J 26	14	18	at Georgia Tech*	ACCNX	W, 55-50

FEBRUARY					
F 3	10	14	at NC State*	ESPN2	L, 83-89
F 6	10	-	Clemson*	ACCNX	W, 74-55
F 9	10	-	Miami*	ACCNX	W, 90-49
F 13	13	-	at Wake Forest*	ACCNX	W, 72-47
F 17	13	2	at Notre Dame*	ESPN	6 p.m.
F 20	-	-	Louisville*	ESPN2	7 p.m.
F 23	-	-	Syracuse*	The CW	2 p.m.
F 27	-	-	North Carolina*	ESPN	7 p.m.

MARCH					
M 2	-	-	at Florida State*	ACCN	6 p.m.
M 5-9	-	-	Ally ACC Tournament (Greensboro, N.C.)		

Bold indicates home game | * ACC game
1 - SEC/ACC Challenge | 2 - Ball Dawgs Classic (Henderson, Nev.)

2024-25 STAT LEADERS

Scoring	13.5	Toby Fournier
Rebounds	6.8	Jadyn Donovan
Assists	4.0	Taina Mair
Steals	2.0	Oluchi Okananwa
Blocks	1.2	Toby Fournier
Field Goals	123	Toby Fournier
Field Goal Pct.	.552	Toby Fournier
3-Point Field Goals	62	Ashlon Jackson
3-Point Field Goal Pct. (Min 10 makes)	.478	Vanessa de Jesus
Free Throws	75	Toby Fournier
Free Throw Pct.	.878	Ashlon Jackson

DUKE COMMUNICATIONS

Assistant Director of Communications (WBB)Jalen Manning
Office Phone.....(919) 668-7938
Cell Phone.....(316) 371-0191
Emailjalen.manning@duke.edu

TALE OF THE TAPE

	76.4	.456	.357	.689	58.4	.400	.291	+7.5	17.6	1.2	4.3	11.1	16.9
	POINTS	FG%	3FG%	FT%	SCORING DEFENSE	FG% DEFENSE	3FG% DEFENSE	REBOUND MARGIN	ASSISTS	AST-TURN RATIO	BLOCKS	STEALS	FOULS
	87.6	.504	.423	.769	60.9	.357	.265	+10.6	18.5	1.2	5.7	11.7	15.0



#13 DUKE
20-5, 11-2 ACC



#2 NOTRE DAME
22-2, 13-0 ACC

2.17.2025 • 6:00 P.M. ET • PURCELL PAVILION • SOUTH BEND, IND.

DUKE BLUE DEVILS

Head Coach: Kara Lawson (5th Season)
Record at Duke: 88-38 (5th Season)
Overall Record: Same

NOTRE DAME FIGHTING IRISH

Head Coach: Niele Ivey (5th Season)
Record at Notre Dame: 111-34 (5th Season)
Overall Record: Same

GAME INFORMATION

Facility: Purcell Pavilion
Capacity: 9,149
TV: ESPN | Beth Mowins (pxp), Debbie Antonelli (analyst)
Radio: Chris Edwards | Blue Devil Sports Network/The Varsity App | Sirius XM 139 or 194
Series Record: Notre Dame leads 18-4
In South Bend: 1-6
Last Meeting: Feb. 19, 2024 (H) | #16 Notre Dame 70, Duke 62

THE OPENING TIP

- » No. 13 Duke caps its two-game road swing Monday night with a trip to South Bend, Indiana for a top-15 showdown at No. 2 Notre Dame. Tipoff is set for 6 p.m., live on ESPN.
- » Monday's matchup marks the 23rd all-time meeting between Duke and Notre Dame. The Fighting Irish own an 18-4 ledger in the all-time series.
- » Duke has won three of the past four games against ND, including a 57-52 victory in the last trip to South Bend.
- » In the NCAA, Duke ranks in the top 30 of eight categories - bench points per game (2nd), forced turnovers per game (18th), turnover margin (19th), assist average (21st), offensive rebounds per game (21st), scoring margin (24th), rebounding margin (27th) and steals per game (11.1).
- » In ACC play, Duke has held 12 opponents below their respective season scoring averages, limiting foes to 52.3 points on 38-percent shooting and 0.64 points per possession. Duke is also averaging 11.4 steals and 4.7 blocks in league play while forcing the opposition into an ACC-best 23.4 turnovers per game.
- » The Blue Devils rank in the top five of seven ACC defensive categories, sitting atop the league in scoring defense, three point percentage defense (.247), steals and turnover margin (+9.5). Duke checks in at No. 2 in field goal percentage defense, No. 3 in rebounding defense (32.9) and No. 4 in blocks.
- » Duke has totaled 36 ACC dubs in the past three seasons, No. 2 in the conference. The Blue Devils have 11 ACC wins in 2024-25 thus far, after posting 14 and 11, respectively, in 2022-23 and 2023-24. Notre Dame (41) is the only team to compile more wins than the Blue Devils during this stretch.
- » **Toby Fournier** paces the Blue Devils in points (325), field goal percentage (.552), total field goals (123), free throws (75) and blocks (29) while ranking second on the team in rebounds (127).
- » Fournier leads all ACC freshmen in total field goal percentage, field goals made (4.9), two-point field goal makes (5.0) and attempts (8.8), average free throw makes (3.1) and attempts (4.7) and offensive rebounds per game (2.0), per HerHoopStats (*min. 15 games played*). In ACC play, Fournier's 55.2-percent field goal percentage (min. 5 FGM/G) is tops in the conference.
- » **Oluchi Okananwa** has elevated her play since the calendar hit December, taking it to another level in ACC action. She is averaging 11.6 points, 5.6 rebounds, 2.1 steals and 1.6 assists, with 10 double-figure performances.
- » **Taina Mair** has done a great job quarterbacking the Duke offense this season, averaging 4.0 assists per contest. She has been a magician with the basketball over her past nine games, racking up 40 helpers while committing just five turnovers for an 8.0 assist/turnover ratio. In ACC play, Mair is second in the league with a 3.0 assist/turnover ratio (54 ast., 18 TO). Offensively, she is putting up 8.5 points on 46-percent shooting and 50 percent from deep.

UP NEXT: FEB. 20 vs. LOUISVILLE

- » No. 13 Duke returns home for a three-game homestand, starting with a midweek tilt versus Louisville Thursday, Feb. 20. Tipoff is slated for 7 p.m., live on ESPN2.

2024-25 ROSTER BREAKDOWN

NUMERICAL

NO.	NAME	POS.	HEIGHT	YEAR	HOMETOWN (PREVIOUS SCHOOL)
2	Vanessa de Jesus	G	5-8	Gr.	Valencia, Calif. (Sierra Canyon)
3	Ashlon Jackson	G	6-0	Jr.	China, Texas (Hardin-Jefferson)
4	Jadyn Donovan	G/F	6-0	So.	Upper Marlboro, Md. (Sidwell Friends)
5	Oluchi Okananwa	G	5-10	So.	Boston, Mass. (Worcester Academy)
7	Louann Battiston	G	5-5	So.	Montigny le Tilleil, Belgium (Liege Panthers)
11	Riley Nelson	G	6-2	So.	Clarksburg, Md. (Maryland)
12	Delaney Thomas	F	6-3	So.	Charles Town, W. Va. (St. John's College HS)
13	Jordan Wood	F	6-4	So.	Chicago, Ill. (Carmel Catholic)
15	Emma Koabel	G	5-11	Jr.	Port Colborne, Ont., Canada (Niagara Prep)
21	Arianna Roberson	C	6-4	Fr.	San Antonio, Texas (Clark HS)
22	Taina Mair	G	5-9	Jr.	Boston, Mass. (Boston College)
24	Reigan Richardson	G	5-11	Sr.	Charlotte, N.C. (Georgia)
35	Toby Fournier	F	6-2	Fr.	Toronto, Ont., Canada (Crestwood Prep)
42	Jenessa Cotton	F	6-2	Fr.	Orange, Calif. (Mater Dei)
45	Ella Moore	G	5-7	Fr.	Poolesville, Md. (Holton-Arms)
53	Olivia Martin	G	5-6	Jr.	Gaithersburg, Md. (Quince Orchard HS)

ALPHABETICAL

NO.	NAME	POS.	HEIGHT	YEAR	HOMETOWN (PREVIOUS SCHOOL)
7	Louann Battiston	G	5-5	So.	Montigny le Tilleil, Belgium (Liege Panthers)
42	Jenessa Cotton	F	6-2	Fr.	Orange, Calif. (Mater Dei)
2	Vanessa de Jesus	G	5-8	Gr.	Valencia, Calif. (Sierra Canyon)
4	Jadyn Donovan	G/F	6-0	So.	Upper Marlboro, Md. (Sidwell Friends)
35	Toby Fournier	F	6-2	Fr.	Toronto, Ont., Canada (Crestwood Prep)
3	Ashlon Jackson	G	6-0	Jr.	China, Texas (Hardin-Jefferson)
15	Emma Koabel	G	5-11	Jr.	Port Colborne, Ont., Canada (Niagara Prep)
22	Taina Mair	G	5-9	Jr.	Boston, Mass. (Boston College)
53	Olivia Martin	G	5-6	Jr.	Gaithersburg, Md. (Quince Orchard HS)
45	Ella Moore	G	5-7	Fr.	Poolesville, Md. (Holton-Arms)
11	Riley Nelson	G	6-2	So.	Clarksburg, Md. (Maryland)
24	Reigan Richardson	G	5-11	Sr.	Charlotte, N.C. (Georgia)
5	Oluchi Okananwa	G	5-10	So.	Boston, Mass. (Worcester Academy)
21	Arianna Roberson	C	6-4	Fr.	San Antonio, Texas (Clark HS)
12	Delaney Thomas	F	6-3	So.	Charles Town, W. Va. (St. John's College HS)
13	Jordan Wood	F	6-4	So.	Chicago, Ill. (Carmel Catholic)

COACHING STAFF

Head Coach	Kara Lawson (Tennessee '03)
at Duke	5th Season (2020-Present)
Associate Head Coach	Tia Jackson (Iowa '95)
at Duke	7th Season (2005-07, 2020-Present)
Assistant Coach	Kyra Elzy (Tennessee '01)
at Duke	1st Season (2024-Present)
Assistant Coach	Karen Lange (Iowa '96)
at Duke	3rd Season (2022-Present)
Assistant Coach	Karen Middleton (South Carolina '91)
at Duke	2nd Season (2023-Present)
Assistant Coach	Pierre Miller (Presbyterian '12)
at Duke	2nd Season (2023-Present)

ROSTER BREAKDOWN (BY HEIGHT)

6-4 (2)	Roberson, Wood
6-3 (1)	Thomas
6-2 (3)	Cotton, Fournier, Nelson
6-0 (2)	Donovan, Jackson
5-11 (2)	Koabel, Richardson
5-10 (1)	Okananwa
5-9 (1)	Mair
5-8 (1)	de Jesus
5-7 (1)	Moore
5-6 (1)	Martin
5-5 (1)	Battiston

PRONUNCIATION GUIDE


Louann BATTISTON	"Batty-stone"
JENESSA Cotton	"Je-nes-sa"
Vanessa DE JESUS	"day-HAY-ZEUS"
Toby FOURNIER	"FORN-yay"
Emma KOABEL	"Cable"
TAINA MAIR	"Tie-ee-na (like hyena) Mayor"
OLUCHI OKANANWA	"Uh-loo-chee Uh-KAHN-Uh-Wa"
ARIANNA ROBERSON	"ARE-REE-on-nuh Raw-ber-son"

ROSTER BREAKDOWN (BY STATE)

California (2)	Cotton (Orange), de Jesus (Valencia)
Illinois (1)	Wood (Chicago)
Maryland (3)	Donovan (Upper Marlboro), Martin (Gaithersburg), Moore (Poolesville), Nelson (Clarksburg)
Massachusetts (2)	Mair (Boston), Okananwa (Boston)
North Carolina (1)	Richardson (Charlotte)
Texas (2)	Jackson (China), Roberson (San Antonio)
West Virginia (1)	Thomas (Charles Town)
International (3)	Battiston (Charleroi, Belgium), Fournier (Toronto, Ont., Canada), Koabel (Port Colborne, Ont., Canada)

ROSTER BREAKDOWN (BY CLASS)

Graduate Student (1)	de Jesus
Senior (1)	Richardson
Junior (4)	Jackson, Koabel, Mair, Martin
Sophomore (6)	Battiston, Donovan, Nelson, Okananwa, Thomas, Wood
Freshman (4)	Cotton, Fournier, Moore, Roberson



2
VANESSA DE JESUS
G • Gr. • 5-8
Valencia, Calif.



3
ASHLON JACKSON
G • Jr. • 6-0
China, Texas




4
JADYN DONOVAN
G/F • So. • 6-0
Upper Marlboro, Md.



5
OLUCHI OKANAWA
G • So. • 5-10
Boston, Mass.



7
LOUANN BATTISTON
G • So. • 5-5
Montigny le Tilleil, Belgium



11
RILEY NELSON
G • So. • 6-2
Clarksburg, Md.



12
DELANEY THOMAS
F • So. • 6-3
Charles Town, W. Va.



13
JORDAN WOOD
F • So. • 6-4
Chicago, Ill.



15
EMMA KOABEL
G • Jr. • 5-11
Port Colborne, Ont., Canada



21
ARIANNA ROBERSON
C • Fr. • 6-4
San Antonio, Texas



22
TAINA MAIR
G • Jr. • 5-10
Boston, Mass.



24
REIGAN RICHARDSON
G • Sr. • 5-11
Charlotte, N.C.



35
TOBY FOURNIER
F • Fr. • 6-2
Toronto, Ont., Canada



42
JENESSA COTTON
F • Fr. • 6-2
Orange, Calif.



45
ELLA MOORE
G • Fr. • 5-7
Poolesville, Md.



53
OLIVIA MARTIN
G • Jr. • 5-6
Gaithersburg, Md.



KARA LAWSON
Head Coach
Fifth Season
Tennessee '03



TIA JACKSON
Associate Head Coach
Seventh Season
Iowa '95



KYRA ELZY
Assistant Coach
First Season
Tennessee '01



KAREN LANGE
Assistant Coach
Third Season
Iowa '96



KAREN MIDDLETON
Assistant Coach
Second Season
S. Carolina '91



PIERRE MILLER
Assistant Coach
Second Season
Presbyterian '12

NOTING THE BLUE DEVILS

DEVIL IN THE DETAILS: DUKE DEFENSE RETURNS TO FORM IN ACC PLAY...

- » Duke has seen an uptick on the defensive end since the schedule transitioned to ACC play, with the stifling Duke defense of the past two seasons coming back into the forefront.
- » In ACC play, Duke has held 12 opponents below their respective season scoring averages, limiting foes to 52.3 points on 38-percent shooting.
- » Duke is also averaging 11.4 steals and 4.7 blocks in league play while forcing the opposition into an ACC-best 23.4 turnovers per game.
- » The Blue Devils rank in the top five of seven ACC defensive categories, sitting atop the league in scoring defense, three point percentage defense (.247), steals and turnover margin (+9.5). Duke checks in at No. 2 in field goal percentage defense, No. 3 in rebounding defense (32.9) and No. 4 in blocks.
- » The Blue Devil defense has held ACC opponents to 0.64 points per possession, a vast improvement from the 0.86 defensive points per possession averaged in non-conference action.
- » In Duke's win over No. 18 California (1.16), the Blue Devils forced the Golden Bears into 31 turnovers while holding them to just 38 points for the game. Cal's 38 points were the fewest by a ranked opponent all-time against Duke, with the 34-point margin marking the largest over a ranked foe since 2001, when Duke took down No. 15 Clemson, 92-42.

FOURNIER TAKING FLIGHT...

- » Rookie Toby Fournier has enjoyed a stellar freshman campaign, putting the nation on notice she's a force to be reckoned with. She paces Duke in scoring (13.5) and is second on the glass with 5.3 boards.
- » Fournier has reached double figures 16 times, netted seven 20-point outings and led the team in scoring 10 times. She has displayed great efficiency from the floor, ranking 32nd in the NCAA in field goal percentage (55.2%). Fournier has shot 60-percent or higher 11 times this season while averaging 1.03 points per possession and 0.70 points per minute. She has been hitting her freebies at a 71-percent clip (59-of-83), after shooting 55.2% (16-of-29) in the first six contests.
- » With her seven contests this season with 20-plus points, Fournier is currently tied with former Duke standouts Rebecca Greenwell and Monique Currie for the most 20-point games as a freshman. She needs just three more to tie the school record of 10 games held by Blue Devil greats Alana Beard and Chris Moreland.
- » Fournier has been crowned the USBWA Tamika Catching National Freshman of the Week twice this season (Nov. 25, Feb. 11) and has totaled five ACC Freshman of the Week honors - Nov. 25, Dec. 9, Jan. 20, Jan. 27 and Feb. 10, giving her the most FOTW selections by a Blue Devil in over a decade.
- » Fournier leads all ACC freshmen in total field goal percentage, field goals made (4.9), two-point field goal makes (5.0) and attempts (8.8), average free throw makes (3.1) and attempts (4.7) and offensive rebounds per game (2.0), per HerHoopStats (*min. 15 games played*). She is also No. 2 in rebounding average (5.3), blocks (1.2), No. 3 in field goal attempts (9.3) and No. 4 in two point percentage (56.4%) and defensive rebounds per game (3.3). In ACC play, Fournier's 55.2-percent field goal percentage (min. 5 FGM/G) is tops in the conference.
- » The Toronto, Canada product was tapped as one of 50 players to the U.S. Basketball Writers Association (USBWA) Ann Meyers Drysdale National Player of the Year Midseason Watch List and was recently named a World Exposure Report Freshman Player Of The Year Semifinalist.
- » She posted her first career double-double in the 72-38 win over California (1.16), putting up 23 points and a career-high 11 rebounds. She was extremely efficient in the win, shooting 70 percent (7-of-10) from the field and 90 percent (9-of-10) from the charity stripe. Her nine free throws are tied for 10th all-time on the Duke freshman single-game records list.
- » In the ACC opener against Virginia Tech (12.8), Fournier erupted for a career-high 27 points and nine rebounds. Her 27 points were the most points by a Duke freshman in an ACC opener all-time, with the 12 field goals tied for second on the freshman single-game records list with former Duke standout Alana Beard (3x).

OFFENSIVE FIREPOWER...

- » Duke boasts one of its most potent offenses in recent memory, putting up 76.4 points per game on 46-percent shooting from the field and 36 percent from deep.
- » Per HerHoopStats, the Blue Devils rank 19th in the NCAA this season with a 112.4 offensive rating.
- » The Blue Devils' scoring average and field goal percentage are program bests dating back to the 2013-14 and 2016-17 campaigns, respectively.
- » Duke's balanced attack is led by Toby Fournier (13.4) and Ashlon Jackson (13.0), with Reigan Richardson (9.9) and Oluchi Okanawwa (9.6) just under double figures.
- » Overall, Duke has had eight different leading scorers on the year with nine different players reaching double figures thus far.
- » Duke has scored 70-plus points and featured at least three double-figure scorers in 20 contests. The Blue Devils opened the 2024-25 slate with a program-best 12 straight 70-plus outings.
- » The Blue Devils have shot 50 percent in 10 games and finished with five-plus double-digit scorers four times. Duke has eclipsed the 80-point threshold 11 times and scored 90-plus points in three games.
- » For the season, Duke is slotted 32nd nationally in three-point shooting percentage, averaging 6.3 triples per game. The mark would tie for No. 2 all-time in Duke lore, if the season ended today.
- » Individually, Fournier ranks 35th in the NCAA in field goal percentage (55.2%). Jackson is 33rd in three point percentage (42.5%), 38th in threes made (62) and 41st in threes per game (2.48).
- » In ACC action, the Blue Devils rank fourth from beyond the arc, knocking down their trifectas at a 35-percent clip.
- » Nine players average over 10 minutes per game, with six playing 20-plus - A. Jackson (28.1), R. Richardson (27.2), T. Mair (25.3), J. Donovan (24.0), D. Thomas (21.6), O. Okanawwa (20.6).
- » Duke's 109 points against Oklahoma (11.27) were the Blue Devils' most against a ranked foe since Jan. 24, 2002, when the team scored 102 points in a 20-point triumph over No. 21 North Carolina.
- » The Blue Devils have eclipsed the 100-point threshold three times under Kara Lawson with the 109 points ranking second in the Kara Era - just two shy of the 111 scored against Charleston Southern in 2022-23.

OKANAWWA FINDING HER RHYTHM...

- » Since the calendar hit December, Oluchi Okanawwa has found her offensive rhythm. Dating back to the game at South Carolina (12.5), Okanawwa has elevated her play, taking it to another level in ACC action.
- » The sophomore is averaging 11.6 points, 5.6 rebounds, 2.1 steals and 1.6 assists, with 10 double-figure performances. Okanawwa's steal average is tied for sixth in conference play.
- » Overall, Okanawwa has reached double digits 13 times this season and had 13 games with five-plus boards. She has also improved in the playmaking department with a positive assist/turnover ratio.
- » Defensively, she leads Duke with 51 thefts and is 25th nationally in steal rate (4.8%), per HerHoopStats. Okanawwa has eight games with three-plus steals, including a career-high of six at UNC (1.9).
- » Last time out, Okanawwa netted nine of her 15 points in the second half to help lead the Blue Devils to a 72-47 win at Wake Forest (2.13).
- » Okanawwa chipped in 16 points and three rebounds in the dub over Miami (2.9). In the win over Clemson (2.6), Okanawwa put up 14 points via a perfect shooting performance, going 5-of-5 from the field, 2-of-2 from distance and 2-of-2 at the charity stripe. She rounded out her night with three rebounds, three steals and two assists.
- » The sophomore guard helped propel the Blue Devils to a five-point win at Georgia Tech (1.26), scoring six of the team's 10 points in the fourth quarter to pull out the 55-50 win over the Yellow Jackets. She also spearheaded Duke's comeback win at Virginia (1.12), scoring 14 of her 17 points after halftime to help propel the Blue Devils to the 60-55 decision.
- » Okanawwa had a season-high 20 points, six caroms, five dimes and four steals in the win over Wofford (12.18). Prior to that, she had 12 points in games versus South Carolina (12.5) and Virginia Tech (12.8).
- » She collected seven boards against the Gamecocks, then completed the double-double against the Hokies with 12 rebounds while also adding two steals and two blocks. Okanawwa also put up 12 points at Boston College (1.2) and SMU (1.23).

ACTION JACKSON...

- » Junior Ashlon Jackson has been on a tear in ACC play, putting up 12.7 points, 2.0 rebounds and 1.8 assists on 37-percent shooting and 42 percent from deep. She has reached double figures in nine of her last 12, averaging 13.5 points on a 42-percent clip from three.
- » In league action, Jackson's three point percentage and average threes made per game (2.7), rank second and third, respectively.
- » Overall this season, Jackson has netted five games with five-plus threes and tallied 16 games in double figures with four 20-point performances, including two in the past four games.
- » In the NCAA rankings, the junior is 33rd in three point percentage (42.5%), 38th in threes made (62) and 41st in threes per game (2.48).

WINNING TIMES...

- » With its wins over Clemson (2.6) and Miami (2.9), Duke improved to 11-0 at Cameron Indoor Stadium this season. Over the past three seasons, Duke boasts a 39-5 overall mark (.886).
- » Duke is putting up 80.2 points on a scorching 49-percent clip when playing at home in 2024-25, outscoring opponents by an average of 32 points per contest.
- » Duke has also enjoyed immense success in the ACC recently as the Blue Devils reestablish themselves as one of the league's premier programs.
- » Duke has totaled 36 ACC dubs in the past three seasons, No. 2 in the conference. The Blue Devils have 11 ACC wins in 2024-25 thus far, after posting 14 and 11, respectively, in 2022-23 and 2023-24.
- » The Blue Devils have posted 10-plus ACC wins in three consecutive seasons, marking their longest streak in over a decade.
- » Reigning ACC Sixth POTY Oluchi Okanawwa has found her groove with double digits in 10 of the past 16. She has elevated her game in ACC play, putting up 11.1 points, 5.2 caroms and 2.2 steals.
- » After seeing limited action in 2023-24, Wood is thriving in a larger role and been an impact player for Duke. She has totaled 121 points this season after scoring just 19 in 14 games last year.
- » The Chicago, Ill., native has posted double figures in four games, notching a career-high 17 points on 8-of-11 shooting, three rebounds and three steals against Dayton (11.14).
- » Vanessa de Jesus and Emma Koabel have also provided solid contributions off the bench for the Blue Devils at key points this season.

BENCH MOB...

- » Duke has received a huge lift from its reserves this season, ranking No. 2 nationally with 33.0 bench points per game (*NCAA rankings as of Feb. 16*). Duke has doubled up its foes, outscoring them 826-368.
- » The Blue Devil bench has registered 50-plus points on four occasions, erupting for a season-high 58 versus Dayton (11.14), 53 against Wofford (12.18) and 51 versus Belmont (11.21) and Virginia Tech (12.8).
- » Freshman Toby Fournier (13.5 ppg, 5.3 rpg) and sophomores Oluchi Okanawwa (9.6 ppg, 5.0 rpg) and Jordan Wood (5.0 ppg, 3.4 rpg) have led the charge for the Duke reserves.
- » A five-time ACC Freshman of the Week, Fournier has notched double figures in 16 games and eclipsed the 20-point mark seven times, including a career-high 27 in the ACC opener versus Virginia Tech (12.8).
- » Reigning ACC Sixth POTY Oluchi Okanawwa has found her groove with double digits in 10 of the past 16. She has elevated her game in ACC play, putting up 11.1 points, 5.2 caroms and 2.2 steals.
- » After seeing limited action in 2023-24, Wood is thriving in a larger role and been an impact player for Duke. She has totaled 121 points this season after scoring just 19 in 14 games last year.
- » The Chicago, Ill., native has posted double figures in four games, notching a career-high 17 points on 8-of-11 shooting, three rebounds and three steals against Dayton (11.14).
- » Vanessa de Jesus and Emma Koabel have also provided solid contributions off the bench for the Blue Devils at key points this season.

MAKING THE EXTRA PASS...

- » Duke has looked to make the extra pass on offense with nearly 60 percent of the team's field goals coming via assists. For the season, the Blue Devils have dropped 441 dimes on 739 buckets (.597).
- » The Blue Devils rank 21st nationally in assist average with 17.6 dimes per game (*NCAA rankings as of Feb. 16*). Duke has tallied 11 or more helpers in each game and dropped 17-plus dimes 18 times.

- » Nine Blue Devils have double-figure assists with six owning 30 or more - Taina Mair (101), Reigan Richardson (64), Jadyn Donovan (54), Vanessa de Jesus (51), Ashlon Jackson (51) and Oluchi Okanawwa (44).
- » In the 109-99 overtime victory over No. 8 Oklahoma, Duke rewrote the program records book, racking up a single-game record 38 assists on 40 made field goals for a remarkable 95-percent assist rate.
- » The 38 dimes set a program single-game record, surpassing the previous 20-year-old mark of 36 set in 2005 at San Diego (12.30) and tied again versus UNC Wilmington (12.20) in 2011.

T-TIME (X3)...

- » Junior Taina Mair has done a great job quarterbacking the Duke offense this season, averaging 4.0 assists per contest. She ranks 45th in the NCAA with an assist/turnover ratio of 2.2.
- » She has been a magician with the basketball over her past nine games, racking up 40 helpers while committing just five turnovers for an 8.0 assist/turnover ratio. Mair dropped six assists against Stanford (1.16) and Virginia (1.12), five versus Cal (1.16), Georgia Tech (1.26), NC State (2.3) and Miami (2.9), three against Clemson (2.6) and SMU (1.23) and two at Wake Forest.
- » In ACC play, Mair is second in the league with a 3.0 assist/turnover ratio (54 ast., 18 TO). Offensively, she is putting up 8.5 points on 46-percent shooting and 50 percent from deep.
- » Overall, Mair has 19 games in 2024-25 with three or more assists, including 13 contests with four or more dimes. She has reached double figures seven times this season, including four of her past seven contests.
- » The junior was stellar handling the rock in wins over No. 9 Kansas State (11.25) and No. 8 Oklahoma (11.27) at the Ball Dawgs Classic earlier this season, dishing seven dimes against the Wildcats and a season-high nine against the Sooners. She averaged 8.0 dimes per game and finished the MTE with a 3.2 assist/turnover ratio (16 ast., 5 TO).

ON THE NATIONAL SCENE (NCAA RANKINGS AS OF FEB. 16)...

- » Duke checks in at No. 13 in the Associated Press (AP) Top-25 poll and No. 8 in the latest NCAA Evaluation Tool (NET) rankings. The Blue Devils' Strength of Schedule (SOS) is also No. 3 nationally.
- » Duke is 4-4 versus Quad 1, 5-1 against Quad 2 and 11-0 versus Quad 3 and 4. The Blue Devils have played 12 teams in the top 50 of the NET - South Carolina (1st), Kansas State (7th), North Carolina (14th), Oklahoma (16th), NC State (19th), Georgia Tech (26th), Maryland (27th), California (39th), Columbia (42nd), South Dakota State (44th), Virginia Tech (46th) and Stanford (47th).
- » Seven of Duke's foes thus far also boast SOS's in the top 25 - South Carolina (1st), Maryland (5th), NC State (7th), Stanford (14th), North Carolina (19th), Oklahoma (22nd) and Wake Forest (23rd).
- » In the NCAA, Duke ranks in the top 30 of eight categories - bench points per game (2nd), forced turnovers per game (18th), turnover margin (19th), assist average (21st), offensive rebounds per game (21st), scoring margin (24th), rebounding margin (27th) and steals per game (11.1).
- » Duke is also 32nd in three point percentage, 33rd in assist/turnover ratio, 35th in field goal percentage, 37th in win percentage (.800), 38th in scoring offense and 40th in blocks per game.
- » The Blue Devils' 2024-25 slate features 20 games on national TV - No. 2 among NCAA Power Four conferences and tops in the ACC. Only South Carolina has more games on national TV this season (23). Notre Dame (19), USC (19) and Louisville (18) round out the top five.

EFFICIENT DT: THOMAS FLIPS THE SWITCH...

- » Following a slow start to the season, sophomore forward Delaney Thomas is hitting her stride, seamlessly flipping the switch and emerging as an offensive weapon for the Blue Devils.
- » Dating back to Duke's win over Oklahoma (11.27), Thomas is averaging 8.2 points and 5.0 boards at a 60-percent shooting clip. She opened the season putting up 5.6 ppg and 4.1 rpg on 33.3-percent.
- » Thomas has nine games in double figures this season and has snagged five or more caroms 14 times. Duke is 8-1 this season in games where she scores 10-plus points.
- » Thomas is averaging 0.94 points per possession and has shot 60 percent or higher 12 times, including four games hitting at a perfect clip.
- » The sophomore notched her second career double-double in the win over Stanford (1.19) with 12 points and 10 rebounds on 5-of-6 (83.3%) shooting.
- » During a six-game stretch from Nov. 25-Dec. 18, Thomas reached double figures in four straight and five of six games, averaging 11.5 points and 4.8 rebounds on 58-percent shooting.
- » The Charles Town, W. Va., product was incredibly efficient from the floor during the final three games of that span, putting up 14.3 points on a blistering 87-percent clip (1.06 PPP).
- » Thomas scored 14 points in back-to-back games against No. 3 South Carolina (12.5) and Virginia Tech (12.8), before posting a season-high 15 points against Wofford (12.18).
- » She was a perfect 7-of-7 from the floor against the Gamecocks, following that with consecutive 6-of-8 shooting performances against the Hokies and Terriers.

GLASS WORK...

- » Duke has been extremely solid on the glass this season, checking in among the top 30 nationally in offensive rebounds per game (21st) and rebounding margin (27th).
- » For the season, Duke averages 39.2 rebounds per game with nearly 15 of those coming on the offensive end. Duke has parlayed its extra opportunities into 378 second chance points.
- » Per HerHoopStats, Duke is eighth in the NCAA in offensive rebounding rate (40.7%), 15th in total offensive rebounds (374), 20th in offensive rebound average and 22nd in total rebound rate (55.3%).
- » In ACC play, Duke is No. 1 in offensive rebound percentage (.400) and offensive rebounds per game (15.0). Duke is No. 2 in rebounding margin (+4.6) and No. 3 in rebounding defense (32.9).
- » Jadyn Donovan has been a mainstay on the glass this season with a team-leading 171 boards (6.8 rpg). She has snagged double-digit caroms seven times and finished with nine-plus rebounds nine times.
- » Seven other Blue Devils have tallied 50 boards this season - Toby Fournier (127), Oluchi Okanawwa (124), Delaney Thomas (119), Jordan Wood (82), Taina Mair (72), Reigan Richardson (66) and Ashlon Jackson (55).

RICHARDSON ECLIPSES 1,000 CAREER POINTS...

- » With her pull-up jumper from the top of the key at the 8:53 mark of the third quarter against Pittsburgh (1.5), Reigan Richardson eclipsed the 1,000 career point mark.
- » In three seasons at Duke, Richardson has emerged as a premier two-way threat for the Blue Devils. She has amassed 893 points during her time in Durham and totaled 1,063 for her career.
- » Richardson nearly doubled her scoring output between 2022-23 and 2023-24, raising her scoring average from 6.8 to 12.4 while increasing her efficiency from the field (42.1% to 43.8%), beyond the arc (23.3% to 30.2%) and from the line (73.2% to 82.9%).
- » This season, the Charlotte, N.C., product continues to be a force offensively, ranking third on the team in scoring (9.9) on solid efficiency from the floor (.394). Richardson has also seen an uptick in the playmaking department, ranking second on the team with 64 assists.

BLUE DEVILS IN ELITE COMPANY...

- » With her fifth ACC Freshman of the Week honor (2.10), Toby Fournier joined an elite group of Blue Devils with five-plus ACC FOTW selections that includes Elizabeth Williams (9), Alana Beard (7) and Monique Currie (5).
- » After posting back-to-back 20-point performances against Clemson and Miami this past week, Fournier moved into a tie with former Duke standouts Rebecca Greenwell and Monique Currie for the most 20-point games as a freshman. She needs just three more to tie the school record of 10 games held by Blue Devil greats Alana Beard and Chris Moreland.
- » In the win over Wake Forest (2.13), Fournier scored 13 of her 17 points in the fourth quarter - tied for fourth-most all-time on the Duke single game charts.
- » Duke became the ACC's all-time leader in weekly conference honors following Fournier's rookie of the week selection Jan. 27. With the honor, she became the 162nd Duke player all-time to earn an ACC weekly conference honor, surpassing North Carolina for the top spot. The Blue Devils have 163 total selections all-time.
- » Reigan Richardson is one of just two players in the Power Four this season to post a game with 35-plus points and a game with 10-plus assists. Florida State guard Taniya Latson is the only other player to achieve the feat.
- » Ashlon Jackson and Richardson put on a clinic during the Ball Dawgs Classic and became the first pair of Duke teammates to score 30 points in consecutive victories against top-10 opponents.
- » In the 109-99 (OT) victory over No. 8 Oklahoma in the Ball Dawgs Classic title game, Richardson netted a collegiate-best 35 points on 13-of-22 shooting, including a 56% clip (5-of-9) from deep. The 35 points were the most by a Duke player against a top-10 opponent.
- » Richardson dished out a career-high 10 dimes versus Wofford (12.18). Six of her assists against the Terriers came during the opening frame, slotting herself atop the program charts for most first quarter assists.
- » Jackson paced the Blue Devils in the opening win over No. 9 Kansas State (11.25) with a career-high 30 points on 10-of-15 shooting while adding three rebounds, two assists and two steals to her statline. Sixteen of those came in the second quarter (6-of-7 FG, 4-of-4 3PT), matching the highest individual second-quarter scoring output by a Blue Devil all-time.
- » Toby Fournier was spectacular in her ACC debut, netting 27 points and nine rebounds. Her 27 points were the most by a Duke freshman in an ACC opener all-time, with the 12 field goals tied for second on the freshman single game records list with former Duke standout Alana Beard (3x).
- » Following a career-best performance (23 points, 15 rebounds, 4 assists and four steals) in the victory at South Dakota State (11.17), Jadyn Donovan became just the fifth Duke player, and first since 2019, to post a statline of 20 points, 10 rebounds, four assist and four steals. She joined Alana Beard (2x), Haley Gorecki, Sheana Mosch and Traci Williams as the other Blue Devils to achieve the feat.
- » In the Blue Devils' win over Wofford (12.18), Donovan inserted herself into the program charts courtesy of a standout performance on the glass. The sophomore snagged six of her game-high 11 rebounds in the first quarter, which tied for third on the Duke single game charts.

AWARD SEASON: BLUE DEVILS EARN NATIONAL HONORS...

- » Freshman Toby Fournier has been tapped the U.S. Basketball Writers Association (USBWA) Freshman of the Week after putting up 18.3 points on 58-percent shooting, 4.0 rebounds and 1.3 blocks while aiding the 13th-ranked Blue Devils to a 2-1 week. It marks her second national honor this season, having also earned the distinction Nov. 26 following a 25-point performance in the win over Belmont (Nov. 21).
- » Duke was tapped the U.S. Basketball Writers Association (USBWA) National Team of the Week for Dec. 3 after the Blue Devils went 3-0 during the week with back-to-back wins over top-10 teams.
- » Duke surged past No. 8 Oklahoma, 109-99, in an overtime thriller to win the title at the Ball Dawgs Classic. The Blue Devils shot 56 percent from the floor, 55 percent from three and 78 percent at the charity stripe while setting a program single-game assist record with 38 assists on 40 field goals. The Blue Devils' undefeated week also featured a 73-62 victory over No. 9 Kansas State in the opening game of the Ball Dawgs Classic, and a 77-61 win over Columbia Sunday afternoon at Cameron Indoor Stadium.
- » Reigan Richardson was named the Associated Press (AP) Women's Basketball National Player of the Week (Dec. 3) after putting up 23.3 points, 4.0 rebounds and 3.7 assists per game, shooting 54 percent from the field and 50 percent from three during the undefeated week.
- » In the title game of the Ball Dawgs Classic, Richardson erupted for a career-high 35 points and seven assists, pulling down three rebounds as well en route to leading the Blue Devils to a thrilling, 109-99, overtime victory over the eighth-ranked Sooners. She set the Duke scoring record for most points in a win over a top-10 team, with the performance earning her tournament MVP honors.
- » The senior had her hand all over the stat sheet in the triumph over the ninth-ranked Wildcats totaling 16 points, two rebounds, two assists and two steals in the 73-62 dub.
- » Richardson capped the weekend with another strong showing against Columbia (12.1), pacing the Blue Devils in the win with 19 points, seven rebounds and two assists.

ABOUT NOTRE DAME / THE SERIES...

- » Monday's matchup marks the 23rd all-time meeting between Duke and Notre Dame. The Fighting Irish own an 18-4 ledger in the all-time series.
- » Duke has won three of the past four games against ND, including a 57-52 victory in the last trip to South Bend.

NOTING THE BLUE DEVILS

- » The Fighting Irish enter the matchup ranked No. 2 in the NCAA and sporting a 22-2 mark and a 13-0 record in ACC play.
- » Hannah Hidalgo (25.2) paces the offense and is joined by double-figure scorers Olivia Miles (17.0), Sonia Citron (13.5) and Liatu King (12.0). Miles leads the way with 6.3 assists while King patrols the glass with 10.6 boards a night.
- » As a team, Notre Dame ranks in the top-10 of nine NCAA team categories. Individually, Citron, Hidalgo, King and Miles have combined for 14 top-10 NCAA individual marks.

LAST TIME OUT...

- » Toby Fournier and Oluchi Okananwa led a balanced scoring effort with a combined 32 points in a 72-47 road victory at Wake Forest for the 13th-ranked Blue Devils.
- » Fournier led all scorers with 17 points while Okananwa had 15. Fifteen of Fournier's 17 points came in her nine second-half minutes. Okananwa added three rebounds, two assists and two steals in her 23 minutes of action.
- » Eight different Blue Devils got on the scoreboard while Delaney Thomas led the charge on the glass with six boards. Ashlon Jackson had her playmaking ability on full display en route to posting a career-high seven assists.
- » Defensively, Duke forced Wake Forest into 33 turnovers - the second most by a Blue Devil opponent this season. The Blue Devils scored 41 points off those miscues.
- » Duke finished with a plus-seven margin on the glass, outrebounding Wake Forest, 27-20. The 20 rebounds marked a season low for the Demon Deacons. Duke limited Wake Forest to just three offensive rebounds for the game - tied for the second fewest by a Duke foe all-time.
- » Duke held Wake Forest to single digits in the second (7) and third (9) quarters. The Blue Devils have held opponents to single digits in 26 quarters this season.
- » The Blue Devils racked up 15 steals and forced the Demon Deacons into a season-high 33 turnovers. Duke has posted double-digit steals 15 times on the year, including six games with 15 or more thefts.
- » The Blue Devils pushed their season total to 30 shot-clock violations forced after forcing four by Wake Forest.
- » Duke won the superlative battle with a sweep of all five categories - points in the paint (50-14), points off turnovers (41-18), bench scoring (35-14), fastbreak points (16-4) and second chance points (9-2).

CHALLENGE ACCEPTED...

- » The Blue Devils faced another challenging non-conference slate in preparation for ACC play, concluding non-conference play with a record of 9-3. The schedule featured five true road games, two neutral site contests and seven tilts against teams that played in the 2024 NCAA Tournament or WBIT.
- » Duke finished its non-league slate with at least nine wins for the third time in four seasons. The Blue Devils totaled 10 wins in 2022-23 and nine in 2021-22.
- » Duke hit the road for tilts at Liberty (11.7), Maryland (11.10), South Dakota State (11.17), South Carolina (12.5) and South Florida (12.21), and battled back-to-back top-10 foes in Kansas State (11.25) and Oklahoma (11.27) at the Ball Dawgs Classic in Las Vegas during Thanksgiving week. The Blue Devils also hosted Belmont (Nov. 21) at Cameron Indoor Stadium. Overall, Duke went 5-3 in those games.
- » The challenging schedule is no surprise for Duke, as the squad's out-of-conference slate has gotten progressively tougher each year under Coach Lawson. The Blue Devils' 2023-24 Strength of Schedule (SOS) checked in at No. 3 nationally, seven spots higher than their No. 10 ranking at the end of the 2022-23 campaign.

HEAT CHECK: JACKSON, RICHARDSON CATCH FIRE IN THE DESERT...

- » Ashlon Jackson and Reigan Richardson cashed in their chips at the Ball Dawgs Classic with the tandem posting iconic performances in back-to-back wins over No. 9 Kansas State and No. 8 Oklahoma.
- » The pair became the first Duke teammates to score 30 points in consecutive victories against top-10 opponents.
- » Richardson netted a collegiate-best 35 points on 13-of-22 shooting, including a 56% clip (5-of-9) from deep. The senior was spectacular during the overtime period, scoring 10 of the Blue Devils' 15 points.
- » Tapped the 2024 Ball Dawgs Classic MVP, Richardson also dropped a career-high seven assists and snagged three boards to complete a superb all-around performance.
- » Richardson's 35 points were the most by a Duke player against a top-10 opponent, shattering former Duke standout Monique Currie's 20-year-old mark of 31 (2.13.06).
- » Jackson paced the Blue Devils in the opening victory over the Wildcats, erupting for a career-high 30 points on 10-of-15 shooting while adding three rebounds, two assists and two steals to her statline.
- » The China, Texas product's 30 points were the most by a Duke player since Haley Gorecki had 30 against Idaho State (11.21) in 2019, and tied Lexie Brown (2.19.18) for the second-most points against a top-10 team.
- » Sixteen of those came in the second quarter (6-of-7 FG, 4-of-4 3PT), matching the highest individual second-quarter scoring output by a Blue Devil all-time. Jackson tied Haley Gorecki, who set the original mark Nov. 27, 2019.
- » Richardson put up 51 points during the Ball Dawgs Classic while Jackson totaled 48, finishing the MTE with scoring averages of 25.5 and 24.0, respectively.

ROLES REVERSED...

- » After being one of the youngest teams in the ACC last season, Duke comes into the 2024-25 season as one of the more veteran-laden teams in terms of returning production.
- » The Blue Devils feature nine rotation players back in the fold from their 2023-24 squad - tied for No. 2 with ACC newcomer Stanford.
- » Statistically, the Blue Devils retained 81.5% of their scoring, 66.6% of their rebounding and 85.2% of their assist production from a season ago - No. 3, No. 4 and No. 3, respectively, among ACC teams.
- » Duke's 2023-24 roster was one of the youngest in the country, with eight of the Blue Devils' 11 players underclassmen.
- » In ACC play, Duke led the league in average total team freshmen minutes played, with the Blue Devils' rookie quintet averaging 61.8 minutes per contest (of a possible 200 minutes).
- » When looking at the average total number of minutes logged between freshman and sophomores combined compared to the rest of the league, Duke checked in at No. 2 in that metric with an average of 132.9 minutes, trailing only Georgia Tech (137.3 minutes). Duke also ranked third in the league in percentage of scoring by freshmen (30.7%) and second in percentage of scoring by freshmen and sophomores combined (64.1%).
- » The only schools with better production than the Blue Devils in those respective metrics were Virginia -- 37.0 percent and Notre Dame -- 31.1 percent (freshmen only), and Georgia Tech -- 78.0 percent (freshmen + sophomores).

PRESEASON RECOGNITION...

- » Duke women's basketball earned recognition ahead of the 2024-25 campaign, with the team ranked in the preseason poll for the first time in five seasons while three players earned preseason honors.
- » Duke entered the season at No. 11 in the Associated Press (AP) Preseason Poll, marking its first ranking to start the year since 2018-19 its highest ranking dating back to 2014-15 (No. 7).
- » The Blue Devils were also picked to finish third in the Preseason ACC Poll.
- » Reigan Richardson was tapped to a pair of national watch lists, the senior securing spots on both the 2025 John R. Wooden Award Preseason Top-50 Watch List, presented by Principal and Jersey Mike's Naismith Women's College Player of the Year Watch List presented by AXIA Time.
- » Junior guard Taina Mair was selected as one of 20 candidates named to the 2025 Nancy Lieberman Point Guard of the Year Watch List.
- » Richardson and freshman Toby Fournier also earned preseason ACC recognition, with Richardson earning a spot on the All-ACC Team while Fournier headlined the Newcomer Watch List.

50 SEASONS OF DUKE WOMEN'S BASKETBALL...

- » Duke is celebrating its 50th season of women's basketball in 2024-25. Dating back to its first varsity season in 1975-76, Duke has grown from its early beginnings into a national powerhouse, with each decade seeing its defining moments, standout players and historic achievements that have helped shape the program's illustrious women's basketball legacy.
- » Over the past five decades, Duke has amassed over 1,000 program victories, 38 winning seasons, 20 ACC Championships (12 regular season, eight tournament), 26 NCAA Tournament Appearances, 18 Sweet 16's, 11 Elite Eights, four Final Fours, two NCAA Runner-up finishes, 21 All-Americans, two National Players of the Year and 35 1,000-point scorers, among numerous other accomplishments and accolades. From first varsity wins to NCAA Final Fours and All-Americans, Duke's story is one of resilience, innovation and excellence.

KARA ERA ENTERS YEAR FIVE...

- » The 2024-25 season marks head coach Kara Lawson's fifth season leading the Duke women's basketball program. Through four seasons at the helm, Lawson has compiled a 68-33 (.673) overall record, with the Blue Devils posting 20-plus wins and playing in the NCAA Tournament in each of the last two seasons.
- » Lawson holds the second-best winning percentage by a Duke women's basketball coach through their first three full seasons with a .670 win percentage (65-32).
- » Under Lawson's direction, Duke has boasted one of the nation's best defenses the past two seasons. The 2023-24 campaign saw the Blue Devils hold 33 of 34 opponents below their respective season scoring averages and lead the ACC in two categories - scoring defense and blocks. Duke also checked in at No. 2 in field goal percentage defense, rebounding defense and rebounding margin.
- » Nationally, the Blue Devils' defense checked in at No. 4 nationally per HerHoopStats, while ranking sixth in the NCAA in rejections and in the top 30 in both field goal percentage defense and rebounding margin.
- » Since arriving in Durham, Lawson has also helped the Blue Devils return to relevance on the recruiting trail, signing a trio of top-15 classes - 2022 (No. 11), 2023 (No. 6), 2024 (No. 7).
- » Additionally, Lawson's playing career has her in a league of her own as she is currently the only active NCAA Division I women's basketball coach to play in a NCAA Final Four, win a WNBA Championship and win an Olympic Gold Medal.

A LOOK AT THE 2024-25 BLUE DEVILS...

- » Duke returns four starters - Jadyon Donovan, Ashlon Jackson, Taina Mair and Reigan Richardson - from last season's Sweet 16 team. In total, the Blue Devils bring back 11 letterwinners from a season ago.
- » The Blue Devils added transfer Riley Nelson in the offseason and welcomed the nation's No. 7 recruiting class into the fold. It was Duke's second straight top-10 recruiting haul and third consecutive class in the top 15.
- » The three-member freshman class is comprised of Toby Fournier (Toronto, Ont., Canada), Arianna Roberson (San Antonio, Texas) and Jenessa Cotton (Orange, Calif.).
- » Duke's coaching staff also features a fresh new face as head coach Kara Lawson added Kyra Elzy as an assistant coach over the summer.
- » Regarded as one of the country's elite recruiters and player development coaches, Elzy has helped sign nine top-20 recruiting classes, including four top-10 classes, since 2007 and helped develop some of the best talent in the SEC over the last decade.
- » Elzy and Lawson were also teammates at Tennessee under the legendary Pat Summit during the 1999-00 season, leading the Lady Vols to a 33-4 record and runner-up finish in the 2000 NCAA Tournament.

ROBERSON, LAWSON EARN GOLD WITH USA BASKETBALL...

- » The Duke-USA Basketball connection continues to run strong, with Blue Devil head coach Kara Lawson and freshman Arianna Roberson representing the Team USA this summer.
- » Lawson served as an assistant coach for the U.S. Women's National Team at the 2024 Paris Olympics, helping lead the United States to its eighth consecutive gold medal and 11th overall.
- » Roberson donned the red, white and blue on two occasions this summer, representing USA Basketball en route to winning gold at the 2024 FIBA U18 Women's AmeriCup and FIBA U18 3x3 World Cup.

WHAT THEY'RE SAYING ABOUT DUKE ...

"They cranked up their pressure, and we didn't handle that very well... I was concerned coming in, we had not faced a team that played this way and not faced it at all. Obviously, we practice against our practice squad, but it's different when the lights are on and things are going and we just didn't handle it very well."

Jeff Mittie, Kansas State Head Coach

"They were on the ball fullcourt pressure, - a little 1-2-1-1, some man-to-man where they denied everything. It bothered us in that third quarter. They got in passing lanes ... Duke is going to be a what, 2-3-4 seed in the NCAA Tournament? They're really really good. Top-10 good."

Jose Fernandez, South Florida Head Coach

"I mean, we absolutely knew they were going to try and turn us over. It's what they do. They're known for their defense. And even after their previous game, I'm sure they were a little just upset about, you know, not creating more of those. We worked two days on trying to handle the pressure and their physicality."

Megan Duffy, Virginia Tech Head Coach

"In preparing for them, I thought one of two things would happen. I thought that we could do really well or that we would turn over 35 times. That's what I thought coming into the game. And we had 31 turnovers, and that's unfortunate. We knew how good they were defensively, and we just weren't able to handle the pressure well enough today to get any type of good looks for our scorers. We weren't able to get anything that felt comfortable, and that's a credit to them. It's credit to Duke. They play phenomenal defense, and we really struggled."

Charmin Smith, Stanford Head Coach

"Duke is probably the best team we've played all year. They've got all the pieces ... they were guarding everybody tough"

Toyelle Smith, SMU Head Coach

"Duke is probably the best defensive team in the country. They played phenomenal defense and they did what they needed to do to beat us. They made it difficult for us to score ... I'm telling y'all, nobody's come close to defending us that way this year. Not even anywhere near close to that. That was a clinic ... You can gameplan all you want, but you have to have the athletes who can [execute].

They've got the athletes who can do it. They're big, they know how to stay in a defensive stance. They're quick. They're solid. They are on a string with each other. It's impressive."

Nell Fortner, Georgia Tech Head Coach

"I have so much respect for Kara Lawson and Duke. They're one of the best defensive teams in the country. They're unbelievable on the boards. I told her Pat Summitt would be proud of her because she's built that program the same way Pat did."

Wes Moore, NC State Head Coach

MILESTONE WATCH

100 WINS	
Kara Lawson	88
1,250 POINTS	
Reiqan Richardson	1,063
1,000 POINTS	
Taina Mair	877
750 POINTS	
Ashlon Jackson	728
Oluchi Okananwa	572
500 POINTS	
Vanessa de Jesus	424
Jadyn Donovan	367
Delaney Thomas	351
500 ASSISTS	
Taina Mair	441

CURRENT STREAKS

Overall	W3
Unranked teams anywhere	W8
Ranked teams anywhere	L1
Home	W11
Home ACC	W8
Home non-conference	W8
Home unranked	W18
Home unranked non-conference	W10
Home ranked teams	W2
Road	W1
Road ACC	W1
Road ranked teams	L1
Road unranked teams	W4
Neutral	W2
Neutral ranked teams	W2
Neutral unranked teams	W4
CONSECUTIVE MADE FREE THROWS	
Ashlon Jackson	4
Reiqan Richardson	4
Toby Fournier	3
Oluchi Okananwa	3

RECORD IN GAMES PLAYED

Reiqan Richardson	121 (88-33)	
Taina Mair	92 (58-34)	
Vanessa de Jesus	91 (64-27)	
Ashlon Jackson	91 (67-24)	
Jadyn Donovan	59 (42-17)	
Oluchi Okananwa	59 (42-17)	
Emma Koabel	58 (42-16)	
Delaney Thomas	58 (41-17)	
Jordan Wood	38 (31-7)	
Toby Fournier	24 (19-5)	
Louann Battiston	13 (13-0)	
Jenessa Cotton	8 (7-1)	
Olivia Martin	1 (1-0)	
STARTS	Consecutive	Career
Reiqan Richardson	85 (62-23)	85 (62-23)
Taina Mair	59 (42-17)	92 (58-34)
Jadyn Donovan	54 (39-15)	57 (42-15)
Ashlon Jackson	53 (38-15)	58 (41-17)
Delaney Thomas	25 (20-5)	25 (20-5)
*at Duke		
Record in such games ()		

HEAD COACH KARA LAWSON



THE LAWSON FILE

Birthdate	February 14
High School	West Springfield High School
College Career	Tennessee, 2000-03
College Degree	B.A., Finance, Tennessee, 2003
College Highlights	126-17 overall and 54-2 SEC record Eight-time SEC Champion (4 RS, 4 Tournament) 3 NCAA Final Fours (2000, 2002, 2003) No. 6 all-time scorer at Tennessee (1,950) Four-time All-SEC First Team (2000-03) Two-time Naismith Player of the Year Finalist (2002, 2003) Two-time U.S. Basketball Writers of America All-American (2002, 0303) Kodak All-American (2003) AP Second Team All-American (2003) Arthur Ashe Jr. Female Student-Athlete of the Year (2003) CoSIDA/Verizon First Team Academic All-American (2003) Associated Press Third Team All-American (2002) Associated Press Honorable Mention All-American (2001) CoSIDA/Verizon Academic All-District (2001) Women's Basketball Journal Freshman All-American (2000) SEC All-Freshman Team (2000)
Coaching Career	Head Coach, Duke, 2020-Present Head Coach, USA Basketball 3x3, 2017-2022 Assistant Coach, Boston Celtics, 2019-20 Assistant Coach, USA Basketball - Paris Olympics, 2024 Assistant Coach, USA Basketball FIBA Women's World Cup, 2022
WNBA Career	13-year WNBA career (2003-15) Surpassed 3,000 points, 800 rebounds and 700 assists 2007 WNBA All-Star 2005 WNBA Champion (Sacramento Monarchs) Led nine of her teams to the playoffs out of 13 seasons 2012 & 2009 Kim Perrot Sportsmanship Award winner No. 5 Overall Pick - 2003 WNBA Draft (Detroit Shock) Played on 2003 WNBA Select Team at FIBA World Cup (2nd)

BIO SNAPSHOT

Former WNBA and Olympic Champion Kara Lawson was named Duke University's fifth head women's basketball coach July 11, 2020. Lawson enters her fifth season at the helm in 2024-25.

Through four seasons at Duke, Lawson has compiled a 68-33 (.673) overall record, with the Blue Devils posting 20-plus wins and notching NCAA Tournament appearances in each of the last two seasons. Duke concluded the 2023-24 campaign with a 22-12 overall record and posted NCAA Tournament victories over Richmond and Ohio State to advance to the program's 18th Regional Semifinal. In 2022-23, Lawson guided the Blue Devils to their best season in recent history as Duke went 26-7 overall and 14-4 in ACC play - both program bests dating back to 2016-17 and 2012-13, respectively. Duke earned a No. 3 seed in the NCAA Tournament and advanced to the second round.

Under Lawson's direction, Duke has also boasted one of the nation's most elite defenses the past two seasons. The 2023-24 campaign saw the Blue Devils hold 33 of 34 opponents below their respective season scoring averages and lead the ACC in two categories - scoring defense and blocks. Duke also checked in at No. 2 in field goal percentage defense, rebounding defense and rebounding margin. Nationally, the Blue Devils' defense checked in at No. 4 nationally per HerHoopStats, while ranking sixth in the NCAA in rejections and in the top 30 in both field goal percentage defense and rebounding margin. In 2022-23, Duke ranked third in the NCAA in scoring defense (51.0) and 10th in field goal percentage defense (35.2). The team held each of its opponents below their season scoring average, including 17 to 50 points or less.

Lawson brought her decorated basketball career, both on and off the court, to the Blue Devils after spending the 2020 season as an assistant coach with the Boston Celtics. She was the franchise's first female coach in its 73-year history.

An icon in women's college basketball, Lawson's impact on the women's hoops community is evident, as she was named one of the 100 most influential people in women's college basketball by Silver Waves Media in the summer of 2020.

Additionally, Lawson's playing career has her in a league of her own as she is currently the only active NCAA Division I women's basketball coach to play in a NCAA Final Four, win a WNBA Championship and win an Olympic Gold Medal.

[CLICK HERE FOR COACH LAWSON'S FULL BIO](#)

USA BASKETBALL HIGHLIGHTS (PLAYER AND COACH)

12 Total Gold Medals
2024 U.S. Women's National Team Assistant Coach (Gold Medal)
2022 U.S. Women's National Team Assistant Coach - FIBA Women's World Cup (Gold Medal)
2022 USA Basketball Women's 3x3 National Team Head Coach - 2022 FIBA 3x3 World Cup
2020 USA 3x3 National Team - Tokyo Olympics (Gold Medal)
Helped lead 3x3 teams to seven gold medals since 2017
Led U18 3x3 teams to three straight titles
Led 3x3 men's and women's teams to gold medal at 2019 Pan American Games
2009 National Team Training Camp
2008 National Team (Beijing Olympics - Gold Medal)
2007 FIBA Americas Championship Team (Gold Medal)
2006 National Team Spring Training Team
2001 World University Games (Gold Medal)
1998 World Youth Games Team (Bronze Medal)

COACH LAWSON YEAR-BY-YEAR AT DUKE

Season	Overall	ACC	ACC Tournament	NCAA Tournament
2020-21	3-1*	0-1*	--	--
2021-22	17-13	7-11 (10th)	Second Round (1-1)	--
2022-23	26-7	14-4 (T-2nd)	ACC Semifinals (1-1)	NCAA Second Round (1-1)
2023-24	22-12	11-7 (T-7th)	ACC Quarterfinals (1-1)	NCAA Regional Semifinal (2-1)
2024-25	20-5	11-2	--	--
Totals	88-38 (.698)	43-25	3-3	3-1

* Remainder of season canceled due to COVID-19



DUKE INDIVIDUAL

Scored 40 or more points	Monique Currie (43) at Miami (2/19/06)
Scored 30 or more points	Reigan Richardson (35) vs. Oklahoma (11/27/24)
Scored 25 or more points	Toby Fournier (27) vs. Virginia Tech (12/8/24)
Made 15 field goals	Alana Beard (16) vs. Virginia (1/9/03)
Made 10 field goals	Reigan Richardson (12) vs. Virginia Tech (12/8/24)
Made 6 3-point field goals	Ashlon Jackson (6) at NC State (2/3/25)
Made 15 free throws	Monique Currie (15) at Miami (2/19/06)
Attempted 25 field goals	Ashlon Jackson (25) at NC State (2/3/25)
Attempted 10 3-point field goals	Ashlon Jackson (14) at NC State (2/3/25)
Attempted 15 free throws	Haley Gorecki (20) vs. Florida State (2/16/20)
Had 20-plus rebounds	Elizabeth Williams (20) vs. Oklahoma (12/17/14)
Had 15-19 rebounds	Jadyn Donovan (15) at South Dakota State (11/17/24)
Had 10-14 rebounds	Jadyn Donovan (10)/Oluchi Okananwa (10) at NC State (2/3/25)
Posted a double-double	Delaney Thomas (12 pts, 10 rebs) vs. Stanford (1/19/25)
Posted a triple-double	Haley Gorecki (16 pts, 10 rebs, 10 ast) vs. Pitt (2/3/19)
Had 10 assists	Reigan Richardson (10) vs. Wofford (12/18/24)
Had 5 steals	Oluchi Okananwa (6) at North Carolina (1/9/25)
Had 5 blocked shots	Kennedy Brown (5) vs. Notre Dame (2/19/24)

DUKE TEAM

Scored 100 or more points	109 vs. Oklahoma (11/27/24)
Scored 90 or more points	90 vs. Miami (2/9/25)
Scored less than 50 points	46 at North Carolina (1/9/25)
Scored 50 points in a half	54 (2nd) vs. Miami (2/9/25)
Scored less than 20 points in a half	16 (1st) at North Carolina (1/9/25)
Made 50 field goals	51 vs. Howard (12/6/03)
Made 40 field goals	40 vs. Oklahoma (11/27/24)
Made 30 field goals	35 vs. Miami (2/9/25)
Made 15 3-point field goals	--
Made 10 3-point field goals	11 at NC State (2/3/25)
Made 30 free throws	31 vs. Troy (11/24/19)
Made 20 free throws	25 vs. Radford (11/4/24)
Had 60 rebounds	64 at Charleston Southern (12/21/21)
Had 50 rebounds	56 vs. Wofford (12/18/24)
Had 40 rebounds	45 at SMU (1/23/25)
Had 30 assists	38 vs. Oklahoma (11/27/24)
Had 20 assists	21 at Wake Forest (2/13/25)
Committed 10 or fewer turnovers	10 vs. Miami (2/9/25)
Committed 25 turnovers or more	27 at Syracuse (2/22/24)
Had 20+ steals	21 at Clemson (1/24/13)
Had 15-19 steals	15 at Wake Forest (2/13/25)
Had 10+ blocked shots	11 vs. N.C. Central (11/26/23)
Had 5-9 blocked shots	5 vs. Miami (2/9/25)
Two players scored 30 points each	Ali Day (37) & Kira Orr (30) vs. Alabama (3/18/95)
Three players scored 20 points each	I. Tillis (23), M. Bass (21) & A. Beard (20) vs. Stephen F. Austin (11/29/03)
Two players scored 20 points each	Ashlon Jackson (23), Taina Mair (21) at NC State (2/3/25)
5 players in double-figures	Five at Boston College (1/2/25)
4 players in double-figures	Fournier (20), Jackson (15), Okananwa (14), Richardson (12) vs. Clemson

OPPONENT INDIVIDUAL

Scored 40 or more points	Jackie Stiles (41), SW Missouri State (3/24/01)
Scored 30 or more points	Aziaha James (36), NC State (2/3/25)
Scored 25 or more points	R. Beers (26) / P. Verhulst (29), Oklahoma (11/27/24)
Made 15 field goals	Aziaha James (15), NC State (2/3/25)
Made 10-14 field goals	Elizabeth Kitley (13), Virginia Tech (2/15/24)
Made 6 3-point field goals	Georgia Amooore (6), Virginia Tech (3/4/24)
Made 15 free throws	--
Attempted 25 field goals	Dyaisha Fair (25), Syracuse (2/22/24)
Attempted 10 3-point field goals	Hannah Jump (10), Stanford (11/19/23)
Attempted 15 free throws	MaKayla Timpson (15), Florida State (1/29/23)
Had 20 rebounds	Chelsea Nelson (22), NC State (3/2/18)
Had 15 -19 rebounds	Azana Baines (16), Virginia Tech (1/13/22)
Had 10-14 rebounds	Zoesha Smith, (13), Georgia Tech (1/26/25)
Posted a double-double	Zoesha Smith (16 pts, 13 rebs), Georgia Tech (1/26/25)
Posted a triple-double	Alyssa Ustby (10 pts, 12 rebs, 11 TO's), North Carolina (1/9/25)
Had 10 assists	Payton Verhulst (10), Oklahoma (11/27/24)
Had 5 steals	Saniya Rivers (7), NC State (1/21/24)
Had 5 blocked shots	Cameron Brink (6), Stanford (11/19/23)

OPPONENT TEAM

Scored 100 or more points	104 by Connecticut (11/13/98)
Scored 90 or more points	99 by Oklahoma (11/27/24)
Scored less than 50 points	47 at Wake Forest (2/13/25)
Scored 50 points in a half	57 (2nd) by NC State (2/3/25)
Scored less than 20 points in a half	19 (1st) by Wake Forest (2/13/25)
Made 50 field goals	50 by Clemson (1/9/80)
Made 40 field goals	44 by Alabama (3/18/95)
Made 30 field goals	36 by NC State (2/3/25)
Made 15 3-point field goals	15 by Syracuse (2/15/18)
Made 10 3-point field goals	10 by Richmond (3/22/24)
Made 30 free throws	34 by N.C. A&T (11/7/22)
Made 20 free throws	22 by Virginia (1/7/24)
Had 60 rebounds	63 by Maryland (2/9/18)
Had 50 rebounds	51 by North Carolina (2/27/22)
Had 40 rebounds	47 by North Carolina (1/9/25)
Had 30 assists	33 by Oklahoma (11/27/24)
Had 20 assists	20 by South Dakota State (11/17/24)
Committed 10 or fewer turnovers	9 by Ohio State (3/24/24)
Committed 25 turnovers or more	33 by Wake Forest (2/13/25)
Had 20 steals	--
Had 15 steals	15 by Boston College (12/31/23)
Had 10+ blocked shots	10 by Virginia (1/12/25)
Had 5-9 blocked shots	6 by NC State (2/3/25)
Two players scored 30 points each	--
Three players scored 20 points each	--
Two players scored 20 points each	P. Verhulst (29) / Raeqan Beers (26), Oklahoma (11/27/24)

MORE DUKE NUMBERS, STREAKS

All-Time Program Record.....	1,028-460
All-time ACC record (regular season only).....	441-253
In Overtime.....	23-17
Consecutive games with at least one three-point FG.....	235
Consecutive games holding opponents under .500 shooting.....	
Consecutive games holding opponents under 100 points.....	896
Consecutive games scoring at least 70 points.....	4

SITUATIONAL STATS

DUKE'S RECORD IN 2024-25 WHEN...	
Leading after one quarter	16-1
Trailing after one quarter	4-4
Tied after one quarter	--
<hr/>	
Leading at the half	19-1
Trailing at the half	1-3
Tied at the half	0-1
<hr/>	
Leading after three quarters	18-1
Trailing after three quarters	1-4
Tied after three quarters	1-0
<hr/>	
Leading with 5:00 left in regulation	20-0
Trailing with 5:00 left in regulation	0-5
Tied with 5:00 left in regulation	--
<hr/>	
Duke outrebounds opponent	17-2
Opponent outrebounds Duke	3-2
Equal number of rebounds	--
<hr/>	
Duke commits more TOs	2-1
Opponent commits more TOs	18-4
Equal number of TOs	--
<hr/>	
Duke shoots 50 percent or better	10-0
Opponent shoots 50 percent or better	2-2
<hr/>	
Duke shoots 40 percent or better	8-3
Opponent shoots 40 percent or better	5-2
<hr/>	
Duke shoots 40 percent or lower	2-2
Opponent shoots 40 percent or lower	13-1
<hr/>	
Duke has more FT attempts	12-1
Opponent has more FT attempts	7-3
Equal number of FT attempts	1-0
<hr/>	
Duke scores more bench points	20-2
Opponent scores more bench points	0-3
Equal number of bench points	--
<hr/>	
Duke scores below 50 points	0-1
Duke scores 50-59 points	1-1
Duke scores 60-69 points	2-0
Duke scores 70-79 points	7-1
Duke scores 80-89 points	6-2
Duke scores 90-99 points	2-0
Duke scores 100+ points	1-0
<hr/>	
Opponent scores below 50 points	8-0
Opponent scores 50-59 points	6-1
Opponent scores 60-69 points	3-1
Opponent scores 70-79 points	2-0
Opponent scores 80-89 points	0-3
Opponent scores 90-99 points	1-0
Opponent scores 100+ points	--
<hr/>	
At home	11-0
On the road	7-5
At a neutral site	2-0
Against a top-25 opponent	2-3
Against a top-10 opponent	2-0
Against a top-5 opponent	0-1
<hr/>	
In tournaments	2-0
On television	9-5
In white uniforms	13-1
In blue uniforms	2-3
In black uniforms	2-0
In grey uniforms	2-1
In blue/pink uniforms	--
In white/pink uniforms	1-0
<hr/>	
On Sunday	8-1
On Monday	2-1
On Tuesday	--
On Wednesday	2-0
On Thursday	8-2
On Friday	--
On Saturday	0-1
Day Games	10-2
Night Games	8-3
Overtime Games	1-1
<hr/>	
In November	7-1
In December	3-2
In January	7-1
In February	3-1
In March	--
In April	--


DUKE RECORD BY STARTING LINEUP

T. Mair, A. Jackson, R. Richardson, J. Donovan, D. Thomas > 20-5
 > Most recent lineup

MISCELLANEOUS STATS

MOST FIRST QUARTER POINTS	Duke 29 at Liberty (11-7-24)	MOST FOURTH QUARTER POINTS	Duke 30 vs. Wofford (12-18-24)
	Opponents 28 by South Carolina (12-5-24)		Opponents 36 by Oklahoma (11-27-24)
FEWEST FIRST QUARTER POINTS	Duke 6 at South Florida (12-21-24)	FEWEST FOURTH QUARTER POINTS	Duke 11 vs. California (1-16-25)
	Opponents 6 by North Carolina (1-9-25)		Opponents 5 by Georgia Tech (1-26-25)
HIGHEST FIRST QUARTER FG PERCENTAGE	Duke .667 vs. Oklahoma (11-27-24)	HIGHEST FOURTH QUARTER FG PERCENTAGE	Duke .727 vs. Wofford (12-18-24)
	Opponents .692 by South Florida (12-21-24)		Opponents .750 by NC State (2-3-25)
LOWEST FIRST QUARTER FG PERCENTAGE	Duke .191 at Virginia (1-12-25)	LOWEST FOURTH QUARTER FG PERCENTAGE	Duke .188 vs. California (1-16-25)
	Opponents .214 by Wofford (12-18-24)		Opponents .105 by Georgia Tech (1-26-25)
MOST SECOND QUARTER POINTS	Duke 26 at NC State (2-3-25)	MOST SECOND HALF POINTS	Duke 51 vs. Wofford (12-18-24)
	Opponents 23 by South Carolina (12-5-24)		Opponents 59 by Oklahoma (11-27-24)
FEWEST SECOND QUARTER POINTS	Duke 8 at North Carolina (1-9-25)	FEWEST SECOND HALF POINTS	Duke 24 at North Carolina (1-9-25)
	Opponents 2 by Boston College (1-2-25)		Opponents 12 by Radford (11-4-24)
HIGHEST SECOND QUARTER FG PERCENTAGE	Duke .667 vs. Clemson (2-6-25)	HIGHEST SECOND HALF FG PERCENTAGE	Duke .630 vs. Virginia Tech (12-8-24)
	Opponents .615 by Clemson (2-6-25)		Opponents .688 by NC State (2-3-25)
LOWEST SECOND QUARTER FG PERCENTAGE	Duke .214 at South Florida (12-21-24)	LOWEST SECOND HALF FG PERCENTAGE	Duke .242 at North Carolina (1-9-25)
	Opponents .100 by Boston College (1-2-25)		Opponents .158 by Radford (11-4-24)
MOST FIRST HALF POINTS	Duke 46 at SMU (1-23-25)	LARGEST MARGIN OF VICTORY	Duke 53 (89-36) vs. Radford (11-4-24)
	Opponents 51 by South Carolina (12-5-24)		Opponents 11 (81-70) by South Carolina (12-3-25)
FEWEST FIRST HALF POINTS	Duke 15 at South Florida (12-21-24)	HIGHEST FG PERCENTAGE (GAME)	Duke .563 vs. Oklahoma (11-27-24)
	Opponents 15 by Pittsburgh (1-5-25)		Opponents .610 by NC State (2-3-25)
LARGEST HALFTIME LEAD	Duke 23 (3x), last (38-15) vs. Pittsburgh (1-5-25)	LOWEST FG PERCENTAGE (GAME)	Duke .235 at North Carolina (1-9-25)
	Opponents 20 (51-31) by South Carolina (12-5-24)		Opponents .233 by Radford (11-4-24)
HIGHEST FIRST HALF FG PERCENTAGE	Duke .576 vs. Columbia (12-1-24)	MOST BENCH POINTS	Duke 58 vs. Dayton (11-14-24)
	Opponents .606 by South Carolina (12-5-24)		Opponents 30 by South Carolina (12-5-24)
LOWEST FIRST HALF FG PERCENTAGE	Duke .222 at North Carolina (1-9-25)	MOST SECOND CHANCE POINTS	Duke 29 vs. NC State (2-3-25)
	Opponents .214 by North Carolina (1-9-25)		Opponents 16, NC State (2-3-25)
MOST THIRD QUARTER POINTS	Duke 31 vs. Radford (11-4-24)	MOST POINTS OFF TURNOVERS	Duke 42 vs. Miami (2-9-25)
	Opponents 26 by NC State (2-3-25)		Opponents 24 by Liberty (11-7-24)
FEWEST THIRD QUARTER POINTS	Duke 10 at North Carolina (1-9-25)	MOST POINTS IN THE PAINT	Duke 52 vs. Columbia (12-1-24)
	Opponents 6 (2x), last by Pittsburgh (1-5-25)		Opponents 58 by NC State (2-3-25)
HIGHEST THIRD QUARTER FG PERCENTAGE	Duke .750 at Liberty (11-7-24)	MOST TOTAL REBOUNDS	Duke 56 vs. Wofford (12-18-24)
	Opponents .636 by North Carolina (1-9-25)		Opponents 47 by North Carolina (1-9-25)
LOWEST THIRD QUARTER FG PERCENTAGE	Duke .222 at North Carolina (1-9-25)	MOST OFFENSIVE REBOUNDS	Duke 22 at NC State (2-3-25)
	Opponents .125 by Radford (11-4-24)		Opponents 22 by Boston College (1-2-25)

JUMP BALLS CONTROLLED (INCLUDES OT)	Duke - 8	SHOT CLOCK VIOLATIONS FORCED	Duke - 33	10+ REBOUNDS	Vanessa de Jesus - 2
	Opponents - 19		Opponents - 6		Delaney Thomas - 2
HOW DUKE SCORED FIRST POINTS	Layup - 12	REBOUNDS	Duke - 938		Emma Koabel - 1
	Free Throw -		Opponents - 756		Jordan Wood - 1
	Three-Pointer - 6	OFFENSIVE REBOUNDS	Duke - 352	DOUBLE-DOUBLES	Toby Fournier - 12
	Jumpshot - 7		Opponents - 237		Jadyn Donovan - 7
WHO SCORED DUKE'S FIRST POINTS	Delaney Thomas - 7	THREE-POINT PLAYS	Toby Fournier - 8		Jordan Wood - 6
	Reigan Richardson - 5		Reigan Richardson - 6		Oluchi Okananwa - 3
	Ashlon Jackson - 4		Delaney Thomas - 3		Delaney Thomas - 2
	Jadyn Donovan - 4		Jordan Wood - 3		Emma Koabel - 1
	Taina Mair - 2		Oluchi Okananwa - 2		Taina Mair - 1
	Toby Fournier - 2		Vanessa de Jesus - 1		Ashlon Jackson - 1
	Jordan Wood - 1		Jadyn Donovan - 1	POINTS LEADER	Reigan Richardson - 1
			Taina Mair - 1		
FIRST OFF THE BENCH	Toby Fournier - 14	10+ POINTS	Toby Fournier - 16		
	Oluchi Okananwa - 8		Ashlon Jackson - 16		
	Jordan Wood - 5		Oluchi Okananwa - 13		
	Vanessa de Jesus - 1		Reigan Richardson - 11		
			Delaney Thomas - 9		
BENCH POINTS	Duke - 826		Taina Mair - 7		
	Opponents - 368		Jadyn Donovan - 4		
			Jordan Wood - 4		
FASTBREAK POINTS	Duke - 339		Vanessa de Jesus - 3		
	Opponents - 216				
SECOND CHANCE POINTS	Duke - 378	5+ REBOUNDS	Jadyn Donovan - 18		
	Opponents - 203		Delaney Thomas - 14		
			Oluchi Okananwa - 13		
POINTS IN THE PAINT	Duke - 908		Toby Fournier - 12		
	Opponents - 704		Jordan Wood - 6		
			Taina Mair - 4		
POINTS OFF TURNOVERS	Duke - 561		Reigan Richardson - 4		
	Opponents - 323		Emma Koabel - 1		
			Vanessa de Jesus - 1		
			Ashlon Jackson - 1		



VANESSA DE JESUS

GRADUATE STUDENT || GUARD || 5-8 || VALENCIA, CALIF. || SIERRA CANYON

PLAYER NOTES & CAREER HONORS

CAREER HONORS

- » All-ACC Academic Team (2023)
- » ACC Honor Roll (2021, 2022, 2023, 2024)

PLAYER NOTES

- » Had 10 points, six assists and three rebounds in the win over Columbia (12.1).
- » Recorded back-to-back double-digit scoring performances in wins over Dayton (11.14) and at South Dakota State (11.17).
- » Tied a career high with four steals and added three assists in the 16-point win at Liberty (11.7).
- » Made her return to the court against Radford (11.4) after missing the 2023-24 season due to injury. Scored four points and dished out two assists in the win over the Highlanders.

SEASON / CAREER HIGHS

SEASON:

Points	13	at South Dakota State	11-17-24
Rebounds	6	at Liberty	11-7-24
Assists	6	vs. Columbia	12-1-24
Steals	4	at Liberty	11-7-24
Blocks	1	vs. Belmont	11-21-24
FG Made	4	2x last vs. Columbia	12-1-24
3FG Made	2	vs. Columbia	12-1-24
FT Made	6	at South Dakota State	11-17-24
Minutes	23	vs. Columbia	12-1-24

CAREER:

Points	17	2x last at Richmond	12-4-22
Rebounds	10	at Charleston Southern	12-21-21
Assists	8	2x last at Clemson	2-20-22
Steals	4	2x last at Liberty	11-7-24
Blocks	1	5x last vs. Belmont	11-21-24
FG Made	6	2x last at Richmond	12-4-22
3FG Made	3	2x last at Richmond	12-4-22
FT Made	7	2x last vs. Virginia	12-21-22
Minutes	37	vs. Western Carolina	11-29-20

PRODUCTION

	2024-25	Career
Double-figure points	3	11
Double-doubles	--	--
20-point games	--	--
3+ assists	9	29
2+ steals	3	14
3+ 3-point field goals	--	2
5+ rebounds	1	6
2+ blocks	--	--

2024-25 GAME-BY-GAME

Opponent	FG	Pct.	3FG	Pct.	FT	Pct.	O-D-T	PF	Pts	Ast	TO	Blk	Stl	Min
Radford	1-1	1.000	0-0	.000	2-2	1.000	0-0-0	0	4	2	2	0	0	16
at Liberty	1-3	.333	0-1	.000	0-0	.000	1-5-6	0	2	3	2	0	4	22
at Maryland	1-2	.500	0-0	.000	2-2	1.000	0-2-2	0	4	4	2	0	1	16
Dayton	4-6	.667	0-2	.000	2-2	1.000	2-1-3	4	10	2	1	0	1	20
at South Dakota State	3-6	.500	1-2	.500	6-8	.750	1-1-2	1	13	3	2	0	0	20
Belmont	1-3	.333	1-1	1.000	0-0	.000	0-0-0	1	3	1	1	1	0	14
vs. Kansas State%	0-2	.000	1-1	1.000	0-0	.000	0-1-1	1	0	1	0	0	1	8
vs. Oklahoma%	0-0	.000	0-0	.000	2-2	.000	0-1-1	3	2	4	0	0	1	18
Columbia	4-5	.800	2-2	1.000	0-0	.000	1-2-3	1	10	6	1	0	0	23
at South Carolina#	2-3	.667	0-0	.000	2-3	.667	0-0-0	0	6	1	1	0	0	7
Virginia Tech*	1-3	.333	1-2	.500	0-0	.000	0-0-0	0	3	3	0	0	2	14
Wofford	0-1	.000	0-0	.000	0-0	.000	0-0-0	3	0	1	1	0	1	12
at South Florida	0-0	.000	0-0	.000	0-0	.000	1-0-1	0	0	0	2	0	0	4
at Boston College*	1-1	1.000	0-0	.000	1-2	.500	1-0-1	2	3	1	3	0	0	12
Pittsburgh*	2-4	.500	2-3	.667	0-0	.000	1-3-4	0	6	3	0	0	2	16
at North Carolina*	1-2	.500	0-0	.000	0-0	.000	0-0-0	0	2	0	0	0	0	6
at Virginia*	2-4	.500	1-3	.333	0-0	.000	0-1-1	1	5	1	0	0	0	13
California*	1-2	.500	0-0	.000	0-0	.000	0-1-1	1	2	3	1	0	1	10
Stanford*	0-0	.000	0-0	.000	0-0	.000	0-0-0	1	0	0	1	0	1	7
at SMU*	2-3	.667	1-1	1.000	0-0	.000	1-0-1	1	5	4	1	1	1	11
at Georgia Tech*	0-1	.000	0-0	.000	0-0	.000	0-0-0	1	0	1	0	0	0	7
at NC State*	2-2	1.000	1-1	1.000	0-0	.000	1-1-2	2	5	2	2	0	0	15
Clemson*	1-3	.333	1-2	.500	0-0	.000	0-0-0	1	3	1	0	0	0	11
Miami*	1-3	.333	0-2	.000	0-0	.000	1-3-4	1	2	2	0	0	0	13
at Wake Forest*	0-1	.000	0-1	.000	0-0	.000	0-0-0	1	0	2	1	0	0	11
at Notre Dame*														
Louisville*														
Syracuse*														
North Carolina*														
at Florida State*														

^ - Game started | % - Ball Dawgs Classic (Henderson, Nev.) | # - SEC/ACC Challenge | * - ACC Game

SEASON	TEAM	GP-GS	MIN/AVG	Field Goals			3-Point		F-Throws		Rebounds				Scoring					
				FG-FGA	FG%	3FG-3FGA	3FG%	FT-FTA	FT%	OFF	DEF	TOT	AVG	PF-FO	A	TO	BLK	STL	PTS	AVG
2020-21	DU	4-4	134/33.4	18-33	.545	6-12	.500	6-10	.600	4	11	15	3.8	6-0	15	8	1	0	48	12.0
2021-22	DU	30-13	585/19.5	47-128	.367	13-48	.271	18-29	.621	19	51	70	2.3	37-0	70	49	2	14	125	4.2
2022-23	DU	32-1	497/15.5	56-131	.427	16-46	.348	33-37	.892	19	49	68	2.1	31-0	49	41	1	27	161	5.0
2024-25	DU	25-0	323/12.9	31-61	.508	11-23	.478	17-21	.810	11	22	33	1.3	26-0	51	24	2	16	90	3.6
TOTAL		91-18	1539/16.9	152-353	.431	46-129	.357	74-97	.763	53	133	186	2.0	100-0	185	122	6	57	424	4.7



ASHLON JACKSON

JUNIOR || GUARD || 6-0 || CHINA, TEXAS || HARDIN-JEFFERSON

PLAYER NOTES & CAREER HONORS

CAREER HONORS

» ACC Honor Roll (2023, 2024)

PLAYER NOTES

- » Dished a career-high seven dimes in the win at Wake Forest (2.13).
- » Scored 23 points and hit five threes in the win over Miami (2.9). Also had two rebounds and two steals.
- » Put up 15 points, four rebounds, four assists and two steals in the dub over Clemson (2.6).
- » Tied a career high with six threes en route to scoring a team-high 23 points at NC State (2.3).
- » Hit five triples and scored 17 points in the 81-46 win at SMU (1.23). Also had a season-high five rebounds, two assists and two steals.
- » Paced Duke with 16 points in the win over Stanford (1.19). Also had a season-high two blocks.
- » Cashed in 16 points in the 72-38 win over California (1.16).
- » Tallied 14 points, three assists and three steals in the Blue Devils' 86-59 win at Boston College (1.2).
- » Chipped in 18 points, four assists and three rebounds in the 10-point win over No. 8 Oklahoma (11.27).

SEASON / CAREER HIGHS

SEASON:

Points	30	vs. Kansas State	11-25-24
Rebounds	5	at SMU	1-23-24
Assists	7	at Wake Forest	2-13-25
Steals	5	at Maryland	11-10-24
Blocks	2	vs. Stanford	1-19-25
FG Made	12	vs. Kansas State	11-25-24
3FG Made	6	2x last at NC State	2-3-25
FT Made	8	at South Dakota State	11-17-24
Minutes	39	at NC State	2-3-25

CAREER:

Points	30	vs. Kansas State	11-25-24
Rebounds	7	vs. NC State	3-8-24
Assists	7	at Wake Forest	2-13-25
Steals	5	at Maryland	11-10-24
Blocks	3	at Florida State	1-29-23
FG Made	12	vs. Kansas State	11-25-24
3FG Made	6	3x last at NC State	2-3-25
FT Made	8	2x last at South Dakota State	11-17-24
Minutes	43	vs. North Carolina	2-11-24

PRODUCTION

	2024-25	Career
Double-figure points	16	33
Double-doubles	--	--
20-point games	4	6
3+ assists	7	25
2+ steals	9	17
3+ 3-point field goals	9	20
5+ rebounds	1	4
2+ blocks	1	4

2024-25 GAME-BY-GAME

Opponent	FG	Pct.	3FG	Pct.	FT	Pct.	O-D-T	PF	Pts	Ast	TO	Blk	Stl	Min
Radford [^]	2-9	.222	0-4	.000	1-2	.500	0-2-2	2	5	2	1	0	0	21
at Liberty [^]	7-10	.700	5-7	.714	3-4	.750	2-1-3	0	22	6	1	0	2	29
at Maryland [^]	5-13	.385	1-6	.167	0-0	.000	1-2-3	2	11	2	2	0	5	35
Dayton [^]	4-6	.667	2-2	1.000	0-0	.000	0-1-1	0	10	0	0	0	1	19
at South Dakota State [^]	4-11	.364	2-6	.333	8-10	.800	0-1-1	0	18	4	1	0	1	35
Belmont [^]	6-12	.500	2-5	.400	0-0	.000	0-2-2	0	14	0	3	0	1	25
vs. Kansas State [^] %	12-19	.632	6-9	.667	0-0	.000	0-3-3	1	30	0	2	0	2	35
vs. Oklahoma [^] %	5-11	.455	4-6	.667	4-4	1.000	0-3-3	1	18	4	0	0	0	35
Columbia [^]	3-7	.429	0-3	.000	0-0	.000	0-4-4	1	6	2	2	0	0	26
at South Carolina [^] #	3-8	.375	2-4	.500	0-0	.000	0-1-1	1	8	2	1	0	1	27
Virginia Tech [^] **	1-4	.250	1-3	.333	0-0	.000	0-0-0	1	3	0	0	0	0	24
Wofford [^]	2-6	.333	2-5	.400	2-2	1.000	0-4-4	2	8	0	1	0	1	24
at South Florida [^]	2-10	.200	1-5	.200	0-0	.000	0-2-2	1	5	1	2	0	0	27
at Boston College [^] **	5-11	.455	4-7	.571	0-0	.000	0-1-1	2	14	3	3	0	3	28
Pittsburgh [^] **	2-9	.222	2-6	.333	0-0	.000	0-2-2	1	6	3	2	0	1	25
at North Carolina [^] **	3-7	.429	2-3	.667	2-2	1.000	0-1-1	3	10	1	1	1	2	28
at Virginia [^] **	5-12	.417	1-5	.200	0-0	.000	1-1-2	0	11	1	3	0	0	22
California [^] **	6-15	.400	4-11	.364	0-0	.000	0-2-2	0	16	0	0	0	0	28
Stanford [^] **	5-15	.333	1-6	.167	5-5	1.000	0-2-2	0	16	1	0	2	1	29
at SMU [^] **	5-13	.385	5-8	.625	2-2	1.000	0-5-5	2	17	2	2	0	2	26
at Georgia Tech [^] **	0-8	.000	0-4	.000	4-4	1.000	0-1-1	1	4	2	2	1	2	30
at NC State [^] **	8-25	.320	6-14	.429	1-2	.500	0-2-2	2	23	2	1	0	0	39
Clemson [^] **	6-12	.500	3-7	.429	0-0	.000	0-4-4	2	15	4	1	0	2	31
Miami [^] **	8-14	.571	5-8	.625	2-2	1.000	0-2-2	1	23	2	0	0	1	30
at Wake Forest [^]	2-7	.286	1-2	.500	2-2	1.000	1-1-2	1	7	7	2	0	2	26
at Notre Dame [*]														
Louisville [*]														
Syracuse [*]														
North Carolina [*]														
at Florida State [*]														

[^] - Game started | % - Ball Dawgs Classic (Henderson, Nev.) | # - SEC/ACC Challenge | * - ACC Game

SEASON	TEAM	GP-GS	MIN/AVG	Field Goals		3-Point		F-Throws		Rebounds				Scoring						
				FG-FGA	FG%	3FG-3FGA	3FG%	FT-FTA	FT%	OFF	DEF	TOT	AVG	PF-FO	A	TO	BLK	STL	PTS	AVG
2022-23	DU	33-0	442/13.4	35-111	.315	20-64	.313	15-20	.750	9	23	32	1.0	26-0	30	22	10	17	105	3.2
2023-24	DU	33-33	957/29.0	99-258	.384	55-152	.362	50-64	.781	9	72	81	2.5	46-0	86	68	9	30	303	9.2
2024-25	DU	25-25	704/28.1	111-274	.405	62-146	.425	36-41	.878	5	50	55	2.2	27-0	51	33	4	30	320	12.8
TOTAL		91-58	2102/23.1	245-643	.381	137-362	.378	101-125	.808	23	145	168	1.8	99-0	167	123	23	77	728	8.0



JADYN DONOVAN

SOPHOMORE || GUARD/FORWARD || 6-0 || UPPER MARLBORO, MD. || SIDWELL FRIENDS

PLAYER NOTES & CAREER HONORS

CAREER HONORS

» ACC Honor Roll (2024)

PLAYER NOTES

- » Posted 10 boards, six points and tied a career high with six dimes against the Wolfpack (2.3).
- » Corralled 10 rebounds, three assists and three blocks in the 35-point win at SMU (1.23).
- » Put up seven points, 11 rebounds and two steals at North Carolina (1.9).
- » Snagged 11 caroms vs. Wofford (12.18), including five offensive boards. Had six in the first quarter - tied for No. 3 on the Duke charts.
- » Added 12 points, five rebounds, four assists and a steal in the 109-99 win over No. 8 Oklahoma (11.27).
- » Matched her career high with four blocks in the win over Kansas State (11.25).
- » Registered a double-double at South Dakota State (11.17), scoring a career-high 23 points while tying a career-best 15 rebounds.

SEASON / CAREER HIGHS

SEASON:

Points	23	at South Dakota State	11-17-24
Rebounds	15	at South Dakota State	11-17-24
Assists	6	at NC State	2-3-25
Steals	4	2x last vs. California	1-16-25
Blocks	4	vs. Kansas State	11-25-24
FG Made	11	at South Dakota State	11-17-24
3FG Made	--	--	--
FT Made	4	2x last vs. Pittsburgh	1-5-25
Minutes	36	at South Dakota State	11-17-24

CAREER:

Points	23	at South Dakota State	11-17-24
Rebounds	15	2x last at South Dakota State	11-17-24
Assists	6	3x last at NC State	2-3-25
Steals	4	3x last vs. California	1-16-25
Blocks	4	3x last vs. Kansas State	11-24-24
FG Made	11	at South Dakota State	11-17-24
3FG Made	--	--	--
FT Made	4	2x last vs. Pittsburgh	1-5-25
Minutes	36	at South Dakota State	11-17-24

PRODUCTION

	2024-25	Career
Double-figure points	4	12
Double-doubles	2	3
20-point games	1	1
3+ assists	10	18
2+ steals	11	28
3+ 3-point field goals	--	--
5+ rebounds	18	40
2+ blocks	5	14

2024-25 GAME-BY-GAME

Opponent	FG	Pct.	3FG	Pct.	FT	Pct.	O-D-T	PF	Pts	Ast	TO	Blk	Stl	Min
Radford [^]	4-9	.444	0-0	.000	2-2	1.000	3-6-9	2	10	2	0	2	2	21
at Liberty [^]	3-9	.333	0-0	.000	0-0	.000	1-2-3	2	6	1	1	0	2	26
at Maryland [^]	4-13	.308	0-0	.000	4-8	.500	2-8-10	4	12	3	3	1	3	24
Dayton [^]	1-6	.167	0-0	.000	0-0	.000	1-8-9	1	2	3	4	0	1	19
at South Dakota State [^]	11-17	.647	0-0	.000	1-3	.333	5-10-15	3	23	4	0	1	4	36
Belmont [^]	0-1	.000	0-0	.000	0-0	.000	0-3-3	3	0	3	5	0	0	17
vs. Kansas State [^] %	3-7	.429	0-0	.000	0-2	.000	5-2-7	3	6	2	1	4	0	33
vs. Oklahoma [^] %	5-8	.625	0-0	.000	2-4	.500	1-4-5	3	12	4	2	0	1	22
Columbia [^]	2-5	.400	0-0	.000	0-0	.000	2-2-4	2	4	1	1	1	2	24
at South Carolina [^] #	4-7	.571	0-0	.000	0-0	.000	3-5-8	5	8	5	4	0	1	29
Virginia Tech ^{^*}	1-3	.333	0-0	.000	0-0	.000	0-1-1	1	2	0	3	1	2	12
Wofford [^]	2-3	.667	0-0	.000	2-4	.500	5-6-11	0	6	2	3	0	0	22
at South Florida [^]	3-5	.600	0-0	.000	1-2	.500	0-1-1	3	7	0	0	0	1	21
at Boston College ^{^*}	3-6	.500	0-0	.000	0-4	.000	6-4-10	2	6	1	2	1	3	26
Pittsburgh ^{^*}	2-4	.500	0-0	.000	4-7	.571	1-5-6	2	8	2	3	1	2	17
at North Carolina ^{^*}	2-8	.250	0-0	.000	3-8	.375	6-5-11	3	7	1	2	1	2	34
at Virginia ^{^*}	1-4	.250	0-0	.000	0-0	.000	1-6-7	1	2	2	2	2	0	26
California ^{^*}	1-2	.500	0-0	.000	0-0	.000	2-4-6	3	2	2	2	0	4	25
Stanford ^{^*}	1-2	.500	0-0	.000	0-0	.000	1-1-2	0	2	0	1	1	0	17
at SMU ^{^*}	2-3	.667	0-0	.000	0-0	.000	6-4-10	1	4	3	0	3	1	25
at Georgia Tech ^{^*}	2-3	.667	0-0	.000	0-0	.000	1-5-6	0	4	3	2	1	0	22
at NC State ^{^*}	3-5	.600	0-0	.000	0-0	.000	4-6-10	2	6	6	1	1	0	30
Clemson ^{^*}	1-5	.200	0-0	.000	1-2	.500	1-4-5	4	3	1	2	0	1	20
Miami ^{^*}	2-6	.333	0-0	.000	0-0	.000	3-5-8	3	4	3	2	2	2	30
at Wake Forest ^{^*}	4-6	.667	0-0	.000	0-0	.000	2-2-4	4	8	0	4	1	4	22
at Notre Dame [*]														
Louisville [*]														
Syracuse [*]														
North Carolina [*]														
at Florida State [*]														

[^] - Game started | % - Ball Dawgs Classic (Henderson, Nev.) | # - SEC/ACC Challenge | * - ACC Game

SEASON	TEAM	Field Goals			3-Point		F-Throws		Rebounds				Scoring							
		GP-GS	MIN/AVG	FG-FGA	FG%	3FG-3FGA	3FG%	FT-FTA	FT%	OFF	DEF	TOT	AVG	PF-FO	A	TO	BLK	STL	PTS	AVG
2023-24	DU	34-32	753/22.1	100-182	.549	0-0	.000	13-33	.394	65	129	194	5.7	87-1	59	85	40	47	213	6.3
2024-25	DU	25-25	599/24.0	67-147	.456	0-0	.000	20-46	.435	62	109	171	6.8	57-1	54	50	24	38	154	6.2
TOTAL		59-57	1352/22.9	167-329	.508	0-0	.000	33-79	.418	127	238	365	6.2	144-2	113	135	64	85	367	6.2



OLUCHI OKANANWA

SOPHOMORE || GUARD || 5-10 || BOSTON, MASS. || WORCESTER ACADEMY

PLAYER NOTES & CAREER HONORS

CAREER HONORS

- » 2024 ACC Sixth Player of the Year
- » 2024 All-ACC Freshman Team

PLAYER NOTES

- » Added 15 points, three rebounds, two assists and two steals in the 72-47 win at Wake Forest (2.13).
- » Had 16 points and three rebounds in the 90-49 win over Miami (2.9).
- » Contributed 14 points on 100-percent shooting, three rebounds and three steals in the 74-55 win over Clemson (2.6).
- » Had a near double-double at NC State (2.3) with nine points and 10 rebounds, chipping in three assists and three steals.
- » Posted 12 points, six rebounds and two assists in the win at Georgia Tech (1.26).
- » Chipped in 12 points, four rebounds, two assists and a steal in the 81-46 dub over SMU (1.23).
- » Scored 14 of her game-high 17 points after halftime to lead Duke to a 60-55 win at Virginia (1.12). Also had seven rebounds and two assists.
- » Racked up a career-best six steals at North Carolina (1.9).

SEASON / CAREER HIGHS

SEASON:

Points	20	vs. Wofford	12-18-24
Rebounds	12	vs. Virginia Tech	12-8-24
Assists	5	vs. Wofford	12-18-24
Steals	6	at North Carolina	1-9-25
Blocks	2	3x last vs. Virginia Tech	12-8-24
FG Made	9	vs. Wofford	12-18-24
3FG Made	2	3x last vs. Clemson	2-6-25
FT Made	5	2x last at Liberty	11-7-24
Minutes	32	at NC State	2-3-25

CAREER:

Points	22	vs. Richmond	11-6-23
Rebounds	13	vs. Florida State	1-25-24
Assists	5	2x last vs. Wofford	12-18-24
Steals	6	at North Carolina	1-9-25
Blocks	2	3x last vs. Virginia Tech	12-8-24
FG Made	9	vs. Wofford	12-18-24
3FG Made	3	2x last vs. Georgia Tech	1-14-24
FT Made	9	vs. Coppin State	12-28-23
Minutes	31	at Stanford	11-19-23

PRODUCTION

	2024-25	Career
Double-figure points	13	29
Double-doubles	1	4
20-point games	1	3
3+ assists	7	14
2+ steals	15	30
3+ 3-point field goals	--	2
5+ rebounds	13	38
2+ blocks	3	3

2024-25 GAME-BY-GAME

Opponent	FG	Pct.	3FG	Pct.	FT	Pct.	O-D-T	PF	Pts	Ast	TO	Blk	Stl	Min
Radford	2-7	.286	1-1	1.000	5-7	.714	4-2-6	3	10	0	1	0	5	16
at Liberty	0-1	.000	0-1	.000	5-10	.500	3-3-6	5	5	3	5	1	2	17
at Maryland	2-10	.200	0-3	.000	1-2	.500	2-0-2	2	5	2	5	2	3	23
Dayton	4-9	.444	1-5	.200	2-4	.500	2-3-5	0	11	3	3	0	2	21
at South Dakota State	0-2	.000	0-1	.000	0-0	.000	3-0-3	2	0	0	1	0	0	9
Belmont	6-7	.857	2-3	.667	1-2	.500	1-4-5	2	15	1	3	2	2	21
vs. Kansas State %	2-2	1.000	0-0	.000	0-0	.000	0-2-2	4	4	1	0	0	1	15
vs. Oklahoma %	1-4	.250	0-1	.000	0-0	.000	2-2-4	2	2	4	1	0	2	16
Columbia	2-6	.333	0-1	.000	0-0	.000	1-1-2	5	4	4	1	0	1	16
at South Carolina#	5-12	.417	1-1	1.000	1-2	.500	5-2-7	2	12	1	0	0	0	27
Virginia Tech*	5-10	.500	1-4	.250	1-1	1.000	6-6-12	3	12	0	2	2	2	23
Wofford	9-14	.643	1-4	.250	1-2	.500	5-1-6	2	20	5	0	0	4	20
at South Florida	4-7	.571	1-3	.333	0-0	.000	4-5-9	1	9	3	1	0	1	26
at Boston College*	4-5	.800	1-1	1.000	3-3	1.000	3-2-5	3	12	0	2	1	1	13
Pittsburgh*	3-7	.429	0-1	.000	1-1	1.000	3-3-6	3	7	1	3	0	2	19
at North Carolina*	1-5	.200	0-2	.000	1-2	.500	0-3-3	1	3	0	3	0	6	21
at Virginia*	6-11	.545	2-3	.667	3-4	.750	2-5-7	2	17	2	1	0	1	26
California*	2-7	.286	0-4	.000	2-4	.500	3-1-4	2	6	1	1	0	3	22
Stanford*	3-6	.500	1-2	.500	2-2	1.000	0-1-1	3	9	1	1	0	2	18
at SMU*	5-11	.455	2-5	.400	0-0	.000	2-2-4	1	12	2	0	0	1	23
at Georgia Tech*	5-11	.455	0-1	.000	2-2	1.000	3-3-6	2	12	2	2	0	1	24
at NC State*	4-11	.364	0-2	.000	1-2	.500	5-5-10	3	9	3	1	0	3	32
Clemson*	5-5	1.000	2-2	1.000	2-2	1.000	3-0-3	3	14	2	1	0	3	21
Miami*	6-12	.500	0-5	.000	4-6	.667	1-2-3	0	16	1	3	1	1	23
at Wake Forest*	6-12	.500	0-1	.000	3-3	1.000	1-2-3	2	15	2	2	0	2	23
at Notre Dame*														
Louisville*														
Syracuse*														
North Carolina*														
at Florida State*														

^ - Game started | % - Ball Dawgs Classic (Henderson, Nev.) | # - SEC/ACC Challenge | * - ACC Game

SEASON	TEAM	GP-GS	MIN/AVG	Field Goals			3-Point		F-Throws		Rebounds				Scoring					
				FG-FGA	FG%	3FG-3FGA	3FG%	FT-FTA	FT%	OFF	DEF	TOT	AVG	PF-FO	A	TO	BLK	STL	PTS	AVG
2023-24	DU	34-0	730/21.5	117-245	.478	31-89	.348	66-87	.759	79	130	209	6.1	87-0	51	83	9	45	331	9.7
2024-25	DU	25-0	515/20.6	92-194	.474	16-57	.281	41-61	.672	64	60	124	5.0	58-2	44	43	9	51	241	9.6
TOTAL		59-0	1245/21.1	209-439	.476	47-146	.322	107-148	.723	143	190	333	5.6	145-2	95	126	18	96	572	9.7



LOUANN BATTISTON

SOPHOMORE || GUARD || 5-5 || MONTIGNY LE TILLEIL, BELGIUM || LIEGE PANTHERS

PLAYER NOTES & CAREER HONORS

PLAYER NOTES

- » Scored two points and had a steal in the win over Miami (2.9).
- » Registered career highs in minutes (8) and steals (2) in the 36-point dub over the Mustangs.
- » Competed for Belgium at the U20 Women's EuroBasket 2024 Division B, aiding the team to a 6-1 record and the silver medal.
- » Started all seven games and averaged 9.6 points, 4.0 rebounds and 3.7 assists.
- » Set career highs in points (3), steals (1) and minutes (7) against the Highlanders (11.4).

SEASON / CAREER HIGHS

SEASON:			
Points	3	vs. Radford	11-4-24
Rebounds	1	vs. Pittsburgh	1-5-25
Assists	1	3x last at SMU	1-23-25
Steals	2	at SMU	1-23-25
Blocks	--		--
FG Made	1	3x last vs. Miami	2-9-25
3FG Made	--		--
FT Made	1	vs. Radford	11-4-24
Minutes	8	at SMU	1-23-25

CAREER:			
Points	3	vs. Radford	11-4-24
Rebounds	1	2x last vs. Pittsburgh	1-5-25
Assists	2	3x last vs. California	1-16-25
Steals	2	at SMU	1-23-25
Blocks	--		--
FG Made	1	3x last vs. Miami	2-9-25
3FG Made	--		--
FT Made	2	vs. Wake Forest	2-8-24
Minutes	8	at SMU	1-23-25

	2024-25	Career
Double-figure points	--	--
Double-doubles	--	--
20-point games	--	--
3+ assists	--	--
2+ steals	1	1
3+ 3-point field goals	--	--
5+ rebounds	--	--

2024-25 GAME-BY-GAME

Opponent	FG	Pct.	3FG	Pct.	FT	Pct.	O-D-T	PF	Pts	Ast	TO	Blk	Stl	Min
Radford	1-3	.333	0-2	.000	1-2	.500	0-0-0	1	3	0	0	0	1	7
at Liberty	0-0	.000	0-0	.000	0-0	.000	0-0-0	0	0	0	0	0	0	1
at Maryland	--	--	--	--	--	--	--	--	--	--	--	--	--	--
Dayton	1-1	1.000	0-0	.000	0-2	.000	0-0-0	0	2	1	0	0	0	3
at South Dakota State	--	--	--	--	--	--	--	--	--	--	--	--	--	--
Belmont	0-0	.000	0-0	.000	0-0	.000	0-0-0	0	0	0	0	0	0	4
vs. Kansas State%	--	--	--	--	--	--	--	--	--	--	--	--	--	--
vs. Oklahoma %	--	--	--	--	--	--	--	--	--	--	--	--	--	--
Columbia	0-0	.000	0-0	.000	0-0	.000	0-0-0	0	0	0	0	0	0	1
at South Carolina#	--	--	--	--	--	--	--	--	--	--	--	--	--	--
Virginia Tech*	--	--	--	--	--	--	--	--	--	--	--	--	--	--
Wofford	0-0	.000	0-0	.000	0-0	.000	0-0-0	0	0	0	0	0	0	2
at South Florida	--	--	--	--	--	--	--	--	--	--	--	--	--	--
at Boston College*	--	--	--	--	--	--	--	--	--	--	--	--	--	--
Pittsburgh*	0-1	.000	0-1	.000	0-0	.000	0-1-1	1	0	0	0	0	0	3
at North Carolina*	--	--	--	--	--	--	--	--	--	--	--	--	--	--
at Virginia*	--	--	--	--	--	--	--	--	--	--	--	--	--	--
California*	0-0	.000	0-0	.000	0-0	.000	0-0-0	0	0	1	0	0	0	3
Stanford*	--	--	--	--	--	--	--	--	--	--	--	--	--	--
at SMU*	0-2	.000	0-0	.000	0-0	.000	0-0-0	3	0	1	4	0	2	8
at Georgia Tech*	--	--	--	--	--	--	--	--	--	--	--	--	--	--
at NC State*	--	--	--	--	--	--	--	--	--	--	--	--	--	--
Clemson*	--	--	--	--	--	--	--	--	--	--	--	--	--	--
Miami*	1-2	.500	0-1	.000	0-0	.000	0-0-0	0	2	0	0	0	1	3
at Wake Forest*	--	--	--	--	--	--	--	--	--	--	--	--	--	--
at Notre Dame*	--	--	--	--	--	--	--	--	--	--	--	--	--	--
Louisville*	--	--	--	--	--	--	--	--	--	--	--	--	--	--
Syracuse*	--	--	--	--	--	--	--	--	--	--	--	--	--	--
North Carolina*	--	--	--	--	--	--	--	--	--	--	--	--	--	--
at Florida State*	--	--	--	--	--	--	--	--	--	--	--	--	--	--

^ - Game started | % - Ball Dawgs Classic (Henderson, Nev.) | # - SEC/ACC Challenge | * - ACC Game

SEASON	TEAM	GP-GS	MIN/AVG	Field Goals		3-Point		F-Throws		Rebounds				Scoring						
				FG-FGA	FG%	3FG-3FGA	3FG%	FT-FTA	FT%	OFF	DEF	TOT	AVG	PF-FO	A	TO	BLK	STL	PTS	AVG
2023-24	DU	5-0	12/2.5	0-2	.000	0-0	.000	3-4	.750	0	1	1	0.2	2-0	6	2	0	1	3	0.6
2024-25	DU	10-0	33/3.3	3-9	.333	0-4	.000	1-4	.250	0	1	1	0.1	5-0	3	4	0	4	7	0.7
TOTAL		15-0	46/3.0	3-11	.273	0-4	.000	4-8	.500	0	2	2	0.1	7-0	9	6	0	5	10	0.7



DELANEY THOMAS

SOPHOMORE || FORWARD || 6-3 || CHARLES TOWN, W. VA. || ST. JOHN'S COLLEGE HS

PLAYER NOTES & CAREER HONORS

CAREER HONORS

» ACC Honor Roll (2024)

PLAYER NOTES

- » Had 12 points, eight rebounds, two assists and two steals in the 55-50 win at Georgia Tech (1.26).
- » Notched second career double-double vs. Stanford (1.19) with 12 points and 10 rebounds on 5-of-6 shooting.
- » Added seven points and 10 rebounds at UNC (1.9).
- » Put up 10 points, six rebounds and a block in the win over Pittsburgh (1.5).
- » Netted a season-high 15 points and grabbed three rebounds in the win over Wofford (12.18).
- » Posted 14 points in the 22-point win over Virginia Tech (12.8).
- » Paced Duke with 14 points (7-of-7), four rebounds, three steals and two assists against South Carolina (12.5).
- » Chipped in 10 points and seven boards in the 77-61 win over Columbia (12.1).

SEASON / CAREER HIGHS

SEASON:

Points	15	vs. Wofford	12-18-24
Rebounds	11	at North Carolina	1-9-25
Assists	3	2x last vs. California	1-16-25
Steals	3	7x last at Wake Forest	2-13-25
Blocks	2	at Georgia Tech	1-26-25
FG Made	7	at South Carolina	12-5-24
3FG Made	--	--	--
FT Made	4	2x last vs. Kansas State	11-25-24
Minutes	28	2x last at North Carolina	1-9-25

CAREER:

Points	19	vs. North Carolina	2-11-24
Rebounds	13	vs. N.C. Central	11-26-23
Assists	3	3x last vs. California	1-16-25
Steals	3	8x last at Wake Forest	2-13-25
Blocks	3	vs. N.C. Central	11-26-23
FG Made	8	vs. North Carolina	2-11-24
3FG Made	1	5x last vs. Georgia Tech	1-14-24
FT Made	6	at Ohio State	3-24-24
Minutes	31	2x last vs. North Carolina	2-11-24

PRODUCTION

	2024-25	Career
Double-figure points	9	14
Double-doubles	1	2
20-point games	--	--
3+ assists	2	3
2+ steals	9	11
3+ 3-point field goals	--	--
5+ rebounds	14	19
2+ blocks	1	3

2024-25 GAME-BY-GAME

Opponent	FG	Pct.	3FG	Pct.	FT	Pct.	O-D-T	PF	Pts	Ast	TO	Blk	Stl	Min
Radford [^]	4-8	.500	0-0	.000	4-6	.667	1-2-3	1	12	0	3	0	3	20
at Liberty [^]	1-1	1.000	0-0	.000	2-2	1.000	0-1-1	5	4	1	2	0	3	15
at Maryland [^]	4-6	.667	0-0	.000	1-2	.500	0-5-5	3	9	1	0	0	3	28
Dayton [^]	1-6	.167	0-0	.000	0-2	.000	3-3-6	2	2	0	1	0	3	21
at South Dakota State [^]	0-4	.000	0-0	.000	0-0	.000	0-4-4	3	0	0	2	1	1	16
Belmont [^]	1-4	.250	0-0	.000	0-0	.000	2-0-2	0	2	1	1	0	1	15
vs. Kansas State [^] %	3-13	.231	0-0	.000	4-4	1.000	2-6-8	1	10	1	1	0	1	24
vs. Oklahoma [^] %	3-4	.750	0-0	.000	0-0	.000	0-4-4	3	6	2	3	0	0	20
Columbia [^]	4-10	.400	0-0	.000	2-2	1.000	4-3-7	1	10	1	1	0	1	27
at South Carolina [^] #	7-7	1.000	0-0	.000	0-0	.000	0-4-4	4	14	2	1	0	3	27
Virginia Tech [^] *	6-8	.750	0-0	.000	2-3	.667	0-1-1	4	14	1	3	1	1	21
Wofford [^]	6-8	.750	0-0	.000	3-4	.740	2-3-5	3	15	0	0	0	0	15
at South Florida [^]	1-1	1.000	0-0	.000	0-0	.000	0-0-0	2	2	0	0	0	0	21
at Boston College [^] *	3-4	.750	0-0	.000	2-2	1.000	2-5-7	1	8	2	1	0	1	23
Pittsburgh [^] *	5-5	1.000	0-0	.000	0-0	.000	2-4-6	3	10	0	0	1	0	26
at North Carolina [^] *	3-9	.333	0-0	.000	1-2	.500	4-6-10	5	7	0	3	0	2	28
at Virginia [^] **	2-5	.400	0-0	.000	0-0	.000	3-3-6	2	4	3	2	0	1	21
California [^] **	3-4	.750	0-0	.000	0-0	.000	2-1-3	2	6	3	2	0	1	17
Stanford [^] **	5-6	.833	0-0	.000	2-2	1.000	3-7-10	3	12	1	0	1	1	27
at SMU [^] **	1-5	.200	0-0	.000	2-2	1.000	3-3-6	1	4	1	0	0	3	21
at Georgia Tech [^] **	6-11	.545	0-0	.000	0-0	.000	5-3-8	2	12	2	0	2	0	27
at NC State [^] **	3-7	.429	0-0	.000	0-0	.000	1-0-1	1	6	0	0	0	0	22
Clemson [^] **	0-2	.000	0-0	.000	0-0	.000	0-1-1	3	0	0	1	1	1	12
Miami [^] **	4-9	.444	0-0	.000	1-1	1.000	4-1-5	1	9	0	0	1	2	21
at Wake Forest [^] **	4-6	.667	0-0	.000	1-2	.500	2-4-6	1	9	2	1	0	3	26
at Notre Dame*														
Louisville *														
Syracuse *														
North Carolina *														
at Florida State*														

[^] - Game started | % - Ball Dawgs Classic (Henderson, Nev.) | # - SEC/ACC Challenge | * - ACC Game

SEASON	TEAM	GP-GS	MIN/AVG	Field Goals			3-Point		F-Throws		Rebounds				Scoring					
				FG-FGA	FG%	3FG-3FGA	3FG%	FT-FTA	FT%	OFF	DEF	TOT	AVG	PF-FO	A	TO	BLK	STL	PTS	AVG
2023-24	DU	33-0	549/16.6	62-112	.554	5-13	.385	35-50	.700	39	75	114	3.5	51-0	15	28	13	12	164	5.0
2024-25	DU	25-25	540/21.6	80-153	.523	0-0	.000	27-36	.750	45	74	119	4.8	57-2	24	28	8	35	187	7.5
TOTAL		58-25	1089/18.8	142-265	.536	5-13	.385	62-86	.721	84	149	233	4.0	108-2	39	56	21	47	351	6.1



JORDAN WOOD

SOPHOMORE || FORWARD || 6-4 || CHICAGO, ILL. || CARMEL CATHOLIC

PLAYER NOTES & CAREER HONORS

PLAYER NOTES

- » Added nine points, seven rebounds, career-high four blocks, two assists and two steals in the 69-31 win over Pitt (1.5).
- » Chipped in nine points and eight rebounds in Duke's 93-58 win over Wofford (12.18).
- » Tallied 13 points, three assists and two rebounds in the dub over No. 8 Oklahoma (11.27). Scored 11 in the first half on 6-of-6 shooting.
- » Collected a career-high 13 rebounds in win over Belmont (11.21). Also dished four assists versus the Bruins.
- » Poured in a career-high 17 points on 8-of-11 shooting in the 35-point win over Dayton (11.14). Also added three rebounds and three steals.
- » One of four in double-figures in the dub over the Flames (11.7), adding 10 points and four boards in 16 minutes off the bench.
- » Paced the Blue Devils with 13 points (4-of-6), eight rebounds, two blocks and two steals in the season-opening win over Radford (11.4).

SEASON / CAREER HIGHS

SEASON:

Points	17	vs. Dayton	11-14-24
Rebounds	13	vs. Belmont	11-21-24
Assists	4	vs. Belmont	11-21-24
Steals	3	vs. Dayton	11-14-24
Blocks	4	vs. Pittsburgh	1-5-25
FG Made	8	vs. Dayton	11-14-24
3FG Made	2	vs. Virginia Tech	12-8-24
FT Made	5	vs. Radford	11-4-24
Minutes	26	vs. Pittsburgh	1-5-25

CAREER:

Points	17	vs. Dayton	11-14-24
Rebounds	13	vs. Belmont	11-21-24
Assists	4	vs. Belmont	11-21-24
Steals	4	vs. Coastal Carolina	11-9-23
Blocks	4	vs. Pittsburgh	1-5-25
FG Made	8	vs. Dayton	11-14-24
3FG Made	2	vs. Virginia Tech	12-8-24
FT Made	5	vs. Radford	11-4-24
Minutes	26	vs. Pittsburgh	1-5-25

PRODUCTION

	2024-25	Career
Double-figure points	4	4
Double-doubles	--	--
20-point games	--	--
3+ assists	3	3
2+ steals	3	3
3+ 3-point field goals	--	--
5+ rebounds	6	7
2+ blocks	3	4

2024-25 GAME-BY-GAME

Opponent	FG	Pct.	3FG	Pct.	FT	Pct.	O-D-T	PF	Pts	Ast	TO	Blk	Stl	Min
Radford	4-6	.667	0-2	.000	5-7	.714	2-6-8	3	13	0	1	2	2	23
at Liberty	4-6	.667	0-0	.000	2-3	.667	3-1-4	0	10	0	1	0	0	16
at Maryland	1-2	.500	1-1	1.000	0-0	.000	1-0-1	2	3	1	0	0	0	6
Dayton	8-11	.727	1-2	.500	0-2	.000	0-3-3	2	17	1	1	1	3	20
at South Dakota State	1-3	.333	0-1	.000	0-0	.000	2-1-3	2	2	0	1	0	0	12
Belmont	3-4	.750	0-1	.000	2-2	1.000	2-11-13	2	8	4	2	0	1	23
vs. Kansas State%	1-2	.500	0-0	.000	0-0	.000	3-1-4	1	2	0	1	0	0	8
vs. Oklahoma %	6-8	.750	1-2	.500	0-0	.000	0-2-2	0	13	3	2	1	1	22
Columbia	4-6	.667	0-0	.000	0-0	.000	1-3-4	1	8	1	0	1	1	15
at South Carolina#	1-4	.250	1-2	.500	0-0	.000	0-0-0	3	3	3	3	0	1	13
Virginia Tech*	2-5	.400	2-3	.667	1-2	.500	0-3-3	1	7	2	0	1	0	17
Wofford	3-5	.600	1-3	.333	2-3	.667	0-8-8	0	9	1	2	1	0	20
at South Florida	1-3	.333	0-2	.000	3-4	.750	2-1-3	1	5	0	3	0	0	13
at Boston College*	0-3	.000	0-0	.000	2-2	1.000	0-1-1	3	2	0	0	2	1	13
Pittsburgh*	3-5	.600	1-1	1.000	2-4	.500	3-4-7	1	9	2	3	4	2	26
at North Carolina*	1-2	.500	0-1	.000	0-0	.000	0-0-0	2	2	0	2	0	0	9
at Virginia*	0-3	.000	0-2	.000	0-0	.000	0-1-1	1	0	1	1	0	0	9
California*	1-5	.200	1-2	.500	0-0	.000	3-2-5	2	3	1	1	0	0	13
Stanford*	1-5	.200	1-3	.333	0-0	.000	0-6-6	1	3	0	0	0	1	16
at SMU*	1-2	.500	0-1	.000	0-0	.000	1-0-1	0	2	0	0	0	0	9
at Georgia Tech*	0-1	.000	0-1	.000	0-0	.000	0-0-0	1	0	0	0	0	0	4
at NC State*	0-1	.000	0-1	.000	0-0	.000	0-1-1	1	0	0	1	0	0	3
Clemson*	0-4	.000	0-2	.000	0-0	.000	0-2-2	1	0	0	0	0	0	8
Miami*	--	--	--	--	--	--	--	--	--	--	--	--	--	--
at Wake Forest*	0-2	.000	0-0	.000	0-0	.000	0-2-2	2	0	1	1	0	2	15
at Notre Dame*														
Louisville*														
Syracuse*														
North Carolina*														
at Florida State*														

^ - Game started | % - Ball Dawgs Classic (Henderson, Nev.) | # - SEC/ACC Challenge | * - ACC Game

SEASON	TEAM	Field Goals		3-Point		F-Throws		Rebounds				Scoring								
		GP-GS	MIN/AVG	FG-FGA	FG%	3FG-3FGA	3FG%	FT-FTA	FT%	OFF	DEF	TOT	AVG	PF-FO	A	TO	BLK	STL	PTS	AVG
2023-24	DU	14-0	66/4.7	6-18	.333	2-11	.182	5-6	.833	5	10	15	1.1	6-0	3	4	3	4	19	1.4
2024-25	DU	24-0	331/13.8	46-98	.469	10-33	.303	19-29	.655	23	59	82	3.4	33-0	21	26	13	15	121	5.0
TOTAL		38-0	397/10.4	52-116	.448	12-44	.273	24-35	.686	28	69	97	2.6	39-0	24	30	16	19	140	3.7



EMMA KOABEL

JUNIOR || GUARD || 5-11 || PORT COLBORNE, ONT., CANADA || NIAGARA PREP

PLAYER NOTES & CAREER HONORS

CAREER HONORS

- » All-ACC Academic Team (2024)
- » ACC Honor Roll (2023, 2024)

PLAYER NOTES

- » Contributed five points, two rebounds, two assists and tied a career high with three steals in the win over Clemson (2.6).
- » Posted two assists and two steals at Boston College (1.2) - the latter tying a career best.
- » Chipped in eight points, tied a career-best eight caroms and added two steals, a block and an assist versus the Highlanders (11.4).

SEASON / CAREER HIGHS

SEASON:

Points	8	vs. Radford	11-4-24
Rebounds	8	vs. Radford	11-4-24
Assists	3	last at Wake Forest	2-13-25
Steals	3	vs. Clemson	2-6-25
Blocks	1	vs. Radford	11-4-24
FG Made	2	vs. Radford	11-4-24
3FG Made	1	4x last vs. Clemson	2-6-25
FT Made	3	vs. Radford	11-4-24
Minutes	21	vs. Radford	11-4-24

CAREER:

Points	13	vs. N.C. Central	11-26-23
Rebounds	8	vs. Radford	11-4-24
Assists	3	4x last at Wake Forest	2-13-25
Steals	3	2x last vs. Clemson	2-6-25
Blocks	2	2x last vs. Georgia Tech	1-14-24
FG Made	5	vs. N.C. Central	11-26-23
3FG Made	4	vs. Coastal Carolina	11-9-23
FT Made	3	vs. Radford	11-4-24
Minutes	27	vs. N.C. Central	11-26-23

PRODUCTION

	2024-25	Career
Double-figure points	--	2
Double-doubles	--	--
20-point games	--	--
3+ assists	1	4
2+ steals	4	8
3+ 3-point field goals	--	3
5+ rebounds	1	1
2+ blocks	--	2

2024-25 GAME-BY-GAME

Opponent	FG	Pct.	3FG	Pct.	FT	Pct.	O-D-T	PF	Pts	Ast	TO	Blk	Stl	Min
Radford	2-4	.500	1-3	.333	3-4	.750	4-4-8	2	8	1	0	1	2	21
at Liberty	0-1	.000	0-1	.000	0-0	.000	0-0-0	2	0	0	1	0	0	6
at Maryland	1-2	.500	0-0	.000	1-2	.500	0-0-0	1	3	0	0	0	0	10
Dayton	1-3	.333	1-3	.333	0-0	.000	2-2-4	2	3	2	1	1	2	12
at South Dakota State	0-0	.000	0-0	.000	0-0	.000	0-0-0	1	0	0	0	0	0	8
Belmont	0-0	.000	0-0	.000	0-0	.000	0-1-1	1	0	1	0	0	0	5
vs. Kansas State%	--	--	--	--	--	--	--	--	--	--	--	--	--	--
vs. Oklahoma %	--	--	--	--	--	--	--	--	--	--	--	--	--	--
Columbia	0-0	.000	0-0	.000	0-0	.000	0-2-2	0	0	1	0	0	0	8
at South Carolina#	--	--	--	--	--	--	--	--	--	--	--	--	--	--
Virginia Tech*	0-0	.000	0-0	.000	0-0	.000	0-0-0	0	0	0	0	0	0	1
Wofford	0-2	.000	0-2	.000	1-2	.500	0-1-1	0	1	1	0	1	0	6
at South Florida	--	--	--	--	--	--	--	--	--	--	--	--	--	--
at Boston College*	0-2	.000	0-2	.000	0-0	.000	0-1-1	1	0	2	1	0	2	15
Pittsburgh*	1-3	.333	0-2	.000	0-0	.000	1-1-2	0	2	1	0	0	0	13
at North Carolina*	1-3	.333	1-2	.500	1-2	.500	0-0-0	1	4	0	0	0	0	8
at Virginia*	0-1	.000	0-1	.000	0-0	.000	0-0-0	1	0	1	1	0	1	10
California*	0-1	.000	0-0	.000	0-0	.000	0-0-0	0	0	1	0	0	0	5
Stanford*	1-1	1.000	0-0	.000	0-0	.000	0-0-0	0	2	0	1	0	0	2
at SMU*	0-1	.000	0-0	.000	0-0	.000	0-0-0	2	0	2	0	0	0	9
at Georgia Tech*	--	--	--	--	--	--	--	--	--	--	--	--	--	--
at NC State*	0-0	.000	0-0	.000	0-0	.000	0-0-0	0	0	0	0	0	0	2
Clemson*	2-5	.400	1-4	.250	0-0	.000	0-2-2	2	5	2	0	0	3	19
Miami*	1-2	.500	1-2	.500	0-0	.000	0-2-2	0	3	1	1	0	0	10
at Wake Forest*	1-3	.333	1-3	.333	0-0	.000	0-0-0	1	3	3	0	0	0	8
at Notre Dame*														
Louisville*														
Syracuse*														
North Carolina*														
at Florida State*														

^ - Game started | % - Ball Dawgs Classic (Henderson, Nev.) | # - SEC/ACC Challenge | * - ACC Game

SEASON	TEAM	Field Goals		3-Point		F-Throws		Rebounds				Scoring								
		GP-GS	MIN/AVG	FG-FGA	FG%	3FG-3FGA	3FG%	FT-FTA	FT%	OFF	DEF	TOT	AVG	PF-FO	A	TO	BLK	STL	PTS	AVG
2022-23	DU	4-0	24/6.0	2-8	.250	2-4	.500	0-0	.000	0	0	0	0.0	4-0	2	3	0	2	6	1.5
2023-24	DU	34-1	412/12.1	38-106	.358	23-72	.319	4-7	.571	8	31	39	1.1	32-0	23	21	9	23	103	3.0
2024-25	DU	20-0	179/8.9	11-34	.324	6-25	.240	6-10	.600	7	16	23	1.2	17-0	19	7	3	10	34	1.7
TOTAL		58-1	615/10.6	51-148	.345	31-101	.307	10-17	.588	15	47	62	1.1	53-0	44	31	12	35	143	2.5



TAINA MAIR

JUNIOR || GUARD || 5-9 || BOSTON, MASS. || BROOKS HS / BOSTON COLLEGE

PLAYER NOTES & CAREER HONORS

CAREER HONORS

- » Nancy Lieberman Award Preseason Watch List (2025)
- » All-ACC Academic Team (2024)
- » ACC Honor Roll (2024)
- » 2022-23 All-ACC Freshman Team
- » USBWA Tamika Catchings Freshman of the Week (Jan. 10)
- » ACC Freshman of the Week (Jan. 10)

PLAYER NOTES

- » Has 38 assists to just three turnovers over last eight games.
- » Cashed in 21 points, five assists and three steals at NC State (2.3).
- » Posted 12 points, five dimes and three boards in the dub over the Yellow Jackets (1.26).
- » Tallied 11 points and three assists in the Blue Devils' 81-46 win at SMU (1.23).
- » Turned in 13 points, five rebounds, six assists and two steals in the dub over Stanford (1.19).

SEASON / CAREER HIGHS

SEASON:

Points	21		at NC State	2-3-25
Rebounds	5	4x	last vs. Stanford	1-19-25
Assists	9		vs. Oklahoma	11-27-24
Steals	4	2x	last vs. California	1-16-24
Blocks	2		at South Dakota State	11-17-24
FG Made	8		at NC State	2-3-25
3FG Made	4		at NC State	2-3-25
FT Made	2	2x	last at SMU	1-23-25
Minutes	34		at North Carolina	1-9-25

CAREER:

Points	26		at Pittsburgh	2-16-23
Rebounds	12		vs. Georgia Tech	12-18-22
Assists	13		vs. UMass Lowell	11-7-22
Steals	7		vs. UMass Lowell	11-7-22
Blocks	2	2x	last at South Dakota State	11-17-24
FG Made	11		vs. Florida Gulf Coast	12-10-23
3FG Made	4	5x	last at NC State	2-3-25
FT Made	8		at Ohio State	3-24-24
Minutes	44		vs. Florida State	1-8-23

PRODUCTION

	2024-25	Career
Double-figure points	7	40
Double-doubles	--	5
20-point games	1	7
3+ assists	21	74
2+ steals	13	43
3+ 3-point field goals	--	13
5+ rebounds	4	28
2+ blocks	1	2

2024-25 GAME-BY-GAME

Opponent	FG	Pct.	3FG	Pct.	FT	Pct.	O-D-T	PF	Pts	Ast	TO	Blk	Stl	Min
Radford [^]	1-5	.200	1-4	.250	0-0	.000	1-3-4	0	3	3	0	0	1	22
at Liberty [^]	3-4	.750	2-2	1.000	0-0	.000	0-3-3	1	8	4	2	0	2	22
at Maryland	2-4	.500	1-2	.500	0-0	.000	0-1-1	2	5	4	1	0	2	18
Dayton [^]	0-1	.000	0-1	.000	0-0	.000	1-4-5	0	0	4	2	0	0	22
at South Dakota State [^]	1-1	1.000	0-0	.000	0-0	.000	1-1-2	2	2	0	0	2	0	20
Belmont [^]	2-5	.400	0-1	.000	0-0	.000	2-1-3	2	4	3	5	0	2	22
vs. Kansas State [^] %	1-5	.200	0-2	.000	0-0	.000	1-2-3	2	2	7	3	0	0	32
vs. Oklahoma [^] %	4-6	.667	1-2	.500	1-2	.500	1-1-2	4	10	9	2	0	1	28
Columbia [^]	3-6	.500	0-3	.000	0-0	.000	1-3-4	1	6	3	6	0	1	17
at South Carolina [^] #	6-13	.462	2-6	.333	0-0	.000	3-1-4	2	14	4	2	0	4	32
Virginia Tech ^{**}	2-6	.333	2-2	1.000	0-0	.000	1-2-3	3	6	5	2	0	3	26
Wofford [^]	1-5	.200	1-4	.250	0-0	.000	2-3-5	0	3	2	3	0	0	28
at South Florida [^]	3-9	.333	1-3	.333	2-2	1.000	0-3-3	1	9	4	1	0	3	32
at Boston College ^{**}	6-15	.400	2-4	.500	0-0	.000	3-0-3	2	14	4	4	0	3	28
Pittsburgh ^{**}	3-5	.600	1-2	.500	1-1	1.000	1-0-1	1	8	3	3	1	2	21
at North Carolina ^{**}	2-8	.250	0-3	.000	0-0	.000	1-4-5	4	4	2	4	0	2	34
at Virginia ^{**}	2-9	.222	2-6	.333	0-0	.000	0-2-2	0	6	6	0	0	2	27
California ^{**}	0-3	.000	0-1	.000	0-2	.000	0-2-2	1	0	5	1	0	4	27
Stanford ^{**}	6-14	.429	1-3	.333	0-0	.000	1-4-5	1	13	6	0	1	2	31
at SMU ^{**}	4-5	.800	1-1	1.000	2-2	1.000	1-1-2	1	11	3	0	0	1	19
at Georgia Tech ^{**}	5-11	.455	2-3	.667	0-0	.000	1-2-3	1	12	5	1	1	1	32
at NC State ^{**}	8-12	.667	4-5	.800	1-2	.500	1-1-2	4	21	5	0	0	3	23
Clemson ^{**}	1-3	.333	0-2	.000	0-0	.000	1-0-1	0	2	3	1	0	1	22
Miami ^{**}	2-2	1.000	1-1	1.000	0-0	.000	0-3-3	2	5	5	0	0	1	23
at Wake Forest ^{**}	4-5	.800	1-1	1.000	0-0	.000	0-1-1	1	9	2	2	0	0	27
at Notre Dame [*]														
Louisville [*]														
Syracuse [*]														
North Carolina [*]														
at Florida State [*]														

[^] - Game started | % - Ball Dawgs Classic (Henderson, Nev.) | # - SEC/ACC Challenge | * - ACC Game

SEASON	TEAM	GP-GS	MIN/AVG	Field Goals			3-Point		F-Throws		Rebounds				Scoring					
				FG-FGA	FG%	3FG-3FGA	3FG%	FT-FTA	FT%	OFF	DEF	TOT	AVG	PF-FO	A	TO	BLK	STL	PTS	AVG
2022-23	BC	33-33	1208/36.6	134-372	.360	47-160	.294	52-66	.788	21	133	154	4.7	63-1	217	140	3	65	367	11.1
2023-24	DU	34-34	1059/31.2	126-336	.375	39-137	.285	42-48	.875	21	109	130	3.8	68-0	123	87	6	50	333	9.8
2024-25	DU	25-25	633/25.3	72-162	.444	26-64	.406	7-11	.636	24	48	72	2.9	38-0	101	45	5	41	177	7.1
TOTAL FOR DU		59-59	1693/28.7	198-498	.398	65-201	.323	49-59	.831	45	157	202	3.4	106-0	224	132	11	91	510	8.6
TOTAL		92-92	2901/31.5	332-870	.382	112-361	.310	101-125	.808	66	290	356	3.9	169-1	441	272	14	156	877	9.5



REIGAN RICHARDSON

SENIOR || GUARD || 5-11 || CHARLOTTE, N.C. || CANNON SCHOOL / GEORGIA

PLAYER NOTES & CAREER HONORS

CAREER HONORS

- » Associated Press (AP) National Player of the Week (Dec. 3)
- » ACC Co-Player of the Week (Dec. 2)
- » John R. Wooden Award Preseason Top-50 Watch List, presented by Principal
- » Jersey Mike's Naismith Trophy Women's College Player of the Year Watch List presented by AXIA Time (2025)
- » Preseason All-ACC (2025)
- » All-ACC Second Team (2024)
- » ACC Honor Roll (2023, 2024)
- » All-ACC Academic Team (2023, 2024)

PLAYER NOTES

- » Added 12 points, five rebounds and three assists in the 19-point win over the Tigers (2.6).
- » Chipped in 14 points, two rebounds and two steals in the 34-point win over Cal (1.16).
- » Surpassed 1,000 career points in the win over Pittsburgh (1.5), scoring 13 points against the Panthers. Also added two assists and two blocks.
- » Netted 14 points on 75% shooting and had two assists in the 86-59 win at Boston College (1.2).
- » Dished a career-best 10 dimes in the dub over Wofford (12.18) and added eight points for the near double-double. Also grabbed five caroms.

SEASON / CAREER HIGHS

SEASON:

Points	35	vs. Oklahoma	11-27-24
Rebounds	9	vs. Belmont	11-21-24
Assists	10	vs. Wofford	12-18-24
Steals	2	2x last vs. California	1-16-25
Blocks	2	4x last vs. Stanford	1-19-25
FG Made	13	vs. Oklahoma	11-27-24
3FG Made	5	vs. Oklahoma	11-27-24
FT Made	4	5x vs. Oklahoma	11-27-24
Minutes	39	2x last at North Carolina	1-9-25

CAREER:

Points	35	vs. Oklahoma	11-27-24
Rebounds	9	vs. Belmont	11-21-24
Assists	10	vs. Wofford	12-18-24
Steals	3	8x last at Ohio State	3-24-24
Blocks	3	vs. Alabama State	11-21-21
FG Made	13	vs. Oklahoma	11-27-24
3FG Made	5	2x last vs. Oklahoma	11-27-24
FT Made	8	vs. N.C. Central	11-26-23
Minutes	40	vs. Colorado	3-20-23

PRODUCTION

	2024-25	Career
Double-figure points	11	50
Double-doubles	--	--
20-point games	1	8
3+ assists	9	24
2+ steals	4	22
3+ 3-point field goals	2	8
5+ rebounds	4	10
2+ blocks	2	6

2024-25 GAME-BY-GAME

Opponent	FG	Pct.	3FG	Pct.	FT	Pct.	O-D-T	PF	Pts	Ast	TO	Blk	Stl	Min
Radford [^]	4-9	.444	1-4	.250	2-2	1.000	1-1-2	2	11	1	1	0	1	21
at Liberty [^]	5-10	.500	1-4	.350	2-2	1.000	0-0-0	3	13	1	2	0	0	24
at Maryland [^]	5-8	.625	3-4	.750	0-0	.000	0-1-1	4	13	1	1	0	0	18
Dayton [^]	4-10	.400	2-4	.500	2-3	.667	2-0-2	1	12	1	3	0	0	24
at South Dakota State [^]	3-12	.250	0-1	.000	2-2	1.000	0-2-2	2	8	0	2	0	1	28
Belmont [^]	3-7	.429	0-2	.000	2-2	1.000	3-6-9	2	8	3	2	2	1	29
vs. Kansas State [^] %	7-16	.438	1-4	.250	1-1	1.000	1-1-2	0	16	2	1	0	2	34
vs. Oklahoma [^] %	13-22	.591	5-9	.556	4-5	.800	0-3-3	2	35	7	2	0	0	39
Columbia [^]	8-14	.571	2-3	.667	1-2	.500	2-5-7	2	19	2	5	0	0	28
at South Carolina [^] #	1-8	.125	0-2	.000	1-2	.500	0-0-0	1	3	0	4	0	1	22
Virginia Tech ^{^*}	2-6	.333	1-3	.333	0-0	.000	0-3-3	2	5	7	1	1	0	34
Wofford [^]	3-12	.250	1-5	.200	1-2	.500	2-3-5	1	8	10	1	0	1	28
at South Florida [^]	3-11	.273	1-4	.250	1-1	1.000	1-1-2	3	8	4	3	1	1	34
at Boston College ^{^*}	6-8	.750	0-0	.000	2-4	.500	0-1-1	3	14	2	0	0	0	26
Pittsburgh ^{^*}	5-10	.500	2-5	.400	1-2	.500	1-2-3	1	13	2	2	0	2	23
at North Carolina ^{^*}	2-16	.125	1-5	.200	0-0	.000	0-1-1	2	5	1	1	0	1	39
at Virginia ^{^*}	3-8	.375	0-4	.000	1-1	1.000	3-1-4	2	7	2	3	0	2	26
California ^{^*}	6-12	.500	1-2	.500	1-1	1.000	2-0-2	1	14	0	4	0	2	26
Stanford ^{^*}	4-8	.500	0-1	.000	0-2	.000	1-1-2	3	8	4	1	2	1	33
at SMU ^{^*}	1-6	.167	0-3	.000	0-0	.000	1-2-3	2	2	4	2	0	1	24
at Georgia Tech ^{^*}	2-10	.200	1-3	.333	0-0	.000	1-0-1	3	5	2	1	1	0	28
at NC State ^{^*}	1-3	.333	0-0	.000	0-0	.000	0-1-1	5	2	0	2	0	0	8
Clemson ^{^*}	5-13	.385	0-3	.000	2-2	1.000	2-3-5	0	12	3	1	1	1	31
Miami ^{^*}	1-5	.200	0-1	.000	0-0	.000	0-1-1	3	2	4	4	0	0	25
at Wake Forest ^{^*}	2-7	.286	0-1	.000	0-0	.000	4-0-4	3	4	1	4	0	1	27
at Notre Dame [*]														
Louisville [*]														
Syracuse [*]														
North Carolina [*]														
at Florida State [*]														

[^] - Game started | % - Ball Dawgs Classic (Henderson, Nev.) | # - SEC/ACC Challenge | * - ACC Game

SEASON	TEAM	Field Goals		3-Point		F-Throws		Rebounds				Scoring								
		GP-GS	MIN/AVG	FG-FGA	FG%	3FG-3FGA	3FG%	FT-FTA	FT%	OFF	DEF	TOT	AVG	PF-FO	A	TO	BLK	STL	PTS	AVG
2021-22	UG	29-0	428/14.8	58-158	.367	19-67	.284	35-48	.729	17	28	45	1.6	42-1	30	30	8	11	170	5.9
2022-23	DU	33-26	679/20.6	93-221	.421	10-43	.233	30-41	.732	28	46	74	2.2	55-0	38	54	9	27	226	6.8
2023-24	DU	34-34	989/29.1	165-377	.438	32-106	.302	58-70	.829	22	62	84	2.5	75-1	54	86	15	34	420	12.4
2024-25	DU	25-25	680/27.2	99-251	.394	23-77	.299	26-36	.722	27	39	66	2.6	53-1	64	53	8	19	247	9.9
TOTAL FOR DU		92-85	2348/25.5	357-849	.420	65-226	.288	114-147	.776	77	147	224	2.4	183-2	156	193	32	80	893	9.7
TOTAL		121-85	2776/22.9	415-1007	.412	84-293	.287	149-195	.764	94	175	269	2.2	225-3	186	223	40	91	1063	8.8



TOBY FOURNIER

FRESHMAN || FORWARD || 6-2 || TORONTO, ONT., CANADA || CRESTWOOD PREP

PLAYER NOTES & CAREER HONORS

PREP (CRESTWOOD PREP)

- » Ranked No. 10 in the espnW 2024 Class
- » 2024 Jordan Brand All-American
- » Two-time OSBA High School Champion (2023, 2024)
- » Two-time OSBA Pool A Regular Season and Tournament MVP (2023, 2024)
- » Two-time OSBA Defensive Player of the Year (2022, 2024)
- » Three-time OSBA First Team All-Star (2022, 2023, 2024)

PLAYER NOTES

- » Two-time USBWA Tamika Catchings National FOTW (Nov. 26, Feb. 11) | Five-time ACC FOTW (Nov. 25, Dec. 9, Jan. 20, Jan. 27, Feb. 10)
- » Scored 15 of her 17 points after halftime in the win at Wake Forest (2.13).
- » Led all scorers with 24 point on 9-of-15 shooting while tallying four rebounds and three steals in the win over Miami (2.9).
- » Chipped in 20 points, four rebounds and two blocks in the dub over Clemson (2.6).
- » Put up 24 points and seven rebounds to pace Duke in the 81-46 win at SMU (1.23).

SEASON / CAREER HIGHS

Points	27	vs. Virginia Tech	12-8-24
Rebounds	11	vs. California	1-16-25
Assists	1	last vs. California	1-16-25
Steals	3	last vs. Miami	2-9-25
Blocks	3	last at South Florida	12-21-24
FG Made	12	vs. Virginia Tech	12-8-24
3FG Made	1	last vs. Stanford	1-19-25
FT Made	9	vs. California	1-16-25
Minutes	25	vs. Belmont	11-21-24

PRODUCTION

	2024-25	Career
Double-figure points	16	16
Double-doubles	1	1
20-point games	7	7
3+ assists	--	--
2+ steals	5	5
3+ 3-point field goals	--	--
5+ rebounds	12	12
2+ blocks	8	8

2024-25 GAME-BY-GAME

Opponent	FG	Pct.	3FG	Pct.	FT	Pct.	O-D-T	PF	Pts	Ast	TO	Blk	Stl	Min
Radford	5-9	.556	0-0	.000	0-1	.000	2-1-3	5	10	1	2	1	2	10
at Liberty	5-10	.500	0-0	.000	3-6	.500	2-2-4	1	13	0	0	0	1	24
at Maryland	5-13	.385	0-1	.000	5-10	.500	6-3-9	1	15	0	1	2	0	22
Dayton	6-9	.667	0-0	.000	3-4	.750	1-4-5	0	15	0	0	1	3	19
at South Dakota State	4-7	.571	0-0	.000	1-2	.500	0-4-4	2	9	0	0	1	0	16
Belmont	10-15	.667	1-1	1.000	4-6	.667	3-3-6	0	25	0	2	3	0	25
vs. Kansas State %	1-3	.333	0-0	.000	1-2	.500	0-2-2	3	3	0	0	1	1	8
vs. Oklahoma %	1-4	.250	0-0	.000	5-6	.833	2-1-3	4	7	0	0	0	0	11
Columbia	4-5	.800	0-0	.000	2-2	1.000	0-3-3	0	10	0	3	1	2	13
at South Carolina#	1-4	.250	0-0	.000	0-0	.000	2-1-3	1	2	0	1	1	1	13
Virginia Tech*	12-17	.706	0-0	.000	3-5	.600	4-5-9	4	27	0	2	1	0	24
Wofford	8-11	.727	0-0	.000	7-8	.875	2-5-7	2	23	0	5	2	0	24
at South Florida	4-8	.500	0-0	.000	3-5	.600	2-5-7	1	11	0	2	3	0	23
at Boston College*	4-7	.571	0-0	.000	3-5	.600	1-2-3	2	11	1	1	1	0	12
Pittsburgh*	--	--	--	--	--	--	--	--	--	--	--	--	--	--
at North Carolina*	0-8	.000	0-1	.000	2-2	1.000	3-3-6	1	2	0	3	2	1	19
at Virginia*	3-9	.333	0-0	.000	2-2	1.000	6-1-7	1	8	0	3	0	2	20
California*	7-10	.700	0-1	.000	9-10	.900	3-8-11	1	23	1	2	2	0	23
Stanford*	3-7	.429	1-2	.500	2-3	.667	1-5-6	4	9	0	4	2	1	21
at SMU*	9-15	.600	1-2	.500	5-7	.714	2-5-7	2	24	0	1	1	0	24
at Georgia Tech*	3-5	.600	0-0	.000	0-0	.000	0-8-8	0	6	0	3	0	0	27
at NC State*	3-9	.333	0-1	.000	5-10	.500	3-1-4	2	11	1	2	1	0	26
Clemson*	9-12	.750	0-1	.000	2-5	.400	2-2-4	2	20	1	1	2	0	24
Miami*	9-15	.600	1-2	.500	5-7	.714	2-2-4	1	24	1	0	1	3	24
at Wake Forest*	7-11	.636	0-0	.000	3-4	.750	0-2-2	3	17	1	2	0	1	16
at Notre Dame*														
Louisville*														
Syracuse*														
North Carolina*														
at Florida State*														

^ - Game started | % - Ball Dawgs Classic (Henderson, Nev.) | # - SEC/ACC Challenge | * - ACC Game

SEASON	TEAM	Field Goals		3-Point		F-Throws		Rebounds				Scoring								
		GP-GS	MIN/AVG	FG-FGA	FG%	3FG-3FGA	3FG%	FT-FTA	FT%	OFF	DEF	TOT	AVG	PF-FO	A	TO	BLK	STL	PTS	AVG
2024-25	DU	24-0	467/19.5	123-223	.552	4-12	.333	75-112	.670	49	78	127	5.3	43-1	7	40	29	18	325	13.5
TOTAL		24-0	467/19.5	123-223	.552	4-12	.333	75-112	.670	49	78	127	5.3	43-1	7	40	29	18	325	13.5



JENESSA COTTON

FRESHMAN || FORWARD || 6-2 || ORANGE, CALIF. || MATER DEI

PLAYER NOTES & CAREER HONORS

PREP (MATER DEI)

- » 2024 Orange County Register Player of the Year and Trinity League MVP
- » Two-time CIF All-Trinity League First Team selection (2023, 2024)
- » 2023 Cal-Hi Sports All-State Second Team
- » 2023 Orange County Register Girls Basketball and All-CIF SS Open Division First Team
- » 2023 Nike EYBL Nationals Champion
- » 2022 CIF All-Trinity League Second Team
- » Ranked No. 80 in the espnW 2024 Class
- » McDonald's All-America nominee

PLAYER NOTES

- » Contributed four points, three rebounds and an assist in 14 minutes versus No. 8 Oklahoma (11.27).
- » Made collegiate debut against No. 9 Kansas State (11.25) and logged two minutes of action.

SEASON / CAREER HIGHS

Points	4		vs. Oklahoma	11-27-24
Rebounds	3		vs. Oklahoma	11-27-24
Assists	1	2x	last vs. Pittsburgh	1-5-25
Steals	1		vs. Pittsburgh	1-5-25
Blocks	1	2x	last vs. Pittsburgh	1-5-25
FG Made	2		vs. Oklahoma	11-27-24
3FG Made	--		--	--
FT Made	--		--	--
Minutes	14		vs. Oklahoma	11-27-24

PRODUCTION

2024-25

Career

Double-figure points	--	--
Double-doubles	--	--
20-point games	--	--
3+ assists	--	--
2+ steals	--	--
3+ 3-point field goals	--	--
5+ rebounds	--	--
2+ blocks	--	--

2024-25 GAME-BY-GAME

Opponent	FG	Pct.	3FG	Pct.	FT	Pct.	O-D-T	PF	Pts	Ast	TO	Blk	Stl	Min
Radford	--	--	--	--	--	--	--	--	--	--	--	--	--	--
at Liberty	--	--	--	--	--	--	--	--	--	--	--	--	--	--
at Maryland	--	--	--	--	--	--	--	--	--	--	--	--	--	--
Dayton	--	--	--	--	--	--	--	--	--	--	--	--	--	--
at South Dakota State	--	--	--	--	--	--	--	--	--	--	--	--	--	--
Belmont	--	--	--	--	--	--	--	--	--	--	--	--	--	--
vs. Kansas State%	0-0	.000	0-0	.000	0-0	.000	0-0-0	2	0	0	1	0	0	2
vs. Oklahoma %	2-4	.500	0-0	.000	0-0	.000	1-2-3	2	4	1	1	0	0	14
Columbia	0-1	.000	0-0	.000	0-0	.000	0-1-1	0	0	0	2	0	0	2
at South Carolina#	0-1	.000	0-1	.000	0-0	.000	0-0-0	0	0	0	1	0	0	4
Virginia Tech*	1-2	.500	0-0	.000	0-0	.000	0-0-0	1	2	0	1	0	0	3
Wofford	--	--	--	--	--	--	--	--	--	--	--	--	--	--
at South Florida	--	--	--	--	--	--	--	--	--	--	--	--	--	--
at Boston College*	1-1	1.000	0-0	.000	0-0	.000	0-2-2	1	2	0	1	1	0	6
Pittsburgh*	0-4	.000	0-1	.000	0-4	.000	0-0-0	2	0	1	1	1	1	12
at North Carolina*	--	--	--	--	--	--	--	--	--	--	--	--	--	--
at Virginia*	--	--	--	--	--	--	--	--	--	--	--	--	--	--
California*	0-1	.000	0-0	.000	0-0	.000	0-0-0	0	0	0	0	0	0	3
Stanford*	--	--	--	--	--	--	--	--	--	--	--	--	--	--
at SMU*	--	--	--	--	--	--	--	--	--	--	--	--	--	--
at Georgia Tech*	--	--	--	--	--	--	--	--	--	--	--	--	--	--
at NC State*	--	--	--	--	--	--	--	--	--	--	--	--	--	--
Clemson*	--	--	--	--	--	--	--	--	--	--	--	--	--	--
Miami*	--	--	--	--	--	--	--	--	--	--	--	--	--	--
at Wake Forest*	--	--	--	--	--	--	--	--	--	--	--	--	--	--
at Notre Dame*	--	--	--	--	--	--	--	--	--	--	--	--	--	--
Louisville*	--	--	--	--	--	--	--	--	--	--	--	--	--	--
Syracuse*	--	--	--	--	--	--	--	--	--	--	--	--	--	--
North Carolina*	--	--	--	--	--	--	--	--	--	--	--	--	--	--
at Florida State*	--	--	--	--	--	--	--	--	--	--	--	--	--	--

^ - Game started | % - Ball Dawgs Classic (Henderson, Nev.) | # - SEC/ACC Challenge | * - ACC Game

SEASON TEAM	GP-GS	MIN/AVG	Field Goals		3-Point		F-Throws		Rebounds				Scoring							
			FG-FGA	FG%	3FG-3FGA	3FG%	FT-FTA	FT%	OFF	DEF	TOT	AVG	PF-FO	A	TO	BLK	STL	PTS	AVG	
2024-25	DU	8-0	45/5.7	4-14	.286	0-2	.000	0-4	.000	1	5	6	0.8	8-0	2	8	2	1	8	1.0
TOTAL		8-0	45/5.7	4-14	.286	0-2	.000	0-4	.000	1	5	6	0.8	8-0	2	8	2	1	8	1.0



53

OLIVIA MARTIN

JUNIOR || GUARD || 5-6 || GAITHERSBURG, MD. || QUINCE ORCHARD HS

PLAYER NOTES & CAREER HONORS

PLAYER NOTES

- » Joined the team as a walk-on during the 2023-24 season after serving as a student manager during in 2022-23.
- » Made first collegiate appearance against Radford (11-4-24).

SEASON / CAREER HIGHS

Points	--	--	--
Rebounds	--	--	--
Assists	--	--	--
Steals	--	--	--
Blocks	--	--	--
FG Made	--	--	--
3FG Made	--	--	--
FT Made	--	--	--
Minutes	1	vs. Radford	11-4-24

PRODUCTION

2024-25

Career

Double-figure points	--	--
Double-doubles	--	--
20-point games	--	--
3+ assists	--	--
2+ steals	--	--
3+ 3-point field goals	--	--
5+ rebounds	--	--
2+ blocks	--	--

2024-25 GAME-BY-GAME

Opponent	FG	Pct.	3FG	Pct.	FT	Pct.	O-D-T	PF	Pts	Ast	TO	Blk	Stl	Min
Radford	0-0	.000	0-0	.000	0-0	.000	0-0-0	1	0	0	0	0	0	1
at Liberty	--	--	--	--	--	--	--	--	--	--	--	--	--	--
at Maryland	--	--	--	--	--	--	--	--	--	--	--	--	--	--
Dayton	--	--	--	--	--	--	--	--	--	--	--	--	--	--
at South Dakota State	--	--	--	--	--	--	--	--	--	--	--	--	--	--
Belmont	--	--	--	--	--	--	--	--	--	--	--	--	--	--
vs. Kansas State%	--	--	--	--	--	--	--	--	--	--	--	--	--	--
vs. Oklahoma %	--	--	--	--	--	--	--	--	--	--	--	--	--	--
Columbia	--	--	--	--	--	--	--	--	--	--	--	--	--	--
at South Carolina#	--	--	--	--	--	--	--	--	--	--	--	--	--	--
Virginia Tech*	--	--	--	--	--	--	--	--	--	--	--	--	--	--
Wofford	--	--	--	--	--	--	--	--	--	--	--	--	--	--
at South Florida	--	--	--	--	--	--	--	--	--	--	--	--	--	--
at Boston College*	--	--	--	--	--	--	--	--	--	--	--	--	--	--
Pittsburgh*	--	--	--	--	--	--	--	--	--	--	--	--	--	--
at North Carolina*	--	--	--	--	--	--	--	--	--	--	--	--	--	--
at Virginia*	--	--	--	--	--	--	--	--	--	--	--	--	--	--
California*	--	--	--	--	--	--	--	--	--	--	--	--	--	--
Stanford*	--	--	--	--	--	--	--	--	--	--	--	--	--	--
at SMU*	--	--	--	--	--	--	--	--	--	--	--	--	--	--
at Georgia Tech*	--	--	--	--	--	--	--	--	--	--	--	--	--	--
at NC State*	--	--	--	--	--	--	--	--	--	--	--	--	--	--
Clemson*	--	--	--	--	--	--	--	--	--	--	--	--	--	--
Miami*	--	--	--	--	--	--	--	--	--	--	--	--	--	--
at Wake Forest*	--	--	--	--	--	--	--	--	--	--	--	--	--	--
at Notre Dame*	--	--	--	--	--	--	--	--	--	--	--	--	--	--
Louisville*	--	--	--	--	--	--	--	--	--	--	--	--	--	--
Syracuse*	--	--	--	--	--	--	--	--	--	--	--	--	--	--
North Carolina*	--	--	--	--	--	--	--	--	--	--	--	--	--	--
at Florida State*	--	--	--	--	--	--	--	--	--	--	--	--	--	--

^ - Game started | % - Ball Dawgs Classic (Henderson, Nev.) | # - SEC/ACC Challenge | * - ACC Game

				Field Goals		3-Point		F-Throws		Rebounds				Scoring						
SEASON	TEAM	GP-GS	MIN/AVG	FG-FGA	FG%	3FG-3FGA	3FG%	FT-FTA	FT%	OFF	DEF	TOT	AVG	PF-FO	A	TO	BLK	STL	PTS	AVG
2024-25	DU	1-0	1/1.3	0-0	.000	0-0	.000	0-0	.000	0	0	0	0.0	1-0	0	0	0	0	0	0.0
TOTAL		1-0	1/1.3	0-0	.000	0-0	.000	0-0	.000	0	0	0	0.0	1-0	0	0	0	0	0	0.0

TEAM SINGLE GAME RECORDS

MOST POINTS IN A GAME

RANK	TOTAL	OPPONENT	DATE
1.	128	vs. Howard	12-6-02
2.	123	vs. USC Upstate	11-14-13
3.	120	at Alabama	3-18-95
4.	119	at San Diego	12-30-05
	119	vs. Stephen F. Austin	11-29-03
6.	117	vs. N.C. Central	12-28-09
	117	vs. Western Carolina	2-9-94
8.	116	vs. Morgan St.	11-26-93
9.	114	vs. UNC Asheville	11-30-94
	114	vs. ETSU	12-8-92

HIGHEST 1ST QUARTER FG PERCENTAGE

RANK	PCT.	OPPONENT	DATE
1.	80.0	at Louisville	1-4-18
2.	75.0	vs. FGCU	12-10-23
	75.0	vs. Western Carolina	12-29-15
4.	72.7	at Long Beach State	11-25-16
5.	69.2	vs. Boston College	12-31-23
	69.2	vs. Villanova	12-21-16
7.	66.7	vs. Oklahoma	11-27-24
	66.7	at Penn	12-5-21
	66.7	vs. Winthrop	12-10-17
	66.7	vs. Virginia	2-4-16

HIGHEST 2ND QUARTER FG PERCENTAGE

RANK	PCT.	OPPONENT	DATE
1.	84.6	vs. Iona	3-18-23
2.	81.3	at Richmond	12-4-22
3.	80.0	at North Carolina	2-7-19
4.	77.8	vs. Virginia	2-20-20
	77.8	vs. Ball State	11-24-18
6.	75.0	vs. Notre Dame	1-2-22
7.	73.3	vs. Boston College	12-31-23
8.	72.7	at Virginia	2-10-19
	72.7	vs. Liberty	12-29-17
10.	69.2	vs. FGCU	12-30-18

FEWEST POINTS IN A GAME

RANK	TOTAL	OPPONENT	DATE
1.	36	vs. NC State	2-2-78
2.	37	vs. Virginia Tech (N)	3-4-23
3.	39	vs. Maryland	2-9-78
4.	40	vs. Connecticut	3-29-11
5.	41	vs. Florida State	3-7-19
	41	vs. North Carolina (N)	3-3-23
7.	42	vs. Northwestern	11-17-19
8.	43	at Virginia	1-24-87
	43	at NC State	1-19-78
10.	44 (3x)	last vs. North Carolina	3-3-23

LOWEST 1ST QUARTER FG PERCENTAGE

RANK	PCT.	OPPONENT	DATE
1.	13.3	vs. FGCU	12-30-18
2.	15.4	vs. South Carolina	12-15-21
	15.4	vs. Notre Dame	1-16-20
4.	17.6	at Clemson	1-19-20
5.	18.2	at Ohio State	3-24-24
6.	18.8	vs. Pitt	3-2-22
7.	19.0	at Virginia	1-12-25
	19.0	vs. Florida State	2-10-22
9.	20.0 (8x)	last at North Carolina	3-3-24

LOWEST 2ND QUARTER FG PERCENTAGE

RANK	PCT.	OPPONENT	DATE
1.	0.0	at Miami	2-7-16
2.	7.1	vs. Richmond	3-22-24
	7.1	vs. NC State	3-2-18
4.	9.1	at Virginia Tech	2-16-23
5.	11.8	at Clemson	1-19-20
6.	12.5	at South Carolina	12-19-19
7.	14.3	at Louisville	1-4-24
8.	15.4	at NC State	1-15-17
	15.4	at FSU	1-8-17
10.	16.7	at FSU	1-29-23

MOST 1ST QUARTER POINTS

RANK	TOTAL	OPPONENT	DATE
1.	33	vs. Longwood	11-15-16
2.	32	vs. NC Central	11-26-23
	32	vs. Charleston Southern	11-10-22
4.	31	vs. Troy	11-24-19
5.	29	at Liberty	11-7-24
	29	vs. Pepperdine	11-27-16
7.	28	vs. Winthrop	12-10-17
	28	vs. Old Dominion	11-22-16
9.	27 (3x)	last vs. Oklahoma	11-27-24

MOST 2ND QUARTER POINTS

RANK	TOTAL	OPPONENT	DATE
1.	33	at Richmond	12-4-22
2.	31	vs. Hampton	3-18-17
3.	30	vs. Charleston Southern	11-10-22
	30	at North Carolina	2-28-16
5.	29	vs. Liberty	12-17-15
6.	28	at Syracuse	1-23-20
7.	27	at Pepperdine	11-27-16
8.	26 (5x)	last at NC State	2-3-25

MOST POINTS IN 1ST HALF

RANK	TOTAL	OPPONENT	DATE
1.	65	vs. N.C. Central	12-28-09
	65	vs. Fairfield	11-22-05
	65	vs. Morgan State	11-26-93
4.	64	vs. Temple	12-12-98
5.	63	vs. East Carolina	11-22-02
6.	62	vs. Wake Forest	3-5-05
7.	61	vs. FIU	12-18-02
8.	60	vs. Howard	12-6-02
	60	vs. USC Upstate	11-14-13
10.	59 (2x)	last vs. Clemson	1-26-11

FEWEST 1ST QUARTER POINTS

RANK	TOTAL	OPPONENT	DATE
1.	4	vs. Notre Dame	1-16-20
2.	5	at North Carolina	1-19-23
	5	vs. Georgia Tech	2-1-22
4.	6	at South Florida	12-21-24
	6	vs. Connecticut	3-30-24
	6	vs. Wake Forest	2-8-24
	6	vs. FGCU	12-30-18
8.	7 (5x)	last at North Carolina	3-3-24

FEWEST 2ND QUARTER POINTS

RANK	TOTAL	OPPONENT	DATE
1.	2	at Louisville	1-10-16
	2	at Miami	2-7-16
3.	3	at Virginia Tech	2-16-23
4.	4	at Louisville	1-4-24
	4	vs. NC State	3-2-18
6.	5	vs. Richmond	3-22-24
	5	at South Carolina	12-19-19
8.	6 (4x)	last vs. North Carolina	2-26-23

FEWEST POINTS IN 1ST HALF

RANK	TOTAL	OPPONENT	DATE
1.	11	at Miami	2-7-16
2.	12	at Virginia	1-30-00
3.	13	vs. Connecticut	3-30-24
	13	at North Carolina	1-24-05
5.	14	at Clemson	1-19-20
	14	vs. George Washington	12-29-96
7.	15	at South Florida	12-21-24
	15	at Florida State	1-8-17
	15	vs. Notre Dame	3-7-15
	15	at North Carolina	2-20-79

TEAM SINGLE GAME RECORDS

LARGEST HALFTIME LEAD

RANK	TOTAL	OPPONENT	DATE
1.	56	vs. N.C. Central	12-28-09
2.	52	vs. Temple	12-12-98
3.	48	vs. Ball State	12-19-05
4.	47	vs. Clemson	1-26-11
5.	44	vs. Morgan State	11-26-93
6.	43	vs. East Carolina	11-22-02
7.	42	vs. Fairfield	11-22-05
	42	vs. USC Upstate	11-14-13
9.	40	vs. Winthrop	12-10-17
	40	vs. Holy Cross	1-4-05

MOST 3RD QUARTER POINTS

RANK	TOTAL	OPPONENT	DATE
1.	40	at Richmond	12-4-22
2.	34	vs. Wake Forest	1-7-16
3.	33	vs. App State	11-24-21
4.	32	vs. ECU	12-28-18
	32	vs. Virginia Tech	1-19-17
6.	31	vs. Radford	11-4-24
	31	at Virginia Tech	1-18-18
8.	30	vs. Longwood	11-25-20
9.	29 (4x)	last vs. Miami	2-9-25

MOST 4TH QUARTER POINTS

RANK	TOTAL	OPPONENT	DATE
1.	33	vs. Troy	11-24-19
2.	32	at North Carolina	2-26-17
3.	30	vs. Wofford	12-18-24
4.	29	at Boston College	1-2-25
	29	vs. Oklahoma	11-27-24
	29	vs. Winthrop	12-10-17
	29	vs. Iowa State	11-27-15
8.	28	vs. Connecticut	3-24-18
9.	27 (4x)	last vs. Winthrop	11-9-21

LARGEST HALFTIME DEFICIT

RANK	TOTAL	OPPONENT	DATE
1.	34	vs. East Carolina	3-2-78
2.	30	vs. Virginia	2-19-97
3.	27	vs. N.C. State	1-20-79
4.	26	vs. N.C. State	2-6-91
	26	at Connecticut	1-31-11
6.	25	at Clemson	1-9-80
7.	23	vs. Virginia	2-1-92
	23	vs. Virginia	1-5-91
9.	22 (3x)	last vs. Clemson	1-10-92

FEWEST 3RD QUARTER POINTS

RANK	TOTAL	OPPONENT	DATE
1.	4	vs. Northwestern	11-17-19
2.	7	vs. Virginia Tech	1-26-23
3.	8	at Virginia	2-17-22
	8	vs. NC State	2-13-22
	8	at Wisconsin	11-28-18
	8	at Villanova	11-19-17
7.	9 (5x)	last vs. Notre Dame	2-19-24

FEWEST 4TH QUARTER POINTS

RANK	TOTAL	OPPONENT	DATE
1.	5	at Syracuse	1-3-16
2.	6	vs. Miami	2-12-23
3.	7	vs. Colorado	3-20-23
	7	vs. Virginia Tech	3-4-23
	7	vs. UConn	11-25-22
6.	8	vs. Texas A&M	11-17-22
	8	vs. Notre Dame	2-4-18
	8	vs. Liberty	12-29-17
9.	9 (6x)	last vs. NC State	3-8-24

HIGHEST 1ST HALF FIELD GOAL PERCENTAGE

RANK	PCT.	OPPONENT	DATE
1.	79.3	at Boston College	1-6-13
	79.3	vs. Davidson	11-24-01
3.	71.4	at Louisville	1-4-18
4.	70.9	vs. Cheyney	11-26-85
5.	69.7	at UNC Asheville	11-29-95
6.	69.4	vs. Temple	12-12-98
7.	68.4	vs. Wake Forest	3-5-05
	68.4	vs. Peace College	1-26-79
9.	68.0	vs. Florida State	2-26-99
	68.0	vs. Georgia Southern	12-21-84

HIGHEST 3RD QUARTER FG PERCENTAGE

RANK	PCT.	OPPONENT	DATE
1.	81.3	at Virginia Tech	1-18-18
2.	80.0	at Virginia Tech	2-18-16
3.	76.9	at Georgia Tech	1-15-23
4.	76.5	vs. ECU	12-28-18
5.	75.0	at Liberty	11-7-24
	75.0	vs. Wake Forest	2-8-24
	75.0	at Long Beach State	11-25-16
	75.0	vs. Western Carolina	12-29-15
8.	72.7	at Ohio State	3-24-24
	72.7	vs. Davidson	11-27-19

HIGHEST 4TH QUARTER FIELD GOAL PERCENTAGE

RANK	PCT.	OPPONENT	DATE
1.	86.7	at North Carolina	2-26-17
2.	77.8	at Dayton	11-12-21
	77.8	vs. Georgia Tech	2-1-18
4.	76.9	vs. Florida State	1-25-24
	76.9	at FGCU	12-11-22
6.	75.0	vs. Texas State	11-28-15
7.	73.3	vs. Winthrop	12-10-17
8.	72.7	vs. Wofford	12-18-24
	72.7	vs. Hampton	3-18-17
	72.7	vs. Presbyterian	11-26-17

LOWEST 1ST HALF FIELD GOAL PERCENTAGE

RANK	PCT.	OPPONENT	DATE
1.	12.1	at Miami	2-7-16
2.	13.0	vs. Virginia	2-19-97
	13.0	vs. George Washington	12-29-96
4.	14.7	at Clemson	1-19-20
5.	15.6	at Connecticut	1-31-11
6.	16.7	at North Carolina	1-24-05
7.	18.2	at Virginia	1-30-00
8.	19.2	vs. N.C. State	3-2-18
9.	19.4	at N.C. State	1-19-78
10.	20.0	vs. Virginia	2-1-92

LOWEST 3RD QUARTER FG PERCENTAGE

RANK	PCT.	OPPONENT	DATE
1.	11.1	vs. Northwestern	11-17-19
2.	17.4	at Virginia Tech	12-30-21
3.	17.6	at FSU	1-29-23
4.	21.4	at Miami	3-3-22
	21.4	vs. NC State	2-13-22
	21.4	at Wisconsin	11-28-18
	21.4	at Louisville	1-4-18
8.	22.2	at North Carolina	1-9-25
9.	23.5	at North Carolina	1-19-23
10.	25.0 (6x)	last vs. NC State	3-8-24

LOWEST 4TH QUARTER FIELD GOAL PERCENTAGE

RANK	PCT.	OPPONENT	DATE
1.	12.5	at NC State	1-3-19
2.	16.7	vs. Virginia Tech	3-4-23
3.	17.6	vs. UConn	11-25-22
4.	18.2	vs. Notre Dame	2-4-18
5.	18.8	vs. California	1-16-25
	18.8	vs. NC State	3-8-24
7.	20.0	at Wake Forest	1-11-18
	20.0	vs. Virginia	3-3-16
	20.0	vs. Virginia	12-21-22
10.	21.4 (2x)	last vs. South Carolina	12-3-23

TEAM SINGLE GAME RECORDS

MOST 2ND HALF POINTS

RANK	TOTAL	OPPONENT	DATE
1.	70	vs. Stephen F. Austin	11-29-03
2.	68	vs. Howard	12-6-02
3.	64	vs. Maryland	1-23-03
	64	vs. ETSU	12-8-92
	64	vs. UNC Asheville	12-11-91
6.	63	vs. Houston Baptist	11-13-09
	63	vs. Furman	11-23-84
	63	vs. USC Upstate	11-14-13
9.	62	vs. Indiana State	12-4-94
10.	61	at San Diego	12-30-05

FEWEST 2ND HALF POINTS

RANK	TOTAL	OPPONENT	DATE
1.	15	at Maryland	1-30-98
2.	16	vs. N.C. State	2-2-78
3.	17	vs. Northwestern	11-17-19
4.	18	at Syracuse	1-3-16
	18	vs. Notre Dame	11-26-11
	18	vs. North Carolina	12-3-81
	18	vs. Georgia Tech	11-27-81
	18	vs. N.C. State	1-20-79
9.	19 (3x)	last vs. Virginia Tech (N)	3-4-23

HIGHEST 2ND HALF FIELD GOAL PERCENTAGE

RANK	PCT.	OPPONENT	DATE
1.	76.2	at SE Louisiana	12-30-88
2.	75.0	vs. Duquesne	11-25-00
3.	74.2	vs. Wake Forest	1-2-06
4.	73.1	at Georgia Tech	1-27-97
5.	73.0	vs. Wisconsin-Green Bay	1-2-91
	73.0	vs. N.C. Central	11-20-84
7.	72.7	vs. N.C. State	1-21-87
8.	72.0	vs. Virginia	2-10-06
	72.0	vs. Oklahoma State	3-16-95
10.	71.4	vs. Norfolk State	3-15-02

LOWEST 2ND HALF FIELD GOAL PERCENTAGE

RANK	PCT.	OPPONENT	DATE
1.	19.2	vs. Notre Dame	11-26-11
2.	19.4	at N.C. State	1-3-19
	19.4	at Old Dominion	11-27-94
	19.4	at Virginia	2-4-84
5.	20.0	vs. Connecticut	1-30-12
6.	21.1	vs. Old Dominion	1-21-89
7.	21.2	vs. Wake Forest	2-16-91
8.	21.4	vs. NC State	3-8-24
9.	21.6	vs. North Carolina	2-22-80
10.	21.9 (2x)	last vs. Northwestern	11-17-19

HIGHEST FIELD GOAL PERCENTAGE

RANK	PCT.	OPPONENT	DATE
1.	68.2	vs. Arkansas State	11-25-05
2.	67.6	vs. Stephen F. Austin	11-29-03
3.	67.2	vs. Davidson	11-24-01
4.	66.7	vs. Temple	12-12-98
5.	66.0	at Georgia Tech	1-27-97
6.	65.6	at Vanderbilt	3-20-12
7.	65.5	at Boston College	1-6-13
8.	64.5	vs. UW-Milwaukee	3-17-01
9.	64.3	at San Diego	12-30-05
	64.3	vs. Duquesne	11-25-00

LOWEST FIELD GOAL PERCENTAGE

RANK	PCT.	OPPONENT	DATE
1.	22.2	at Clemson	1-29-90
2.	23.1	vs. Baylor	3-29-10
3.	23.3	at North Carolina	1-24-05
4.	23.5	at North Carolina	1-9-25
5.	24.5	at George Washington	12-29-96
6.	24.6	vs. Connecticut	1-30-12
	24.6	at Wake Forest	2-16-91
8.	25.0	at Maryland	2-9-78
9.	25.4	at Florida State	1-8-17
	25.4	vs. Connecticut	3-29-11

FIELD GOALS

RANK	TOTAL	OPPONENT	DATE
1.	51	vs. Howard	12-6-03
2.	49	vs. Morgan State	11-26-93
3.	48	at Alabama	3-18-95
4.	47	vs. NC Central	12-28-09
	47	at ETSU	11-23-91
6.	46	vs. USC Upstate	11-14-13
	46	vs. Stephen F. Austin	11-29-03
	46	vs. NC Central	11-20-84
9.	45	at San Diego	12-30-05
	45	vs. Arkansas St.	11-25-05

FIELD GOAL ATTEMPTS

RANK	TOTAL	OPPONENT	DATE
1.	97	vs. Morgan State	11-26-93
2.	94	vs. Utah Valley	12-18-07
3.	93	at Alabama	3-18-95
4.	92	vs. Catawba	1-10-79
5.	91	vs. Bucknell	12-21-07
6.	90	vs. Wake Forest	11-24-79
7.	87	vs. North Carolina	3-1-09
	87	at Furman	11-23-84
9.	86	vs. UNC Asheville	11-30-94
10.	85 (3x)	last vs. American	12-4-93

3-PT FIELD GOALS

RANK	TOTAL	OPPONENT	DATE
1.	14	vs. Coastal Carolina	11-9-23
2.	13	vs. Georgia Tech	1-14-24
	13	vs. Western Carolina	11-29-20
	13	at Old Dominion	11-22-17
	13	at San Diego	12-30-05
	13	vs. St. John's	12-28-05
	13	vs. Georgia Tech	1-17-05
8.	12 (9x)	last vs. Pittsburgh	3-6-19

3-PT FIELD GOAL ATTEMPTS

RANK	TOTAL	OPPONENT	DATE
1.	33	vs. Western Carolina	11-29-20
2.	31	at Pepperdine	11-27-16
3.	30	at Illinois	3-16-97
	30	vs. Georgia Tech	1-17-05
	30	vs. Pacific	12-4-04
6.	29	vs. Clemson	1-26-11
	29	vs. Maryland	1-6-11
	29	vs. Northwestern St.	3-21-04
9.	28	vs. Georgia Tech	2-11-00
10.	27 (2x)	last vs. Georgia Tech	1-17-05

FREE THROWS

RANK	TOTAL	OPPONENT	DATE
1.	40	vs. Cheyney State	12-28-85
2.	38	at Connecticut	11-13-98
3.	34	at Virginia	2-22-98
4.	32	at St. John's	12-29-86
	32	vs. Clemson	3-4-83
6.	31	vs. Troy	11-24-19
7.	30	vs. Pittsburgh	12-21-06
	30	at Miami	2-19-06
	30	at Florida State	2-15-98
10.	29 (2x)	last vs. North Carolina	1-27-00

FREE THROW ATTEMPTS

RANK	TOTAL	OPPONENT	DATE
1.	49	vs. Cheyney State	12-28-85
2.	48	at Connecticut	11-13-98
3.	45	at UNC Wilmington	2-23-85
4.	44	vs. Northwestern St.	12-20-03
	44	vs. Howard	11-30-87
6.	43	at Miami	2-19-06
	43	vs. Clemson	3-4-83
8.	42 (3x)	last at Virginia	2-22-98

TEAM SINGLE GAME RECORDS

TOTAL REBOUNDS

RANK	TOTAL	OPPONENT	DATE
1.	67	at Notre Dame	11-21-98
	67	at Clemson	1-9-80
3.	64	at Charleston Southern	12-21-21
	64	at N.C. State	1-19-78
5.	63	vs. Maryland	2-9-78
6.	62	vs. Clemson	3-3-90
	62	at UNC Charlotte	2-4-78
	62	at East Carolina	12-3-77
9.	61	at East Carolina	3-2-78
10.	59 (2x)	last at Alabama	3-18-95

OFFENSIVE REBOUNDS

RANK	TOTAL	OPPONENT	DATE
1.	29	at Alabama	3-18-95
2.	28	vs. North Carolina	3-3-13
	28	vs. Clemson	3-3-90
4.	27	at Tennessee	1-22-07
	27	vs. Clemson	2-26-90
6.	26	vs. Kentucky	12-21-14
	26	vs. Virginia Tech	2-22-06
	26	vs. North Carolina	1-25-95
9.	25 (4x)	last at North Carolina	2-25-06

ASSISTS

RANK	TOTAL	OPPONENT	DATE
1.	38	vs. Oklahoma	11-27-24
2.	36	vs. UNC Wilmington	12-20-11
	36	at San Diego	12-30-05
4.	35	vs. N.C. Central	12-28-09
	35	vs. Howard	12-6-02
6.	33	vs. Ball State	12-19-05
	33	vs. Elon	11-21-03
8.	32	vs. Stephen F. Austin	11-29-03
	32	vs. Elon	12-02-99
	32	at East Carolina	1-5-94

BLOCKS

RANK	TOTAL	OPPONENT	DATE
1.	16	vs. Winthrop	11-15-16
	16	at Wake Forest	1-6-12
	16	at Ball State	12-20-04
4.	15	vs. Wake Forest	1-4-15
	15	vs. Ball State	12-19-05
6.	14	vs. South Florida	11-15-07
	14	vs. Wake Forest	2-12-04
8.	13 (4x)	last vs. Georgia Tech	3-7-14

STEALS

RANK	TOTAL	OPPONENT	DATE
1.	31	vs. N.C. Central	12-28-09
2.	28	vs. Longwood	11-15-16
	28	vs. UNC Wilmington	12-20-11
	28	vs. UNC Greensboro	11-18-07
5.	26	at Houston Baptist	11-13-09
6.	25	at Maine	12-21-09
	25	vs. Quinnipiac	12-28-08
	25	at Tulsa	12-21-02
	25	vs. Charleston Southern	2-16-02
10.	25	vs. Guilford	12-4-78

MOST TURNOVERS

RANK	TOTAL	OPPONENT	DATE
1.	39	vs. Virginia	1-23-88
2.	37	at N.C. State	1-19-78
	37	at Clemson	1-11-78
4.	36	vs. Colorado	1-5-80
	36	at North Carolina	2-20-79
6.	35	at Maryland	1-10-81
	35	vs. North Carolina	2-24-78
8.	34	vs. BYU	1-10-87
	34	vs. North Carolina	2-14-80
10.	33 (3x)	last vs. Virginia	1-5-91

FEWEST TURNOVERS

RANK	TOTAL	OPPONENT	DATE
1.	4	vs. Appalachian State	2-16-79
2.	5	vs. Northwestern State	3-21-86
	5	vs. Appalachian State	12-6-80
4.	6	vs. Georgia	3-29-03
	6	vs. Clemson	12-31-84
6.	8 (20x)	last vs. Clemson	2-6-25

MARGIN OF VICTORY

RANK	TOTAL	OPPONENT	DATE
1.	89	vs. N.C. Central	12-28-09
2.	86	vs. Ball State	12-19-05
3.	83	vs. USC Upstate	11-14-13
4.	82	vs. Elon	11-21-03
5.	78	vs. Temple	12-12-98
6.	75	vs. Howard	12-6-02
7.	73	vs. Western Carolina	2-9-94
8.	71	vs. Winthrop	12-10-17
9.	70	vs. Wisconsin-Milwaukee	12-3-94
10.	69 (3x)	last vs. Iona	11-18-12

OPPONENT SINGLE GAME RECORDS

MOST POINTS IN A GAME

RANK	TOTAL	OPPONENT	DATE
1.	125	N.C. State	1-19-78
2.	121	Alabama	3-18-95
3.	118	Clemson	1-11-78
4.	117	Maryland	1-14-78
5.	111	Clemson	1-9-80
6.	107	Clemson	1-10-92
7.	104	Connecticut	11-13-98
8.	103	NC State	1-10-90
	103	Maryland	2-9-78
10.	102	NC State	2-5-86
	102	NC State	2-22-83

FEWEST POINTS IN A GAME

RANK	TOTAL	OPPONENT	DATE
1.	24	Ball State	12-18-05
2.	25	Davidson	2-12-79
3.	26	Virginia Tech	1-16-13
	26	Elon	11-21-03
5.	27	Boston College	2-9-23
	27	Southern	3-19-06
	27	UNC Asheville	12-19-98
8.	28	N.C. Central	12-28-09
9.	29	N.C. Central	1-3-08
	29	Stephen F. Austin	11-26-04

MOST 1ST QUARTER POINTS

RANK	TOTAL	OPPONENT	DATE
1.	30	Stanford	11-19-23
	30	Syracuse	1-3-16
3.	28	South Carolina	12-5-24
4.	27	Notre Dame	2-21-19
	27	Notre Dame	3-15-17
6.	26	Richmond	3-22-24
	26	Louisville	1-14-18
8.	25	Louisville	1-30-22
	25	Wake Forest	1-7-16
10.	24 (3x)	last by NC State	2-3-25

FEWEST 1ST QUARTER POINTS

RANK	TOTAL	OPPONENT	DATE
1.	0	Austin Peay	12-8-22
2.	3	Pitt	2-1-24
	3	Coppin State	12-20-23
4.	4	Pitt	2-3-22
	4	ECU	12-5-20
	4	Penn	11-13-15
7.	5 (6x)	last by Virginia	1-23-22

HIGHEST 1ST QUARTER FG PERCENTAGE

RANK	PCT.	OPPONENT	DATE
1.	71.4	NC State	2-3-25
2.	71.1	Richmond	3-22-24
3.	70.0	South Carolina	12-3-23
	70.0	Virginia	1-14-18
5.	69.2	South Florida	12-21-24
	69.2	Boston College	2-24-22
7.	66.7	SMU	1-23-25
	66.7	NC State	2-13-22
9.	64.7	Stanford	11-19-23
10.	64.3 (2x)	last by Notre Dame	3-5-17

LOWEST 1ST QUARTER FG PERCENTAGE

RANK	PCT.	OPPONENT	DATE
1.	0.0	NC A&T	11-7-22
	0.0	Austin Peay	12-8-22
3.	5.9	Georgia Tech	2-21-16
4.	7.7	Pitt	2-3-22
5.	10.0	Coppin State	12-20-23
6.	11.8	Pennsylvania	11-13-15
7.	12.5	Davidson	11-12-22
8.	13.3	ECU	12-5-20
	13.3	Winthrop	12-10-17
	13.3	Virginia	1-23-22

MOST 2ND QUARTER POINTS

RANK	TOTAL	OPPONENT	DATE
1.	28	North Carolina	1-27-22
	28	Florida Gulf Coast	12-29-19
	28	Nebraska	12-4-19
3.	27	Florida State	1-20-19
4.	25	Notre Dame	2-21-19
	25	Notre Dame	3-4-16
6.	24	Davidson	11-16-23
	24	App State	11-24-21
	24	Georgia Tech	2-21-18
	24	North Carolina	1-24-16
10.	23 (5x)	last by South Carolina	12-5-24

FEWEST 2ND QUARTER POINTS

RANK	TOTAL	OPPONENT	DATE
1.	2	Boston College	1-2-25
	2	Georgia	3-19-18
	2	Hampton	3-18-17
4.	3	Toledo	11-20-22
5.	4	SMU	1-23-25
	4	North Carolina	1-12-17
	4	Longwood	11-15-16
	4	Texas State	11-28-15
9.	5 (3x)	last by Boston College	2-9-23

HIGHEST 2ND QUARTER FG PERCENTAGE

RANK	PCT.	OPPONENT	DATE
1.	75.0	North Carolina	1-27-22
2.	69.2	Davidson	11-16-23
	69.2	Virginia Tech	3-4-23
	69.2	Florida Gulf Coast	12-29-19
5.	66.7	Florida Gulf Coast	12-10-23
	66.7	Virginia Tech	2-27-20
7.	63.6	Louisville	11-4-18
	63.6	Notre Dame	2-4-18
9.	62.5	Notre Dame	1-2-22
	62.5	App State	11-24-21

LOWEST 2ND QUARTER FG PERCENTAGE

RANK	PCT.	OPPONENT	DATE
1.	5.3	Georgia	3-19-18
2.	6.3	Liberty	11-11-16
3.	7.1	Hampton	3-18-17
	7.1	North Carolina	1-12-17
5.	7.7	SMU	1-23-25
	7.7	Syracuse	1-27-19
7.	8.3	Texas State	11-28-15
8.	9.1	Toledo	11-20-22
9.	10.0	Boston College	1-2-25
	10.0	Wake Forest	1-29-17

MOST POINTS IN 1ST HALF

RANK	TOTAL	OPPONENT	DATE
1.	62	Clemson	1-11-78
2.	58	NC State	1-19-78
3.	53	NC State	1-20-79
4.	52	Notre Dame	2-21-19
	52	Virginia	2-19-97
	52	NC State	1-10-90
	52	Northwestern State	3-21-86
8.	51	South Carolina	12-5-24
	51	Connecticut	11-13-98
	51	Clemson	1-10-92

FEWEST POINTS IN 1ST HALF

RANK	TOTAL	OPPONENT	DATE
1.	3	Monmouth	12-30-12
2.	7	Ball State	12-20-04
3.	8	Boston Univ.	12-30-06
4.	9	Coppin State	12-28-23
	9	Oklahoma State	12-12-10
	9	N.C. Central	12-28-09
	9	Ball State	12-19-05
8.	10	Hampton	3-18-17
9.	11 (7x)	last by Austin Peay	12-8-22

OPPONENT SINGLE GAME RECORDS

HIGHEST 1ST HALF FIELD GOAL PERCENTAGE

RANK	PCT.	OPPONENT	DATE
1.	81.3	Georgia Tech	2-6-82
2.	78.2	UNC Wilmington	12-2-80
3.	75.0	Maryland	2-4-89
4.	71.4	North Carolina	1-19-82
5.	68.0	Georgia Tech	3-2-92
6.	66.7	Virginia	1-25-94
	66.7	Richmond	1-31-89
	66.7	Maryland	1-14-89
	66.7	North Carolina	2-12-85
10.	65.2 (2x)	last by Seton Hall	12-7-91

HIGHEST 3RD QUARTER FG PERCENTAGE

RANK	PCT.	OPPONENT	DATE
1.	90.0	North Carolina	1-19-23
2.	71.4	Boston College	1-17-16
3.	66.7	Syracuse	1-27-19
4.	64.3	Texas A&M	11-10-19
	64.3	Pennsylvania	11-13-15
6.	63.6	North Carolina	1-9-25
	63.6	Notre Dame	2-4-18
8.	62.5	NC State	2-3-25
	62.5	Clemson	1-12-23
10.	61.5 (3x)	last by North Carolina	1-12-17

HIGHEST 4TH QUARTER FIELD GOAL PERCENTAGE

RANK	PCT.	OPPONENT	DATE
1.	80.0	Clemson	12-7-23
	80.0	Wisconsin	11-28-18
3.	75.0	NC State	2-3-25
4.	72.7	Notre Dame	3-5-17
5.	66.7	Virginia Tech	2-27-20
6.	63.6	Syracuse	2-15-18
7.	63.2	Notre Dame	2-21-19
8.	62.5	vs. Oklahoma	11-27-24
9.	61.5	Boston College	3-6-20
	61.5	Notre Dame	2-1-16

LOWEST 1ST HALF FIELD GOAL PERCENTAGE

RANK	PCT.	OPPONENT	DATE
1.	4.0	Monmouth	12-30-12
2.	7.4	N.C. A&T	11-7-22
3.	9.1	Ball State	12-19-05
	9.1	Stephen F. Austin	11-26-04
5.	10.5	Boston Univ.	12-30-06
6.	13.6	Maryland	3-6-05
7.	13.8	Hampton	3-18-17
	13.8	Virginia	2-24-11
	13.8	Temple	12-12-98
10.	14.3 (2x)	last by Oklahoma State	12-12-10

LOWEST 3RD QUARTER FG PERCENTAGE

RANK	PCT.	OPPONENT	DATE
1.	7.7	Boston College	2-9-23
2.	8.3	Wake Forest	2-8-24
	8.3	Army	11-22-15
4.	11.1	Maine	12-19-17
5.	11.8	North Carolina	1-24-16
6.	12.5	North Carolina	2-6-20
	12.5	NC State	3-2-18
8.	13.3	Wake Forest	2-14-16
9.	15.4	Davidson	11-12-22
	15.4	Charleston Southern	12-21-21

LOWEST 4TH QUARTER FIELD GOAL PERCENTAGE

RANK	PCT.	OPPONENT	DATE
1.	0.0	Liberty	11-11-16
2.	5.9	Winthrop	11-15-15
3.	7.7	Georgia Tech	1-14-24
4.	10.5	Georgia Tech	1-26-25
	10.5	Syracuse	2-10-17
6.	11.8	Syracuse	3-3-17
7.	12.5	North Carolina	3-3-23
8.	14.3	North Carolina	2-11-24
	14.3	Syracuse	1-23-20
	14.3	FGCU	12-30-18

MOST 3RD QUARTER POINTS

RANK	TOTAL	OPPONENT	DATE
1.	31	Syracuse	1-27-19
2.	29	Wake Forest	2-6-22
	29	Northwestern	11-17-19
3.	28	Northwestern	11-11-18
4.	26	NC State	2-3-25
	26	South Carolina	12-19-19
	26	Villanova	11-19-17
	26	Syracuse	1-3-16
8.	25	FGCU	12-29-19
	25	Pennsylvania	11-13-15
10.	24	Clemson	12-7-23

MOST 4TH QUARTER POINTS

RANK	TOTAL	OPPONENT	DATE
1.	36	Oklahoma	11-27-24
2.	31	NC State	2-3-25
	31	NC State	2-13-22
4.	29	Troy	11-24-19
5.	26	South Carolina	12-19-19
	26	Wake Forest	2-4-16
7.	25	Notre Dame	2-21-19
8.	24 (7x)	last by NC State	1-16-22

MOST 2ND HALF POINTS

RANK	TOTAL	OPPONENT	DATE
1.	67	NC State	1-19-78
2.	63	Clemson	1-9-80
3.	60	NC State	1-19-88
4.	59	Oklahoma	11-27-24
	59	NC State	1-9-91
6.	58	Oklahoma	12-8-13
	58	North Carolina	12-6-79
8.	57(5x)	last by NC State	2-3-25

FEWEST 3RD QUARTER POINTS

RANK	TOTAL	OPPONENT	DATE
1.	4	Charleston Southern	12-21-21
	4	Syracuse	1-27-19
3.	5	Wake Forest	2-8-24
	5	NC State	3-2-18
	5	Wake Forest	2-14-16
	5	Army	11-22-15
7.	6 (8x)	last by Pittsburgh	1-5-25

FEWEST 4TH QUARTER POINTS

RANK	TOTAL	OPPONENT	DATE
1.	2	Liberty	11-11-16
2.	4	North Carolina	3-3-23
	4	Georgia Tech	1-26-20
4.	5	Georgia Tech	1-26-25
	5	Georgia Tech	1-14-24
	5	Boston College	2-9-23
7.	6 (8x)	last by Radford	11-4-24

FEWEST 2ND HALF POINTS

RANK	TOTAL	OPPONENT	DATE
1.	6	Catawba	1-10-79
2.	8	Davidson	2-12-79
3.	9	Elon	11-21-03
4.	10	Denver	11-11-07
5.	11	Southern	3-19-06
	11	Eastern Kentucky	12-3-83
7.	12	Radford	11-4-24
	12	Manhattan	12-21-96
9.	13	Boston College	2-9-23
	13	Iona	11-18-12

OPPONENT SINGLE GAME RECORDS

HIGHEST 2ND HALF FIELD GOAL PERCENTAGE

RANK	PCT.	OPPONENT	DATE
1.	78.6	North Carolina	2-23-87
2.	75.0	North Carolina	1-19-23
3.	72.0	Connecticut	3-29-11
4.	70.8	NC State	1-19-88
5.	70.0	Maryland	12-10-83
6.	69.4	NC State	2-22-83
7.	68.8	NC State	2-3-25
8.	68.2	Maryland	2-18-90
9.	68.0	Clemson	2-16-97
10.	67.9	Old Dominion	12-7-96

LOWEST 2ND HALF FIELD GOAL PERCENTAGE

RANK	PCT.	OPPONENT	DATE
1.	11.5	Davidson	2-12-79
2.	12.0	UNC Asheville	12-19-98
3.	12.9	Southern	3-19-06
4.	13.0	Liberty	11-11-16
	13.0	Denver	11-11-07
6.	13.2	Maine	12-19-17
7.	13.8	Iona	11-18-12
	13.8	Stephen F. Austin	11-26-04
9.	14.3	Eastern Kentucky	12-3-83
10.	15.8	Ball State	12-19-05

HIGHEST FIELD GOAL PERCENTAGE

RANK	PCT.	OPPONENT	DATE
1.	68.3	Maryland	2-4-89
2.	65.5	Virginia	1-25-94
3.	63.8	NC State	2-22-83
4.	62.9	Dayton	1-3-81
5.	62.5	Clemson	1-28-94
6.	61.8	Notre Dame	2-2-14
7.	61.2	Clemson	1-11-78
8.	61.1	NC State	1-10-90
9.	61.0	NC State	2-3-25
10.	60.9	North Carolina	1-19-82

LOWEST FIELD GOAL PERCENTAGE

RANK	PCT.	OPPONENT	DATE
1.	11.3	Stephen F. Austin	11-26-04
2.	12.7	Ball State	12-19-05
3.	14.0	UNC Asheville	12-19-98
4.	17.2	Iona	11-18-12
5.	18.2	Hampton	3-18-17
6.	18.3	Southern	3-19-06
7.	18.4	Boston College	2-9-23
8.	18.6	Davidson	2-12-79
9.	19.2	Ball State	12-20-04
10.	20.0 (3x)	last by Maine	12-19-17

MOST FIELD GOALS MADE

RANK	TOTAL	OPPONENT	DATE
1.	52	Clemson	1-11-78
2.	50	Clemson	1-9-80
3.	48	NC State	1-19-78
4.	45	Clemson	2-5-79
	45	NC State	1-20-79
6.	44	NC State	1-10-90
	44	Alabama	3-18-95
	44	NC State	2-22-83
	44	Maryland	2-9-78
10.	43	Maryland	2-4-89

FEWEST FIELD GOALS MADE

RANK	TOTAL	OPPONENT	DATE
1.	7	Stephen F. Austin	11-26-04
	7	UNC Asheville	12-19-98
3.	8	Catawba	1-10-79
4.	9	Boston College	2-9-23
	9	N.C. Central	12-28-09
	9	Ball State	12-19-05
7.	10 (7x)	last by Radford	11-4-24

MOST FIELD GOALS ATTEMPTED

RANK	TOTAL	OPPONENT	DATE
1.	114	Alabama	3-18-95
2.	95	East Carolina	12-3-77
3.	92	Clemson	1-9-80
4.	89	Clemson	2-5-79
	89	NC State	1-20-79
6.	88	Clemson	2-8-79
	88	North Carolina	12-6-79
	88	NC State	1-19-78
9.	87	East Carolina	2-22-79
10.	86	Florida State	1-23-14

FEWEST FIELD GOALS ATTEMPTED

RANK	TOTAL	OPPONENT	DATE
1.	35	Wake Forest	2-13-25
	35	Presbyterian	11-17-12
3.	37	Catawba	1-10-79
4.	38	Clemson	2-6-25
	38	Maine	11-16-08
	38	Detroit Mercy	12-27-02
7.	39	Auburn	11-27-05
8.	40	Clemson	1-16-00
	40	Eastern Kentucky	12-3-83
10.	41 (3x)	last by Purdue	11-22-07

3-PT FIELD GOALS MADE

RANK	TOTAL	OPPONENT	DATE
1.	15	Syracuse	2-15-18
	15	Villanova	11-19-17
3.	14	Syracuse	1-3-16
	14	North Carolina	3-1-15
	14	DePaul	3-24-14
6.	13 (6x)	last by North Carolina	1-21-18

3-PT FIELD GOALS ATTEMPTED

RANK	TOTAL	OPPONENT	DATE
1.	52	Alabama	3-18-95
2.	43	Maine	12-19-17
3.	42	Troy	11-24-19
4.	41	Villanova	12-21-16
5.	40	High Point	11-5-19
	40	Villanova	11-19-17
7.	39	Marquette	11-23-14
8.	38	Syracuse	1-9-14
	38	Syracuse	1-8-15
10.	37 (2x)	last by Syracuse	2-10-17

MOST 1ST HALF FIELD GOALS MADE

RANK	TOTAL	OPPONENT	DATE
1.	23	Clemson	1-9-80
	23	Maryland	2-9-78
	23	NC State	1-19-78
4.	22	NC State	1-10-90
	22	NC State	2-21-89
	22	East Carolina	3-2-78
7.	21 (5x)	last by Notre Dame	2-22-19

MOST 1ST HALF FIELD GOALS ATTEMPTED

RANK	TOTAL	OPPONENT	DATE
1.	48	Providence	12-6-87
2.	47	NC State	2-6-91
	47	VCU	1-20-78
4.	46	Clemson	2-8-79
5.	45	Troy	11-24-19
	45	Maryland	1-13-07
	45	Virginia	1-9-93
8.	44 (5x)	last by North Carolina	3-4-02

OPPONENT SINGLE GAME RECORDS

FEWEST 1ST HALF FIELD GOALS MADE

RANK	TOTAL	OPPONENT	DATE
1.	1	Monmouth	12-30-12
2.	3	Oklahoma State	12-12-10
	3	N.C. Central	12-28-09
	3	UNC Greensboro	11-18-07
	3	Ball State	12-19-05
	3	Maryland	3-6-05
	3	Holy Cross	1-4-05
	3	Ball State	12-20-04
	3	Stephen F. Austin	11-26-04
10.	4 (8x)	last by Coppin State	12-28-23

FEWEST 2ND HALF FIELD GOALS MADE

RANK	TOTAL	OPPONENT	DATE
1.	2	Eastern Kentucky	12-3-83
2.	3	Liberty	11-11-16
	3	Denver	11-11-07
	3	UNC Asheville	12-19-98
5.	4	Iona	11-18-2012
	4	Houston Baptist	11-13-09
	4	Southern	3-19-06
	4	Stephen F. Austin	11-26-04
	4	Elon	11-21-03
10.	5 (14x)	last by Maine	12-19-17

MOST REBOUNDS

RANK	TOTAL	OPPONENT	DATE
1.	67	Notre Dame	11-21-98
	67	Clemson	1-9-80
3.	64	NC State	1-19-78
4.	63	Maryland	2-9-18
5.	62	Clemson	3-3-90
	62	Charlotte	2-4-78
	62	East Carolina	12-3-77
8.	61	East Carolina	3-2-78
9.	59	Alabama	3-18-95
	59	North Carolina	2-25-95

FEWEST 1ST HALF FIELD GOALS ATTEMPTED

RANK	TOTAL	OPPONENT	DATE
1.	15	Wake Forest	2-13-25
	15	Monmouth	12-30-12
3.	16	UNCG	11-18-07
	16	Florida State	1-16-94
	16	Georgia Tech	2-6-82
6.	18	Virginia Tech	2-14-13
	18	Wisconsin	12-2-10
	18	Penn State	11-18-05
9.	19 (3x)	last by Temple	12-31-09

FEWEST 2ND HALF FIELD GOALS ATTEMPTED

RANK	TOTAL	OPPONENT	DATE
1.	14	Georgia Tech	1-21-11
	14	Maine	12-21-09
	14	Eastern Kentucky	12-3-83
4.	17	Auburn	11-27-05
	17	Maryland	2-3-00
	17	Florida State	1-21-92
	17	Wake Forest	2-16-91
	17	North Carolina	2-20-88
	17	Notre Dame	2-6-88
10.	18 (6x)	last by Xavier	12-21-10

FEWEST REBOUNDS

RANK	TOTAL	OPPONENT	DATE
1.	14	Iona	3-18-23
	14	Stephen F. Austin	11-29-03
3.	17	Maine	11-16-08
4.	18	Elon	11-21-03
	18	St. John's	11-26-89
	18	Holy Cross	3-13-99
7.	19	Clemson	2-6-14
	19	Arkansas State	11-25-05
9.	20 (3x)	last by Wake Forest	2-13-25

MOST 2ND HALF FIELD GOALS MADE

RANK	TOTAL	OPPONENT	DATE
1.	27	Clemson	1-9-80
	27	North Carolina	12-6-79
3.	25	NC State	2-22-83
	25	NC State	1-19-78
5.	24	Georgia Tech	1-28-89
6.	23	North Carolina	1-10-89
	23	Oklahoma	11-27-24
8.	22 (11x)	last by NC State	2-3-25

FREE THROWS MADE

RANK	TOTAL	OPPONENT	DATE
1.	35	Clemson	12-9-00
	35	NC State	1-19-88
3.	34	N.C. A&T	11-7-22
	34	North Carolina	3-9-08
	34	DePaul	11-29-86
6.	33	Maryland	1-14-08
	33	Illinois	3-16-97
	33	Clemson	3-3-90
9.	31	Penn State	11-18-05
10.	30 (2x)	last by Penn State	11-20-00

MOST OFFENSIVE REBOUNDS

RANK	TOTAL	OPPONENT	DATE
1.	29	Alabama	3-18-95
2.	28	North Carolina	3-3-13
	28	Clemson	3-3-90
4.	27	Tennessee	1-22-07
	27	Clemson	2-26-90
6.	26	Kentucky	12-21-14
	26	Virginia Tech	2-22-06
	26	North Carolina	1-25-95
9.	25 (4x)	last by North Carolina	2-25-06

MOST 2ND HALF FIELD GOALS ATTEMPTED

RANK	TOTAL	OPPONENT	DATE
1.	52	East Carolina	2-22-79
2.	48	Clemson	1-9-80
3.	47	Charleston	12-18-90
	47	NC State	1-19-78
5.	46	North Carolina	2-24-02
	46	Montana	11-26-94
	46	North Carolina	1-10-89
8.	45 (9x)	last by North Carolina	1-22-99

FREE THROW ATTEMPTS

RANK	TOTAL	OPPONENT	DATE
1.	57	Clemson	3-3-90
2.	48	NC State	1-19-88
3.	44	North Carolina	3-8-08
4.	42	Maryland	1-14-08
	42	Penn State	11-18-05
	42	DePaul	11-29-16
	42	Maryland	2-13-83
8.	41	Clemson	12-9-00
	41	NC State	1-19-78
10.	40 (2x)	last by Illinois	3-16-97

FEWEST OFFENSIVE REBOUNDS

RANK	TOTAL	OPPONENT	DATE
1.	2	Holy Cross	3-13-99
2.	3	Wake Forest	2-13-25
	3	Iona	3-18-23
	3	Florida Gulf Coast	12-29-19
	3	Boston College	1-17-16
	3	Wake Forest	1-13-00
	3	Clemson	1-28-94
8.	4 (10x)	last by Richmond	3-22-24

OPPONENT SINGLE GAME RECORDS

ASSISTS

RANK	TOTAL	OPPONENT	DATE
1.	36	Maryland	2-4-89
2.	35	NC State	2-21-89
3.	29	NC State	1-10-90
	29	Clemson	1-9-80
5.	28	NC State	1-9-91
	28	Virginia	2-11-89
	28	Stanford	12-20-88
	28	NC State	1-20-79
9.	27 (3x)	last by Texas A&M	11-17-95

FEWEST ASSISTS

RANK	TOTAL	OPPONENT	DATE
1.	1	Hampton	11-28-02
2.	2	Boston College	2-9-23
	2	Austin Peay	12-8-22
4.	3	Coastal Carolina	11-9-23
	3	Maryland	3-6-05
	3	Stephen F. Austin	11-26-04
	3	Georgia Tech	3-9-03
8.	4 (9x)	last by Coppin State	12-28-23

BLOCKS

RANK	TOTAL	OPPONENT	DATE
1.	11	North Carolina	2-28-10
	11	Texas A&M	11-15-09
	11	Michigan State	3-24-09
	11	NC State	1-19-09
	11	Clemson	1-29-90
6.	10	Virginia	1-12-25
	10	St. John's	12-9-12
	10	Auburn	12-31-04
9.	9 (4x)	last by Mississippi State	3-22-15

MOST TURNOVERS

RANK	TOTAL	OPPONENT	DATE
1.	53	UNCG	1-16-79
2.	45	N.C. Central	12-28-09
	45	Morgan State	11-26-93
4.	41	East Carolina	1-5-94
	41	North Carolina	2-20-79
6.	40	UNC Wilmington	12-20-11
	40	Stephen F. Austin	11-29-03
8.	39	Utah Valley	12-18-07
	39	Manhattan	12-21-96
10.	38 (2x)	last by Maine	11-16-08

FEWEST TURNOVERS

RANK	TOTAL	OPPONENT	DATE
1.	5	Notre Dame	2-1-16
2.	6	Miami	1-30-14
	6	Clemson	3-3-96
	6	Virginia	2-15-92
	6	West Texas State	3-20-86
6.	7	NC State	2-22-15
	7	St. Joseph's	12-29-94
	7	Georgia Tech	3-25-89
9.	8 (4x)	last by Villanova	11-19-17

INDIVIDUAL SINGLE GAME RECORDS

POINTS

RANK	TOTAL	PLAYER/OPPONENT	DATE
1.	43	Monique Currie at Miami	2-19-06
2.	41	Alana Beard at Virginia	1-9-03
3.	37	Ali Day vs. Alabama	3-18-95
	37	Sue Harnett at VCU	12-10-88
5.	36	Katie Meier at NC State	2-3-87
6.	35	Reigan Richardson vs. OU	11-27-24
	35	Alana Beard vs. Maryland	1-2-02
	35	Michele Van Gorp at Clemson	2-14-99
	35	Carey Kauffman vs. UNCA	11-30-94
10.	34 (4x)	last by Lexie Brown vs. NC State	1-7-18

3-PT FIELD GOALS

RANK	TOTAL	PLAYER/OPPONENT	DATE
1.	8	Shayeann Day-Wilson vs. Troy	11-28-21
	8	Miela Goodchild at Notre Dame	2-21-19
	8	Rebecca Greenwell at Pepperdine	11-27-16
4.	7	Rebecca Greenwell vs. UNC	2-25-18
	7	Haley Gorecki at UNC	1-21-18
	7	Haley Gorecki at Virginia Tech	1-18-18
	7	Lexie Brown vs. NC State	1-7-18
	7	Jessica Foley vs. Georgia Tech	1-17-05
	7	Nicole Erickson vs. Clemson	1-14-99
10.	6 (19x)	last by Ashlon Jackson at NC State	2-3-25

FREE THROW ATTEMPTS (MIN. 10 ATTEMPTS)

RANK	TOTAL	PLAYER/OPPONENT	DATE
1.	22	Tara McCarthy vs. UNC	2-24-78
2.	20	Katie Meier vs. Virginia	1-16-90
	20	Tara McCarthy vs. UNC	2-24-78
4.	19	Chris Moreland vs. Howard	11-30-87
	19	Chris Moreland vs. Georgia Tech	1-25-86
6.	18	Nicole Johnson vs. WFU	2-26-92
	18	Tara McCarthy vs. UNC	12-7-78
8.	17	Barb Krause vs. Colorado	1-5-80
9.	16 (7x)	last by Haley Gorecki vs. FSU	2-16-20

FIELD GOALS

RANK	TOTAL	PLAYER/OPPONENT	DATE
1.	16	Alana Beard vs. Virginia	1-9-03
	16	Sue Harnett vs. VCU	12-10-88
3.	15	Michele Van Gorp vs. Clemson	2-14-99
	15	Katie Meier vs. NC State	2-3-87
	15	Alana Beard vs. Maryland	1-2-02
6.	14 (10x)	last by Azurá Stevens vs. Army	11-22-15

3-PT FIELD GOAL ATTEMPTS

RANK	TOTAL	PLAYER/OPPONENT	DATE
1.	16	Rebecca Greenwell at Pepperdine	11-27-16
2.	15	Rebecca Greenwell vs. UNC	2-25-18
	15	Haley Gorecki at Virginia Tech	1-18-18
4.	14	Ashlon Jackson at NC State	2-3-25
	14	Miela Goodchild at Notre Dame	2-21-19
	14	Rebecca Greenwell vs. FSU	2-19-18
7.	13	Sara Anastasieska vs. WCU	11-29-20
	13	Haley Gorecki at Georgia Tech	1-10-19
	13	Lexie Brown vs. NC State	1-7-18
	13	Kira Orr vs. Illinois	3-16-97

FREE THROW PERCENTAGE

RANK	PCT.	PLAYER/OPPONENT	DATE
1.	1.000 (14-14)	Monique Currie vs. UNC	3-4-02
	1.000 (13-13)	Alison Bales vs. Clemson	2-25-07
	1.000 (13-13)	Robin Baker at Ga. Tech	1-26-91
	1.000 (12-12)	Nicole Erickson vs. UNC	2-12-98
	1.000 (11-11)	Lexie Brown vs. High Point	11-16-17
	1.000 (11-11)	Nicole Erickson vs. ODU	3-20-99
	1.000 (11-11)	Lauren Rice vs. UConn	11-13-98
	1.000 (11-11)	Chris Moreland vs. WTS	3-20-86
	1.000 (10-10)	Haley Gorecki vs. Troy	11-24-19
	1.000 (10-10)	Kira Orr vs. NC State	2-12-97
	1.000 (10-10)	Kristina Meiman vs. UWM	12-3-94
	1.000 (10-10)	Jenni Kraft at Connecticut	12-9-88

FIELD GOAL ATTEMPTS

RANK	TOTAL	PLAYER/OPPONENT	DATE
1.	30	Alana Beard vs. Virginia	1-9-03
2.	26	Iciss Tillis vs. Florida State	1-26-03
	26	Iciss Tillis at UNC	1-20-03
4.	25	Ashlon Jackson at NC State	2-3-25
	25	Elizabeth Williams at UNC	1-25-15
	25	Sue Harnett vs. VCU	12-10-88
	25	Stacy Hurd vs. Vanderbilt	3-13-82
8.	24 (5x)	last by Jasmine Thomas vs. Kentucky	1-4-11

3-PT FIELD GOAL PERCENTAGE (MIN. 6 MAKES)

RANK	PCT.	PLAYER/OPPONENT	DATE
1.	1.000 (6-6)	Nicole Erickson vs. Notre Dame	11-22-97
2.	.857 (6-7)	Rebecca Greenwell at ODU	11-22-17
	.857 (6-7)	Chloe Wells vs. UNC	1-3-13
4.	.800 (8-10)	Shayeann Day-Wilson vs. Troy	11-28-21
5.	.750 (6-8)	Tricia Liston vs. Vanderbilt	11-21-13
	.750 (6-8)	Abby Waner vs. Holy Cross	3-18-07
7.	.700 (7-10)	Haley Gorecki at Virginia Tech	1-18-18
8.	.667 (6-9) (7x)	last by Ashlon Jackson vs. K-State	11-14-25

TOTAL REBOUNDS

RANK	TOTAL	PLAYER/OPPONENT	DATE
1.	24	Barb Krause vs. Catawba	1-10-79
2.	23	Barb Krause vs. Georgia Tech	1-13-79
3.	20	Elizabeth Williams vs. Oklahoma	12-17-14
	20	Haley Peters vs. USC Upstate	11-14-13
	20	Alana Beard vs. North Carolina	3-10-03
	20	Chris Moreland at UNC	2-20-88
7.	19 (5x)	last by Carey Kauffman vs. UNCA	11-30-94

FIELD GOAL PERCENTAGE

RANK	PCT.	PLAYER/OPPONENT	DATE
1.	1.000 (12-12)	Sheana Mosch vs. Clemson	1-28-01
	1.000 (10-10)	Elizabeth Williams vs. USCU	12-11-11
	1.000 (9-9)	Tyvis Hall vs. Oklahoma St.	3-16-95
	1.000 (9-9)	Kathy Friend vs. UNC	2-24-78
	1.000 (8-8)	Payton Black vs. Florida State	12-6-95
	1.000 (8-8)	Tyvis Hall vs. VCU	11-15-95
	1.000 (8-8)	Alison Day vs. ECU	1-5-94
	1.000 (8-8)	Stacy Hurd vs. Clemson	1-29-83

FREE THROWS

RANK	TOTAL	PLAYER/OPPONENT	DATE
1.	15	Monique Currie at Miami	2-19-06
	15	Nicole Johnson vs. WFU	2-26-92
3.	14	Haley Gorecki vs. Florida State	2-16-20
	14	Georgia Schweitzer vs. WFU	3-2-01
	14	Tara McCarthy vs. UNC	12-7-78
	14	Monique Currie vs. UNC	3-4-02
7.	13 (9x)	last by Haley Gorecki at FGCU	12-29-19

OFFENSIVE REBOUNDS

RANK	TOTAL	PLAYER/OPPONENT	DATE
1.	13	Carey Kauffman vs. UNC Asheville	11-30-94
2.	11	Bridgette Mitchell vs. Northeastern	11-11-06
3.	10	Jade Williams vs. W. Carolina	11-29-20
	10	Alana Beard vs. UNC	3-10-03
5.	9	Azurá Stevens vs. Virginia	3-3-16
	9	Elizabeth Williams vs. Oklahoma	12-17-14
	9	Carrem Gay vs. UNC	3-1-09
	9	Carrem Gay vs. Southern Cal	12-19-08
	9	Peppi Browne vs. NC State	1-20-99
10.	8 (11x)	last by Leaonna Odom vs. Penn	11-29-19

INDIVIDUAL SINGLE GAME RECORDS

DEFENSIVE REBOUNDS

RANK	TOTAL	PLAYER/OPPONENT	DATE
1.	15	Haley Peters vs. USC Upstate	11-14-13
2.	13	Haley Gorecki at Boston College	1-31-19
	13	Rebecca Greenwell vs. UNC	2-25-18
4.	12	Azurá Stevens vs. Texas A&M	11-18-15
	12	Tricia Liston vs. Virginia	1-16-14
	12	Alison Bales vs. Maryland	2-18-07
	12	Alison Bales vs. UNC	2-8-07
	12	Chante Black vs. Clemson	2-17-05
	12	Monique Currie vs. UNC	1-11-04
10.	11 (22x)	last by O. Akinbode-James vs. Longwood	11-25-20

POINTS OFF THE BENCH

RANK	TOTAL	PLAYER/OPPONENT	DATE
1.	29	Tricia Liston vs. WFU	2-17-13
2.	28	Nicole Erickson vs. Clemson	1-14-99
	28	Jenni Kraft vs. Cleveland St.	12-2-88
4.	27	Toby Fournier vs. VT	12-8-24
	27	Tyish Hall at Clemson	1-23-94
	27	Nicole Johnson vs. WFU	2-26-92
7.	26	Shayean Day-Wilson vs. Troy	11-28-21
	26	Zeki Blanding vs. UNC Asheville	12-11-91
	26	Chris Moreland at Hofstra	12-27-86
10.	25 (7x)	last by Toby Fournier vs. Belmont	11-21-24

POINTS VS. TOP-3 TEAM

RANK	TOTAL	PLAYER/OPPONENT	DATE
1.	29	Rebecca Greenwell vs. #3 S. Carolina	12-4-16
	29	Jasmine Thomas vs. #3 Ohio State	12-3-09
3.	28	Lindsey Harding vs. #1 Maryland	1-13-07
4.	26	Alana Beard vs. #2/2 Connecticut	2-1-03
5.	25	Haley Gorecki at #3 Louisville	1-4-18
	25	Dana McDonald vs. #3 NC State	1-9-91
7.	23	Chelsea Gray vs. #2 Stanford	3-26-12
	23	Traci Williams vs. #3 NC State	1-9-91
9.	22 (4x)	last by Monique Currie vs. #3 Maryland	4-4-06

ASSISTS

RANK	TOTAL	PLAYER/OPPONENT	DATE
1.	15	Alexis Jones at Florida State	1-23-14
	15	Chelsea Gray vs. Clemson	1-10-13
3.	13	Kyra Lambert at UNC	2-26-17
	13	Ka'lia Johnson at ODU	11-20-14
	13	Chelsea Gray at Marquette	11-24-13
	13	Chelsea Gray vs. Pittsburgh	12-4-11
7.	12 (5x)	last by Lexie Brown at Pepperdine	11-26-16

POINTS VS. TOP-25 TEAM

RANK	TOTAL	PLAYER/OPPONENT	DATE
1.	37	Ali Day vs. #13 Alabama	3-18-95
2.	36	Katie Meier vs. #13 NC State	2-3-87
3.	35	Reigan Richardson vs. #8 OU	11-27-24
	35	Michele Van Gorp vs. #19 Clemson	2-14-99
5.	33	Elizabeth Williams vs. #12 UNC	1-25-15
6.	31	Monique Currie vs. #4 Maryland	2-13-06
	31	Alana Beard vs. #15 UNC	2-14-04
8.	30 (4x)	last by Ashlon Jackson vs. #9 KState	11-25-24

HIGHEST SCORING DUOS

RANK	TOTAL	PLAYER/OPPONENT	DATE
1.	67	A. Day (37) & K. Orr (30) vs. Alabama	3-18-95
2.	58	C. Moreland (31) & C. Mikels (27) vs. UNCW	2-23-85
3.	57	R. Greenwell (30) & L. Brown (27) vs. Longwood	11-5-16
4.	56	L. Brown (32) & R. Greenwell (24) vs. ODU	11-22-16
	56	K. Meier (30) & C. Moreland (26) vs. NC State	2-3-87
6.	55	M. Currie (43) & M. Williams (12) vs. Miami	2-19-06
	55	M. Currie (30) & A. Beard (25) vs. UNC	2-4-02
	55	A. Beard (35) & I. Tillis (20) vs. Maryland	1-2-02
	55	C. Kauffman (35) & A. Day (20) vs. UNC Asheville	11-30-94
10.	54 (2x)	last by A. Beard (31) & M. Currie (23) vs. UNC	1-24-02

STEALS

RANK	TOTAL	PLAYER/OPPONENT	DATE
1.	10	Celeste Taylor vs. Colorado	3-20-23
	10	Alexis Jones vs. Notre Dame	2-2-14
	10	Abby Waner vs. Utah Valley	12-18-07
4.	9	Chelsea Gray vs. Clemson	1-24-13
	9	Missy Anderson vs. Drake	12-28-92
	9	Kim Matthews vs. Davidson	2-2-79
7.	8 (10x)	last by Lexie Brown at Miami	12-31-17

POINTS VS. TOP-10 TEAM

RANK	TOTAL	PLAYER/OPPONENT	DATE
1.	35	Reigan Richardson vs. #8 OU	11-27-24
2.	31	Monique Currie vs. #4 Maryland	2-13-06
3.	30	Ashlon Jackson vs. #9 K-State	11-25-24
	30	Lexie Brown vs. #9 Florida State	2-19-18
5.	29	Rebecca Greenwell vs. #3 S. Carolina	12-4-16
	29	Jasmine Thomas vs. #3 Ohio State	12-3-09
	29	Lindsey Harding vs. #6 Maryland	2-18-07
	29	Alana Beard vs. #4 Tennessee	4-6-03
9.	28 (7x)	last by Reigan Richardson at #7 Ohio State	3-24-24

POINTS IN A SEASON OPENER

RANK	TOTAL	PLAYER/OPPONENT	DATE
1.	30	Chris Moreland vs. N.C. Central	11-20-84
2.	28	Reigan Richardson vs. Richmond	11-6-23
	28	Rebecca Greenwell at Liberty	11-11-16
	28	Chante Black at Oklahoma State	11-14-08
	28	Katie Meier vs. Illinois	11-25-89
6.	27	Katie Meier vs. Wisconsin	11-27-87
7.	26	Katie Meier vs. Florida	11-28-86
8.	23	Zeki Blanding vs. Montana	11-26-94
9.	23	Sue Harnett vs. Eastern Washington	11-25-88
10.	22 (3x)	last by O. Okananwa vs. Richmond	11-6-23

BLOCKS

RANK	TOTAL	PLAYER/OPPONENT	DATE
1.	12	Elizabeth Williams at WFU	1-6-12*
2.	11	Sarah Sullivan vs. Richmond	1-22-83
3.	9	Elizabeth Williams vs. Albany	3-20-15
	9	Alison Bales vs. Penn State	11-21-06
5.	8 (7x)	last by Azurá Stevens vs. Winthrop	11-15-15

POINTS VS. TOP-5 TEAM

RANK	TOTAL	PLAYER/OPPONENT	DATE
1.	31	Monique Currie vs. #4 Maryland	2-13-06
2.	29	Rebecca Greenwell vs. #3 South Carolina	12-4-16
	29	Jasmine Thomas vs. #3 Ohio State	12-3-09
	29	Alana Beard vs. #4 Tennessee	4-6-03
5.	28	Tricia Liston vs. #5 Kentucky	12-22-13
	28	Lindsey Harding vs. #1 Maryland	1-13-07
7.	27	Nicole Erickson vs. #5 UNC	2-12-97
8.	26	Miela Goodchild at #5 Notre Dame	2-21-19
	26	Monique Currie vs. #4 UNC	3-7-05
	26	Alana Beard vs. #2 Connecticut	2-1-03

MOST 1ST QUARTER POINTS

RANK	TOTAL	PLAYER/OPPONENT	DATE
1.	14	Lexie Brown vs. Boston College	1-25-18
	14	Lexie Brown vs. Longwood	11-15-16
	14	Rebecca Greenwell vs. Wake Forest	1-7-16
4.	13	Reigan Richardson vs. Richmond	3-22-24
	13	Lexie Brown vs. Ohio State	11-30-17
	13	Lexie Brown at Georgia Tech	1-5-17
7.	12	Haley Gorecki at Pittsburgh	2-13-20
	12	Rebecca Greenwell at Grand Canyon	11-12-17
	12	Lexie Brown at Notre Dame	1-26-17
10.	11 (4x)	last by Miela Goodchild vs. Penn	11-29-19

INDIVIDUAL SINGLE GAME RECORDS

MOST 2ND QUARTER POINTS

RANK	TOTAL	PLAYER/OPPONENT	DATE
1.	16	Ashlon Jackson vs. K-State	11-25-24
	16	Haley Gorecki vs. Davidson	11-27-19
3.	14	Elizabeth Balogun at FGCU	12-11-22
	14	Celeste Taylor at WFU	1-5-23
5.	13	Lexie Brown at WFU	1-11-18
	13	Haley Gorecki at Louisville	1-4-18
7.	12 (6x)	last by Miela Goodchild vs. ECU	12-5-20

MOST 2ND QUARTER REBOUNDS

RANK	TOTAL	PLAYER/OPPONENT	DATE
1.	7	Azura Stevens vs. WCU	12-29-15
2.	6	Oluchi Okananwa at NC State	2-3-25
	6	Delaney Thomas vs. NC Central	11-26-23
	6	Leaonna Odom vs. Penn	11-29-19
	6	Leaonna Odom at Northwestern	11-11-18
	6	Erin Mathias at Georgia	3-19-18
	6	Erin Mathias at GCU	11-12-17
	6	Faith Suggs at WFU	2-14-16
	6	Azura Stevens vs. UNC	1-24-16
	6	Azura Stevens at Syracuse	1-3-16

MOST 2ND QUARTER ASSISTS

RANK	TOTAL	PLAYER/OPPONENT	DATE
1.	5	Lexie Brown at Clemson	2-11-18
	5	Kyra Lambert at UNC	2-28-16
3.	4	Taina Mair vs. Georgia Tech	3-7-24
	4	Taina Mair at Syracuse	2-22-24
	4	Haley Gorecki at Pittsburgh	2-13-20
	4	Haley Gorecki at Virginia	2-10-19
	4	Mikayla Boykin vs. FGCU	12-30-18
	4	Lexie Brown vs. Georgia Tech	2-1-18
	4	Lexie Brown at ODU	11-22-17
	4	Angela Salvadores vs. Liberty	12-17-15
9.	3 (18x)	last by Ashlon Jackson at WFU	2-13-25

MOST 3RD QUARTER POINTS

RANK	TOTAL	PLAYER/OPPONENT	DATE
1.	15	Reigan Richardson vs. Richmond	11-6-23
	15	Rebecca Greenwell vs. UNC	2-25-18
3.	14	Haley Gorecki at Virginia	1-9-20
	14	Lexie Brown vs. Florida State	2-19-18
5.	13	Vanessa de Jesus at Richmond	12-4-22
6.	12 (8x)	last by Reigan Richardson vs. S. Carolina	12-3-23

MOST 3RD QUARTER REBOUNDS

RANK	TOTAL	PLAYER/OPPONENT	DATE
1.	8	Amber Henson vs. UNC	1-24-16
2.	7	Azura Stevens vs. Winthrop	11-15-15
3.	6	Shayeann Day-Wilson vs. UNC	1-27-22
	6	Jade Williams vs. WCU	11-29-20
	6	O. Akinbode-James vs. Longwood	11-25-20
	6	Leaonna Odom vs. UNC	2-6-20
	6	Oderah Chidom vs. Virginia	3-3-16
7.	5 (14x)	last by J.Donovan at SMU	1-23-25

MOST 3RD QUARTER ASSISTS

RANK	TOTAL	PLAYER/OPPONENT	DATE
1.	5	Haley Gorecki at Maine	11-15-18
	5	Lexie Brown vs. UNC	2-25-18
3.	4	Shayeann Day-Wilson vs. Iona	3-18-23
	4	Lexie Brown at Louisville	1-4-18
	4	Jade Williams at Louisville	1-4-18
	4	Lexie Brown at GCU	11-12-17
	4	Lexie Brown at WFU	2-16-17
	4	Lexie Brown at Pepperdine	11-27-16
9.	3 (16x)	last by Taina Mair vs. Stanford	1-9-25

MOST 4TH QUARTER POINTS

RANK	TOTAL	PLAYER/OPPONENT	DATE
1.	16	Miela Goodchild vs. Troy	11-24-19
2.	14	Shayeann Day-Wilson at FSU	1-29-23
	14	Shayeann Day-Wilson at UNC	1-19-23
	14	Rebecca Greenwell vs. Boston College	1-17-16
4.	13	Toby Fournier at WFU	2-13-25
	13	Miela Goodchild vs. UNC	1-27-22
	13	Haley Gorecki at NC State	2-24-20
	13	Leaonna Odom at Clemson	1-19-20
	13	Rebecca Greenwell vs. Longwood	11-15-16
9.	12	Lexie Brown at ODU	11-22-17
	12	Kyra Lambert vs. Notre Dame	3-4-16

MOST 4TH QUARTER REBOUNDS

RANK	TOTAL	PLAYER/OPPONENT	DATE
1.	7	Toby Fournier vs. Cal	1-16-25
	7	Jade Williams vs. Troy	11-28-21
	7	Imani Lewis vs. UNCW	11-14-21
	7	Leaonna Odom vs. FSU	2-19-18
5.	6 (7x)	last by O. Okananwa vs. NC State	3-8-24

MOST 4TH QUARTER ASSISTS

RANK	TOTAL	PLAYER/OPPONENT	DATE
1.	8	Kyra Lambert at UNC	2-26-17
2.	6	Mikayla Boykin at Georgia Tech	1-10-19
3.	5	Haley Gorecki at Clemson	1-19-20
4.	4	Oluchi Okananwa vs. Wofford	12-18-24
	4	Oluchi Okananwa vs. NC Central	11-26-23
	4	Vanessa de Jesus at Clemson	2-20-22
	4	Mikayla Boykin vs. Boston College	3-6-20
	4	Kyra Lambert vs. Boston College	1-17-16
9.	3 (22x)	last by Emma Koabel at WFU	2-13-25

MOST 1ST QUARTER REBOUNDS

RANK	TOTAL	PLAYER/OPPONENT	DATE
1.	7	O. Akinbode-James vs. Davidson	11-27-19
	7	O. Akinbode-James at Wisconsin	11-28-18
3.	6	Jadyn Donovan vs. Wofford	12-18-24
	6	Jadyn Donovan at Syracuse	2-22-24
	6	Oluchi Okananwa vs. FSU	1-25-24
	6	Bego Fax Dalvalos at Clemson	2-11-18
	6	Rebecca Greenwell vs. Notre Dame	2-4-18
	6	Oderah Chidom at Pennsylvania	11-13-15
8.	5 (10x)	last by Toby Fournier at UNC	1-9-25

MOST 1ST QUARTER ASSISTS

RANK	TOTAL	PLAYER/OPPONENT	DATE
1.	6	Reigan Richardson Wofford	12-18-24
2.	5	Lexie Brown vs. Syracuse	2-10-17
	5	Lexie Brown at Pepperdine	11-27-16
4.	4 (15x)	last by Taina Mair at Syracuse	2-22-24

MOST 1ST QUARTER BLOCKS

RANK	TOTAL	PLAYER/OPPONENT	DATE
1.	4	Kennedy Brown vs. FSU	1-25-24
2.	3	O. Akinbode-James vs. Virginia	1-23-22
	3	O. Akinbode-James at UNLV	11-14-19
	3	Kendall Cooper vs. Pittsburgh	2-12-17
	3	Oderah Chidom at Vanderbilt	11-27-16
	3	Oderah Chidom vs. Boston College	1-17-16
6.	2 (15x)	last by Jadyn Donovan vs. Richmond	3-22-24

INDIVIDUAL SINGLE GAME RECORDS

MOST 2ND QUARTER BLOCKS

RANK	TOTAL	PLAYER/OPPONENT	DATE
1.	4	Jade Williams vs. Georgia Tech	2-1-18
2.	3	Jadyn Donovan vs. S. Carolina	12-3-23
	3	Kennedy Brown vs. Clemson	1-12-23
	3	Erin Mathias vs. Virginia Tech	1-18-18
	3	Oderah Chidom vs. UNC	1-12-17
	3	Lexie Brown vs. Longwood	11-15-16
7.	2 (11x)	last by Camilla Emsbo vs. CCU	11-9-23

MOST 2ND QUARTER STEALS

RANK	TOTAL	PLAYER/OPPONENT	DATE
1.	4	Celeste Taylor vs. Colorado	3-20-23
	4	Lexie Brown at Georgia Tech	1-5-17
3.	3 (9x)	last by Taina Mair vs. Cal	1-16-25

MOST 3RD QUARTER BLOCKS

RANK	TOTAL	PLAYER/OPPONENT	DATE
1.	4	O. Akinbode-James vs. Clemson	2-28-19
2.	3	Jadyn Donovan vs. Toledo	12-20-23
	3	O. Akinbode-James vs. Davidson	11-27-19
	3	Leaonna Odom at Notre Dame	2-21-19
	3	Kendall Cooper at Pepperdine	11-27-16
	3	Oderah Chidom at LBSU	11-25-16
	3	Oderah Chidom at Liberty	11-11-16
	3	Amber Henson vs. Virginia	2-4-16
9.	2 (14x)	last by Jadyn Donovan at Virginia	1-12-25

MOST 3RD QUARTER STEALS

RANK	TOTAL	PLAYER/OPPONENT	DATE
1.	4	Oluchi Okananwa at UNC	1-9-25
	4	Haley Gorecki at Maine	11-15-18
3.	3 (12x)	last by Celeste Taylor vs. Colorado	3-20-23

MOST 4TH QUARTER BLOCKS

RANK	TOTAL	PLAYER/OPPONENT	DATE
1.	3	O. Akinbode-James at WFU	2-24-19
	3	O. Akinbode-James vs. Elon	11-18-18
3.	2 (13x)	last by J. Donovan at SMU	1-23-25

MOST 4TH QUARTER STEALS

RANK	TOTAL	PLAYER/OPPONENT	DATE
1.	4	Mikayla Boykin vs. Notre Dame	1-16-20
	4	Haley Gorecki vs. Syracuse	1-27-19
3.	3	Taina Mair at Louisville	1-4-24
	3	Jordan Wood vs. CCU	11-9-23
	3	Imani Lewis vs. Winthrop	11-9-21
	3	Leaonna Odom vs. Virginia	2-20-20
	3	Miela Goodchild at Texas A&M	11-10-19
8.	2 (31x)	last by Emma Koabel vs. Clemson	1-23-25

MOST 1ST QUARTER STEALS

RANK	TOTAL	PLAYER/OPPONENT	DATE
1.	3	Lexie Brown vs. Connecticut	3-24-18
	3	Lexie Brown vs. Georgia	3-19-18
	3	Lexie Brown vs. High Point	11-16-17
	3	Leaonna Odom vs. Longwood	11-15-16
	3	Kyra Lambert at Liberty	11-11-16
6.	2 (24x)	last by Delaney Thomas at SMU	1-23-25

FRESHMAN SINGLE GAME RECORDS

POINTS

RANK	TOTAL	PLAYER/OPPONENT	DATE
1.	33	Alana Beard at Maryland	1-14-01
2.	31	Chris Moreland at UNCW	2-23-85
	31	Stacy Hurd vs. WFU	12-8-80
4.	30	Monique Currie vs. UNC	3-4-02
	30	Chris Moreland vs. N.C. Central	11-20-84
6.	29	Alana Beard vs. Georgia Tech	1-11-01
	29	Chris Moreland at Clemson	3-1-85
8.	28	Jenni Kraft vs. Cleveland St.	12-2-88
9.	27 (4x)	last by Toby Fournier vs. VT	12-8-24

ASSISTS

RANK	TOTAL	PLAYER/OPPONENT	DATE
1.	11	Patti Thomasson vs. App State	2-2-80
2.	10	Alexis Jones vs. Miami	1-31-13
	10	Abby Waner at San Diego	12-30-05
	10	Wanisha Smith vs. Miami	2-24-05
	10	Krista Gingrich vs. Temple	12-12-98
	10	Patti Thomasson vs. Connecticut	1-11-80
7.	9	Alexis Jones at Maryland	2-24-13
	9	Sheana Mosch vs. Elon	12-2-99
9.	8 (10x)	last by Angela Salvadores vs. Liberty	12-17-16

FIELD GOAL ATTEMPTS

RANK	TOTAL	PLAYER/OPPONENT	DATE
1.	23	Dana McDonald vs. NC State	1-10-90
2.	21	Azurá Stevens at WFU	2-5-15
3.	20	Alana Beard vs. Iowa State	12-30-00
	20	Zeki Blanding vs. UNC Asheville	12-11-91
5.	19	Rebecca Greenwell at Texas A&M	11-30-14
	19	Alexis Jones at Maryland	2-24-13
	19	Sheana Mosch vs. Russian Juniors	11-6-99
	19	Jennifer Scanlon vs. Florida State	1-3-93
9.	18 (10x)	last by Rebecca Greenwell vs. Marquette	11-23-14

TOTAL REBOUNDS

RANK	TOTAL	PLAYER/OPPONENT	DATE
1.	17	Elizabeth Williams vs. Purdue	12-1-11
2.	16	Elizabeth Williams at WFU	1-6-12
	16	Chante Black vs. Clemson	2-17-05
4.	15	Jadyn Donovan at Syracuse	2-22-24
	15	Chris Moreland at N.C. State	1-22-85
	15	Chris Moreland vs. WFU	1-19-85
7.	14 (10x)	last by O. Akinbode-James vs. Clemson	2-28-19

BLOCKS

RANK	TOTAL	PLAYER/OPPONENT	DATE
1.	12	Elizabeth Williams at WFU	1-6-12
2.	11	Sarah Sullivan vs. Richmond	1-22-83
3.	8	Elizabeth Williams at Boston College	2-9-12
	8	Krystal Thomas at Charlotte	11-27-10
5.	7	Elizabeth Williams vs. NC State	3-2-12
	7	Elizabeth Williams vs. Notre Dame	11-26-11
7.	6	O. Akinbode-James vs. Clemson	2-28-19
	6	Jade Williams vs. Georgia Tech	2-1-18
	6	Elizabeth Williams vs. UNC	2-6-12
	6	Krystal Thomas vs. USF	11-15-07

FIELD GOAL PERCENTAGE (MIN. 5 ATTEMPTS)

RANK	PCT.	PLAYER/OPPONENT	DATE
1.	1.000 (10-10)	Elizabeth Williams vs. USC Upstate	12-11-11
	1.000 (8-8)	Allison Vernerey vs. Virginia	2-26-10
	100.0 (7-7)	Kendall Cooper vs. Winthrop	3-22-14
	1.000 (6-6)	Chante Black vs. Holy Cross	1-4-05
	1.000 (6-6)	Rochelle Parent vs. MTSU	3-24-98
	1.000 (5-5)	Chelsea Gray vs. DePaul	3-27-11
	100.0 (5-5)	Mistie Bass vs. Arkansas	11-30-02
	100.0 (5-5)	Rochelle Parent vs. Georgia Tech	2-27-98
	100.0 (5-5)	Tyish Hall vs. UNC	1-19-94
	100.0 (5-5)	Tyish Hall vs. East Carolina	1-5-94
	100.0 (5-5)	Sue Harnett vs. Winthrop	12-9-87

OFFENSIVE REBOUNDS

RANK	TOTAL	PLAYER/OPPONENT	DATE
1.	11	Bridgette Mitchell vs. Northeastern	11-11-06
2.	9	Leaonna Odom at Pepperdine	11-27-16
	8	Azurá Stevens at Notre Dame	2-16-15
	8	Joy Cheek vs. UNC	2-25-07
5.	7	Jadyn Donovan at Syracuse	2-22-24
	7	Bridgette Mitchell vs. Boston College	2-15-07
	7	Chante Black at Maryland	2-13-05
	7	Rebecca Greenwell at UNC	1-25-05
	7	Chante Black vs. Davidson	11-12-04
	7	Tyish Hall at Clemson	1-23-94

STEALS

RANK	TOTAL	PLAYER/OPPONENT	DATE
1.	9	Katie Meier vs. Radford	1-4-86
	9	Kim Matthews vs. Davidson	2-12-79
3.	8	Kim Matthews vs. Guilford	12-4-78
4.	7	Rebecca Greenwell at Alabama	11-16-14
	7	Alana Beard vs. UWM	3-17-01
	7	Alana Beard vs. Maryland	2-15-01
	7	Katie Meier vs. N.C. State	1-21-86
	7	Tara McCarthy vs. App State	1-28-78
9.	6 (10x)	last by Alexis Jones vs. VT	1-16-13

FREE THROWS

RANK	TOTAL	PLAYER/OPPONENT	DATE
1.	14	Monique Currie vs. UNC	3-4-02
2.	13	Jenni Kraft vs. Cleveland St.	12-2-88
3.	11	Alexis Jones vs. UNC	3-3-13
	11	Sheana Mosch vs. WKU	3-20-00
	11	Jenni Kraft vs. Stanford	12-20-88
6.	10	Wanisha Smith vs. Jacksonville St.	12-15-04
	10	Monique Currie vs. WFU	1-6-02
	10	Monique Currie at Georgia Tech	12-20-01
	10	Jenni Kraft vs. Connecticut	12-9-88
10.	9 (7x)	last by Toby Fournier vs. Cal	1-16-25

DEFENSIVE REBOUNDS

RANK	TOTAL	PLAYER/OPPONENT	DATE
1.	12	Chante Black vs. Clemson	2-17-05
2.	11	Haley Peters vs. USC	11-15-10
	11	Monique Currie vs. Norfolk State	3-15-02
	11	Iciss Tillis at Florida State	1-8-01
5.	10	O. Akinbode-James at Wisconsin	11-28-18
	10	Azurá Stevens vs. Pittsburgh	1-29-15
	10	Chante Black vs. South Florida	11-14-04
8.	9 (14x)	last by O. Akinbode-James vs. Clemson	2-28-19

FIELD GOALS

RANK	TOTAL	PLAYER/OPPONENT	DATE
1.	13	Zeki Blanding vs. UNC Asheville	12-11-91
2.	12	Toby Fournier vs. VT	12-8-24
	12	Alana Beard vs. Georgia Tech	1-11-01
	12	Alana Beard at Maryland	1-14-01
	12	Alana Beard vs. Iowa State	12-30-00
6.	11	Azurá Stevens at WFU	2-5-15
	11	Alana Beard vs. Maryland	2-15-01
	11	Katie Meier at Clemson	1-13-86
	11	Katie Meier at Georgia Tech	1-11-86
10.	10 (5x)	last by Toby Fournier vs. Belmont	11-21-24

FREE THROW ATTEMPTS

RANK	TOTAL	PLAYER/OPPONENT	DATE
1.	14	Monique Currie vs. UNC	3-4-02
	14	Jenni Kraft vs. Cleveland St.	12-2-88
3.	13	Allison Vernerey vs. JMU	12-18-09
4.	12	Alexis Jones vs. UNC	3-3-13
	12	Payton Black vs. Pepperdine	11-24-95
	12	Jenni Kraft vs. Stanford	12-20-88
7.	11 (6x)	last by Wanisha Smith vs. JSU	12-15-04

FRESHMAN SINGLE GAME RECORDS

FREE THROW PERCENTAGE

RANK	PCT.	PLAYER/OPPONENT	DATE
1.	1.000 (14-14)	Monique Currie vs. UNC	3-4-02
	1.000 (11-11)	Sheana Mosch vs. WKU	3-20-00
	1.000 (10-10)	Monique Currie at Georgia Tech	12-30-01
	1.000 (10-10)	Jenni Kraft vs. Connecticut	12-9-88
	1.000 (9-9)	Lindsey Harding vs. UNC	3-10-03
	1.000 (8-8)	Azurá Stevens vs. WFU	3-6-15
	1.000 (8-8)	Rebecca Greenwell at Alabama	11-16-14
	1.000 (8-8)	Alana Beard at Clemson	12-9-00
	1.000 (8-8)	Payton Black vs. Florida State	12-6-95
	1.000 (7-7)	Rebecca Greenwell at Florida State	1-11-15
	1.000 (7-7)	Joy Cheek at WFU	2-11-07
	1.000 (7-7)	Jenni Kraft vs. Maryland	1-14-89

3-PT FIELD GOALS

RANK	TOTAL	PLAYER/OPPONENT	DATE
1.	8	Shayeann Day-Wilson vs. Troy	11-28-21
	8	Miela Goodchild at Notre Dame	2-21-19
3.	6	Miela Goodchild vs. Pittsburgh	2-3-19
	6	Rebecca Greenwell vs. Albany	3-20-15
5.	5	Miela Goodchild vs. Pittsburgh	3-6-19
	5	Miela Goodchild at Boston College	1-31-19
	5	Abby Waner vs. Colorado St.	12-22-05
	5	Krista Gingrich vs. Florida State	12-2-98
	5	Jenni Kraft at WFU	2-27-89
10.	4 (25x)	last by Miela Goodchild at WFU	2-24-19

3-PT FIELD GOAL ATTEMPTS

RANK	TOTAL	PLAYER/OPPONENT	DATE
1.	14	Shayeann Day-Wilson vs. Troy	11-28-21
	14	Miela Goodchild at Notre Dame	2-21-19
3.	11	Miela Goodchild vs. WFU	1-24-19
	11	Rebecca Greenwell vs. Albany	3-20-15
	11	Rebecca Greenwell at NC State	2-22-15
	11	Dana McDonald vs. NC State	1-10-90
7.	10	Shayeann Day-Wilson vs. Troy	11-28-21
	10	Rebecca Greenwell at Virginia	2-12-15
9.	9 (3x)	last by Miela Goodchild vs. Clemson	2-28-19

3-PT PERCENTAGE (MIN. 3 MAKES)

RANK	PCT.	PLAYER/OPPONENT	DATE
1.	1.000	Rometra Craig vs. UW-Milwaukee	3-17-01
	1.000	Oluchi Okananwa vs. Georgia Tech	1-14-24
	1.000	Oluchi Okananwa vs. FGCU	12-10-23
4.	.830	Miela Goodchild at Boston College	1-31-19
5.	.800	Shayeann Day-Wilson vs. Troy	11-28-21
	.800	Miela Goodchild vs. UNLV	12-6-18
	.800	Wanisha Smith vs. Georgia Tech	1-17-05
	.800	Rebecca Greenwell at Florida State	1-11-15
	.800	Rebecca Greenwell vs. N.C. A&T	1-2-15
10.	.750 (8x)	last by Vanessa de Jesus vs. W. Carolina	11-29-20

1 RADFORD #11 DUKE

36
• 89

CAMERON INDOOR STADIUM / DURHAM, N.C.

2 #11 DUKE LIBERTY

83
• 67

LIBERTY ARENA / LYNCHBURG, VA.



Official Basketball Box Score - Final
Radford at Duke
11/04/24 Cameron Indoor Stadium Durham
2024-25 Women's Basketball

Game Time: 11:00 AM
Game Duration: 2:06
Attendance: 1,137

Officials: Bruce Morris, Toni Potts, Kyla Kasey

Radford - 36

Record: 0-1

NO. Name	Min	FG		FT	Rebounds		Fouls	TP	AS	TO	ST	Blocks	+/-	Shooting By Period
		M/A	M/A		OR	DR								
8 Cate Carlson	F 24:46	2-6	2-6	4-6	0	6	6	2	0	5	0	0	0	-42
10 Taylor Napper	F 22:07	2-6	0-0	1-1	0	1	3	2	5	0	2	0	1	-38
3 Adriana Shipp-Davis	G 23:06	0-3	0-1	2-4	0	3	3	1	4	2	1	6	0	-20
4 Jol Williams	G 20:44	0-7	0-4	0-0	0	1	1	3	1	0	0	4	1	-39
23 Mekayla Firebaugh	G 23:53	1-7	0-3	0-0	0	2	2	3	1	2	3	1	1	-31
21 Ashley Traylor-Walker	F 16:04	2-3	0-0	3-3	0	2	2	3	7	1	4	0	1	-16
5 Kirah Dandridge	18:31	2-2	1-1	0-0	2	1	3	1	0	5	4	1	0	-21
24 Anna Stromberg	16:46	1-1	0-0	0-0	2	2	3	0	2	0	1	0	0	-14
0 Laila Acoc	06:33	0-2	0-0	0-0	0	0	5	4	1	0	0	1	0	-8
2 Reniya Jones	15:51	0-4	0-2	1-2	0	1	1	0	2	1	0	2	0	-13
32 Angelina Nice	01:32	0-0	0-0	0-0	0	0	0	0	0	0	0	0	0	-3
15 Kirby Brown	07:34	0-1	0-0	0-0	0	0	0	0	1	0	0	0	0	-16
11 Ava Sawi	03:33	0-1	0-0	2-2	0	1	1	0	2	2	0	0	0	-4
Team		3	4	7	0	2	2	0	0	0	0	0	0	-4
Totals	10-43	3-17	13-18	6	23	29	24	22	36	5	34	3	2	6-53

Technical Fouls: NONE

Duke - 89

Record: 1-0

NO. Name	Min	FG		FT	Rebounds		Fouls	TP	AS	TO	ST	Blocks	+/-	Shooting By Period	
		M/A	M/A		OR	DR									PF
12 Delaney Thomas	F 19:58	4-8	0-0	4-6	1	2	3	1	3	12	0	3	3	0	20
3 Ashlin Jackson	G 21:00	2-9	0-4	1-2	0	2	2	1	5	2	1	0	0	0	28
4 Jadyin Donovan	G 21:18	4-9	0-0	2-2	3	6	9	2	1	0	2	2	2	2	21
22 Taina Mair	G 22:22	1-5	1-4	0-0	1	3	4	0	2	3	1	0	0	0	27
24 Reagan Richardson	G 20:43	4-9	1-4	2-2	1	2	3	0	2	1	1	1	1	0	27
5 Oluchi Okanarwa	16:17	2-7	1-1	5-7	4	2	6	3	3	10	1	5	0	1	36
13 Jordan Wood	23:14	4-6	0-2	1-2	0	6	8	3	5	13	0	2	0	0	45
15 Emma Koabel	21:03	2-4	1-3	4-4	2	8	2	3	8	1	0	2	1	0	19
35 Toby Fournier	10:11	5-9	0-0	2-1	2	3	5	2	1	0	2	2	1	0	31
2 Vanessa de Jesus	15:55	1-1	0-0	2-2	0	0	0	0	4	2	2	0	0	0	28
7 Louann Battistion	06:39	1-3	0-2	1-2	0	0	0	1	1	3	0	0	0	0	5
53 Olivia Martin	01:20	0-0	0-0	0-0	0	0	1	0	0	0	0	0	0	0	-3
Team		0	0	0	0	0	0	0	0	0	0	0	0	0	
Totals	30-70	4-20	25-35	18	27	45	22	24	89	12	11	19	6	2	53

Technical Fouls: NONE

Biggest lead

Biggest lead	RAD	Duke
	0 (1 st 10:00)	56 (4 th 1:29)
Best Scoring Run	5 (2 nd 0:08)	17 (4 th 5:45)
Lead Changes	0	0
Times Tied	0	0
Time with Lead	00:00	39:37

Period by Period Scoring

Period	1st	2nd	3rd	4th	TOT
Points from Turnovers	9	41			
Paint	10	48			
Second Chance	7	23			
Fast Breaks	1	23			
Bench	17	48			



Official Basketball Box Score - Final
Duke at Liberty
11/07/24 Liberty Arena Lynchburg, Va.
2024-25 Women's Basketball

Game Time: 7:00 PM
Game Duration: 2:12
Attendance: 2,845

Officials: Jody Cantrell, Deanna Jackson, Timothy Bryant

Duke - 83

Record: 2-0

NO. Name	Min	FG		FT	Rebounds		Fouls	TP	AS	TO	ST	Blocks	+/-	Shooting By Period	
		M/A	M/A		OR	DR									PF
12 Delaney Thomas	F 15:10	1-1	0-0	2-2	0	1	1	5	1	4	1	2	3	0	10
3 Ashlin Jackson	G 28:31	7-10	5-7	3-4	2	1	3	0	3	22	6	1	2	0	126
4 Jadyin Donovan	G 25:45	3-9	0-0	0-0	1	2	3	2	0	5	1	1	2	0	14
22 Taina Mair	G 21:22	3-4	2-2	0-0	0	3	3	1	1	8	4	2	2	0	15
24 Reagan Richardson	G 24:26	5-10	1-4	2-2	0	0	0	3	1	13	1	2	0	0	6
5 Oluchi Okanarwa	17:26	0-1	0-1	5-10	3	3	6	5	5	5	3	5	2	1	0
35 Toby Fournier	23:31	5-10	0-0	3-6	2	2	4	1	3	13	0	0	0	0	6
2 Vanessa de Jesus	21:44	1-3	0-1	0-0	1	5	6	0	0	2	3	2	4	0	-1
13 Jordan Wood	15:34	4-6	0-0	2-3	3	1	4	0	3	10	0	1	0	0	2
15 Emma Koabel	05:35	0-1	0-1	0-0	0	0	0	0	2	0	0	1	0	0	-9
7 Louann Battistion	00:56	0-0	0-0	0-0	0	0	0	0	0	0	0	0	0	0	-2
Team		0	2	2	0	2	2	0	0	1					
Totals	29-55	8-16	17-27	12	20	32	19	17	83	19	18	16	1	3	16

Technical Fouls: NONE

Dead Ball Rebounds: 7-0

Liberty - 67

Record: 1-1

NO. Name	Min	FG		FT	Rebounds		Fouls	TP	AS	TO	ST	Blocks	+/-	Shooting By Period	
		M/A	M/A		OR	DR									PF
21 Elisabeth Aegisdottir	F 24:59	1-6	0-0	0-0	7	3	10	2	0	2	2	6	2	0	-14
31 Bella Smuda	C 20:29	2-6	0-0	1-2	0	3	3	0	4	5	0	0	0	0	-10
0 Jordan Hodges	G 26:04	4-6	1-2	0-0	0	2	3	2	1	9	2	5	1	0	0
12 Asia Boone	G 25:58	4-10	1-6	6-8	0	1	1	2	7	15	1	2	1	0	-8
23 Emma Hess	G 20:03	5-9	1-5	0-0	0	0	0	2	11	4	3	1	1	0	4
1 Avery Mills	14:52	2-3	2-2	2-2	0	0	0	1	8	0	1	0	0	0	-8
14 Emily Howard	16:02	1-3	0-0	0-0	1	3	4	0	2	1	2	0	0	0	-8
7 Pien Steenbergen	13:16	2-5	1-3	2-2	0	3	3	4	2	7	0	1	0	0	0
10 Brooke Moore	10:57	2-5	0-2	1-1	0	1	1	1	1	3	0	1	1	0	-12
22 Anna Badosa	10:27	1-1	0-0	1-1	0	0	0	0	1	1	3	0	1	0	-10
4 Claudia Acin	03:29	0-0	0-0	0-0	0	0	0	0	0	0	1	1	1	0	0
11 Caroline Shiry	03:29	0-0	0-0	0-0	0	0	0	0	0	2	0	0	0	0	0
18 Emma Solids	01:45	0-0	0-0	0-0	0	0	0	0	0	0	0	0	0	0	-2
Team		2	1	3	0	0	0	0	0	0	0	0	0	0	
Totals	24-54	6-20	13-16	10	17	27	17	19	67	11	22	8	3	1	-16

Technical Fouls: NONE

Dead Ball Rebounds: 3-0

Biggest lead

Biggest lead	DU	LU
	20 (4 th 7:46)	0 (1 st 10:00)
Best Scoring Run	10 (1 st 5:25)	9 (2 nd 7:24)
Lead Changes	0	0
Times Tied	0	0
Time with Lead	39:46	00:00

Period by Period Scoring

Period	1st	2nd	3rd	4th	TOT
Points from Turnovers	31	24			
Paint	34	22			
Second Chance	14	7			
Fast Breaks	15	9			
Bench	30	25			

3 #11 DUKE #18 MARYLAND

80
• 85

XFINITY CENTER / COLLEGE PARK, MD.

4 DAYTON #16 DUKE

49
• 84

CAMERON INDOOR STADIUM / DURHAM, N.C.



Official Basketball Box Score - Final
Duke at Maryland
11/10/24 XFINITY Center, College Park
2024-25 Women's Basketball

Game Time: 1:00 PM
Game Duration: 2:15
Attendance: 9,042

Officials: Cameron Inouye, Mark Resch, Kyrina Kiyand

Duke - 80

Record: 3-1

NO. Name	Min	FG		FT	Rebounds		Fouls	TP	AS	TO	ST	Blocks	+/-	Shooting By Period
		M/A	M/A		OR	DR								
12 Delaney Thomas	F 27:40	4-6	0-0	1-2	0	5	3	2	9	1	0</			

GAME-BY-GAME BOX SCORES

5

#16 DUKE
SOUTH DAKOTA STATE

75
71

FIRST BANK & TRUST ARENA / BROOKINGS, S.D.

6

BELMONT
#14 DUKE

47
79

CAMERON INDOOR STADIUM / DURHAM, N.C.



Official Basketball Box Score - Final
Duke at South Dakota St.
11/17/24 First Bank & Trust Arena, Brookings

Game Time: 2:30 PM
Game Duration: 2:33
Attendance: 4,582

Officials: Kelsey Reynolds, Kayla Maxey, Nicole Leon

Box score for Duke vs South Dakota State. Includes player stats (Min, FG, 3P, FT, Rebounds, Fouls, TP, AS, TO, ST, Blocks) and Shooting By Period.

Box score for South Dakota State vs Duke. Includes player stats (Min, FG, 3P, FT, Rebounds, Fouls, TP, AS, TO, ST, Blocks) and Shooting By Period.

Summary statistics for Duke vs South Dakota State: Biggest lead, Best Scoring Run, Lead Changes, Times Tied, Time with Lead, Turnovers, Points from Turnovers, Second Chances, Fast Breaks, Bench.



Official Basketball Box Score - Final
Belmont at Duke
11/21/24 Cameron Indoor Stadium Durham

Game Time: 7:00 PM
Game Duration: 1:44
Attendance: 2,147

Officials: Curtis Fountain, Ed Skelley, Kristen Bell

Box score for Belmont vs Duke. Includes player stats (Min, FG, 3P, FT, Rebounds, Fouls, TP, AS, TO, ST, Blocks) and Shooting By Period.

Box score for Duke vs Belmont. Includes player stats (Min, FG, 3P, FT, Rebounds, Fouls, TP, AS, TO, ST, Blocks) and Shooting By Period.

Summary statistics for Belmont vs Duke: Biggest lead, Best Scoring Run, Lead Changes, Times Tied, Time with Lead, Turnovers, Points from Turnovers, Second Chances, Fast Breaks, Bench.

7

#9 KANSAS STATE
#13 DUKE

62
73

LEE'S FAMILY FORUM / HENDERSON, NEV.

8

#8 OKLAHOMA
#13 DUKE

99
109

LEE'S FAMILY FORUM / HENDERSON, NEV.



Official Basketball Box Score - Final
Kansas St. at Duke
11/23/24 Lee's Family Forum, Henderson

Game Time: 12:00 PM
Game Duration: 1:37

Officials: Cameron Inouy, Iniri Robinson, Brenda Pantiaga

Box score for Kansas State vs Duke. Includes player stats (Min, FG, 3P, FT, Rebounds, Fouls, TP, AS, TO, ST, Blocks) and Shooting By Period.

Box score for Duke vs Kansas State. Includes player stats (Min, FG, 3P, FT, Rebounds, Fouls, TP, AS, TO, ST, Blocks) and Shooting By Period.

Summary statistics for Kansas State vs Duke: Biggest lead, Best Scoring Run, Lead Changes, Times Tied, Time with Lead, Turnovers, Points from Turnovers, Second Chances, Fast Breaks, Bench.



Official Basketball Box Score - Final
Oklahoma at Duke
11/27/24 Lee's Family Forum, Henderson

Game Time: 1:30 PM
Game Duration: 2:27

Officials: Roy Gulbayrak, Melissa Barlow, Cameron Inouy

Box score for Oklahoma vs Duke. Includes player stats (Min, FG, 3P, FT, Rebounds, Fouls, TP, AS, TO, ST, Blocks) and Shooting By Period.

Box score for Duke vs Oklahoma. Includes player stats (Min, FG, 3P, FT, Rebounds, Fouls, TP, AS, TO, ST, Blocks) and Shooting By Period.

Summary statistics for Oklahoma vs Duke: Biggest lead, Best Scoring Run, Lead Changes, Times Tied, Time with Lead, Turnovers, Points from Turnovers, Second Chances, Fast Breaks, Bench.

9 COLUMBIA #13 DUKE 61 77 CAMERON INDOOR STADIUM / DURHAM, N.C.

10 #8 DUKE #3 SOUTH CAROLINA 70 81 COLONIAL LIFE ARENA / COLUMBIA, S.C.



Official Basketball Box Score - Final
Columbia at Duke
12/01/24 Cameron Indoor Stadium, Durham
2024-25 Women's Basketball

Game Time: 12:00 PM
Game Duration: 1:50
Attendance: 2,228

Officials: Joseph Vaszly, Brenda Parfiza, Tom Danaher

Columbia - 61

Record: 6-3

Box score table for Columbia vs Duke, listing player stats for Columbia.

Shooting By Period table for Columbia vs Duke.

Technical Fouls table for Columbia vs Duke.

Dead Ball Rebounds: 4, 0



Official Basketball Box Score - Final
Duke at South Carolina
12/05/24 Colonial Life Arena, Columbia
2024-25 Women's Basketball

Game Time: 9:00 PM
Game Duration: 1:50
Attendance: 15,677

Officials: Gina Cross, Roy Gubayan, Talisa Green

Duke - 70

Record: 8-2

Box score table for Duke vs South Carolina, listing player stats for Duke.

Shooting By Period table for Duke vs South Carolina.

Technical Fouls table for Duke vs South Carolina.

Dead Ball Rebounds: 3, 1

Duke - 77

Record: 8-1

Box score table for Duke vs South Carolina, listing player stats for Duke.

Shooting By Period table for Duke vs South Carolina.

Dead Ball Rebounds: 0, 0

South Carolina - 81

Record: 8-1

Box score table for South Carolina vs Duke, listing player stats for South Carolina.

Shooting By Period table for South Carolina vs Duke.

Dead Ball Rebounds: 3, 0

Summary table for Columbia vs Duke game.

Summary table for Duke vs South Carolina game.

Summary table for Duke vs South Carolina game.

Summary table for Duke vs South Carolina game.

Summary table for Duke vs South Carolina game.

11 VIRGINIA TECH #8 DUKE 59 81 CAMERON INDOOR STADIUM / DURHAM, N.C.

12 WOFFORD #9 DUKE 58 93 CAMERON INDOOR STADIUM / DURHAM, N.C.



Official Basketball Box Score - Final
Virginia Tech at Duke
12/09/24 Cameron Indoor Stadium, Durham
2024-25 Women's Basketball

Game Time: 4:00 PM
Game Duration: 1:48
Attendance: 2,328

Officials: Eric Brewster, Tiffany Bird, Bruce Imms

Virginia Tech - 59

Record: 7-3 (0-1)

Box score table for Virginia Tech vs Duke, listing player stats for Virginia Tech.

Shooting By Period table for Virginia Tech vs Duke.

Dead Ball Rebounds: 3, 1



Official Basketball Box Score - Final
Wofford at Duke
12/10/24 Cameron Indoor Stadium, Durham
2024-25 Women's Basketball

Game Time: 7:00 PM
Game Duration: 1:52
Attendance: 1,768

Officials: Saf Ebin, Ashlee Goods, Ashley Birch

Wofford - 58

Record: 6-3

Box score table for Wofford vs Duke, listing player stats for Wofford.

Shooting By Period table for Wofford vs Duke.

Dead Ball Rebounds: 1, 0

Duke - 81

Record: 82 (1-0)

Box score table for Duke vs Virginia Tech, listing player stats for Duke.

Shooting By Period table for Duke vs Virginia Tech.

Dead Ball Rebounds: 4, 0

Duke - 93

Record: 10-2

Box score table for Duke vs Wofford, listing player stats for Duke.

Shooting By Period table for Duke vs Wofford.

Dead Ball Rebounds: 7, 1

Summary table for Virginia Tech vs Duke game.

Summary table for Duke vs Virginia Tech game.

Summary table for Duke vs Virginia Tech game.

Summary table for Duke vs Wofford game.

Summary table for Duke vs Wofford game.

GAME-BY-GAME BOX SCORES

13

#9 DUKE SOUTH FLORIDA

• 56 65

YUENGLING CENTER / TAMPA, FLA.



Official Basketball Box Score - Final Duke at South Fla. 12/12/24 Yuenling Center, Tampa 2024-25 Women's Basketball

Game Time: 12:00 PM Game Duration: 2:59 Officials: Puatani Spurlock-Welsh, Ed Sidzasky, Bruce Morris

Duke - 56

Record: 10-3

Box score table for Duke vs South Florida, listing player stats for FG, 3P, FT, Rebounds, Fouls, TP, AS, TO, ST, Blocks, and Shooting by Period.

Summary statistics table for Duke vs South Florida, including GM FG%, 3PT%, FT%, and Rebounds.

Technical Fouls: NONE

Dead Ball Rebounds: 3

South Fla. - 65

Record: 3-6

Box score table for South Florida vs Duke, listing player stats for FG, 3P, FT, Rebounds, Fouls, TP, AS, TO, ST, Blocks, and Shooting by Period.

Summary statistics table for South Florida vs Duke, including GM FG%, 3PT%, FT%, and Rebounds.

Technical Fouls: NONE

Dead Ball Rebounds: 0

Summary statistics table for Duke vs South Florida, including Biggest lead, Best Scoring Run, Lead Changes, Times Tied, and Time with Lead.

Period by Period Scoring table for Duke vs South Florida, showing points and fouls by quarter.

14

#14 DUKE BOSTON COLLEGE

• 86 59

CONTE FORUM / CHESTNUT HILL, MASS.



Official Basketball Box Score - Final Duke at Boston College 01/02/25 Conte Forum, Chestnut Hill, Mass. 2024-25 Women's Basketball

Game Time: 7:00 PM Game Duration: 2:38 Attendance: 2,273 Officials: Angelica Sullivan, Meadow Overstreet, John Capalio

Duke - 86

Record: 11-3 (2-0)

Box score table for Duke vs Boston College, listing player stats for FG, 3P, FT, Rebounds, Fouls, TP, AS, TO, ST, Blocks, and Shooting by Period.

Summary statistics table for Duke vs Boston College, including GM FG%, 3PT%, FT%, and Rebounds.

Technical Fouls: NONE

Dead Ball Rebounds: 7

Boston College - 59

Record: 10-6 (1-2)

Box score table for Boston College vs Duke, listing player stats for FG, 3P, FT, Rebounds, Fouls, TP, AS, TO, ST, Blocks, and Shooting by Period.

Summary statistics table for Boston College vs Duke, including GM FG%, 3PT%, FT%, and Rebounds.

Technical Fouls: NONE

Dead Ball Rebounds: 10

Summary statistics table for Duke vs Boston College, including Biggest lead, Best Scoring Run, Lead Changes, Times Tied, and Time with Lead.

Period by Period Scoring table for Duke vs Boston College, showing points and fouls by quarter.

15

PITTSBURGH #14 DUKE

• 31 69

CAMERON INDOOR STADIUM / DURHAM, N.C.



Official Basketball Box Score - End of 4th Period Pittsburgh at Duke 01/09/25 Cameron Indoor Stadium, Durham 2024-25 Women's Basketball

Game Time: 12:00 PM Game Duration: 1:55 Attendance: 2,500 Officials: Patru Giosco-Stephens, Bryan Brunetti, Mark Berger

Pittsburgh - 31

Box score table for Pittsburgh vs Duke, listing player stats for FG, 3P, FT, Rebounds, Fouls, TP, AS, TO, ST, Blocks, and Shooting by Period.

Summary statistics table for Pittsburgh vs Duke, including GM FG%, 3PT%, FT%, and Rebounds.

Technical Fouls: NONE

Dead Ball Rebounds: 5

Duke - 69

Box score table for Duke vs Pittsburgh, listing player stats for FG, 3P, FT, Rebounds, Fouls, TP, AS, TO, ST, Blocks, and Shooting by Period.

Summary statistics table for Duke vs Pittsburgh, including GM FG%, 3PT%, FT%, and Rebounds.

Technical Fouls: NONE

Dead Ball Rebounds: 7

Summary statistics table for Duke vs Pittsburgh, including Biggest lead, Best Scoring Run, Lead Changes, Times Tied, and Time with Lead.

Period by Period Scoring table for Duke vs Pittsburgh, showing points and fouls by quarter.

16

#14 DUKE #19 NORTH CAROLINA

• 56 63

CARMICHAEL ARENA / CHAPEL HILL, N.C.



Official Basketball Box Score - Final Duke at North Carolina 01/09/25 Carmichael Arena, Chapel Hill 2024-25 Women's Basketball

Game Time: 7:00 PM Game Duration: 2:24 Attendance: 4,296 Officials: MJ Forsberg, Mark Resch, Talsa Green

Duke - 46

Record: 12-4 (3-1)

Box score table for Duke vs North Carolina, listing player stats for FG, 3P, FT, Rebounds, Fouls, TP, AS, TO, ST, Blocks, and Shooting by Period.

Summary statistics table for Duke vs North Carolina, including GM FG%, 3PT%, FT%, and Rebounds.

Technical Fouls: NONE

Dead Ball Rebounds: 5

North Carolina - 53

Record: 14-3 (2-2)

Box score table for North Carolina vs Duke, listing player stats for FG, 3P, FT, Rebounds, Fouls, TP, AS, TO, ST, Blocks, and Shooting by Period.

Summary statistics table for North Carolina vs Duke, including GM FG%, 3PT%, FT%, and Rebounds.

Technical Fouls: NONE

Dead Ball Rebounds: 6

Summary statistics table for Duke vs North Carolina, including Biggest lead, Best Scoring Run, Lead Changes, Times Tied, and Time with Lead.

Period by Period Scoring table for Duke vs North Carolina, showing points and fouls by quarter.

17 #14 DUKE VIRGINIA

• 60
55

JYP ARENA / CHARLOTTESVILLE, VA.



Official Basketball Box Score - Final
Duke at Virginia
01/18/25 John Paul Jones Arena, Charlottesville
Virginia vs No. 14 Duke Women's Basketball

Game Time: 12:00 PM
Game Duration: 1:52
Attendance: 5,203

Duke - 60
Record: 13-4 (4-1)
Table with columns: NO. Name, Min, FG, 3P, FT, Rebounds, Fouls, TP, AS, TO, ST, Blocks, +/-
Includes team totals and technical fouls.

Virginia - 55
Record: 10-7 (2-3)
Table with columns: NO. Name, Min, FG, 3P, FT, Rebounds, Fouls, TP, AS, TO, ST, Blocks, +/-
Includes team totals and technical fouls.

Summary statistics including Biggest lead, Best Scoring Run, Lead Changes, and Period by Period Scoring.

18 #18 CALIFORNIA #16 DUKE

• 38
72

CAMERON INDOOR STADIUM / DURHAM, N.C.



Official Basketball Box Score - Final
California at Duke
01/16/25 Cameron Indoor Stadium, Durham
2024-25 Women's Basketball

Game Time: 8:00 PM
Game Duration: 1:54
Attendance: 2,428

California - 38
Record: 16-3 (4-2)
Table with columns: NO. Name, Min, FG, 3P, FT, Rebounds, Fouls, TP, AS, TO, ST, Blocks, +/-
Includes team totals and technical fouls.

Duke - 72
Record: 14-4 (5-1)
Table with columns: NO. Name, Min, FG, 3P, FT, Rebounds, Fouls, TP, AS, TO, ST, Blocks, +/-
Includes team totals and technical fouls.

Summary statistics including Biggest lead, Best Scoring Run, Lead Changes, and Period by Period Scoring.

19 STANFORD #16 DUKE

• 49
74

CAMERON INDOOR STADIUM / DURHAM, N.C.



Official Basketball Box Score - Final
Stanford at Duke
01/19/25 Cameron Indoor Stadium, Durham
2024-25 Women's Basketball

Game Time: 1:00 PM
Game Duration: 1:54
Attendance: 4,701

Stanford - 49
Record: 10-8 (2-5)
Table with columns: NO. Name, Min, FG, 3P, FT, Rebounds, Fouls, TP, AS, TO, ST, Blocks, +/-
Includes team totals and technical fouls.

Duke - 74
Record: 15-4 (6-1)
Table with columns: NO. Name, Min, FG, 3P, FT, Rebounds, Fouls, TP, AS, TO, ST, Blocks, +/-
Includes team totals and technical fouls.

Summary statistics including Biggest lead, Best Scoring Run, Lead Changes, and Period by Period Scoring.

20 #14 DUKE SMU

• 81
46

MOODY COLISEUM / DALLAS, TEXAS



Official Basketball Box Score - Final
Duke at SMU
01/23/25 Moody Coliseum, Dallas
2024-25 Women's Basketball

Game Time: 7:00 PM
Game Duration: 1:51
Attendance: 1,496

Duke - 81
Record: 16-4 (7-1)
Table with columns: NO. Name, Min, FG, 3P, FT, Rebounds, Fouls, TP, AS, TO, ST, Blocks, +/-
Includes team totals and technical fouls.

SMU - 46
Record: 10-10 (2-5)
Table with columns: NO. Name, Min, FG, 3P, FT, Rebounds, Fouls, TP, AS, TO, ST, Blocks, +/-
Includes team totals and technical fouls.

Summary statistics including Biggest lead, Best Scoring Run, Lead Changes, and Period by Period Scoring.

GAME-BY-GAME BOX SCORES

21

#14 DUKE #18 GEORGIA TECH

55 50

MCAMISH PAVILION / ATLANTA, GA.

Official Basketball Box Score - Final
Duke at Georgia Tech
01/25/25 McCash Pavilion, Atlanta
Georgia Tech vs. Duke

Game Time: 2:00 PM
Game Duration: 1:5
Attendance: 4,300

Officials: Eric Brewton, Bryan Brunetta, Kristen Ba

NO. Name	Min	FG M-A	3P M-A	FT M-A	Rebounds			Fouls			TP	AS	TO	ST	Blocks			+/-
					OR	DR	TOT	FF	PF	FD					BS	BA	BL	
12 Delaney Thomas	F 26:32	6-11	0-0	0-0	5	3	8	2	3	12	2	0	0	2	1	-6		
3 Ashlyn Jackson	G 29:58	0-8	0-4	4-4	1	1	2	1	3	4	2	2	1	1	-1	-1		
4 Jadyon Donovan	G 22:18	2-3	0-0	0-0	1	5	6	0	0	4	3	2	0	1	0	-1		
22 Taina Mair	G 31:43	5-11	2-3	0-0	1	2	3	1	2	12	5	1	1	1	0	6		
24 Reagan Richardson	G 28:16	2-10	1-3	0-0	1	1	2	1	1	3	5	2	1	1	1	0		
5 Oluchi Okanwa	23:47	5-11	0-1	2-2	3	3	6	2	1	12	2	2	1	0	1	7		
13 Jordan Wood	03:42	0-1	0-1	0-0	0	0	0	1	0	0	0	0	0	0	0	3		
35 Toby Fournier	27:14	3-5	0-0	0	8	8	0	1	6	0	3	0	0	0	0	14		
2 Vanessa de Jesus	06:30	0-1	0-0	0-0	0	0	0	1	0	0	1	0	0	0	0	3		
Team					0	1	1	0	0	0	0	0	0	0	0			
Totals		23-61	3-12	6-6	11	23	34	11	13	55	17	11	4	6	4	5		

Technical Fouls: NONE

NO. Name	Min	FG M-A	3P M-A	FT M-A	Rebounds			Fouls			TP	AS	TO	ST	Blocks			+/-
					OR	DR	TOT	FF	PF	FD					BS	BA	BL	
0 Zoeshia Smith	F 37:55	8-13	0-0	0-0	5	8	13	1	1	16	0	1	1	1	3	-4		
20 Ariadna Termis	C 27:19	0-2	0-2	1-1	1	4	5	1	1	0	3	3	0	1	0	2		
1 Chazadi Wright	G 28:31	3-9	1-6	1-1	1	1	2	2	2	8	2	1	1	0	0	1		
5 Tonia Morgan	G 35:16	3-13	0-2	2-2	0	3	3	3	8	5	3	0	1	0	-2			
25 Kara Dunn	G 35:32	3-7	0-1	4-6	1	4	5	3	3	10	1	0	1	2	-3			
3 Dani Carnegie	19:20	1-13	0-9	0	0	3	3	1	1	2	3	4	1	0	-9			
13 Kayla Blackshear	14:23	3-6	0-0	0-0	3	4	1	0	6	0	1	0	0	0	-8			
35 Tianna Thompson	01:43	0-0	0-0	0-0	0	0	0	1	0	0	0	0	0	0	-2			
Team					7	3	10	0	0	0	0	1	0	0	0			
Totals		21-63	1-20	7-9	18	27	45	13	11	50	14	14	4	4	6	-5		

Technical Fouls: NONE

Biggest lead			Points from			Period by Period Scoring				
6 (4 th 4:02)			6 (1 st 5:55)			1st 2nd 3rd 4th TOT				
Best Scoring Run			Turnovers			DUKE 17 14 14 10 55				
11 (2 nd 7:41)			34 34			GT 18 9 18 5 50				
Lead Changes			Second Chance							
5			10 15							
Times Tied			Fast Breaks							
7			8 2							
Time with Lead			Bench							
22:29			18 8							
DUKE			GT							
6 (1 st 5:55)			10 9							
11 (2 nd 7:41)			10 15							
5			8 2							
7			18 8							
22:29			18 8							

22

#10 DUKE #14 NC STATE

83 89

REYNOLDS COLISEUM / RALEIGH, N.C.

Official Basketball Box Score - Final
Duke at NC State
02/02/25 Reynolds Coliseum, Raleigh
2024-25 Women's Basketball

Game Time: 7:00 PM
Game Duration: 2:14
Attendance: 5,500



Officials: Doo Karner, Joseph Vaszy, Angelica Sullivan

NO. Name	Min	FG M-A	3P M-A	FT M-A	Rebounds			Fouls			TP	AS	TO	ST	Blocks			+/-
					OR	DR	TOT	FF	PF	FD					BS	BA	BL	
12 Delaney Thomas	F 22:07	3-7	0-0	0-0	1	0	1	0	0	6	0	0	0	0	0	5		
3 Ashlyn Jackson	G 38:43	8-25	6-14	1-2	0	2	2	2	23	2	1	0	0	3	-7			
4 Jadyon Donovan	G 29:20	3-5	0-0	0-0	4	6	10	2	0	6	6	1	0	1	0	8		
22 Taina Mair	G 23:24	8-12	4-5	1-2	1	2	4	1	21	5	0	3	0	0	-4			
24 Reagan Richardson	G 08:26	1-3	0-0	0-0	1	1	2	1	0	2	2	0	0	0	-4			
35 Toby Fournier	25:32	3-9	0-1	5-10	3	1	4	2	8	11	1	2	0	1	1	17		
5 Oluchi Okanwa	32:10	4-11	0-2	1-2	5	5	10	3	2	9	3	1	3	0	-5			
13 Jordan Wood	02:54	0-1	0-1	0-0	0	0	1	1	0	0	0	1	0	0	-8			
2 Vanessa de Jesus	15:18	2-2	1-1	0-0	1	1	2	2	0	5	2	2	0	0	0	1		
15 Emma Koebel	02:06	0-0	0-0	0-0	0	0	0	0	0	0	1	0	0	0	1			
Team					7	1	8	0	0	0	0	0	0	0	0			
Totals		32-75	11-24	8-16	22	19	41	22	13	83	19	11	6	2	6	-6		

Technical Fouls: NONE

NO. Name	Min	FG M-A	3P M-A	FT M-A	Rebounds			Fouls			TP	AS	TO	ST	Blocks			+/-
					OR	DR	TOT	FF	PF	FD					BS	BA	BL	
18 Tilda Trygger	F 21:46	2-2	1-1	0-0	0	0	0	0	7	3	0	0	0	0	0	11		
10 Ariahna James	G 35:40	15-19	2-5	4-8	1	5	6	2	8	38	0	5	1	0	0	6		
21 Madison Hayes	G 37:34	2-6	1-4	3-3	2	5	7	1	2	8	1	1	1	1	0	20		
22 Saniya Hayes	G 39:29	5-12	0-1	3-4	0	3	3	1	4	13	4	2	1	2	2	8		
35 Zoe Brooks	G 27:57	6-11	0-1	3-4	2	4	6	3	4	15	3	0	0	1	0	6		
42 Mallory Collier	05:48	1-1	0-0	0-0	1	2	3	0	0	2	0	0	0	0	0	-16		
3 Zamareya Jones	12:34	0-3	0-1	0-0	0	0	0	0	1	0	2	0	0	0	0	-2		
11 Maddie Cox	02:26	0-0	0-0	0-0	0	0	0	0	0	0	0	1	0	0	0	-14		
0 Devyn Quigley	04:20	1-1	0-0	0-0	1	0	1	0	0	2	0	0	0	0	0	0		
1 Lorena Awou	11:26	4-4	0-0	0-2	2	2	4	3	3	8	0	1	0	1	0	11		
Team					1	2	4	0	0	0	0	0	0	0	0			
Totals		36-59	4-13	13-21	10	26	36	13	22	89	10	15	4	6	2	6		

Technical Fouls: NONE

Biggest lead			Points from			Period by Period Scoring				
13 (2 nd 2:09)			10 (1 st 1:49)			1st 2nd 3rd 4th TOT				
Best Scoring Run			Turnovers			DUKE 17 26 19 21 83				
20 (2 nd 6:02)			34 58			NCSU 24 8 26 31 89				
Lead Changes			Second Chance							
4			29 16							
Times Tied			Fast Breaks							
5			17 36							
Time with Lead			Bench							
22:13			25 12							
DUKE			NCSU							
13 (2 nd 2:09)			10 (1 st 1:49)							
20 (2 nd 6:02)			34 58							
4			29 16							
5			17 36							
22:13			25 12							

23

CLEMSON #10 DUKE

55 74

CAMERON INDOOR STADIUM / DURHAM, N.C.

Official Basketball Box Score - Final
Clemson at Duke
02/09/25 Cameron Indoor Stadium, Durham
2024-25 Women's Basketball

Game Time: 7:00 PM
Game Duration: 1:56
Attendance: 2,411

Officials: Tiffany Bird, Jiles Galka, Mekh Berger

NO. Name	Min	FG M-A	3P M-A	FT M-A	Rebounds			Fouls			TP	AS	TO	ST	Blocks			+/-
					OR	DR	TOT	FF	PF	FD					BS	BA	BL	
22 Tessa Miller	F 19:55	2-2	0-0	0-2	1	4	5	4	4	2	2	0	1	0	-3			
1 Loyall McKeluen	G 36:07	2-8	0-0	1-1	0	1	1	2	5	7	5	1	0	3	-20			
11 Maddie Cluse	G 34:02	7-9	4-5	1-3	0	4	4	2	6	19	0	1	0	0	-15			
12 Ma Moore	G 33:49	2-5	1-1	0-0	2	7	9	3	1	5	2	5	2	0	-7			
14 Addie Porter	G 15:48	0-0	0-0	0-0	2	2	2	0	0	0	1	0	0	0	-4			
5 Hannah Kohn	21:07	1-5	1-8	4-6	0	1	1	0	0	0	1	0	0	0	-14			
31 Anya Poole	16:00	4-5	0-0	3-4	1	1	2	11	1	4	0	1	0	-9				
32 Raven Thompson	05:08	0-0	0-0	0-0	0	0	0	0	0	0	2	0	0	-12				
7 Summah Evans	16:04	1-4	1-2	1-2	1	3	4	1	1	4	1	3	1	0	-11			
Team					1	2	4	0	0	4	0	0	0	0	0			
Totals		19-38	7-13	10-18	5	25	30	17	18	55	13	27	5	2	4	-19		

Technical Fouls: NONE

NO. Name	Min	FG M-A	3P M-A	FT M-A	Rebounds			Fouls			TP	AS	TO	ST	Blocks			+/-
					OR	DR	TOT	FF	PF	FD					BS	BA	BL	
12 Delaney Thomas	F 12:20	0-2	0-0	0-0	0	1	1	3	2	0	0	1	1	1	-1			
3 Ashlyn Jackson	G 31:26	6-12	3-7	0-0	4	4	8	2	15	4	1	2	0	0	14			
4 Jadyon Donovan	G 20:26	1-5	0-0	1-2	1	4	5	1	3	1	2	1	0	0	0	14		
22 Taina Mair	G 21:53	1-3	0-2	0-0	1	0	1	0	2	3	1	1	0	0	0	14		
24 Reagan Richardson	G 30:21	5-13	0-2	2-2	2	3	5	0	3	12	3	1	1	0	7			
35 Toby Fournier	24:08	9-12	0-1	2-2	2	4	6	2	4	20	1	0	2	-12				
5 Oluchi Okanwa	21:25	5-5	2-2	2-2	3	3	6	3	4	14	1	3	0	0	23			
13 Jordan Wood	07:38	0-4	0-2	0-0	0	2	2	1	0	0	0	0	0	0	6			
15 Emma Koebel	19:16	2-5	1-4	0-0	0	2	2	1	5	2	0	3	0	0	16			
2 Vanessa de Jesus	11:09	1-3	1-2	0-0	0	0	0	1	0	3	1	0	0	0	4			
Team					1	0	1	0	0	0	0	0	0	0	0			
Totals		30-64	7-23	7-11	10	18	28	18	17	74	17	8	12	4	2	19		

Technical Fouls: NONE

Biggest lead			Points from			Period by Period Scoring				
3 (1 st 9:20)			10 35			1st 2nd 3rd 4th TOT				
Best Scoring Run			Turnovers			CLE 10 12 16 11 55				
8 (4 th 4:40)			22 40			DU 14 18 23 19 74				
Lead Changes			Second Chance							
3			5 14							
Times Tied			Fast Breaks							
4			6 12							
Time with Lead			Bench							
04:56			22 42							
CLE			DU							

25 #13 **DUKE**
WAKE FOREST • 72
47

LVJM COLISEUM / WINSTON-SALEM, N.C.



Official Basketball Box Score - Final
Duke at Wake Forest
02/19/25 LVJM Coliseum, Winston-Salem
2024-25 Women's Basketball

Game Time: 6:00 PM
Game Duration: 1:58
Attendance: 1,343

Officials: John Capolino, Tom Danaher, Krystof Apellanz

Duke - 72		Record: 20-5 (11-2)													Shooting By Period							
NO.	Name	Min	FG	3P	FT	Rebounds		Fouls		TP	AS	TO	ST	Blocks	+	-	1 st	2 nd	3 rd	4 th	GM	
			M/A	M/A	M/A	OR	DR	PF	FD					BS	BA	FG%	FG%	FG%	FG%	FT%	FT%	
12	Dallaney Thomas	F 25:13	4-6	0-0	1-2	2	4	6	1	8	9	2	1	3	0	2	15	1	3	0	2	29.4%
3	Ashlon Jackson	G 25:59	2-7	1-2	2-2	1	1	2	1	1	7	2	2	0	1	17	3	1	0	1	17	33.3%
4	Jadyn Donovan	G 22:19	4-6	0-0	0-0	2	2	4	4	1	8	0	4	4	1	0	18	0	0	0	0	0%
22	Taina Mair	G 26:38	4-5	1-1	0-0	0	1	1	1	1	9	2	2	0	0	0	13	0	0	0	0	64.3%
24	Reigan Richardson	G 26:42	2-7	0-1	0-0	4	0	4	3	1	4	1	4	1	0	0	12	0	0	0	0	0%
5	Oluchi Okanwa	22:49	6-12	0-1	3-3	1	2	3	2	3	15	2	2	2	0	0	15	6	1	4	42.9%	
35	Toby Fournier	15:31	7-11	0-0	3-4	0	2	2	3	2	17	1	2	1	0	0	12	0	0	0	0	0%
13	Jordan Wood	14:58	0-2	0-0	0-0	0	2	2	2	1	0	1	1	2	0	0	7	0	0	0	0	0%
2	Vanessa de Jesus	10:46	0-1	0-1	0-0	0	0	0	1	0	0	2	1	0	0	0	10	0	0	0	0	100%
15	Emma Koabel	08:05	1-3	1-3	0-0	0	0	0	1	0	3	3	0	0	0	0	6	0	0	0	0	66.7%
Team						3	0	3			0						30-60	3-9	9-11	13	14	27
Totals											72	21	19	15	1	3	25					

Technical Fouls: NONE

Dead Ball Rebounds: 2, 0

Wake Forest - 47		Record: 8-16 (1-12)													Shooting By Period							
NO.	Name	Min	FG	3P	FT	Rebounds		Fouls		TP	AS	TO	ST	Blocks	+	-	1 st	2 nd	3 rd	4 th	GM	
			M/A	M/A	M/A	OR	DR	PF	FD					BS	BA	FG%	FG%	FG%	FG%	FT%	FT%	
25	Demeara Hinds	F 23:56	3-7	0-1	3-4	0	0	0	4	3	9	0	8	1	0	1	-24	0	0	0	0	55.6%
0	Alyssa Andrews	G 22:46	0-0	0-0	0-0	0	1	1	1	0	0	1	3	1	0	0	-15	0	0	0	0	66.7%
2	Aurora Sorbye	G 28:44	1-2	0-1	2-2	1	0	1	2	5	4	2	3	0	2	0	-14	0	0	0	0	0%
14	Rylie Thauerkauf	G 31:18	3-8	1-4	4-4	0	1	1	3	4	11	1	3	0	0	0	-20	0	0	0	0	50.0%
21	Elise Williams	G 34:18	2-7	2-5	3-4	1	7	8	3	6	9	1	2	3	0	0	-13	0	0	0	0	0%
5	Malaya Cowles	23:00	2-5	0-0	2-2	0	2	2	2	1	6	0	5	0	1	0	-7	0	0	0	0	50.0%
11	Raagyn Conley	14:49	2-2	0-0	0-0	0	2	2	0	0	4	1	2	1	0	0	-15	0	0	0	0	0%
10	Tamia Jones	19:35	2-4	0-1	0-0	0	1	1	3	0	4	0	2	2	0	0	-15	0	0	0	0	83.3%
15	Kennedy Moore	01:32	0-0	0-0	0-0	0	1	1	0	0	0	0	1	0	0	0	-2	0	0	0	0	41.7%
Team						1	2	3			0		4				15-35	3-12	14-16	3	17	20
Totals											47	6	33	8	3	1	25					

Technical Fouls: NONE

Dead Ball Rebounds: 5, 0

	Duke	Wake	Points from	Duke	Wake	Period by Period Scoring					
Biggest lead	25 (4 th 0:03)	3 (1 st 3:33)	Turnovers	41	18	1st	2nd	3rd	4th	TOT	
Best Scoring Run	8 (4 th 8:44)	5 (1 st 4:23)	Paint	50	14						
Lead Changes	2		Second Chance	9	2	Duke	11	18	17	26	72
Times Tied	2		Fast Breaks	16	4	Wake	12	7	9	19	47
Time with Lead	30:59	07:52	Bench	35	14						



2024-25 Duke Women's Basketball
Combined Team Statistics
All games

Game Records

Record	Overall	Home	Away	Neutral
ALL GAMES	20-5	11-0	7-5	2-0
CONFERENCE	11-2	6-0	5-2	0-0
NON-CONFERENCE	9-3	5-0	2-3	2-0

Score by Periods

Team	1st	2nd	3rd	4th	OT	TOT
Duke	449	444	494	503	21	1911
Opponents	361	305	390	387	18	1461

Team Box Score

No.	Player				Total		3-Point		F-Throw		Rebounds								PTS	AVG		
		GP-GS	MIN	AVG	FG-FGA	FG%	3FG-3FGA	3FG%	FT-FTA	FT%	OFF	DEF	TOT	AVG	PF	DQ	A	TO			BLK	STL
35	FOURNIER, Toby	24-0	466:54	19.5	123-223	.552	4-12	.333	75-112	.670	49	78	127	5.3	43	1	7	40	29	18	325	13.5
3	JACKSON, Ashlon	25-25	703:39	28.1	111-274	.405	62-146	.425	36-41	.878	5	50	55	2.2	27	0	51	33	4	30	320	12.8
24	RICHARDSON, Reigan	25-25	679:42	27.2	99-251	.394	23-77	.299	26-36	.722	27	39	66	2.6	53	1	64	53	8	19	247	9.9
5	OKANANWA, Oluchi	25-0	514:39	20.6	92-194	.474	16-57	.281	41-61	.672	64	60	124	5.0	58	2	44	43	9	51	241	9.6
12	THOMAS, Delaney	25-25	539:50	21.6	80-153	.523	0-0	.000	27-36	.750	45	74	119	4.8	57	2	24	28	8	35	187	7.5
22	MAIR, Taina	25-25	633:28	25.3	72-162	.444	26-64	.406	7-11	.636	24	48	72	2.9	38	0	101	45	5	41	177	7.1
4	DONOVAN, Jadyn	25-25	599:13	24.0	67-147	.456	0-0	.000	20-46	.435	62	109	171	6.8	57	1	54	50	24	38	154	6.2
13	WOOD, Jordan	24-0	330:42	13.8	46-98	.469	10-33	.303	19-29	.655	23	59	82	3.4	33	0	21	26	13	15	121	5.0
2	DE JESUS, Vanessa	25-0	323:28	12.9	31-61	.508	11-23	.478	17-21	.810	11	22	33	1.3	26	0	51	24	2	16	90	3.6
15	KOABEL, Emma	20-0	178:38	8.9	11-34	.324	6-25	.240	6-10	.600	7	16	23	1.2	17	0	19	7	3	10	34	1.7
42	COTTON, Jenessa	8-0	45:19	5.7	4-14	.286	0-2	.000	0-4	.000	1	5	6	0.8	8	0	2	8	2	1	8	1.0
7	BATTISTON, Louann	10-0	33:11	3.3	3-9	.333	0-4	.000	1-4	.250	0	1	1	0.1	5	0	3	4	0	4	7	0.7
53	MARTIN, Olivia	1-0	01:20	1.3	0-0	.000	0-0	.000	0-0	.000	0	0	0	0.0	1	0	0	0	0	0	0	0.0
Team											56	44	100					9				
Total		25	5050		739-1620	.456	158-443	.357	275-411	.669	374	605	979	39.2	423	7	441	370	107	278	1911	76.4
Opponents		25	5050		542-1355	.400	109-374	.291	268-384	.698	247	545	792	31.7	417	10	281	538	83	171	1461	58.4

Team Statistics

	DU	OPP
Scoring	1911	1461
Points per game	76.4	58.4
Scoring margin	+18.0	-
Field goals-att	739-1620	542-1355
Field goal pct	.456	.400
3 point fg-att	158-443	109-374
3-point FG pct	.357	.291
3-pt FG made per game	6.3	4.4
Free throws-att	275-411	268-384
Free throw pct	.669	.698
F-Throws made per game	11.0	10.7
Rebounds	979	792
Rebounds per game	39.2	31.7
Rebounding margin	+7.5	-
Assists	441	281
Assists per game	17.6	11.2
Turnovers	370	538
Turnovers per game	14.8	21.5
Turnover margin	+6.7	-
Assist/turnover ratio	1.2	0.5
Steals	278	171
Steals per game	11.1	6.8
Blocks	107	83
Blocks per game	4.3	3.3
Winning streak	3	-
Home win streak	11	-
Attendance	26737	62293
Home games-Avg/Game	11-2431	12-5191
Neutral site-Avg/Game	-	2-1030

Team Results

Date	Opponent	Score	Att.
11/04/2024	Radford	W 89-36	1137
11/07/2024	at Liberty	W 83-67	2845
11/10/2024	at Maryland	L 80-85	9042
11/14/2024	Dayton	W 84-49	1976
11/17/2024	at South Dakota St.	W 75-71	4582
11/21/2024	Belmont	W 79-47	2147
11/25/2024	vs Kansas St.	W 73-62	1087
11/27/2024	vs Oklahoma	Wot 109-99	973
12/01/2024	Columbia	W 77-61	2228
12/05/2024	at South Carolina	L 70-81	15677
12/08/2024	Virginia Tech	W 81-59	2328
12/18/2024	Wofford	W 93-58	1768
12/21/2024	at South Fla.	L 56-65	5735
01/02/2025	at Boston College	W 86-59	2273
01/05/2025	Pittsburgh	W 69-31	2550
01/09/2025	at North Carolina	Lot 46-53	4296
01/12/2025	at Virginia	W 60-55	5203
01/16/2025	California	W 72-38	2428
01/19/2025	Stanford	W 74-49	4701
01/23/2025	at SMU	W 81-46	1496
01/26/2025	at Georgia Tech	W 55-50	4301
02/03/2025	at NC State	L 83-89	5500
02/06/2025	Clemson	W 74-55	2471
02/09/2025	Miami (FL)	W 90-49	3003
02/13/2025	at Wake Forest	W 72-47	1343



2024-25 Duke Women's Basketball Combined Team Statistics In Conference games

Page 1/1
as of Feb 14, 2025

Game Records

Record	Overall	Home	Away	Neutral
ALL GAMES	11-2	6-0	5-2	0-0
CONFERENCE	11-2	6-0	5-2	0-0
NON-CONFERENCE	0-0	0-0	0-0	0-0

Score by Periods

Team	1st	2nd	3rd	4th	OT	TOT
Duke	215	237	242	243	6	943
Opponents	169	125	190	183	13	680

Team Box Score

No.	Player	Total			3-Point			F-Throw		Rebounds				Other Stats								
		GP-GS	MIN	AVG	FG-FGA	FG%	3FG-3FGA	3FG%	FT-FTA	FT%	OFF	DEF	TOT	AVG	PF	DQ	A	TO	BLK	STL	PTS	AVG
35	FOURNIER, Toby	12-0	259:42	21.6	69-125	.552	3-10	.300	41-60	.683	27	44	71	5.9	23	0	6	24	13	8	182	15.2
3	JACKSON, Ashlon	13-13	366:14	28.2	56-152	.368	35-84	.417	18-19	.947	2	24	26	2.0	16	0	28	17	4	16	165	12.7
5	OKANANWA, Oluchi	13-0	286:51	22.1	55-113	.487	9-33	.273	25-32	.781	32	35	67	5.2	28	0	17	22	4	28	144	11.1
22	MAIR, Taina	13-13	338:56	26.1	45-98	.459	17-34	.500	4-7	.571	11	22	33	2.5	21	0	54	18	3	25	111	8.5
12	THOMAS, Delaney	13-13	291:33	22.4	45-81	.556	0-0	.000	11-14	.786	31	39	70	5.4	29	1	15	13	7	16	101	7.8
24	RICHARDSON, Reigan	13-13	349:10	26.9	40-112	.357	6-31	.194	7-12	.583	15	16	31	2.4	30	1	32	26	5	11	93	7.2
4	DONOVAN, Jady	13-13	306:06	23.5	25-57	.439	0-0	.000	8-21	.381	34	52	86	6.6	26	0	24	26	15	21	58	4.5
2	DE JESUS, Vanessa	13-0	146:07	11.2	14-29	.483	7-15	.467	1-2	.500	5	9	14	1.1	12	0	23	9	1	7	36	2.8
13	WOOD, Jordan	12-0	139:50	11.7	9-38	.237	5-17	.294	5-8	.625	7	22	29	2.4	16	0	7	9	7	6	28	2.3
15	KOABEL, Emma	12-0	101:48	8.5	7-22	.318	4-16	.250	1-2	.500	1	6	7	0.6	8	0	13	5	0	6	19	1.6
42	COTTON, Jenessa	4-0	23:08	5.8	2-8	.250	0-1	.000	0-4	.000	0	2	2	0.5	4	0	1	3	2	1	4	1.0
7	BATTISTON, Louann	4-0	15:35	3.9	1-5	.200	0-2	.000	0-0	.000	0	1	1	0.3	4	0	2	4	0	3	2	0.5
Team											30	21	51				4					
Total		13	2625		368-840	.438	86-243	.354	121-181	.669	195	293	488	37.5	217	2	222	180	61	148	943	72.5
Opponents		13	2625		251-658	.381	43-174	.247	135-198	.682	135	293	428	32.9	207	6	119	304	50	74	680	52.3

Team Statistics

	DU	OPP
Scoring	943	680
Points per game	72.5	52.3
Scoring margin	+20.2	-
Field goals-att	368-840	251-658
Field goal pct	.438	.381
3 point fg-att	86-243	43-174
3-point FG pct	.354	.247
3-pt FG made per game	6.6	3.3
Free throws-att	121-181	135-198
Free throw pct	.669	.682
F-Throws made per game	9.3	10.4
Rebounds	488	428
Rebounds per game	37.5	32.9
Rebounding margin	+4.6	-
Assists	222	119
Assists per game	17.1	9.2
Turnovers	180	304
Turnovers per game	13.8	23.4
Turnover margin	+9.5	-
Assist/turnover ratio	1.2	0.4
Steals	148	74
Steals per game	11.4	5.7
Blocks	61	50
Blocks per game	4.7	3.8
Winning streak	3	-
Home win streak	6	-
Attendance	17481	24412
Home games-Avg/Game	6-2914	7-3487
Neutral site-Avg/Game	-	0-0

Team Results

Date	Opponent		Score	Att.
12/08/2024	Virginia Tech	W	81-59	2328
01/02/2025	at Boston College	W	86-59	2273
01/05/2025	Pittsburgh	W	69-31	2550
01/09/2025	at North Carolina	Lot	46-53	4296
01/12/2025	at Virginia	W	60-55	5203
01/16/2025	California	W	72-38	2428
01/19/2025	Stanford	W	74-49	4701
01/23/2025	at SMU	W	81-46	1496
01/26/2025	at Georgia Tech	W	55-50	4301
02/03/2025	at NC State	L	83-89	5500
02/06/2025	Clemson	W	74-55	2471
02/09/2025	Miami (FL)	W	90-49	3003
02/13/2025	at Wake Forest	W	72-47	1343