



MEN'S BASKETBALL

2024-25 Season | Game 27

**FIGHTING
IRISH MEDIA**
PRIMARY MEN'S
BASKETBALL CONTACT

SECONDARY
CONTACT

Josh Bates
jbates2@nd.edu
574-310-9954

Aly Prigge
aprigge@nd.edu
419-591-9329



NOTRE DAME (11-15, 5-10)

vs.

PITT (16-10, 7-8)

SATURDAY, FEB. 22

South Bend, IN | 2:15 pm ET

Purcell Pavilion (9,149)

TV Broadcast The CW
TV Crew Tom Werme
Mike Gminski
Radio 960 WSBT-AM
Radio Crew Connor Clingen
Live Stats Statbroadcast
Social @ndmbb

Head Coaches

NOTRE DAME
MICAH SHREWSBERRY

Record at School:
24-35 (2nd Year)

Overall Record:
61-66 (4th Year)

PITT
JEFF CAPEL

Record at School:
113-102 (7th Year)

Overall Record:
288-212 (16th Year)

The Series

OVERALL

Record: Lead, 39-32

Streak: L1

Last Meeting: L, 60-70, on
2/3/24 in Pitt

AT HOME

Record: Lead, 21-11

Streak: W4

Last: W, 88-81 on 3/1/23

2024-25 Schedule

Overall: 11-15 (5-10 ACC)

Home: 8-5; Away 3-7; Neutral 0-3

Date	Opponent	TV	Time/Result
11/6	Stonehill	ACCNX	W, 89-60
11/11	Buffalo	ACCNX	W, 86-77
11/16	at Georgetown	NBC	W, 84-63
11/19	North Dakota	ACCNX	W, 75-58
11/22	Elon	ACCNX	L, 77-84
11/26	vs. Rutgers#	TBS, Max	L, 84-85 OT
11/28	vs. #6/7 Houston#	TBS, Max	L, 54-65
11/30	#21/19 Creighton#	truTV	L, 76-80
12/3	at Georgia%	ESPNU	L, 48-69
12/7	Syracuse*	The CW	W, 69-64
12/11	Dartmouth	ACCNX	W, 77-65
12/22	Le Moyne	ACCN	W, 91-62
12/31	at Georgia Tech*	ACCN	L, 75-86
1/4	North Carolina*	CBS	L, 73-74
1/8	at NC State*	ESPNU	L, 65-66
1/11	at #4/4 Duke*	ESPN	L, 78-86
1/13	Boston College*	ACCN	W, 78-60
1/18	at Syracuse*	ACCN	L, 69-77
1/25	at Virginia*	ESPN/2	W, 74-59
1/28	Georgia Tech*	ACCN	W, 71-68
2/1	at Miami*	ESPN2	L, 57-63
2/4	at Florida St*	ACCN	L, 60-67
2/8	Virginia Tech*	The CW	L, 63-65
2/12	at Boston College*	ESPNU	W, 97-94 2OT
2/16	Louisville*	ACCN	L, 60-75
2/19	SMU*	ACCN	L, 73-97
2/22	Pitt*	The CW	2:15 pm
2/26	at Clemson*	ACCN	7 pm
3/1	at Wake Forest*	The CW	5:15 pm
3/5	Stanford*	ESPN2/U	9 pm
3/8	Cal*	ESPNU	8 pm
3/11-15	ACC Tournament		

* - Atlantic Coast Conference game

- Players Era Festival (MGM Grand Garden Arena in Las Vegas)

% - SEC/ACC Challenge

^ - ACC Tournament (Spectrum Center in Charlotte)

TEAMS BY THE NUMBERS (2024-25)

NOTRE DAME		PITT
73.2	Scoring Offense	77.3
71.9	Scoring Defense	71.0
+1.3	Scoring Margin	+6.3
.454	FG%	.458
.452	FG% Defense	.437
.362	3FG%	.356
.321	3FG% Defense	.351
8.0	3FG Made/Game	8.4
.740	FT%	.789
34.9	Rebounds	33.8
+2.8	Rebound Margin	-0.4
11.9	Assists	13.7
11.0	Turnovers	9.9
-0.6	Turnover Margin	+2.3
5.7	Steals	7.3
1.7	Blocks	4.6



2024-25 Notre Dame Men's Basketball
TEAM INFORMATION

NOTRE DAME ROSTER							
No.	Name	Pos.	Height	Year	Eligibility	Hometown	Previous School
0	Brady Stevens	G	6-4	Fr.	Fr.	Boston, MA	Wellesley
1	Julian Roper II	G	6-4	Sr.	Sr.	Detroit, MI	St. Mary's / Northwestern
2	Logan Imes	G	6-4	So.	So.	Zionsville, IN	Zionsville
3	Markus Burton	G	6-0	So.	So.	Mishawaka, IN	Penn
4	Sir Mohammed	G	6-6	Fr.	Fr.	Charlotte, NC	Myers Park
5	Cole Certa	G	6-5	Fr.	Fr.	Le Roy, IL	IMG Academy
7	Tae Davis	F	6-9	Jr.	Jr.	Indianapolis, IN	Warren Central / Seton Hall
10	JT Kelly	G	6-3	Jr.	Jr.	Ponte Vedra Beach, FL	Ponte Vedra
11	Braeden Shrewsberry	G	6-4	So.	So.	Granger, IN	State College Area
12	Garrett Sundra	F	6-11	Fr.	Fr.	Ashburn, VA	Paul VI Catholic
14	Kebba Njie	F	6-10	Jr.	Jr.	Centerville, OH	La Lumiere / Penn State
15	Thomas Hattan	G	6-2	Jr.	Jr.	San Clemente, CA	San Juan Hills
20	J.R. Konieczny	G	6-7	Sr.	Jr.	South Bend, IN	St. Joseph
21	Burke Chebuhar	F	6-8	Gr.	Gr.	Marietta, GA	The Walker School / Lehigh
22	Thomas Crowe	F	6-7	Sr.	Sr.	Macedonia, OH	Archbishop Hoban
25	Nikita Konstantynovskyi	F	6-10	Gr.	Gr.	Kyiv, Ukraine	Northeastern A&M / Tulsa / Monmouth
41	Matt Allocco	G	6-4	Gr.	Gr.	Hilliard, OH	Hilliard Bradley / Princeton

COACHING STAFF

Glenn & Stacey Murphy Men's Basketball Head Coach	Micah Shrewsberry	Hanover '99	2nd Season
Associate Head Coach	Kyle Getter	Hanover '01	2nd Season
Assistant Coach	Mike Farrelly	St. Joseph's '03	2nd Season
Assistant Coach	Ryan Owens	Southern Indiana '00	2nd Season
Tre Whitted	Assistant to the Head Coach	Marshall '07	2nd Season
Grady Eifert	Development & Recruiting Coord.	Purdue '19	2nd Season
Brian Snow	Director of Recruiting	Ohio State '07	2nd Season
Pat Rogers	Director of Ops	Notre Dame '10	7th Season

PRONUNCIATION

Kebba Njie	Jai (think hi but with a J)
J.R. Konieczny	Ko-nezz-knee
Logan Imes	Think Dimes without a D
Konstantynovskyi	Con-stan-tee-nov-ski
Matt Allocco	Uh-lock-O
Burke Chebuhar	Cheb-uh-harr
Tae Davis	Tay
Mike Farrelly	Fair-uh-lee

Team Information

CURRENT TEAM

Conference	Atlantic Coast
Home Arena (Capacity)	Purcell Pavilion (9,149)
Starters Returning/Lost	4/1
Total Returning/Lost	7/4
Newcomers	7

ND MEN'S BASKETBALL

First Season	1897
Full Seasons	121
All-Time Record	1974-1126-2 (.636)
NCAA Appearances/Record	37 / 41-42
First/Last NCAA Appearance	1953 / 2022
ACC Member	2013-14 - present
ACC Regular Season	101-120 (.457)
ACC Tournament	12-9 (.571)
ACC Tournament Championships	1 (2015)



2024-25 Notre Dame Men's Basketball

TEAM RANKINGS & NUMBERS

AP Top 25 Week 16		USA Today Coaches Week 16	
#	Team	#	Team
1.	Auburn	1.	Alabama
2.	Florida	2.	Florida
3.	Duke	3.	Duke
4.	Alabama	4.	Alabama
5.	Houston	5.	Houston
6.	Tennessee	6.	Tennessee
7.	Texas A&M	7.	Texas A&M
8.	Iowa St	8.	Iowa St
9.	Texas Tech	9.	St. John's
10.	St. John's	10.	Texas Tech
11.	Wisconsin	11.	Wisconsin
12.	Michigan	12.	Michigan
13.	Purdue	13.	Michigan St
14.	Michigan St	14.	Purdue
15.	Missouri	15.	Marquette
16.	Marquette	16.	Missouri
17.	Kentucky	17.	Clemson
18.	Clemson	18.	Arizona
19.	Arizona	19.	Memphis
20.	Maryland	20.	Maryland
21.	Miss St	21.	Kentucky
22.	Memphis	22.	Louisville
23.	Kansas	23.	Miss St
24.	Ole Miss	24.	Saint Mary's
25.	Louisville	25.	Kansas

Others receiving votes:
New Mexico 117, Saint Mary's 63, UCLA 56, Creighton 27, Illinois 22, UConn 20, George Mason 15, Gonzaga 14, High Point 1

Others receiving votes:
Ole Miss 64, UCLA 49, New Mexico 41, Creighton 37, Gonzaga 15, UConn 11, Illinois 5, UC San Diego 3, VCU 2, George Mason 1

By the Numbers

37 NCAA Tournament bids	1,974 Total Program Wins	3rd most 1,000-point scorers amongst all Division I programs
67 Irish have gone on to play in the NBA		
963	career points for Burton	
#79	KenPom offensive efficiency rating	
48.7%	from two-point range for Braeden	
26	wins away from 2,000 all-time in program history	
20.3	ppg for Burton on the year - ranks 10th nationally.	
16.3	ppg for Braeden over the last 3 games	
10th	Notre Dame does a good job to deny opponents offensive rebounds and second chances. They have a rating of 10.41 vs. AO in potential points allowed off of second chances (ranked tenth in the country)	
10	out of 13 games since his return, Burton has dropped 20 or more points	
7th	Burton is looking to become the 7th fastest ND player to 1,000 career points	
6.4	ppg increase from last year's average to this season for Tae. He's averaging a career best 15.6 ppg.	
Top-5	recruiting class ranking for Coach Shrews. Highest for ND in modern era	
3.67	A/TO Ratio for Allocco - on pace for highest in program history. Ranks 5th nationally	
3	Big 3 of Burton/Shrewsberry/Davis top all other ACC program's big three in combined ppg.	
2.6	O-Reb/game in ACC play for Kebba - ranks 7th	
2nd	Burton looking to become the 2nd Irish player to average 20.0 points and 3.0 assists in a season, joining David Rivers	
2nd	21.3 ppg for Burton in ACC play - ranks 2nd behind Cooper Flagg	

National Rankings

2024-25 Notre Dame Team Rankings					
Statistic	Nat'l Rank	Conf Rank	Value	Nat'l Leader	Value
3PT FG%	67	5	.362	Bradly	.407

2024-25 Notre Dame Player Rankings				
Statistic	Player	Nat'l Rank	Conf Rank	Value
A/TO Ratio	Matt Allocco	4	1	3.67



2024-25 Notre Dame Men's Basketball

NOTRE DAME IN THE ACC

ACC Standings

Predicted Order	Standings (2/20/25)
1. Duke	Duke (15-1)
2. North Carolina	Clemson (13-2)
3. Wake Forest	Louisville (13-2)
4. Clemson	SMU (11-4)
5. Virginia	Wake Forest (11-4)
6. Miami	UNC (9-6)
7. Pitt	Stanford (8-7)
8. NC State	Pitt (7-8)
9. Louisville	FSU (7-8)
10. Notre Dame	Georgia Tech (7-8)
11. Syracuse	Virginia (6-9)
12. Georgia Tech	Virginia Tech (6-9)
13. SMU	Cal (5-10)
14. Virginia Tech	Notre Dame (5-10)
15. Florida St	Syracuse (5-11)
16. Cal	NC State (3-12)
17. Stanford	Boston College (3-12)
18. Boston College	Miami (2-13)

2024-25 PRESEASON
ACC AWARDS

First Team	Second Team
RJ Davis, UNC	Ian Schieffelin, CLEM
Hunter Sallis, WF	Chase Hunter, CLEM
Cooper Flagg, DUKE	Jamir Watkins, FSU
Markus Burton, ND	Baye Ndongo, GT
Nijel Pack, MIAMI	Ishmael Leggett, PITT
Player of the Year	Rookie of the Year
RJ Davis, UNC	Cooper Flagg, DUKE

ACC Stat Rankings

2024-25 Team ACC Rankings		
Team Stats	ACC Games	All Games
Scoring Offense	70.8 (13)	73.2 (13)
Scoring Defense	73.4 (10)	71.9 (11)
Scoring Margin	-2.6 (10)	+1.3 (10)
FT Percentage	.727 (13)	.740 (9)
FG Percentage	.436 (13)	.454 (8)
FG Pct. Defense	.484 (17)	.452 (12)
3-FG Percentage	.368 (7)	.362 (5)
3-FG Pct. Defense	.335 (7)	.321 (4)
Rebounding Offense	33.1 (10)	34.9 (11)
Rebounding Defense	31.3 (2)	32.2 (3)
Rebounding Margin	+1.7 (7)	+2.8 (6)
Blocked Shots	1.5 (18)	1.7 (18)
Assists	10.9 (16)	11.9 (15)
Steals	6.3 (7)	5.7 (14)
Turnover Margin	-0.6 (13)	-0.62 (13)
Assist/TO Ratio	0.95 (17)	1.1 (12)
Offensive Rebounds	11.1 (4)	10.4 (12)
Defensive Rebounds	22.0 (14)	24.5 (9)
3-FG Made	7.9 (7)	8.0 (8)

2024-25 Individual ACC Rankings			
Indiv. Leaders	Stat	ACC	All
Burton	Scoring	21.3 (2)	
	3PT/Game	2.0 (10)	
	Steals	1.9 (5)	
	FT%	.855 (9)	
Allocco			
	A/TO Ratio		3.67 (1)
Davis	Scoring		15.6 (12)
	FG%	.477 (9)	.493 (4)
Shrewsberry	3PT/Game	2.9 (3)	2.8 (3)
	3PT%	.400 (5)	.369 (3)
Njie			
	Reb	6.6 (13)	
	O-Reb	2.6 (7)	

24-25 ACC Player of the Week

Nov. 11	Jamir Watkins, FSU / Nijel Pack, Miami
Nov. 18	Maxime Raynaud, Stanford
Nov. 25	Cooper Flagg, Duke
Dec. 2	Chucky Hepburn, Louisville
Dec. 9	Ian Schieffelin, Clemson
Dec. 16	Matt Cross, SMU
Dec. 23	Reyne Smith, UL / Maxime Raynaud, Stanford
Dec. 30	Donald Hand Jr., BC
Jan. 6	Cooper Flagg, Duke
Jan. 13	Cooper Flagg, Duke
Jan. 20	Hunter Sallis, Wake Forest
Jan. 27	Maxime Raynaud, Stanford
Feb. 3	Cooper Flagg, Duke / Donald Hand Jr, BC
Feb. 10	Terrence Edwards Jr, Louisville / Cameron Hildreth, Wake Forest
Feb. 17	Naithan George, GT

24-25 ACC Rookie of the Week

Nov. 11	Kon Kneuppel, Duke
Nov. 18	Cooper Flagg, Duke
Nov. 25	Cooper Flagg, Duke
Dec. 2	Jeremiah Wilkinson, Cal/Donnie Fremman, SU
Dec. 9	Cooper Flagg, Duke
Dec. 16	Brandin Cummings, Pitt
Dec. 23	Cooper Flagg, Duke
Dec. 30	Ian Jackson, UNC
Jan. 6	Cooper Flagg, Duke
Jan. 13	Cooper Flagg, Duke
Jan. 20	Cooper Flagg, Duke
Jan. 27	Cooper Flagg, Duke / Jeremiah Wilkinson, Cal
Feb. 3	Cooper Flagg, Duke
Feb. 10	Jeremiah Wilkinson, Cal
Feb. 17	Cooper Flagg, Duke



2024-25 Notre Dame Men's Basketball

LINEUPS AND STATISTICAL RANKINGS

Starting Lineups By Game

11.6 STONEHILL Burton Shrewsberry Allocco Davis Njie	12.11 DARTMOUTH Roper Shrewsberry Allocco Davis Njie	2.1 MIAMI Burton Shrewsberry Allocco Davis Njie
11.11 BUFFALO Burton Shrewsberry Allocco Davis Njie	12.22 LE MOYNE Roper Shrewsberry Allocco Davis Njie	2.4 FLORIDA ST Burton Shrewsberry Mohammed Davis Njie
11.16 GEORGETOWN Burton Shrewsberry Allocco Davis Njie	12.31 GEORGIA TECH Roper Shrewsberry Allocco Davis Njie	2.8 VIRGINIA TECH Burton Shrewsberry Mohammed Davis Njie
11.19 NORTH DAKOTA Burton Shrewsberry Allocco Davis Njie	1.4 NORTH CAROLINA Roper Shrewsberry Allocco Davis Njie	2.12 BOSTON COLLEGE Burton Shrewsberry Mohammed Davis Konstantynovskyi
11.22 ELON Burton Shrewsberry Allocco Davis Njie	1.8 NC STATE Burton Shrewsberry Allocco Davis Njie	2.16 LOUISVILLE Burton Shrewsberry Mohammed Davis Njie
11.26 RUTGERS Burton Shrewsberry Allocco Davis Njie	1.11 DUKE Burton Shrewsberry Allocco Davis Njie	2.19 SMU Burton Shrewsberry Mohammed Davis Njie
11.28 HOUSTON Imes Shrewsberry Allocco Davis Njie	1.13 BOSTON COLLEGE Burton Shrewsberry Allocco Davis Njie	2.22 PITT - - - - -
11.30 CREIGHTON Imes Shrewsberry Allocco Davis Njie	1.18 SYRACUSE Burton Shrewsberry Allocco Davis Njie	2.26 CLEMSON - - - - -
12.3 GEORGIA Roper Shrewsberry Allocco Davis Njie	1.25 VIRGINIA Burton Shrewsberry Allocco Davis Njie	3.1 WAKE FOREST - - - - -
12.7 SYRACUSE Roper Shrewsberry Allocco Davis Njie	1.28 GEORGIA TECH Burton Shrewsberry Allocco Davis Njie	3.5 STANFORD - - - - -

Starting Lineup by Player

Player	Games Started	
	This Season	Career
Tae Davis	26	59
Braeden Shrewsberry	26	41
Kebba Njie	25	78
Matt Allocco	21	85
Markus Burton	18	51
Julian Roper II	6	33
Sir Mohammed	5	5
Logan Imes	2	5
Nikita Konstantynovskyi	1	42

Record When Starting		
Player	2024-25	Irish Career
Davis	11-15	24-33
Njie	10-15	20-32
Shrewsberry	11-15	18-23
Allocco	10-11	10-11
Burton	8-10	21-30
Roper II	3-3	7-11
Sir Mohammed	1-4	1-4
Nikita Konstantynovski	1-0	1-0



2024-25 Notre Dame Men's Basketball

NOTRE DAME'S RECORD WHEN

DAY OF THE WEEK

Sunday	1-1
Monday	2-0
Tuesday	2-4
Wednesday	3-3
Thursday	
Friday	0-1
Saturday	3-6

TIME OF GAME

Day Games (before 6pm local time)	2-6
Night Games (6pm or later local time)	9-9

LOCATION

Home Games	8-5
Road Games	3-7
Neutral Site	0-3

HALFTIME SCORE

Leading at the half	8-6
Tied at the half	1-0
Trailing at the half	2-9

INDIVIDUAL SCORING

Two or fewer double-figure scorers	2-5
Three double-figure scorers	7-5
Four double-figure scorers	2-4
Five or more double-figure scorers	0-1

REBOUNDING MARGIN

More rebounds than opponent	10-9
Same number of rebounds	0-1
Fewer rebounds than opponent	1-5

FIELD GOAL SHOOTING

Shot higher percentage than opponent	8-2
Shot same percentage as opponent	0-1
Shot lower percentage than opponent	3-11
Shot 45% or better	10-3
Shot less than 45%	1-11
Hold opponent under 40%	4-1

FREE-THROW MARGIN

Make more free-throws than opponent	9-5
Make same number of free-throws	1-0
Make fewer free-throws than opponent	1-10

TURNOVERS

Commit fewer turnovers	6-5
Commit same number of turnovers	0-1
Commit more turnovers	5-9
Single-digit turnovers	4-3

UNIFORM COMBINATIONS

White jerseys with gold	2-3
White jerseys with navy	5-3
Navy jerseys	3-7
Green jerseys	1-2

MISCELLANEOUS

vs top-25	0-3
vs top-10	0-2
When ranked higher	
When ranked lower	
Both ranked	
Both unranked	11-12
In overtime games	1-1

MARGIN OF VICTORY

1-5 points	3-5
6-10 points	1-5
11-15 points	2-3
16-20 points	2-0
21+ points	3-2

MONTH

November	4-4
December	3-2
January	3-4
February	1-5
March	

Largest Halftime Lead

19 | Le Moyne (49-30), 12/22/24

Largest Halftime Deficit

25 | SMU (25-50), 2/19/25

Largest Lead

31 | Le Moyne (10:05, 2H), 12/22/24

Largest Deficit

34 | SMU (11:40, 2H), 2/19/25

Largest Deficit Overcome to Win

14 | at Boston College (15:42, 2H), 2/12/25

Largest Lead Given Out in Loss

14 | vs Virginia Tech (10:18, 1H), 2/8/25

Most Consecutive Points

17 | Buffalo (11/11/24)

Most Consecutive Points (Opponent)

18 | at Florida St (2/4/25)

Lowest Scoring Half

21 | at Miami, 2H (2/1/25)

Highest Scoring Half

51 | at Georgia Tech, 2H (12/31/24)





2024-25 Notre Dame Men's Basketball

LEADING THE IRISH

LEADING SCORERS

Burton	14
Davis	7
Shrewsberry	6
Allocco	2

LEADING REBOUNDERS

Njie	11
Davis	9
Burton	3
Allocco	3
Konstantynovskyi	2
Sundra	1
Shrewsberry	1

LEADERS IN ASSISTS

Burton	10
Allocco	8
Davis	8
Shrewsberry	2
Roper II	1
Mohammed	1
Konieczny	1

LEADERS IN DOUBLE-FIGURE POINTS

Player	2024-25	Career
Tae Davis	22	39
Braeden Shrewsberry	21	38
Markus Burton	17	47
Matt Allocco	9	52
Kebba Njie	3	7
JR Konieczny	2	13
Garrett Sundra	2	2
Burke Chebuar	1	11
Sir Mohammed	1	1
Logan Imes	1	1
Julian Roper II		7

LEADERS IN DOUBLE-FIGURE REBOUNDS

Player	2024-25	Career
Njie	2	5
Davis	1	4
Allocco	1	2
Konieczny		4
Roper II		1

5-5-5 GAMES (AKA "STAT SHEET STUFFERS")

Player	2024-25	Career
Allocco	2	5
Davis	2	3
Burton	1	6

DOUBLE-DOUBLES

Player	2024-25	Career
Davis	1	4
Allocco	1	2
Njie	1	1
Konieczny		4

RUNS OF 10 OR BETTER

Opponents	9
Notre Dame	13

POINTS OFF TURNOVERS

	Total	Average
Notre Dame	289	11.1
Opponents	327	12.6

POINTS IN THE PAINT

	Total	Average
Notre Dame	802	30.8
Opponents	778	29.9

SECOND CHANCE POINTS

	Total	Average
Notre Dame	271	10.4
Opponents	244	9.4

FAST BREAK POINTS

	Total	Average
Notre Dame	150	5.8
Opponents	211	8.1

BENCH SCORING

	Total	Average
Notre Dame	366	14.1
Opponents	481	18.5



2024-25 Notre Dame Men's Basketball

NOTRE DAME SPECIALTY STATS

SEASON POINT TOTALS [ND/OPP]						
Date	Opponent	Off TO	Paint	2nd Ch	FBreak	Bench
11/6	Stonehill	8/14	32/8	12/8	12/10	25/17
11/11	Buffalo	13/13	46/34	5/8	14/12	8/25
11/16	at Georgetown	5/16	36/22	15/21	8/7	21/19
11/19	North Dakota	17/10	46/24	6/14	12/0	23/8
11/22	Elon	11/8	24/38	11/10	12/6	11/23
11/26	vs. Rutgers	4/20	28/34	14/6	0/7	23/29
11/28	vs. Houston	4/11	22/24	7/13	0/0	0/19
11/30	vs. Creighton	17/8	36/34	4/4	2/7	21/21
12/3	at Georgia	5/13	26/38	10/15	4/6	10/23
12/7	Syracuse	9/19	28/24	6/3	2/5	15/25
12/11	Dartmouth	16/4	46/32	0/6	4/14	10/27
12/22	Le Moyne	15/10	38/26	21/5	5/3	28/10
12/31	at Georgia Tech	4/17	36/38	15/13	3/12	15/44
1/4	North Carolina	10/16	24/32	7/2	13/10	26/13
1/8	at NC State	5/9	28/24	8/4	2/15	2/12
1/11	at Duke	6/16	16/26	13/10	2/13	17/5
1/13	Boston College	25/11	40/18	25/6	0/5	8/16
1/18	at Syracuse	13/10	32/28	6/12	9/14	0/24
1/25	at Virginia	12/10	28/24	7/11	5/3	9/8
1/28	Georgia Tech	8/11	20/32	13/8	0/6	16/20
2/1	at Miami	7/16	28/30	12/8	5/14	8/1
2/4	at Florida St	16/14	30/36	17/12	7/10	8/8
2/8	Virginia Tech	7/10	32/26	8/15	4/2	10/24
2/12	at Boston College	15/13	40/36	20/6	4/7	21/22
2/16	Louisville	16/12	20/28	5/7	10/8	2/13
2/19	SMU	21/16	20/46	4/17	11/15	29/25
2/22	Pitt					
2/26	at Clemson					
3/1	at Wake Forest					
3/5	Stanford					
3/8	Cal					
3/11	ACC Tournament					



2024-25 Notre Dame Men's Basketball ARTICLES & STORIES



OUT OF THE PITT

With five guaranteed regular-season games remaining, Glenn & Stacey Murphy Head Coach Micah Shrewsberry is searching for urgency from his team. He's asking his guys to dig deep and do it for those seniors who may never put on a jersey again.

Speaking of the Notre Dame jersey, the Irish will be wearing their special green ones for one more game - this Saturday to be exact, when the Pitt Panthers roll into town.

The Fighting Irish lead the overall series 39-32 and are a strong 21-11 inside Purcell Pavilion. In the first Shrews vs. Capel matchup last season, the Panthers earned a 70-60 victory in Pittsburgh. In that game, Markus Burton recorded a team high 17 points and was joined in double figures by Tae Davis and his 16 points.

Notre Dame will tip off against Pitt at 2:15 p.m. ET on the CW, presented by Beacon Health System.

BURTON - A WALKING BUCKET

Grab your popcorn because Markus Burton is a certified walking bucket. After 39 days away rehabbing his knee injury, Burton returned on Jan. 4 and has been playing his best ball since. The sophomore fired off five consecutive games with 20 or more points in January, which hadn't been done by an Irish player since Ben Hansbrough in February of 2011. In fact, Burton has produced 20+ points in 10 of his 13 games since his return.

Last week, Burton dropped a career best 32-point performance at BC on Feb. 12. It marked the fourth highest point total by a Notre Dame player in an ACC game.

Burton is now averaging 21.3 ppg in ACC play which ranks 2nd in the league behind Duke's Cooper Flagg (21.8).

Overall on the year he's averaging 20.3 ppg which places him 10th nationally. For perspective, the last Irish player to finish a season with a 20.0+ ppg average was Luke Harangody (21.8 ppg) in the 2009-10 season.

Now here's the kicker. If you take out his two-point Rutgers injury game in which he departed four minutes in, Burton's average would be 21.3 ppg which would rank him fifth nationally.

CHASING ACHIEVEMENTS

Burton is quickly approaching 1,000 career points. He enters Saturday's matchup with 963. He is currently on pace to become the seventh fastest Irish player to reach 1,000 career points, putting his name alongside the all-time greats:

- Austin Carr - 35 games
- Adrian Dantley - 44
- Tom Hawkins - 44
- Bob Arnzen - 47
- John Shumate - 47
- Troy Murphy - 48
- Markus Burton - ??? -- currently at 52
- Gary Brokaw - 58
- Chris Thomas - 60

He would become the program's 68th 1,000-point scorer which would move Notre Dame into fourth place for most 1,000 point scorers behind UNC, Duke and Louisville.

There's another rare list Burton can write his name on as well. He is currently averaging 20.3 ppg and a team best 3.0 apg. **If those averages hold, he'll join David Rivers as the only Irish players to average 20+ points and 3+ assists in a season.**

However, Burton isn't the only one who can cement his name in the Irish record books this season. Grad transfer Matt Allocco **owns a 3.67 assist-to-turnover ratio** - the highest in program history for a season was 3.16 by Martin Inglesby back in 2000-01.

Allocco is also converting a career high 45.5 percent from deep. That number currently ranks eighth all-time for a season.

BURTON BALLIN'

With Burton, we've talked about his scoring prowess and what records await, but let's dive a little deeper.

In ACC play, the sophomore sensation currently ranks second in scoring, fifth in steals (1.9), 10th in threes per game (2.0) and ninth in free-throw percentage (.855).

Offensively speaking, Burton worked really hard in the offseason on his three-point shot and it shows. He went from a 30.0 percent shooter from three last year to 37.6 percent this season. He's tied his career high of four made triples three times since returning Jan. 4. In fact, he's converting 38.8% from deep in ACC play.

Burton is also the team's best free-throw shooter, converting 85.2 percent from the stripe.

BRAEDEN HEATING UP

After a zero-point showing vs. Virginia Tech on Feb. 8, Braeden Shrewsberry has bounced back in an emphatic way. The sophomore recorded 16 points at BC, 12 points vs Louisville and a team high 21 points vs. SMU. Braeden has averaged 16.3 ppg over that three-game span on 16-39 shooting (.410), plus 11-24 from beyond the



2024-25 Notre Dame Men's Basketball ARTICLES & STORIES

arc (.458). The last two games specifically of this homestand, he's 9-18 from three.

FINDING A 2ND HALF GEAR

Notre Dame men's hoops developed a certain narrative over the ACC season of building double-digit first half leads, only to falter down the stretch and lose close. Virginia Tech, Florida State, Miami, Syracuse and NC State all followed the same script.

Three losses have been by one possession. Over the whole 2024-25 season, the Irish are 3-6 in games decided by six or fewer points.

What was great to see in the Boston College double-overtime win on Feb. 12 was the fact that Notre Dame flipped the script. They trailed the Eagles by 14 points with 14 minutes left in the game. However, this time around they were the team clawing back, they were the team giving the other fits. Even in double OT when a player was ejected and BC retook the lead, the Irish remained calm, dug deep and gutted out the 97-94 win.

Time is of the essence now. The bottom three teams do not make the ACC Tournament and the Irish have some wiggle room but not a lot.

BEST TWO GUARDS / BEST BIG THREE

With Burton averaging 20.3 ppg and Shrewsberry checking in at 14.0, we were curious where that stacked up amongst guard combos in the ACC. The answer - first. Their combined 34.7 tops Duke's Flagg/Knuettel (32.9) and Pitt's Lowe/Leggett (32.8).

So then that got us thinking, where do ND's big three of Burton, Shrewsberry and Davis (15.6 ppg) stack up amongst other ACC big threes - regardless of position. The answer was yet again number one.

The Irish trio are a combined 50.3 ppg, which tops Stanford's trio of Raynaud/Blakes/Sellers and their 47.7.

THE TAE-KOVER

Tae Davis should be a candidate for Most Improved in the ACC. He's averaging a career best 15.5 ppg, up from last year's 9.2 ppg. His scoring average ranks 12th amongst ACC players. The Indy native is shooting a career best 49.3 percent, which ranks fourth in the league in overall games. He's also

shooting a career best 75.5 percent from the free-throw line.

In ACC play, Tae is averaging 15.5 ppg on 47.7 percent shooting - the latter ranks ninth.

The junior has been highly proficient around the rim where he's 90-of-136 (.662).

After recording just four points against Georgia Tech on Jan. 28, Tae has responded with six consecutive games in double figures. Just last week, Tae dropped a 20-point performance at Boston College.

EVOLVING

When Burton was recovering, other Irish had to step up and evolve. We've already mentioned Tae Davis' emergence but we've also seen Braeden Shrewsberry's evolution.

The sophomore guard is averaging 14.0 ppg, up from last year's 10.2. He's shooting 41.3 percent, which is up from last year's 39.8.

He's connecting on 2.8 threes per game this season, with a .369 clip from beyond the arc. Shrewsberry's sweet spot has been the corner three where he's 15-33 (.455).

Shrewsberry is connecting on 40.0 percent from deep in ACC play, which ranks fifth.

However, Braeden is more than just a three-point shot, take his floater for instance. In fact, he's Notre Dame's best guard when it comes to the two-point shot. He's added to his arsenal and is shooting 48.7 percent from two-point range. Specifically, he is shooting 43.2 percent from the midrange and 44.9 percent from the paint.

VET LEADER

Matt Allocco missed four consecutive games with a right wrist injury and made his return on Feb. 19 vs. SMU. He continues to work with trainer Nixon Dorvillien on his wrist. When Coach Shrews added the grad transfer he was hoping to add two things - a talented guard with NCAA Tournament experience and a leader by every definition of the word. Coach Shrews hoped that his young core of players would pick up those characteristics and then be leaders to the next group young freshmen group coming in.

This season, Allocco is averaging 9.0 ppg on 44.8 percent shooting. He's draining a career

best 45.5 percent from three. As previously mentioned, Allocco is also on pace for the highest A/TO ratio in program history at 3.67.

Allocco also leads the team in defensive rebounds per game at 4.1 and leads in +/- at +74 on the year.

NOTRE NOTABLES

- The 14-point comeback at BC was the largest come from behind victory in the Coach Shrews era.
- Burton's 32-point performance at BC was not only a career high but the fourth highest point total for an Irish player in an ACC game.
- Notre Dame was a perfect 16-16 from the free-throw line against Virginia Tech on Feb. 8. It marked the third best free-throw shooting percentage game in program history.
- Kebba grabbed a career high 12 rebounds in win at BC and recorded the game-winning putback.
- Speaking of Kebba, the junior is averaging 2.6 offensive rebounds/game in ACC play, which ranks seventh.
- Sir Mohammed has started in five straight games and has increased his points total in each start.
- Limited sample size but Sir is shooting 54.8 percent from two-point range.
- J.R. is shooting 39.1 percent from three in ACC play.
- Garrett Sundra tied his career high of 11 points vs. SMU on Feb. 19.
- Sundra has made eight of his last 12 from the field, raising his field goal percentage to 60.0 percent.

PROGRAM FIRST IN CHARLOTTESVILLE

Coach Shrews is looking for toughness away from South Bend to change the results/culture he sees on the road. A result to note was Notre Dame's 74-59 victory at Virginia. It marked the program's first ever win in JPJ Arena. Coach Shrewsberry has now defeated Virginia twice in three matchups.

PLAYERS ERA RECAP

The reigning ACC Rookie of the Year Markus Burton was averaging just over 21 ppg heading into Vegas for the Players Era Festival. Burton then got hurt in the first four minutes of the Rutgers game and will be out of competition on a week-to-week basis. Not to mention Sir Mohammed, Notre Dame's primary guard off the bench, was



2024-25 Notre Dame Men's Basketball ARTICLES & STORIES

already out recovering from his respective knee injury.

And despite losing their top scorer and primary ball handler, all three games in Vegas were there for the taking.

1. Matt Allocco put the team on his back against Rutgers and had a 'March worthy' performance. He forced overtime with a last-second three in regulation. Then in OT, he converted three triples in under 30 seconds to force a tie with under 15 seconds left. He ended up with a 24-point, 10-rebound double-double with 5 assists. He was 6-for-9 from three.

2. Versus #6/7 Houston, the Irish recorded a 7-0 run in the second half to pull within one at 44-45. Unfortunately, ND only scored 10 points in the final 13 minutes as Houston pulled away to win 65-54. Tae Davis led the Irish in scoring with 22 points on 9-of-15 shooting. It marked his second 20+ point performance of the season. He also tallied a team-high eight rebounds and a team-high four assists.

3. #21/19 Creighton was very similar. The Irish ultimately erased a 17-point deficit to take a lead 53-52 lead with 10:19 remaining. Yet, Creighton countered with four triples over the next four minutes and that ended up being the difference maker. Tae Davis and Braeden Shrewsberry led the Irish with 17 points each.

SHREWSBERRY SIGNS HIGHEST-RATED ND RECRUITING CLAS IN THE MODERN ERA

When Micah Shrewsberry became the Glenn & Stacey Murphy Notre Dame Men's Basketball Head Coach he told fans to jump on now because the train was taking off. Said recruiting train built massive momentum that ultimately materialized in Notre Dame's highest-rated recruiting class in the modern era.

Tommy Ahneman, Ryder Frost, Jalen Haralson and Brady Koehler all signed their Athletic Aid Agreement on Wednesday and officially became Irish. The class is ranked fourth in the nation by 247Sports, fifth by ESPN, fifth by Rivals and sixth by ON3. It's also the top-rated class in the state of Indiana; second overall in the ACC.

"We are very proud of the four who

signed with us this morning. They are all tremendous young men and fantastic basketball players who will represent Notre Dame on and off the court at a high level. When we as a staff began focusing on this class, we had a clear vision for what we wanted. We were looking to improve our skill level, size, and athleticism, and we were able to land four of our top priority recruits, in what can only be described as an elite recruiting class." - Coach Shrews

PRESEASON ACCOLADES FOR BURTON

Point guard Markus Burton looks to continue his ascent in collegiate basketball for his sophomore season. He went from winning Mr. Indiana Basketball as a high school senior to stepping on his home court in Purcell Pavilion and making an immediate impact with the Irish. He won the 2024 ACC Freshman of the Year Award (the first ND player to do so) and also took home Third Team All-ACC honors.

Before the 2024-25 season has officially gotten underway, Burton has collected more awards/recognition. First, the ACC named him a Preseason First Team selection. Burton's 17.5 ppg is the third highest returning scoring average in the ACC behind North Carolina's RJ Davis (21.2) and Wake Forest's Hunter Sallis (18.0 ppg).

Next, it was the Naismith Starting 5 - Bob Cousy Point Guard of the Year Top 20 Preseason Watch List. This prestigious award honors the best point guards in men's college basketball and is presented by the Basketball Hall of Fame. Burton is the first Irish point guard to be named to the Bob Cousy Top-20 Preseason Watch List since Matt Farrell (2017-18 Watch List).

Shortly after, ESPN.com announced its top-100 players ahead of the 2024-25 season. Burton landed at No. 40. They stated: "(Burton) averaged 17.5 PPG as a freshman, finishing with 20 points or more in 11 games. If he can become a consistent threat from the 3-point line (30%), the All-ACC third team pick could mature into one of the expanded conference's best players."

Last but not least, the Naismith Trophy added Burton to their College Player of the Year Watch List. A total of 50 players were named to the preseason list.

FROM LEAST TO MOST

When Coach Shrewsberry took over the Notre Dame job, he had to start at the ground-level. In fact, Notre Dame only returned 35 points at this point last year, which equated to 1.6% of scoring returning. That number ranked in the bottom five of Division-I schools. However, this year is quite a different story.

The Irish return the most scoring in the ACC by a landslide. With a solid young core of seven returnees (Markus Burton, Braeden Shrewsberry, Tae Davis, Julian Roper II, J.R. Konieczny, Kebba Njie, Logan Imes), Notre Dame returns 85.6 percent of its scoring. The next highest is Wake Forest at 59.8 percent.

In addition, the Irish return the third highest percentage of minutes in the country at 83.9 percent. Navy (91.3) and Wofford (84.3) hold the top two spots.

IRISH GO 3-0 IN SPAIN

Every four years at Notre Dame the program is allowed to go on a Foreign Tour. That time had come for the Irish men's hoops squad, as they went on a 10-day trip to Spain. They made stops in Madrid, Valencia and Barcelona and played a game in each city vs. a semi-pro all-star squad. Notre Dame went 3-0 on the trip and here are some highlights:

- Burton recorded 58 points, 12 assists, 11 steals and 17 rebounds in three games
- Sundra - 18 points, 24 rebounds
- Davis - 20 points, 20 rebounds
- Shrewsberry - 32 points with eight made triples
- Njie - 24 points, 21 rebounds

ACC ROOKIE OF THE YEAR RETURNS FOR MORE

The 2024 ACC Rookie of the Year Markus Burton has trained hard this summer to make year two even better. Last spring, Burton brought home the program's first ACC Rookie of the Year award and third ever Rookie of the Year award of any conference, joining Chris Thomas (2002) and Troy Murphy (1999) - who each won it in the Big East.

Below is a short recap of Burton's stellar and historic rookie campaign:



2024-25 Notre Dame Men's Basketball

- His 17.5 ppg led all ACC freshmen
- He ranked 3rd nationally amongst DI freshmen in scoring
- His 577 points set a new ND freshman scoring record, surpassing the previous holder Troy Murphy and his 519 points (1998-99).
- Burton's 17.5 ppg ranked 3rd all-time for a freshman behind Troy Murphy (19.2) and Adrian Dantley (18.3)
- His 63 steals tied Jerian Grant for third most in a single season
- ACC play only rankings: 17.5 points (6th), 2.2 steals (1st), 4.8 assists (3rd).
- Dished out 95 assists in ACC play - ranked as the 4th most by an ND player
- Produced two games with 15+ point, 5+ assists, 5+ steals. Since 1996, only one other Irish player (Chris Thomas) had produced two games in the same regular season with at least 15-5-5.
- Burton averaged the 2nd most points in the ACC from Feb. 24 on aka to the end of the season, averaging 22.1 ppg in that span (over five games). Burton produced a whopping 6 20+ point games in that span, with one of 30+.
- Four-time ACC Rookie of the Week - set a new ND record.

NON-STOP SUMMER FOR SHREWS

There was no time off or time wasted for Coach Shrewsberry this summer. We've already broached his recruiting efforts, but he also found time to serve as an assistant coach on the U.S. U18 squad during their gold medal run at the 2024 FIBA U18 Americup. The U18 USA squad spent the first week in June competing in Buenos Aires, ultimately downing Brazil to take the top seed in Group B. The U.S. then cruised past Canada in the semifinals to soar right into the gold-medal game where they defeated Argentina 110-70.

A day after landing back in the States, Coach Shrews hopped on a plane to Boston to catch game five of the NBA Finals. Coach got to celebrate with his former players and staff in the locker room afterwards and has the championship goggles hanging in his office. You can find a video on the NDMBB social accounts of Coach Shrews congratulating his former protegee and NBA Finals MVP Jalen Brown.

SHREWSBERRY/STEVENS CONNECTION

Celebrating Boston's NBA Title is a great

segue into the long-standing friendship between the Shrewsberry and Stevens family.

The connection with Brad Stevens and Micah Shrewsberry dates back to their days at Butler. Then again for six years together with the Boston Celtics. Braeden Shrewsberry states he's been friends with Brady Stevens (Brad's son and now freshman walk-on on the team) for as long as he can remember. Braeden also claimed to be Notre Dame's top recruiter when Brady was deciding on a college.

IN-STATE TALENT

The Irish boast 5 players from the state of Indiana on the 2024-25 roster. That marks the most in-state talent since the 2015-16 Notre Dame squad, who also had five.

The Indiana ties go even further. Coach Shrewsberry grew up right outside of Indianapolis and has coaches all over the state. Kebba Njie played high school ball in Indiana at La Lumiere. Juilan Roper II played in AAU ball in Indy. Brady Stevens spent some time here as a kid when his dad coached at Butler. Plus, Development & Recruiting Coordinator Grady Eifert played at Purdue.



2024-25 Notre Dame Men's Basketball

GAME BY GAME COMPARISON



2024-25 Notre Dame Men's Basketball Team Game-by-Game All games

Page 1/1
as of Feb 20, 2025

Opponent	Date	Score		Total		3-Pointers		Free throws		Rebounds				PF	A	TO	BLK	STL	PTS	AVG
				FG-FGA	PCT	3FG-3FGA	PCT	FT-FTA	PCT	OFF	DEF	TOT	AVG							
Stonehill	11/06/2024	89-60	W	31-61	.508	11-23	.478	16-22	.727	17	33	50	50.0	16	14	14	1	5	89	89.0
Buffalo	11/11/2024	86-77	W	30-59	.508	5-20	.250	21-27	.778	5	36	41	45.5	13	16	10	5	6	86	87.5
at Georgetown	11/16/2024	84-63	W	32-54	.593	9-21	.429	11-12	.917	8	34	42	44.3	17	20	12	2	3	84	86.3
North Dakota	11/19/2024	75-58	W	32-62	.516	3-17	.176	8-10	.800	7	29	36	42.3	11	12	7	3	9	75	83.5
Elon	11/22/2024	77-84	L	29-61	.475	12-29	.414	7-9	.778	7	17	24	38.6	19	15	6	2	7	77	82.2
vs Rutgers	11/26/2024	84-85	Lot	29-66	.439	14-33	.424	12-15	.800	14	27	41	39.0	24	12	14	1	2	84	82.5
vs Houston	11/27/2024	54-65	L	19-49	.388	7-21	.333	9-14	.643	7	27	34	38.3	12	12	0	1	54	78.4	
vs Creighton	11/30/2024	76-80	L	28-65	.431	9-23	.391	11-15	.733	12	25	37	38.1	15	14	9	3	6	76	78.1
at Georgia	12/03/2024	48-69	L	19-52	.365	4-19	.211	6-9	.667	7	20	27	36.9	11	5	10	1	3	48	74.8
Syracuse	12/07/2024	69-64	W	22-49	.449	8-22	.364	17-27	.630	9	25	34	36.6	19	7	15	4	4	69	74.2
Dartmouth	12/11/2024	77-65	W	31-59	.525	6-21	.286	9-14	.643	6	29	35	36.5	15	11	9	1	6	77	74.5
Le Moyne	12/22/2024	91-62	W	28-58	.483	9-24	.375	26-32	.813	14	31	45	37.2	11	16	10	2	6	91	75.8
at Georgia Tech	12/31/2024	75-86	L	27-62	.435	9-21	.429	12-14	.857	14	15	29	36.5	17	17	10	2	3	75	75.8
North Carolina	01/04/2025	73-74	L	25-57	.439	7-23	.304	16-21	.762	12	20	32	36.2	15	7	13	0	10	73	75.6
at NC State	01/08/2025	65-66	L	24-52	.462	8-19	.421	9-13	.692	8	26	34	36.1	11	14	10	2	5	65	74.9
at Duke	01/11/2025	78-86	L	27-57	.474	14-24	.583	10-16	.625	5	16	21	35.1	27	15	7	1	3	78	75.1
Boston College	01/13/2025	78-60	W	26-55	.473	3-15	.200	23-27	.852	17	18	35	35.1	12	7	10	1	13	78	75.2
at Syracuse	01/18/2025	69-77	L	24-57	.421	5-14	.357	16-18	.889	11	32	43	35.6	23	3	13	1	6	69	74.9
at Virginia	01/25/2025	74-59	W	27-56	.482	12-23	.522	8-11	.727	10	29	39	35.7	10	17	7	2	5	74	74.8
Georgia Tech	01/28/2025	71-68	W	25-53	.472	10-23	.435	11-16	.688	8	24	32	35.6	13	10	10	0	4	71	74.7
at Miami (FL)	02/01/2025	57-63	L	23-54	.426	9-24	.375	2-9	.222	11	20	31	35.3	12	13	12	1	4	57	73.8
at Florida St.	02/04/2025	60-67	L	23-63	.365	8-22	.364	6-13	.462	16	20	36	35.4	17	13	16	0	10	60	73.2
Virginia Tech	02/08/2025	63-65	L	22-56	.393	3-17	.176	16-16	1.000	14	24	38	35.5	14	9	17	2	9	63	72.7
at Boston College	02/12/2025	97-94	Wot2	35-74	.473	7-23	.304	20-29	.690	16	24	40	35.7	12	10	9	3	6	97	73.8
Louisville	02/16/2025	60-75	L	20-55	.364	6-22	.273	14-16	.875	9	23	32	35.5	19	7	11	2	8	60	73.2
SMU	02/19/2025	73-97	L	23-55	.418	10-31	.323	17-25	.680	6	14	20	34.9	21	14	12	1	5	73	73.2
Total		1903		681-1501	.454	208-574	.362	333-450	.740	270	638	908	34.9	406	310	285	43	149	1903	73.2
Opponents		1869		668-1478	.452	197-614	.321	336-448	.750	227	609	836	32.2	430	376	269	88	154	1869	71.9

Notre Dame Averages

Games Played	Points/ game	FG Pct	3FG Pct	FT Pct	Rebounds/ game	Assists/ game	Turnovers/ game	Assist/Turnover ratio	Steals/ game	Blocks/ game
26	73.2	45.4	36.2	74.0	34.9	11.9	11.0	1.1	5.7	1.7



2024-25 Notre Dame Men's Basketball Opponents Game-by-Game All games

Page 1/1
as of Feb 20, 2025

Opponent	Date	Score		Total		3-Pointers		Free throws		Rebounds				PF	A	TO	BLK	STL	PTS	AVG
				FG-FGA	PCT	3FG-3FGA	PCT	FT-FTA	PCT	OFF	DEF	TOT	AVG							
Stonehill	11/06/2024	89-60	W	17-56	.304	11-31	.355	15-18	.833	7	16	23	23.0	20	12	10	6	9	60	60.0
Buffalo	11/11/2024	86-77	W	30-70	.429	11-34	.324	6-11	.545	8	30	38	30.5	20	16	11	3	6	77	68.5
at Georgetown	11/16/2024	84-63	W	22-70	.314	8-32	.250	11-16	.688	18	15	33	31.3	16	15	5	2	7	63	66.7
North Dakota	11/19/2024	75-58	W	22-64	.344	9-27	.333	5-8	.625	14	24	38	33.0	13	10	15	3	1	58	64.5
Elon	11/22/2024	77-84	L	32-56	.571	7-15	.467	13-17	.765	10	25	35	33.4	11	19	10	4	4	84	68.4
vs Rutgers	11/26/2024	84-85	Lot	29-65	.446	8-24	.333	19-28	.679	14	23	37	34.0	16	9	9	3	9	85	71.2
vs Houston	11/27/2024	54-65	L	27-60	.450	6-23	.261	5-9	.556	8	24	32	33.7	16	19	5	2	5	65	70.3
vs Creighton	11/30/2024	76-80	L	28-57	.491	11-24	.458	13-15	.867	5	27	32	33.5	13	19	12	7	4	80	71.5
at Georgia	12/03/2024	48-69	L	28-63	.444	6-26	.231	7-9	.778	14	26	40	34.2	13	19	5	3	7	69	71.2
Syracuse	12/07/2024	69-64	W	24-51	.471	0-9	.000	16-24	.667	7	24	31	33.9	21	13	13	2	5	64	70.5
Dartmouth	12/11/2024	77-65	W	22-55	.400	6-33	.182	15-17	.882	6	25	31	33.6	14	13	11	0	6	65	70.0
Le Moyne	12/22/2024	91-62	W	21-57	.368	7-26	.269	13-16	.813	6	21	27	33.1	24	11	13	2	5	62	69.3
at Georgia Tech	12/31/2024	75-86	L	30-53	.566	8-20	.400	18-25	.720	9	21	30	32.8	14	17	8	4	5	86	70.6
North Carolina	01/04/2025	73-74	L	27-51	.529	6-21	.286	14-18	.778	5	25	30	32.6	19	14	13	8	4	74	70.9
at NC State	01/08/2025	65-66	L	24-55	.436	10-27	.370	8-11	.727	7	22	29	32.4	11	14	7	6	6	66	70.5
at Duke	01/11/2025	78-86	L	24-45	.533	8-24	.333	30-35	.857	7	27	34	32.5	17	17	8	1	2	86	71.5
Boston College	01/13/2025	78-60	W	22-47	.468	10-19	.526	6-6	1.000	7	16	23	31.9	23	10	18	2	6	60	70.8
at Syracuse	01/18/2025	69-77	L	24-58	.414	8-24	.333	21-34	.618	11	23	34	32.1	17	14	9	4	9	77	71.2
at Virginia	01/25/2025	74-59	W	23-57	.404	10-23	.435	3-5	.600	7	20	27	31.8	12	14	6	4	3	59	70.5
Georgia Tech	01/28/2025	71-68	W	27-55	.491	5-16	.313	9-11	.818	6	23	29	31.7	18	11	8	6	8	68	70.4
at Miami (FL)	02/01/2025	57-63	L	23-50	.460	4-18	.222	13-17	.765	8	21	29	31.5	11	10	6	1	7	63	70.0
at Florida St.	02/04/2025	60-67	L	24-49	.490	3-13	.231	16-19	.842	6	27	33	31.6	19	12	18	4	7	67	69.9
Virginia Tech	02/08/2025	63-65	L	22-56	.393	6-31	.194	15-20	.750	12	20	32	31.6	17	13	13	2	7	65	69.7
at Boston College	02/12/2025	97-94	Wot2	36-67	.537	10-21	.476	12-15	.800	6	28	34	31.7	21	22	13	5	6	94	70.7
Louisville	02/16/2025	60-75	L	26-53	.491	11-33	.333	12-17	.706	6	26	32	31.7	15	16	10	2	6	75	70.9
SMU	02/19/2025	73-97	L	34-58	.586	8-20	.400	21-27	.778	13	30	43	32.2	19	17	13	2	10	97	71.9
Total			1869	668-1478	.452	197-614	.321	336-448	.750	227	609	836	32.2	430	376	269	88	154	1869	71.9
Notre Dame			1903	681-1501	.454	208-574	.362	333-450	.740	270	638	908	34.9	406	310	285	43	149	1903	73.2

Opponents Averages

Games Played	Points/ game	FG Pct	3FG Pct	FT Pct	Rebounds/ game	Assists/ game	Turnovers/ game	Assist/Turnover ratio	Steals/ game	Blocks/ game
26	71.9	45.2	32.1	75.0	32.2	14.5	10.3	1.4	5.9	3.4



2024-25 Notre Dame Men's Basketball
SEASON STATS



2024-25 Notre Dame Men's Basketball
Combined Team Statistics
All games

Page 1/1
as of Feb 20, 2025

Game Records

Record	Overall	Home	Away	Neutral
ALL GAMES	11-15	8-5	3-7	0-3
CONFERENCE	5-10	3-4	2-6	0-0
NON-CONFERENCE	6-5	5-1	1-1	0-3

Score by Periods

Team	1st	2nd	OT	TOT
Notre Dame	912	959	32	1903
Opponents	889	950	30	1869

Team Box Score

No.	Player	Total					3-Point		F-Throw		Rebounds											
		GP-GS	MIN	AVG	FG-FGA	FG%	3FG-3FGA	3FG%	FT-FTA	FT%	OFF	DEF	TOT	AVG	PF	DQ	A	TO	BLK	STL	PTS	AVG
3	BURTON, Markus	19-18	603:44	31.8	141-316	.446	35-93	.376	69-81	.852	4	58	62	3.3	45	0	57	48	1	32	386	20.3
7	DAVIS, Tae	26-26	794:09	30.5	140-284	.493	12-37	.324	114-151	.755	52	90	142	5.5	62	1	48	55	1	16	406	15.6
11	SHREWSBERRY, Braeden	26-26	900:20	34.6	129-312	.413	72-195	.369	34-41	.829	10	69	79	3.0	32	1	42	31	4	15	364	14.0
41	ALLOCCO, Matt	22-21	725:22	33.0	65-145	.448	35-77	.455	32-44	.727	6	91	97	4.4	41	0	66	18	4	14	197	9.0
14	NJIE, Kebba	26-25	615:26	23.7	59-107	.551	7-15	.467	37-51	.725	61	100	161	6.2	57	0	12	34	16	12	162	6.2
20	KONIECZNY, J.R.	25-0	341:02	13.6	36-91	.396	14-44	.318	8-12	.667	15	43	58	2.3	19	0	20	17	6	6	94	3.8
4	MOHAMMED, Sir	16-5	208:14	13.0	22-57	.386	5-26	.192	6-15	.400	14	13	27	1.7	20	0	15	14	2	8	55	3.4
21	CHEBUHAR, Burke	11-0	76:31	7.0	12-20	.600	9-16	.563	2-3	.667	3	10	13	1.2	9	0	5	5	0	2	35	3.2
12	SUNDRA, Garrett	14-0	136:23	9.7	15-25	.600	8-16	.500	6-7	.857	8	16	24	1.7	13	0	6	6	2	4	44	3.1
25	KONSTANTYNOVSKIY, Nikita	23-1	213:37	9.3	27-40	.675	0-1	.000	5-15	.333	23	48	71	3.1	33	0	4	12	2	4	59	2.6
2	IMES, Logan	20-2	202:58	10.1	15-36	.417	3-14	.214	9-12	.750	5	19	24	1.2	16	1	14	13	2	5	42	2.1
1	ROPER II, Julian	26-6	401:08	15.4	16-52	.308	6-27	.222	9-16	.563	23	34	57	2.2	50	1	19	9	3	30	47	1.8
5	CERTA, Cole	11-0	49:38	4.5	4-14	.286	2-12	.167	2-2	1.000	1	2	3	0.3	8	0	2	4	0	0	12	1.1
10	KELLY, JT	2-0	02:14	1.1	0-1	.000	0-1	.000	0-0	.000	0	0	0	0.0	0	0	0	0	0	1	0	0.0
15	HATTAN, Thomas	1-0	02:07	2.1	0-1	.000	0-0	.000	0-0	.000	0	0	0	0.0	0	0	0	0	0	0	0	0.0
22	CROWE, Thomas	1-0	02:07	2.1	0-0	.000	0-0	.000	0-0	.000	0	0	0	0.0	1	0	0	0	0	0	0	0.0
Team											45	45	90					19				
Total		26	5275		681-1501	.454	208-574	.362	333-450	.740	270	638	908	34.9	406	4	310	285	43	149	1903	73.2
Opponents		26	5275		668-1478	.452	197-614	.321	336-448	.750	227	609	836	32.2	430	6	376	269	88	154	1869	71.9

Team Statistics

	ND	OPP
Scoring		
Points per game	1903	1869
Scoring margin	73.2	71.9
	+1.3	-
Field goals-att		
Field goal pct	681-1501	668-1478
	.454	.452
3 point fg-att		
3-point FG pct	208-574	197-614
3-pt FG made per game	.362	.321
	8.0	7.6
Free throws-att		
Free throw pct	333-450	336-448
F-Throws made per game	.740	.750
	12.8	12.9
Rebounds		
Rebounds per game	908	836
Rebounding margin	34.9	32.2
	+2.8	-
Assists		
Assists per game	310	376
	11.9	14.5
Turnovers		
Turnovers per game	285	269
Turnover margin	11.0	10.3
Assist/turnover ratio	-0.6	-
	1.1	1.4
Steals		
Steals per game	149	154
	5.7	5.9
Blocks		
Blocks per game	43	88
	1.7	3.4
Winning streak		
Home win streak	0	-
	0	-
Attendance		
Home games-Avg/Game	67975	91514
Neutral site-Avg/Game	13-5229	10-9151
	-	3-6287

Team Results

Date	Opponent		Score	Att.
11/06/2024	Stonehill	W	89-60	5121
11/11/2024	Buffalo	W	86-77	4132
11/16/2024	at Georgetown	W	84-63	8819
11/19/2024	North Dakota	W	75-58	3912
11/22/2024	Elon	L	77-84	4475
11/26/2024	vs Rutgers	Lot	84-85	7602
11/27/2024	vs Houston	L	54-65	6143
11/30/2024	vs Creighton	L	76-80	5116
12/03/2024	at Georgia	L	48-69	8045
12/07/2024	Syracuse	W	69-64	6280
12/11/2024	Dartmouth	W	77-65	3827
12/22/2024	Le Moyne	W	91-62	5396
12/31/2024	at Georgia Tech	L	75-86	4914
01/04/2025	North Carolina	L	73-74	9149
01/08/2025	at NC State	L	65-66	13515
01/11/2025	at Duke	L	78-86	9314
01/13/2025	Boston College	W	78-60	4693
01/18/2025	at Syracuse	L	69-77	20842
01/25/2025	at Virginia	W	74-59	14637
01/28/2025	Georgia Tech	W	71-68	4262
02/01/2025	at Miami (FL)	L	57-63	3649
02/04/2025	at Florida St.	L	60-67	5101
02/08/2025	Virginia Tech	L	63-65	6959
02/12/2025	at Boston College	Wot2	97-94	2678
02/16/2025	Louisville	L	60-75	5437
02/19/2025	SMU	L	73-97	4332



2024-25 Notre Dame Men's Basketball ACC STATS



2024-25 Notre Dame Men's Basketball Combined Team Statistics In Conference games

Page 1/1
as of Feb 20, 2025

Game Records					Score by Periods			
Record	Overall	Home	Away	Neutral	Team	1st	2nd	OT
ALL GAMES	5-10	3-4	2-6	0-0	Notre Dame	494	551	17
CONFERENCE	5-10	3-4	2-6	0-0	Opponents	514	573	14
NON-CONFERENCE	0-0	0-0	0-0	0-0				

Team Box Score																											
No.	Player				Total		3-Point		F-Throw		Rebounds																
		GP-GS	MIN	AVG	FG-FGA	FG%	3FG-3FGA	3FG%	FT-FTA	FT%	OFF	DEF	TOT	AVG	PF	DQ	A	TO	BLK	STL	PTS	AVG					
3	BURTON, Markus	13-12	433:57	33.4	99-228	.434	26-67	.388	53-62	.855	3	32	35	2.7	32	0	31	41	1	24	277	21.3					
7	DAVIS, Tae	15-15	483:34	32.2	82-172	.477	8-23	.348	60-81	.741	29	48	77	5.1	30	0	31	31	0	7	232	15.5					
11	SHREWSBERRY, Braeden	15-15	522:00	34.8	65-164	.396	44-110	.400	17-22	.773	8	43	51	3.4	23	1	22	16	2	8	191	12.7					
41	ALLOCCO, Matt	11-10	349:55	31.8	27-64	.422	14-34	.412	16-26	.615	3	47	50	4.5	23	0	25	12	3	12	84	7.6					
14	NJIE, Kebba	15-14	375:06	25.0	29-56	.518	4-8	.500	27-38	.711	39	60	99	6.6	40	0	8	20	8	10	89	5.9					
4	MOHAMMED, Sir	14-5	182:16	13.0	20-48	.417	5-21	.238	5-13	.385	12	8	20	1.4	16	0	11	11	1	8	50	3.6					
20	KONIECZNY, J.R.	14-0	187:09	13.4	17-44	.386	9-23	.391	4-5	.800	8	18	26	1.9	9	0	13	8	4	4	47	3.4					
12	SUNDRA, Garrett	8-0	81:47	10.2	8-12	.667	4-7	.571	6-7	.857	4	6	10	1.3	9	0	4	3	1	4	26	3.3					
25	KONSTANTYNOVSKIY, Nikita	12-1	111:06	9.3	12-16	.750	0-0	.000	2-7	.286	9	24	33	2.8	21	0	2	8	1	1	26	2.2					
1	ROPER II, Julian	15-3	223:29	14.9	9-30	.300	4-17	.235	3-6	.500	16	16	32	2.1	29	0	10	4	1	15	25	1.7					
5	CERTA, Cole	5-0	30:57	6.2	2-9	.222	1-8	.125	2-2	1.000	1	1	2	0.4	6	0	1	2	0	0	7	1.4					
2	IMES, Logan	10-0	56:18	5.6	3-10	.300	0-3	.000	2-2	1.000	1	5	6	0.6	2	0	4	5	0	2	8	0.8					
21	CHEBUHAR, Burke	3-0	12:27	4.2	0-2	.000	0-2	.000	0-0	.000	0	0	0	0.0	2	0	1	1	0	0	0	0.0					
Team											33	22	55					10									
Total		15	3050		373-855	.436	119-323	.368	197-271	.727	166	330	496	33.1	242	1	163	172	22	95	1062	70.8					
Opponents		15	3050		390-805	.484	107-319	.335	214-284	.754	117	353	470	31.3	254	3	214	163	53	91	1101	73.4					

Team Statistics

	ND	OPP
Scoring		
Points per game	1062	1101
Scoring margin	70.8	73.4
Field goals-att	373-855	390-805
Field goal pct	.436	.484
3 point fg-att	119-323	107-319
3-point FG pct	.368	.335
3-pt FG made per game	7.9	7.1
Free throws-att	197-271	214-284
Free throw pct	.727	.754
F-Throws made per game	13.1	14.3
Rebounds	496	470
Rebounds per game	33.1	31.3
Rebounding margin	+1.7	-
Assists	163	214
Assists per game	10.9	14.3
Turnovers	172	163
Turnovers per game	11.5	10.9
Turnover margin	-0.6	-
Assist/turnover ratio	0.9	1.3
Steals	95	91
Steals per game	6.3	6.1
Blocks	22	53
Blocks per game	1.5	3.5
Winning streak	0	-
Home win streak	0	-
Attendance	41112	74650
Home games-Avg/Game	7-5873	8-9331
Neutral site-Avg/Game	-	0-0

Team Results

Date	Opponent		Score	Att.
12/07/2024	Syracuse	W	69-64	6280
12/31/2024	at Georgia Tech	L	75-86	4914
01/04/2025	North Carolina	L	73-74	9149
01/08/2025	at NC State	L	65-66	13515
01/11/2025	at Duke	L	78-86	9314
01/13/2025	Boston College	W	78-60	4693
01/18/2025	at Syracuse	L	69-77	20842
01/25/2025	at Virginia	W	74-59	14637
01/28/2025	Georgia Tech	W	71-68	4262
02/01/2025	at Miami (FL)	L	57-63	3649
02/04/2025	at Florida St.	L	60-67	5101
02/08/2025	Virginia Tech	L	63-65	6959
02/12/2025	at Boston College	Wot2	97-94	2678
02/16/2025	Louisville	L	60-75	5437
02/19/2025	SMU	L	73-97	4332



2024-25 Notre Dame Men's Basketball

NOTRE DAME HIGHS & LOWS

Notre Dame - Game Highs

POINTS	97	at Boston College (02/12/2025)
	91	Le Moyne (12/22/2024)
	89	Stonehill (11/06/2024)
	86	Buffalo (11/11/2024)
	84	vs Rutgers (N) (11/26/2024)
	84	at Georgetown (11/16/2024)
FIELD GOALS MADE	35	at Boston College (02/12/2025)
	32	North Dakota (11/19/2024)
	32	at Georgetown (11/16/2024)
FIELD GOAL ATTEMPTS	74	at Boston College (02/12/2025)
	66	vs Rutgers (N) (11/26/2024)
FIELD GOAL PERCENTAGE	.593	(32-54) at Georgetown (11/16/2024)
	.525	(31-59) Dartmouth (12/11/2024)
3 PT FG MADE	14	at Duke (01/11/2025)
	14	vs Rutgers (N) (11/26/2024)
3 PT FG ATTEMPTS	33	vs Rutgers (N) (11/26/2024)
	29	Elon (11/22/2024)
3 PT FG PERCENTAGE	.583	(14-24) at Duke (01/11/2025)
	.522	(12-23) at Virginia (01/25/2025)
FREE THROWS MADE	26	Le Moyne (12/22/2024)
	23	Boston College (01/13/2025)
FREE THROW ATTEMPTS	32	Le Moyne (12/22/2024)
	29	at Boston College (02/12/2025)
FREE THROW PERCENTAGE	1.000	(16-16) Virginia Tech (02/08/2025)
	.917	(11-12) at Georgetown (11/16/2024)
REBOUNDS	50	Stonehill (11/06/2024)
	45	Le Moyne (12/22/2024)
ASSISTS	20	at Georgetown (11/16/2024)
	17	at Virginia (01/25/2025)
	17	at Georgia Tech (12/31/2024)
STEALS	13	Boston College (01/13/2025)
	10	at Florida St. (02/04/2025)
	10	North Carolina (01/04/2025)
BLOCKED SHOTS	5	Buffalo (11/11/2024)
	4	Syracuse (12/07/2024)
TURNOVERS	17	Virginia Tech (02/08/2025)
	16	at Florida St. (02/04/2025)
FOULS	27	at Duke (01/11/2025)
	24	vs Rutgers (N) (11/26/2024)

Notre Dame - Game Lows

POINTS	48	at Georgia (12/03/2024)
	54	vs Houston (N) (11/27/2024)
	57	at Miami (FL) (02/01/2025)
	60	Louisville (02/16/2025)
	60	at Florida St. (02/04/2025)
FIELD GOALS MADE	19	at Georgia (12/03/2024)
	19	vs Houston (N) (11/27/2024)
FIELD GOAL ATTEMPTS	49	Syracuse (12/07/2024)
	49	vs Houston (N) (11/27/2024)
FIELD GOAL PERCENTAGE	.364	(20-55) Louisville (02/16/2025)
	.365	(23-63) at Florida St. (02/04/2025)
	.365	(19-52) at Georgia (12/03/2024)
3 PT FG MADE	3	Virginia Tech (02/08/2025)
	3	Boston College (01/13/2025)
	3	North Dakota (11/19/2024)
3 PT FG ATTEMPTS	14	at Syracuse (01/18/2025)
	15	Boston College (01/13/2025)
3 PT FG PERCENTAGE	.176	(3-17) Virginia Tech (02/08/2025)
	.176	(3-17) North Dakota (11/19/2024)
FREE THROWS MADE	2	at Miami (FL) (02/01/2025)
	6	at Florida St. (02/04/2025)
	6	at Georgia (12/03/2024)
FREE THROW ATTEMPTS	9	at Miami (FL) (02/01/2025)
	9	at Georgia (12/03/2024)
	9	Elon (11/22/2024)
FREE THROW PERCENTAGE	.222	(2-9) at Miami (FL) (02/01/2025)
	.462	(6-13) at Florida St. (02/04/2025)
REBOUNDS	21	at Duke (01/11/2025)
	24	Elon (11/22/2024)
ASSISTS	3	at Syracuse (01/18/2025)
	5	at Georgia (12/03/2024)
STEALS	1	vs Houston (N) (11/27/2024)
	2	vs Rutgers (N) (11/26/2024)
BLOCKED SHOTS	0	at Florida St. (02/04/2025)
	0	Georgia Tech (01/28/2025)
	0	North Carolina (01/04/2025)
	0	vs Houston (N) (11/27/2024)
TURNOVERS	6	Elon (11/22/2024)
	7	at Virginia (01/25/2025)
	7	at Duke (01/11/2025)
	7	North Dakota (11/19/2024)
FOULS	10	at Virginia (01/25/2025)
	11	at NC State (01/08/2025)
	11	Le Moyne (12/22/2024)
	11	at Georgia (12/03/2024)
	11	North Dakota (11/19/2024)



2024-25 Notre Dame Men's Basketball OPPONENT HIGHS & LOWS

Opponent - Game Highs

POINTS	94		at Boston College (02/12/2025)
	86		at Duke (01/11/2025)
	86		at Georgia Tech (12/31/2024)
	85		vs Rutgers (N) (11/26/2024)
	84		Elon (11/22/2024)
FIELD GOALS MADE	36		at Boston College (02/12/2025)
	32		Elon (11/22/2024)
FIELD GOAL ATTEMPTS	70		at Georgetown (11/16/2024)
	70		Buffalo (11/11/2024)
FIELD GOAL PERCENTAGE	.571	(32-56)	Elon (11/22/2024)
	.566	(30-53)	at Georgia Tech (12/31/2024)
3 PT FG MADE	11		Louisville (02/16/2025)
	11		vs Creighton (N) (11/30/2024)
	11		Buffalo (11/11/2024)
	11		Stonehill (11/06/2024)
3 PT FG ATTEMPTS	34		Buffalo (11/11/2024)
	33		Louisville (02/16/2025)
	33		Dartmouth (12/11/2024)
3 PT FG PERCENTAGE	.526	(10-19)	Boston College (01/13/2025)
	.476	(10-21)	at Boston College (02/12/2025)
FREE THROWS MADE	30		at Duke (01/11/2025)
	21		at Syracuse (01/18/2025)
FREE THROW ATTEMPTS	35		at Duke (01/11/2025)
	34		at Syracuse (01/18/2025)
FREE THROW PERCENTAGE	1.000	(6-6)	Boston College (01/13/2025)
	.882	(15-17)	Dartmouth (12/11/2024)
REBOUNDS	40		at Georgia (12/03/2024)
	38		North Dakota (11/19/2024)
	38		Buffalo (11/11/2024)
ASSISTS	22		at Boston College (02/12/2025)
	19		at Georgia (12/03/2024)
	19		vs Creighton (N) (11/30/2024)
	19		vs Houston (N) (11/27/2024)
	19		Elon (11/22/2024)
STEALS	9		at Syracuse (01/18/2025)
	9		vs Rutgers (N) (11/26/2024)
	9		Stonehill (11/06/2024)
BLOCKED SHOTS	8		North Carolina (01/04/2025)
	7		vs Creighton (N) (11/30/2024)
TURNOVERS	18		at Florida St. (02/04/2025)
	18		Boston College (01/13/2025)
FOULS	24		Le Moyne (12/22/2024)
	23		Boston College (01/13/2025)

Opponent - Game Lows

POINTS	58		North Dakota (11/19/2024)
	59		at Virginia (01/25/2025)
	60		Boston College (01/13/2025)
	60		Stonehill (11/06/2024)
	62		Le Moyne (12/22/2024)
FIELD GOALS MADE	17		Stonehill (11/06/2024)
	21		Le Moyne (12/22/2024)
FIELD GOAL ATTEMPTS	45		at Duke (01/11/2025)
	47		Boston College (01/13/2025)
FIELD GOAL PERCENTAGE	.304	(17-56)	Stonehill (11/06/2024)
	.314	(22-70)	at Georgetown (11/16/2024)
3 PT FG MADE	0		Syracuse (12/07/2024)
	3		at Florida St. (02/04/2025)
3 PT FG ATTEMPTS	9		Syracuse (12/07/2024)
	13		at Florida St. (02/04/2025)
3 PT FG PERCENTAGE	.000	(0-9)	Syracuse (12/07/2024)
	.182	(6-33)	Dartmouth (12/11/2024)
FREE THROWS MADE	3		at Virginia (01/25/2025)
	5		vs Houston (N) (11/27/2024)
	5		North Dakota (11/19/2024)
FREE THROW ATTEMPTS	5		at Virginia (01/25/2025)
	6		Boston College (01/13/2025)
FREE THROW PERCENTAGE	.545	(6-11)	Buffalo (11/11/2024)
	.556	(5-9)	vs Houston (N) (11/27/2024)
REBOUNDS	23		Boston College (01/13/2025)
	23		Stonehill (11/06/2024)
ASSISTS	9		vs Rutgers (N) (11/26/2024)
	10		at Miami (FL) (02/01/2025)
	10		Boston College (01/13/2025)
	10		North Dakota (11/19/2024)
STEALS	1		North Dakota (11/19/2024)
	2		at Duke (01/11/2025)
BLOCKED SHOTS	0		Dartmouth (12/11/2024)
	1		at Miami (FL) (02/01/2025)
	1		at Duke (01/11/2025)
TURNOVERS	5		at Georgia (12/03/2024)
	5		vs Houston (N) (11/27/2024)
	5		at Georgetown (11/16/2024)
FOULS	11		at Miami (FL) (02/01/2025)
	11		at NC State (01/08/2025)
	11		Elon (11/22/2024)



2024-25 Notre Dame Men's Basketball

INDIVIDUAL HIGHS

Notre Dame - Individual Game Highs

POINTS	32	Markus Burton at Boston College (02/12/2025)
	29	Markus Burton vs North Dakota (11/19/2024)
	28	Markus Burton at Syracuse (01/18/2025)
	27	Tae Davis at Georgia Tech (12/31/2024)
	27	Tae Davis vs Buffalo (11/11/2024)
FIELD GOALS MADE	13	Markus Burton vs North Dakota (11/19/2024)
	12	Markus Burton at Boston College (02/12/2025)
FIELD GOAL ATTEMPTS	29	Markus Burton at Boston College (02/12/2025)
	26	Markus Burton at Syracuse (01/18/2025)
FIELD GOAL PERCENTAGE (min 5 made)	.833 (5-6)	Tae Davis at Georgetown (11/16/2024)
	.750 (6-8)	Tae Davis vs Syracuse (12/07/2024)
3 PT FG MADE	6	Braeden Shrewsberry vs Syracuse (12/07/2024)
	6	Matt Allocco vs Rutgers (NI) (11/26/2024)
3 PT FG ATTEMPTS	13	Braeden Shrewsberry vs Houston (NI) (11/27/2024)
	13	Braeden Shrewsberry vs Rutgers (NI) (11/26/2024)
3 PT FG PERCENTAGE (min 2 made)	1.000 (3-3)	Burke Chebuhar at Georgetown (11/16/2024)
	1.000 (2-2)	Tae Davis vs Virginia Tech (02/08/2025)
	1.000 (2-2)	J.R. Konieczny at Duke (01/11/2025)
	1.000 (2-2)	Matt Allocco vs Stonehill (11/06/2024)
FREE THROWS MADE	12	Tae Davis vs Le Moyne (12/22/2024)
	12	Tae Davis vs Buffalo (11/11/2024)
FREE THROW ATTEMPTS	14	Tae Davis vs Le Moyne (12/22/2024)
	13	Tae Davis vs Buffalo (11/11/2024)
FREE THROW PERCENTAGE (min 3 made)	1.000 (8-8)	Markus Burton at Georgetown (11/16/2024)
	1.000 (7-7)	Tae Davis vs Louisville (02/16/2025)
	1.000 (6-6)	Markus Burton vs Virginia Tech (02/08/2025)
	1.000 (5-5)	Braeden Shrewsberry vs Le Moyne (12/22/2024)
	1.000 (4-4)	Markus Burton vs Louisville (02/16/2025)
	1.000 (4-4)	Kebba Njie vs Virginia Tech (02/08/2025)
	1.000 (4-4)	Tae Davis vs Virginia Tech (02/08/2025)
	1.000 (4-4)	Markus Burton vs Georgia Tech (01/28/2025)
	1.000 (4-4)	Braeden Shrewsberry at Syracuse (01/18/2025)
	1.000 (4-4)	Kebba Njie vs Boston College (01/13/2025)
	1.000 (4-4)	Matt Allocco vs Creighton (NI) (11/30/2024)
	1.000 (4-4)	Markus Burton vs Stonehill (11/06/2024)
	1.000 (3-3)	Garrett Sundra at Boston College (02/12/2025)
	1.000 (3-3)	Braeden Shrewsberry vs Syracuse (12/07/2024)
	1.000 (3-3)	Braeden Shrewsberry vs Elon (11/22/2024)
	1.000 (3-3)	Braeden Shrewsberry vs Buffalo (11/11/2024)
REBOUNDS	12	Kebba Njie at Boston College (02/12/2025)
	11	Kebba Njie at NC State (01/08/2025)
ASSISTS	8	Markus Burton vs Buffalo (11/11/2024)
	7	Matt Allocco at Georgia Tech (12/31/2024)
	7	Matt Allocco at Georgetown (11/16/2024)
STEALS	5	Julian Roper II vs North Dakota (11/19/2024)
	4	Markus Burton at Florida St. (02/04/2025)
	4	Markus Burton vs Boston College (01/13/2025)
BLOCKED SHOTS	2	Kebba Njie at Boston College (02/12/2025)
	2	Kebba Njie at NC State (01/08/2025)
	2	Kebba Njie at Georgetown (11/16/2024)
TURNOVERS	7	Tae Davis vs Rutgers (NI) (11/26/2024)
	6	Markus Burton vs Louisville (02/16/2025)

Opponent - Individual Game Highs

POINTS	42	Cooper Flagg at Duke (01/11/2025)
	36	Dylan Harper vs Rutgers (NI) (11/26/2024)
	27	Ian Jackson vs North Carolina (01/04/2025)
	24	Nick Dorn vs Elon (11/22/2024)
	22	Dwayne Koroma vs Le Moyne (12/22/2024)
FIELD GOALS MADE	12	Dylan Harper vs Rutgers (NI) (11/26/2024)
	11	Cooper Flagg at Duke (01/11/2025)
	11	Ian Jackson vs North Carolina (01/04/2025)
FIELD GOAL ATTEMPTS	22	Dylan Harper vs Rutgers (NI) (11/26/2024)
	20	J Starling at Syracuse (01/18/2025)
FIELD GOAL PERCENTAGE (min 5 made)	.857 (6-7)	Khaman Maluach at Duke (01/11/2025)
	.857 (6-7)	Terrance Arceneaux vs Houston (NI) (11/27/2024)
3 PT FG MADE	5	Donald Hand Jr. vs Boston College (01/13/2025)
	5	Nick Dorn vs Elon (11/22/2024)
3 PT FG ATTEMPTS	11	Reyne Smith vs Louisville (02/16/2025)
	10	Isaac McKneely at Virginia (01/25/2025)
	10	Ryan Sabol vs Buffalo (11/11/2024)
3 PT FG PERCENTAGE (min 2 made)	1.000 (3-3)	Dwayne Koroma vs Le Moyne (12/22/2024)
	1.000 (2-2)	Isaac Traudt vs Creighton (NI) (11/30/2024)
	1.000 (2-2)	Todd Brogna vs Stonehill (11/06/2024)
FREE THROWS MADE	16	Cooper Flagg at Duke (01/11/2025)
	10	Kyle Cuffe, Jr. at Syracuse (01/18/2025)
	10	Dylan Harper vs Rutgers (NI) (11/26/2024)
FREE THROW ATTEMPTS	17	Cooper Flagg at Duke (01/11/2025)
	14	Dylan Harper vs Rutgers (NI) (11/26/2024)
FREE THROW PERCENTAGE (min 3 made)	1.000 (10-10)	Kyle Cuffe, Jr. at Syracuse (01/18/2025)
	1.000 (8-8)	Robby Carmody vs Le Moyne (12/22/2024)
	1.000 (6-6)	Ryan Cornish vs Dartmouth (12/11/2024)
	1.000 (5-5)	Javian McCollum at Georgia Tech (12/31/2024)
	1.000 (4-4)	Jalil Bethea at Miami (FL) (02/01/2025)
	1.000 (4-4)	Steven Ashworth vs Creighton (NI) (11/30/2024)
	1.000 (3-3)	Daquan Davis at Florida St. (02/04/2025)
	1.000 (3-3)	Joshua Beadle vs Boston College (01/13/2025)
	1.000 (3-3)	Elijah Strong vs Boston College (01/13/2025)
	1.000 (3-3)	AJ Dancier vs Le Moyne (12/22/2024)
	1.000 (3-3)	Brandon Mitchell-Day vs Dartmouth (12/11/2024)
	1.000 (3-3)	Mier Panoam vs North Dakota (11/19/2024)
REBOUNDS	13	Bryson Wilson vs Buffalo (11/11/2024)
	11	Eddie Lampkin at Syracuse (01/18/2025)
	11	Donnie Freeman vs Syracuse (12/07/2024)
	11	Asa Newell at Georgia (12/03/2024)
ASSISTS	9	Milos Uzan vs Houston (NI) (11/27/2024)
	9	Tyson Dunn vs Buffalo (11/11/2024)
STEALS	5	Silas Demary Jr. at Georgia (12/03/2024)
	4	Amir Nesbitt vs Stonehill (11/06/2024)
BLOCKED SHOTS	5	Jalen Washington vs North Carolina (01/04/2025)
	4	Chad Venning at Boston College (02/12/2025)
	4	Fredrick King vs Creighton (NI) (11/30/2024)
	4	Matthew Van Komen vs Elon (11/22/2024)
	4	Chas Stinson vs Stonehill (11/06/2024)
TURNOVERS	7	Tyson Dunn vs Buffalo (11/11/2024)
	6	Treysen Eaglestaff vs North Dakota (11/19/2024)



2024-25 Notre Dame Men's Basketball LAST TIME NOTRE DAME...

NOTRE DAME RECORDED A ...

	Score	Opponent	Date
1-Point win	73-72	vs Georgia Tech (OT)	1/10/23
Consecutive 20-Point wins	79-58	Wake Forest	2/2/21
	84-58	at Pittsburgh	1/30/21
30-Point win	90-56	Georgia Tech	2/26/22
30-Point ACC win	90-56	Georgia Tech	2/26/22
40-Point win	92-49	Seattle	11/16/16
50-Point win	107-53	North Carolina A&T	12/4/16
30-Point loss	51-84	vs. #7 North Carolina	3/5/24
15-Point rally	93-89	at Duke	2/9/21
20-Point rally	71-65	vs. Virginia Tech (2nd half)	3/17/18
last-second shot win	89-87	vs. Rutgers (Atkinson Jr. lay up, 1.4)	3/16/22
last-10-second win	79-76	vs Radford (Ryan layup 9.5 sec)	11/10/22
overtime game	97-94	at Boston College (20T)	2/12/25
multi-overtime game	97-94	at Boston College (20T)	2/12/25
overtime victory	97-94	at Boston College (20T)	2/12/25
5-game win streak	5 games	11/10/22 to 11/22/22	
10-game win streak	11 games	11/26/14 through 1/5/15	
15-game win streak	18 games	12/31/53 through 3/9/54	
5-game loss streak	5	11/22/24 through 12/3/24	

NOTRE DAME SHOT ...

	%	FGM-FGA	Opponent	Date
55% on FGs	.593	32-54	at Georgetown	11/16/24
55% on FGs, consecutive games	.552	32-58	at Duke	2/9/21
	.593	32-64	at Georgia Tech	2/6/21
60% on FGs	.615	32-52	at Syracuse	2/24/24
65% on FGs	.660	35-53	at Boston College	2/21/15
65% on FGs, first half	.696	16-23	Virginia	12/30/23
55% on 3FGs (10+ att)	.583	14-24	at #4 Duke	1/11/25
60% on 3FGs (10+ att)	.625	10-16	vs. Alabama	3/18/22
70% on 3FGs (10+ att)	.714	15-21	at Florida State	1/18/17
90% on FTs (10+ att)	.917	11-12	at Georgetown	11/16/24
100% on FTs (10+ att)	1.000	16-16	Virginia Tech	2/8/25

NOTRE DAME ...

	Pts	ND-Opp	Opponent	Date
Scored 100 points	110	110-71	Detroit Mercy	12/10/19
Scored 110 points	110	110-71	Detroit Mercy	12/10/19
Scored 100 points on the road	103	103-84	at Providence	2/21/09
Scored 100 points at a neutral site	100	100-77	vs. Houston	3/12/78
Scored 100 points and lost	106	106-119	vs. Houston	3/20/71
Allowed 100 points	101	59-101	vs. North Carolina	3/10/21
Scored less than 50 points	48	48-69	at Georgia	12/3/24
Allowed less than 40 points	39	82-39	Binghamton	11/14/14
Allowed less than 50 points	43	59-43	Jacksonville	12/27/22

	Stat	Md-Att	Opponent	Date
Made 40 FGs	41	41-59	Detroit Mercy	12/10/19
Made 15 or more 3FGs		15-37	at Syracuse	1/14/23
Made 15 or more 3FGs in consecutive games		20-39	Detroit Mercy	12/10/19
		15-39	UCLA	12/14/19
Made 10 3FGs in a half	.667	10-15	at Syracuse (2nd Half)	2/24/24
Made 20 3FGs	.513	20-39	Detroit Mercy	12/10/19
Made 30 free throws	94.7%	36-38	UIC	11/6/18
Had 15 or more assists in 1st half	15		at Syracuse	2/20/21
Had 15 or more assists in 2nd half	16		Detroit Mercy	12/10/19
Had 20 or more assists	20		at Georgetown	11/16/24
Had 25 or more assists	26		at Syracuse	1/4/20
Had 30 or more assists	33		Detroit Mercy	12/10/19
Had 15 offensive rebounds	16		at Boston College (20T)	2/12/25
Had 20 offensive rebounds	22		Marshall	11/15/19
Had 25 offensive rebounds	26		Louisville (2 OT)	1/16/18
Had 50 total rebounds	50		Stonehill	11/6/24
Doubled opponent rebounds	50/23		Stonehill	11/6/24
Allowed zero off rebounds	0		Bellarmine	12/23/20
Committed 5 turnovers or less	4		Wake Forest	2/4/23
Committed 25 turnovers	26		at Villanova	2/8/00
Forced 15 turnovers	18		Boston College	1/13/25
Forced 20 turnovers	21		Toledo (OT)	
Forced 25 turnovers	30		New Hampshire	11/16/01

NOTRE DAME ...

	Opponent	Date	Player	Stat
5 double-figure scorers	at NC State	1/8/25	Tae Davis	14
			Kebba Njie	10
			Markus Burton	15
			Braeden Shrewsberry	13
			Matt Allocco	11
6 double-figure scorers	Boston College (OT)	2/16/22	Dane Goodwin	23
			Blake Wesley	18
			Nate Laszewski	16
			Paul Atkinson Jr.	13
			Prentiss Hubb	13
			Cormac Ryan	12
7 double-figure scorers	North Carolina A&T	12/4/16	V.J. Beachem	19
			Matt Ryan	17
			Matt Farrell	15
			Steve Vasturia	13
			T.J. Gibbs	12
			Rex Pflueger	10
			Bonzie Colson	10
4 players score 15 points	Ohio State	12/8/20	Prentiss Hubb	26
			Nate Laszewski	17
			Dane Goodwin	16
			Cormac Ryan	15
2 double-figure rebounders	See 3			
3 double-figure rebounders	at Boston College	1/15/24	Carey Booth	13
			Kebba Njie	10
			Julian Roper II	10
2 players with 10 or more assists	Chicago State	11/26/12	Eric Atkins	11



2024-25 Notre Dame Men's Basketball

LAST TIME NOTRE DAME...

3 players with 5 or more assists	Fairleigh Dickinson	11/26/29	Jerian Grant	10
			T.J. Gibbs	5
			Rex Pflueger	5
			Prentiss Hubb	5
2 players with double-doubles	at Georgia Tech	1/9/24	J.R. Konieczny	10 pts, 11 reb
			Tae Davis	10 pts, 10 reb
3 players with double-doubles	High Point	11/16/21	Paul Atkinson Jr.	19 pts, 11 reb
			Nate Laszewski	10 pts, 16 reb
			Dane Goodwin	12 pts, 11 reb
2 players with 5 or more 3FGM	at Syracuse	1/30/21	Prentiss Hubb	5-7
			Cormac Ryan	5-6
3 players with 3 or more 3FGM	at Louisville	1/22/22	Blake Wesley	3-4
			Prentiss Hubb	3-5
			Dane Goodwin	3-5
			Trey Wertz	3-3
2 30-point scorers	Villanova	2/28/11	Ben Hansbrough	30
			Tim Abromaitis	30
2 20-point scorers	at Boston College	2/12/25	Tae Davis	20
			Markus Burton	32
3 20-point scorers	at Syracuse	1/4/20	John Mooney	28
			Prentiss Hubb	22
			T.J. Gibbs	21
A player ejected	at Boston College	2/12/25	Julian Roper II	
A coach ejected	at Syracuse	1/18/25	Micah Shrewsberry	
9 different players with a three-pointer	Maryland Eastern Shore	11/22/23		

AN OPPOSING PLAYER HAD ...

	Stat	Player	Opponent	Date
25+ points	See 40			
30+ points	See 40			
35+ points	See 40			
40+ points	42	Cooper Flagg	at #4 Duke	1/11/25
45+ points	46	Jerome Robinson	Boston College	2/6/18
50+ points	52	Marshon Brooks	Providence	2/23/11
15 rebounds	16	Matthew Cleveland	Florida State	1/17/23
20 rebounds	22	DeJuan Blair	Pittsburgh	1/31/09
2 players w/ double-double	16 points, 11 reb	Armando Bacot	North Carolina	2/22/23
	11 points, 10 reb	Pete Nance		
a triple-double	18 pts, 10 reb, 13 ast	Marcus Williams	Connecticut	2/21/06
20 pts, 10 reb	20 pts, 11 reb	Donnie Freeman	Syracuse	12/7/24
20 pts, 20 reb	23 pts, 22 reb	DeJuan Blair	Pittsburgh	1/31/09
6 3FGs	6	Jacob Groves	Virginia	1/31/24
10 assists	11	Naithan George	Georgia Tech	1/9/24
10 blocks	10	Hasheem Thabeet	Connecticut	1/5/08
10 steals	11	Mark Macon	Temple	1/29/89
3 players w/ double-digit reb.	10	Pete Nance	North Carolina	2/22/23
	11	Leaky Black		
	10	Baye Ndongo		
5 players with double-digit points	14	Lance Terry	at Georgia Tech	12/31/24
	11	Naithan George		
	21	Javian McCollum		
	21	Duncan Powell		

AN IRISH PLAYER HAD ...

	Stat	Player	Opponent	Date
20 or more pts in a half	22 (1st)	Markus Burton	at Syracuse	1/18/25
20 or more pts in 1st half	22	Markus Burton	at Syracuse	1/18/25
20 or more pts in 2nd half	22	Tae Davis	at Georgia Tech	12/31/24
30-39 points	32	Markus Burton	at Boston College	2/12/25
40-49 points	40	Luke Harangody	at Louisville	2/28/08
50+ points	52	Austin Carr	vs. TCU	3/13/71
15-19 rebounds	17	Paul Atkinson Jr.	Syracuse	2/23/22

20+ rebounds	20	John Mooney	Clemson	3/6/19
a double-double off the bench	18 pts, 11 reb	J.R. Konieczny	vs Auburn	11/16/23
consecutive double-doubles	12 pts, 10 reb	J.R. Konieczny	at Miami	12/2/23
	19 pts, 10 reb		Western Michigan	12/5/23
12 consecutive double-doubles	12	John Mooney	FDU, MD, BC, Det Mercy, UCLA, Indiana, AA&M, Syracuse, NC State, Lville, at GT, Syracuse	11/26/19 - 1/22/20
a triple-double	24 pts, 11 ast, 11 stls	Chris Thomas &	New Hampshire	11/16/01
15+ point, 5+ assists, 5+ steals	18 pts, 5 ast, 5 stl	Markus Burton	Georgia Tech	2/14/24
20+ points, 5+ rebounds, 5+ assists	24 pts, 10 reb, 5 ast	Matt Allocco	vs. Rutgers	11/26/24
20 pts, 10 reb	20 pts, 10 reb	Tae Davis	Dartmouth	12/11/24
25 pts, 15 reb	28 pts, 16 reb	John Mooney	Marshall	11/15/19
20 pts, 20 reb	25 pts, 20 reb	Troy Murphy	at Seton Hall	1/8/01
20 pts, 10 ast	22 pts, 10 ast	Matt Farrell	vs. Purdue	12/17/16
10+ assists	10	Prentiss Hubb	Syracuse	2/23/22
5-9 blocks	5	Juwan Durham	Alabama A&M	12/29/19
10+ blocks	11	Jordan Cornette	Belmont	11/17/02
5-9 steals	5	Julian Roper II	North Dakota	11/19/24
10+ steals	11	Chris Thomas	New Hampshire	11/16/01
10+ offensive rebounds	11	Martinas Geben #	Louisville (20T)	1/13/16
6 3FGs	6-11	Braeden Shrewsberry	Syracuse	12/7/24
7 3FGs	7-11	Braeden Shrewsberry	at Louisville	2/21/24
8 3FGs	8-15	Colin Falls	vs. Syracuse	3/8/07
9 3FGs	9-13	Tim Abromaitis	Villanova	2/28/11
10 3FGs	10-12	Matt Farrell	at Boston College	2/17/18
5 consecutive 3FGs without a miss	6 (went 6-6)	Cormac Ryan	#20 Michigan St	11/30/22
9 consecutive 3FGs without a miss	9-9	Matt Farrell	at Boston College	2/17/18
5 consecutive 20-pt games	23	Markus Burton	at Duke	1/11/25
	20		Boston College	1/13/25
	28		at Syracuse	1/18/25
	21		at Virginia	1/25/25
	26		Georgia Tech	1/28/25
10 games or more with 20+ points	14	Luke Harangody		12/6/08-2/4/09
Scored 15 or more consecutive points	17	Dane Goodwin	at Duke	2/14/23



2024-25 Notre Dame Men's Basketball

GAME

1

STONEHILL, 60
NOTRE DAME, 89

Nov. 6, 2024
Purcell Pavilion (South Bend, IN)



Official Basketball Box Score - Final
Stonehill at Notre Dame
11/06/24 Purcell Pavilion at the Joyce Center, Notre Dame
2024-25 Men's Basketball

Game Time: 7:00 PM
Game Duration: 2:08
Attendance: 5,121

Officials: Bert Smith, AJ Desai, Claire Aubry

Stonehill - 60

Record: 1-1

NO. Name	Min	FG	3P	FT	Rebounds	Fouls	TP	AS	TO	ST	Blocks	+/-
		M/A	M/A	M/A	OR DR TOT	PF FD					BS BA	
21 Todd Brogna	F 25:07	3-5	2-2	6-6	3 1 4	7 16	2	1	0	0	0	-13
1 Josh Morgan	G 24:18	1-7	1-4	5-6	0 1 1	3 3	8	1	1	0	0	-20
2 Amir Nesbitt	G 23:56	3-10	0-3	0-0	0 2 2	4 1	6	3	2	4	0	-20
5 Chas Sinison	G 27:39	0-5	0-1	2-2	1 3 4	3 2	2	1	1	0	4	-16
33 Ethan Meuser	G 21:49	4-8	3-6	0-0	1 4 5	0 2	11	1	3	3	2	-28
3 Louie Semona	28:31	4-11	3-9	0-1	0 2 2	3 1	11	0	1	0	0	-18
10 Hermann Koffi	29:23	2-5	2-3	0-0	0 1 1	0 0	6	1	0	1	0	-22
23 Christopher Mells	12:24	0-2	0-0	0-0	0 1 1	2 0	0	2	0	1	0	-3
4 Alex Bates IV	06:53	0-3	0-3	0-0	0 1 1	1 0	0	1	0	0	0	-5
Team					2 0 2		0	1	1	0	0	
Totals		17-56	11-31	15-18	7 16 23	20 60	12	10	9	6	1	-29

Technical Fouls:NONE

Notre Dame - 89

Record: 1-0

NO. Name	Min	M	A	M	A	OR	DR	TOT	PF	FD	TP	AS	TO	ST	BS	BA	+/-
7 Tae Davis	F 17:51	2-6	0-1	5-7	3 2 5	3	2	5	3	5	9	1	2	1	0	0	22
14 Kebba Njie	F 18:49	4-5	0-0	1-1	3 7 10	2	2	4	9	0	2	0	0	0	0	0	15
3 Markus Burton	G 31:43	6-17	2-6	4-4	0 3 3	4	2	6	18	5	2	1	0	0	0	0	23
11 Braeden Shrewsberry	G 28:06	6-9	4-5	2-2	0 4 4	0	2	2	18	1	1	1	0	0	0	0	0
41 Matt Allocco	G 24:15	3-3	2-2	2-2	1 2 3	1	4	5	10	2	0	1	0	0	0	0	25
4 Sir Mohammed	16:32	2-7	0-3	1-2	2 4 6	3	2	5	5	3	1	0	0	0	0	0	-3
20 J.R. Konieczny	14:36	2-5	1-2	1-4	0 2 2	1	2	3	6	1	0	0	0	0	0	0	10
25 Nikita Konstantynovskiy	13:16	2-3	0-0	0-0	4 2 6	0	1	4	4	0	1	0	0	0	0	0	10
2 Logan Imes	14:37	2-2	1-1	0-0	0 2 2	1	0	3	5	0	1	0	0	0	0	0	12
21 Burke Chebuhar	05:19	1-2	1-2	0-0	1 0 1	0	0	1	3	0	2	0	0	0	0	0	2
1 Julian Roper II	09:44	0-1	0-1	0-0	0 2 2	1	0	3	0	1	0	1	0	0	0	0	13
5 Cole Carter	02:36	0-0	0-0	0-0	0 1 1	0	0	1	0	0	0	0	0	0	0	0	1
12 Garrett Sundra	02:36	1-1	0-0	0-0	0 0 0	0	0	0	2	0	0	0	0	0	0	0	2
Team					3 2 5			0	0	2							
Dead Ball Rebounds: 3.0																	
Totals		31-61	11-23	16-22	17 33 50	16	20	89	14	14	5	1	6	29			

Technical Fouls:NONE

	STO	ND
Biggest lead	2 (1 st 19:21)	29 (2 nd 1:18)
Best Scoring Run	5 (1 st 14:42)	10 (1 st 8:17)
Lead Changes	3	
Times Tied	1	
Time with Lead	01:27	37:05

Points from	STO	ND
Turnovers	14	8
Paint	8	32
Second Chance	8	12
Fast Breaks	10	12
Bench	17	25

Period by Period Scoring	STO	ND
1st	29	31
2nd	60	
3rd	46	43
4th	89	

GAME

2

BUFFALO, 77
NOTRE DAME, 86

Nov. 11, 2024
Purcell Pavilion (South Bend, IN)



Official Basketball Box Score - Final
Buffalo at Notre Dame
11/11/24 Purcell Pavilion at the Joyce Center, Notre Dame
2024-25 Men's Basketball

Game Time: 7:00 PM
Game Duration: 2:03
Attendance: 4,132

Officials: Ron Groover, Lee Cassel, Isaac Barnett

Buffalo - 77

Record: 2-1

NO. Name	Min	FG	3P	FT	Rebounds	Fouls	TP	AS	TO	ST	Blocks	+/-
		M/A	M/A	M/A	OR DR TOT	PF FD					BS BA	
8 Ben Michaels	F 32:23	5-9	4-7	0-0	1 5 6	4 0	14	1	1	2	1	-15
33 Tim Oboh	C 11:14	3-9	1-2	0-0	0 1 1	3 1	7	0	0	0	1	-8
2 Ryan Sabol	G 38:19	6-13	4-10	2-3	0 1 1	3 2	18	3	3	1	0	-7
4 Anquan Boldin Jr.	G 29:45	2-3	0-0	0-0	1 1 2	5 1	4	0	0	0	1	-7
5 Tyson Dunn	G 38:50	4-17	0-8	1-2	0 7 7	0 4	9	9	7	1	2	-9
11 Bryson Wilson	31:40	6-12	0-4	3-5	1 12 13	2 4	15	1	0	0	1	-8
9 Lloyd McVeigh	01:41	0-0	0-0	0-0	0 0 0	0 0	0	0	0	0	0	-2
14 Frederiks Meinarts	11:15	4-7	2-3	0-1	1 2 3	2 1	10	2	0	1	0	0
22 Kaven Bradford	01:25	0-0	0-0	0-0	0 0 0	0 1	0	0	0	0	0	-1
7 Brayden Jackson	03:28	0-0	0-0	0-0	0 0 0	0 0	0	0	0	1	0	-6
Team					4 1 5		0					
Totals		30-70	11-34	6-11	8 30 38	20 13	77	16	11	6	3	-9

Technical Fouls:NONE

Notre Dame - 86

Record: 2-0

NO. Name	Min	FG	3P	FT	Rebounds	Fouls	TP	AS	TO	ST	Blocks	+/-
		M/A	M/A	M/A	OR DR TOT	PF FD					BS BA	
7 Tae Davis	F 25:49	7-13	1-3	12-13	2 4 6	3 7	27	1	0	2	0	5
14 Kebba Njie	F 22:17	5-7	0-1	2-4	2 3 5	0 2	12	0	3	1	1	12
3 Markus Burton	G 34:35	8-21	1-7	2-4	0 9 9	2 5	19	8	2	3	0	2
11 Braeden Shrewsberry	G 34:07	7-13	2-6	3-3	1 2 3	0 3	19	1	1	0	1	16
41 Matt Allocco	G 31:33	0-0	0-0	1-2	0 3 3	2 1	1	2	0	0	0	7
20 J.R. Konieczny	18:06	3-3	1-1	1-1	0 6 6	2 1	8	0	1	0	1	5
25 Nikita Konstantynovskiy	07:31	0-0	0-0	0-0	0 2 2	1 0	0	1	0	0	1	0
2 Logan Imes	12:22	0-0	0-0	0-0	0 4 4	2 1	0	2	0	0	0	1
4 Sir Mohammed	09:26	0-2	0-0	0-0	0 1 1	1 0	0	1	2	0	1	0
1 Julian Roper II	04:14	0-0	0-0	0-0	0 0 0	0 0	0	0	0	0	0	-4
Team					0 2 2		0					
Totals		30-59	5-20	21-27	5 36 41	13 20	86	16	10	6	5	9

Technical Fouls:NONE

	BUF	ND
Biggest lead	7 (1 st 2:23)	20 (2 nd 13:20)
Best Scoring Run	9 (1 st 8:27)	17 (2 nd 13:20)
Lead Changes	7	
Times Tied	5	
Time with Lead	10:10	26:47

Points from	BUF	ND
Turnovers	13	13
Paint	34	46
Second Chance	8	5
Fast Breaks	12	14
Bench	25	8

Period by Period Scoring	BUF	ND
1st	47	77
2nd	37	70
TOT	86	86

GAME

3

NOTRE DAME, 84
GEORGETOWN, 63

Nov. 16, 2024
Capital One Arena (Washington D.C.)



Official Basketball Box Score - Final
Notre Dame at Georgetown
11/16/24 Capital One Arena, Washington
2024-25 Men's Basketball

Game Time: 1:00 PM
Game Duration: 1:56
Attendance: 6,819

Officials: John Gaffney, Brent Hampton, Clarence Armstrong

Notre Dame - 84

Record: 3-0

NO. Name	Min	M	A	M	A	M	A	OR	DR	TOT	PF	FD	TP	AS	TO	ST	BS	BA	+/-
7 Tae Davis	F 19:58	5-6	1-1	2-2	2 6 8	3 2	13	0	2	0	0	0	0	0	0	0	0	0	15
14 Kebba Njie	F 20:48	4-5	0-1	0-0	0 5 5	2 0	8	1	2	0	2	0	2	0	2	0	0	0	0
3 Markus Burton	G 29:31	4-11	0-2	8-8	0 3 3	2 6	16	5	1	1	0	1	1	0	1	1	0	19	
11 Braeden Shrewsberry	G 34:14	4-8	1-3	0-0	0 5 5	1 0	9	2	2	1	0	1	1	2	1	0	1	12	
41 Matt Allocco	G 34:33	6-10	4-8	1-2	0 5 5	2 4	17	7	1	0	0	0	0	0	0	0	20	0	
20 J.R. Konieczny	18:42	1-4	0-2	0-0	1 2 3	0 3	2	3	1	0	0	0	0	0	0	0	12	0	
25 Nikita Konstantynovskiy	15:24	4-5	0-0	0-0	3 5 8	3 0	8	0	0	0	0	0	0	0	0	0	21	0	
2 Logan Imes	03:04	1-2	0-1	0-0	0 0 0	0 0	1	2	0	1	0	1	0	1	0	0	1	0	
1 Julian Roper II	10:14	0-0	0-0	0-0	1 1 2	3 0	0	1	0	0	1	0	0	0	0	0	2	0	
12 Garrett Sundra	02:09	0-0	0-0	0-0	0 0 0	0 0	0	0	0	0	0	0	1	0	0	0	5	0	
21 Burke Chebuhar	10:09	3-3	3-3	0-0	1 2 3	1 0	9	1	0	1	0	0	0	0	0	0	10	0	
5 Cole Carter	01:07	0-0	0-0	0-0	0 0 0	0 0	0	0	0	0	0	0	0	0	0	0	0	0	
10 JT Kelly	00:07	0-0	0-0	0-0	0 0 0	0 0	0	0	0	0	0	0	0	0	0	0	0	-2	
Team					0 0 0		0				0		1						
Totals		32-54	9-21	11-12	8 34 42	17 16	84	20	12	3	2	2	2	2	2	21			

1st FG% 17-26 65.4%

3PT% 7-12 58.3%

FT% 3-4 75%

2nd FG% 15-28 53.6%

3PT% 2-9 22.2%

FT% 8-8 100%

GM FG% 32-54 59.3%

3PT% 9-21 42.9%

FT% 11-12 91.7%

Dead Ball Rebounds: 0

Technical Fouls:NONE

Georgetown - 63

Record: 3-1

NO. Name	Min	FG	3P	FT	Rebounds	Fouls	TP	AS	TO	ST	Blocks	+/-
		M/A	M/A	M/A	OR DR TOT	PF FD					BS BA	
20 Drew Fielder	F 13:06	1-3	0-2	0-0	1 0 1	1 1	2	0	0	0	0	-11
23 Jordan Burks	F 18:01	2-8	0-3	1-1	3 1 4	1 2	5	1	0	1	1	0
2 Malik Mack	G 35:55	5-15	4-8	2-3	3 3 6	3 2	16	5	2	2	0	-11
5 Micah Peavy	G 25:48	4-9	0-2	0-0	1 1 2	4 1	8	0	1	0	0	-21
10 Jayden Epps	G 35:47	5-17	3-9	0-0	0 0 0	1 1	13	2	1	3	0	-20
35 Thomas Sorber	23:09	3-9	0-2	6-8	3 1 4	3 5	12	4	0	0	0	-10
11 Curtis Williams Jr.	04:41	0-2	0-1	0-0	0 0 0	0 0	0	0	0	0	0	-10
25 Julius Halalouna	13:40	1-3	0-2	0-0	1 2 3	1 1	2	0	1	0	1	0
45 Kayvan Mulfreedy	05:28	0-1	0-1	0-2	0 0 0	0 1	0	1	0	0	0	-5
4 Caleb Williams	13:45	0-1	0-0	0-2	2 3 5	1 2	2	0	0	1	0	5
7 Drew McKenna	09:33	1-2	1-2	0-0	0 2 2	1 1	3	0	0	0	0	-4
14 Austin Montgomery	01:07	0-0	0-0	0-0	0 0 0	0 0	0	0	0	0	0	0
Team					4 2 6		0					
Totals		22-70	8-32	11-18	18 15 33	16 17	83	15	5	7	2	-21

Technical Fouls:NONE

	NOTRE	GTWN
Biggest lead	25 (2 nd 4:27)	4 (1 st 19:01)
Best Scoring Run	13 (1 st 12:12)	7 (2 nd 1:59)
Lead Changes	1	
Times Tied	2	
Time with Lead	35:25	02:47

Points from	NOTRE	GTWN
Turnovers	5	16
Paint	36	22
Second Chance	15	21
Fast Breaks	8	7
Bench	21	19

Period by Period Scoring	NOTRE	GTWN
1st	44	40
2nd	84	
3rd	29	34
4th	63	



2024-25 Notre Dame Men's Basketball

GAME
5

ELON, 84
NOTRE DAME, 77

Nov. 22, 2024
Purcell Pavilion (South Bend, IN)



Official Basketball Box Score - Final
Elon at Notre Dame
11/22/24 Purcell Pavilion at the Joyce Center, Notre Dame
2024-25 Men's Basketball

Game Time: 7:30 PM
Game Duration: 1:55
Attendance: 4,475

Officials: Eric Lewis, Tommy Morrissey, Connor Penn

Eion - 84		Record: 3-2												
NO. Name	Min	FG M/A	3P M/A	FT M/A	Rebounds OR DR TOT	Fouls PF FO	TP	AS	TO	ST	Blocks BS BA	+/-		
4 Sam Sherry	C 32:32	5-10 1-4	2-2	2 5 7	1 13 13	3 0 0	0	0	0	0	0	0		
22 Matthew Van Komen	C 24:12	1-2 0-0	0-1	2 3 5	2 3 2	1 4 1	4	1	4	0	0	0		
0 Nick Dorn	G 35:07	8-10 5-6	3-4	2 4 6	1 2 24	2 2 0	0	0	0	0	0	16		
3 TK Simpkins	G 31:31	8-17 0-2	1-1	1 3 4	0 1 17	6 2 0	0	0	1	7	0	7		
10 Andrew King	G 24:30	2-2 1-1	0-0	0 0 0	1 0 5	4 0 0	0	0	0	0	0	4		
2 TJ Simpkins	G 23:59	5-9 0-0	6-7	0 2 2	2 6 16	3 2 3	0	0	0	0	0	3		
12 Isaac Harrell	G 12:55	1-1 0-0	0-0	0 1 1	4 0 2	0 0 0	0	0	0	0	0	5		
14 Brayden Crump	G 15:14	2-5 0-2	1-2	0 5 5	0 3 5	0 0 0	0	0	0	0	1	7		
Team					3 2 5	0 0 0								
Totals		32-56 7-15	13-17	10 25 35	11 18 84	19 10 4	4	2	7					

Technical Fouls:Simpkins 2nd10:17

Shooting By Period		
1 st FG%	15-28	53.6%
3PT%	5-10	50.0%
FT%	6-10	60%
2 nd FG%	17-28	60.7%
3PT%	2-5	40.0%
FT%	7-7	100%
GM FG%	32-56	57.1%
3PT%	7-15	46.7%
FT%	13-17	76.5%

Dead Ball Rebounds: 1.0

Record: 4-1												
NO. Name	Min	FG M-A	3P M-A	FT M-A	Rebounds OR DR TOT	Fouls PF FD	TP	AS	TO	ST	Blocks BS BA	+/-
7 Tae Davis	F 21:54	2-6 0-1	1-2	2 1 3	5 3 5	0 0 1	0	1	0	1	4	
14 Kebba Njie	F 23:25	2-5 0-0	2-2	3 4 7	1 2 6	0 1 0	1	0	1	1	7	
3 Markus Burton	G 36:47	10-18 4-7	1-2	1 2 3	2 2 25	5 1 1	0	0	0	0	-10	
11 Braden Shrewsberry	G 35:17	7-13 5-11	3-3	0 2 2	2 22 4	1 1 1	0	1	0	1	-9	
41 Matt Allocco	G 35:44	3-9 2-7	0-0	0 4 4	1 0 8	1 1 0	1	0	1	1	-14	
21 Burke Chebuhar	G 13:20	3-4 1-1	0-0	0 0 0	2 0 0	2 0 1	1	1	0	0	0	
1 Julian Roper II	G 10:23	0-0 0-0	0-0	0 0 0	2 0 0	0 1 1	2	0	0	0	7	
25 Nikita Konstantynovskiy	G 08:19	2-3 0-0	0-0	0 1 1	2 1 4	0 0 0	1	0	1	0	3	
20 J.R. Konieczny	G 11:19	0-2 0-1	0-0	1 1 2	2 0 0	1 0 0	0	0	0	0	0	
5 Cole Certa	G 03:32	0-1 0-1	0-0	0 0 0	0 0 0	1 0 0	0	0	0	0	-1	
Team					0 2 2	0 0 0						
Totals		29-61 12-29	7-9	7 17 24	19 10 77	15 6 7	2	4	7			

Technical Fouls:Davis 2nd10:17

ELON		ND		Points from Turnovers		ELON		ND		Period by Period Scoring			
Biggest lead	7 (1 st 12:30)	ND	8 (2 nd 17:54)	Turnovers	8	11				1st	2nd	TOT	TOT
Best Scoring Run	10 (1 st 13:38)	9 (1 st 9:01)	Paint	38	24					ELON	41	43	84
Lead Changes	13	Second Chance	10	11						ND	46	31	77
Times Tied	7	Fast Breaks	6	12									
Time with Lead	12:57	22:45	Bench	23	11								

GAME
7

#6/7 HOUSTON, 65
NOTRE DAME, 54

Nov. 28, 2024
MGM Grand Garden Arena (Las Vegas)



Official Basketball Box Score - Final
Houston at Notre Dame
11/27/24 MGM Grand Garden Arena, Las Vegas
2024-25 Men's Basketball

Game Time: 9:30 PM
Game Duration: 1:51

Officials: James Breeding, Brian O'Connell, Lucas Santos

Record: 4-2												
NO. Name	Min	FG M-A	3P M-A	FT M-A	Rebounds OR DR TOT	Fouls PF FD	TP	AS	TO	ST	Blocks BS BA	+/-
5 Ja'Vier Francis	F 10:37	2-3 0-0	0-0	0 2 2	3 0 4	0 0 0	0	0	0	0	1	-5
13 J'Wan Roberts	F 34:09	4-8 0-0	1-3	3 5 8	2 4 4	9 2 1	0	1	0	1	0	10
4 LJ Cryer	G 36:44	2-11 0-6	2-2	0 2 2	1 2 6	1 1 1	1	0	0	0	7	
7 Miles Uzan	G 37:26	4-11 2-5	0-0	0 3 3	0 1 10	9 1 1	1	0	0	0	0	8
21 Emanuel Sharp	G 34:08	6-13 3-9	2-2	1 3 4	3 17	4 1 0	0	0	0	0	8	
11 Joseph Tugler	G 10:54	3-5 0-0	0-2	0 3 3	4 2 6	1 1 1	1	0	0	0	7	
23 Terrance Arceneaux	G 22:46	6-7 1-2	0-0	1 2 3	0 0 13	2 0 1	0	0	1	0	0	18
3 Ramon Walker Jr.	G 04:35	0-0 0-0	0-0	0 0 0	0 0 0	0 0 0	0	0	0	0	0	2
8 Mylik Wilson	G 05:54	0-2 0-1	0-0	1 0 1	2 0 0	0 0 0	0	0	1	0	0	0
2 Cedric Lath	G 02:47	0-0 0-0	0-0	0 0 0	1 0 0	0 0 0	0	0	0	0	0	-2
Team					2 4 6	0 0 0						
Totals		27-60 6-23	5-9	8 24 32	16 12 65	19 5 5	2	0	11			

Technical Fouls:NONE

Record: 4-3												
NO. Name	Min	FG M-A	3P M-A	FT M-A	Rebounds OR DR TOT	Fouls PF FD	TP	AS	TO	ST	Blocks BS BA	+/-
7 Tae Davis	F 37:15	9-15 1-2	3-5	2 6 8	2 4 22	4 4 0	0	0	0	0	-6	
14 Kebba Njie	F 34:32	1-4 0-0	3-4	3 3 6	3 3 5	0 0 0	0	0	0	0	-1	
2 Logan Imes	G 28:40	1-2 0-1	1-2	0 5 5	2 2 3	2 1 0	0	0	0	0	-13	
11 Braden Shrewsberry	G 35:40	6-18 4-13	0-0	1 1 1	0 2 16	2 0 0	0	0	0	0	-6	
41 Matt Allocco	G 38:20	2-7 2-5	2-2	0 5 5	1 4 8	4 1 0	0	0	0	0	-9	
1 Julian Roper II	G 14:45	0-1 0-0	0-0	1 2 3	1 0 0	0 0 1	1	0	1	0	-5	
20 J.R. Konieczny	G 05:44	0-2 0-0	0-0	0 1 1	0 0 0	0 0 0	0	0	1	0	0	-5
21 Burke Chebuhar	G 03:57	0-0 0-0	0-0	0 1 1	2 0 0	0 0 0	0	0	1	0	0	-1
25 Nikita Konstantynovskiy	G 01:07	0-0 0-0	0-1	0 0 0	1 1 0	0 0 0	0	0	1	0	0	-1
Team					1 3 4	0 0 2						
Totals		19-49 7-21	9-14	7 27 34	12 16 54	12 12 1	0	2	11			

Technical Fouls:NONE

HOU		NDU		Points from Turnovers		HOU		NDU		Period by Period Scoring			
Biggest lead	11 (2 nd 0:11)	0 (1 st 20:00)	Turnovers	11	4					1st	2nd	TOT	TOT
Best Scoring Run	6 (1 st 18:12)	7 (2 nd 13:41)	Paint	24	22					HOU	39	26	65
Lead Changes	0	Second Chance	13	7						NDU	31	23	54
Times Tied	1	Fast Breaks	0	0									
Time with Lead	39:18	00:00	Bench	19	0								

GAME
6

RUTGERS, 85
NOTRE DAME, 84 [OT]

Nov. 26, 2024
MGM Grand Garden Arena (Las Vegas)



Official Basketball Box Score - Final
Notre Dame at Rutgers
11/26/24 MGM Grand Garden Arena, Las Vegas
2024-25 Men's Basketball

Game Time: 7:30 PM
Game Duration: 2:25
Attendance: 7,602

Officials: Jeffery Anderson, Roger Ayers, Jerry Heester

Record: 4-2												
NO. Name	Min	FG M-A	3P M-A	FT M-A	Rebounds OR DR TOT	Fouls PF FD	TP	AS	TO	ST	Blocks BS BA	+/-
7 Tae Davis	F 32:24	5-10 0-0	0-0	5-7	3 3 6	4 5 15	2 7 0	0 0 1	-6			
14 Kebba Njie	F 15:41	1-2 0-0	2-2	2 4 6	3 3 4	0 2 0	0 0 0	0 0 0	0			
11 Braden Shrewsberry	G 43:34	6-20 3-13	1-2	0 2 2	1 1 16	2 1 0	0 1	-3				
41 Matt Allocco	G 45:00	8-17 6-9	2-2	1 9 10	1 4 24	5 1 0	0 0 1	-1				
2 Logan Imes	G 35:07	3-7 2-4	0-0	1 0 1	5 1 8	1 0 0	0 1	-1				
25 Nikita Konstantynovskiy	G 03:18	0-0 0-0	0-0	0 0 0	0 0 0	0 0 0	0 0 0	0 1				
1 Julian Roper II	G 19:44	1-2 0-1	2-2	1 0 1	5 1 4	1 0 0	0 0 0	-11				
21 Burke Chebuhar	G 19:04	4-7 3-6	0-0	1 6 7	2 0 11	1 0 1	0 0 0	4				
20 J.R. Konieczny	G 06:47	0-0 0-0	0-0	1 2 3	2 1 0	0 0 0	0 0 0	9				
5 Cole Certa	G 00:57	0-0 0-0	0-0	0 0 0	0 1 0	0 0 0	0 0 0	0 3				
Team					4 2 6	0 1 0						
Totals		29-66 14-33	12-15	14 28 42	24 16 84	12 14 2	1 3 1					

Technical Fouls:NONE

Record: 5-1												
NO. Name	Min	FG M-A	3P M-A	FT M-A	Rebounds OR DR TOT	Fouls PF FD	TP	AS	TO	ST	Blocks BS BA	+/-
21 Emmanuel Ogbole	C 07:28	0-0 0-0	0-0	1 1 2	0 1 0	0 0 1	0 1 0	0 1	0	0	0	-6
2 Dylan Harper	G 39:14	12-22 2-6	10-14	1 5 6	3 8 36	6 1 0	0 0 0	3				
4 Ace Bailey	G 36:11	4-12 1-1	1-1	2 2 4	2 4 10	1 1 2	0 0 0	3				
23 PJ Hayes	G 10:12	0-2 0-2	0-1	0 1 1	1 1 0	0 0 0	0 0 0	-9				
25 Jeremiah Williams	G 29:41	4-8 2-5	0-0	0 6 6	1 0 10	0 3 1	1 0 5	0				
24 Lathan Sommerville	G 16:23	2-3 0-1	1-1	1 0 1	2 3 5	0 2 0	0 0 0	4				
0 Jordan Derkack	G 34:00	5-12 2-5	4-7	3 3 6	3 6 16	1 1 2	1 0 5	0				
99 Zach Martini	G 19:10	0-0 0-0	1-2	0 0 0	0 2 1	0 0 0	0 0 0	1				
1 Jamichael Davis	G 07:59	0-1 0-1	0-0	0 0 0	0 1 0	0 0 0	0 0 0	-8				
5 Tyson Acuff	G 24:45	2-5 1-3	2-2	2 5 7	1 1 7	1 0 1	0 0 1	7				
Team					3 0 3	0 0 0						
Totals		29-65 8-24	19-28	13 23 36	16 24 85	9 9 9	3 1 1					

Technical Fouls:NONE

NDU		RUT		Points from		NDU		RUT		Period by Period Scoring			
Biggest lead	10 (1 st 6:08)	6 (1 st 0:57)	Turnovers	4	20					1st	2nd	OT1	TOT
Best Scoring Run	6 (1 st 8:13)	9 (2 nd 3:44)	Paint	28	34			NDU	35	34	15	84	
Lead Changes			Second Chance	14	6								
Times Tied	10		Fast Breaks	0	7			RUT	34	35	16	85	
Time with Lead	28:24	10:58	Bench	23	29								



2024-25 Notre Dame Men's Basketball

GAME 9

NOTRE DAME, 48
GEORGIA, 69

Dec. 3, 2024
Stegeman Coliseum (Athens, GA)



Official Basketball Box Score - Final
Notre Dame at Georgia
12/03/24 Stegeman Coliseum, Athens
2024-25 Men's Basketball

Game Time: 7:00 PM
Game Duration: 1:58
Attendance: 8,045

Officials: Pat Adams, Jah Hestness, Todd Austin

Record: 4-5

NO. Name	Min	FG	3P	FT	Rebounds		Fouls	TP	AS	TO	ST	Blocks	+/-			
		M-A	M-A	M-A	OR	DR	PP	FS								
7 Tae Davis	F 34:43	5-13	0-2	4-6	2	4	6	2	6	14	0	2	2	0	0	0
14 Kebba Njie	F 20:43	2-4	0-1	0-0	0	2	2	2	1	4	0	1	0	0	0	-3
1 Julian Roper II	G 23:59	0-1	0-1	1-2	0	4	4	3	2	1	0	2	0	0	0	-9
11 Braeden Shrewsberry	G 38:46	6-16	2-7	0-0	0	1	1	0	1	14	2	1	0	0	2	-19
41 Matt Allocco	G 38:06	2-8	1-3	0-0	0	6	6	3	1	5	3	1	0	0	0	-15
12 Garrett Sundra	21:44	2-3	1-2	0-0	1	1	2	1	0	5	0	1	0	1	0	-20
2 Logan Imes	04:35	0-1	0-1	0-0	0	0	0	0	0	0	2	0	0	0	0	-14
25 Nikita Konstantynovskiy	11:57	2-3	0-0	1-1	2	1	3	0	2	5	0	0	1	0	0	-8
20 J.R. Konieczny	05:27	0-3	0-2	0-0	1	1	2	0	0	0	0	0	0	0	0	-6
Team					1	0	1	0	0	0	0	0	0	0	0	
Totals		19-52	4-19	6-9	7	20	27	11	13	48	5	10	3	1	3	-21

Technical Fouls: NONE

Shooting By Period
1st FG% 9-25 36.0%
3PT% 1-10 10.0%
FT% 3-3 100%
2nd FG% 10-27 37.0%
3PT% 3-9 33.3%
FT% 3-6 50%
GM FG% 19-52 36.5%
3PT% 4-19 21.1%
FT% 6-9 66.7%
Dead Ball Rebounds: 2, 1

Record: 6-1

NO. Name		Min	FG	3P	FT	Rebounds	Fouls	TP	AS	TO	ST	Blocks	BkBs	+/-
			M/A	M/A	M/A	OR	DR	TP						
10	RJ Godfrey	F 26:21	3-6	0-1	0-0	1 3 4	4 1	6	2	0	0	1	0	6
14	Asa Newell	F 27:48	8-16	0-2	4-5	5 6 11	3 3	20	2	0	1	0	0	3
0	Blue Cain	G 20:25	1-9	0-5	0-0	2 1 3	0 0	2	1	1	1	0	1	-8
5	Silas Demary Jr.	G 36:05	5-7	1-3	0-0	3 0 3	2 4	11	2	1	5	0	0	17
7	Tyrin Lawrence	G 35:40	2-7	1-4	2-2	0 5 5	1 2	7	7	0	0	0	0	25
1	Dakota Lettew	24:44	6-12	4-8	0-0	4 4 1	0 0	16	3	0	0	1	0	28
6	Somto Cyril	09:08	2-2	0-0	1-2	0 2 2	2 1	5	0	1	0	1	0	14
13	Dylan James	13:50	1-4	0-2	0-0	2 2 4	0 0	2	1	0	0	0	0	14
25	Justin Abson	05:59	0-0	0-0	0-0	0 2 2	1 0	0	1	2	0	0	0	6
Team						1 1 2	0	0	0	0	0	0	0	
Totals			28-63	6-26	7-9	14 26 40	13 11	69	19	5	7	3	1	21

Technical Fouls: NONE

Shooting By Period
1st FG% 15-32 46.9%
3PT% 3-14 21.4%
FT% 1-1 100%
2nd FG% 13-31 41.9%
3PT% 1-12 25.0%
FT% 6-8 75%
GM FG% 28-63 44.4%
3PT% 6-26 23.1%
FT% 7-9 77.8%
Dead Ball Rebounds: 2, 1

	NDU	UGA
Biggest lead	6 (1 st 16:44)	21 (2 nd 0:08)
Best Scoring Run	10 (2 nd 15:22)	13 (1 st 9:06)
Lead Changes	1	1
Times Tied	1	0
Time with Lead	07:17	31:20

Points from Turnovers	NDU	UGA
1st	5	13
2nd	26	38
Second Chance	10	15
Fast Breaks	4	6
Bench	10	23
Period by Period Scoring	NDU	UGA
1st	22	26
2nd	48	35
3rd	34	69

GAME 11

DARTMOUTH, 65
NOTRE DAME, 77

Dec. 11, 2024
Purcell Pavilion (South Bend, IN)



Official Basketball Box Score - Final
Dartmouth at Notre Dame
12/11/24 Purcell Pavilion at the Joyce Center, Notre Dame
2024-25 Men's Basketball

Game Time: 7:00 PM
Game Duration: 1:55
Attendance: 3,827

Officials: Roger Ayers, Lee Cassell, Bart Lenox

Record: 4-5

NO. Name		Min	FG	3P	FT	Rebounds	Fouls	TP	AS	TO	ST	Blocks	+/-
						OR DR TOT	PF FD					BS BA	
2	Cade Haskins	F 28:11	0-7	0-7	2-2	1 6 7	1 1	2	3	0	0	0	0
21	Brandon Mitchell-Day	F 23:15	3-8	1-5	3-3	1 6 7	4 2	10	1	2	1	0	0
32	Jayden Williams	F 32:24	5-11	2-8	1-2	1 1 2	3 1	13	1	1	1	0	0
3	Connor Amundsen	G 32:24	4-7	2-4	0-1	0 2 2	0 2	10	2	2	2	0	0
20	Romeo Myrhill	G 30:27	1-3	0-2	1-1	1 2 3	0 1	3	2	2	1	0	0
10	Ryan Cornish	20:40	2-8	0-3	6-6	0 3 3	3 3	10	4	2	1	0	0
33	Jackson Munro	24:42	7-11	1-4	2-2	2 2 4	2 4	17	0	1	0	0	0
0	Ben Brown	03:33	0-0	0-0	0-0	0 0 0	1 1	0	0	0	0	0	0
11	Connor Christensen	03:52	0-0	0-0	0-0	0 0 0	0 0	0	0	0	0	0	0
5	Cameron McNamee	00:32	0-0	0-0	0-0	0 0 0	0 0	0	0	0	0	0	0
Team						0 3 3	0	0	1				
Totals			22-55	6-33	15-17	6 25 31	14 15	65	13	11	6	0	1

Technical Fouls: NONE

Shooting By Period
1st FG% 10-29 34.5%
3PT% 4-18 22.2%
FT% 4-5 80%
2nd FG% 12-26 46.2%
3PT% 2-15 13.3%
FT% 11-12 91.7%
GM FG% 22-55 40.0%
3PT% 6-33 18.2%
FT% 15-17 88.2%
Dead Ball Rebounds: 0, 0

Record: 6-5

rebornC-77												
NO. Name	Min	FG	3P	FT	Rebounds	Fouls	TP	AS	TO	ST	Blocks	
					DR OR TOT	PF FF					BS	
7 Tae Davis	F 35:59	9-13	0-0	2-3	0 10 10	2 3	20	1	1	0	0	0
14 Kebba Njie	F 21:59	2-4	0-0	0-0	2 3 5	2 0	4	0	2	1	0	0
1 Julian Roper II	G 24:58	2-6	0-2	1-2	1 3 4	3 1	5	2	0	3	0	0
11 Braeden Shrewsberry	G 34:45	8-14	4-9	2-2	0 3 3	2 2	22	2	2	1	0	0
41 Matt Allocco	G 33:09	6-10	2-4	2-2	0 1 1	2 2	16	5	0	0	0	0
2 Logan Imes	16:19	1-3	0-1	1-2	1 1 2	1 3	3	0	0	0	0	0
20 J.R. Konieczny	18:37	2-6	0-4	0-0	0 1 1	1 0	4	1	2	0	0	0
25 Nikita Konstantynovskiy	10:25	1-2	0-0	1-3	1 3 4	1 3	3	0	1	0	0	0
12 Garrett Sundra	03:49	0-1	0-1	0-0	0 0 0	1 0	0	0	1	0	0	0
Team					1 4 5	0	0	0	0	0	0	0
Totals		31-59	6-21	9-14	6 29 35	15 14	77	11	9	6	1	0

Technical Fouls: NONE

Shooting By Period
1st FG% 17-27 63.0%
3PT% 2-9 22.2%
FT% 3-5 60%
2nd FG% 14-32 43.8%
3PT% 4-12 33.3%
FT% 6-9 66.7%
GM FG% 31-59 52.5%
3PT% 6-21 28.6%
FT% 9-14 64.3%
Dead Ball Rebounds: 2, 0

	DART	ND
Biggest lead	0 (1 st 20:00)	18 (2 nd 15:03)
Best Scoring Run	9 (2 nd 1:32)	8 (1 st 8:52)
Lead Changes	0	0
Times Tied	0	0
Time with Lead	00:00	39:43

Points from Turnovers	DART	ND
1st	32	16
2nd	46	38
Second Chance	6	0
Fast Breaks	14	4
Bench	27	10
Period by Period Scoring	DART	ND
1st	28	37
2nd	38	65
3rd	38	77

GAME 10

SYRACUSE, 64
NOTRE DAME, 69

Dec. 7, 2024
Purcell Pavilion (South Bend, IN)



Official Basketball Box Score - Final
Syracuse at Notre Dame
12/07/24 Purcell Pavilion at the Joyce Center, Notre Dame
2024-25 Men's Basketball

Game Time: 12:00 PM
Game Duration: 2:19
Attendance: 6,280

Officials: AJ Desai, Eric Lewis, Jeff Pon

Record: 4-4 (0-1)

NO. Name	Min	FG	3P	FT	Rebounds	Fouls	TP	AS	TO	ST	Blocks	B/S	
			M/A	M/A	OR DR TOT	PF F						+/-	
1 Donnie Freeman	F 33:05	6-10	0-1	8-10	0 11 11	3 7	20	0	0	1	0	0	-5
4 Chris Bell	F 17:33	1-5	0-3	2-5	0 2 2	2 3	4	0	0	1	1	0	-3
4 Eddie Lampkin	C 20:14	2-4	0-0	1-2	2 3 5	3 2	5	3	4	0	1	0	-3
3 Lucas Taylor	G 28:50	1-3	0-1	0-0	1 0 1	3 0	2	2	1	1	0	1	-1
5 Jaquan Carlos	G 35:25	4-8	0-0	0-0	1 1 2	2 1	8	7	2	2	0	2	-8
8 Elijah Moore	24:37	2-6	0-2	0-0	0 0 0	0 1	4	1	0	0	0	0	-3
13 Jyare Davis	25:17	8-12	0-1	4-5	1 3 4	3 4	20	0	2	0	0	0	-2
0 Kyle Cuffie, Jr.	09:00	0-2	0-1	1-2	0 0 0	0 3	1	1	0	1	0	0	-5
11 Chance Westry	04:35	0-0	0-0	0-0	0 0 0	0 1	0	0	0	0	0	0	3
6 Petar Majstorovic	01:24	0-1	0-0	0-0	0 1 1	1 0	0	0	1	0	0	0	0
Team					2 3 5	0	2	0	0	0	0	0	
Totals		24-51	0-9	16-24	7 24 31	21 19	64	13	13	5	2	4	-5

Technical Fouls: NONE

Shooting By Period
1st FG% 9-23 39.1%
3PT% 0-4 0.0%
FT% 8-14 57.1%
2nd FG% 15-28 53.6%
3PT% 0-5 0.0%
FT% 8-10 80%
GM FG% 24-51 47.1%
3PT% 0-9 0.0%
FT% 16-24 66.7%
Dead Ball Rebounds: 3, 0

Record: 5-5 (1-0)

NO. Name	Min	FG	3P	FT	Rebounds	Fouls	TP	AS	TO	ST	Blocks	+/-	
					OR DR TOT	PF	FD				BS		
7 Tae Davis	F 19:01	6-8	1-2	2-5	0 2 2	4 4	15	2	3	2	0	0	7
14 Kebba Njie	F 27:17	2-6	0-0	5-7	5 4 9	3 2	9	1	2	0	1	1	7
1 Julian Roper II	G 19:29	0-3	0-3	1-2	0 3 3	4 1	1	0	0	1	1	0	2
11 Braeden Shrewsberry	G 36:38	8-15	6-11	3-3	0 2 2	1 4	25	0	2	0	0	1	3
41 Matt Allocco	G 33:28	0-3	0-2	4-8	0 7 7	1 7	4	1	4	0	1	0	8
25 Nikita Konstantynovskiy	07:41	0-0	0-0	0-0	0 3 3	3 0	0	0	1	0	0	0	2
20 J.R. Konieczny	28:58	6-12	1-2	2-2	2 2 4	0 25	1	0	0	1	0	1	4
2 Logan Imes	11:03	0-0	0-0	0-0	0 1 1	1 0	0	1	1	0	0	0	-3
12 Garrett Sundra	08:27	0-0	0-0	0-0	0 0 0	1 1	0	1	0	1	0	0	-5
21 Burke Chebuhar	07:59	0-2	0-2	0-0	0 0 0	1 0	0	0	1	0	0	0	0
Team					2 1 3	0	0	1	0	0	0	0	
Totals		22-49	8-22	17-27	9 25 34	19 21	69	7	15	4	4	2	5

Technical Fouls: NONE

	SYR	UND
Biggest lead	2 (2 nd 10:58)	8 (1 st 1:30)
Best Scoring Run	6 (2 nd 19:01)	6 (2 nd 15:25)
Lead Changes	8	3
Times Tied	8	2
Time with Lead	01:13	33:22
Points from Turnovers	SYR	UND
1st	19	9
2nd	40	28
Second Chance	3	6
Fast Breaks	5	2
Bench	25	15
Period by Period Scoring	SYR	UND
1st	26	38
2nd	64	



2024-25 Notre Dame Men's Basketball

GAME
13

NOTRE DAME, 75
GEORGIA TECH, 86

Dec. 31, 2024
McCamish Pavilion (Atlanta)



Official Basketball Box Score - Final
Notre Dame at Georgia Tech
12/31/24 McCamish Pavilion, Atlanta
2024-25 Men's Basketball

Game Time: 2:30 PM
Game Duration: 2:05
Attendance: 4,914

Officials: Lee Cassell, Lamar Simpson, Tim Clougherty

Notre Dame - 75													Record: 7-6 (1-1)														
NO.	Name	Min	FG	3P	FT	Rebounds	Fouls	TP	AS	TO	ST	Blocks	+/-														
			M-A	M-A	M-A	OR	DR	TOT	PF	FD		BS	BA														
7	Tae Davis	F 34:09	9-16	0-2	9-10	4	3	7	3	8	27	3	1	0	0	3	-5										
14	Kebba Njie	F 20:24	1-3	0-0	2-2	3	1	4	2	3	4	0	3	0	0	0	-11										
1	Julian Roper II	G 21:53	1-5	0-2	0-0	5	1	6	2	0	2	2	0	0	0	0	-14										
11	Braeden Shrewsberry	G 33:59	4-11	4-6	0-0	0	2	2	1	0	12	2	1	1	0	0	-8										
41	Matt Allocco	G 37:05	6-13	2-4	1-2	1	4	5	3	1	6	2	1	1	1	0	-5										
25	Nikita Konstantynovsky	10:15	3-4	0-0	0-0	0	2	2	1	0	6	0	0	0	0	0	-7										
2	Logan Iimes	06:34	0-3	0-1	0-0	0	0	0	0	0	0	0	1	0	0	0	-4										
21	Burke Chebuhar	02:55	0-0	0-0	0-0	0	0	0	0	1	0	0	0	0	0	0	-6										
4	Sir Mohammed	02:56	1-1	1-1	0-0	0	0	0	0	0	3	0	1	0	0	0	0										
Team						0	1	1			0	0															
Totals			27-62	9-21	12-14	14	15	29	17	14	75	17	10	3	2	4	-11										

Shooting By Period			
1 st FG	9-32	28.1%	
3 ^{PT}	4-13	30.8%	
FT	23	66.7%	
2 nd FG	16-30	60.0%	
3 ^{PT}	5-8	62.5%	
FT	10-11	90.9%	
GM FG	27-62	43.5%	
3 ^{PT}	9-21	42.9%	
FT	12-14	85.7%	
Dead Ball Rebounds: 2			

Technical Fouls: NONE

Georgia Tech - 86										Record: 7-7 (1-2)									
NO.	Name	Min	FG M-A	3P M-A	FT M-A	Rebounds OR DR TOT	Fouls PF FD	TP	AS	TO	ST	Blocks BS BA	+/-	Shooting By Period					
11	Baye Ndongo	F 20:19	4-4	0-0	2-4	2	4	6	5	2	10	1	3	0	1	0	7	1 st FG% 17-28	60.4%
12	Ryan Mutombo	C 12:09	1-1	0-0	0-0	1	2	3	1	0	2	0	0	0	0	0	9	3 rd 4P% 4-9	44.4%
0	Lance Terry	G 31:38	5-6	2-3	2-4	1	1	2	0	2	14	0	0	2	0	0	17	FT% 5-7	71.4%
1	Nathan George	G 36:43	5-9	1-3	0-0	0	5	5	1	1	11	6	2	0	1	0	2	2 nd FG% 13-25	52.0%
3	Jaden Mustaf	G 23:45	1-5	0-0	3-4	1	4	5	3	4	5	2	0	0	0	0	1	3 rd 4P% 4-11	36.4%
2	Javian McCollum	34:25	7-13	2-6	5-5	0	1	1	0	2	21	6	1	3	0	1	9	FT% 13-18	72.2%
30	Ibrahim Soware	13:44	1-2	0-0	0-0	0	1	1	1	1	2	0	0	0	0	1	0	GM FG% 30-53	56.6%
31	Duncan Powell	27:07	6-13	3-8	6-8	1	2	3	3	5	21	2	1	0	1	1	11	3 rd 4P% 8-20	40.0%
Team						3	1	4			0	1						FT% 18-25	72.0%
Totals			30-53	8-20	18-25	9	21	30	14	17	86	17	8	5	4	2	11	Dead Ball Rebounds: 6	

Technical Fouls: NONE

	ND	GaTech	Points from	ND	GaTech	Period by Period Scoring			
Biggest lead	1 (1 st 12:25)	19 (1 st 0:11)	Turnovers	4	17		1st	2nd	TOT
Best Scoring Run	11 (2 nd 12:32)	8 (1 st 9:35)	Paint	36	38	ND	24	51	75
Lead Changes	2		Second Chance	15	13				
Times Tied	1		Fast Breaks	3	12	GaTech	43	43	86
Time with Lead	00:21	38:07	Bench	15	44				

GAME
15

NOTRE DAME, 65
NC STATE, 66

Jan. 8, 2025
Lenovo Center (Raleigh, NC)



Official Basketball Box Score - Final
Notre Dame at NC State
01/08/25 Lenovo Center, Raleigh
2024-25 Men's Basketball

Game Time: 7:00 PM
Game Duration: 2:1
Attendance: 13,511

Officials: Bill Covington Jr., Tony Henderson, Matt Potts

Notre Dame - 65													Record: 7-8 (1-3)												
NO.	Name	Min	FG	3P	FT	Rebounds	Fouls	TP	AS	TO	ST	Blocks	+/-	Shooting By Period											
			M-A	M-A	M-A	OR	DR	TOT	PF	FD		BS	BA		1st	FG%	13-25	52.0%							
7	Tae Davis	F 37:54	5-10	0-1	4-5	1	6	7	2	4	14	6	2	0	0	3	-2	3PT	4-11	36.4%					
14	Kebba Njie	F 33:58	5-8	0-0	0-0	0	5	6	11	4	1	10	1	0	2	2	-1	FT%	3-6	50%					
3	Markus Burton	G 33:04	5-15	2-4	3-4	0	0	0	2	3	15	4	3	0	0	1	-3	2nd	FG%	11-27 <th>40.7%</th>	40.7%				
11	Braeden Shrewsberry	G 36:15	5-12	3-10	0-0	0	3	3	1	1	13	2	2	2	0	0	-2	3PT	4-8	50.0%					
41	Matt Allocco	G 37:01	3-5	3-4	2-2	0	7	7	1	1	11	0	0	1	0	0	1	FT%	6-7	85.7%					
4	Sir Mohammed	01:58	0-0	0-0	0-0	0	0	0	0	0	0	0	0	0	0	0	0	GM FG%	24-52 <th>46.2%</th>	46.2%					
1	Julian Roper II	09:28	1-2	0-0	0-0	0	1	1	1	0	2	1	0	1	0	0	-1	3PT	8-19	42.1%					
20	J.R. Konieczny	04:32	0-0	0-0	0-0	0	0	0	0	0	0	0	1	1	0	0	-1	FT	9-13	69.2%					
25	Nikita Konstantynovsky	05:53	0-0	0-0	0-2	0	1	1	0	1	0	0	0	0	0	0	-1	Dead Ball Rebounds: 2							
Team						2	2	4			0	1													
Totals			24-52	8-19	9-13	8	26	34	11	11	65	14	10	5	2	6	-1								

Technical Fouls: NONE

NC State - 66													Record: 9-6 (2-2)												
NO.	Name	Min	FG M-A	3P M-A	FT M-A	Rebounds OR DR TOT	Fouls PF FD	TP	AS	TO	ST	Blocks BS BA	+/-	Shooting By Period											
34	Ben Middlebrooks	C 23:04	2-5	1-1	5-6	1 3 4	3 10	0	1	1	3	0	10	1 st FG% 10-28 35.7%											
3	Dontrez Styles	G 31:05	4-12	2-7	0-0	1 6 7	1 1	10	0	1	0	2	0	-4	3PT% 5-17 29.4%										
8	Jayden Taylor	G 34:04	5-9	3-6	1-2	0 2 2	0 2	14	1	4	2	0	0	-4	FT% 1-2 50%										
10	Marcus Hill	G 35:47	6-12	2-5	1-1	0 3 3	1 2	15	4	0	0	0	1	-3	2 nd FG% 14-27 51.9%										
12	Michael O'Connell	G 31:48	2-7	1-4	0-0	0 2 2	3 0	5	2	1	0	0	0	-7	3PT% 5-10 50.0%										
1	Brandon Huntley-Hatfield	14:08	2-5	0-1	0-0	2 1 3	1 3	4	2	0	1	0	1	-7	FT% 7-9 77.8%										
4	Breon Pass	16:14	1-2	1-2	0-0	0 2 2	2 0	3	4	0	2	0	0	-6	GM FG% 24-55 43.6%										
33	Ismael Diouf	05:04	1-1	0-0	0-0	1 1 2	0 0	2	0	0	0	0	0	-3	3PT% 10-27 37.0%										
13	Dennis Parker, Jr.	08:46	1-2	0-1	1-2	0 2 2	0 0	3	1	0	0	1	0	9	FT% 8-11 72.7%										
Team													Dead Ball Rebounds: 1.9												
Totals													24-55 10-27 8-11 7 22 29 11 11 66 14 7 6 6 2 1												




2024-25 Notre Dame Men's Basketball

GAME

17

BOSTON COLLEGE, 60
NOTRE DAME, 78

Jan. 13, 2025
Purcell Pavilion (South Bend, IN)



Official Basketball Box Score - Final

Game Time: 7:00 PM

Game Duration: 2:02

Attendance: 4,693

Boston College at Notre Dame

01/13/25 Purcell Pavilion at the Joyce Center, Notre Dame

2025 Men's Basketball

Officials: Bert Smith, Ted Valentine, AJ Desai

Boston College - 60

Record: 9-8 (1-5)

NO. Name	Min	FG	3P	FT	Rebounds	Fouls	TP	AS	TO	ST	Blocks	BS	BA	+/-	Shooting By Period		
31 Elijah Strong	F 21:36	2-6	1-1	3-3	0 3 3	2 3	8	2	2	0	0	1	-8	1st FG%	13-26	50.0%	
32 Chad Venning	F 20:49	4-6	0-1	0-0	0 1 1	3 0	8	2	3	0	1	0	-6	3PT%	5-10	50.0%	
1 Dion Brown	G 21:53	1-2	0-0	0-0	2 2 4	2 1	2	0	2	0	0	0	1	FT%	2-2	100%	
7 Joshua Beadle	G 23:33	3-7	0-0	3-3	0 2 2	3 4	9	1	3	3	0	0	-1	2nd FG%	9-21	42.9%	
13 Donald Hand Jr.	G 35:09	6-11	5-7	0-0	1 1 1	1 3	17	3	1	1	0	0	-14	3PT%	5-9	55.6%	
3 Roger McFarlane	19:41	0-2	0-2	0-0	1 3 4	3 0	0	0	1	1	0	0	-14	FT%	4-4	100%	
10 Luka Toews	09:38	0-1	0-1	0-0	0 1 1	4 0	2	0	2	0	1	0	-8	GM FG%	22-47	46.8%	
22 Jayden Hastings	19:11	1-1	0-0	0-0	0 2 2	3 1	2	0	2	0	1	0	-12	3PT%	10-19	52.6%	
5 Fred Payne	16:50	2-4	2-3	0-0	1 0 1	0 0	6	0	1	0	0	0	-15	FT%	6-6	100.0%	
00 Chas Kelley III	11:40	3-7	2-4	0-0	0 0 0	2 0	8	0	1	0	0	0	-13	Dead Ball Rebounds: 0, 0			
Team					3 1 4	0	0	2									
Totals		22-47	10-19	5-6	7 16 23	23 12	60	10	18	6	2	1	-18				

Notre Dame - 78

Record: 8-9 (2-4)

Technical Fouls: Vinning 1, 2, 3, 4

NO. Name	Min	FG	3P	FT	Rebounds	Fouls	TP	AS	TO	ST	Blocks	BS	BA	+/-	Shooting By Period		
7 Tae Davis	F 32:42	9-14	0-0	8-9	1 0 1	2 8	26	2	0	0	0	2	13	1st FG%	12-27	44.4%	
14 Kebba Njie	F 28:04	3-6	1-1	4-4	5 4 9	3 2	11	0	1	3	0	0	6	3PT%	2-9	22.2%	
3 Markus Burton	G 32:50	5-15	1-5	9-10	1 3 4	2 9	20	0	4	4	0	0	9	FT%	10-12	83.3%	
11 Braeden Shrewsberry	G 27:38	0-4	0-4	0-0	0 2 2	0 0	0	1	1	0	0	0	3	2nd FG%	14-28	50.0%	
41 Matt Allocco	G 31:31	5-8	1-3	2-3	1 2 3	2 2	13	1	0	3	0	0	15	3PT%	1-6	16.7%	
1 Julian Roper II	18:46	1-1	0-0	0-0	5 2 7	1 0	2	2	0	1	0	0	26	GM FG%	26-55	47.3%	
4 Sir Mohammed	14:35	2-6	0-2	0-1	2 1 3	0 1	4	0	0	2	0	0	8	3PT%	3-15	20.0%	
25 Nikita Konstantynovskiy	10:45	1-1	0-0	0-0	4 4 2	0 0	2	1	2	0	1	0	11	FT%	23-27	85.2%	
20 J.R. Konieczny	03:06	0-0	0-0	0-0	0 0 0	0 0	0	0	1	0	0	0	-10	Dead Ball Rebounds: 0, 0			
2 Logan Imes	00:03	0-0	0-0	0-0	0 0 0	0 0	0	0	0	0	0	0	-1				
Team					2 0 2	0	0	1									
Totals		26-55	3-15	23-27	17 18 35	12 22	78	7	10	13	1	2	18				


Technical Fouls: NONE

GAME

18

NOTRE DAME, 69
SYRACUSE, 77

Jan. 18, 2025
JMA Wireless Dome (Syracuse, NY)



Official Basketball Box Score - Final

Notre Dame at Syracuse

01/18/25 JMA Wireless Dome, Syracuse

2024-25 Men's Basketball

Game Time: 4:00 PM

Game Duration: 2:1

Attendance: 20,84

Officials: Lee Cassel, Brian O'Connell, Isaac Barne

Notre Dame - 69

Record: 8-10 (2-5)

NO. Name	Min	FG	3P	FT	Rebounds	Fouls	TP	AS	TO	ST	Blocks	BS	BA	+/-	Shooting By Period		
7 Tae Davis	F 33:37	3-14	0-2	5-6	2 5 7	4 4	11	0	4	0	0	1	-13	1st FG%	16-32	50.0%	
14 Kebba Njie	F 27:04	1-3	0-1	3-4	2 4 6	4 2	5	0	3	0	0	0	8	3PT%	5-9	55.6%	
3 Markus Burton	G 37:45	12-26	2-5	2-2	0 4 4	4 4	28	2	1	0	0	3	-5	FT%	5-6	83.3%	
11 Braeden Shrewsberry	G 34:47	4-7	2-4	4-4	0 6 6	2 5	14	0	2	0	1	0	-15	2nd FG%	8-25	32.0%	
41 Matt Allocco	G 28:22	4-5	1-1	2-2	0 7 7	3 1	11	0	0	2	0	0	-1	3PT%	0-5	0.0%	
1 Julian Roper II	12:19	0-0	0-0	0-0	0 0 0	3 0	0	0	0	1	0	0	-2	GM FG%	24-57	42.1%	
4 Sir Mohammed	06:23	0-2	0-1	0-0	2 0 2	1 0	0	0	0	2	3	0	5	3PT%	5-14	35.7%	
25 Nikita Konstantynovskiy	12:37	0-0	0-0	0-0	2 1 3	2 1	0	0	0	0	0	0	-10	FT%	16-18	88.9%	
20 J.R. Konieczny	07:06	0-0	0-0	0-0	1 4 5	0 0	0	1	1	0	0	0	-7	Dead Ball Rebounds: 1, 0			
Team					2 1 3	0	0	0									
Totals		24-57	5-14	16-18	11 32 43	23 17	69	3	13	6	1	4	-8				

Syracuse - 77

Record: 9-9 (3-4)

NO. Name	Min	FG	3P	FT	Rebounds	Fouls	TP	AS	TO	ST	Blocks	BS	BA	+/-	Shooting By Period		
13 Jyare Davis	F 25:40	3-7	1-1	1-5	0 4 4	4 4	8	2	0	1	0	0	-1	1st FG%	11-28	39.3%	
44 Eddie Lampkin	C 32:49	5-8	0-0	3-7	4 7 11	1 6	13	4	0	3	2	0	3	3PT%	6-17	35.3%	
2 JJ Starling	G 33:46	7-20	3-8	4-6	0 4 4	1 4	21	1	2	2	0	0	1	FT%	5-6	83.3%	
3 Lucas Taylor	G 17:45	1-3	0-2	1-1	0 1 1	1 1	3	1	1	1	0	0	-7	2nd FG%	13-30	43.3%	
8 Elijah Moore	G 17:03	3-8	1-6	1-1	0 2 2	0 1	8	1	1	1	1	0	12	3PT%	2-7	28.6%	
0 Kyle Cuffe, Jr.	21:04	1-4	1-3	10-10	1 1 2	3 4	13	1	1	1	1	0	12	GM FG%	24-58	41.4%	
4 Chris Bell	08:39	1-2	1-2	0-0	0 0 0	2 0	3	0	0	0	0	0	-4	3PT%	8-24	33.3%	
6 Petar Majstorovic	22:07	1-1	0-0	1-2	1 1 2	3 1	3	1	2	0	0	0	13	FT%	21-34	61.8%	
5 Jaquan Carlos	21:08	2-5	1-2	0-2	2 2 4	2 2	5	3	1	0	0	0	21	Dead Ball Rebounds: 4, 0			
Team					3 1 4	0	0	1									
Totals		24-58	8-24	21-34	11 23 34	17 23	77	14	9	9	4	1	8				

Technical Fouls:Team 2nd0⁰Team 2nd0⁰

Technical Fouls:NONE



2024-25 Notre Dame Men's Basketball

GAME
21

NOTRE DAME, 57
MIAMI, 63

Feb. 1, 2025
Watco Center (Coral Gables, FL)



Official Basketball Box Score - Final
Notre Dame at Miami (FL)
02/01/25 Watco Center, Coral Gables, Fla.
2024-25 Men's Basketball

Game Time: 8:00 PM
Game Duration: 1:51
Attendance: 3,649

Officials: Clarence Armstrong, Justin Porterfield, Kellen Miner

Notre Dame - 57		Record: 10-11 (4-6)														
NO.	Name	Min	FG	3P	FT	Rebounds	Fouls	TP	AS	TO	ST	Blocks	BS	BA	+/-	
			M-A	M-A	M-A	OR DR TOT	PF FD									
7	Tae Davis	F 28:34	5-11	1-2	0-2	1 2 3	1 2 11	1	3	0	0	0	1	-2		
14	Kebba Njie	F 27:49	2-4	1-2	0-0	2 5 7	3 0 5	0	0	0	0	0	0	-4		
3	Markus Burton	G 35:09	7-17	2-7	1-2	0 2 2	2 5 17	2	2	2	2	0	0	-16		
11	Braeden Shrewsberry	G 34:39	5-10	4-8	0-0	1 2 3	2 1 14	1	1	1	0	0	0	-7		
41	Matt Allocco	G 31:07	1-6	0-2	0-3	1 7 8	1 2 2	5	1	0	0	0	0	-2		
1	Julian Roper II	G 29:40	0-0	0-0	0-0	2 0 2	2 0 2	0	2	0	1	0	0	3		
4	Sir Mohammed	G 28:55	2-2	1-1	0-0	0 0 0	0 0 5	1	1	1	1	0	0	-1		
25	Nikita Konstantynovskiy	G 28:55	0-0	0-0	1-2	2 1 3	1 1 1	0	1	0	1	0	0	-3		
20	J.R. Konieczny	G 27:42	0-3	0-2	0-0	0 0 0	0 0 0	0	1	2	0	1	0	7		
2	Logan Imes	G 22:40	1-1	0-0	0-0	0 0 0	0 0 0	2	0	1	0	0	0	-5		
Team						2 1 3		0	0							
Totals			23-54	9-24	2-9	11 20 31	12 11 57	13	12	4	1	1	1	-6		

Shooting By Period	
1 st FG%	14-30 46.7%
3PT%	6-13 46.2%
FT%	2-4 50%
2 nd FG%	9-24 37.5%
3PT%	3-11 27.3%
FT%	0-5 0%
GM FG%	23-54 42.6%
3PT%	9-24 37.5%
FT%	2-9 22.2%
Dead Ball Rebounds: 5, 0	

Technical Fouls:NONE

Miami (FL) - 63		Record: 5-17 (1-10)														
NO.	Name	Min	FG	3P	FT	Rebounds	Fouls	TP	AS	TO	ST	Blocks	BS	BA	+/-	
			M-A	M-A	M-A	OR DR TOT	PF FD									
2	Brandon Johnson	F 40:00	4-10	3-6	2-2	1 7 8	1 3 13	0	1	1	0	0	0	6		
1	Lynn Kidd	C 27:10	7-9	0-0	1-2	1 3 4	2 1 15	0	0	0	0	1	0	7		
0	Matthew Cleveland	G 37:39	9-15	1-3	2-2	5 7 0	0 1 21	2	3	1	0	0	0	12		
3	Jalli Betha	G 20:43	0-5	0-2	4-4	0 2 2	2 2 4	1	0	1	0	0	0	7		
99	Divine Ugochukwu	G 30:54	3-4	0-1	3-5	1 3 4	4 4 9	4	1	1	3	0	0	20		
11	A.J. Slaton-McCray	G 17:50	0-2	0-2	0-0	1 1 2	0 0 0	0	1	0	0	0	0	-8		
15	Kiroe Hule	G 03:45	0-0	0-0	1-2	1 0 1	0 1 1	0	1	0	1	0	0	-7		
5	Jalen Blackmon	G 04:47	0-1	0-0	0-0	0 0 0	0 0 0	0	0	1	0	1	0	-10		
23	Austin Swartz	G 17:12	0-4	0-4	0-0	0 0 0	2 0 0	2	0	0	0	0	0	3		
Team						1 0 1		0	0							
Totals			23-50	4-18	13-17	8 21 29	11 12 63	10	6	7	1	1	1	6		

Shooting By Period	
1 st FG%	11-23 47.8%
3PT%	2-9 22.2%
FT%	1-2 50%
2 nd FG%	12-27 44.4%
3PT%	2-9 22.2%
FT%	12-15 80%
GM FG%	23-50 46.0%
3PT%	4-18 22.2%
FT%	13-17 76.5%
Dead Ball Rebounds: 3, 1	

Technical Fouls:NONE

		UND	MIA			Period by Period Scoring				
Biggest lead	13 (2 nd 18:45)	6 (2 nd 0:10)		Points from	UND	MIA				
Best Scoring Run	8 (2 nd 18:45)	9 (2 nd 5:56)		Turnovers	7	16				
				Paint	28	30	1st	2nd	TOT	
Lead Changes		4		Second Chance	12	8	UND	36	21	57
Times Tied		2		Fast Breaks	5	14	MIA	25	38	63
Time with Lead	26:23	10:27		Bench	8	1				

GAME
23

VIRGINIA TECH, 65
NOTRE DAME, 63

Feb. 8, 2025
Purcell Pavilion (South Bend, IN)



Official Basketball Box Score - Final
Virginia Tech at Notre Dame
02/08/25 Purcell Pavilion at the Joyce Center, Notre Dame
2024-25 Men's Basketball

Game Time: 1:00 PM
Game Duration: 2:0
Attendance: 6,35

Officials: Tony Henderson, A.J. Desai, Trey Slyn

Virginia Tech - 65		Record: 11-13 (5-7)															
NO.	Name	Min	FG	3P	FT	Rebounds	Fouls	TP	AS	TO	ST	Blocks	BS	BA	+/-		
			M-A	M-A	M-A	OR	DR	TOT	PF	FD							
1	Tobi Lawal	F 28:21	6-10	0-2	3-6	3	7	10	3	4	15	1	2	0	2	11	
34	Mylyjael Poteat	F 23:13	2-3	0-0	2-2	0	4	4	4	3	6	0	2	2	0	3	
2	Jaden Schutt	G 34:45	2-8	1-6	2-2	3	1	4	1	0	7	2	1	1	0	0	
10	Tyler Johnson	G 31:13	3-6	2-4	1-2	0	2	2	2	1	9	0	4	1	0	2	
11	Ben Hammond	G 14:36	2-3	0-0	0-0	0	2	2	4	0	4	0	1	1	0	4	
3	Jaydon Young	G 14:02	1-8	0-5	0-0	1	0	1	1	0	2	2	1	1	0	2	
7	Brandon Rechsteiner	G 25:24	2-10	1-8	7-8	0	1	1	0	5	12	3	1	1	0	-2	
13	Ben Burnham	G 23:18	4-7	2-5	0-0	2	2	4	1	0	10	1	1	0	0	-5	
5	Patrick Wessler	G 03:03	0-0	0-0	0-0	0	0	0	1	0	0	0	0	0	0	-6	
22	Connor Serven	G 02:05	0-1	0-1	0-0	1	0	1	0	0	0	0	0	0	0	-1	
Team						2	1	3	0	0	0						
Totals			22-56	6-31	15-20	12	20	32	17	13	65	13	13	7	2	2	2

Shooting By Period	
1 st FG%	11-29 37.9%
3PT%	2-15 13.3%
FT%	2-2 100%
2 nd FG%	11-27 40.7%
3PT%	4-16 25.0%
FT%	13-18 72.2%
GM FG%	22-56 39.3%
3PT%	6-31 19.4%
FT%	15-20 75.0%
Dead Ball Rebounds: 2, 0	

Technical Fouls:NONE

Notre Dame - 63		Record: 10-13 (4-8)														
NO.	Name	Min	FG	3P	FT	Rebounds	Fouls	TP	AS	TO	ST	Blocks	BS	BA	+/-	
			M-A	M-A	M-A	OR DR TOT	PF FD									
7	Tae Davis	F 34:45	6-10	2-2	4-4	2 6 8	0 4 18	1	3	0	0	0	0	-8		
14	Kebba Njie	F 27:06	2-5	0-1	4-4	3 4 7	1 3 8	0	1	2	1	0	0	-4		
3	Markus Burton	G 32:30	8-18	1-4	6-6	0 4 4	3 6 23	1	2	3	0	1	0	3		
4	Sir Mohammed	G 22:52	2-4	0-1	0-0	2 1 3	2 0 4	2	5	1	1	0	0	5		
11	Braeden Shrewsberry	G 32:28	0-8	0-5	0-0	0 4 4	2 1 0	0	3	0	3	0	0	1		
1	Julian Roper II	G 17:49	0-3	0-2	2-2	1 0 1	3 2 2	0	0	0	0	0	0	1		
5	Cole Certa	G 03:19	1-3	0-2	0-0	1 0 1	0 0 2	0	1	0	0	0	0	2		
25	Nikita Konstantynovskiy	G 08:26	2-3	0-0	0-0	1 1 2	2 0 4	0	1	0	0	0	0	3		
2	Logan Imes	G 11:13	0-1	0-0	0-0	0 1 1	0 1 0	1	0	0	0	0	0	-3		
12	Garrett Sundra	G 06:21	1-1	0-0	0-0	0 1 1	0 1 0	2	0	0	0	0	0	-1		
20	J.R. Konieczny	G 03:12	0-0	0-0	0-0	0 0 0	0 0 0	0	0	0	0	0	0	-11		
Team						4 2 6		0	2							
Totals			22-56	3-17	16-16	14 24 38	14 17 63	9	17	9	2	2	2	-2		

Shooting By Period	
1 st FG%	14-28 50.0%
3PT%	1-9 11.1%
FT%	4-4 100%
2 nd FG%	8-28 28.6%
3PT%	2-8 25.0%
FT%	12-12 100%
GM FG%	22-56 39.3%
3PT%	3-17 17.6%
FT%	16-16 100.0%
Dead Ball Rebounds: 0, 1	

Technical Fouls:Roper II 1st 9:09

	VT	ND							
Biggest lead	5 (2 nd 0:27)	14 (1 st 10:18)	Points from	VT	ND	Period by Period Scoring			
Best Scoring Run	8 (1 st 8:24)	12 (1 st 10:18)	Turnovers	10	7				
Lead Changes	2	1	Paint	26	32				
Times Tied	1		Second Chance	15	8				
Time with Lead	04:14	34:05	Fast Breaks	2	4				
			Bench	24	10	VT	26	39	65
						ND	33	30	63

GAME
22

NOTRE DAME, 60
FLORIDA ST, 67

Feb. 4, 2025
Donald L Tucker Civic Center (Tallahassee, FL)



Official Basketball Box Score - Final
Notre Dame at Florida State
02/04/25 Donald L. Tucker Center, Tallahassee
2024-25 FSU Men's Basketball

Game Time: 7:00 PM
Game Duration: 2:1
Attendance: 5,10

Officials: Pat Driscoll, John Gaffney, Tony Chaz

Notre Dame - 60		Record: 10-12 (4-7)														
NO.	NAME	Min	FG	3P	FT	Rebounds	Fouls	TP	AS	TO	ST	Blocks	BS	BA	+/-	
			M-A	M-A	M-A	OR DR TOT	PF FD									
7	Tae Davis	F 26:33	6-11	1-1	1-2	5 4 9	3 3	14	2	2	0	0	1	-4		
14	Kebba Njie	F 27:27	2-4	0-0	2-4	1 2 3	4 3	6	1	2	2	0	0	-4		
3	Markus Burton	G 36:25	10-22	3-6	2-3	0 1 1	2 5	25	1	3	4	0	1	0		
4	Sir Mohammed	G 24:33	0-7	0-2	1-3	2 2 4	2 3	1	3	2	0	0	0	-11		
11	Braeden Shrewsberry	G 34:53	2-12	2-8	0-0	4 3 7	2 0	6	2	4	0	0	0	-7		
2	Logan Imes	G 35:50	0-6	0-0	0-0	0 0 0	0 0	0	0	0	0	0	0	-3		
12	Garrett Sundus	L 12:16	3-5	2-3	0-1	1 1 2	1 2	8	2	0	2	0	0	-1		
1	Julian Roper II	L 16:19	0-0	0-0	0-0	1 1 1	2 2	0	0	2	2	0	0	0		
5	Cole Certi	L 10:16	0-2	0-2	0-0	0 0 0	1 1	0	0	1	0	0	0	-11		
25	Nikita Konstantynovskyi	G 02:27	0-0	0-0	0-0	0 1 1	0 0	0	0	0	0	0	0	-6		
Team						3 4 7	0	0								
Totals			23-63	8-22	6-13	16 20 36	17 19	60	13	16	0	0	4	-7		



25

NOTRE DAME. 60

Feb. 16, 2025
Purcell Pavilion (South Bend, IN)



Game Time: 8:00 PM
Game Duration: 2:05
Attendance: 5,437

Officials: Roger Ayers, John Gaffney, Gregory Nixon

Louisville - 75		Record: 20-6 (13-2)															
NO. Name	Min	FG		3P	FT	Rebounds		Fouls		TP	AS	TO	ST	Blocks		+/-	Shooting By Period
		M-A	M-A	M-A	DR	OR	PP	FF	BS					BA			
0 James Scott	F 25:58	3-5	0-1	4-7	2	8	10	3	4	10	1	0	1	1	1	20	1 st FG 13-30 43.3%
1 J'Vonny Haden	G 34:12	4-9	2-4	0-0	1	6	7	1	12	10	2	3	0	0	0	6	3 rd FT 7-21 33.3%
5 Terrence Edwards Jr.	G 33:45	4-10	2-7	4-5	0	3	3	2	4	10	2	2	2	0	1	11	FT 2-4 50.0%
6 Reynie Smith	G 34:40	4-11	4-11	0-0	1	1	2	0	12	1	0	0	0	0	0	11	2 nd FG 13-23 56.5%
24 Alayshia Hagburn	G 36:03	1-4	1-1	2-2	0	1	2	3	16	6	3	1	0	0	0	11	3 rd FT 4-12 33.3%
25 Abimbacah Traore	G 25:10	0-0	0-0	3-4	1	2	3	0	3	16	0	0	0	0	0	10	FT 10-13 76.9%
93 Noah Waterman	09:46	2-6	1-5	0-0	1	1	0	2	5	2	0	0	0	0	0	3	GM FG 5-15 33.3%
9 Khani Rooths	09:11	1-1	1-1	0-0	1	1	2	1	0	3	1	0	0	0	0	12	FT 12-17 70.6%
Team						1	2	3		0	0	0					Dead Ball Rebounds: 3
Totals		26-53	11-33	12-17		6	26	32	15	19	75	16	10	6	2	15	

Dead Ball Rebounds: 3.0

Technical Fouls: NONE

NO. Name				FG M-A	3P M-A	FT M-A	Rebounds OR DR TR	Fouls PF	TP	AS	TO	ST	Blocks BS BA	+/-	
7	Tae Davis	3:54	4-9	0-0	7-7	0	3	3	7	15	0	0	1	-4	
14	Kebsa Nije	26:02	0-0	0-2	2	5	7	3	1	2	0	1	1	0	
3	Markus Burton	35:53	8-18	2-4	0-0	4	3	3	4	22	4	6	1	-11	
1	Sir Mohammed	G 21:51	3-5	0-2	1-3	2	1	3	3	4	7	1	0	0	
14	Breaden Shrewsbury	G 36:22	4-14	4-10	0-0	1	5	6	1	0	12	1	0	-5	
1	Julian Roper II	15:36	0-4	0-3	0-0	2	1	3	0	0	0	1	3	0	
12	Arnell Sundra	20:00	0-0	0-0	0-0	0	0	0	0	0	0	0	1	3	
20	J.R. Koniczky	17:22	1-4	0-2	0-0	1	2	3	2	2	1	0	1	-14	
20	J.R. Koniczky	03:39	0-1	0-0	0-0	0	1	1	1	0	0	0	0	0	
5	Logan Ima	02:59	0-0	0-0	0-0	0	0	0	0	2	0	0	0	-2	
Total				1		2	3	0	0	2					
Overall				20-55		6-22	14-16	9	23	32	19	15	8	2	-15

Shooting By Period

1st FG	FG	12-30	40.0%
3PT%	4-11	36.4%	
FT	0-2	0%	
2nd FG	FG	8-25	32.0%
3PT%	1-11	18.2%	
FT	14-14	100%	
GM FG	FG	20-55	36.4%
3PT%	6-22	27.3%	
FT	14-16	87.5%	

Dead Ball Rebounds: 2

Dead Ball Rebounds: 2.0

Technical Fouls: NONE

	UL	ND	Points from	UL	ND	Period by Period Score		
Biggest lead	18 (2 nd 6:51)	6 (1 st 13:27)	Turnovers	12	16	1 st	2 nd	TOT
Best Scoring Run	13 (1 st 8:12)	6 (2 nd 3:18)	Paint	28	20	UL	35	40
Lead Changes	3	2	Second Chance	7	5	ND	28	32
Times Tied	0		Fast Breaks	8	10			
Time with Lead	30:25	08:49	Bench	13	2			

27

PITT
NOTRE DAME

Feb. 22, 2025
Purcell Pavilion (South Bend, IN)



26

NOTRE DAME. 73

Feb. 19 2025
Purcell Pavilion (South Bend, IN)



Game Time: 7:00 PM
Game Duration: 2:0
Attendance: 433

● 485-6-8 ● 日本 ● 0-14 ● 国 ● www.kk-music.com ● 都立大 ●

SMU - 97

Record: 20-6 (3-4)

Opponents: Beth Shinn, Tommy Morrissey, Eric Lee

NO.	NAME	F	Min	FG	M-A	3P	FT	Rebounds		Fouls		TP	AS	TO	ST	Blocks		+/-	
								OR	DR	OT	PF					FF	BS		BA
33	Matt Cross	F	26:11	5-9	2-4	2-2		2	7	9	2	1	14	2	1	3	1	0	21
24	Samer Yigitligu	C	23:04	6-10	0-1	2-5		2	4	6	2	6	14	0	3	2	0	16	
0	B.J. Edwards	G	23:43	3-5	1-1	2		0	6	6	1	8	4	2	3	0	0	21	
3	Chuck Harris	G	30:38	4-10	1-5	2-2		1	5	6	2	2	11	7	2	1	0	0	19
8	Harjo Oquendo	G	24:40	8-10	3-5	6-7		0	1	2	4	25	2	0	0	0	0	21	
5	Tibet George		14:24	1-1	1-1	1-2		0	0	0	1	1	4	0	0	1	0	1	
10	AJ George		15:10	1-1	0-0	5-5		2	1	3	2	3	7	0	1	0	1	9	
29	John Lawrence-Hyllon		09:44	0-2	0-0	0-0		3	2	5	1	0	1	0	2	0	0	1	
20	Jerrell Colbert		09:44	1-3	0-0	0-0		1	1	1	3	4	0	0	0	0	1	3	
21	Yohan Traore		12:08	3-5	0-1	2-2		1	1	2	3	8	0	0	0	0	0	0	
Team								1	3	4		0							
Totals				34-58	8-20	21-27		13	30	43	19	97	17	13	10	2	1	24	
Shooting By Period																			
1 st FG: 30-58 51.7%																			
3PT: 8-20 40.0%																			
FT: 4-7 57.1%																			
2 nd FG: 13-29 44.8%																			
3PT: 4-12 33.3%																			
FT: 17-20 85.0%																			
GM FG: 34-58 58.6%																			
3PT: 8-20 40.0%																			
FT: 21-27 77.8%																			
Dead Ball Rebounds: 7.0																			

Dead Ball Rebounds: 3.0

Technical Fouls: NONE

Noire Dame - 73		Record: 11-15 (5-10)										Assault - 10-10-10									
NO. NAME	Min	FG		M/A		3P		FT		Rebounds		Fouls		TP	AS	TS	Blocks				+/-
		M	A	M	A	M	A	M	A	OR	DR	PF	FD				ST	BS	BA		
7 Tae Davis	23:35	5-8	1-2	2-5	2-3	2-5	2-4	13	1	3	0	0	0	1	3	0	0	0	0	19	
14 Kebba Njie	F 09:37	0-0	0-0	0-0	0-0	0-0	0-0	2	0	0	1	0	0	0	1	0	0	0	0	18	
3 Marcus Burton	G 23:22	1-6	0-3	0-0	0-0	0-0	3-0	2	3	4	1	0	0	23	2	3	1	0	0	23	
4 Sir Mohammed	G 22:57	3-7	0-2	2-4	1-2	4-5	8	2	0	0	1	0	0	1	0	1	0	0	1	13	
11 Braden Shrewsbury	G 27:23	6-11	5-8	4-4	0-2	2-2	2-1	21	0	1	0	1	0	1	0	1	0	1	0	1-24	
1 Julian Roper	10:04	1-2	1-2	0-2	0-0	0-0	0-0	0-1	3	0	0	0	0	0	1	0	0	0	0	-5	
20 J.R. Konecny	23:23	2-6	1-3	2-3	0-2	2-2	1-1	7	3	1	0	0	0	0	1	0	0	0	0	-1	
25 Nikita Konstantynovskiy	08:20	0-1	0-0	0-0	0-2	2-3	0	0	0	0	0	0	0	0	0	0	0	0	0	-5	
41 Alexei Allecov	03:33	0-3	0-3	0-0	0-0	0-0	0-0	2	0	0	0	0	0	0	0	0	0	0	0	-15	
12 Garrett Sundra	13:57	3-4	2-3	3-3	1-1	2-2	9	11	0	1	1	1	0	1	1	0	1	0	0	-15	
5 Cole Certa	10:13	0-3	0-3	2-2	0-1	1-1	2-2	1	0	0	0	0	0	0	0	0	0	0	0	-3	
2 Logan Iles	08:16	2-4	0-2	2-2	0-1	1-1	0-2	6	2	0	2	0	0	2	0	0	0	0	0	5	
Team								2	1	3			0								
Totals		23-55	10-31	17-25	6-14	20-19	73-14	12	5	1	2	1	24								

Shooting By Period

1st 3PT% 7-22 31.8%

3PT% 3-12 25.0%

3PT% 8-11 72.7%

2nd 3PT% 16-33 48.5%

3PT% 7-19 36.8%

FT% 9-14 64.3%

GM FG% 23-55 41.8%

FT% 10-31 32.3%

FT% 17-25 68.0%

Dead Ball Rebounds: 4.0

Dead Ball Rebounder: 4.0

Technical Fouls: NONE

	SMU	UND	Points from	SMU	UND	Period by Period Scoring		
Biggest lead	34 (2 nd 11:40)	0 (1 st 20:00)	Turnovers	16	21			
Best Scoring Run	10 (1 st 9:40)	7 (2 nd 3:47)	Paint	46	20	SMU	50	47
Lead Changes			Second Chance	17	4		97	
Times Tied	0		Fast Breaks	15	11	UND	25	48
Time with Lead	39:27	00:00	Bench	25	29		73	

28

NOTRE DAME
CLEMSON

Feb. 26, 2025
Littlejohn Coliseum (Clemson, SC)



2024-25 Notre Dame Men's Basketball

GLENN & STACEY MURPHY HEAD COACH



MICAH SHERWSBERRY GLENN & STACEY MURPHY HEAD COACH

@Coach_Shrews

2nd Season at Notre Dame 4th as a Head Coach at the DI Level

On March 24, 2023, an Indiana native came home to kickstart a new era of Notre Dame men's basketball. Vice President and James E. Rohr Notre Dame Director of Athletics Jack Swarbrick announced Micah Shrewsberry as the 18th head coach in Fighting Irish men's basketball history.

Shrewsberry brought a wealth of experience and success to the helm of the Notre Dame program. All-in-all he's coached in six NCAA Tournaments, two NCAA Final Fours, five NBA Playoffs and two NBA Conference Finals – in addition to coaching all-NBA honorees Jayson Tatum and Jaylen Brown.

Year One with the Irish

Coach Shrewsberry achieved two of his priorities in the 2023-24 season: establish the right culture at Notre Dame and have the team playing its best basketball at the end of the season. It was a program that returned 1.6% of its scoring and was projected to finish dead last in the ACC. The young Irish team came together and doubled its ACC win total from the year prior, finishing 7-13 in league play. Coach Shrewsberry even received several votes for ACC Coach of the Year. Notre Dame finished with a 13-20 overall record and won one game (First Round vs. Georgia Tech) in the ACC Tournament.

The first key moment of the season included an emphatic 76-54 win over Virginia. What Shrews' crew accomplished had never been done by an Irish team against the Cavaliers ... ever ... it was the largest margin of victory against UVA in the all-time series. In addition, the 76 points were the most scored by an Irish squad against the Cavaliers in regulation in program history. Furthermore, right after the Virginia contest, the Irish almost pulled off the upset to two teams who made the Elite Eight in NC State and Duke.

Next, the Irish bonded together by winning five of six during the final portion of the regular season, which included the final four at home (Georgia Tech, Virginia Tech, Wake Forest, Clemson). From Feb. 1 to March 1, Notre Dame was the biggest mover in kenpom AdjEM across the Power-Five conferences. Another fun stat: when the first NET rankings came on Dec. 4, the Irish were 238. On March 10, the Irish were up to 126.

An early Coach Shrewsberry stamp on the program was the defensive intensity. Notre Dame scoring defense of 67.2 finished with a national ranking of 49th in the country, plus 3rd in the ACC. According to KenPom, Notre Dame's defensive efficiency ranked 39th nationally. In ACC play, Notre Dame

ranked 2nd in scoring defense (66.4) and 2nd in field goal percentage defense (47). Of the 20 ACC games – all but three (Virginia Tech on March 9, UNC on March 5 & Syracuse on Feb. 24) were held under their season average, with Miami, Duke and Louisville each held to season-low point totals.

Lastly – two freshman guards flourished under Coach Shrewsberry in Markus Burton and Braeden Shrewsberry. Burton became the program's first ACC Rookie of the Year. He also broke the program freshman scoring record after dropping 577 points. Burton averaged 17.5 points both on the season and in league play, leading the Irish. Shrewsberry was the lone other Irish to finish in double figures, averaging 10.2 points on the year and 11.3 points in ACC play. With that said, Burton and Shrewsberry became the 9th ACC freshmen duo in league history to rank No. 1 and No. 2 for their team in scoring, proving the future is bright in South Bend.

Prior to Notre Dame

Prior to Notre Dame, Shrewsberry produced a historic turnaround as the head coach at Penn State. After a 14-17 first season, Shrewsberry produced a 23-14 mark in 2022-23, just the 12th 20-win season in the 127-year history of Penn State basketball. Furthermore, he collected more Big Ten wins (17) in his first two seasons than any other Penn State head coach.

Shrewsberry certainly captured the nation's attention in late February and into March, going 9-3 over their last 12 games. Shrewsberry then made plenty of noise in the 2023 Big Ten Tournament in Chicago, defeating No. 7 Illinois, No. 2 Northwestern and No. 3 Indiana to reach the championship game as the No. 10 seed. It marked the program's second-ever Big Ten title game appearance. Penn State was just the third double-digit seed to reach the Big Ten Tournament championship game and the first since 2008.

The Nittany Lions then made their first appearance in the NCAA Tournament since 2011. In the first round, Shrewsberry and the Nittany Lions knocked off No. 7 seed and SEC Tournament runner-up Texas A&M, winning the program's first NCAA Tournament game since 2001.

In year one at Penn State, Shrewsberry engineered the Big Ten's best scoring defense and guided the squad to their best defensive season (65.0 points allowed per game) in 11 years. The Nittany Lions advanced to the quarterfinal round of the Big Ten Tournament after winning two postseason games, making Shrewsberry one of just two first-year Big Ten coaches since 2008 to win two Big Ten Tournament games.

Recruiting-wise, Shrewsberry made an instant splash in Happy Valley. In his first year, Shrewsberry signed the highest-ranked recruiting class in program history, a consensus top-30 class. A year later, he signed his second-straight top-30 recruiting class, marking the first time in program history that the Nittany Lions had signed back-to-back top-30 recruiting classes.

Development-wise, Shrewsberry proved himself there as well, turning Jalen Pickett and Seth Lundy into 2nd Round NBA Draft picks. It marked the first time in program history that two Nittany Lions were selected.

Statistically speaking, the 2022-23 squad set the BIG and Penn State single-season team record for three-pointers made in a season with 385. The Nittany Lions compiled a total of five top-15 national statistical rankings. In addition, Shrewsberry tutored an Associated Press All-American in Jalen Pickett and a total of three All-Big Ten players during the 2022-23 season.

Prior to his time with Penn State, Shrewsberry experienced two separate stints at Purdue – one as assistant coach from 2011-13 and another as associate head coach from 2019-21. Highlights include the 2020-21 season, in which Shrewsberry helped lead the Boilermakers to a 13-6 fourth-place finish in the Big Ten and an 18-10 overall mark, culminating in an NCAA Tournament at-large bid. Trevion Williams claimed first-team All-Big Ten honors, while Zach Edey and Jaden Ivey were All-Freshman Team selections. Shrewsberry played a major role in recruiting Ivey, who grew up in South Bend and is the son of Karen and Kevin Keyes Family Head Women's Basketball Coach Niele Ivey.

Another highlight from his time in West Lafayette includes the 2011-12 squad that produced a 22-13 record and reached the second round of the NCAA Tournament. Under Shrewsberry, Terone Johnson was one of the most improved players in the BIG, netting accolades from conference and

national entities.

In between his Purdue stints, Shrewsberry spent six seasons (2013-19) with the NBA's Boston Celtics as an assistant coach under Brad Stevens. During his tenure, the Celtics reached the playoffs in five consecutive seasons, including back-to-back appearances in the Eastern Conference Finals in 2017 and 2018.

Shrewsberry played a key role in the development of current NBA stars Brown and Tatum, who were the No. 3 picks in the 2016 and 2017 NBA Drafts, respectively. Tatum was an NBA All-Rookie Team first-team selection, while Brown earned second-team All-Rookie honors.

The Brad Stevens connection was previously made at Butler University, where Shrewsberry spent one year as the director of operations then three as an assistant coach. With Shrewsberry on the sidelines, the Bulldogs compiled an 87-21 record, won two Horizon League regular-season championships and two Horizon League Tournament titles and made three NCAA Tournament appearances – which included back-to-back runs to the national championship game in 2010 and 2011.

Also at Butler, he aided in the development of Gordon Hayward, who was the 2009 Horizon League Newcomer of the Year, the 2010 Horizon League Player of the Year and a 2010 Final Four All-Tournament Team selection. Hayward was the ninth overall pick in the 2010 NBA Draft by the Utah Jazz.

Continuing on Shrewsberry's basketball journey, he spent time as the director of basketball operations at Marshall University (2003-05) and an assistant coach at DePauw University (2001-03) and Wabash College (2000-01). At DePauw, Shrewsberry led the Tigers to a 42-12 record with a pair of conference championships.

Shrewsberry was also the first men's basketball head coach at Indiana University South Bend. Shrewsberry started his coaching career as a graduate assistant at the University of Indianapolis in 1999-2000.

An Indianapolis area native, Shrewsberry earned his bachelor's degree from Hanover College in 1999 and a master's degree from Indiana State in 2003. As a player at Hanover, Shrewsberry was a three-year starting guard and team tri-captain.

He and his wife, Molly, have four children, Braeden, Nicholas, Caitlin and Grace.



1

JULIAN ROPER II

SENIOR | GUARD

@juroperii @JuRoper

Height	6-4
Eligibility	Senior
Hometown	Detroit, MI

Season Highs

Pts	8	vs Le Moyne, 12/22/24
Rebs	7	vs Boston College, 1/13/25
FGM	2, 4x	last vs Georgia Tech, 1/28/25
FGA	6, 2x	last vs Dartmouth, 12/11/24
3FGM	2	vs Le Moyne, 12/22/24
3FGA	3, 3x	last vs Louisville, 2/16/25
FTM	2, 3x	last vs Virginia Tech, 2/8/25
FTA	4	vs Le Moyne, 12/22/24
Ast	2, 6x	last at Florida St, 2/4/25
Blk	1, 2x	last vs Syracuse, 12/7/24
Stl	5	vs North Dakota, 11/19/24

Double Figure Scoring	0
20+ Point Games	0
Double-Figure Rebounds	0
Double-Doubles	0

Career Highs

Pts	14	vs Western Michigan, 12/5/23
Rebs	10	at Boston College, 1/15/24
FGM	6	vs Western Michigan, 12/5/23
FGA	12	vs. Western Carolina, 11/11/23
3FGM	3	at Marquette, 12/9/23
3FGA	6, 3x	last vs Florida St, 1/13/23
FTM	4, 2x	last vs Quinnipiac, 12/22/22
FTA	5, 2x	last vs Quinnipiac, 12/22/22
Ast	3, 2x	last vs Maryland Eastern Shore 11/22/23
Blk	4	vs Quinnipiac, 12/22/22
Stl	5	vs North Dakota, 11/19/24

Double Figure Scoring	7
20+ Point Games	0
Double-Figure Rebounds	1
Double-Doubles	0

2024-25 GAME-BY-GAME

Opponent	Date	GS	MIN	Total		3-Pointers		Free throws		Rebounds			PF	A	TO	BLK	STL	PTS	AVG	
				FG-FGA	PCT	3FG-3FGA	PCT	FT-FTA	PCT	OFF	DEF	TOT								AVG
Stonehill	11/06/2024		09:44	0-1	.000	0-1	.000	0-0	.000	0	2	2	2.0	1	1	0	0	1	0.0	
Buffalo	11/11/2024		04:14	0-0	.000	0-0	.000	0-0	.000	0	0	0	1.0	0	0	0	0	0.0		
at Georgetown	11/16/2024		10:14	0-0	.000	0-0	.000	0-0	.000	1	1	2	1.3	3	1	0	0	0.0		
North Dakota	11/19/2024		21:50	2-6	.333	0-2	.000	0-0	.000	1	2	3	1.8	1	2	0	1	5	4	1.0
Elon	11/22/2024		10:23	0-0	.000	0-0	.000	0-0	.000	0	0	0	1.4	2	1	1	0	2	0	0.8
vs Rutgers	11/26/2024		19:44	1-2	.500	0-1	.000	2-2	1.000	1	0	1	1.3	5	1	0	0	4	1.3	
vs Houston	11/27/2024		14:45	0-1	.000	0-0	.000	0-0	.000	1	2	3	1.6	1	0	1	0	1	0	1.1
vs Creighton	11/30/2024		17:24	0-0	.000	0-0	.000	0-0	.000	2	2	4	1.9	1	1	0	1	2	0	1.0
at Georgia	12/03/2024	*	23:59	0-1	.000	0-1	.000	1-2	.500	0	4	4	2.1	3	0	2	0	0	1	1.0
Syracuse	12/07/2024	*	19:29	0-3	.000	0-3	.000	1-2	.500	0	3	3	2.2	4	0	0	1	1	1	1.0
Dartmouth	12/11/2024	*	24:58	2-6	.333	0-2	.000	1-2	.500	1	3	4	2.4	3	2	0	0	3	5	1.4
Le Moyne	12/22/2024	*	20:23	2-5	.400	2-3	.667	2-4	.500	0	2	2	2.3	1	0	1	0	1	8	1.9
at Georgia Tech	12/31/2024	*	21:53	1-5	.200	0-2	.000	0-0	.000	5	1	6	2.6	2	2	0	0	0	2	1.9
North Carolina	01/04/2025	*	18:35	1-3	.333	0-0	.000	0-0	.000	0	0	0	2.4	2	0	0	0	3	2	1.9
at NC State	01/08/2025		09:28	1-2	.500	0-0	.000	0-0	.000	0	1	1	2.3	1	1	0	0	1	2	1.9
at Duke	01/11/2025		06:29	0-0	.000	0-0	.000	0-0	.000	0	0	0	2.2	2	1	0	0	1	0	1.8
Boston College	01/13/2025		18:46	1-1	1.000	0-0	.000	0-0	.000	5	2	7	2.5	1	2	0	0	1	2	1.8
at Syracuse	01/18/2025		12:19	0-0	.000	0-0	.000	0-0	.000	0	0	0	2.3	3	0	0	0	1	0	1.7
at Virginia	01/25/2025		10:40	1-2	.500	1-2	.500	0-0	.000	0	3	3	2.4	2	0	1	0	0	3	1.8
Georgia Tech	01/28/2025		14:54	2-4	.500	1-2	.500	0-0	.000	1	2	3	2.4	2	0	0	0	0	5	2.0
at Miami (FL)	02/01/2025		09:40	0-0	.000	0-0	.000	0-0	.000	2	0	2	2.4	2	2	0	0	1	0	1.9
at Florida St.	02/04/2025		16:19	0-0	.000	0-0	.000	0-0	.000	0	1	1	2.3	2	2	0	0	2	0	1.8
Virginia Tech	02/08/2025		17:49	0-3	.000	0-2	.000	2-2	1.000	1	0	1	2.3	3	0	2	0	0	2	1.8
at Boston College	02/12/2025		21:26	1-1	1.000	1-1	1.000	0-0	.000	0	2	2	2.3	3	0	0	0	0	3	1.8
Louisville	02/16/2025		15:36	0-4	.000	0-3	.000	0-0	.000	2	1	3	2.3	0	0	1	0	3	0	1.8
SMU	02/19/2025		10:04	1-2	.500	1-2	.500	0-2	.000	0	0	0	2.2	0	0	0	0	1	3	1.8
Totals		6	401:08	16-52	.308	6-27	.222	9-16	.563	23	34	57	2.2	50	19	9	3	30	47	1.8

Player Averages

Games Played	Minutes/ game	Points/ game	FG Pct	3FG Pct	FT Pct	Rebounds/ game	Assists/ game	Turnovers/ game	Assist/Turnover ratio	Steals/ game	Blocks/ game
26	15.4	1.8	30.8	22.2	56.3	2.2	0.7	0.3	2.1	1.2	0.1

CAREER STATS

		Field Goals					3-Point		F-Throws		Rebounds				Scoring						
SEASON	TEAM	GP-GS	MIN/AVG	FG-FGA	FG%	3FG-3FGA	3FG%	FT-FTA	FT%	OFF	DEF	TOT	AVG	PF-FO	A	TO	BLK	STL	PTS	AVG	
2021-22	NU	29-15	590/20.3	39-114	.342	18-51	.353	20-28	.714	32	67	99	3.4	50-1	28	13	14	25	116	4.0	
2022-23	NU	15-0	321/21.4	24-53	.453	8-19	.421	10-22	.455	9	46	55	3.7	30-0	16	11	4	11	66	4.4	
2023-24	ND	31-12	707/22.8	63-164	.384	28-83	.337	14-29	.483	31	94	125	4.0	60-0	20	28	5	29	168	5.4	
2024-25	ND	26-6	401/15.4	16-52	.308	6-27	.222	9-16	.563	23	34	57	2.2	50-1	19	9	3	30	47	1.8	
TOTAL FOR ND		57-18	1108/19.4	79-216	.366	34-110	.309	23-45	.511	54	128	182	3.2	110-1	39	37	8	59	215	3.8	
TOTAL		101-33	2019/20.0	142-383	.371	60-180	.333	53-95	.558	95	241	336	3.3	190-2	83	61	26	95	397	3.9	

Senior Season (2024-25)

- Played in all 26 games & started in 6 in Burton's absence. Averages 15.4 min.
- 2nd on the team in steals with 1.2 per game. Will get subbed-in in late game situations for his defense.
- MVP in the BC win - led team in +/- with +26. Also grabbed a season high 7 rebounds.
- Grabbed 3 steals against Louisville on Feb. 16.
- Was pesky defensively against UNC (1/4), earning 3 steals.
- Season high 8 points on a season best 2 made triples in win over Le Moyne on Dec. 22.

Junior Season (2023-24)

- Played in 31 games with 12 starts, Averaged 22.8 min.
- 11 points at Virginia Tech (3/9) in ACC reg. season finale. It was his first double-digit scoring performance since Dec. 16 vs. Georgetown. Roper went 4-for-6 from the field, which included two threes.
- Went 4-for-6 from three over the final 3 games.
- Finished 33.7 percent from deep, which ranked as the 2nd highest on the team
- Within a 2-minute span vs. Miami on Jan. 24, Roper II drained a three, took a charge and recorded a block to spark the Irish. He finished with 7 points, 4 rebounds.
- Career high 10 rebounds at Boston College (1/15).
- Had an absolute circus layup in the Georgetown game on his way to 13 points. Also grabbed a career best 3 steals.
- Knocked down a career high three triples at Marquette (12/9).
- Career high 14 points against Western Michigan (12/5), converting a career best six made field goals (6-8)



2

LOGAN IMES
SOPHOMORE | GUARD

	@logan_im		@ImesLogan
Height	6-4		
Eligibility	Sophomore		
Hometown	Zionsville, IN		

Season Highs

Pts	11	vs Le Moyne, 12/22/24
Rebs	5	vs Houston, 11/27/24
FGM	3, 2x	last vs Le Moyne, 12/22/24
FGA	7	vs Rutgers, 11/26/24
3FGM	2	vs Rutgers, 11/26/24
3FGA	4	vs Rutgers, 11/26/24
FTM	5	vs Dartmouth, 12/22/24
FTA	6	last vs Dartmouth, 12/22/24
Ast	4	vs Le Moyne, 12/22/24
Blk	1, 2x	last vs Le Moyne, 12/22/24
Stl	2, 2x	last vs SMU, 2/19/25

Double Figure Scoring	1
20+ Point Games	0
Double-Figure Rebounds	0
Double-Doubles	0

Career Highs

Pts	11	vs Le Moyne, 12/22/24
Rebs	6	at Pitt, 2/3/24
FGM	3, 3x	last vs Le Moyne, 12/22/24
FGA	7	vs Rutgers, 11/26/24
3FGM	2	vs Rutgers, 11/26/24
3FGA	4, 2x	last vs Rutgers, 11/26/24
FTM	5	vs Dartmouth, 12/22/24
FTA	6	last vs Dartmouth, 12/22/24
Ast	4, 2x	last vs. Le Moyne, 12/22/24
Blk	1, 5x	last vs Le Moyne, 12/22/24
Stl	2, 4x	last vs SMU, 2/19/25

Double Figure Scoring	1
20+ Point Games	0
Double-Figure Rebounds	0
Double-Doubles	0

Sophomore Season [2024-25]

- Played in 20-of-26 games, averaging 10.1 min.
- Best showing since Dec. 22 with six points vs. SMU on Feb. 19. Imes tied his career high of 2 steals.
- Standout game was Le Moyne on Dec. 22. Imes recorded a career high 11 points on 3-5 shooting, plus 5-6 from the free-throw line. He also tied his career high in assists (4) and steals (2).
- Started twice in Las Vegas in place of the injured Markus Burton. Players Era 3-game Stats -- 13 PTS (4.3 ppg); 5-13 FG (.385); 2-6 3PT (.333); 9 REB; 4 AST.
- Played a career high 35 minutes against Rutgers after Burton went down. Drained a career best two triples to tie his career high of eight points.

Freshman Season [2023-24]

- Played in 31 games, with 3 starts, averaging 17.6 min.
- Dependable ball handler for Coach Shrews. Averaged less than a turnover per game with a 1.1 A/TO ratio.
- Scored all 8 of his season high points in the 2nd half in the win vs. Virginia Tech on Feb. 10. Went 3-fof-4 from the line (final 1:14 of the game) and hit a pivotal three-pointer with 7:23 left.
- In his 2nd start, Imes grabbed a season high 6 rebounds at Pitt (2/3), also supplying 4 points.
- 1st collegiate start at Virginia on Jan. 31 - 3 points, 5 rebounds, 3 assists and just 1 turnover.
- Season high 4 assists vs. Miami on Jan. 24.
- Got 20 min of action at #8 Marquette, tallying 5 points, 5 rebounds, 2 assists and 2 steals.
- Made his first collegiate three-pointer in the win over Oklahoma State on Nov. 17.

2024-25 GAME-BY-GAME																			
Opponent	Date	GS	MIN	Total		3-Pointers		Free throws		Rebounds				PF	A	TO	BLK	STL	PTS
				FG-FGA	PCT	3FG-3FGA	PCT	FT-FTA	PCT	OFF	DEF	TOT	AVG						
Stonehill	11/06/2024		14:37	2-2	1.000	1-1	1.000	0-0	.000	0	2	2	2.0	1	0	1	0	0	5
Buffalo	11/11/2024		12:22	0-0	.000	0-0	.000	0-0	.000	0	4	4	3.0	2	2	0	0	0	2.5
at Georgetown	11/16/2024		03:04	1-2	.500	0-1	.000	0-0	.000	0	0	0	2.0	0	1	0	1	2	2.3
North Dakota	11/19/2024		02:02	0-0	.000	0-0	.000	0-0	.000	0	0	0	1.5	0	0	0	0	0	1.8
vs Rutgers	11/26/2024		35:06	3-7	.429	2-4	.500	0-0	.000	1	0	1	1.4	5	1	0	1	0	8
vs Houston	11/27/2024	*	28:40	1-2	.500	0-1	.000	1-2	.500	0	5	5	2.0	2	2	1	0	0	3
vs Creighton	11/30/2024	*	11:50	1-4	.250	0-1	.000	0-0	.000	1	2	3	2.1	0	1	1	0	0	2
at Georgia	12/03/2024		04:35	0-1	.000	0-1	.000	0-0	.000	0	0	0	1.9	0	0	2	0	0	2.5
Syracuse	12/07/2024		11:03	0-0	.000	0-0	.000	0-0	.000	0	1	1	1.8	1	1	1	0	0	2.2
Dartmouth	12/11/2024		16:19	1-3	.333	0-1	.000	1-2	.500	1	1	2	1.8	1	0	0	0	0	3
Le Moyne	12/22/2024		18:05	3-5	.600	0-1	.000	5-6	.833	1	0	1	1.7	3	4	2	1	2	11
at Georgia Tech	12/31/2024		06:34	0-3	.000	0-1	.000	0-0	.000	0	0	0	1.6	0	0	1	0	0	2.8
North Carolina	01/04/2025		00:21	0-0	.000	0-0	.000	0-0	.000	0	0	0	1.5	0	0	0	0	0	2.6
Boston College	01/13/2025		00:03	0-0	.000	0-0	.000	0-0	.000	0	0	0	1.4	0	0	0	0	0	2.4
at Virginia	01/25/2025		03:40	0-0	.000	0-0	.000	0-0	.000	1	0	1	1.3	0	0	0	0	0	2.3
at Miami (FL)	02/01/2025		02:40	1-1	1.000	0-0	.000	0-0	.000	0	0	0	1.3	0	0	1	0	0	2
at Florida St.	02/04/2025		08:50	0-0	.000	0-0	.000	0-0	.000	0	1	1	1.2	0	0	2	0	0	2.1
Virginia Tech	02/08/2025		11:12	0-1	.000	0-0	.000	0-0	.000	0	1	1	1.2	0	1	0	0	0	2.0
Louisville	02/16/2025		03:39	0-1	.000	0-0	.000	0-0	.000	0	1	1	1.2	1	0	0	0	0	1.9
SMU	02/19/2025		08:16	2-4	.500	0-2	.000	2-2	1.000	0	1	1	1.2	0	2	0	0	2	6
Totals			2 202:58	15-36	.417	3-14	.214	9-12	.750	5	19	24	1.2	16	14	13	2	5	42

Player Averages

Games Played	Minutes/ game	Points/ game	FG Pct	3FG Pct	FT Pct	Rebounds/ game	Assists/ game	Turnovers/ game	Assist/Turnover ratio	Steals/ game	Blocks/ game
20	10.1	2.1	41.7	21.4	75.0	1.2	0.7	0.7	1.1	0.3	0.1

CAREER STATS

				Field Goals		3-Point		F-Throws		Rebounds								Scoring		
SEASON	TEAM	GP-GS	MIN/AVG	FG-FGA	FG%	3FG-3FGA	3FG%	FT-FTA	FT%	OFF	DEF	TOT	AVG	PF-FO	A	TO	BLK	STL	PTS	AVG
2023-24	ND	31-3	546/17.6	20-66	.303	8-36	.222	14-17	.824	5	72	77	2.5	36-0	34	24	3	12	62	2.0
2024-25	ND	20-2	203/10.1	15-36	.417	3-14	.214	9-12	.750	5	19	24	1.2	16-1	14	13	2	5	42	2.1
TOTAL		51-5	749/14.7	35-102	.343	11-50	.220	23-29	.793	10	91	101	2.0	52-1	48	37	5	17	104	2.0



3

MARKUS BURTON

SOPHOMORE | GUARD

@markusburtonn

@markussburton

Height	6-0
Eligibility	Sophomore
Hometown	Mishawaka, IN

Season Highs

Pts	32	at Boston College, 2/12/25
Rebs	9, 2x	last vs North Dakota, 11/19/24
FGM	13	vs North Dakota, 11/19/24
FGA	29	at Boston College, 2/12/25
3FGM	4, 4x	last vs Georgia Tech, 1/28/25
3FGA	8	at Boston College, 2/12/25
FTM	9, 2x	last vs Boston College, 1/13/25
FTA	10, 2x	last vs Boston College, 1/13/25
Ast	8	vs Buffalo, 11/11/24
Blk	1	at Duke, 1/11/25
Stl	4, 2x	last at Florida St, 2/4/25

Double Figure Scoring	17
20+ Point Games	18
30+ Point Games	1
Double-Figure Rebounds	0
Double-Doubles	0

Career Highs

Pts	32	at Boston College, 2/12/25
Rebs	9, 2x	last vs North Dakota, 11/19/24
FGM	13	vs North Dakota, 11/19/24
FGA	29	at Boston College, 2/12/25
3FGM	4, 4x	last vs Georgia Tech, 1/28/25
3FGA	9	vs Miami, 1/24/24
FTM	12	vs. Wake Forest, 3/13/24
FTA	12	vs. Wake Forest, 3/13/24
Ast	8, 4x	last vs Buffalo, 11/11/24
Blk	1, 8x	last at Duke, 1/11/25
Stl	6	vs. Virginia Tech, 2/10/24

Double Figure Scoring	47
20+ Point Games	23
30+ Point Games	2
Double-Figure Rebounds	0
Double-Doubles	0

2024-25 GAME-BY-GAME

Opponent	Date	GS	MIN	Total		3-Pointers		Free throws		Rebounds			PF	A	TO	BLK	STL	PTS	AVG	
				FG-FGA	PCT	3FG-3FGA	PCT	FT-FTA	PCT	OFF	DEF	TOT								
Stonehill	11/06/2024	*	31:43	6-17	.353	2-6	.333	4-4	1.000	0	3	3	3.0	4	5	2	0	1	18	18.0
Buffalo	11/11/2024	*	34:35	8-21	.381	1-7	.143	2-4	.500	0	9	9	6.0	2	8	2	0	3	19	18.5
at Georgetown	11/16/2024	*	29:31	4-11	.364	0-2	.000	8-8	1.000	0	3	3	5.0	2	5	1	0	1	16	17.7
North Dakota	11/19/2024	*	33:47	13-20	.650	2-4	.500	1-1	1.000	0	9	9	6.0	3	3	1	0	2	29	20.5
Elon	11/22/2024	*	36:47	10-18	.556	4-7	.571	1-2	.500	1	2	3	5.4	2	5	1	0	1	25	21.4
vs Rutgers	11/26/2024	*	03:24	1-1	1.000	0-0	.000	0-0	.000	0	0	0	4.5	0	0	0	0	0	2	18.2
North Carolina	01/04/2025		22:57	7-14	.500	0-3	.000	9-10	.900	0	0	0	3.9	0	2	4	0	2	23	18.9
at NC State	01/08/2025	*	33:04	5-15	.333	2-4	.500	3-4	.750	0	0	0	3.4	2	4	3	0	0	15	18.4
at Duke	01/11/2025	*	34:11	8-17	.471	4-6	.667	3-4	.750	0	5	5	3.6	4	2	4	1	0	23	18.9
Boston College	01/13/2025	*	32:50	5-15	.333	1-5	.200	9-10	.900	1	3	4	3.6	2	0	4	0	4	20	19.0
at Syracuse	01/18/2025	*	37:45	12-26	.462	2-5	.400	2-2	1.000	0	4	4	3.6	4	2	1	0	0	28	19.8
at Virginia	01/25/2025	*	30:18	7-14	.500	4-6	.667	3-4	.750	0	2	2	3.5	2	3	0	0	1	21	19.9
Georgia Tech	01/28/2025	*	33:15	9-17	.529	4-5	.800	4-4	1.000	1	2	3	3.5	1	4	3	0	3	26	20.4
at Miami (FL)	02/01/2025	*	35:09	7-17	.412	2-7	.286	1-2	.500	0	2	2	3.4	2	2	2	0	2	17	20.1
at Florida St.	02/04/2025	*	36:25	10-22	.455	3-6	.500	2-3	.667	0	1	1	3.2	2	1	3	0	4	25	20.5
Virginia Tech	02/08/2025	*	32:30	8-18	.444	1-4	.250	6-6	1.000	0	4	4	3.3	3	1	2	0	3	23	20.6
at Boston College	02/12/2025	*	46:19	12-29	.414	1-8	.125	7-9	.778	1	6	7	3.5	3	3	5	0	3	32	21.3
Louisville	02/16/2025	*	35:53	8-18	.444	2-5	.400	4-4	1.000	0	3	3	3.4	4	4	6	0	1	22	21.3
SMU	02/19/2025	*	23:22	1-6	.167	0-3	.000	0-0	.000	0	0	0	3.3	3	3	4	0	1	2	20.3
Totals			18 603:44	141-316	.446	35-93	.376	69-81	.852	4	58	62	3.3	45	57	48	1	32	386	20.3

Player Averages

Games Played	Minutes/game	Points/game	FG Pct	3FG Pct	FT Pct	Rebounds/game	Assists/game	Turnovers/game	Assist/Turnover ratio	Steals/game	Blocks/game
19	31.8	20.3	44.6	37.6	85.2	3.3	3.0	2.5	1.2	1.7	0.1

CAREER STATS

				Field Goals		3-Point		F-Throws		Rebounds									Scoring	
SEASON	TEAM	GP-GS	MIN/AVG	FG-FGA	FG%	3FG-3FGA	3FG%	FT-FTA	FT%	OFF	DEF	TOT	AVG	PF-FO	A	TO	BLK	STL	PTS	AVG
2023-24	ND	33-33	1114/33.7	210-499	.421	42-140	.300	115-140	.821	21	89	110	3.3	95-0	143	123	7	63	577	17.5
2024-25	ND	19-18	604/31.8	141-316	.446	35-93	.376	69-81	.852	4	58	62	3.3	45-0	57	48	1	32	386	20.3
TOTAL		52-51	1717/33.0	351-815	.431	77-233	.330	184-221	.833	25	147	172	3.3	140-0	200	171	8	95	963	18.5

Awards

2024-25

Naismith Trophy College Player of the Year Watch List // Naismith Starting 5 - Bob Cousy PG of the Year Watch List // Preseason All-ACC First Team

2023-24

2024 ACC Rookie of the Year - Program's 3rd Rookie of the Year and 1st from the ACC // Third Team All-ACC // ACC All-Freshman Team // 2023 Legends Classic All-Tournament Team // 4-time ACC Rookie of the Week - ND record

Sophomore Season (2024-25)

- Exited the Rutgers game on Nov. 26 with a knee injury and made his return to the court against UNC on Jan. 4 with a gutsy performance of 23 points in 23 minutes.

- Produced 5 straight games of 20+ points in January - first time an Irish player had done so since Ben Hansbrough in February of 2011. **Ultimately has produced 20+ points in 10 of 13 games since his return on Jan. 4.**

- **Averaging 21.3 ppg in ACC play which ranks 2nd.**

- **His 20.3 ppg ranks 10th nationally.** Noteworthy -- last Irish player to average 20+ points in a season was Luke Harangody (21.8 ppg) in the 2009-10 season.

- If you take out his 2-point Rutgers injury game in which he departed 4 minutes in, Burton's average would be 21.3 ppg which would rank him 5th nationally.

- Burton looking to join David Rivers as the only Irish players to average 20+ points and 3+ assists in a season. He would be just the 15th ACC player since 1996. He averages a team best 3.0 apg.

- Career high 32 points in 2OT win at BC on Feb. 12. Burton dropped eight over both overtimes. Shot 11-21 from two. His 32 points were the 4th highest by an Irish player in an ACC game.

- Worked hard on this three-ball in the offseason, going from 30.0% to 37.6%.

- **ACC Play Ranks -- 2nd in Scoring (21.3), 5th in Steals (1.9), 9th in FT% (.855) and 10th in 3PT/Game (2.0).**

- Closing in on 1,000 points very quickly, currently at 963. Would be the 7th fastest Irish player to reach 1,000. Would also become the program's 68th 1,000-point scorer, moving ND into 4th place for most 1,000 points scorers behind UNC, Duke, Louisville.

- Shooting 47.5% from two-point range => 46.5% from the midrange and 44.7% from the paint.

- Lifted team to 71-68 win vs. Georgia Tech on Jan. 28 with 18 points in the 2nd half, finishing with 26. Made back-to-back threes with less than 2:30 remaining.

- Dropped a first half career best 22 points at Syracuse on Jan. 18. Finished with 28 points, 1 shy of his season high.

- A bucket shy of a career-high and a rebound shy of his first career double-double against North Dakota (11/19). Burton dropped 29 points & tied his career high of 9 rebounds.

- Burton flirted with what would have been just the program's second ever triple-double against Buffalo. The sophomore recorded 19 points, a career high nine rebounds and a career-high tying eight assists.



4

SIR MOHAMMED
FRESHMAN | GUARD

	@sirmohammed13		@thesirmohammed
Height	6-6		
Eligibility	Freshman		
Hometown	Charlotte, NC		

Season Highs

Pts	11 at Duke, 1/11/25
Rebs	6 vs Stonehill, 11/6/24
FGM	4 at Duke, 1/11/25
FGA	7, 4x last vs SMU, 2/19/25
3FGM	2 at Duke, 1/11/25
3FGA	4 at Duke, 1/11/25
FTM	2 vs SMU, 2/19/25
FTA	4 vs SMU, 2/19/25
Ast	3, 2x last at Florida St, 2/4/25
Blk	1, 2x last vs Virginia Tech, 2/8/25
Stl	3 at Syracuse, 1/18/25

Double Figure Scoring	1
20+ Point Games	0
Double-Figure Rebounds	0
Double-Doubles	0

Career Highs

Pts	11 at Duke, 1/11/25
Rebs	6 vs Stonehill, 11/6/24
FGM	4 at Duke, 1/11/25
FGA	7, 4x last vs SMU, 2/19/25
3FGM	2 at Duke, 1/11/25
3FGA	4 at Duke, 1/11/25
FTM	2 vs SMU, 2/19/25
FTA	4 vs SMU, 2/19/25
Ast	3, 2x last at Florida St, 2/4/25
Blk	1, 2x last vs Virginia Tech, 2/8/25
Stl	3 at Syracuse, 1/18/25

Double Figure Scoring	1
20+ Point Games	0
Double-Figure Rebounds	0
Double-Doubles	0

Freshman Season [2024-25]

- On November 18, Sir Mohammed underwent successful surgery performed by Dr. Brian Ratigan for a lower-body injury. On Dec. 31 at Georgia Tech, he made his return.
- Started in 5 straight games and has increased his points total with each start. Has averaged 5.0 points in that span, shooting 9-17 from two-point range.
- Was 3-5 from two and totaled 8 points vs. SMU on Feb. 19.
- Had his highest point total since Duke with 7 points vs. Louisville (Feb. 16) on 3-5 shooting.
- Sir had a great game at #4 Duke - earning his first double-digit scoring performance of his collegiate career with 11 points on 4-7 shooting.
- Shooting 54.8% from two-point range.
- Small sample size, but Sir is 10-13 from around the rim and shooting 50.0% from the midrange.

Prep Recap

Ranked 43rd in the country by 247 Sports and 57th by ESPN. Part of three-player recruiting class that ranked 19th in the country by ESPN.

Averaged 13.5 points, 6.5 rebounds, 5.0 assists and 2.3 steals in 20.5 minutes over 24 games as a senior.

Led Myers Park to a 27-3 overall record with a 10-0 mark in conference play.

2024 Second-Team All-State // 2023 Second-Team All-State

Shot 53 percent from the field, 38 percent from 3 and 62 percent from the free-throw line.

Senior year highlight – dropping 30 points against St. Paul VI (Va.) Catholic.

Led Myers Park High to a 28-4 record, a national ranking and a 4A State championship title as a junior (first state championship game for Myers Park in more than 60 years).

Averaged 13.5 points, 5.3 rebounds 4.9 assists and 1.9 steals.

Played for Team Curry 17U on the Under Armour Next Circuit where he averaged 8.4 points and 4.3 assists in the summer of 2023.

Son of former NBA power forward Nazr Mohammed

2024-25 GAME-BY-GAME

Opponent	Date	GS	MIN	Total		3-Pointers		Free throws		Rebounds				PF	A	TO	BLK	STL	PTS	AVG
				FG-FGA	PCT	3FG-3FGA	PCT	FT-FTA	PCT	OFF	DEF	TOT	AVG							
Stonehill	11/06/2024		16:32	2-7	.286	0-3	.000	1-2	.500	2	4	6	6.0	3	3	1	0	0	5	5.0
Buffalo	11/11/2024		09:26	0-2	.000	0-2	.000	0-0	.000	0	1	1	3.5	1	1	2	1	0	0	2.5
at Georgia Tech	12/31/2024		02:56	1-1	1.000	1-1	1.000	0-0	.000	0	0	0	2.3	0	0	1	0	0	3	2.7
North Carolina	01/04/2025		01:42	0-1	.000	0-1	.000	0-0	.000	0	0	0	1.8	0	0	0	0	1	0	2.0
at NC State	01/08/2025		01:58	0-0	.000	0-0	.000	0-0	.000	0	0	0	1.4	0	0	0	0	0	0	1.6
at Duke	01/11/2025		14:59	4-7	.571	2-4	.500	1-2	.500	1	1	2	1.5	3	1	0	0	0	11	3.2
Boston College	01/13/2025		14:35	2-6	.333	0-2	.000	0-1	.000	2	1	3	1.7	0	0	0	0	2	4	3.3
at Syracuse	01/18/2025		06:23	0-2	.000	0-1	.000	0-0	.000	2	0	2	1.8	1	0	2	0	3	0	2.9
at Virginia	01/25/2025		09:01	1-2	.500	0-1	.000	0-0	.000	0	0	0	1.6	0	1	0	0	0	2	2.8
Georgia Tech	01/28/2025		09:15	0-1	.000	0-1	.000	0-0	.000	0	0	0	1.4	1	0	0	0	0	0	2.5
at Miami (FL)	02/01/2025		13:48	2-2	1.000	1-1	1.000	0-0	.000	0	0	0	1.3	0	1	1	0	1	5	2.7
at Florida St.	02/04/2025	*	24:33	0-7	.000	0-2	.000	1-3	.333	2	2	4	1.5	2	3	2	0	0	1	2.6
Virginia Tech	02/08/2025	*	22:52	2-4	.500	0-1	.000	0-0	.000	2	1	3	1.6	2	2	5	1	1	4	2.7
at Boston College	02/12/2025	*	15:26	2-3	.667	1-2	.500	0-0	.000	0	1	1	1.6	0	0	0	0	0	5	2.9
Louisville	02/16/2025	*	21:51	3-5	.600	0-2	.000	1-3	.333	2	1	3	1.7	3	1	0	0	0	7	3.1
SMU	02/19/2025	*	22:57	3-7	.429	0-2	.000	2-4	.500	1	1	2	1.7	4	2	0	0	0	8	3.4
Totals		5	208:14	22-57	.386	5-26	.192	6-15	.400	14	13	27	1.7	20	15	14	2	8	55	3.4

Player Averages

Games Played	Minutes/game	Points/game	FG Pct	3FG Pct	FT Pct	Rebounds/game	Assists/game	Turnovers/game	Assist/Turnover ratio	Steals/game	Blocks/game
16	13.0	3.4	38.6	19.2	40.0	1.7	0.9	0.9	1.1	0.5	0.1

CAREER STATS

				Field Goals		3-Point		F-Throws		Rebounds									Scoring	
SEASON	TEAM	GP-GS	MIN/AVG	FG-FGA	FG%	3FG-3FGA	3FG%	FT-FTA	FT%	OFF	DEF	TOT	AVG	PF-FO	A	TO	BLK	STL	PTS	AVG
2024-25	ND	16-5	208/13.0	22-57	.386	5-26	.192	6-15	.400	14	13	27	1.7	20-0	15	14	2	8	55	3.4
TOTAL		16-5	208/13.0	22-57	.386	5-26	.192	6-15	.400	14	13	27	1.7	20-0	15	14	2	8	55	3.4



5

COLE CERTA
FRESHMAN | GUARD

@colecerta	@ColeCerta
Height	6-5
Eligibility	Freshman
Hometown	Le Roy, IL

Season Highs

Pts	5 vs Le Moyne, 12/22/24
Rebs	1, 3x last vs SMU, 2/19/25
FGM	2 vs Le Moyne, 12/22/24
FGA	4 vs Le Moyne, 12/22/24
3FGM	1, 2x last at Boston College, 2/12/25
3FGA	3, 2x last vs SMU, 2/19/25
FTM	2 vs SMU, 2/19/25
FTA	2 vs SMU, 2/19/25
Ast	1, 2x last vs SMU, 2/19/25
Blk	
Stl	

Double Figure Scoring	0
20+ Point Games	0
Double-Figure Rebounds	0
Double-Doubles	0

Career Highs

Pts	5 vs Le Moyne, 12/22/24
Rebs	1, 3x last vs SMU, 2/19/25
FGM	2 vs Le Moyne, 12/22/24
FGA	4 vs Le Moyne, 12/22/24
3FGM	1, 2x at Boston College, 2/12/25
3FGA	3, 2x last vs SMU, 2/19/25
FTM	2 vs SMU, 2/19/25
FTA	2 vs SMU, 2/19/25
Ast	1, 2x last vs SMU, 2/19/25
Blk	
Stl	

Double Figure Scoring	0
20+ Point Games	0
Double-Figure Rebounds	0
Double-Doubles	0

Freshman Season (2024-25)

- Played in 11-of-26 games, averaging 4.5 min.
- Had one of the most incredible threes of the season at BC on Feb. 12 as his near half-court heave found nothing but.
- Saw game action for the first time in over a month at Florida State (2/4). Played in back-to-back games with time vs. Virginia Tech (2/8), scoring a basket in the final minute.
- Earned his first collegiate points and first three in win over Le Moyne on Dec. 22. Finished with 5 points.

Prep Recap

Ranked 89th overall in the country by ESPN and 90th by 247 Sports.

Spent his senior year at the IMG Academy in Bradenton, Florida.

Averaged 8.3 points, 3.0 rebounds and 1.5 assists in 21.0 minutes as a senior.

Helped IMG achieve a 20-9 overall record, losing to St. Paul VI Catholic High School, 101-89, in the first round of the Chipotle Nationals.

Made 110 3-pointers and shot 42 percent.

Spent his first three years of high school at Bloomington Central Catholic in Illinois.

As a junior, Certa led the Saints to a 26-12 record and Illinois Class 2A runner-up finish.

Earned First Team All-State honors after averaging 26.1 points, 5.3 rebounds and 2.4 assists. Certa also knocked down 115 triples during his junior campaign.

Played on the Illinois Wolves as part of the Under Armour Elite 24 event.

A four-star prospect ranked 74th overall by 247Sports and 89th by ESPN

2024-25 GAME-BY-GAME

Opponent	Date	GS	MIN	Total		3-Pointers		Free throws		Rebounds				PF	A	TO	BLK	STL	PTS	AVG
				FG-FGA	PCT	3FG-3FGA	PCT	FT-FTA	PCT	OFF	DEF	TOT	AVG							
Stonehill	11/06/2024		02:36	0-0	.000	0-0	.000	0-0	.000	0	1	1	1.0	0	0	0	0	0	0	0.0
at Georgetown	11/16/2024		01:07	0-0	.000	0-0	.000	0-0	.000	0	0	0	0.5	0	0	0	0	0	0	0.0
Elon	11/22/2024		03:32	0-1	.000	0-1	.000	0-0	.000	0	0	0	0.3	0	1	0	0	0	0	0.0
vs Rutgers	11/26/2024		00:57	0-0	.000	0-0	.000	0-0	.000	0	0	0	0.3	1	0	0	0	0	0	0.0
vs Creighton	11/30/2024		02:36	0-0	.000	0-0	.000	0-0	.000	0	0	0	0.2	1	0	1	0	0	0	0.0
Le Moyne	12/22/2024		07:53	2-4	.500	1-3	.333	0-0	.000	0	0	0	0.2	0	0	1	0	0	5	0.8
at Florida St.	02/04/2025		10:16	0-2	.000	0-2	.000	0-0	.000	0	0	0	0.1	1	0	1	0	0	0	0.7
Virginia Tech	02/08/2025		03:19	1-3	.333	0-2	.000	0-0	.000	1	0	1	0.3	0	0	1	0	0	2	0.9
at Boston College	02/12/2025		04:10	1-1	1.000	1-1	1.000	0-0	.000	0	0	0	0.2	1	0	0	0	0	3	1.1
Louisville	02/16/2025		02:59	0-0	.000	0-0	.000	0-0	.000	0	0	0	0.2	2	0	0	0	0	0	1.0
SMU	02/19/2025		10:13	0-3	.000	0-3	.000	2-2	1.000	0	1	1	0.3	2	1	0	0	0	2	1.1
Totals		0	49:38	4-14	.286	2-12	.167	2-2	1.000	1	2	3	0.3	8	2	4	0	0	12	1.1

Player Averages

Games Played	Minutes/game	Points/game	FG Pct	3FG Pct	FT Pct	Rebounds/game	Assists/game	Turnovers/game	Assist/Turnover ratio	Steals/game	Blocks/game
11	4.5	1.1	28.6	16.7	100.0	0.3	0.2	0.4	0.5	0.0	0.0

CAREER STATS

				Field Goals		3-Point		F-Throws		Rebounds										Scoring	
SEASON	TEAM	GP-GS	MIN/AVG	FG-FGA	FG%	3FG-3FGA	3FG%	FT-FTA	FT%	OFF	DEF	TOT	AVG	PF-FO	A	TO	BLK	STL	PTS	AVG	
2024-25	ND	11-0	50/4.5	4-14	.286	2-12	.167	2-2	1.000	1	2	3	0.3	8-0	2	4	0	0	12	1.1	
TOTAL		11-0	50/4.5	4-14	.286	2-12	.167	2-2	1.000	1	2	3	0.3	8-0	2	4	0	0	12	1.1	



7

TAE DAVIS
JUNIOR | FORWARD

	@taeedavis		@DanteDavis_
Height	6-9		
Eligibility	Junior		
Hometown	Indianapolis, IN		

Season Highs

Pts	27, 2x last at Georgia Tech, 12/31/24
Rebs	10 vs Dartmouth, 12/11/24
FGM	9, 4x last vs Boston College, 1/13/2
FGA	16, 2x last at Boston College, 2/12/25
3FGM	2 vs Virginia Tech, 2/8/25
3FGA	3, 3x last vs Georgia Tech, 1/28/25
FTM	12, 2x last vs Le Moyne, 12/12/24
FTA	14 vs Le Moyne, 12/22/24
Ast	6 at NC State, 12/8/25
Blk	1 vs North Dakota, 11/19/24
Stl	2, 4x last at Virginia, 1/25/25

Double Figure Scoring	22
20+ Point Games	7
Double-Figure Rebounds	1
Double-Doubles	1

Career Highs

Pts	27, 2x last at Georgia Tech, 12/31/24
Rebs	10, 4x last vs Dartmouth, 12/11/24
FGM	9, 4x last vs Boston College, 1/13/2
FGA	16, 2x at Boston College, 2/12/25
3FGM	2 vs Virginia Tech, 2/8/25
3FGA	3, 7x last vs Georgia Tech, 1/28/25
FTM	12, 2x last vs Le Moyne, 12/12/24
FTA	14 vs Le Moyne, 12/22/24
Ast	6 at NC State, 12/8/25
Blk	2 vs Citadel, 12/19/23
Stl	3, 2x last vs Siena, 11/27/22

Double Figure Scoring	39
20+ Point Games	7
Double-Figure Rebounds	4
Double-Doubles	4

2024-25 GAME-BY-GAME																				
Opponent	Date	GS	MIN	Total		3-Pointers		Free throws		Rebounds				PF	A	TO	BLK	STL	PTS	AVG
				FG-FGA	PCT	3FG-3FGA	PCT	FT-FTA	PCT	OFF	DEF	TOT	AVG							
Stonehill	11/06/2024	*	17:51	2-6	.333	0-1	.000	5-7	.714	3	2	5	5.0	3	1	2	0	1	9	9.0
Buffalo	11/11/2024	*	25:49	7-13	.538	1-3	.333	12-13	.923	2	4	6	5.5	3	1	0	0	2	27	18.0
at Georgetown	11/16/2024	*	19:58	5-6	.833	1-1	1.000	2-2	1.000	2	6	8	6.3	3	0	2	0	0	13	16.3
North Dakota	11/19/2024	*	23:30	3-5	.600	0-0	.000	2-2	1.000	1	4	5	6.0	2	1	1	1	1	8	14.3
Elon	11/22/2024	*	21:54	2-6	.333	0-1	.000	1-2	.500	2	1	3	5.4	5	0	0	0	1	5	12.4
vs Rutgers	11/26/2024	*	32:24	5-10	.500	0-0	.000	5-7	.714	3	3	6	5.5	4	2	7	0	0	15	12.8
vs Houston	11/27/2024	*	37:15	9-15	.600	1-2	.500	3-5	.600	2	6	8	5.9	2	4	4	0	0	22	14.1
vs Creighton	11/30/2024	*	34:01	5-15	.333	1-3	.333	6-9	.667	2	0	2	5.4	4	5	2	0	1	17	14.5
at Georgia	12/03/2024	*	34:43	5-13	.385	0-2	.000	4-6	.667	2	4	6	5.4	2	0	2	0	2	14	14.4
Syracuse	12/07/2024	*	19:01	6-8	.750	1-2	.500	2-5	.400	0	2	2	5.1	4	2	3	0	2	15	14.5
Dartmouth	12/11/2024	*	35:59	9-13	.692	0-0	.000	2-3	.667	0	10	10	5.5	2	1	1	0	1	20	15.0
Le Moyne	12/22/2024	*	27:11	6-10	.600	0-1	.000	12-14	.857	4	2	6	5.6	2	2	3	0	0	24	15.8
at Georgia Tech	12/31/2024	*	34:09	9-16	.563	0-2	.000	9-10	.900	4	3	7	5.7	3	3	1	0	0	27	16.6
North Carolina	01/04/2025	*	38:14	6-14	.429	0-1	.000	5-8	.625	3	0	3	5.5	2	2	2	0	1	17	16.6
at NC State	01/08/2025	*	37:54	5-10	.500	0-1	.000	4-5	.800	1	6	7	5.6	2	6	2	0	0	14	16.5
at Duke	01/11/2025	*	31:36	4-11	.364	1-2	.500	2-2	1.000	2	2	4	5.5	3	2	1	0	0	11	16.1
Boston College	01/13/2025	*	32:42	9-14	.643	0-0	.000	8-9	.889	1	0	1	5.2	2	2	0	0	0	26	16.7
at Syracuse	01/18/2025	*	33:37	3-14	.214	0-2	.000	5-6	.833	2	5	7	5.3	4	0	4	0	0	11	16.4
at Virginia	01/25/2025	*	33:26	6-11	.545	1-1	1.000	3-5	.600	2	4	6	5.4	0	5	1	0	2	16	16.4
Georgia Tech	01/28/2025	*	27:19	1-9	.111	0-3	.000	2-2	1.000	1	5	6	5.4	0	1	4	0	0	4	15.8
at Miami (FL)	02/01/2025	*	28:33	5-11	.455	1-2	.500	0-2	.000	1	2	3	5.3	1	1	3	0	0	11	15.5
at Florida St.	02/04/2025	*	26:33	6-11	.545	1-1	1.000	1-2	.500	5	4	9	5.5	3	2	2	0	0	14	15.5
Virginia Tech	02/08/2025	*	34:45	6-10	.600	2-2	1.000	4-4	1.000	2	6	8	5.6	0	1	3	0	0	18	15.6
at Boston College	02/12/2025	*	48:16	7-16	.438	0-2	.000	6-9	.667	3	3	6	5.6	1	3	1	0	1	20	15.8
Louisville	02/16/2025	*	33:54	4-9	.444	0-0	.000	7-7	1.000	0	3	3	5.5	3	0	1	0	1	15	15.7
SMU	02/19/2025	*	23:35	5-8	.625	1-2	.500	2-5	.400	2	3	5	5.5	2	1	3	0	0	13	15.6
Totals			26	794:09	140-284	.493	12-37	.324	114-151	.755	52	90	142	5.5	62	48	55	1	16	406

Player Averages

Games Played	Minutes/game	Points/game	FG Pct	3FG Pct	FT Pct	Rebounds/game	Assists/game	Turnovers/game	Assist/Turnover ratio	Steals/game	Blocks/game
26	30.5	15.6	49.3	32.4	75.5	5.5	1.8	2.1	0.9	0.6	0.0

CAREER STATS

SEASON	TEAM	GP-GS	MIN/AVG	Field Goals		3-Point		F-Throws		Rebounds				Scoring	
				FG-FGA	FG%	3FG-3FGA	3FG%	FT-FTA	FT%	OFF	DEF	TOT	AVG	PF-FO	PTS
2022-23	SHU	32-2	428/13.4	21-65	.323	2-18	.111	47-68	.691	36	54	90	2.8	54-0	91
2023-24	ND	32-31	833/26.0	103-213	.484	7-38	.184	81-112	.723	56	107	163	5.1	78-2	294
2024-25	ND	26-26	794/30.5	140-284	.493	12-37	.324	114-151	.755	52	90	142	5.5	62-1	406
TOTAL FOR ND		58-57	1627/28.1	243-497	.489	19-75	.253	195-263	.741	108	197	305	5.3	140-3	700
TOTAL		90-59	2055/22.8	264-562	.470	21-93	.226	242-331	.731	144	251	395	4.4	194-3	791

Junior Season (2024-25)

- Averaging a **career best 15.6 ppg**, which ranks 12th in the ACC (for overall games). For comparison, Tae averaged 9.2 ppg in his first year with the Irish and should be considered for Most Improved in ACC.

- Shooting a **career best 49.3%** from the field - ranks 4th in the ACC for overall games.

- Diving deeper, he's 90-of-136 (.662) at the rim.

- Averaging 15.5 ppg in ACC play on 47.7% shooting - the latter ranks 9th.

- He's shooting a **career best 75.5%** from the FT line.

- After recording just 4 points against Georgia Tech on Jan. 28, Tae has responded with 6 consecutive games in double figures.

- Tae was critical in the 2OT win at BC, dropping 20 points.

- Drained a career best two triples in 18-point performance against Virginia Tech on Feb. 8.

- Career high streak of 14 straight games in double figures came to an end on Jan. 28 vs. Georgia Tech.

- Win over BC on Jan. 13 - Tae led the Irish and finished one shy of his career high, pouring in 26 points. He was 9-14 from the field and 8-9 from the stripe. Also had one of the best dunks of the year which you can find at @NDMMB.

- At NC State on Jan. 8 - Tae dished a career high 6 assists to go with his 14 points and 7 rebounds.

- At Georgia Tech on Dec. 31, Tae poured in 22 points in the 2nd half to finish with a career high tying 27. He was 7-for-9 from the field in the 2nd half, plus 8-9 from FT line.

- First double-double of the season was against Dartmouth on Dec. 11 -- 20 points, 10 rebounds.

- Players Era 3-game Stats -- team best 54 PTS (18.0 ppg); team best 19-40 FG (.475); 16 REB (5.3 rpg); 11 AST (3.7 apg).

- Buffalo was Tae's breakout game and the Tae that can make Notre Dame a dangerous team. He poured in a career high 27 points on 7-of-13 shooting, plus a career best 12-for-13 from the free-throw line. He also scored 13 of Notre Dame's final 15 points in the 86-77 win.

Sophomore Season (2023-24)

- Played in 32 games with 31 starts, averaging 26.0 min.

- Led the team in shooting percentage (.484).

- Team-wise: 2nd most rebounds on team (5.1), 2nd most O-Boards (1.8), 2nd most D-Boards (3.3).

- Finished season on the best stretch of his career: 7 straight double-digit scoring performances. Averaged 13.3 points on 52.5 percent shooting. 5.1 rebounds as well.

- Averaged 9.2 points (3rd most on team) & 5.2 rebounds (2nd most) in ACC play.

- Over 2 ACC Tournament games: 28 total points, 6 rebounds. Shot a combined 8-for-15 from the field, plus 11-for-15 from the free-throw line

- Scored all 18 of his points in the 2nd half in the win over Clemson (3/2). Davis shot 5-of-6 from the field and 8-for-8 from the stripe.

- With the Irish only up 2 vs. Wake Forest (2/27), Davis got the ball in his hands and beat his defender 1-v-1 in a crucial take with 22 seconds left. Davis finished with 11 points.

- Made 44 of his last 52 from the free-throw line, raising his percentage from .618 to its finished number of .723.

- Helped power the Irish to victory over Georgia Tech on Feb. 14 with 17 points on 6-of-12 shooting plus six boards. Davis had one of the plays of the game scoring on a driving layup out of an in-bounds play with 3.5 seconds on the shot clock.

- Produced his first career double-double and against #8 Miami (12/2) no less - recording 12 points and 10 rebounds.



11

BRAEDEN SHREWSBERRY

SOPHOMORE | GUARD

@braedenshrewsberry

@BraedenShrews

Height	6-4
Eligibility	Sophomore
Hometown	Granger, IN

Season Highs

Pts	25	vs Syracuse, 12/7/24
Rebs	7	at Florida St, 2/4/25
FGM	8, 2x	last vs Dartmouth, 12/11/24
FGA	20	vs Rutgers, 11/26/24
3FGM	6	vs Syracuse, 12/7/24
3FGA	13, 2x	last vs Houston, 11/27/24
FTM	5	vs Le Moyne, 12/22/24
FTA	5	vs Le Moyne, 12/22/24
Ast	4, 2x	last at Duke, 1/11/25
Blk	1, 4x	last at Boston College, 2/12/25
Stl	3	vs Virginia Tech, 2/8/25

Double Figure Scoring	21
20+ Point Games	4
Double-Figure Rebounds	0
Double-Doubles	0

Career Highs

Pts	25, 2x	last vs Syracuse, 12/7/24
Rebs	7	at Florida St, 2/4/25
FGM	8, 4x	last vs Dartmouth, 12/11/24
FGA	20	vs Rutgers, 11/26/24
3FGM	7	at Louisville, 2/21/24
3FGA	13, 2x	last vs Houston, 11/27/24
FTM	6	at Georgia Tech, 1/9/24
FTA	6	at Georgia Tech, 1/9/24
Ast	4, 2x	last at Duke, 1/11/25
Blk	1, 5x	last at Boston College, 2/12/25
Stl	3, 2x	last vs Virginia Tech, 2/8/25

Double Figure Scoring	38
20+ Point Games	7
Double-Figure Rebounds	0
Double-Doubles	0

2024-25 GAME-BY-GAME

Opponent	Date	GS	MIN	Total		3-Pointers		Free throws		Rebounds				PF	A	TO	BLK	STL	PTS	AVG	
				FG-FGA	PCT	3FG-3FGA	PCT	FT-FTA	PCT	OFF	DEF	TOT	AVG								
Stonehill	11/06/2024	*	28:06	6-9	.667	4-5	.800	2-2	1.000	0	4	4	4.0	0	1	1	1	1	18	18.0	
Buffalo	11/11/2024	*	34:07	7-13	.538	2-6	.333	3-3	1.000	1	2	3	3.5	0	1	1	1	0	19	18.5	
at Georgetown	11/16/2024	*	34:14	4-8	.500	1-3	.333	0-0	.000	0	5	5	4.0	1	2	2	0	1	9	15.3	
North Dakota	11/19/2024	*	27:40	3-11	.273	0-7	.000	0-0	.000	0	1	1	3.3	1	2	2	0	0	6	13.0	
Elon	11/22/2024	*	35:17	7-13	.538	5-11	.455	3-3	1.000	0	2	2	3.0	2	4	1	0	1	22	14.8	
vs Rutgers	11/26/2024	*	43:34	6-20	.300	3-13	.231	1-2	.500	0	2	2	2.8	1	2	1	0	0	16	15.0	
vs Houston	11/27/2024	*	35:40	6-18	.333	4-13	.308	0-0	.000	0	1	1	2.6	0	2	0	0	0	16	15.1	
vs Creighton	11/30/2024	*	38:12	7-18	.389	2-7	.286	1-2	.500	0	4	4	2.8	2	1	2	0	2	17	15.4	
at Georgia	12/03/2024	*	38:46	6-16	.375	2-7	.286	0-0	.000	0	1	1	2.6	0	2	1	0	0	14	15.2	
Syracuse	12/07/2024	*	36:38	8-15	.533	6-11	.545	3-3	1.000	0	2	2	2.5	1	0	2	0	0	25	16.2	
Dartmouth	12/11/2024	*	34:45	8-14	.571	4-9	.444	2-2	1.000	0	3	3	2.5	2	2	2	0	1	22	16.7	
Le Moyne	12/22/2024	*	27:59	4-8	.500	1-4	.250	5-5	1.000	1	1	2	2.5	0	1	2	0	1	14	16.5	
at Georgia Tech	12/31/2024	*	33:59	4-11	.364	4-6	.667	0-0	.000	0	2	2	2.5	1	2	1	0	1	12	16.2	
North Carolina	01/04/2025	*	37:54	6-15	.400	4-11	.364	0-0	.000	2	4	6	2.7	1	1	0	0	1	16	16.1	
at NC State	01/08/2025	*	36:15	5-12	.417	3-10	.300	0-0	.000	0	3	3	2.7	1	2	2	0	2	13	15.9	
at Duke	01/11/2025	*	38:10	5-8	.625	3-4	.750	1-4	.250	0	3	3	2.8	5	4	2	0	0	14	15.8	
Boston College	01/13/2025	*	27:38	0-4	.000	0-4	.000	0-0	.000	0	2	2	2.7	0	1	1	0	0	0	14.9	
at Syracuse	01/18/2025	*	34:47	4-7	.571	2-4	.500	4-4	1.000	0	6	6	2.9	2	0	2	1	0	14	14.8	
at Virginia	01/25/2025	*	31:36	5-12	.417	3-8	.375	0-0	.000	0	1	1	2.8	0	3	0	0	0	13	14.7	
Georgia Tech	01/28/2025	*	35:17	5-11	.455	2-7	.286	3-4	.750	0	0	0	2.7	3	0	0	0	0	15	14.8	
at Miami (FL)	02/01/2025	*	34:39	5-10	.500	4-8	.500	0-0	.000	1	2	3	2.7	2	1	1	0	0	14	14.7	
at Florida St.	02/04/2025	*	34:53	2-12	.167	2-8	.250	0-0	.000	4	3	7	2.9	2	2	4	0	0	6	14.3	
Virginia Tech	02/08/2025	*	32:27	0-8	.000	0-5	.000	0-0	.000	0	4	4	2.9	2	3	0	0	3	0	13.7	
at Boston College	02/12/2025	*	44:02	6-14	.429	2-6	.333	2-3	.667	0	4	4	3.0	0	2	0	1	0	16	13.8	
Louisville	02/16/2025	*	36:22	4-14	.286	4-10	.400	0-0	.000	1	5	6	3.1	1	1	0	0	1	12	13.7	
SMU	02/19/2025	*	27:23	6-11	.545	5-8	.625	4-4	1.000	0	2	2	3.0	2	0	1	0	0	21	14.0	
Totals			26	900:20	129-312	.413	72-195	.369	34-41	.829	10	69	79	3.0	32	42	31	4	15	364	14.0

Player Averages

Games Played	Minutes/game	Points/game	FG Pct	3FG Pct	FT Pct	Rebounds/game	Assists/game	Turnovers/game	Assist/Turnover ratio	Steals/game	Blocks/game
26	34.6	14.0	41.3	36.9	82.9	3.0	1.6	1.2	1.4	0.6	0.2

CAREER STATS

				Field Goals		3-Point		F-Throws		Rebounds								Scoring		
SEASON	TEAM	GP-GS	MIN/AVG	FG-FGA	FG%	3FG-3FGA	3FG%	FT-FTA	FT%	OFF	DEF	TOT	AVG	PF-FO	A	TO	BLK	STL	PTS	AVG
2023-24	ND	33-15	934/28.3	115-289	.398	78-210	.371	28-34	.824	4	78	82	2.5	31-0	29	38	1	16	336	10.2
2024-25	ND	26-26	900/34.6	129-312	.413	72-195	.369	34-41	.829	10	69	79	3.0	32-1	42	31	4	15	364	14.0
TOTAL		59-41	1834/31.1	244-601	.406	150-405	.370	62-75	.827	14	147	161	2.7	63-1	71	69	5	31	700	11.9

Awards

2023-24

- ACC Rookie of the Week (Jan. 15, 2024)

Sophomore Season [2024-25]

- Averaging 14.0 ppg, up from last year's 10.2. He's shooting 41.3%, up from last year's 39.8%.

- 2.8 threes/game (3rd in ACC), converting 36.9% from deep (3rd). Higher three ball numbers in ACC Play -- 2.9 threes/game (3rd in ACC) while hitting 40.0% from deep (5th).

- Shrewsberry's sweet spot? Corner threes - he's 45.5% (15-for-33).

- Converting 48.7% from two-point range. He's shooting 43.2% from midrange 2s, 44.9% from the paint and he's 16-24 from around the rim.

- Bounced back after 0-point game vs. VT with three strong performances. Braeden has averaged 16.3 ppg in that span on 16-39 shooting (.410), plus 11-24 (.458) from three.

- Made three triples in the opening six minutes of the Louisville game on Feb. 16 and finished with 12 points.

- Back in one of his hometowns, Braeden dropped 16 points at Boston College (2/12) on 6-14 shooting.

- Braeden's three with 5:23 left kicked off a 13-0 run vs. Georgia Tech on Jan. 28. He also sealed the 71-68 victory with 3 critical free throws with less than 12 seconds left.

- Played hero in 69-64 win over Syracuse on Dec. 7. Tied his career high with 25 points on 6-11 shooting from three. Shrewsberry was clutch late, hitting a three with 3:27 left to put the Irish up 63-60, and again at 2:11 to push the Irish ahead 67-62.

- Players Era 3-game Stats -- 49 PTS (16.3 ppg); 19-of-56 FG (.339); 9-33 3PT (.273);

- 22 points against Elon (11/22), draining five from deep. Also dished out a career high 4 assists.

Freshman Season [2023-24]

- Played all 33 games, with 15 starts.

- Drained 55 three-pointers in ACC play - a new Notre Dame ACC record. His 55 ACC threes tied for the 4th most amongst league players. Shrews' 78 made threes on the year were the 2nd most by a freshman. His 2.4 made threes/game were 2nd nationally by a freshman as well.

- Tied the ND freshman single-game three-point record after he drained seven to finish with 23 points in the road win at Louisville (2/21). He tied the likes of Pat Connaughton, Chris Thomas and Ryan Hoover.

- 13 double-digit scoring performances over the last 19 games. Finished with 17 total.

- Scored 14 of his team high 23 points in the 2nd half of ND's 84-80 First Round ACC Tourney victory over Georgia Tech. Shrewsberry drained 4 of his 5 threes in the 2nd half. The 23 points were the most by a ND freshman in their ACC Tournament debut.

- Averaged 12.8 ppg in true road contests, shooting 48.2 percent from the field and 42.2 percent from three. Averaged 2.9 made threes/game.

- Averaged 11.3 points in ACC play (2nd most on team), shooting 42.3 percent from the field & 41.4 percent from deep - latter ranked 6th amongst ACC players & 7th all-time in program history for an ACC season. Averaged 2.8 made threes/game in league play - ranked 4th.

- Burton and Shrewsberry became the 9th ACC freshmen duo in league history to rank No. 1 and 2 for their team in scoring come season's end.



12

GARRETT SUNDRA

FRESHMAN | FORWARD

@garrettsundra

@GarrettSundra

Height	6-11
Eligibility	Freshman
Hometown	Ashburn, VA

Season Highs

Pts	11, 2x last vs SMU, 2/19/25
Rebs	8 vs Le Moyne, 12/22/24
FGM	4 vs Creighton, 11/30/24
FGA	5, 2x last at Florida St, 2/4/25
3FGM	3 vs Creighton, 11/30/24
3FGA	4 vs Creighton, 11/30/24
FTM	3, 2x last vs SMU, 2/19/25
FTA	3, 2x last vs SMU, 2/19/25
Ast	2 at Florida St, 2/4/25
Blk	1, 2x last vs SMU, 2/19/25
Stl	1, 2x last vs SMU, 2/19/25

Double Figure Scoring	2
20+ Point Games	0
Double-Figure Rebounds	0
Double-Doubles	0

Career Highs

Pts	11, 2x last vs SMU, 2/19/25
Rebs	8 vs Le Moyne, 12/22/24
FGM	4 vs Creighton, 11/30/24
FGA	5, 2x last at Florida St, 2/4/25
3FGM	3 vs Creighton, 11/30/24
3FGA	4 vs Creighton, 11/30/24
FTM	3, 2x last vs SMU, 2/19/25
FTA	3, 2x last vs SMU, 2/19/25
Ast	2 at Florida St, 2/4/25
Blk	1, 2x last vs SMU, 2/19/25
Stl	1, 2x last vs SMU, 2/19/25

Double Figure Scoring	2
20+ Point Games	0
Double-Figure Rebounds	0
Double-Doubles	0

2024-25 GAME-BY-GAME

Opponent	Date	GS	MIN	Total		3-Pointers		Free throws		Rebounds				PF	A TO BLK STL				PTS	AVG
				FG-FGA	PCT	3FG-3FGA	PCT	FT-FTA	PCT	OFF	DEF	TOT	AVG		A	TO	BLK	STL		
Stonehill	11/06/2024		02:36	1-1	1.000	0-0	.000	0-0	.000	0	0	0	0.0	0	0	0	0	0	2	2.0
at Georgetown	11/16/2024		02:09	0-0	.000	0-0	.000	0-0	.000	0	0	0	0.0	0	0	1	0	0	0	1.0
vs Creighton	11/30/2024		11:09	4-5	.800	3-4	.750	0-0	.000	1	3	4	1.3	2	1	0	0	0	11	4.3
at Georgia	12/03/2024		21:44	2-3	.667	1-2	.500	0-0	.000	1	1	2	1.5	1	0	1	1	0	5	4.5
Syracuse	12/07/2024		08:27	0-0	.000	0-0	.000	0-0	.000	0	0	0	1.2	1	1	0	0	1	0	3.6
Dartmouth	12/11/2024		03:49	0-1	.000	0-1	.000	0-0	.000	0	0	0	1.0	1	0	1	0	0	0	3.0
Le Moyne	12/22/2024		13:09	0-3	.000	0-2	.000	0-0	.000	2	6	8	2.0	0	1	0	0	0	0	2.6
North Carolina	01/04/2025		17:51	0-0	.000	0-0	.000	0-0	.000	1	3	4	2.3	4	0	1	0	0	0	2.3
at Duke	01/11/2025		03:46	0-0	.000	0-0	.000	0-0	.000	0	0	0	2.0	2	0	0	0	0	0	2.0
at Florida St.	02/04/2025		12:16	3-5	.600	2-3	.667	0-1	.000	1	1	2	2.0	1	2	0	0	2	8	2.6
Virginia Tech	02/08/2025		06:21	1-1	1.000	0-0	.000	0-0	.000	0	1	1	1.9	1	0	0	0	0	2	2.5
at Boston College	02/12/2025		12:47	1-2	.500	0-1	.000	3-3	1.000	1	0	1	1.8	0	1	1	0	0	5	2.8
Louisville	02/16/2025		06:22	0-0	.000	0-0	.000	0-0	.000	0	0	0	1.7	0	0	0	0	0	0	2.5
SMU	02/19/2025		13:57	3-4	.750	2-3	.667	3-3	1.000	1	1	2	1.7	0	0	1	1	1	11	3.1
Totals		0	136:23	15-25	.600	8-16	.500	6-7	.857	8	16	24	1.7	13	6	6	2	4	44	3.1

Player Averages

Games Played	Minutes/game	Points/game	FG Pct	3FG Pct	FT Pct	Rebounds/game	Assists/game	Turnovers/game	Assist/Turnover ratio	Steals/game	Blocks/game
14	9.7	3.1	60.0	50.0	85.7	1.7	0.4	0.4	1.0	0.3	0.1

CAREER STATS

				Field Goals		3-Point		F-Throws		Rebounds										Scoring	
SEASON	TEAM	GP-GS	MIN/AVG	FG-FGA	FG%	3FG-3FGA	3FG%	FT-FTA	FT%	OFF	DEF	TOT	AVG	PF-FO	A	TO	BLK	STL	PTS	AVG	
2024-25	ND	14-0	136/9.7	15-25	.600	8-16	.500	6-7	.857	8	16	24	1.7	13-0	6	6	2	4	44	3.1	
TOTAL		14-0	136/9.7	15-25	.600	8-16	.500	6-7	.857	8	16	24	1.7	13-0	6	6	2	4	44	3.1	

Freshman Season (2024-25)

- Seen action in 14-of-25 games, averaging 9.7 min.
- Has made 8 of his last 12 from the field, raising his FG% to 60.0%.
- Tied his career high of 11 points vs. SMU on Feb. 19. Sundra shot 3-4 overall, 2-3 from deep and 3-3 from the FT line.
- Saw significant time at Florida State (2/4) and responded with a 3-5 shooting day (2-3 from three) for 8 points.
- Sundra is 8-16 (.500) from three this season.
- The box score may not show it, but Garrett stepped up and played 18 minutes against UNC (2nd highest of the season), grabbing 4 rebounds and playing solid D.
- Came off the bench vs. Le Moyne (12/22) and grabbed a career high 8 rebounds.
- Played his first significant minutes against #21/19 Creighton and Sundra dedlivered. He recorded his first double-digit scoring effort with 11 points on 4-for-5 shooting (3-for-4 from three).
- Followed that with a career high 21 minutes at Georgia when tallied 5 points on 2-for-3 shooting.

Prep Recap

Ranked 131st nationally by 247 Sports. ESPN has Sundra ranked 29th in his position and sixth overall in the state of Virginia.

Key contributor on a loaded Paul VI Catholic squad. In his senior year, Sundra captained a Panthers squad who achieved a 35-3 overall record and No. 1 ranking by MaxPreps.

Averaged 8.3 points, 6.8 rebounds, 2.3 assists and 2.0 steals per game.

As a junior, he helped Paul VI Catholic go 31-4 en route to a state title.

As a sophomore, the Panthers claimed the 2022 Bass Pro Tournament of Champions.

Competed on the Nike EYBL Circuit on Team Takeover. Won back-to-back Peach Jam championships.

Sundra showed off his touch in and around the paint on the EYBL Circuit, shooting 36-of-54 from two.

A four-star prospect by ESPN and top-100 overall recruit, Sundra ranked fifth in his state and 20th at his position.

He is the first Notre Dame scholarship player from the Commonwealth of Virginia.



14

KEBBA NJIE
JUNIOR | FORWARD

@_kebba	@_kebbanjie
Height	6-10
Eligibility	Junior
Hometown	Centerville, OH

Season Highs

Pts	12	vs Buffalo, 11/11/24
Rebs	12	at Boston College, 2/12/25
FGM	5, 2x	last at NC State, 12/8/25
FGA	8	at NC State, 12/8/25
3FGM	1, 7x	last at Miami, 2/1/25
3FGA	2	vs Creighton, 11/30/24
FTM	5	vs Syracuse, 12/7/24
FTA	7	vs Syracuse, 12/7/24
Ast	2, 2x	last at Virginia, 1/25/25
Blk	2, 3x	last at Boston College, 2/12/25
Stl	3	vs Boston College, 1/13/2

Double Figure Scoring	3
20+ Point Games	0
Double-Figure Rebounds	2
Double-Doubles	1

Career Highs

Pts	12, 2x	last vs Buffalo, 11/11/24
Rebs	12	at Boston College, 2/12/25
FGM	5, 2x	last at NC State, 12/8/25
FGA	8	at NC State, 12/8/25
3FGM	1, 9x	last at Miami, 2/1/25
3FGA	2, 3x	last vs Creighton, 11/30/24
FTM	9	vs. Georgia Tech, 3/12/24
FTA	10	vs. Georgia Tech, 3/12/24
Ast	2, 9x	last at Virginia, 1/25/25
Blk	4	vs Quinnipiac, 12/22/22
Stl	3	vs Boston College, 1/13/2

Double Figure Scoring	7
20+ Point Games	0
Double-Figure Rebounds	5
Double-Doubles	1

Junior Season (2024-25)

- Averaged 3.8 ppg in his first 2 seasons and is averaging 6.2 ppg this year.
- Kebba is shooting a career best 55.1% from the floor.
- Shooting 56.5% from two-point range. Diving deeper, Kebba is 37-52 (.712) at the rim and 15-34 (.441) in the paint.
- 7-15 on the season from three. He's 4-7 from corner threes.
- Leads team in Reb/game (6.2) & Off. Reb/game (2.3).
- Averaging 5.9 ppg and 6.6 rpg in ACC games - the latter ranks 13th amongst league players.
- 2.6 offensive reb/game in league play which ranks 7th.
- Came up big off the bench at Boston College (2/12) with not only a career high 12 rebounds, but the game-winning putback. Njie finished with 7 points.
- Kebba entered the year with just four double-digit scoring performances to his name. He posted two in January which included his first career double-double at NC State on Jan. 8. Njie recorded 10 points and a career-high tying 11 rebounds.
- Flirted with another double-double in win over BC on Jan. 13, posting 11 points, 9 rebounds.
- In win over Syracuse on Dec. 7, Njie earned 9 points, 9 rebounds, plus a huge block down the stretch.
- Players Era 3-game Stats -- 16 PTS (5.3 ppg), co-team best 18 REB (6.0 rpg)
- In game 2 vs. Buffalo, Njie tied his career high of 12 points with an efficient 5-for-7 from the field.

Sophomore Season (2023-24)

- Missed the first four games after recovering from a right-hand injury sustained at practice a couple of days before the season opener. He then played in 29 games, with 27 starts, averaging 24.3 min/game.
- Led the team in rebounding (5.4) and offensive boards (2.0).
- ACC Tournament debut vs. Georgia Tech - Tied his season high of 11 points and nearly pulled off a double-double with 9 rebounds. Njie went a career best 9-of-10 from the free-throw line.
- 15 boards over 2 ACC Tournament games
- In ACC-play - 4.5 points & 5.5 rebounds
- Impacted the Georgia Tech game with 6 points and 7 rebounds and didn't attempt a field goal. Had a game-winning offensive board tip that landed in Burton's hands that iced the game with 2 seconds left.
- Season high 11 points on 4-of-7 shooting in the win over Virginia Tech on Feb. 10. Also grabbed 6 rebounds.
- In both Duke matchups, Kebba Njie had the assignment to lock down Kyle Filipowski and he did just that. Njie limited him to seven points in South Bend and eight points in Durham. Filipowski shot a combined 4-for-21.

- Career high 11 rebounds vs. NC State on Jan. 3. Three double-digit rebound games over the last 7 games.
- Nearly achieved his first career double-double with nine points against the #14/13 Blue Devils.
- First double-digit performance with the Irish came against Virginia on Dec. 30 - 10 points & 6 rebounds.
- Made his ND debut in the win over UMES (11/22). Njie came off the bench and tallied 7 points and 4 rebounds.

2024-25 GAME-BY-GAME																					
Opponent	Date	GS	MIN	Total		3-Pointers		Free throws		Rebounds				PF	A	TO	BLK	STL	PTS	AVG	
				FG-FA	PCT	3FG-3FGA	PCT	FT-FTA	PCT	OFF	DEF	TOT	AVG								
Stonehill	11/06/2024	*	18:49	4-5	.800	0-0	.000	1-1	1.000	3	7	10	10.0	2	0	2	0	0	9	9.0	
Buffalo	11/11/2024	*	22:17	5-7	.714	0-1	.000	2-4	.500	2	3	5	7.5	0	0	3	1	1	12	10.5	
at Georgetown	11/16/2024	*	20:48	4-5	.800	0-1	.000	0-0	.000	0	5	5	6.7	2	1	2	2	0	8	9.7	
North Dakota	11/19/2024	*	21:14	2-4	.500	1-1	1.000	0-0	.000	2	2	4	6.0	1	2	1	1	0	5	8.5	
Elon	11/22/2024	*	23:25	2-5	.400	0-0	.000	2-2	1.000	3	4	7	6.2	1	0	1	1	0	6	8.0	
vs Rutgers	11/26/2024	*	15:41	1-2	.500	0-0	.000	2-2	1.000	2	4	6	6.2	3	0	2	0	0	4	7.3	
vs Houston	11/27/2024	*	34:32	1-4	.250	0-0	.000	3-4	.750	3	3	6	6.1	3	0	0	0	0	5	7.0	
vs Creighton	11/30/2024	*	20:06	3-7	.429	1-2	.500	0-0	.000	3	3	6	6.1	0	1	0	1	0	7	7.0	
at Georgia	12/03/2024	*	20:43	2-4	.500	0-1	.000	0-0	.000	0	2	2	5.7	2	0	1	0	0	4	6.7	
Syracuse	12/07/2024	*	27:17	2-6	.333	0-0	.000	5-7	.714	5	4	9	6.0	3	1	2	1	0	9	6.9	
Dartmouth	12/11/2024	*	21:59	2-4	.500	0-0	.000	0-0	.000	2	3	5	5.9	2	0	2	1	1	4	6.6	
Le Moyne	12/22/2024	*	20:46	4-4	1.000	1-1	1.000	0-0	.000	2	4	6	5.9	1	0	0	1	0	9	6.8	
at Georgia Tech	12/31/2024	*	20:24	1-3	.333	0-0	.000	2-2	1.000	3	1	4	5.8	2	0	3	0	0	4	6.6	
North Carolina	01/04/2025	*	20:40	2-3	.667	0-1	.000	0-1	.000	0	6	6	5.8	3	0	2	0	0	4	6.4	
at NC State	01/08/2025	*	33:55	5-8	.625	0-0	.000	0-0	.000	5	6	11	6.1	4	1	1	2	0	10	6.7	
at Duke	01/11/2025	*	14:42	2-2	1.000	0-0	.000	1-2	.500	1	1	2	5.9	2	1	0	0	1	5	6.6	
Boston College	01/13/2025	*	28:04	3-6	.500	1-1	1.000	4-4	1.000	5	4	9	6.1	3	0	1	0	3	11	6.8	
at Syracuse	01/18/2025	*	27:03	1-3	.333	0-1	.000	3-4	.750	2	4	6	6.1	4	0	3	0	0	5	6.7	
at Virginia	01/25/2025	*	26:33	2-5	.400	1-1	1.000	2-2	1.000	2	5	7	6.1	3	2	1	1	0	7	6.7	
Georgia Tech	01/28/2025	*	28:52	2-3	.667	1-1	1.000	1-3	.333	2	7	9	6.3	2	0	1	0	1	6	6.7	
at Miami (FL)	02/01/2025	*	27:48	2-4	.500	1-2	.500	0-0	.000	2	5	7	6.3	3	0	0	0	0	5	6.6	
at Florida St.	02/04/2025	*	27:27	2-4	.500	0-0	.000	2-4	.500	1	2	3	6.1	4	1	2	0	2	6	6.6	
Virginia Tech	02/08/2025	*	27:06	2-5	.400	0-1	.000	4-4	1.000	3	4	7	6.2	1	1	1	1	2	8	6.7	
at Boston College	02/12/2025	*	29:33	3-4	.750	0-0	.000	1-3	.333	6	6	12	6.4	1	1	1	2	0	7	6.7	
Louisville	02/16/2025	*	26:02	0-0	.000	0-0	.000	2-2	1.000	2	5	7	6.4	3	0	1	1	1	2	6.5	
SMU	02/19/2025	*	09:37	0-0	.000	0-0	.000	0-0	.000	0	0	0	6.2	2	0	1	0	0	0	6.2	
Totals			25	615:26	59-107	.551	7-15	.467	37-51	.725	61	100	161	6.2	57	12	34	16	12	162	6.2

Player Averages

Games Played	Minutes/game	Points/game	FG Pct	3FG Pct	FT Pct	Rebounds/game	Assists/game	Turnovers/game	Assist/Turnover ratio	Steals/game	Blocks/game
26	23.7	6.2	55.1	46.7	72.5	6.2	0.5	1.3	0.4	0.5	0.6

CAREER STATS																						
						Field Goals		3-Point		F-Throws		Rebounds								Scoring		
SEASON	TEAM	GP-GS	MIN	AVG	FG-FGA	FG%	3FG-3FGA	3FG%	FT-FTA	FT%	OFF	DEF	TOT	AVG	PF-FO	A	TO	BLK	STL	PTS	AVG	
2022-23	PSU	37-26	529	14.3	52-100	.520	1-5	.200	22-37	.595	39	89	128	3.5	76-0	17	33	17	6	127	3.4	
2023-24	ND	29-27	703	24.3	37-99	.374	1-8	.125	51-67	.761	59	98	157	5.4	70-1	20	43	20	10	126	4.3	
2024-25	ND	26-25	615	23.7	59-107	.551	7-15	.467	37-51	.725	61	100	161	6.2	57-0	12	34	16	12	162	6.2	
TOTAL FOR ND		55-52	1319	24.0	96-206	.466	8-23	.348	88-118	.746	120	198	318	5.8	127-1	32	77	36	22	288	5.2	
TOTAL		92-78	1848	20.1	148-306	.484	9-28	.321	110-155	.710	159	287	446	4.8	203-1	49	110	53	28	415	4.5	



20 J.R. KONIECZNY
SENIOR | GUARD

@thejrkonieczny	@TheJrKonieczny
Height	6-7
Eligibility	Junior
Hometown	South Bend, IN

Season Highs

Pts	15	vs Syracuse, 12/7/24
Rebs	6	vs Buffalo, 11/11/24
FGM	6, 2x	last vs Syracuse, 12/7/24
FGA	12	vs Syracuse, 12/7/24
3FGM	2, 3x	last at Duke, 1/11/25
3FGA	5	at Georgia Tech, 12/31/24
FTM	2, 3x	last vs SMU, 2/19/25
FTA	4	vs Stonehill, 11/6/24
Ast	3, 2x	last vs SMU, 2/19/25
Blk	1, 6x	last vs Louisville, 2/16/25
Stl	1, 6x	last vs Louisville, 2/16/25

Double Figure Scoring	2
20+ Point Games	0
Double-Figure Rebounds	0
Double-Doubles	0

Career Highs

Pts	18, 2x	last vs. Citadel, 12/19/23
Rebs	11, 2x	last at Georgia Tech, 1/9/24
FGM	7, 2x	last vs Citadel, 12/19/23
FGA	18	vs Citadel, 12/19/23
3FGM	4, 2x	last vs. Virginia, 12/30/23
3FGA	9	vs Miami, 1/24/24
FTM	7	vs. Western Michigan, 12/5/23
FTA	7	vs. Western Michigan, 12/5/23
Ast	3, 3x	last vs SMU, 2/19/25
Blk	2	vs. Duke, 1/6/24
Stl	3	vs Boston College, 1/27/24

Double Figure Scoring	13
20+ Point Games	0
Double-Figure Rebounds	4
Double-Doubles	4

Senior Season (2024-25)

- Played in 24-of-26 games, averaging 13.6 minutes..
- J.R. is shooting 9-23 from three (.391) in ACC games.
- Shooting 46.8% from two. He's 11-17 at the rim and 8-20 in the paint.
- Went 2-2 from three at #4 Duke to score 6 points.
- Came off the bench vs. Syracuse (12/7) and scored 13 points before halftime. Finished with a season high 15 on 6-12 shooting which included a thunderous dunk. "Want to give a huge shoutout to Coach Getter, he was telling me all week we need you to get back to the old J.R. and the joy you had out there. I admit, my body language sucked the last week, so trying to come out here with some confidence. Give credit to the coaches for sure."
- First double-digit points of the season vs. North Dakota (11/19), supplying 12 on 6-of-9 shooting.
- First multi-three point performance of the season against Creighton (11/30), finishing with 8 points. Most minutes since game four.
- Tied his career high of 3 assists at Georgetown (11/16).
- In game two, J.R. was a perfect 3-for-3 for 8 points, which included a thunderous dunk. He also grabbed 6 boards.
- Broke the game open against Stonehill, coming off the bench to score five straight points, sparking a 9-3 run in which the Irish never looked back.

Junior Season (2023-24)

- Coach Shrews often said, "J.R. brings such a joy to the game." Classic hustle-play guy.
- Played in 32 games with 19 starts. Averaged 22.7 min.
- Shot 33.0 percent from deep. Higher percentage in ACC play -- 40.6 percent.
- Averaged 7.4 points and 4.0 rebounds in ACC play. Shot 39.5 percent from the field.
- Led the team in double-doubles with 4.
- Team-wise: 3rd most rebounds (4.5), 3rd most O-boards (1.4)
- Perfect 4-for-4 shooting night at Louisville (2/21) to secure 9 points to go with his 5 rebounds.
- 10-point, 11-rebound, double-double at Georgia Tech on Jan. 9. 11 rebounds tied his career high.
- A career high four made three-pointers in a 14-point showing at #8 Miami (12/2).
- Man possessed to start the Virginia game, starting 4-for-4 from three and 6-for-6 from the field. Scored all 17 of his points in the first half to give the Irish a demanding 17-point lead by halftime.
- A breakout week at the Legends Classic for Konieczny. He produced back-to-back double-doubles in games against Auburn and Oklahoma St. He averaged 14.5 points and 10.5 rebounds. He also earned his first career start in the win over OKST (11/17).

- Against Auburn (11/16): First Irish double-double off the bench since Nate Laszewski at Miami on Jan. 24, 2021.

2024-25 GAME-BY-GAME

Opponent	Date	GS	MIN	Total		3-Pointers		Free throws		Rebounds				PF	A	TO	BLK	STL	PTS	AVG
				FG-FGA	PCT	3FG-3FGA	PCT	FT-FTA	PCT	OFF	DEF	TOT	AVG							
Stonehill	11/06/2024		14:36	2-5	.400	1-2	.500	1-4	.250	0	2	2	2.0	1	1	0	0	0	6	6.0
Buffalo	11/11/2024		18:06	3-3	1.000	1-1	1.000	1-1	1.000	0	6	6	4.0	2	0	1	1	0	8	7.0
at Georgetown	11/16/2024		18:42	1-4	.250	0-2	.000	0-0	.000	1	2	3	3.7	0	3	1	0	0	2	5.3
North Dakota	11/19/2024		19:01	6-9	.667	0-2	.000	0-0	.000	2	2	4	3.8	0	0	1	0	0	12	7.0
Elon	11/22/2024		11:19	0-2	.000	0-1	.000	0-0	.000	1	1	2	3.4	2	1	0	0	0	0	5.6
vs Rutgers	11/26/2024		06:47	0-0	.000	0-0	.000	0-0	.000	1	2	3	3.3	2	0	1	0	1	0	4.7
vs Houston	11/27/2024		05:44	0-2	.000	0-0	.000	0-0	.000	0	1	1	3.0	0	0	1	0	0	0	4.0
vs Creighton	11/30/2024		18:35	3-6	.500	2-4	.500	0-0	.000	0	5	5	3.3	1	0	1	1	0	8	4.5
at Georgia	12/03/2024		05:27	0-3	.000	0-2	.000	0-0	.000	1	1	2	3.1	0	0	0	0	0	0	4.0
Syracuse	12/07/2024		28:58	6-12	.500	1-2	.500	2-2	1.000	2	2	4	3.2	0	1	0	1	0	15	5.1
Dartmouth	12/11/2024		18:37	2-6	.333	0-4	.000	0-0	.000	0	1	1	3.0	1	1	2	0	0	4	5.0
Le Moyne	12/22/2024		16:60	2-7	.286	1-3	.333	2-2	1.000	1	2	3	3.0	1	1	1	0	1	7	5.2
at Georgia Tech	12/31/2024		29:50	2-6	.333	2-5	.400	0-0	.000	1	4	5	3.2	3	2	1	1	1	6	5.2
North Carolina	01/04/2025		08:14	1-1	1.000	1-1	1.000	0-0	.000	2	0	2	3.1	0	1	1	0	0	3	5.1
at NC State	01/08/2025		04:32	0-0	.000	0-0	.000	0-0	.000	0	0	0	2.9	0	0	1	0	1	0	4.7
at Duke	01/11/2025		19:03	2-5	.400	2-2	1.000	0-0	.000	0	1	1	2.8	3	1	0	0	0	6	4.8
Boston College	01/13/2025		03:06	0-0	.000	0-0	.000	0-0	.000	0	0	0	2.6	0	0	1	0	0	0	4.5
at Syracuse	01/18/2025		07:06	0-0	.000	0-0	.000	0-0	.000	1	4	5	2.7	0	1	1	0	0	0	4.3
at Virginia	01/25/2025		08:41	0-1	.000	0-1	.000	0-0	.000	0	1	1	2.6	0	0	0	0	0	0	4.1
Georgia Tech	01/28/2025		11:09	2-4	.500	1-3	.333	0-0	.000	0	1	1	2.6	0	2	0	0	0	5	4.1
at Miami (FL)	02/01/2025		07:42	0-3	.000	0-2	.000	0-0	.000	0	0	0	2.4	0	1	2	1	0	0	3.9
Virginia Tech	02/08/2025		03:12	0-0	.000	0-0	.000	0-0	.000	0	0	0	2.3	0	0	0	0	0	0	3.7
at Boston College	02/12/2025		14:51	1-2	.500	1-2	.500	0-0	.000	1	1	2	2.3	0	0	0	0	1	3	3.7
Louisville	02/16/2025		17:22	1-4	.250	0-2	.000	0-0	.000	1	2	3	2.3	2	1	0	1	1	2	3.6
SMU	02/19/2025		23:23	2-6	.333	1-3	.333	2-3	.667	0	2	2	2.3	1	3	1	0	0	7	3.8
Totals		0	341:02	36-91	.396	14-44	.318	8-12	.667	15	43	58	2.3	19	20	17	6	6	94	3.8

Player Averages

Games Played	Minutes/ game	Points/ game	FG Pct	3FG Pct	FT Pct	Rebounds/ game	Assists/ game	Turnovers/ game	Assist/Turnover ratio	Steals/ game	Blocks/ game
25	13.6	3.8	39.6	31.8	66.7	2.3	0.8	0.7	1.2	0.2	0.2

CAREER STATS

				Field Goals		3-Point		F-Throws		Rebounds								Scoring		
SEASON	TEAM	GP-GS	MIN/AVG	FG-FGA	FG%	3FG-3FGA	3FG%	FT-FTA	FT%	OFF	DEF	TOT	AVG	PF-FO	A	TO	BLK	STL	PTS	AVG
2021-22	ND	7-0	23/3.3	5-6	.833	1-1	1.000	0-0	.000	0	1	1	0.1	4-0	1	2	1	3	11	1.6
2023-24	ND	32-19	725/22.7	85-212	.401	34-103	.330	41-49	.837	45	100	145	4.5	45-0	18	33	8	23	245	7.7
2024-25	ND	25-0	341/13.6	36-91	.396	14-44	.318	8-12	.667	15	43	58	2.3	19-0	20	17	6	34	94	3.8
TOTAL		64-19	1089/17.0	126-309	.408	49-148	.331	49-61	.803	60	144	204	3.2	68-0	39	52	15	32	350	5.5



21

BURKE CHEBUHAR

GRADUATE | FORWARD

@burke.chebuhar @BChebuhar

Height	6-8
Eligibility	Graduate
Hometown	Marietta, GA

Season Highs

Pts	11	vs Rutgers, 11/26/24
Rebs	7	vs Rutgers, 11/26/24
FGM	4	vs Rutgers, 11/26/24
FGA	7	vs Rutgers, 11/26/24
3FGM	3, 2x	last vs Rutgers, 11/26/24
3FGA	6	vs Rutgers, 11/26/24
FTM	2	vs North Dakota, 11/19/24
FTA	2	vs North Dakota, 11/19/24
Ast	2	vs. Elon, 11/22/24
Blk		
Stl	1, 2x	last vs. Rutgers, 11/26/24

Double Figure Scoring	1
20+ Point Games	0
Double-Figure Rebounds	0
Double-Doubles	0

Career Highs

Pts	28	vs Lafayette, 2/10/24
Rebs	12, 2x	last at Lafayette, 2/10/24
FGM	8	at Lafayette, 3/7/24
FGA	11, 2x	last at Lafayette, 3/7/24
3FGM	6	at Lafayette, 3/7/24
3FGA	7	at Lafayette, 3/7/24
FTM	16	vs. Lafayette, 2/10/24
FTA	19	vs. Lafayette, 2/10/24
Ast	6	at Lafayette, 3/7/24
Blk	1, 10x	last vs Colgate, 3/2/24
Stl	2, 3x	last vs Bucknell, 1/10/24

Double Figure Scoring	11
20+ Point Games	3
Double-Figure Rebounds	4
Double-Doubles	3

2024-25 GAME-BY-GAME																			
Opponent	Date	GS	MIN	Total		3-Pointers		Free throws		Rebounds				PF	A	TO	BLK	STL	PTS
				FG-FGA	PCT	3FG-3FGA	PCT	FT-FTA	PCT	OFF	DEF	TOT	AVG						
Stonehill	11/06/2024		05:19	1-2	.500	1-2	.500	0-0	.000	1	0	1	1.0	0	0	2	0	0	3
at Georgetown	11/16/2024		10:09	3-3	1.000	3-3	1.000	0-0	.000	1	2	3	2.0	1	1	0	0	0	9
North Dakota	11/19/2024		04:24	0-0	.000	0-0	.000	2-2	1.000	0	0	0	1.3	0	0	0	0	0	2
Elon	11/22/2024		13:20	3-4	.750	1-1	1.000	0-0	.000	0	0	0	1.0	2	2	1	0	1	7
vs Rutgers	11/26/2024		19:04	4-7	.571	3-6	.500	0-0	.000	1	5	6	2.0	2	1	0	0	1	11
vs Houston	11/27/2024		03:57	0-0	.000	0-0	.000	0-0	.000	0	1	1	1.8	2	0	1	0	0	5
vs Creighton	11/30/2024		01:48	0-0	.000	0-0	.000	0-0	.000	0	0	0	1.6	0	0	0	0	0	4
Syracuse	12/07/2024		07:59	0-2	.000	0-2	.000	0-0	.000	0	0	0	1.4	1	0	1	0	0	4
Le Moyne	12/22/2024		06:03	1-2	.500	1-2	.500	0-1	.000	0	2	2	1.4	0	0	0	0	0	3
at Georgia Tech	12/31/2024		02:55	0-0	.000	0-0	.000	0-0	.000	0	0	0	1.3	1	1	0	0	0	3
at Virginia	01/25/2025		01:33	0-0	.000	0-0	.000	0-0	.000	0	0	0	1.2	0	0	0	0	0	3
Totals		0	76:31	12-20	.600	9-16	.563	2-3	.667	3	10	13	1.2	9	5	5	0	2	35

Games Played	Minutes/game	Points/game	FG Pct	3FG Pct	FT Pct	Rebounds/game	Assists/game	Turnovers/game	Assist/Turnover ratio	Steals/game	Blocks/game
11	7.0	3.2	60.0	56.3	66.7	1.2	0.5	0.5	1.0	0.2	0.0

CAREER STATS																			
SEASON	TEAM	GP-GS	MIN/AVG	Field Goals		3-Point		F-Throws		Rebounds				Scoring					
				FG-FGA	FG%	3FG-3FGA	3FG%	FT-FTA	FT%	OFF	DEF	TOT	AVG	PF-FO	A	TO	BLK	STL	PTS
2021-22	Lehigh	11-0	17/1.5	2-4	.500	2-3	.667	4-6	.667	1	0	1	0.1	1-0	1	1	0	1	10
2022-23	Lehigh	11-0	24/2.2	2-8	.250	1-5	.200	0-2	.000	2	3	5	0.5	0-0	2	1	1	1	5
2023-24	Lehigh	32-22	729/22.8	79-171	.462	27-84	.321	56-73	.767	29	132	161	5.0	53-0	33	37	9	21	241
2024-25	ND	11-0	77/7.0	12-20	.600	9-16	.563	2-3	.667	3	10	13	1.2	9-0	5	5	0	2	35
TOTAL FOR ND		11-0	77/7.0	12-20	.600	9-16	.563	2-3	.667	3	10	13	1.2	9-0	5	5	0	2	35
TOTAL		65-22	846/13.0	95-203	.468	39-108	.361	62-84	.738	35	145	180	2.8	63-0	41	44	10	25	291

AT NOTRE DAME

Graduate Season (2024-25)

- Played in 11-of-26 games, averaging 7.0 min off the bench.
- Burke is 9-16 (.563) from three this season.
- Stepped up in Rutgers game playing a season high 19 min. He drained three triples to finish with a season best 11 points.
- May have been the sub of the game at Georgetown, coming in & going 3-for-3 from beyond the arc to total 9 points in 10 minutes.

AT LEHIGH

Senior Season (2023-24)

- Saved his best season for last at Lehigh, averaging 7.5 points and 5.0 rebounds
- Started in 22 games while appearing in all 32
- Led the Mountain Hawks in rebounding 11 times while producing 10 double-digit scoring games, with three of 20+
- He produced a team-best four double-doubles.
- Shot 46.2 percent from the floor, 32.1 percent from deep and 76.7 percent from the free-throw line.
- Set a career-high in Lehigh's 94-90 double overtime win over Lafayette with 28 points. He shot 16-19 from the free throw line in the game and hit the shot to force OT and the free throws in double OT to clinch the victory.
- Against Lafayette in the Patriot League quarterfinal, Chebuhar scored a game-high 22 points, dished out a career-high six assists and posted career-highs in field goal attempts/makes (8-11) and three-point attempts/ makes (6-7).

At Holy Cross, Chebuhar secured a 20-point, 10-rebound double-double.



25

NIKITA
KONSTANTYNOVSKIY
GRADUATE | FORWARD

@konstyk_n12	@Konstyk_n
Height	6-10
Eligibility	Graduate
Hometown	Kyiv, Ukraine

Season Highs

Pts	8 at Georgetown, 11/16/24
Rebs	8 at Georgetown, 11/16/24
FGM	4 at Georgetown, 11/16/24
FGA	5 at Georgetown, 11/16/24
3FGM	
3FGA	1 vs North Dakota, 11/19/24
FTM	1, 5x last at Boston College, 2/12/25
FTA	3, 2x last vs Dartmouth, 12/11/24
Ast	1, 4x last at Virginia, 1/25/25
Blk	1, 2x last vs Boston College, 1/13/25
Stl	1, 4x last at Boston College, 2/12/25

Double Figure Scoring	0
20+ Point Games	0
Double-Figure Rebounds	0
Double-Doubles	0

Career Highs

Pts	22, 2x last vs. Stony Brook, 2/17/24
Rebs	20 vs. Stony Brook, 2/17/24
FGM	9, 2x last vs Stony Brook, 2/17/24
FGA	14 vs NIU, 12/9/23
3FGM	
3FGA	1, 2x last vs North Dakota, 11/19/24
FTM	7 vs. Rider, 12/16/23
FTA	8 vs. Rider, 12/16/23
Ast	3 vs. NIU, 12/9/23
Blk	3, 3x last vs. Towson, 1/4/24
Stl	2, 4x last vs N.C. A&T, 2/24/24

Double Figure Scoring	13
20+ Point Games	3
Double-Figure Rebounds	9
Double-Doubles	6

2024-25 GAME-BY-GAME

Opponent	Date	GS	MIN	Total		3-Pointers		Free throws		Rebounds				PF	A	TO	BLK	STL	PTS	AVG
				FG-FGA	PCT	3FG-3FGA	PCT	FT-FTA	PCT	OFF	DEF	TOT	AVG							
Stonehill	11/06/2024		13:16	2-3	.667	0-0	.000	0-0	.000	4	2	6	6.0	0	0	1	0	0	4	4.0
Buffalo	11/11/2024		07:31	0-0	.000	0-0	.000	0-0	.000	0	2	2	4.0	1	1	0	1	0	0	2.0
at Georgetown	11/16/2024		15:24	4-5	.800	0-0	.000	0-0	.000	3	5	8	5.3	3	0	0	0	0	8	4.0
North Dakota	11/19/2024		16:11	2-4	.500	0-1	.000	1-3	.333	0	5	5	5.3	3	0	0	0	1	5	4.3
Elon	11/22/2024		08:19	2-3	.667	0-0	.000	0-0	.000	0	1	1	4.4	2	0	0	0	1	4	4.2
vs Rutgers	11/26/2024		03:18	0-0	.000	0-0	.000	0-0	.000	0	0	0	3.7	0	0	1	0	0	0	3.5
vs Houston	11/27/2024		01:07	0-0	.000	0-0	.000	0-1	.000	0	0	0	3.1	1	0	1	0	0	0	3.0
vs Creighton	11/30/2024		04:19	1-1	1.000	0-0	.000	0-0	.000	1	1	2	3.0	0	0	0	0	0	2	2.9
at Georgia	12/03/2024		11:57	2-3	.667	0-0	.000	1-1	1.000	2	1	3	3.0	0	0	0	0	1	5	3.1
Syracuse	12/07/2024		07:41	0-0	.000	0-0	.000	0-0	.000	0	3	3	3.0	3	0	1	0	0	0	2.8
Dartmouth	12/11/2024		10:25	1-2	.500	0-0	.000	1-3	.333	1	3	4	3.1	1	0	1	0	0	3	2.8
Le Moyne	12/22/2024		10:44	1-3	.333	0-0	.000	0-0	.000	3	4	7	3.4	1	1	0	0	0	2	2.8
at Georgia Tech	12/31/2024		10:15	3-4	.750	0-0	.000	0-0	.000	0	2	2	3.3	1	0	0	0	0	6	3.0
at NC State	01/08/2025		05:53	0-0	.000	0-0	.000	0-2	.000	0	1	1	3.1	0	0	0	0	0	0	2.8
Boston College	01/13/2025		10:45	1-1	1.000	0-0	.000	0-0	.000	0	4	4	3.2	2	1	2	1	0	2	2.7
at Syracuse	01/18/2025		12:37	0-0	.000	0-0	.000	0-0	.000	2	1	3	3.2	2	0	0	0	0	0	2.6
at Virginia	01/25/2025		11:54	2-2	1.000	0-0	.000	0-0	.000	2	5	7	3.4	2	1	1	0	0	4	2.6
Georgia Tech	01/28/2025		10:36	3-3	1.000	0-0	.000	0-1	.000	2	2	4	3.4	2	0	1	0	0	6	2.8
at Miami (FL)	02/01/2025		08:54	0-0	.000	0-0	.000	1-2	.500	2	1	3	3.4	1	0	1	0	0	1	2.7
at Florida St.	02/04/2025		02:27	0-0	.000	0-0	.000	0-0	.000	0	1	1	3.3	0	0	0	0	0	0	2.6
Virginia Tech	02/08/2025		08:26	2-3	.667	0-0	.000	0-0	.000	1	1	2	3.2	2	0	1	0	0	4	2.7
at Boston College	02/12/2025	*	13:09	1-2	.500	0-0	.000	1-2	.500	0	1	1	3.1	3	0	1	0	1	3	2.7
SMU	02/19/2025		08:28	0-1	.000	0-0	.000	0-0	.000	0	2	2	3.1	3	0	0	0	0	0	2.6
Totals			1 213:37	27-40	.675	0-1	.000	5-15	.333	23	48	71	3.1	33	4	12	2	4	59	2.6

Player Averages

Games Played	Minutes/ game	Points/ game	FG Pct	3FG Pct	FT Pct	Rebounds/ game	Assists/ game	Turnovers/ game	Assist/Turnover ratio	Steals/ game	Blocks/ game
23	9.3	2.6	67.5	0.0	33.3	3.1	0.2	0.5	0.3	0.2	0.1

CAREER STATS

SEASON	TEAM	GP-GS	MIN/AVG	Field Goals		3-Point		F-Throws		Rebounds				Scoring	
				FG-FGA	FG%	3FG-3FGA	3FG%	FT-FTA	FT%	OFF	DEF	TOT	AVG	PF-FO	A
2021-22	Tulsa	27-9	232/8.6	19-36	.528	0-0	.000	17-27	.630	30	42	72	2.7	34-0	4
2022-23	Tulsa	2-0	10/5.1	1-1	1.000	0-0	.000	0-0	.000	0	2	2	1.0	0-0	0
2023-24	MU	33-32	773/23.4	132-251	.526	0-1	.000	43-66	.652	94	173	267	8.1	74-1	30
2024-25	ND	23-1	214/9.3	27-40	.675	0-1	.000	5-15	.333	23	48	71	3.1	33-0	4
TOTAL FOR ND		23-1	214/9.3	27-40	.675	0-1	.000	5-15	.333	23	48	71	3.1	33-0	4
TOTAL		85-42	1229/14.5	179-328	.546	0-2	.000	65-108	.602	147	265	412	4.8	141-1	38

AT NOTRE DAME

Graduate Season (2024-25)

- Played in 23-of-26 games, averaging 9.3 min.
- Made his first start with the Irish at Boston College on Feb. 12.
- Converted 27-40 (67.5%) from the field this season.
- Was key in 2nd half comeback win vs. Georgia Tech on Jan. 28, recording 6 points on 3-3 shooting, plus 4 boards.
- Had his 2nd highest rebound total of the season with 7 boards at Virginia on Jan. 25.
- Went 3-4 from the field at Georgia Tech (12/31) scoring 6 points.
- Played his role well at Georgetown (11/16), racking up 8 points on 4-for-5 shooting, plus a team-high 8 rebounds.
- First game as an Irish he cleaned up the boards, grabbing a team-high four offensive rebounds. Grabbed 6 total rebs.

AT MONMOUTH


Senior Season (2023-24)

Averaged 9.3 points and 8.1 rebounds per game, while guiding the Hawks to an 18-15 record with a 10-8 mark in the Coastal Athletic Association (CAA).

Top highlight of last season was an impressive 22-point, 20-rebound performance against Stony Brook. It marked the fourth 20-20 game in program history and the first since 1997 (also Monmouth's last 20-rebound game). It marked the sixth such game in Division I last season.

Notched six double-doubles last season, which ranked ninth in the CAA.

Also ranked fourth in the conference in rebounds per game, as well as second in offensive boards (2.9 – ranked 67th nationally).



41

MATT ALLOCCO

GRADUATE | GUARD

@mattallocco	@MattAllocco
Height	6-4
Eligibility	Graduate
Hometown	Hilliard, OH

Season Highs

Pts	24 vs Rutgers, 11/26/24
Rebs	10 vs Rutgers, 11/26/24
FGM	8 vs Rutgers, 11/26/24
FGA	17 vs Rutgers, 11/26/24
3FGM	6 vs Rutgers, 11/26/24
3FGA	9 vs Rutgers, 11/26/24
FTM	4, 2x last vs Syracuse, 12/7/24
FTA	8 vs Syracuse, 12/7/24
Ast	7, 2x last at Georgia Tech, 12/31/24
Blk	1, 3x last at Georgia Tech, 12/31/24
Stl	3 vs Boston College, 1/13/2

Double Figure Scoring	9
20+ Point Games	1
Double-Figure Rebounds	1
Double-Doubles	1

Career Highs

Pts	25 vs. Dartmouth, 1/15/24
Rebs	12 vs Army, 11/24/22
FGM	10 at Duquesne, 11/15/23
FGA	17 vs Rutgers, 11/26/24
3FGM	6 vs Rutgers, 11/26/24
3FGA	9, 2x last vs Rutgers, 11/26/24
FTM	9 vs. Cornell, 2/3/23
FTA	10 vs. Cornell, 2/3/23
Ast	8, 2x last at Bucknell, 11/29/23
Blk	2 vs. Northeastern, 11/26/22
Stl	4 vs Furman, 12/2/23

Double Figure Scoring	52
20+ Point Games	8
Double-Figure Rebounds	2
Double-Doubles	2

2024-25 GAME-BY-GAME

Opponent	Date	GS	MIN	Total		3-Pointers		Free throws		Rebounds				PF	A	TO	BLK	STL	PTS	AVG
				FG-FGA	PCT	3FG-3FGA	PCT	FT-FTA	PCT	OFF	DEF	TOT	AVG							
Stonehill	11/06/2024	*	24:15	3-3	1.000	2-2	1.000	2-2	1.000	1	2	3	3.0	1	2	0	0	1	10	10.0
Buffalo	11/11/2024	*	31:33	0-0	.000	0-0	.000	1-2	.500	0	3	3	3.0	2	2	0	0	0	1	5.5
at Georgetown	11/16/2024	*	34:33	6-10	.600	4-8	.500	1-2	.500	0	5	5	3.7	2	7	1	0	0	17	9.3
North Dakota	11/19/2024	*	30:21	1-3	.333	0-0	.000	2-2	1.000	1	3	4	3.8	0	2	1	0	0	4	8.0
Elon	11/22/2024	*	35:44	3-9	.333	2-7	.286	0-0	.000	0	4	4	3.8	1	1	1	1	0	8	8.0
vs Rutgers	11/26/2024	*	45:00	8-17	.471	6-9	.667	2-2	1.000	1	9	10	4.8	1	5	1	0	0	24	10.7
vs Houston	11/27/2024	*	38:20	2-7	.286	2-5	.400	2-2	1.000	0	5	5	4.9	1	4	1	0	0	8	10.3
vs Creighton	11/30/2024	*	40:00	4-9	.444	0-2	.000	4-4	1.000	0	3	3	4.6	4	4	0	0	1	12	10.5
at Georgia	12/03/2024	*	38:06	2-8	.250	1-3	.333	0-0	.000	0	6	6	4.8	3	3	1	0	0	5	9.9
Syracuse	12/07/2024	*	33:28	0-3	.000	0-2	.000	4-8	.500	0	7	7	5.0	1	1	4	1	0	4	9.3
Dartmouth	12/11/2024	*	33:09	6-10	.600	2-4	.500	2-2	1.000	0	1	1	4.6	2	5	0	0	0	16	9.9
Le Moyne	12/22/2024	*	24:26	3-5	.600	2-3	.667	0-0	.000	0	3	3	4.5	1	6	0	0	0	8	9.8
at Georgia Tech	12/31/2024	*	37:05	6-13	.462	2-4	.500	1-2	.500	1	1	2	4.3	4	7	2	1	1	15	10.2
North Carolina	01/04/2025	*	33:32	2-6	.333	2-5	.400	2-2	1.000	0	5	5	4.4	3	1	2	0	2	8	10.0
at NC State	01/08/2025	*	37:01	3-5	.600	3-4	.750	2-2	1.000	0	7	7	4.5	1	0	0	0	1	11	10.1
at Duke	01/11/2025	*	37:04	2-7	.286	2-6	.333	2-2	1.000	0	2	2	4.4	3	3	0	0	1	8	9.9
Boston College	01/13/2025	*	31:31	5-8	.625	1-3	.333	2-3	.667	1	2	3	4.3	2	1	0	0	3	13	10.1
at Syracuse	01/18/2025	*	28:22	4-5	.800	1-1	1.000	2-2	1.000	0	7	7	4.4	3	0	0	0	2	11	10.2
at Virginia	01/25/2025	*	32:38	3-7	.429	2-3	.667	0-0	.000	0	6	6	4.5	1	2	2	1	2	8	10.1
Georgia Tech	01/28/2025	*	29:23	1-1	1.000	1-1	1.000	1-2	.500	0	3	3	4.5	2	3	0	0	0	4	9.8
at Miami (FL)	02/01/2025	*	31:06	1-6	.167	0-2	.000	0-3	.000	1	7	8	4.6	1	5	1	0	0	2	9.4
SMU	02/19/2025		18:45	0-3	.000	0-3	.000	0-0	.000	0	0	4	4.2	2	2	1	0	0	0	9.0
Totals			21 725:22	65-145	.448	35-77	.455	32-44	.727	6	91	97	4.4	41	66	18	4	14	197	9.0

Player Averages

Games Played	Minutes/game	Points/game	FG Pct	3FG Pct	FT Pct	Rebounds/game	Assists/game	Turnovers/game	Assist/Turnover ratio	Steals/game	Blocks/game
22	33.0	9.0	44.8	45.5	72.7	4.4	3.0	0.8	3.7	0.6	0.2

CAREER STATS

SEASON	TEAM	GP-GS	MIN/AVG	Field Goals		3-Point		F-Throws		Rebounds				Scoring						
				FG-FGA	FG%	3FG-3FGA	3FG%	FT-FTA	FT%	OFF	DEF	TOT	AVG	PF-FO	A	TO	BLK	STL	PTS	AVG
2021-22	PU	30-2	644/21.5	45-88	.511	19-42	.452	15-26	.577	16	69	85	2.8	41-1	45	20	2	18	124	4.1
2022-23	PU	32-32	1055/33.0	121-267	.453	46-120	.383	55-74	.743	19	135	154	4.8	64-0	68	45	6	24	343	10.7
2023-24	PU	29-29	975/33.6	126-248	.508	47-110	.427	70-77	.909	12	72	84	2.9	51-0	96	38	3	21	369	12.7
2024-25	ND	22-21	725/33.0	65-145	.448	35-77	.455	32-44	.727	6	91	97	4.4	41-0	66	18	4	14	197	9.0
TOTAL FOR ND		22-21	725/33.0	65-145	.448	35-77	.455	32-44	.727	6	91	97	4.4	41-0	66	18	4	14	197	9.0
TOTAL		113-84	3399/30.1	357-748	.477	147-349	.421	172-221	.778	53	367	420	3.7	197-1	275	121	15	77	1033	9.1

Awards

- Two-time Second Team All-Ivy League (2024, 2023) | Third Team All-MBWA (2024) | Two-time Ivy League Player of the Week

AT NOTRE DAME

Graduate Season (2024-25)

- Vocal leader of the team and co-captain. You'll hear his teammates and coaches call him 'Mush.' Was a nickname given to him by his dad at a young age for mush mouth - for all his excitement and eagerness to talk.

- Recently missed 4 straight games healing from a right-wrist injury. Made his return Feb. 19 vs SMU.

- Averages 9.0 ppg on 44.8% shooting.

- Crossed over the 1,000-career-point milestone with 13 points against Boston College on Jan. 13.

- **3.67 A/TO ratio, which ranks 4th in the nation and 1st in the ACC.** The highest A/TO ratio in program history for a season was 3.16 by Martin Ingelsby in 2000-01.

- Leads the team in Def. Reb/game at 4.1.

- Leads the team in +/- with +74.

- Shooting 45.5% from three - a career best. That number would place him 8th in program history for a season.

- He's 6-13 from corner threes (.462).

- True shooting % of 59.9 and an effective% of 56.9.

- Players Era 3-game Stats -- 44 points (14.7 ppg), 14-33 FG (.424), 8-16 3PT (.500); team best 13 AST (4.3 apg); just 2 TO; co-team best 16 REB (6.0 rpg).

- His heroics against Rutgers (11/26) in the Players Era almost led to an incredible win. He forced overtime with a last-second three in regulation. Then in OT, he converted three triples in under 30 seconds to force a tie with under 15 seconds left. He ended up with a 24-point, 10-rebound double-double with 5 assists. He was 6-for-9 from three.

- Big-game moment at Georgetown (11/16), dropping 15 points in the first half on 5-of-6 shooting, 4-of-5 from three-point range. Finished with 17 points, 7 assists, 5 rebounds.

AT PRINCETON

In The Record Book

#2, Highest Free Throw Percentage in a Season (min. 40 attempts), 90.9% (2023-24)

Senior Season (2023-24)

Was the only player in the nation to shoot at least 50% from the field, 40% from three and 90% from the free throw line

Ranked 29th in the nation in true shooting percentage (64.6), 61st in offensive rating (126.5) and 76th in effective field goal percentage (60.0%)

Ranked second in the Ivy League in assist/turnover ratio (2.5), third in minutes-per-game (33.7), fourth in three-point percentage (42.7%), sixth in assists-per-game (3.3), and tenth in field goal percentage (50.8%)

Averaged 12.7 points-per-game, 2.9 rebounds and had 21 steals

Scored a career-high 25 points and went 8-for-14 from the field, 5-for-6 from three and 4-for-4 from the free throw line and handed out five assists in a win over Dartmouth on Jan. 15.

TV / RADIO ROSTER



#0 Brady Stevens
Fr. // G // 6-4
Boston, MA
Wellesley



#1 Julian Roper II
Sr. // G // 6-4
Detroit, MI
St. Mary's / Northwestern



#2 Logan Imes
So. // G // 6-4
Zionsville, IN
Zionsville



#3 Markus Burton
So. // G // 5-11
Mishawaka, IN
Penn



#4 Sir Mohammed
Fr. // G // 6-6
Charlotte, NC
Myers Park



#5 Cole Certa
Fr. // G // 6-5
Le Roy, IL
IMG Academy



#7 Tae Davis
Jr. // F // 6-9
Indianapolis, IN
Warren Central / Seton Hall



#10 JT Kelly
Jr. // G // 6-2
Ponte Vedra Beach, FL
Ponte Vedra



#11 Braeden Shrewsbury
So. // G // 6-3
State College, PA
State College Area



#12 Garrett Sundra
Fr. // F // 6-11
Ashburn, VA
Paul VI Catholic



#14 Kebba Njie
Jr. // F // 6-10
Centerville, OH
La Lumiere / Penn St



#15 Thomas Hattan
Jr. // G // 6-2
San Clemente, CA
San Juan Hills




#20 J.R. Konieczny
Sr. // G // 6-7
South Bend, IN
St. Joseph



#21 Burke Chebuhar
Gr. // F // 6-8
Marietta, GA
The Walker School / Lehigh



#22 Thomas Crowe
Sr. // F // 6-7
Macedonia, OH
Archbishop Hoban




#25 Nikita Konstantynovskyi
Gr. // F // 6-10
Kyiv, Ukraine
Northeastern A&M/Tulsa/Monmouth



#41 Matt Allocco
Gr. // G // 6-4
Hilliard, OH
Hilliard Bradley / Princeton



Micah Shrewsbury
Glenn & Stacey Murphy Head Coach
2nd Season at ND
3rd overall as Head Coach



Kyle Getter
Associate Head Coach
2nd Season at ND



Mike Farrelly
Assistant Coach
2nd Season at ND



Ryan Owen
Assistant Coach
2nd Season at ND



Tre Whitted
Assistant to the Head Coach
2nd Season at ND



Grady Eifert
Development & Recruiting Coord.
2nd Season at ND



Brian Snow
Director of Recruiting
2nd Season at ND