

NOTRE DAME FOOTBALL

#6/5 NOTRE DAME FIGHTING IRISH

0-0



RECORD 0-0
RANKING (AP/COACHES) 6/5
LAST GAME Season Opener
HEAD COACH Marcus Freeman
RECORD AT NOTRE DAME (4th Year) 33-10
CAREER RECORD (4th Year) Same

GAME 1

SUNDAY, AUGUST 31, 2025
Hard Rock Stadium
7:30 PM ET | Miami, Fla.

TELEVISION



Play-by-Play: Sean McDonough
Analyst: Greg McElroy
Reporters: Molly McGrath and
Taylor McGregor

RADIO

Notre Dame Radio Network: Tony Simeone (Play-
by-Play), Ryan Harris '07 (Analyst)
SiriusXM: SiriusXM 129

#10/10 MIAMI HURRICANES

0-0



RECORD 0-0
RANKING (AP/COACHES) 10/10
LAST GAME Season Opener
HEAD COACH Mario Cristobal
RECORD AT MIAMI (4th Year) 22-16
CAREER RECORD (15th Year) 84-76

2025 NOTRE DAME SCHEDULE



at No. 10/10 MIAMI
Sunday, Aug. 31, 2025
Hard Rock Stadium | Miami, Fla.

7:30 PM
ABC



No. 19/21 TEXAS A&M
Saturday, Sept. 13, 2025
Notre Dame Stadium

7:30 PM
NBC



PURDUE
Saturday, Sept. 20, 2025
Notre Dame Stadium

3:30 PM
NBC



at ARKANSAS (NR/RV)
Saturday, Sept. 27, 2025
Razorback Stadium | Fayetteville, Ark.

12:00 PM
ABC



No. 25/25 BOISE STATE
Saturday, Oct. 4, 2025
Notre Dame Stadium

3:30 PM
NBC



NC STATE
Saturday, Oct. 11, 2025
Notre Dame Stadium

3:30 PM
PEACOCK



SOUTHERN CALIFORNIA (RV/RV)
Saturday, Oct. 18, 2025
Notre Dame Stadium

7:30 PM
NBC



at BOSTON COLLEGE
Saturday, Nov. 1, 2025
Alumni Stadium | Chestnut Hill, Mass.

TBA



NAVY (RV/RV)
Saturday, Nov. 8, 2025
Notre Dame Stadium

7:30 PM
NBC



at PITTSBURGH (RV/NR)
Saturday, Nov. 15, 2025
Acrisure Stadium | Pittsburgh, Pa.

TBA



SYRACUSE (NR/RV)
Saturday, Nov. 22, 2025
Notre Dame Stadium

3:30 PM
NBC



at STANFORD
Saturday, Nov. 29, 2025
Stanford Stadium | Stanford, Calif.

TBA

ALL TIMES LISTED IN EASTERN TIME

GAME DAY AT A GLANCE

- Sunday night will mark the 28th meeting between Notre Dame and Miami. The series stands with an 18-8-1 Notre Dame advantage all-time.
- It is the first meeting between Marcus Freeman and Mario Cristobal as head coaches. Both are entering their fourth season at the helm of their respective programs.
- Notre Dame is 6-7-1 when playing at Miami.
- The two sides have entered the contest both ranked in the Top 25 on nine previous occasions as this year's meeting will mark the 10th such instance.
- The last meeting between the Irish and the Hurricanes came in 2017. No. 7 Miami took a 41-8 decision over No. 3 Notre Dame at Hard Rock Stadium.
- The Irish hold the longest winning streak in the series with an 11-game stretch of victories from 1967-1980.
- Notre Dame and Miami played each season from 1971-1985
- The two sides have met just four times since 1990 as the Irish hold a 3-1 record over Miami during that span with wins in the 2010 Sun Bowl (33-17), the 2012 Shamrock Series Game at Soldier Field (41-3) and at Notre Dame Stadium in 2016 (30-27).
- Notre Dame is 220-84-3 against ACC teams and has gone 90-42-3 in ACC away games.

HARD ROCK STADIUM

- Hard Rock Stadium serves as the home field for both the University of Miami and the Miami Dolphins football teams.
- The venue has also been the host site of the Orange Bowl since 1996 and has hosted four BCS National Championship Games.
- The 2026 College Football Playoff Championship will be held at Hard Rock Stadium on January 19, 2026.
- Seating capacity is listed as 65,326 while the playing surface is Bermuda grass.
- In their last appearance at Hard Rock Stadium, the Irish earned a 27-24 win over Penn State on January 9, 2025 in the Orange Bowl to advance to the College Football Playoff National Championship game.

WHAT'S INSIDE

Media Information/Availability Update	2
By the Numbers	3
Assistant Coach Gameday Locations	3
University Information	3
Depth Chart/Two-Deep Tidbits	4-6
Roster/Pronunciations	7-8
Coaching Information	9-12

Player/Team Notes	13-23
Matchup Notes	24
Attendance Notes	25
Season Notes	26-28
National Awards	29
National Polls	30
Irish in the NFL	31

Starter History	32-33
The Last Time	34-49
2024 In Review	40
2024 Season Stats	41-52
Player Career Stats	53-81

WEEKLY MEDIA SCHEDULE AND PROCEDURES

MONDAY	TUESDAY	WEDNESDAY	THURSDAY	FRIDAY	SATURDAY	SUNDAY
No media availability by Noon ET Interview requests for student-athletes or for any other feature ideas due	Noon ET Media Lunch 12:30 p.m. ET Dick Corbett Head Football Coach Marcus Freeman Weekly Press Conference	~5:45 p.m. ET (timing subject to change) Select student-athletes available for interviews post-practice	No media availability	Noon ET Dick Corbett Head Football Coach Marcus Freeman late week Zoom availability	No media availability	7:30 p.m. ET Notre Dame at Miami, postgame media availability

The weekly schedule is shifted by one day for the Miami contest as it takes place on a Sunday.

MARCUS FREEMAN AVAILABILITY

- Dick Corbett Head Football Coach Marcus Freeman conducts a weekly press conference each Monday of a game week in person in the Notre Dame Stadium Media Room.
- The half hour weekly conference previews the upcoming game and is available to watch live on YouTube (search Notre Dame athletics). Coach Freeman also holds a brief Zoom on Thursdays of game weeks.
- To obtain the link for Thursday's Zoom, media members should contact Sarah Miesle (smiesle@nd.edu).
- For any other Coach Freeman interview requests, media members should contact Katy Lonerger (klonerger2@nd.edu).

STUDENT-ATHLETE INTERVIEWS

- Media members are not permitted to directly contact student-athletes, coaches or support staff to arrange interviews.
- This policy becomes active when any new student-athlete to the roster arrives on campus (for example, in January as an early-enrollees or in June as summer workouts begin). This policy then continues from that point throughout the entirety of their Notre Dame career.
- In-season interviews with selected Notre Dame student-athletes will occur on a weekly basis Tuesday during each game week in person at the Irish Athletics Center.

- Interview requests for student-athletes on a weekly basis or for any other feature ideas (including print media, podcasts and video interviews) must be submitted to Katy Lonerger (klonerger2@nd.edu). The in-season deadline for weekly Tuesday interviews after practice is 12 p.m. ET the Sunday before the proposed interview.
- A player availability schedule will be distributed before each interview session during the season.

GAME NOTES/DISTRIBUTION LIST

- All media members will be provided with access to game notes on Monday of game week at FightingIrish.com/ndfbmedia and they also will be distributed via our email distribution list.
- Contact Claire Cunningham (ckramer@nd.edu) if you need to be added to the distribution list.

FIGHTINGIRISH.COM/PRESSBOX

- All Notre Dame football information is available at FightingIrish.com/pressbox, which provides access to game notes, student-athlete and coaching staff headshots, updated season statistics, interview session video archives and more.

MEDIA GUIDELINES

- A document with media guidelines for Notre Dame home football games is emailed to each accredited member of the media before each game. Credentialed media are

responsible for reading the guidelines and adhering to the policies.

- To request a copy of Notre Dame football's full media guidelines, email Claire Cunningham at ckramer@nd.edu, or visit fightingirish.com/pressbox.

AVAILABILITY UPDATES

- Notre Dame Football will provide an availability reporting structure in an effort to streamline communication surrounding student-athlete availability.
- In each week's Monday game notes, the program will share a list of all student-athletes who have availability affected for the week. They will be classified as out for the season, out for that week's game, or questionable for that week's game, as well as the general ailment. That listing will be included with the depth chart.
- An updated availability report will be released on Thursday prior to Coach Freeman's late week Zoom call.
- Before each game, Notre Dame will continue to release an availability update roughly 60 minutes prior to kickoff that will confirm or update the availability of any student-athlete listed on that week's depth chart.
- As the information will be readily available, Notre Dame coaches and student-athletes will not comment on or provide additional information on availability in press conferences or interviews throughout the week.

NOTRE DAME FOOTBALL ATHLETIC COMMUNICATIONS



KATY LONERGER

Associate Athletics Director, Strategic and Football Communications, Advisor to the Head Football Coach

klonerger2@nd.edu | 785-764-9941
Game Day Location - Field

Main contact for Coach Freeman and student-athlete interviews



CLAIRE CUNNINGHAM

Director of Football Communications

ckramer@nd.edu | 913-952-6454
Game Day Location - Press Box, middle, third level

Main contact for assistant coaches, day-to-day media operations, award nominations



SARAH MIESLE

Associate Athletics Communications Director

smiesle@nd.edu | 260-602-2466
Game Day Location - Field

Main contact for team statistics, photo requests, game notes, weekly and postgame press conference coordinator



ALAN WASIELEWSKI

Associate Athletics Director, Team Communications

awasiele@nd.edu | 574-532-4167
Game Day Location - Press Box, middle, third level

Main contact for credentials/parking, media guide, football historian

INSIDE THE IRISH - BY THE NUMBERS

1	Notre Dame's 2024 defense was dominant and one of the most complete defenses in the country, ranking among the FBS' top teams. At the end of the season, Notre Dame was first in pass efficiency defense (104.4), first in turnovers gained (33), first in defensive touchdowns(6), first in blocked kicks(6), second in fumbles recovered (14), second in blocked punts (3), fourth in passing yards allowed (169.4), fourth in scoring defense (15.5), fifth in passes intercepted (19) and 11th in total defense (307.4).
3	Donovan Hinish was named as a captain for the 2025 season to join his brother Kurt (2021) as a captain. The Hinish brothers are the third pairing of brothers to earn the captain title in the history of Notre Dame football, joining Bob Golic (1978) and Mike Golic (1984) and Zack Martin (2012 & 2013) and Nick Martin (2014 & 2015).
4	Notre Dame is one of just four programs in the Power 4 with eight or more wins over each of the last five seasons (2020-24), joined by Alabama, Clemson and Georgia.
6	Notre Dame is the first team ever to beat an AP-ranked opponent in 6 different months in the same season: No. 20 Texas A&M in August, No. 15 Louisville in September, No. 24 Navy in October, No. 18 Army in November, No. 9 Indiana in December, No. 2 Georgia and No. 5 Penn State in January.
7	The seven victories over ranked teams in the 2024 season was the most in a single season since 1989 (six) and the most ever in a season in program history.
11	RB Jeremiyah Love and Riley Leonard each had a rushing TD in the same game 11 times in the 2024 season, becoming the most by any FBS duo in any season in the last 25 years (surpassing Nevada's Colin Kaepernick and Vai Taua with 10 in 2010).
13	Jeremiyah Love scored a rushing touchdown in 13-straight games in the 2024 season, a Notre Dame record for most-consecutive games with a rushing TD, and a Notre Dame record for most-consecutive games with a rushing TD to start a season. He was the only FBS running back to have scored a rushing touchdown in each regular season game in 2024.
14	The victory over Penn State was the 14th ranked win of the Marcus Freeman era at Notre Dame, more than any other Irish head coach in the first three years of his tenure, and tied for the most of any FBS program over the past three seasons (Georgia, 14). In 2023, the 40-8 Sun Bowl victory over No. 21 Oregon State not only earned Freeman his first campaign with 10 victories, it also was his team's seventh victory over an Associated Press-ranked team in his first two years leading the program – breaking Terry Brennan's previous program record of six in 1954 and 55.
14	Notre Dame ended the season with a 14-2 record, marking the most wins in a season in program history. Playing in its 16th game in the National Championship, Notre Dame extended the record for the most games it has played in a season ever.
33	The 33 career wins under Marcus Freeman through his first three seasons as the head coach for the Irish mark the most wins by any head coach in his first three seasons in Notre Dame football history.
1000	RB Jeremiyah Love posted 1,125 rushing yards in 2024, the 21st time an Irish player has broken the 1,000-yard rushing mark in a season. He averaged 6.9 yards per carry, which ranks tied for second among all single-season 1,000-yard rushers in ND records (Reggie Brooks, 1992, 8.0 - 1,343; Josh Adams, 2017, 6.9 - 1,430).

ASSISTANT COACH GAMEDAY LOCATIONS		
Coach	Role	Location
Chris Ash	Defensive Coordinator	Field
Mike Denbrock	Off. Coord/Tight Ends	Field
Marty Biagi	ST Coord./ Asst. DBs	Field
Mike Brown	Wide Receivers	Field
Max Bullough	Linebackers	Field
Gino Guidugli	QBs/Pass Game Coord.	Press Box
Mike Mickens	DBs/Def. Pass Game Coord.	Field
Joe Rudolph	Offensive Line	Field
JaJuan Seider	RBs/Assoc. Head Coach	Field
Al Washington	D-Line/Def. Run Game Coord.	Field

UNIVERSITY INFORMATION

Location	Notre Dame, Indiana
Founded	1842
Nickname.....	Fighting Irish
Colors.....	Blue and Gold
Enrollment	8,968 (undergraduates), 13,174 (total)
Stadium	Notre Dame Stadium (FieldTurf/77,622)
President.....	Rev. Robert Dowd, C.S.C.
Provost	John T. McGreevy
NCAA Faculty Representative.....	Patricia Bellia
University VP/James E. Rohr Director of Athletics.....	Pete Bevacqua

FOOTBALL INFORMATION

Offensive Formation.....	Multiple
Defensive Formation	Multiple
2024 Overall Record.....	14-2
	CFP Championship Game
	Orange Bowl Champion
	Sugar Bowl Champion
	College Football Playoff First-Round Host, Game Winner
Final Ranking.....	#2 AP #2 Coaches #2 CFP
Offensive/Defensive Starters From 2024 Returning/Lost.....	11/11
Offensive Starters From 2024 Returning/Lost.....	6/5
Defensive Starters From 2024 Returning/Lost.....	5/6
Special Teams Starters From 2024 Returning/Lost	2/2
Monogram Winners From 2024 Returning/Lost.....	33/30
All-Time Record	983-340-42*
All-Time Record At Home	528-132-13*
All-Time Record On The Road	325-164-23
All-Time Record In Neutral Venues.....	130-45-6
First Year of Football	1887
Years Of Football.....	2025 is the 137th year of Notre Dame Football



DEPTH CHART - GAME 1

NOTRE DAME OFFENSE					
Pos.	No.	Name	Ht.	Wt.	Class
WR	0	Malachi Fields	6-4	222	Sr.
	14	Michah Gilbert	6-2	204	Fr.
	5	Cam Williams	6-2	200	Fr.
WR	1	Jaden Greathouse	6-1	215	Jr.
or	2	Will Pauling	5-10	190	Sr.
	19	Logan Saldate	6-0	189	Fr.
LT	54	Anthonie Knapp	6-4	300	So.
	71	Styles Prescod	6-6	292	Fr.
LG	74	Billy Schrauth	6-4	310	Jr.
	55	Chris Terek	6-6	322	So.
C	70	Ashton Craig	6-5	310	Jr.
	64	Joe Otting	6-4	308	So.
RG	76	Guerby Lambert	6-7	335	Fr.
or	75	Sullivan Absher	6-8	327	So.
RT	59	Aamil Wagner	6-6	300	Jr.
	76	Guerby Lambert	6-7	335	Fr.
TE	9	Eli Raridon	6-7	252	Sr.
	7	Ty Washington	6-5	248	Jr.
or	85	Jack Larsen	6-3	250	Fr.
WR	6	Jordan Faison	5-10	185	Jr.
	11	KK Smith	6-0	176	So.
	17	Elijah Burress	6-0	185	Fr.
QB	13	CJ Carr	6-3	210	Fr.
	8	Kenny Minchey	6-2	208	So.
	10	Tyler Buchner	6-1	206	Sr.
RB	4	Jeremiyah Love	6-0	214	Jr.
	24	Jadarian Price	5-11	210	Jr.
	22	Aneyas Williams	5-10	205	So.
	23	Nolan James Jr.	5-10	215	Fr.

NOTRE DAME SPECIAL TEAMS					
Pos.	No.	Name	Ht.	Wt.	Class
KO	48	Marcello Diomedes	6-1	195	Jr.
PK	98	Noah Burnette	5-10	185	*Sr.
P	16	James Rendell	6-6	225	Sr.
	18	Erik Schmidt	6-2	210	Fr.
LS	96	Joseph Vinci	6-4	232	Fr.
	49	Andrew Kros	6-4	225	Jr.
HLD	10	Tyler Buchner	6-1	206	Sr.
	16	Anthony Rezac	6-3	201	So.
PR	6	Jordan Faison	5-10	185	Jr.
or	2	Will Pauling	5-10	190	Sr.
KR	4	Jeremiyah Love	6-0	214	Jr.
or	24	Jadarian Price	5-11	210	Jr.

NOTRE DAME DEFENSE					
Pos.	No.	Name	Ht.	Wt.	Class
VYP	5	Boubacar Traore	6-4	250	So.
	44	Junior Tuihalamaka	6-2	255	Sr.
or	12	Jordan Botelho	6-3	260	Sr.
DT	47	Jason Onye	6-5	302	Sr.
	97	Gabriel Rubio	6-5	321	Sr.
	42	Cole Mullins	6-5	275	Fr.
DT	41	Donovan Hinish	6-2	277	Jr.
	93	Jared Dawson	6-1	288	Sr.
	56	Elijah Hughes	6-3	300	Jr.
DE	95	Bryce Young	6-7	271	So.
	40	Joshua Burnham	6-4	260	Jr.
	10	Loghan Thomas	6-4	220	So.
WILL	3	Jaylen Sneed	6-2	230	Jr.
	4	Jaiden Ausberry	6-2	228	So.
	19	Madden Faraimo	6-2	235	Fr.
MIKE	34	Drayk Bowen	6-2	235	Jr.
	27	Kyngstonn Viliamu-Asa	6-3	230	So.
	19	Madden Faraimo	6-2	235	Fr.
NICKEL	0	DeVonta Smith	5-11	195	Sr.
	21	Karson Hobbs	6-1	189	So.
	13	Ben Minich	6-0	197	So.
CB	15	Leonard Moore	6-2	195	So.
	14	Dallas Golden	6-0	187	Fr.
	18	Chance Tucker	6-0	183	Sr.
BOUND	8	Adon Shuler	6-0	205	So.
	28	Luke Talich	6-4	210	Jr.
	22	Ethan Long	6-3	210	Fr.
FIELD	7	Jalen Stroman	6-1	201	Sr.
	9	Tae Johnson	6-2	192	Fr.
	22	Ethan Long	6-3	210	Fr.
CB	6	Christian Gray	6-0	190	Jr.
	24	Mark Zackery IV	5-11	175	Fr.
	20	Cree Thomas	6-1	189	Fr.

AVAILABILITY UPDATE

Out for the game

- No. 32 TE Justin Fisher - right knee
- No. 87 TE Cooper Flanagan - left achilles
- No. 52 OL Devan Houston - left knee
- No. 56 OL Charles Jagusah - left arm
- No. 77 OL Peter Jones - left ankle

Out for the season

- No. 84 TE Kevin Bauman - left knee
- No. 25 RB Dylan Devezin - left shoulder
- No. 29 S Brandon Logan - left shoulder
- No. 21 RB Kedren Young - right knee



NOTRE DAME OFFENSE

Pos.	No.	Name	Ht.	Wt.	Class
WR	0	Malachi Fields	6-4	222	Sr.
	14	Michah Gilbert	6-2	204	Fr.
	5	Cam Williams	6-2	200	Fr.
WR	1	Jaden Greathouse	6-1	215	Jr.
or	2	Will Pauling	5-10	190	Sr.
	19	Logan Saldade	6-0	189	Fr.
LT	54	Anthonie Knapp	6-4	300	So.
	71	Styles Prescod	6-6	292	Fr.
LG	74	Billy Schrauth	6-4	310	Jr.
	55	Chris Terek	6-6	322	So.
C	70	Ashton Craig	6-5	310	Jr.
	64	Joe Otting	6-4	308	So.
RG	76	Guerby Lambert	6-7	335	Fr.
or	75	Sullivan Absher	6-8	327	So.
RT	59	Aamil Wagner	6-6	300	Jr.
	76	Guerby Lambert	6-7	335	Fr.
TE	9	Eli Raridon	6-7	252	Sr.
	7	Ty Washington	6-5	248	Jr.
or	85	Jack Larsen	6-3	250	Fr.
WR	6	Jordan Faison	5-10	185	Jr.
	11	KK Smith	6-0	176	So.
	17	Elijah Burress	6-0	185	Fr.
QB	13	CJ Carr	6-3	210	Fr.
	8	Kenny Minchey	6-2	208	So.
	10	Tyler Buchner	6-1	206	Sr.
RB	4	Jeremiyah Love	6-0	214	Jr.
	24	Jadarian Price	5-11	210	Jr.
	22	Aneyas Williams	5-10	205	So.
	23	Nolan James Jr.	5-10	215	Fr.

NOTRE DAME SPECIAL TEAMS

Pos.	No.	Name	Ht.	Wt.	Class
KO	48	Marcello Diomedede	6-1	195	Jr.
PK	98	Noah Burnette	5-10	185	*Sr.
P	16	James Rendell	6-6	225	Sr.
	18	Erik Schmidt	6-2	210	Fr.
LS	96	Joseph Vinci	6-4	232	Fr.
	49	Andrew Kros	6-4	225	Jr.
HLD	10	Tyler Buchner	6-1	206	Sr.
	16	Anthony Rezac	6-3	201	So.
PR	6	Jordan Faison	5-10	185	Jr.
or	2	Will Pauling	5-10	190	Sr.
KR	4	Jeremiyah Love	6-0	214	Jr.
or	24	Jadarian Price	5-11	210	Jr.

TWO-DEEP TIDBITS - OFFENSE

- Malachi Fields** was named as 2025 Phil Steele Preseason All-America Fourth Team selection and enters the 2024 season 129 career receptions for 1,849 yards and 11 touchdowns after joining the Irish from Virginia. Fields is on the 2025 Biletnikoff Award Watch List and averages 14.3 yards per catch over his career.
- Jaden Greathouse** looks to pick up where he left off as a big offensive threat for the Irish. He became the first Irish player since Javon McKinley in 2020 to have consecutive games with 100+ receiving yards as he posted back-to-back 100+ yard efforts in the 2025 Orange Bowl and CFP Championship games.
- Will Pauling** joins the Irish with 129 receptions and 1,372 yards over his career after competing at both Cincinnati and Wisconsin. A team captain for the Irish in 2025, he averages 10.6 yards per catch for his career.
- Jordan Faison** had 30 catches for 356 yards a year ago and averages 13.8 yards per catch over two seasons with the Irish. He collected 132 all purpose yards in CFP First Round win over the Hoosiers.
- The Notre Dame offensive line brings a wealth of experience from last season to the trenches in 2025. **Billy Schrauth, Aamil Wagner and Anthonie Knapp** were all key to the Irish run in the 2024 season. **Ashton Craig** held the starting center job before an injury ended his season. **Guerby Lambert** played in six games on the offensive line and on special teams last fall.
- Craig, Wagner and Schrauth** have all drawn attention from national award committees ahead of the 2025 campaign. Craig was named to the Rimington Trophy Watch List while Wagner and Schrauth were both named to the Outland Trophy Watch List.
- Eli Raridon** competed in all 16 games of the 2024 season for the Irish and pulled in a pair of TD receptions on the season (Stanford, USC). He proved to be a sure-handed target on third downs for the Irish a season ago, including a catch to sustain a scoring drive in the CFP First Round win over Indiana.
- CJ Carr** was named as the starting quarterback for the Irish on August 19. A consensus four star recruit, Carr was named an All-American following his senior year of high school and was an All-American Bowl participant.
- Jeremiyah Love** enters the season as a preseason All-America First Team selection by Walter Camp, Sporting News, the Associated Press, *The Athletic*, ESPN, CBS Sports, Athlon Sports and Phil Steele. He set a Notre Dame record for most consecutive games with a touchdown to start a season with 13 last fall.
- Jadarian Price** comes into the 2025 season as a Doak Walker Award Preseason candidate after an impactful 2024 season. He had 746 yards on 120 carries to average 6.2 yards per rush with seven TDs.
- Love and Price** are both experienced on the kick return unit. Love has a career-long return of 21 yards, which he posted in the 2023 at Duke, while Price rattled off a 99-yard return at home against USC in the 2023 season.
- Faison and Pauling** are the top two options for the Irish in week one for punt returns. Faison had a career-long 43-yard kick return in the CFP First Round win at home over Indiana.
- James Rendell** placed 24 punts inside the 20-yard line and posted eight punts of 50+ yards with eight games with zero touchbacks in his first season with the Irish.
- Marcello Diomedede** has made four appearances in an Irish uniform and has a pair of PATs to his name. He added a kickoff a season ago for 55 yards.
- Noah Burnette** was on the 2024 Lou Groza Award Preseason Watch List while at North Carolina and has connected on 49 field goals and 138 PATs over his career.
- Erik Schmidt** was ranked as the No. 1 kicker in the nation by 247Sports Composite and was the No. 1 ranked punter in the country by Kohl's Kicking.



NOTRE DAME DEFENSE

Pos.	No.	Name	Ht.	Wt.	Class
VYP	5	Boubacar Traore	6-4	250	So.
	44	Junior Tuihalamaka	6-2	255	Sr.
or	12	Jordan Botelho	6-3	260	Sr.
DT	47	Jason Onye	6-5	302	Sr.
	97	Gabriel Rubio	6-5	321	Sr.
	42	Cole Mullins	6-5	275	Fr.
DT	41	Donovan Hinish	6-2	277	Jr.
	93	Jared Dawson	6-1	288	Sr.
	56	Elijah Hughes	6-3	300	Jr.
DE	95	Bryce Young	6-7	271	So.
	40	Joshua Burnham	6-4	260	Jr.
	10	Loghan Thomas	6-4	220	So.
WILL	3	Jaylen Sneed	6-2	230	Jr.
	4	Jaiden Ausberry	6-2	228	So.
	19	Madden Faraimo	6-2	235	Fr.
MIKE	34	Drayk Bowen	6-2	235	Jr.
	27	Kyngstonn Viliamu-Asa	6-3	230	So.
	19	Madden Faraimo	6-2	235	Fr.
NICKEL	0	DeVonta Smith	5-11	195	Sr.
	21	Karson Hobbs	6-1	189	So.
	13	Ben Minich	6-0	197	So.
CB	15	Leonard Moore	6-2	195	So.
	14	Dallas Golden	6-0	187	Fr.
	18	Chance Tucker	6-0	183	Sr.
BOUND	8	Adon Shuler	6-0	205	So.
	28	Luke Talich	6-4	210	Jr.
	22	Ethan Long	6-3	210	Fr.
FIELD	7	Jalen Stroman	6-1	201	Sr.
	9	Tae Johnson	6-2	192	Fr.
	22	Ethan Long	6-3	210	Fr.
CB	6	Christian Gray	6-0	190	Jr.
	24	Mark Zackery IV	5-11	175	Fr.
	20	Cree Thomas	6-1	189	Fr.

TWO-DEEP TIDBITS - DEFENSE

- Battle-tested and ready to dig deep in the trenches, the Irish defensive line boasts nine players with experience up front. Seniors **Jordan Botelho**, **Junior Tuihalamaka**, **Jason Onye**, **Jared Dawson** and **Gabriel Rubio** along with juniors **Joshua Burnham** and **Donovan Hinish** have all competed in at least 19 games over their careers. Sophomores **Boubacar Traore** and **Bryce Young**, meanwhile, both made an immediate impact in the 2024 season.
- Jordan Botelho** ranks in the top 20 all-time in career games played in an Irish uniform with 50 appearances. He leads all active Notre Dame players with 11.5 career sacks and 15.0 TFL.
- Junior Tuihalamaka** leads the active defensive unit with two fumble recoveries - the second of which set up a late second-quarter touchdown for the Irish in a 23-10 Sugar Bowl win over No. 2 Georgia. The 2024 season saw Tuihalamaka set new single-season highs for tackles (33), TFLs (5.5) and sacks (three).
- Jason Onye** has competed in 19 games for the Irish ahead of the 2025 season and has 26 career tackles with three blocked kicks and a pair of sacks.
- Jared Dawson** joins the Irish from Louisville, where he played in 38 games with 51 tackles and 13.5 TFL. Of his nine career sacks, four came in the 2024 season.
- Boubacar Traore** led all FBS freshman players in sacks prior to a season-ending injury in 2024. Traore posted five TFLs in five games with three sacks and a forced fumble last fall.
- Donovan Hinish** was named as a captain for the 2025 season. Last fall, Hinish tallied 35 tackles with 4.5 TFL, all of which were sacks.
- Bryce Young** totaled 23 tackles (14 solo) with 3.0 TFL, 1.5 sacks and two QB hurries in his first season with the Irish while also contributing to special teams. He ranked second in the nation (tied) in blocked kicks with three on the year (two blocked field goals and a blocked punt) in 2024.
- Jaylen Sneed** posted a career-best 51 tackles a season ago with 6.0 TFL and 2.5 sacks. He is fourth among active Irish players in career tackles after his breakout season a year ago.
- Drayk Bowen** is on the Chuck Bednarik Award Watch List, the Bronko Nagurski Trophy Watch List and the Butkus Award Watch List heading into the 2025 season. He was third on the team in tackles in 2024 and added 4.0 TFL, a sack and three forced fumbles.
- DeVonta Smith** joins the Irish after four seasons at Alabama. Smith registered 30 tackles a season ago with a forced fumble and five pass breakups.
- Leonard Moore** exploded onto the scene a season ago. He was named the 2024 FWAA Freshman Defensive Player of the Year and the College Football Network Freshman Cornerback of the Year. Named to the Preseason All-America First Team lists by Walter Camp, Sporting News, the Associated Press, *The Athletic*, ESPN, CBS Sports, Athlon Sports and Phil Steele for 2025, he is on the watch lists for the Bronko Nagurski Trophy, the Chuck Bednarik Award and the Paycom Jim Thorpe Award.
- Jalen Stroman** joins the Irish after four seasons at Virginia Tech. Stroman has 111 career tackles ahead of the 2025 season with 2.0 TFL and four pass breakups. He set a single-game high with 14 tackles in the 2023 season against Purdue.
- Adon Shuler** started every game for the Irish this season at safety in 2024 and posted three interceptions with 94 yards in returns. He was the only member of the 2024 Irish defense to record an interception, a fumble recovery and a forced fumble during the season. Shuler was also tied for second among Irish players a season ago for interceptions.
- Christian Gray** started 15 games in 2024, totaling 35 tackles, three interceptions (including a pick-six returned 99 yards), nine pass breakups, 2.5 TFL and a forced fumble.





ALPHABETICAL ROSTER/PRONUNCIATIONS

No.	Name	Pronunciation
75	Sullivan Absher	
60	Max Anderson	
58	Matty Augustine	August-een
4	Jaiden Ausberry	
84	Kevin Bauman	B-ow-man (like 'ow')
31	Taebron Bennie-Powell	Tay-bron
15	Jerome Bettis Jr.	
65	Will Black	
11	JaDon Blair	JAY-don
12	Jordan Botelho	Bo-TELL-ho
34	Drayk Bowen	Drake BOE-enn
48	Mickey Brown	
10	Tyler Buchner	Buck-ner
33	Christopher Burgess Jr.	BURR-jess
98	Noah Burnette	
40	Joshua Burnham	
17	Elijah Burress	
13	CJ Carr	
70	Ashton Craig	
93	Jared Dawson	
25	Dylan Devezin	DEV-eh-zen
48	Marcello Diomedede	Mar-chell-oh Dee-oh-med-ee
60	Davion Dixon	DAY-vee-on
49	Charles Du	
32	Isaiah Dunn	
6	Jordan Faison	Fay-zonn
19	Madden Faraimo	Fur-AIM-oh
0	Malachi Fields	
32	Justin Fisher	
87	Cooper Flanagan	
88	James Flanigan	
42	Henry Garrity	Gare (like stare)-itty
14	Micah Gilbert	
14	Dallas Golden	
6	Christian Gray	
1	Jaden Greathouse	
12	Blake Hebert	HE-bert
57	Cam Herron	hair-un
41	Donovan Hinish	HIGH-nish
21	Karson Hobbs	
52	Devan Houston	Dev-in Houston (like the city)
56	Elijah Hughes	
30	Dominik Hulak	HUE-lack
56	Charles Jagusah	Jog-you-saw
23	Nolan James Jr.	
33	Matt Jeffery	
9	Tae Johnson	Tay
77	Peter Jones	
36	Bodie Kahoun	Bow-dee Ka-hoon
43	Kahanu Kia	Ka-HA-new Kee-uh
45	Ko'o Kia	Koh-oh Kee-uh
54	Anthonie Knapp	Nap
49	Andrew Kros	Cross
76	Guerby Lambert	Gur-bee
85	Jack Larsen	
29	Brandon Logan	
22	Ethan Long	
4	Jeremiyah Love	
8	Kenny Minchey	Minn-shee
13	Ben Minich	Minn-ick
15	Leonard Moore	
88	Armel Mukam	Mook-um

NUMERICAL ROSTER

No.	Name	Pos.	Ht.	Wt.	Cl.	Hometown/High School
0	Malachi Fields	WR	6-4	222	Sr.	Charlottesville, VA/Monticello/Virginia
0	DeVonta Smith	CB	5-11	195	Sr.	Cincinnati, OH/La Salle/Alabama
1	Jaden Greathouse	WR	6-1	215	Jr.	Austin, TX/Westlake
2	Will Pauling	WR	5-10	190	Sr.	Chicago, IL/Homewood-Flossmoor/Wisconsin
3	Gi'Bran Payne	RB	5-10	205	Jr.	Cincinnati, OH/LaSalle
3	Jaylen Sneed	LB	6-2	230	Jr.	Hilton Head Island, SC/Hilton Head
4	Jaiden Ausberry	LB	6-2	228	So.	Baton Rouge, LA/University Lab
4	Jeremiyah Love	RB	6-0	214	Jr.	St. Louis, MO/Christian Brothers
5	Boubacar Traore	DL	6-4	250	So.	Boston, MA/Catholic Memorial
5	Cam Williams	WR	6-2	200	Fr.	Glen Ellyn, IL/Glenbard South
6	Christian Gray	CB	6-0	190	Jr.	St. Louis, MO/De Smet Jesuit
6	Jordan Faison	WR	5-10	185	Jr.	Fort Lauderdale, FL/Pine Crest
7	Jalen Stroman	S	6-1	201	Sr.	Bristow, VA/Patriot/Virginia Tech
7	Ty Washington	TE	6-4	248	Jr.	Leesburg, GA/Lee County/Arkansas
8	Kenny Minchey	QB	6-2	208	So.	Hendersonville, TN/Pope John Paul II
8	Adon Shuler	S	6-0	205	So.	Irvington, NJ/Irvington
9	Tae Johnson	S	6-2	192	Fr.	Fort Wayne, IN/North Side
9	Eli Raridon	TE	6-7	252	Sr.	Des Moines, IA/Valley
10	Tyler Buchner	QB	6-1	206	Sr.	San Diego, CA/The Bishop's School
10	Loghan Thomas	DL	6-4	220	So.	Katy, TX/Paetow
11	JaDon Blair	S	6-5	205	Fr.	Winston-Salem, NC/Mount Tabor
11	KK Smith	WR	6-0	176	So.	Frisco, TX/Reedy
12	Jordan Botelho	DL	6-3	260	Sr.	Honolulu, HI/Saint Louis
12	Blake Hebert	QB	6-3	225	Fr.	Boxford, MA/Brunswick School
13	CJ Carr	QB	6-3	210	Fr.	Saline, MI/Saline
13	Ben Minich	S	6-0	197	So.	West Chester, OH/Lakota West
14	Micah Gilbert	WR	6-2	204	Fr.	Charlotte, NC/Charlotte Christian
14	Dallas Golden	CB	6-0	187	Fr.	Tampa, FL/Berkeley Prep
15	Jerome Bettis Jr.	WR	6-1	207	Fr.	Atlanta, GA/Woodward Academy
15	Leonard Moore	CB	6-2	195	So.	Round Rock, TX/Round Rock
16	James Rendell	P	6-6	225	Sr.	Melbourne, Australia/Parkdale Secondary/RMIT
16	Anthony Rezac	QB	6-3	201	So.	Omaha, NE/Westside
17	Elijah Burress	WR	6-0	185	Fr.	Totowa, NJ/DePaul Catholic
17	Brenan Vernon	DL	6-6	305	So.	Mentor, OH/Mentor
18	Erik Schmidt	K	6-2	210	Fr.	Milwaukee, WI/Marquette University High
18	Chance Tucker	CB	6-0	183	Sr.	Encino, CA/Crespi Carmelite
19	Madden Faraimo	LB	6-2	235	Fr.	Oceanside, CA/JSerra Catholic
19	Logan Saldate	WR	6-0	189	Fr.	Gilroy, CA/Palma
20	Cree Thomas	CB	6-1	189	Fr.	Phoenix, AZ/Brophy College Preparatory
21	Karson Hobbs	CB	6-1	189	So.	Cincinnati, OH/Archbishop Moeller
21	Kedren Young	RB	5-11	240	Fr.	Lufkin, TX/Lufkin
22	Ethan Long	S	6-3	210	Fr.	Milford, CT/Brunswick School
22	Aneyas Williams	RB	5-10	205	So.	Hannibal, MO/Hannibal
23	Nolan James Jr.	RB	5-10	215	Fr.	Westwood, NJ/DePaul Catholic
24	Jadarian Price	RB	5-11	210	Jr.	Denison, TX/Denison
24	Mark Zackery IV	CB	5-11	175	Fr.	Indianapolis, IN/Ben Davis
25	Dylan Devezin	RB	6-2	216	Sr.	New Orleans, LA/St. Augustine
25	Preston Zinter	DL	6-2	240	So.	North Andover, MA/Central Catholic
26	Jake Tafelski	RB	6-0	206	Sr.	Dearborn, MI/Dearborn/Central Michigan
27	Kyngstonn Viliamu-Asa	LB	6-3	230	So.	Inland Empire, CA/St. John Bosco
28	Luke Talich	S	6-4	210	Jr.	Cody, WY/Cody
29	Brandon Logan	S	6-0	197	Fr.	Fort Wayne, IN/Snider
30	Dominik Hulak	DL	6-4	245	Fr.	Glendale Heights, IL/Immaculate Conception
31	Taebron Bennie-Powell	S	6-1	185	Fr.	Cincinnati, OH/Lakota West
31	Xavier Southall	WR	6-0	180	So.	Alexandria, VA/IMG Academy
32	Isaiah Dunn	CB	5-11	176	Sr.	Santa Fe Springs, CA/St. Paul
32	Justin Fisher	TE	6-3	233	Sr.	Mishawaka, IN/Mishawaka
33	Christopher Burgess Jr.	DL	6-4	275	Fr.	Chicago, IL/Simeon Career Academy
33	Matt Jeffery	WR	5-11	195	So.	Cheshire, CT/Cheshire
34	Drayk Bowen	LB	6-2	235	Jr.	St. John, IN/Andrean HS
35	Teddy Rezac	LB	6-3	220	Fr.	Omaha, NE/Westside
36	Bodie Kahoun	LB	6-2	230	Fr.	Roanoke, VA/Patrick Henry



ALPHABETICAL ROSTER/PRONUNCIATIONS

No.	Name	Pronunciation
42	Cole Mullins	
47	Jason Onye	Own-yay
90	Kobi Onyike	KOH-bee own-YOU-kay
64	Joe Otting	Ott (like otter)-ing
2	Will Pauling	
3	Gi'Bran Payne	Gih-bron (like LeBron)
38	Tommy Powlus	Paul-us
71	Styles Prescod	
24	Jadarian Price	Jah-DAR (like dart)-ee-an
9	Eli Raridon	RARE-i-dun
94	Joe Reiff	Reef
16	James Rendell	Ren-DELL
16	Anthony Rezac	Ree-zak
35	Teddy Rezac	Ree-zak
81	Scrap Richardson	
97	Gabriel Rubio	
46	Jerry Rullo	Rule-oh
39	Anthony Sacca	SACK-ah
19	Logan Saldate	Sal-dah-tay
82	Leo Scheidler	SHIDE-ler
18	Erik Schmidt	
74	Billy Schrauth	sh-ROUTH
59	Sean Sevellano Jr.	Sev-ill-ON-oh
8	Adon Shuler	Uh-donn
0	DeVonta Smith	Deh-VON-tay
11	KK Smith	
3	Jaylen Sneed	
31	Xavier Southall	Ex-avier
78	Owen Strebis	STREE-bis
7	Jalen Stroman	STROW-man (like 'row a boat')
1	Gordy Sulfsted	
26	Jake Tafelski	
28	Luke Talich	Taal (like tally)-ich
55	Chris Terek	Terr-ick
20	Cree Thomas	
10	Loghan Thomas	
5	Boubacar Traore	Boob-ah-car Tray-or-ree
18	Chance Tucker	
44	Junior Tuihalamaka	Tooe-y-ah-la-maka
17	Brenan Vernon	
27	Kyngstonn Viliamu-Asa	Vill-ee-ah-moo AH-sah
96	Joseph Vinci	Vin-see
59	Aamil Wagner	Ah-meal
7	Ty Washington	
86	Alex Whitman	
22	Aneayas Williams	Uh-nee-us
5	Cam Williams	
61	Robbie Wollan	Wool-an
95	Bryce Young	
21	Kedren Young	Key-dren
24	Mark Zackery IV	
25	Preston Zinter	

* - Super Senior

NUMERICAL ROSTER

No.	Name	Pos.	Ht.	Wt.	Cl.	Hometown/High School
38	Tommy Powlus	LB	6-0	215	So.	Granger, IN/Penn
39	Anthony Sacca	LB	6-3	240	Fr.	Delran, NJ/St. Joseph's Prep
40	Joshua Burnham	DL	6-4	260	Jr.	Traverse City, MI/Traverse City Central
41	Donovan Hinish	DL	6-2	277	Jr.	Pittsburgh, PA/Central Catholic
42	Henry Garrity	TE	6-3	227	Jr.	Bloomfield Hills, MI/Brother Rice
42	Cole Mullins	DL	6-5	275	Fr.	Hoschton, GA/Mill Creek
43	Kahanu Kia	LB	6-2	230	So.	Kaneohe, HI/Punahou
44	Junior Tuihalamaka	DL	6-2	255	Sr.	Granada Hills, CA/Bishop Alemany
45	Ko'o Kia	LB	6-2	220	Fr.	Kaneohe, HI/Punahou
46	Jerry Rullo	LB	6-0	225	Sr.	Havertown, PA/Penn Charter
47	Jason Onye	DL	6-5	302	Sr.	North Providence, RI/Bishop Hendricken
48	Mickey Brown	CB	5-9	177	Sr.	Southampton, NY/St. Anthony's
48	Marcello Diomede	K	6-1	195	Jr.	Glen Ellyn, IL/Glenbard West
49	Charles Du	CB	5-10	187	Sr.	Beijing, China/Robert Louis Stevenson (CA)
49	Andrew Kros	LS	6-4	225	Jr.	Louisville, KY/St. Xavier
52	Devan Houston	OL	6-4	307	So.	Mississauga, Ontario, Canada/St. James School
54	Anthonie Knapp	OL	6-4	300	So.	Roswell, GA/Roswell
55	Chris Terek	OL	6-6	322	So.	Glen Ellyn, IL/Glenbard West
56	Elijah Hughes	DL	6-3	300	Jr.	Arlington, VA/Washington-Liberty/USC
56	Charles Jagusah	OL	6-7	333	So.	Rock Island, IL/Alleman
57	Cam Herron	OL	6-2	285	Fr.	Indianapolis, IN/Warren Central
58	Matty Augustine	OL	6-7	310	Fr.	Greenwich, CT/Brunswick School
59	Sean Sevellano Jr.	DL	6-2	340	Fr.	Clearwater, FL/Clearwater Academy
59	Aamil Wagner	OL	6-6	300	Jr.	Yellow Springs, OH/Wayne
60	Max Anderson	OL	6-3	303	So.	St. Paul, MN/St. Thomas Academy
60	Davion Dixon	DL	6-2	324	Fr.	Miami, FL/Miami Palmetto
61	Robbie Wollan	OL	6-4	289	So.	St. Paul, MN/St. Thomas Academy
64	Joe Otting	OL	6-4	308	So.	Topeka, KS/Hayden
65	Will Black	OL	6-7	307	Fr.	London, Ontario, Canada/Choate Rosemary Hall (CT)
70	Ashton Craig	OL	6-5	310	Jr.	Lawrenceburg, IN/Lawrenceburg
71	Styles Prescod	OL	6-6	292	Fr.	Fishers, IN/Hamilton Southeastern
74	Billy Schrauth	OL	6-4	310	Jr.	Campbellsport, WI/St. Mary's Springs
75	Sullivan Absher	OL	6-8	327	So.	Belmont, NC/South Point
76	Guerby Lambert	OL	6-7	335	Fr.	Boston, MA/Catholic Memorial
77	Peter Jones	OL	6-5	312	Fr.	Coatesville, PA/Malvern Prep
78	Owen Strebis	OL	6-8	300	Fr.	Brookfield, WI/Waukesha Catholic Memorial
81	Scrap Richardson	WR	6-0	190	Fr.	Greenville, GA/Greenville
82	Leo Scheidler	WR	6-1	195	Sr.	Lake Forest, IL/Lake Forest
84	Kevin Bauman	TE	6-5	250	*Sr.	Middletown, NJ/Red Bank Catholic
85	Jack Larsen	TE	6-3	250	Fr.	Charlotte, NC/Charlotte Catholic
86	Alex Whitman	WR	6-3	199	Jr.	Highstown, NJ/The Peddie School
87	Cooper Flanagan	TE	6-6	255	Jr.	Pleasant Hill, CA/De La Salle
88	James Flanigan	TE	6-6	241	Fr.	Green Bay, WI/Notre Dame de la Baie Academy
88	Armel Mukam	DL	6-3	305	So.	La Prairie, Quebec, Canada/Woodberry Forest School
90	Kobi Onyike	DL	6-4	245	Sr.	Richmond, VA/Benedictine College Prep
91	Gordy Sulfsted	DL	6-5	260	Fr.	Cincinnati, OH/St. Xavier
93	Jared Dawson	DL	6-1	288	Sr.	Collierville, TN/Collierville/Louisville
94	Joe Reiff	DL	6-5	258	Fr.	Elmhurst, IL/York Community
95	Bryce Young	DL	6-7	271	So.	Charlotte, NC/Charlotte Christian
96	Joseph Vinci	LS	6-4	232	Fr.	Westwood, MA/Westwood
97	Gabriel Rubio	DL	6-5	321	Sr.	St. Louis, MO/Lutheran St. Charles
98	Noah Burnette	K	5-10	185	*Sr.	Raleigh, NC/Leesville Road/North Carolina

* - Super Senior



MARCUS FREEMAN

Dick Corbett Head Football Coach
15th Year Overall, Fifth At Notre Dame
Fourth Year as Head Coach (33-10)

THE FREEMAN FILE

Hometown	Huber Heights, OH
High School	Wayne High School
College	Ohio State (2007, B.S.; 2011, M.S.)
Wife	Joanna
Children	Vinny, Siena, Gino, Nico, Capri and Rocco

PLAYING EXPERIENCE

2004-08	Ohio State	Linebacker
2009	Chicago Bears	Linebacker
	Buffalo Bills	Linebacker
	Houston Texans	Linebacker

BOWLS PLAYED

2005	Ohio State (Alamo)
2006	Ohio State (Fiesta)
2007	Ohio State (BCS National Championship)
2008	Ohio State (BCS National Championship)

COACHING CAREER

2010	Ohio State	Graduate Assistant
2011-12	Kent State	Linebackers
2013-15	Purdue	Linebackers
2016	Purdue	Co-Defensive Coordinator/ Linebackers
2017-20	Cincinnati	Defensive Coordinator/ Linebackers
2021	Notre Dame	Bob Hinton Defensive Coordinator/Linebackers
2022-	Notre Dame	Dick Corbett Head Football Coach

POSTSEASON GAMES COACHED IN

2010	Ohio State (Sugar)
2012	Kent State (GoDaddy.com)
2018	Cincinnati (Military)
2019	Cincinnati (Birmingham)
2020	Cincinnati (Peach)
2021	Notre Dame (Fiesta)
2022	Notre Dame (Gator)
2023	Notre Dame (Sun)
2024	Notre Dame (vs Indiana - CFP First Round)
2025	Notre Dame (Sugar - CFP Quarterfinal)
2025	Notre Dame (Orange - CFP Semifinal)
2025	Notre Dame (CFP National Championship)

- Marcus Freeman, one of the rising young stars in the profession was named the 30th Dick Corbett Head Football Coach at the University of Notre Dame on Dec. 3, 2021. Under his guidance, the 2024 season saw the Irish post the most wins in a single season (14) as Freeman's team went 14-2.
- Under Freeman Notre Dame has seen major success in the NFL Draft and the 2025 edition was no different as six Irish were drafted: Benjamin Morrison, Tampa Bay Buccaneers (2nd RD, Pick 53), Watts, Atlanta Falcons (3rd RD, Pick 96), Kiser, Jacksonville Jaguars (4th RD, Pick 107), Rylie Mills, Seattle Seahawks (5th RD, Pick 142), Mitchell Evans, Carolina Panthers (5th RD, Pick 163), Riley Leonard, Indianapolis Colts (6th RD, Pick 189).
- The Irish took seven victories over ranked teams (No. 20 Texas A&M, No. 15 Louisville, No. 24 Navy, No. 18 Army, No. 10 Indiana, No. 2 Georgia, No. 6 Penn State) in the 2024 season - the most in a single season since 1989 (six) and the most ever in a season in program history.
- In the first year of the 12-team College Football Playoff, the Notre Dame hosted the first-ever playoff game on a college campus and took a 27-17 win over in-state foe Indiana.
- Xavier Watts was named as a consensus All-American while concluding his illustrious career, becoming the 17th player to be named as a two-time consensus All-American in program history.
- Freeman completed the 2023 regular season, his second full season in charge of the program, with a 10-3 mark and claimed ranked victories at No. 17 Duke and against No. 10 Southern Cal in Notre Dame Stadium.
- Notre Dame had two unanimous All-Americans in 2023 in offensive lineman Joe Alt and safety Xavier Watts, giving the Irish a pair of unanimous All-Americans for the first time since 1990.
- Watts took home the Bronko Nagurski Award, given to the top defensive player in college football, after leading the FBS in interceptions with seven. Defensive lineman Howard Cross III and running back Audric Estimé were also named All-Americans in 2023.
- The 2023 edition of the Fighting Irish ranked among the best in the country and in program history on both sides of the line of scrimmage. Notre Dame averaged 39.1 points-per-game in '23, which is the second-best season average in school history. The offense also averaged 7.0 yards-per-play which also ranks second in the program record books. The '23 defensive unit led the nation in pass efficiency defense, ranked second in red zone defense and was eighth in total defense.
- The 2023 defense featured Watts, who led the nation in interceptions. The offense featured All-American left tackle Joe Alt and running back Audric Estimé - whose 1,341 rushing yards in 2023 were the fifth-most in a single season for an Irish back.
- Freeman finished his first season in 2022 with a 9-4 mark, with wins over fifth-ranked Clemson, 16th-ranked BYU and 16th-ranked Syracuse; in addition to closing the season with a Gator Bowl win over 19th-ranked South Carolina.
- He joins Terry Brennan (1954) as just the second Irish head coach to claim four ranked wins in his first season on the Notre Dame sidelines.
- His 2022 Notre Dame team was led by consensus All-American Michael Mayer, who finished his junior season as the best tight end in school history. Additionally, consensus All-American defensive lineman Isaiah Foskey became the Notre Dame all-time leader in sacks. Four other Irish earned All-America honors in offensive linemen Joe Alt and Jarrett Patterson, long snapper Michael Vinson, cornerback Benjamin Morrison took home Freshman All-American honors.
- Mayer and Foskey were each tabbed in the second round of the 2023 NFL Draft by the Las Vegas Raiders and New Orleans Saints, respectively, while Patterson was drafted in the sixth round by the Houston Texans.
- The Irish special teams had a tremendous 2022 season as Notre Dame led the nation with seven blocked kicks, all punts, with Foskey getting his hands on two of them.
- In his first season with the Irish in 2021, while serving as the Bob Hinton Defensive Coordinator, Freeman led a

transformation on the defensive side of the ball that included a number of Top-20 national rankings.

- The Irish ranked seventh nationally in defensive touchdowns (4), 10th in turnovers gained (25) and third-down conversion percentage (.321), 12th in total sacks (41.0) and 15th nationally in interceptions (15) and scoring defense (19.7). The 41.0 team sacks tied the program record of 41, also set during the 1996 season.
- Under Freeman's guidance, Notre Dame safety Kyle Hamilton was named a consensus All-American in 2021 and went on to be the 14th overall selection in the 2022 NFL Draft.
- Freeman oversaw then-sophomore Isaiah Foskey's breakout season as a starter on the defensive line. Foskey tallied 11.0 sacks in 2021, third-most in program history for a single season.
- The depth of the Irish defense was on full display with Freeman serving as defensive coordinator, as 15 different players recorded a sack and 21 different players had a tackle-for-loss. The 15 interceptions are the most in a single season since 2014, when the Irish had 16. In November, the Irish had three-straight games without allowing a touchdown for the first time since 2012.
- Prior to coming to South Bend, Freeman spent the previous four seasons as the defensive coordinator at Cincinnati. During his time with the Bearcats, he was named the 2020 247Sports.com Defensive Coordinator of the Year and 2020 Broyles Award Finalist along with a nominee for the Broyles Award in 2019 and 2018.
- In 2020, the Bearcats (9-1) earned a bid to the Peach Bowl as the No. 8-ranked team in the nation and won the American Athletic Conference Championship, the program's first outright league title since 2009.
- Cincinnati's defense ranked in the Top-20 nationally in several categories for 2020-21, including being ranked 13th in total defense (324.6 yards per game) and eighth in scoring defense (16.8 points per game) among all FBS teams. In addition, the Bearcats were third in team passing efficiency defense (101.25), 14th in rushing defense (111.1 yards per game), 15th in red zone defense (0.735), 17th in fourth down defense (0.375 rate), 16th in team sacks (3.00 per game) and 10th in turnovers gained (21).
- Freeman coached the Bearcats to back-to-back 11-win seasons in 2018 and 2019, the 2019 American Athletic Conference East Division Championship and consecutive bowl-game wins in the 2018 Military Bowl and 2019 TicketSmarter Birmingham Bowl.
- The Bearcats finished atop the 2019 AAC ranks in scoring defense for the second-straight season and ranked among the league's top three in rushing and total defense. Cincinnati led the American in 2018 in rushing defense, scoring defense and total defense and ranked among the Top-15 in the NCAA FBS in all three categories.
- Joined the Bearcats staff after a four-year stint at Purdue. He coached linebackers all four seasons and served as the Boilermakers co-defensive coordinator in 2015.
- Prior to his time at Purdue, Freeman coached linebackers at Kent State from 2011-12, helping develop all-conference selections Luke Batton and C.J. Malaulu.
- Freeman started his coaching career as a graduate assistant coach at his alma mater, Ohio State, in 2010 and the Buckeyes went 12-1 with a Sugar Bowl victory.
- Freeman is just the third Notre Dame head coach to have been selected in the NFL Draft, and is the first since Ara Parseghian was drafted by the Pittsburgh Steelers in 1947. He is the 23rd Notre Dame head coach to have Division I playing experience and the first since Tyrone Willingham.
- During his playing career, Freeman was a four-year letterwinner for the Buckeyes from 2004 to 2008. He played under current Wisconsin head coach Luke Fickell and earned second team All-Big Ten honors in 2008 while helping lead Ohio State to four conference titles, three BCS bowls and two trips to the national title game during his career.
- He played in the 2009 Senior Bowl and was a fifth-round draft pick of the Chicago Bears, spending time with the Bears, Buffalo Bills and Houston Texans before a medical condition ended his playing career.



MARCUS FREEMAN EARLY SEASONS

Marcus Freeman became the first Notre Dame head football coach to post two 10-win seasons and amass at least 30 victories in two of his first three years after a 14-win campaign in 2024. Here is a look at where Freeman stands after his first three full seasons at Notre Dame, compared to those that came before him as head coach of the Fighting Irish:

NOTRE DAME HEAD COACHES FIRST THREE SEASONS

Coach	W	L	T	%	Pts	Opp Pts
Marcus Freeman	33	10	0	.767	1535	791
Dan Devine	28	7	0	.800	958	441
Brian Kelly	28	11	0	.718	1056	698
Lou Holtz	25	10	0	.714	1031	593
Ara Parseghian	25	3	2	.867	919	188
Frank Leahy	24	3	3	.850	713	232
Charlie Weis	22	15	0	.595	1040	947
Bob Davie	21	16	0	.568	967	854
Tyrone Willingham	21	16	0	.568	822	821
Jesse Harper	20	3	0	.870	784	131
Terry Brennan	19	11	0	.633	601	516
Elmer Layden	19	6	2	.741	379	187
Gerry Faust	18	15	1	.544	754	511
Hunk Anderson	16	9	2	.630	502	151
Joe Kuharich	12	18	0	.400	436	550

NOTRE DAME HEAD COACHES RANKED WINS IN FIRST THREE SEASONS

The Orange Bowl victory over Penn State was the 14th ranked win of the Marcus Freeman era at Notre Dame. No other head coach has had as many ranked victories in his first three years on the Irish sidelines.

Coach	W	L	T	%	Rkd Wins
Marcus Freeman	33	10	0	.767	14
Frank Leahy	24	3	3	.850	10
Lou Holtz	25	10	0	.714	8
Dan Devine	28	7	0	.800	7
Brian Kelly	28	11	0	.718	6
Tyrone Willingham	21	16	0	.568	6
Terry Brennan	19	11	0	.633	6
Gerry Faust	18	15	1	.544	5
Ara Parseghian	25	3	2	.867	4
Charlie Weis	22	15	0	.595	4
Bob Davie	21	16	0	.568	4
Joe Kuharich	12	18	0	.400	3
Elmer Layden	19	6	2	.741	1

MILESTONE WINS OF THE FREEMAN ERA

FIRST VICTORY - SEPTEMBER 17, 2022 vs CALIFORNIA - W, 24-17

The Irish defense recorded six sacks in the win, four of which came in the final quarter, as Notre Dame prevailed 24-17 over visiting California for the first win Dick Corbett Head Football Coach Marcus Freeman's tenure at the helm of the program. Audric Estimé ran for 76 yards and a touchdown on 18 carries, and Drew Pyne went 17-for-23 for 150 yards and two scores.




10TH VICTORY - AUGUST 26, 2023 vs NAVY (IN DUBLIN) - W, 42-3

Notre Dame rattled off 42 consecutive points on the way to a 42-3 rout of Navy in the 2023 Aer Lingus College Football Classic at Aviva Stadium in Dublin, Ireland. Sam Hartman completed 19-of-23 passes for 251 yards and four touchdowns. The Irish defense held the Midshipmen to just 169 total yards with only 43 of those coming through the air as Jack Kiser paced the defense with eight total tackles.



20TH VICTORY - AUGUST 31, 2024 at NO. 20 TEXAS A&M - W, 23-13

Notre Dame put the final 10 points on the scoreboard with a 21-yard rushing touchdown by Jeremiyah Love and a 46-yard field goal by Mitch Jeter to claim a 23-13 victory over the Aggies in the season opener of 2024. Jack Kiser (eight tackles) and Jordan Bothelho (six) led the stifling Irish defensive effort that also included interceptions from Xavier Watts and Adon Shuler as Notre Dame limited Texas A&M to just 100 yards passing.



30TH VICTORY - NOVEMBER 30, 2024 at SOUTHERN CAL - W, 49-35

The Irish outlasted Southern Cal 49-35 at the Los Angeles Memorial Coliseum to win their tenth-consecutive game of the season and ultimately secure a spot in the new 12-team College Football Playoff. Christian Gray returned an interception 99 yards for a touchdown, and Xavier Watts added a 100-yard interception return on the next drive by the Trojans to put the game away.

THE FREEMAN ERA

2021
Marcus Freeman coached the 2022 Fiesta Bowl, which is included in his career win/loss total.

Date	Rk.	Opponent	Result
1/122	5	Oklahoma State (Fiesta Bowl)	L, 35-37

2022 (9-4)			
Date	Rk.	Opponent	Result
9/3/22	5	at No. 2 Ohio State	L, 10-21
9/10/22	8	Marshall	L, 21-26
9/17/22		California	W, 24-17
9/24/22		at North Carolina	W, 45-32
10/8/22		No. 16 BYU	W, 28-20
10/15/22		Stanford	L, 14-16
10/22/22		UNLV	W, 44-21
10/29/22		at No. 16 Syracuse	W, 41-24
11/5/22		No. 5 Clemson	W, 35-14
11/12/22	20	Navy (Neutral site)	W, 35-32
11/19/22	18	Boston College	W, 44-0
11/26/22	13	at No. 5 Southern Cal	L, 27-38
12/30/22	19	No. 20 South Carolina (Gator Bowl)	W, 45-38

2023 (10-3)			
Date	Rk.	Opponent	Result
8/26/23	13	Navy (Neutral site - Dublin)	W, 42-3
9/2/23	13	Tennessee State	W, 56-3
9/9/23	10	at NC State	W, 45-24
9/16/23	9	Central Michigan	W, 41-17
9/23/23	9	No. 6 Ohio State	L, 14-17
9/30/23	11	at No. 17 Duke	W, 21-14
10/7/23	10	at No. 25 Louisville	L, 20-33
10/14/23	21	No. 10 Southern Cal	W, 48-20
10/28/23	14	Pittsburgh	W, 58-7
11/4/23	15	at Clemson	L, 23-31
11/18/23	19	Wake Forest	W, 45-7
11/25/23	18	at Stanford	W, 56-23
12/29/23	16	No. 19 Oregon State (Sun Bowl)	W, 40-8

2024 (14-2)			
Date	Rk.	Opponent	Result
8/31/24	7	at No. 20 Texas A&M	W, 23-13
9/7/24	5	Northern Illinois	L, 14-16
9/14/24	18	at Purdue	W, 66-7
9/21/24	17	Miami (OH)	W, 28-3
9/28/24	16	No. 15 Louisville	W, 31-24
10/12/24	11	Stanford	W, 49-7
10/19/24	12	at Georgia Tech	W, 31-13
10/26/24	12	at No. 24 Navy	W, 51-14
11/9/24	10	Florida State	W, 52-3
11/16/24	8	Virginia	W, 35-14
11/23/24	6	No. 18 Army	W, 49-14
11/30/24	5	at USC	W, 49-35
12/20/24	3	No. 9 Indiana	W, 27-17
1/2/25	3	No. 2 Georgia	W, 23-10
1/9/25	3	No. 5 Penn State	W, 27-24
1/20/25	3	No. 6 Ohio State	L, 23-34

Career Overview - Season-by-Season		
Season	Record	Wins Over Ranked Opponents
2021	0-1	0
2022	9-4	4
2023	10-3	3
2024	14-2	7
Totals	33-10	14

COACHING STAFF

OFFENSE



MIKE DENBROCK

Grand Valley State ('87)
Game Location - Field

John and Bobbie Arlotta Offensive Coordinator/Tight Ends
37th Year Overall | Second/12th Year At Notre Dame



JA'JUAN SEIDER

(Jay-wahn Cider)

West Virginia ('00)
Game Location - Field

Associate Head Coach/Running Backs
19th Year Overall | First At Notre Dame



MIKE BROWN

Liberty ('11)
Game Location - Field

Wide Receivers Coach
Seventh Year Overall | Second At Notre Dame



GINO GUIDUGLI

(Geeno Guh-Doo-Lee)

Cincinnati ('05)
Game Location - Box

Bob and Leslie Mohr Family Quarterbacks Coach/Pass Game Coordinator
15th Year Overall | Third At Notre Dame



JOE RUDOLPH

Wisconsin ('95)
Game Location - Field

Joe Moore Offensive Line Coach
21st Year Overall | Third At Notre Dame

DEFENSE/SPECIAL TEAMS



CHRIS ASH

Drake ('96)
Game Location - Field

Bob Hinton Defensive Coordinator
30th Year Overall | First Year At Notre Dame



MARTY BIAGI

(Bee-ah-Gee)

Marshall ('08)
Game Location - Field

Special Teams Coordinator/Assistant Defensive Backs Coach
18th Year Overall | Third At Notre Dame



MAX BULLOUGH

(Bulla)

Michigan State ('08)
Game Location - Field

Linebackers Coach
Second Year Overall | Second At Notre Dame



MIKE MICKENS

Cincinnati ('11)
Game Location - Field

Pat and Jana Eilers Defensive Backs Coach/Defensive Pass Game Coordinator
15th Year Overall | Sixth At Notre Dame



AL WASHINGTON

Boston College ('06)
Game Location - Field

Peter Schivarelli Defensive Line Coach/Defensive Run Game Coordinator
18th Year Overall | Fourth At Notre Dame

STAFF

COACHING STAFF - CONTINUED

TRENT MILES Senior Analyst, Offense
HARRIS BIVIN Senior Analyst, Offense
ANDY BUH Senior Analyst, Defense
CASEY McHUGH Senior Analyst, Defense
JESSE SCHMITT Senior Analyst, Special Teams
ROB DELANEY Analyst, Offense
KURT RAWLINGS Analyst, Offense
DOMINIC SPALDING Analyst, Offense
JEVAUGHN CODLIN Analyst, Defense
ZACK MAY Analyst, Defense
NICK SEBASTIAN Analyst, Defense
MICHAEL VINSON Fellow, Special Teams

STRENGTH & CONDITIONING

LOREN LANDOW Trematerra Family Director of Football Performance
RICHARD GUARASCIO Associate Director, Football Strength & Conditioning
FRED HALE Associate Director, Football Strength & Conditioning
TONY FUSCO Assistant Director, Football Strength & Conditioning
TRAVIS DUFFLE Assistant Director, Football Strength & Conditioning

SPORTS MEDICINE

ROB HUNT Assoc. Athletic Director, Athletic Training & Rehabilitation Services
MIKE BEAN Associate Athletic Trainer
COURTNEY McNAMARA MARTIN Associate Athletic Trainer, Physical Therapist
JOE ZIMMERMAN Assistant Athletic Trainer
MANDY MERRITT Senior Associate Athletic Trainer, Physical Therapist
DR. MATT LEISZLER Director of Sports Medicine, Team Physician
DR. CHRISTOPHER BALINT Team Physician
DR. BRIAN RATIGAN Team Physician
DR. JERRY HOFFERTH Team Chiropractor

SPORT ADMINISTRATOR

RON POWLUS Director of Football Technology

PERSONNEL STAFF

MIKE MARTIN General Manager
MATT JANSEN Director of Scouting
ANTHONY TREASH Director of Analytics
JOURDAN BLAKE Director of Player Personnel
CARTER AUMAN Director of Recruiting
BECCA SITES Director of Recruiting Operations
MYRON TAGOVALLOA-AMOSA Director of Recruiting Advancement
ARIELLA ELLIS Director of On-Campus Recruiting

PLAYER DEVELOPMENT

AMIR CARLISLE Kavanagh Family Director of Football Player Development

TEAM VIDEO

TIM COLLINS Director of Football Technology
BRENDAN McNAMARA Football Video Associate

EQUIPMENT

CHRIS BASCIC Director of Football Equipment
DAN GLYNN Assistant Football Equipment Manager

OPERATIONS

OLIVIA MITCHELL Assistant Athletics Director of Football Operations
LEXY ALBANO Assistant Director of Football Operations
RON POWLUS III Assistant Director of Football Operations
HANNAH MULLET Coordinator of Football Operations



2025 CAPTAINS

Six Irish student-athletes were selected as captains for the 2025 Notre Dame Football season: linebacker **Drayk Bowen**, defensive lineman **Donovan Hinish**, wide receiver **Will Pauling**, offensive lineman **Billy Schrauth**, safety **Adon Shuler** and offensive lineman **Aamil Wagner**. All are first-time captains at Notre Dame. Hinish, meanwhile, joins his brother Kurt as a season captain for the Irish. The Hinish brothers are the third pairing of brothers to earn the captain title in the history of Notre Dame football.

Brother Tandems as Notre Dame Captains

- Bob Golic (1978) and Mike Golic (1984)
- Zack Martin (2012 & 2013) and Nick Martin (2014 & 2015)
- Kurt Hinish (2021) and Donovan Hinish (2025)

TRANSFERS

Notre Dame welcomes eight transfers for the 2025 season:

- Senior wide receiver **Malachi Fields** (Virginia)
- Senior cornerback **DeVonta Smith** (Alabama)
- Senior wide receiver **Will Pauling** (Cincinnati/Wisconsin)
- Senior safety **Jalen Stroman** (Virginia Tech)
- Junior tight end **Ty Washington** (Arkansas)
- Junior defensive lineman **Elijah Hughes** (USC)
- Senior defensive lineman **Jared Dawson** (Louisville)
- Senior kicker **Noah Burnette** (North Carolina)

STAFF CHANGES

- Chris Ash was named as the Bob Hinton Defensive Coordinator on February 1, 2025, after previous defensive coordinator Al Golden accepted the same position with the Cincinnati Bengals.
- Ash enters his 30th season of coaching and has seen success throughout his career in multiple posts, including as a position coach, coordinator and head coach. He most recently served as a scout for the Jacksonville Jaguars.
- JaJuan Seider was announced as an associate head coach and running backs coach on February 18, 2025, after Deland McCullough accepted the running backs coach position with the Las Vegas Raiders.
- Seider joins the Irish entering his 19th season of collegiate coaching and beginning his 16th season coaching college running backs. He most recently the assistant head coach, co-offensive coordinator and running backs coach at Penn State.

NEW YEAR - SAME STANDARD

- With the dawn of the 2025 season on the horizon, the Irish look to continue to build on the storied tradition of the past while writing a new chapter in the history of Notre Dame football.
- The roadmap to the future is dotted with the landmarks of the past as the 2025 season presents new opportunities for a squad with a strong corps of returning leadership and young talent.
- A season ago, the Irish put the program's standard of excellence on display by rattling off a 13-game winning streak, winning the first-ever College Football Playoff game hosted on a university campus, taking victories in both the Sugar and Orange Bowls and earning a spot in the CFP National Championship contest.
- Notre Dame had the most ranked wins of any FBS team in the 2024 season with seven. Of teams that faced more than one ranked opponent last fall, Notre Dame owned the best record against ranked teams in the FBS, going 7-1.
- Head coach Marcus Freeman earned 14 wins over teams ranked in the Associated Press Top 25 over his three seasons at Notre Dame, which is the most of any Notre Dame coach in his first three seasons.
- Those 14 ranked wins over the past three seasons tied for the most of any FBS program (Georgia, 14), and are the most by any active third-year head coach at his program.
- Notre Dame was the first team ever to beat an AP-ranked opponent in 6 different months in the same season:
 - No. 20 Texas A&M in August
 - No. 15 Louisville in September
 - No. 24 Navy in October
 - No. 18 Army in November
 - No. 9 Indiana in December
 - No. 2 Georgia and No. 5 Penn State in January
- Notre Dame posted three-consecutive wins over AP Top 10 teams (No. 8 Indiana, No. 2 Georgia, No. 5 Penn State). It marked the program's most wins in consecutive games over Top 10 opponents since 1943, when the Irish topped No. 3 Navy, No. 3 Army, No. 8 Northwestern and No. 2 Iowa Pre-Flight in four-straight weeks.
- The Irish won four-straight bowl games (2023 Gator, 2024 Sun, 2025 Sugar, 2025 Orange), marking the longest bowl win streak in program history. The previous longs were three each (1992 Sugar, 1993 Cotton and 1994 Cotton; and the 1975 Orange, 1978 Cotton and 1979 Cotton).
- Notre Dame went on a 13-game win streak, tied for 10th-longest streak in program history. The Irish hold a 9-1 record against the past 10 AP-ranked opponents they have faced.

2025 PRESEASON AWARDS

Coming off of the winningest season in Notre Dame football history and returning a wealth of skill, several Irish players have garnered preseason All-America and national watch list recognition.

Drayk Bowen

- Athlon Sports Preseason All-America Third Team and Phil Steele Preseason All-America Fourth Team
- Bronko Nagurski Trophy, Butkus Award and Chuck Bednarik Watch Lists

Ashton Craig

- Rimington Award Watch List

Malachi Fields

- Phil Steele Preseason All-America Fourth Team
- Biletnikoff Award Watch List
- Senior Bowl Top 300

Jeremiyah Love

- Preseason All-America First Team by Walter Camp, Sporting News, the Associated Press, *The Athletic*, ESPN, CBS Sports, Athlon Sports and Phil Steele
- Maxwell Award Watch List, Walter Camp Player of the Year Watch List and a Doak Walker Award Preseason Candidate
- Senior Bowl Top 300

Leonard Moore

- Preseason All-America First Team by Walter Camp, Sporting News, the Associated Press, *The Athletic*, ESPN, CBS Sports, Athlon Sports and Phil Steele
- Bronko Nagurski Trophy, the Chuck Bednarik Award and the Paycom Jim Thorpe Award Watch Lists

Jadarion Price

- Doak Walker Award Preseason Candidate

Billy Schrauth

- Outland Trophy and Lombardi Trophy Watch Lists

Jalen Stroman

- Senior Bowl Top 300

Aamil Wagner

- Outland Trophy and Allstate Wuerffel Trophy Watch Lists
- Allstate AFCA Good Works Team Nominee
- Athlon Sports Preseason All-America

Aneyas Williams

- Doak Walker Award Preseason Candidate

A comprehensive list of current 2025 honors and awards can be found later in the game notes package.

2024 SEASON IN REVIEW

KEY MOMENTS OF THE REGULAR SEASON

SEASON-OPENING WIN AT TEXAS A&M

- The Irish opened the season in style with a 23-13 win at No. 20 Texas A&M. The defensive battle saw Notre Dame take a seven-point lead in the third quarter on a long run from RB Jadarian Price, but the home team fought back to tie the game early in the fourth quarter. The Irish then found their offense with two first down passes, then two first-down runs to melt the clock down into the game's final minutes. RB Jeremiah Love then burst through the right side for a 21-yard game-winning touchdown run.
- The Irish locked down the Aggie offense, allowing just 100 passing yards in the entire game. Notre Dame's 100 passing yards allowed were the least allowed by any team facing a Top-25 opponent that weekend.

HOME OPENER VS. NIU

- Notre Dame fell to Northern Illinois 16-14 at Notre Dame Stadium in Week Two. It was the seventh-consecutive sellout of Notre Dame stadium.

DOMINANT AT PURDUE

- The Irish responded in historic fashion one week later with a 66-7 hammering at in-state rival Purdue. Notre Dame retained the Shillelagh Trophy on the heels of Notre Dame's most points scored in a single game since 2019 (also 66 vs. New Mexico).
- The 66-7 victory marked the worst loss (59 points) in the history of Purdue football. Notre Dame improved to 60-26-2 against Purdue.

ALL GREEN IN RANKED WIN OVER LOUISVILLE

- The No. 16 Irish bested No. 15 Louisville 31-24 at home. The Irish earned the ninth ranked victory in the Marcus Freeman era by taking an early 21-7 lead, forcing three turnovers and holding off a late charge from the Cardinals.

STANFORD STIFLED

- The No. 11 Irish scored 49 unanswered points for the 49-7 win over Stanford. An hour-long weather delay paused the game at the end of the third quarter with a 42-7 lead for the Irish.

RIVALRY WIN OVER NAVY

- The Irish earned their third ranked win of the season with a 51-14 dominant performance over No. 24/24 Navy at MetLife Stadium.
- Marcus Freeman earned his 10th victory over an AP-ranked team, matching Frank Leahy's school-record for ranked wins in a Irish head coach's first three seasons.

ADDING ANOTHER RANKED WIN AGAINST ARMY

- Notre Dame rolled to its ninth-straight win, and fourth win the season over a ranked opponent, with a 49-14 victory over No. 18 Army. QB Riley Leonard commanded the offense to dominance, completing 10 of 13 passes for 148 yards and two touchdowns, also rushing for 30 yards on eight carries.

ROAD WIN AT USC TO CLINCH A PLAYOFF BERTH

- Notre Dame finished out an 11-1 regular season with a 49-35 win at USC, the tenth-straight win for the Irish.
- The victory was sealed for the Irish on two pick-sixes on back-to-back drives to close the game, as CB Christian Gray took a 99-yard interception for a score, and S Xavier Watts followed it up with a 100-yard pick-six on the very next USC drive.
- Not only was it the first time in the season that a team had two interception returns for 99 or more yards in a single game, but it marked the first time since at least 1996 that such a feat has occurred.
- Gray tied the Notre Dame record for longest interception return in program history (Luther Bradley, 1975 against Purdue), and Watts broke

the record with his 100-yard return.

COLLEGE FOOTBALL PLAYOFF

CFP FIRST ROUND - INDIANA

- Notre Dame opened the postseason with a dominant 27-17 win over 10-seed Indiana in front of a home crowd, the inaugural campus matchup of the CFP.
- RB Jeremiah Love stole the show with a 98-yard scoring jaunt on Notre Dame's second possession, tying the school record for longest rush, and setting a new College Football Playoff record for longest run in the history of the CFP (previously Ezekiel Elliott, 85 yards in 2015).
- Love totaled 108 rushing yards on the night, his fifth 100-yard rushing performance of the season, and he surpassed the 1,000-yard rushing mark for the season, the 21st time in Irish history that a player has reached the mark.
- With the score, Love also extended his streak of 13-consecutive games with a rushing touchdown.
- S Xavier Watts wreaked havoc, snagging another interception, the 13th of his career and sixth of the season, and leading the team in tackles with 10 (a career-high), including a shared TFL.
- WR Jordan Faison led Irish receivers with seven receptions for 89 yards, in addition to a 43-yard kickoff return.
- QB Riley Leonard completed 23 passes for 201 yards and a touchdown in addition to 11 carries for 30 yards and a rushing touchdown.
- With his rushing touchdown, Leonard broke the Notre Dame record for most rushing touchdowns in a single season by a quarterback with 15 (14, Brandon Wimbush, 2015).
- The game was the first matchup between teams from the same state in a BCS Championship Game or College Football Playoff game. The last time two 11+ win FBS teams from the same state faced off was on January 2, 1997, when 11-1 Florida defeated 11-0 Florida State in the Sugar Bowl.

CFP QUARTERFINAL AT THE ALLSTATE SUGAR BOWL

- The Irish rolled to a statement 23-10 victory over No. 2 Georgia to claim a spot in the CFP Semifinal game at the Capital One Orange Bowl.
- Notre Dame played in its program-record 14th game of the season against Georgia. Notre Dame had played 13 games in a season 18 times previous to the 2024 season. Notre Dame has never won 13 games in a season.



2024 SEASON IN REVIEW

- Notre Dame improved to 9-10-2 all-time against the AP No. 2 team and earned the program's first win over No. 2 since a 29-20 win over Miami in 1990 in Notre Dame Stadium.
- QB Riley Leonard was named the game's Offensive MVP, passing for 90 yards and a touchdown while rushing for another 80 yards
- Notre Dame's defensive effort was highlighted by herculean efforts from Adon Shuler (eight tackles), Xavier Watts (named the defensive player of the game with seven stops), Jack Kiser (six tackles, one sack) and Junior Tuihalamaka (four tackles, one sack).
- Jayden Harrison's 98-yard kick return to start the second half is the second-longest kick return in Sugar Bowl history, behind Andre Debose's 100-yard effort for Florida in 2013. He replaced Notre Dame's Al Hunter in second place, who returned a 93-yard kick against Alabama in the 1973 Sugar Bowl National Championship game.
- Harrison's return also set a Notre Dame postseason record for longest kickoff return, topping the previous high of 96, Armando Allen vs. Hawai'i ('08 Hawai'i Bowl), and ties for seventh all-time in long kick returns in Notre Dame records.
- On the day, Notre Dame posted three made field goals from 40+ yards; a kickoff return touchdown; 4.0 sacks; multiple takeaways; and no more than 10 points allowed. No other FBS team this century has done all of that in any single game.

- Notre Dame became the first team to ever post three sacks and three forced fumbles in a CFP game. The Irish accomplished the feat in the first half alone.
- Mitch Jeter set a new single-game CFP record with three kicks over 40 yards in the Sugar Bowl (44, 48, 47) - no other kicker has ever made three or more field goals of 40+ yards in a CFP game.

CFP SEMIFINAL AT THE CAPITAL ONE ORANGE BOWL


- Notre Dame punched its ticket to the national title game with a 27-24 win in the Capital One Orange Bowl over No. 5 Penn State.
- The Irish offense racked up 267 yards passing on the evening, its highest output in a game this season. WR Jaden Greathouse became the first Notre Dame receiver in the season to reach 100 yards receiving in a game, posting a career-high 105 yards on seven catches, with 98 yards coming in the second half to help lead Notre Dame to the victory.
- The Irish converted 11 of 17 third downs, while holding the Nittany Lions to just three of 11 third downs.
- With a two-yard touchdown run early in the fourth quarter, RB Jeremiyah Love recorded a rushing TD in 14 of 15 games of the season, the most games with a touchdown run in a single season in program history.
- With rushing touchdowns from both Love and QB Riley Leonard in the game, the pair each had a rushing TD in the same game 11 times during the

season, becoming the most by any FBS duo in any season in the last 25 years (surpassing Nevada's Colin Kaepernick and Vai Tava with 10 in 2010).

- K Mitch Jeter's 41-yard go-ahead field goal with 12 seconds remaining was the first successful go-ahead field goal in the fourth quarter in CFP history — kickers were 0-4 all-time in such situations in CFP games leading into the Orange Bowl.

CFP NATIONAL CHAMPIONSHIP GAME

- The Irish fell to Ohio State 34-23 in the national title game.
- Notre Dame's 18-play, 9:45 scoring drive to begin the game was the longest both for plays and time of possession in the history of the College Football Playoff by any competing team. It was also the longest of the season for the Irish.
- Riley Leonard rushed nine times for 31 yards on Notre Dame's game-opening drive, accounting for all five first downs (four rushing, one by passing) while also converting two fourth downs, one third down and posting his 17th rushing touchdown of the season.
- Those 17 rushing touchdowns extended his single-season record for a quarterback at Notre Dame, while tying him for third on the Irish list for career rushing touchdowns in an Irish uniform by a quarterback.
- Jeremiyah Love's two-point conversion in the third quarter pushed his season points scored total to 116, four points off Jerome Bettis' single-season school record of 120.





HISTORICAL NUMBERS

The Notre Dame defense and offense compiled statistics in 2024 that ranked among the best in the 136 seasons of Fighting Irish football.

2024 OFFENSIVE NUMBERS

Category	Stat	Rank	Notes
Total Yards	6385	1st	breaks 2015 record of 6063
Total TDs	76	1st	breaks 2023 record of 66
Points/Game	36.1	11th	55.6 in 1912 is the record
Points	578	1st	breaks 2023 record of 509
Yards Per Play	6.303	8th	stats available since 1967
Red Zone TD Percentage	71.6	3rd	
Red Zone Conversion	81.6	15th	stats available since 1998
Completion Percentage	66.5	3rd	stats available since 1939
Rush Yds/Att	5.66	2nd	since 1939
Rushing Yards	3215	5th	first 3000+ yd season since 2017
Rushing TDs	45	1st	breaks 1989 record of 42
Passing Yards	3170	14th	
Passing First Downs	150	9th	
Total First Downs	326	1st	breaks 2005 record of 314
Fourth-Down Conversions	73.3	2nd	22-of-30 - most total conversions

2024 SPECIAL TEAM/MISCELLANEOUS NUMBERS

Category	Stat	Rank	Notes
Red Zone Touchdowns	71.6	3rd	43-of-60 on red zone chances
PATs	73	1st	first 70+ PAT season
Defensive Kick Return Avg.	15.60	1st	breaks 2008 record of 16.47
Defensive Punt Return Avg.	4.15	4th	

2024 DEFENSIVE NUMBERS

Category	Stat	Rank	Notes
Sacks	38	t-3rd	stats since 1973
Passing Yards/Attempt	6.00	9th	
Completion Percentage	52.1	5th	
Yards Per Play	4.75	7th	stats since 1990
Total Yards/Game	307.4	6th	since 1990

PROGRAM RECORDS BROKEN IN 2024

TEAM SEASON RECORDS

Record	2024 Performance	Previous Record
Games Played	16	13 - 18 times, most recently 2023
Wins	14	12- four times, most recently 2018
Points Scored	578	509 - 2023
First Downs	326	314 - 2005
Rushing Touchdowns	45	42 - 1989
Total Yards	6,385	6,063 - 2015
Total Plays	1,013	954 - 2018

PAT Kicks	73	64 - 2023
Total Touchdowns	76	66 - 2023
Opponent Passing Yards Per Game (since 1990)	138.1	150.6 - 1996
Opponent Kick Return Average (since 1996)	15.6	16.47 - 2008

INDIVIDUAL SEASON RECORDS

Record	2024 Performance	Previous Record Holder
Quarterback Rushing Yards	906 - Riley Leonard	884 - Tony Rice (1989)
Quarterback Rushing Touchdowns	17 - Riley Leonard	14 - Brandon Wimbush (2017)
Total Offensive Attempts	587 - Riley Leonard	549 - Brady Quinn (2006)
Consecutive Games with a TD to Start a Season	13 - Jeremiah Love	10 - Autry Denson (1998)

GAMES PLAYED RECORD

- Jack Kiser took over the top spot in career games played in 2024 as he set the all-time program record for most games played at Notre Dame with 70.
- Jordan Botelho enters the season with 50 career games played for the Irish.
- Several of the 2025 offseason transfer student-athletes to Notre Dame have 35 or more games played prior to joining the Irish, led by Jared Dawson's 38 games at Louisville and Noah Burnette's 37 games with North Carolina.

NOTRE DAME CAREER GAMES PLAYED

1.	70	Jack Kiser	2019-24
2.	66	Howard Cross III	2019-24
3.	62	Houston Griffith	2018-22
	62	Rylie Mills	2019-24
5.	61	Josh Lugg	2018-22
	61	Kurt Hinish	2017-21
7.	59	DJ Brown	2019-2023
8.	56	Bo Bauer	2018-23
9.	55	Jayson Ademilola	2018-23
	55	Jonathan Doerer	2017-21
	55	TaRiq Bracy	2018-23
12.	53	Michael Vinson	2019-2023
13.	52	Daelin Hayes	2016-20
	52	Romeo Okwara	2012-15
	52	Drue Tranquill	2014-18
16.	51	Chris Brown	2012-15
	51	Matthias Farley	2011-15
	51	T.J. Jones	2010-13
19.	50	JD Bertrand	2019-2023
	50	Clarence Lewis	2020-2023
	50	Ben Koyack	2011-14
	50	Myron Tagovailoa-Amosa	2017-21
	50	Justin Ademilola	2018-23
	50	Jordan Botelho	2020-current
25.	49	Jarrett Patterson	2018-23



THE DEFENSE

LOCKING IT DOWN

- Notre Dame has a new face at the helm of the defense in Chris Ash, who was named as the Bob Hinton Defensive Coordinator for the Irish on February 1, 2025 after the departure of Al Golden.
- Ash inherits one of the best defensive units in all of the FBS. The 2024 Irish were first in pass efficiency defense (104.4), first in turnovers gained (33), first in defensive touchdowns (6), first in blocked kicks (6), second in fumbles recovered (14), second in blocked punts (3), fourth in passing yards allowed (169.4), fourth in scoring defense (15.5), fifth in passes intercepted (19) and 11th in total defense (307.4).
- In 2024, Notre Dame led the nation in turnovers gained (33). The Irish earned 151 points off of turnovers during the season, compared to their opponents' 44 (+107 point differential).
- Notre Dame held seven opponents to 125 or fewer passing yards last fall, the most instances among all FBS program in the 2024 regular season.
- Notre Dame held opponents to 250 or fewer yards of offense in six games during the regular season, tied for the second-most in FBS in the regular season.
- The 2024 Irish held 12 opponents to 17 or fewer points, and just two opponents scored more than 30 points. That is the best run for an Irish defense since 2012 when Notre Dame held 10 opponents under 16 points and just one opponent (Alabama in the BCS title game) reached 30 points.
- Nine Irish defensive players made their first-career starts in 2024.
- Notre Dame put together a six-game run of opponents scoring 14 points or fewer: 49-14 vs. Army, 35-14 vs. Virginia, 52-3 vs. Florida State, 51-14 at No. 24 Navy, 31-13 at Georgia Tech and 49-7 vs. Stanford. It is the best run since 2012 (six games): 30-13 at Oklahoma, 17-14 vs. BYU, 20-13 vs. Stanford, 41-3 vs. Miami, 13-6 vs. Michigan, 20-3 at Michigan State.
- Since 1996, Notre Dame has held opponents to 100 yards or less passing 47 times. That mark included five games of the 2024 season - 100 at Texas A&M, 87 vs. Stanford, 88 at Navy, 88 vs. Florida State and 26 vs. Army.
- Notre Dame returns 13 players on defense with starting experience in 2024 in addition to three transfer students with starting experience. The 13 returning players for the Irish have 107 career starts combined while the three newcomers have combined for more than 20 career games started.
- The first four Notre Dame players selected in

the 2025 NFL Draft all came from the defensive side of the ball. Cornerback Benjamin Morrison (second round), safety Xavier Watts (third round), linebacker Jack Kiser (fourth round) and defensive lineman Rylie Mills (fifth round) headlined the Irish draft class. It marked the first time since the 1975 NFL Draft that the first four Notre Dame draftees were defensive players.

- Howard Cross III and Jordan Clark both signed as undrafted free agents with NFL clubs. RJ Oben and Max Hurlman earned minicamp invitations, and Hurlman later signed as an undrafted free agent.
- A key core of leaders who learned from that draft class return to the defense at each positional group in 2025.

DEFENSIVE LINE

- Battle-tested and ready to dig deep in the trenches, the Irish defensive line boasts nine players with experience up front. Seniors **Jordan Botelho**, **Junior Tuihalamaka**, **Jason Onye**, **Jared Dawson** and **Gabriel Rubio** along with juniors **Joshua Burnham** and **Donovan Hinish** have all competed in at least 19 games over their careers. Sophomores **Boubacar Traore** and **Bryce Young**, meanwhile, both made an immediate impact in the 2024 season.
- Botelho** ranks in the top 20 all-time in career games played in an Irish uniform with 50 appearances. He leads all active Notre Dame players with 11.5 career sacks and 15.0 TFL.
- Tuihalamaka** leads the active defensive unit with two fumble recoveries - the second of which set up a late second-quarter touchdown for the Irish in a 23-10 Sugar Bowl win over No. 2 Georgia. The 2024 season saw Tuihalamaka set new single-season highs for tackles (33), TFLs (5.5) and sacks (three).
- Dawson** is poised to make an immediate impact for the Irish. The senior transfer from Louisville has 13.5 career TFL with nine sacks. He had four sacks and 6.5 TFLs in ten games last season.
- Traore** is ready to pick up where he left off a season ago. Prior to a season-ending injury in 2024, he led all FBS freshman players in sacks (three) and sacks per game (0.75) after Week Four.
- Young** brings additional size and speed to the defensive line. The sophomore totaled 23 tackles (14 solo) with 3.0 TFL, 1.5 sacks and two QB hurries in his first season with the Irish while also contributing to special teams. He ranked second in the nation (tied) in blocked kicks with three on the year (two blocked field goals and a

DEFENSE
ACTIVE CAREER LEADERS

Tackles

111*	Jalen Stroman
92	Drayk Bowen
77	Jordan Botelho
72	Jaylen Sneed
65	Adon Shuler
61	Jaiden Ausberry
53	Gabriel Rubio
51*	Jared Dawson
49	Joshua Burnham
49	Junior Tuihalamaka
48	Leonard Moore
46	Christian Gray

Tackles for Loss

15.0	Jordan Botelho
13.5*	Jared Dawson
11.0	Joshua Burnham
7.5	Jaylen Sneed
6.5	Jaiden Ausberry
6.5	Gabriel Rubio
6.0	Boubacar Traore
5.5	Donovan Hinish
5.5	Junior Tuihalamaka
4.5	Drayk Bowen

Sacks (min. 3.0)

11.5	Jordan Botelho
9.0*	Jared Dawson
5.5	Donovan Hinish
4.0	Boubacar Traore
3.5	Jaylen Sneed
3.0	Joshua Burnham
3.0	Junior Tuihalamaka

Interceptions

4	Christian Gray
3	Adon Shuler
2	Leonard Moore
1	Luke Talich
1	Boubacar Traore
1	Junior Tuihalamaka
1	Kyngstonn Viliamu-Asa

Forced Fumbles

4	Drayk Bowen
3	Jaylen Sneed
2	Jaiden Ausberry
2*	Jared Dawson
2	Leonard Moore
2*	Jalen Stroman
2	Boubacar Traore
1	Joshua Burnham
1	Christian Gray
1	Gabriel Rubio
1	Adon Shuler
1*	DeVonta Smith
1	Luke Talich

Fumble Recoveries

2	Junior Tuihalamaka
1	Joshua Burnham
1	Adon Shuler
1	Jaylen Sneed
1	Kyngstonn Viliamu-Asa

Pick-Six

1	Christian Gray
1	Adon Shuler
1	Luke Talich
1	Boubacar Traore

Scoop-and-Score

1	Jaylen Sneed
---	--------------

* transfer student-athlete includes stats from previous institution(s)



THE DEFENSE

blocked punt) in 2024.

LINEBACKERS

- The legacy of the Notre Dame linebacker room is well-poised to continue to grow in 2025 with contributions from juniors **Drayk Bowen** and **Jaylen Sneed** and sophomores **Jaiden Ausberry** and **Kyngstonn Viliamu-Asa**. True freshman **Madden Faraimo**, meanwhile, will be a player to watch for the Irish this season.

DRAYK WILL MAKE YOU PAY

- Drayk Bowen** ranked third on the team in tackles in 2024, totaling 78 (40 solo), with 4.0 TFL, a sack, three forced fumbles, two QB hurries and two passes broken up.
- He split the team lead in tackles in the National Championship, totaling eight (seven solo). He also forced a fumble, giving the Irish possession in the fourth quarter.
- Bowen is on the Chuck Bednarik Award Watch List, the Bronko Nagurski Trophy Watch List and the Butkus Award Watch List heading into the 2025 season.

FEEL THE NEED FOR SNEED

- Jaylen Sneed** posted a career-best 51 tackles a season ago with 6.0 TFL and 2.5 sacks. He is fourth among active Irish players in career tackles after his breakout season a year ago.
- Sneed registered the first scoop-and-score of his career with a fumble recovery in the endzone in a 51-14 victory over No. 24 Navy last October.
- Sneed is on the Butkus Award Watch List ahead of the 2025 season.

AUSPICIOUS AUSBERRY

- Jaiden Ausberry** was third in total tackles among linebackers on the team a season ago with 58 and added 6.5 TFL, two fumble recoveries and a pass breakup.
- He had a key fumble recovery with 2:37 on the clock in the first quarter to halt a drive by No. 2 Georgia during the 23-10 victory over the Bulldogs in the Sugar Bowl.

KYNGSTONN BRINGS THE BOOM

- Kyngstonn Viliamu-Asa** registered 37 tackles over 14 games as a true freshman in 2024. He was the only Irish linebacker to record a sack,

an interception and a fumble recovery during the season.

- Viliamu-Asa was on the 2024 watch lists for both the Shaun Alexander Freshman of the Year Award and the Polynesian College Football Player of the Year Award.

SECONDARY

- The defense has a key core of returning heavy-hitters joined by new names who aim to make an impact at safety, corner, and nickel in 2025. Sophomore **Adon Shuler** along with senior transfer **Jalen Stroman** provide key leadership at safety for the Irish while junior **Luke Talich** and freshman **Tae Johnson** provide talent and depth.
- Junior **Christian Gray** and sophomore **Leonard Moore** set the standard for the Irish at cornerback. True freshmen **Dallas Golden** and **Mark Zackery IV** are ready to make their names known much like Moore did a season ago in his first year with the Irish.
- Senior transfer **DeVonta Smith** and fellow Ohio native sophomore **Karson Hobbs** are set to complement the Irish secondary as options at nickel for the defense in 2025.

SHULER SHUTTING IT DOWN

- Adon Shuler** started every game for the Irish this season at safety in 2024 and posted three interceptions with 94 yards in returns, including a pick-six to seal the 31-13 victory at Georgia Tech.
- Shuler was named to *The Athletic* Freshman All-America First Team.
- He was the only member of the 2024 Irish defense to record an interception, a fumble recovery and a forced fumble during the season. He added a blocked kick and had five pass breakups.
- Shuler led the team in tackles with eight in the 23-10 quarterfinal win over Georgia. He posted a pass breakup while his play of the day came as he forced a Georgia fumble at Notre Dame's 10-yard line to give Notre Dame possession near the end of the first quarter and save a possible score.
- In the 35-14 win over Virginia, Shuler snagged his third interception of the season and returned it 46 yards to the Virginia two-yard line, setting Notre Dame up for a touchdown on the next play.

STROMAN STRENGTH

DEFENSE NOTRE DAME RECORDS

Tackles - Season

187	Bob Crable	1979
167	Bob Crable	1981
160	Steve Heimkreiter	1978
154	Bob Crable	1980
152	Bob Golic	1978

Tackles For Loss - Season

28	Ross Browner	1976
19	Justin Tuck	2003
19	Mike Gann	1984
19	Jim Stock	1974
18	Anthony Weaver	2001
18	Ross Browner	1977

Tackles For Loss - Season

61	Ross Browner	1973, 1975-77
44.5	Kory Minor	1995-98
43	Justin Tuck	2002-04
42	Anthony Weaver	1998-2001
40	Victor Abiamiri	2003-06
40	Walt Patulski	1969-71

Sacks* - Season

14.5	Ross Browner	1976
13.5	Justin Tuck	2003
12.0	Stephon Tuitt	2012
12.0	Ross Browner	1977
11.0	Isaiah Foskey	2022 & 2021
11.0	Frank Stams	1988

Interceptions - Season

10	Mike Townsend	1972
9	Tom MacDonald	1962
8	Todd Lyght	1989
8	Tony Carey	1964
8	Angelo Bertelli	1942

Forced Fumbles - Season

6	Isaiah Foskey	2021
4	Tony Furjanic	1983
3	30 players tied	
	Most recent - Gilman, Kareem, Ogundeji	2019

Fumble Recoveries - Season

7	Cedric Figaro	1986
5	Steve Lawrence	1985
5	Jim Browner	1977
5	Jim Musuraca	1971
5	Mike Gann	1984
5	Dave Flood	1952
5	Don Penza	1953

Pick-Sixes - Season

2	Jack Kiser	2021
2	Julian Love	2017
2	Tom Zbikowski	2005
2	Shane Walton	2002
2	Allen Rossum	1995
2	Dave Waymer	1979
2	Bobby Leopold	1977
2	Randy Harrison	1974
2	Tom Schoen	1966

The NCAA did not accept quarterback sacks as an official statistic until 2000. Recent game play-by-play research has allowed the Notre Dame Football Record Book to expand its sack records to include all defensive players from 1973 through the current season.

THE DEFENSE

- **Jalen Stroman** joins the Irish defense with 111 career tackles in just 36 games during his time at Virginia Tech. Stroman was injured in the Hokies' season-opener in 2024 and is at full strength ahead of 2025.
- Stroman posted single-season highs in his junior year at Virginia Tech with 55 total tackles, two TFLs and a single-game high with 14 tackles against Purdue.

READY FOR MOORE


- **Leonard Moore** exploded onto the scene a season ago. He was named the 2024 FWAA Freshman Defensive Player of the Year and the College Football Network Freshman Cornerback of the Year, as well as being named to the Freshman All-America teams for FWAA, ESPN, *The Athletic* (First Team), Pro Football Focus, the College Football Network and the 24/7Sports True Freshman All-America Team.
- Moore continues to add to his growing list of accolades as he has been named to the Preseason All-America First Team lists by Walter Camp, Sporting News, the Associated Press, *The Athletic*, ESPN, CBS Sports, Athlon Sports and Phil Steele.
- He is on the watch lists for the Bronko Nagurski Trophy, the Chuck Bednarik Award and the Paycom Jim Thorpe Award.
- Moore totaled 48 tackles, including 2.0 TFL, 11 pass breakups, two forced fumbles and a QB hurry in his first season with the Irish.
- Ranked as the top cornerback ahead of the 2025 season by Pro Football Focus, his 11 pass breakups led the Irish squad in 2024 and he allowed just 16 catches across 42 targets a season ago.
- Moore made a statement in the 23-10 Quarterfinal win over Georgia, totaling five tackles, two pass breakups and a TFL.
- In the 27-17 CFP First Round win over Indiana, Moore allowed just one catch for a 39.6 opposing passer rating, according to Pro Football Focus.
- Moore recorded five pass breakups in the 49-35 victory at USC, tied for the second-most pass breakups in a single game by any FBS player this season, and the only freshman in the country to achieve the feat in 2024.
- In the 35-14 win over Virginia, Moore snagged an interception which led to an Irish touchdown drive, adding a quarterback hurry and three tackles.
- In his third-career start in the 51-14 win at

No. 24 Navy, Moore snagged his first-career interception on fourth down to cement an Irish victory.

- Moore shone in his second-career start, leading the Irish secondary with seven tackles and being the key playmaker on the defining drive of the 31-13 win at Georgia Tech as he posted a TFL (-16 yards) and two pass breakups. Earlier in the contest, he had a pair of stops on third and fourth down to force Georgia Tech into a turnover on downs to preserve an Irish lead at the half. He led the team with seven tackles in the win.
- Moore made a statement in his first-career start in Notre Dame's 31-24 win over No. 15 Louisville. He led the entire defense with seven tackles (six solo), forcing a fumble to return possession to the Irish and leading to a Notre Dame touchdown to take the lead.

GAME-CHANGING GRAY-TNESS


- **Christian Gray** started 15 games in 2024, totaling 35 tackles, three interceptions (including a pick-six returned 99 yards), nine pass breakups, 2.5 TFL and a forced fumble.
- Gray's pick in the fourth quarter of the Orange Bowl vs. Penn State gave Notre Dame possession to then kick a game-winning field goal, becoming one of the defining moments of the Notre Dame season through the playoffs.
- Gray helped seal the 49-35 win at USC with a pick six, as pick-sixes on two-consecutive USC drives closed the game. Gray took a 99-yard interception for a score, and S Xavier Watts followed it up with a 100-yard pick-six on the very next USC drive.
- Against Miami (OH), he had a pass breakup in the first quarter, allowing the Irish to intercept the pass. Later in the contest, he recorded his first interception of the season to set up a scoring drive in the third quarter.
- Gray was tied with Adon Shuler for second on the squad in 2024 for the team lead in interceptions with three.
- Gray leads all returning players for the Irish in 2025 in career interceptions with four.
- He finished the season third on the team in total pass breakups (9), trailing only All-American teammates Leonard Moore (11) and Xavier Watts (10).



ADON SHULER



LEONARD MOORE



CHRISTIAN GRAY



THE OFFENSE

READY TO ROCK

- Offensive coordinator Mike Denbrock, a 2023 Broyles Award Finalist, proved why he has been a key to several successful offenses. Under Denbrock's guidance, the Irish offense grew into a dominant unit through the course of the season in 2024. Nationally, Notre Dame ranked fifth in turnover margin (1.13), eighth in fourth-down success rate (0.733), ninth in first downs (326), 10th in scoring offense (36.1), 13th in completion percentage (0.665), and 19th in rushing offense (200.9).
- Notre Dame outscored opponents by an average of 20.63 points per game in 2024.
- Notre Dame's rushing offense ranked No. 4 among the Power 4 in yards per carry (5.66), ranking No. 7 among all FBS teams. The Irish ranked No. 6 among Power 4 teams in rushing offense (210.8).
- With 45 rushing touchdowns, the Irish led all Power 4 teams and ranked third among all FBS programs in rushing touchdowns a season ago.
- Notre Dame's rushing offense was a force in 2024, combining headline running backs Jeremiah Love and Jadarian Price, third-down freshman back Aneyas Williams, and versatile quarterback Riley Leonard.
- Four Notre Dame players posted a rush of 50 or more yards in the 2024 regular season (Love, Price, Williams and Leonard), tied for the most among all FBS teams.
- Quarterback Riley Leonard and tight end Mitchell Evans were both selected in the 2025 NFL Draft, which paves the way for new starters at both positions this fall.

OFFENSIVE LINE

- After being named as Joe Moore Award Semifinalists for the second consecutive season, the storied tradition of offensive line play looks poised to continue to be among the nation's best in 2025. Juniors **Ashton Craig**, **Aamil Wagner** and **Billy Schrauth** along with sophomore **Anthonie Knapp** were all key contributors to the offensive success a year ago. Sophomore **Sullivan Absher** and freshman **Guerby Lambert** will provide options to round out the line, and sophomore **Charles Jagusah** continues to work to return from injury.
- Craig**, **Wagner** and **Schrauth** have all drawn attention from national award committees ahead of the 2025 campaign. Craig was named to the Rimington Trophy Watch List, which honors the most outstanding center in Division I college football. Wagner and Schrauth were both named to the Outland Trophy Watch List, which recognizes commitment to community service and leadership off the field.

- Schrauth** also got the nod for the Lombardi Award Watch List, which honors the nation's outstanding lineman who best epitomize the values of leadership, courage, performance and discipline on and off the field.
- Wagner** has been selected to the Allstate Wuerffel Trophy Watch List, which recognizes college football players from across the Football Bowl Subdivision who exemplify community service, academic excellence and athletic achievement. He is also a nominee for the 2025 Allstate AFCA Good Works Team.

QUARTERBACKS

- Freshman **CJ Carr** was named as the starter for the season opener on August 19. **Carr** and sophomore **Kenny Minchey** both have the tools to contribute to as quarterbacks for the Irish.
- Carr** made his debut in an Irish uniform in a decisive Irish win over Purdue in 2024.
- A consensus four star recruit, Carr was named an All-American following his senior year of high school and was an All-American Bowl participant.

RUNNING BACKS

- The Irish return what is arguably the best one-two punch in the backfield with juniors **Jeremiah Love** and **Jadarian Price**. The duo was among the top in all of FBS a season ago as the pair both averaged over 6.0 yards per carry. Notre Dame was one of just two teams with two players in the Top 25 (Love ninth, Price 24th) in 2024, and the Irish were the only team with two running backs in the Top 25.
- The running back room depth continues with sophomore **Aneyas Williams**, who proved to be one of the best third-down threats both rushing and receiving, junior **Gi'Bran Payne** and freshman **Nolan James Jr.**

LOVE IS A MANY-SPLENDORED THING

- Coming off of a huge sophomore campaign, **Jeremiah Love** enters the season as a preseason All-America First Team selection by Walter Camp, Sporting News, the Associated Press, *The Athletic*, ESPN, CBS Sports, Athlon Sports and Phil Steele.
- Love has also earned a spot on the Maxwell Award Watch List, Walter Camp Player of the Year Watch List and Doak Walker Award Preseason List.
- The St. Louis, Missouri product ran for 1,125 yards and averaged 6.9 yards per carry in 2024 with 17 rushing touchdowns. He added 237 receiving yards with two touchdowns to amass 1,362 total yards and 19 touchdowns.
- Ranked as the top running back ahead of the 2025 season by Pro Football Focus, he was

OFFENSE ACTIVE CAREER LEADERS

1,510	Rushing Yards
1,018	Jeremiah Love
483	Jadarian Price
219	Tyler Buchner
173	Aneyas Williams
116	Gi'Bran Payne
	Kedren Young#

18	Rushing Touchdowns
10	Jeremiah Love
2	Jadarian Price
2	Gi'Bran Payne
1	Aneyas Williams
1	Jake Tafelski
	Kedren Young#

129*	Receptions
129*	Malachi Fields
60	Will Pauling
49	Jaden Greathouse
36	Jordan Faison
16	Jeremiah Love
	Eli Raridon

1,849*	Receiving Yards
1,372*	Malachi Fields
857	Will Pauling
678	Jaden Greathouse
314	Jordan Faison
141	Jeremiah Love
	Eli Raridon

11*	Receiving Touchdowns
9	Malachi Fields
9*	Jaden Greathouse
5	Will Pauling
4*	Jordan Faison
3	Ty Washington
3	Cooper Flanagan
3	Jeremiah Love
2	Eli Raridon
1	Gi'Bran Payne
	Jadarian Price

* transfer student-athlete includes stats from previous institution(s)



THE OFFENSE

rated as the second-most valuable running back in college football in 2024 by PFF and had a 38 percent forced missed tackle rate.

- Love set the Notre Dame record for most consecutive games with a rushing touchdown and most consecutive games to start a season with a touchdown with 13. That mark surpassed Wayne Bullock's mark of 11 consecutive games with a rushing touchdown, which spanned from 1973-74 while also breaking Autry Denson's record of 10-straight games to open a season with a rushing TD set in 1998.
- Love was the only FBS player to score a rushing TD in every regular season game in the 2024 season.
- Love powered for his 17th rushing touchdown of the season, a two-yard battle in which he broke multiple tackles, in the 27-24 Semifinal win over Penn State in the Orange Bowl.
- With a tone-setting 98-yard scoring run on Notre Dame's second possession in the 27-17 CFP First Round win over Indiana, he tied the school record for the longest rush and set a new CFP record for the longest run in the history of the College Football Playoff (which was previously an 85-yard run by Ezekiel Elliott in 2015).
- Love totaled 108 rushing yards on the night, his fifth 100-yard rushing performance of the season, and reached the 1,000-yard rushing mark for the season.
- He had a big role in the 49-35 victory at USC, rushing 13 times for 99 yards and a touchdown, also catching three passes for 38 yards. He broke the Notre Dame record for consecutive games with a rushing touchdown (12), a record that had stood since 1974. He extended his record of consecutive games with a rushing touchdown to open the season (also 12).
- Love put together one of the most complete games of his career with a three-touchdown, 136-all purpose yard performance in the 49-14 win over No. 18 Army.
- It was only the third time in the 2024 season a Power 4 running back has posted 130 rushing yards on fewer than 10 carries in a single game (Xavier Brown, Virginia; Dawson Pendergrass, Baylor).
- Love posted seven carries for 130 yards and two touchdowns (including a 68-yard long), while reeling in a six-yard pass and hurdling a defender for a receiving score. It marked Love's second-consecutive 100+-yard rushing game, and fourth such game of the season.
- His receiving touchdown was his second of the season, grabbing a short pass and speeding towards the end zone, hurdling a defender to put the Irish up by two touchdowns in the first quarter. In the second quarter, he broke into the end zone on a 12-yard rush to put Notre Dame up 21-7.
- Then, on Notre Dame's first play of the third quarter, Love broke off a 68-yard touchdown jaunt to give Notre Dame a 35-7 lead.
- Love put together a monster performance in the 35-14 win over Virginia, posting 16 carries for 137 yards and two touchdowns, including a 76-yard breakaway run for a score. The 137 total yards, and the 76-yard long, were both career-highs for Love. It marked his third-career 100-yard game.
- He scored the first touchdown of the day on a four-yard rush, ending Notre Dame's first drive. Midway through the third quarter, after a four-yard rush for a first down, Love broke through the middle for a 76-yard rush to put Notre Dame up 35-0. The rush was good for third-longest rush by an FBS player that weekend.
- Love was the only player that weekend to total both 137 rushing yards or more and two or more rushing touchdowns against a Power 4 opponent.
- Love notched his second-career 100-yard rushing game in Notre Dame's statement 51-14 win over No. 24 Navy. He totaled 12 carries for 102 yards and two touchdowns, his first-career game with multiple rushing touchdowns, including a 64-yard scoring run. He also played a role in the pass game, snagging a reception, and led the Irish in all-purpose yards on the day.
- Love notched his first-career 100-yard rushing game in the win, the largest win by a team over Purdue in Purdue's history. Love totaled 109 rushing yards and a touchdown, adding 18 yards in the air. His 127 all-purpose yards led all players in the game.
- Love sealed the 23-13 victory for No. 7 Notre Dame at No. 20 Texas A&M with a 21-yard rushing TD in the final minutes of the game. Love led all rushers at Kyle Field with 91 yards on 14 carries, averaging 6.5 yards per carry and had the go-ahead TD.

THE PRICE IS RIGHT

- **Jadarian Price** comes into the 2025 season as a Doak Walker Award Preseason candidate after an impactful 2024 season.
- He had 746 yards on 120 carries to average 6.2 yards per rush with seven TDs.
- Price had a career-high 111 yards on 12 carries with a touchdown in a win at Southern Cal.
- Earlier in the 2024 season, he posted his first multi-touchdown game of his career with a pair of TDs on 10 carries in a victory over No. 18 Army.

WHERE THERE'S A WILL, THERE'S A WAY

- **Aneyas Williams** joins teammates Jeremiyah Love and Jadarian Price as a 2025 Doak Walker Award Preseason candidate for the upcoming season.

OFFENSE NOTRE DAME RECORDS

Rushing Yards - Season

1,437	Vagas Ferguson	1979
1,430	Josh Adams	2017
1,394	Allen Pinkett	1983
1,343	Reggie Brooks	1992
1,341	Audric Estimé	2023

Rushing Attempts - Season

301	Vagas Ferguson	1979
275	Allen Pinkett	1984
264	Autry Denson	1997
261	Ryan Grant	2002
255	Darius Walker	2006
255	Allen Pinkett	1985

Rushing Yards Per Game - Season

130.6	Vagas Ferguson	1979
126.7	Allen Pinkett	1983
122.1	Reggie Brooks	1992
117.4	Phil Carter	1980
111.8	Audric Estimé	2023

Rushing Touchdowns - Season

18	Audric Estimé	2023
17	Riley Leonard	2024
17	Jeremiyah Love	2024
17	Allen Pinkett	1984
17	Vagas Ferguson	1979

Receiving Yards - Season

1,496	Golden Tate	2009
1,258	Will Fuller	2015
1,249	Jeff Samardzija	2005
1,149	Maurice Stovall	2005
1,147	Michael Floyd	2011

Receptions - Season

100	Michael Floyd	2011
93	Golden Tate	2009
79	Michael Floyd	2010
78	Jeff Samardzija	2006
77	Jeff Samardzija	2005
77	Tome Gatewood	1970

Receiving Yards Per Game - Season

124.7	Golden Tate	2009
123.1	Jim Seymour	1966
113.6	Michael Floyd	2009
112.3	Tom Gatewood	1970
104.1	Jeff Samardzija	2005

Touchdown Receptions - Season

15	Will Fuller	2015
15	Golden Tate	2009
15	Rhema McKnight	2006
15	Jeff Samardzija	2005
14	Will Fuller	2014

Passing Yards - Season

3,919	Brady Quinn	2005
3,722	Jimmy Clausen	2009
3,445	Everett Golson	2014
3,426	Brady Quinn	2006
3,257	Tommy Rees	2013

Passing Yards Per Game - Season

326.6	Brady Quinn	2005
310.2	Jimmy Clausen	2009
265.0	Everett Golson	2014
263.5	Brady Quinn	2006
250.5	Tommy Rees	2013

Touchdown Passes - Season

37	Brady Quinn	2006
34	Ian Book	2019
32	Brady Quinn	2005
29	Everett Golson	2014
28	Jimmy Clausen	2009



THE OFFENSE

- A dual threat both running and receiving for the Irish in his freshman season, Williams complements the Notre Dame running back room.
- He was a key part of the team's Orange Bowl victory over No. 6 Penn State in the CFP Semifinal a season ago with five receptions for 66 yards and two carries for 17 yards.
- Williams had a pair of third-down conversions in the CFP First Round in the home victory over No. 10 Indiana.

TIGHT ENDS

- The moniker of "Tight End U" is warranted for the Notre Dame football program as each starting TE for the Irish since 2004 has gone on to make an NFL roster.
- Senior **Eli Raridon** saw playing time in each of the team's 16 games a year ago. Junior **Cooper Flanagan** is on pace to return from an injury while junior transfer **Ty Washington** and freshman **Jack Larsen** give the Irish several options at tight end.
- Raridon** competed in all 16 games of the 2024 season for the Irish and pulled in a pair of TD receptions on the season (Stanford, USC). The senior also proved to be a sure-handed target on third downs for the Irish a season ago, including a catch to sustain a scoring drive in the CFP First Round win over Indiana.

WIDE RECEIVERS

- The wide receiver room is led by a quartet of players with a wealth of playing experience. Senior transfers **Malachi Fields** and **Will Pauling** each join the Notre Dame sideline in 2025 with more than 120 career receptions and 1,000 career receiving yards apiece. **Jaden Greathouse** and **Jordan Faison**, meanwhile, both were key contributors to an Irish run in the CFP postseason run a year ago.
- Freshman **Micah Gilbert** and sophomore **KK Smith** have made added to the arsenal of receivers throughout fall camp and will be in the mix for the Irish in 2025.

FIELDS OF GOLD

- Joining the Irish roster in 2025 after four seasons at Virginia, **Malachi Fields** has established himself as one of the best wide outs in college football and was named to the 2025 Biletnikoff Award Watch List.
- A 2025 Phil Steele Preseason All-America Fourth Team selection, Fields enters the season with 129 career receptions for 1,849 yards and 11 touchdowns.
- He is coming off of back-to-back seasons with

800+ receiving yards at Virginia and averages over 14.0 yards per catch over his career to-date.

- Fields is riding a 27-game streak of consecutive games with a reception ahead of the 2025 campaign, which puts him in the top 10 of active players in all of FBS.

WILL POWER

- Will Pauling** is also new to the Irish roster in 2025 after two seasons at both Cincinnati and Wisconsin.
- With more than 30 games under his belt, Pauling has amassed 129 receptions for 1,372 yards and nine touchdowns in his career.

GREAT HOUSEHOLD NAME

- Jaden Greathouse** would not be denied as he turned in a career performance in the national title game, recording six receptions for 128 receiving yards and two touchdowns.
- Greathouse made a major statement in the 27-24 Semifinal win over Penn State in the Orange Bowl, hauling in seven receptions for 105 yards and a touchdown. His touchdown was a 54 yard jaunt on which he shook two defenders and tied the game.
- He led Irish receivers in the 52-3 victory over Florida State, catching five passes for 66 yards. Greathouse was responsible for three of his Notre Dame's five third-down conversions.
- Greathouse became the first Irish player since Javon McKinley in 2020 to have consecutive games with 100+ receiving yards.

THE FAISON IMPACT ON ALL PHASES

- Jordan Faison** has continued to make big plays for the Irish in receiving, punt coverage and kick returns.
- Faison led Irish receivers in the CFP First Round win over Indiana (27-17) with seven receptions for 89 yards and added a 43-yard kickoff return.
- Faison was named the Burlsworth Trophy Walk-On of the Week for his impact on offense and on special teams in the 31-24 win over No. 15 Louisville. Faison started at wide receiver and hauled in two passes for 17 yards, including one for a first down. On special teams, Faison rushed the punter on a high snap, knocking the ball out of reach and allowing for a Notre Dame recovery at the Louisville four-yard line. It led to a Notre Dame touchdown on the following play.

OFFENSE NOTRE DAME RECORDS

Rushing Yards - Season		
1,437	Vagas Ferguson	1979
1,430	Josh Adams	2017
1,394	Allen Pinkett	1983
1,343	Reggie Brooks	1992
1,341	Audric Estimé	2023
Rushing Attempts - Season		
301	Vagas Ferguson	1979
275	Allen Pinkett	1984
264	Autry Denson	1997
261	Ryan Grant	2002
255	Darius Walker	2006
255	Allen Pinkett	1985
Rushing Yards Per Game - Season		
130.6	Vagas Ferguson	1979
126.7	Allen Pinkett	1983
122.1	Reggie Brooks	1992
117.4	Phil Carter	1980
111.8	Audric Estimé	2023
Rushing Touchdowns - Season		
18	Audric Estimé	2023
17	Riley Leonard	2024
17	Jeremiyah Love	2024
17	Allen Pinkett	1984
17	Vagas Ferguson	1979
Receiving Yards - Season		
1,496	Golden Tate	2009
1,258	Will Fuller	2015
1,249	Jeff Samardzija	2005
1,149	Maurice Stovall	2005
1,147	Michael Floyd	2011
Receptions - Season		
100	Michael Floyd	2011
93	Golden Tate	2009
79	Michael Floyd	2010
78	Jeff Samardzija	2006
77	Jeff Samardzija	2005
77	Tome Gatewood	1970
Receiving Yards Per Game - Season		
124.7	Golden Tate	2009
123.1	Jim Seymour	1966
113.6	Michael Floyd	2009
112.3	Tom Gatewood	1970
104.1	Jeff Samardzija	2005
Touchdown Receptions - Season		
15	Will Fuller	2015
15	Golden Tate	2009
15	Rhema McKnight	2006
15	Jeff Samardzija	2005
14	Will Fuller	2014
Passing Yards - Season		
3,919	Brady Quinn	2005
3,722	Jimmy Clausen	2009
3,445	Everett Golson	2014
3,426	Brady Quinn	2006
3,257	Tommy Rees	2013
Passing Yards Per Game - Season		
326.6	Brady Quinn	2005
310.2	Jimmy Clausen	2009
265.0	Everett Golson	2014
263.5	Brady Quinn	2006
250.5	Tommy Rees	2013
Touchdown Passes - Season		
37	Brady Quinn	2006
34	Ian Book	2019
32	Brady Quinn	2005
29	Everett Golson	2014
28	Jimmy Clausen	2009



SPECIAL TEAMS

CREATING CHAOS

- Special teams coordinator Marty Biagi enters his third season with the Irish and continues to dial up the production and execution of all facets of special teams.
- For the second-consecutive year under Biagi, the Irish did not allow a punt to be blocked on the kicking side.
- The 2024 squad ranked first nationally (tied) in blocked kicks (6), second in blocked punts (3), and fifth in kickoff return defense (15.61).
- The Irish allowed just 4.15 yards per punt return a season ago to rank 15th among all FBS programs.
- The 2024 Irish set a new program record for defensive kick return average (15.6) and had the fourth-best defensive punt return average (4.15) in program history.

KICKERS/PUNTERS

- Senior **James Rendell** and junior **Marcello Diomedes** return for the Irish in 2025 while senior transfer **Noah Burnette** and freshman **Erik Schmidt** round out the kicking/punting responsibilities.
- Rendell** served as the punter for the Irish a season ago. An Australian Football League player turned American football player, Rendell had 50 punts for 2,091 yards to average 48.1 yards per punt.
- He placed 24 punts inside the 20-yard line and posted eight punts of 50+ yards with eight games with zero touchbacks.
- Diomedes** has made four appearances in an Irish uniform and has a pair of PATs to his name. He added a kickoff a season ago for 55 yards.
- Burnette** was named to the 2024 Lou Groza Award Preseason Watch List while competing as the kicker at North Carolina. He was a Lou Groza Star of the Week and ACC Specialist of the Week after connecting on all four FG attempts – including a 52-yard game-winning FG – against Minnesota.
- Burnette has connected on 49 field goals and 138 PATs over his career. He also has taken 63 kickoffs for 3,917 yards to average 62.2 yards per kickoff.
- He was named as a Second-Team All-ACC selection at the conclusion of the 2023 season.
- Schmidt** was ranked as the No. 1 kicker in the nation by 247Sports Composite and was the No. 1 ranked punter in the country by Kohl's Kicking.

KICK COVERAGE

- Last season, the Irish wreaked havoc on punt and kick coverage, and **Bryce Young** led the way. Then a true freshman, he ranked second in the nation (tied) in blocked kicks with three on the year (two blocked field goals and a blocked punt). He was one of three players in the nation with three or more blocked kicks, and the only freshman. The other two were seniors.
- Adon Shuler**, **Jason Onye** and **Preston Zinter** each added a blocked kick in the 2024 season as the Irish notched six blocked kicks a year ago.
- Luke Talich** added a highlight reel-worthy tackle in coverage on punt coverage. The junior had an immediate hit for a tackle and a return of zero yards by Penn State in the third quarter of the Orange Bowl.

KICK/PUNT RETURN

- Jordan Faison**, **Jeremiyah Love** and **Aneyas Williams** all reported for duty on the kickoff return line for the Irish in 2024. Faison registered a 43-yard kickoff return on a reverse in the Irish victory over Indiana in the College Football Playoff First Round.
- Love and Williams each posted a fair catch on the kickoff return line.
- Jadarian Price** will add to the versatility of the return unit on kickoffs. Price had a 99-yard kick return against USC for a touchdown in the 2023 season.
- Jaden Greathouse** joined Faison, Love and Williams as an option on punt return in 2024. Greathouse accounted for the most yardage (nine yards) among returning players for the 2025 season after the departure of Max Hurlleman.



SPECIAL TEAMS NOTRE DAME RECORDS

Longest Successful Field Goal

54	Spencer Shrader at Louisville	10-7-23
54	Spencer Shrader at NC State	9-9-23
53	Spencer Shrader at Louisville	10-7-23
53	Kyle Brindza vs Arizona State	10-5-13
53	Dave Reeve vs Pittsburgh	9-11-76

Field Goals Made - Season

23 (of 31)	Kyle Brindza	2012
21 (of 28)	John Carney	1986
20 (of 26)	Kyle Brindza	2013
19 (of 22)	Mike Johnston	1982
18 (of 19)	David Ruffer	2010
18 (of 23)	Harry Oliver	1980

Extra Points Made - Season

61 (of 62)	Spencer Shrader	2023
57 (of 57)	Jonathan Doerer	2019
55 (of 55)	Justin Yoon	2017
54 (of 54)	Mitch Jeter	2024
52 (of 53)	Jonathan Doerer	2021
52 (of 54)	D.J. Fitzpatrick	2005

Longest Punt

79	Hunter Smith at Arizona State	10-10-98
77	Craig Hentrich vs Colorado (Orange Bowl)	1-1-91
75	Jon Sot at Ohio State	9-3-22
75	Blair Kiel at Michigan State	10-2-82
72	Jay Bramblett vs Wisconsin (Soldier Field)	9-25-21
71	Tyler Newsome vs Michigan State	9-17-16

Punt Average - Season

45.4	Geoffrey Price	2006
45.1	Bryce McFerson	2023
44.9	Craig Hentrich	1990
44.7	Tyler Newsome	2018
44.6	Craig Hentrich	1989

Punt Return Yards - Season

459	Nick Rassas	1965
447	Tom Schoen	1967
405	Frank Carideo	1929
401	Tim Brown	1987
392	Joey Getherall	2000

Punt Return Touchdowns - Season

3	Allen Rossum	1996
3	Tim Brown	1987
3	Nick Rassas	1965
2	Tom Zbikowski	2005
2	Joey Getherall	2000
2	Ricky Watters	1988

Kick Return Yards - Season

915	George Atkinson III	2011
849	Theo Riddick	2009
780	George Atkinson III	2013
761	Amir Carlisle	2014
725	C.J. Sanders	2016

Kick Return Touchdowns - Season

2	C.J. Sanders	2016
2	George Atkinson III	2011
2	Allen Rossum	1997
2	Raghib Ismail	1989
2	Raghib Ismail	1988
2	Tim Brown	1986
2	Nick Eddy	1966
2	John Lattner	1953
2	Paul Castner	1922

OPPONENT NOTES - MIAMI

- Sunday will mark the 28th meeting between Notre Dame and Miami (FL). The series stands with a 18-8-1 Notre Dame record.
- Notre Dame is 6-7-1 when playing at Miami.
- The two sides last met in the 2017 season when the No. 7 Hurricanes took a 41-8 decision in a battle of top ten programs.
- The two sides have met just four times since 1990 as the Irish hold a 3-1 record over that span with wins in the 2010 Sun Bowl (33-17), the 2012 Shamrock Series Game at Soldier Field (41-3) and at Notre Dame Stadium in 2016 (30-27).
- Notre Dame is 220-84-3 against ACC teams and has gone 90-42-3 in away games.
- In their last apperance at Hard Rock Stadium, the Irish earned a 27-24 win over Penn State on January 9, 2025 in the Orange Bowl to advance to the College Football Playoff National Championship game.

MIAMI (FLORIDA) (18-8-1)

H: 9-1-0; A: 6-7-1; N: 3-0-0

Site	Year	Rank	Result	ND	Opp
Away	1955	5-15	W	14	0
Away	1960		L	21	28
Away	1965	6-	T	0	0
Away	1967	6-	W	24	22
Away	1971	7-	W	17	0
Home	1972	10-	W	20	17
Away	1973	5-	W	44	0
Home	1974	7-	W	38	7
Away	1975		W	32	9
Home	1976	13-	W	40	27
Away	1977	5-	W	48	10
Home	1978	19-	W	20	0
Mirage Bowl, Tokyo	1979		W	40	15
Home	1980	7-13	W	32	14
Away	1981	-9	L	15	37
Home	1982	10-17	W	16	14

Away	1983	13-	L	0	20
Home	1984	17-14	L	13	31
Away	1985	-4	L	7	58
Away	1987	10-2	L	0	24
Home	1988	4-1	W	31	30
Away	1989	1-7	L	10	27
Home	1990	6-2	W	29	20
2010 Sun Bowl, Sun Bowl Stadium, El Paso, TX	2010		W	33	17
Shamrock Series, Soldier Field, Chicago, IL	2012	9-	W*	41	3
Home	2016		W	30	27
Away	2017	3-7	L	8	41



FROM THE ARCHIVES

Josh Adams (33) scores a 41-yard rushing touchdown against Miami in a 30-27 victory at Notre Dame Stadium on October 29, 2016. The score tied the game 27-27 with under six minutes in the fourth quarter, and Justin Yoon kicked a 23-yard field goal with 30 seconds remaining to propel the Irish to the win.

SOUTH FLORIDA CONNECTIONS

- Associate head coach/running backs coach Ja'Juan Seider hails from Belle Glade, Florida, which is located 80 miles northwest of Miami.
- Jordan Faison (Fort Lauderdale) and Davion Dixon (Homestead) both hail from the greater Miami metropolitan area.
- Dallas Golden (Tampa) and Sean Sevillano Jr. (Clearwater) also call the Sunshine State home.
- CJ Carr's grandfather Tom Curtis was a member of the 1972 Super Bowl Champion Miami Dolphins .

STATISTICAL COMPARISON

NATIONAL STATISTICAL RANKINGS (FROM 2024)

	ND	MIAMI (FL)
Rushing Offense	19th (200.9)	31st (188.9)
Passing Offense	101st (198.1)	3rd (348.2)
Total Offense	55th (399.1)	1st (537.2)
Scoring Offense	10th (36.1)	1st (43.9)
Rushing Defense	49th (138.1)	19th (112.8)
Passing Defense	4th (169.4)	57th (214.4)
Total Defense	11th (307.4)	27th (327.2)
Scoring Defense	4th (15.5)	70th (25.3)
Net Punting	37th (41.16)	68th (38.76)
Punt Returns	104th (5.55)	72nd (7.53)
Kickoff Returns	23rd (23.65)	32nd (22.36)
Turnover Margin	5th (1.13)	52nd (0.15)
Time of Possession	65th (30:10)	8th (32:43)

NOTRE DAME VS. ACC OPPONENTS

Boston College	18-9-0
California	5-0-0
Clemson	3-5-0
Duke	6-2-0
Florida State	6-6-0
Georgia Tech	31-6-1
Louisville	3-2-0
Miami (FL)	18-8-1
NC State	2-2-0
North Carolina	21-2-0
Pittsburgh	51-21-1
SMU	10-3-0
Stanford	24-14-0
Syracuse	8-3-0
Virginia	5-0-0
Virginia Tech	3-1-0
Wake Forest	6-0-0
Totals.....	220-84-3

NOTRE DAME OPPOSING TEAM HOME FIELD ATTENDANCE RECORDS

Opponent	Stadium	Att. Record	Date	ND Rank	Opp Rank	Outcome
Georgia	Sanford Stadium	93,246	9/21/2019	7	3	L, 17-23
Temple	Lincoln Financial Field	69,280	10/31/2015	9	21	W, 24-20
Michigan	Michigan Stadium	115,109	9/7/2013	14	17	L, 30-41
Air Force	Falcon Stadium	56,409	10/19/2002	7	18	W, 21-14
BYU	LaVell Edwards Stadium	66,247	10/16/1993	3		W, 45-20
Michigan State	Spartan Stadium	80,401	9/22/1990	1	24	W, 20-19
Northwestern	Ryan Field	55,752	10/27/1962		3	L, 6-35
Southern Cal	L.A. Memorial Coliseum	105,236	12/6/1947	1	3	W, 38-7

Sorted by date.

NOTRE DAME ATTENDANCE RECORDS - NEUTRAL SITES

Opponent	Stadium	Att.	Date	ND Rank	Opp Rank	Outcome
Oregon State	Sun Bowl Stadium*	48,223	12/29/2023	15	21	W, 40-8
Navy	Aviva Stadium (Dublin, Ireland)	49,000	8/26/2023	13		W, 42-3
BYU	Allegiant Stadium	62,742	10/8/2022		16	W, 28-20
Boston College	Fenway Park	38,686	11/21/2015	5		W, 19-16
Syracuse	MetLife Stadium	76,802	9/27/2014	8		W, 31-15
Alabama	Hard Rock Stadium	80,120	1/7/2013	1	2	L, 14-42
Miami	Sun Bowl Stadium	54,021	12/31/2010			W, 33-17
Army	Yankee Stadium	54,251	11/20/2010			W, 27-3
Oregon State	Chase Field (Insight Bowl)	45,917	12/8/2004			L, 21-38
Army	Shea Stadium	61,000	10/9/1965	7		W, 17-0
Southern Cal	Soldier Field	120,000	11/26/1927			W, 7-6

*Sun Bowl Stadium was reconfigured in 2021 and the capacity crowd number dropped from Notre Dame's appearance in 2010.

NOTRE DAME ATTENDANCE NOTES

- Since Notre Dame began to establish its national brand in the 1920s, the Fighting Irish have been a sure-fire ticket selling game where ever their football schedule takes the team. Notre Dame owns attendance records at eight opponent home venues across the country.
- The Irish also own nine attendance records at active neutral site venues, which includes Allegiant Stadium, Soldier Field, Hard Rock Stadium, Aviva Stadium in Dublin, Ireland and Sun Bowl Stadium.

EYES ON THE IRISH

Notre Dame regularly ranks among the top-15 most-viewed games on linear broadcast. In 2024, the 23-13 win at No. 20 Texas A&M in 2024 was the most-watched Saturday night football game in two years - 8.2 million viewers (the most since Notre Dame/Ohio State in 2022 with 10.5 million), and ABC's most-streamed regular season college football game ever.

The in-person demand to watch the Irish set a new standard during the 2024 season. For just the second time in program history, more than one million people were in attendance for Notre Dame football contests with the other season coming in 2002. Additionally, the attendance number of 1,169,634 surpasses that 2002 mark for the highest attendance number in program history by more than 160,000 (previously 1,008,793).





2025 SCHEDULE/RESULTS

Date	ND Rank	Opp Rank	Opponent	Location	W/L	Score	Att	Leading Rusher	Leading Passer	Leading Receiver	Leading Tackler
8-31	6/5	10/10	at Miami (FL)	Hard Rock Stadium							
9-13		19/21	Texas A&M	Notre Dame Stadium							
9-20			Purdue	Notre Dame Stadium							
9-27			at Arkansas	Razorback Stadium							
10-4		25/25	Boise State	Notre Dame Stadium							
10-11			NC State	Notre Dame Stadium							
10-18		RV/RV	USC	Notre Dame Stadium							
11-1			at Boston College	Alumni Stadium							
11-8		RV/RV	Navy	Notre Dame Stadium							
11-15		RV/NR	at Pittsburgh	Acrisure Stadium							
11-22		NR/RV	Syracuse	Notre Dame Stadium							
11-29			at Stanford	Stanford Stadium							

NOTRE DAME SCHEDULE NOTES

- Notre Dame will play at two stadiums in 2025 which are also home to NFL franchises – Hard Rock Stadium and Acrisure Stadium.
- The Irish are slated to host three night games at Notre Dame Stadium, which matches the most in a regular season for the program.
- It is just the third season to feature three home night contests on the regular season slate of competition.
- Notre Dame hosted three night contests most recently in 2018 (7:30 p.m. ET vs No. 14 Michigan; 7:30 p.m. ET vs No. 7 Stanford; 7:30 p.m. ET vs Florida State) and earned the victory in each game. The program also hosted three night games in 2017 (7:30 p.m. ET vs No. 15 Georgia; 5:00 p.m. ET vs Miami (Ohio); 7:30 p.m. ET vs No. 11 Southern Cal).
- The Irish are also set to meet a pair of first-time opponents in 2025 – Boise State and Arkansas.

Since 2016, Notre Dame has played 19 games in NFL stadiums - eight postseason matchups and 11 regular-season contests. Note: L.A. Memorial Coliseum served as an NFL stadium from 2016-2019.

Date	Opponent	Site	Result	Notes
10-1-2016	Syracuse	MetLife Stadium	W, 50-33	
11-5-2016	Navy	Everbank Field	L, 27-28	
11-26-2016	Southern Cal	Los Angeles Memorial Coliseum	L, 27-45	
11-11-2017	Miami	Hard Rock Stadium	L, 8-41	
11-24-2018	Southern Cal	Los Angeles Memorial Coliseum	W, 24-17	
12-29-2018	Clemson	AT&T Stadium	L, 3-30	CFP Semifinal - Cotton Bowl Classic
10-24-2020	Pittsburgh	Heinz Field	W, 45-3	
12-19-2020	Clemson	Bank of America Stadium	L, 10-34	ACC Championship
1-1-2021	Alabama	AT&T Stadium	L, 14-31	CFP Semifinal - Rose Bowl Game
9-25-2021	Wisconsin	Soldier Field	W, 41-13	Shamrock Series
1-1-2022	Oklahoma State	State Farm Stadium	L, 35-37	Fiesta Bowl
10-8-2022	BYU	Allegiant Stadium	W, 28-20	Shamrock Series
11-12-2022	Navy	M&T Bank Stadium	W, 35-32	
12-30-2022	South Carolina	TIAA Bank Field	W, 45-38	Gator Bowl
10-19-2024	Georgia Tech	Mercedes-Benz Stadium	W, 31-13	
10-26-2024	Navy	MetLife Stadium	W, 51-14	
1-2-2025	Georgia	Caesars Superdome	W, 23-10	CFP Quarterfinal - Sugar Bowl
1-9-2025	Penn State	Hard Rock Stadium	W, 27-24	CFP Semifinal - Orange Bowl
1-20-2025	Ohio State	Mercedes-Benz Stadium	L, 23-34	CFP National Championship

NOTRE DAME IN CURRENT NFL STADIUMS

Stadium	Appearances	W	L	NFL Team
Acrisure Stadium	2003, 2005, 2009, 2011, 2013, 2020 vs. Pitt	4	2	Pittsburgh Steelers (2001-current)
Allegiant Stadium	2022 vs. BYU	1	0	Las Vegas Raiders (2021-current)
AT&T Stadium	2013 vs. Arizona State, 2018 vs. Clemson (CFP Semifinal), 2020 vs. Alabama (CFP Semifinal)	1	2	Dallas Cowboys (2009-current)
Bank of America Stadium	2020 vs. Clemson (ACC Championship)	0	1	Carolina Panthers (1996-current)
Caesars Superdome	2024 vs. Georgia (2025 Sugar Bowl - CFP Quarterfinal)	1	0	New Orleans Saints (1975-current)
Fed Ex Field	1998, 2014 vs. Navy, 2011 vs. Maryland	3	0	Washington Commanders (1997-current)
Hard Rock Stadium	2012 vs. Alabama (BCS National Championship), 2017 vs. Miami FL	1	2	Miami Dolphins (1987-current)
Lincoln Financial Field	2015 vs. Temple	1	0	Philadelphia Eagles (2003-current)
Lucas Oil Stadium	2014 vs. Purdue	1	0	Indianapolis Colts (2008-current)
Mercedes-Benz Stadium	2024 vs. Georgia Tech, 2024 vs. Ohio State (2025 CFP National Championship)	1	1	Atlanta Falcons (2017-current)
MetLife Stadium	2010 vs. Navy, 2014, 2016 vs. Syracuse, 2024 vs. Navy	3	1	NY Giants/NY Jets (2010-current)
M&T Bank Stadium	2002, 2006, 2008, 2022 vs. Navy	4	0	Baltimore Ravens (1998-current)
Nissan Stadium	2014 vs. LSU (Music City Bowl)	1	0	Tennessee Titans (1999-current)
Soldier Field	1992, 1994 vs. Northwestern, 2012 vs. Miami FL, 2021 vs. Wisconsin	4	0	Chicago Bears (1971-2001, 2003-current)
State Farm Stadium	2015 vs. Ohio State (Fiesta Bowl), 2022 vs. Oklahoma State (Fiesta Bowl)	0	2	Arizona Cardinals (2006-current)
Superdome	1980 vs. Georgia (Sugar Bowl), 1991 vs. Florida (Sugar Bowl), 2006 vs. LSU (Sugar Bowl)	1	2	New Orleans Saints (1975-2004, 2006-current)
TIAA Bank Field	1998 vs. Georgia Tech (Gator Bowl), 2002 vs. NC State (Gator Bowl), 2016 vs. Navy, 2022 vs. South Carolina (Gator Bowl)	1	3	Jacksonville Jaguars (1995-current)
		28	15	

NOTRE DAME IN FORMER NFL STADIUMS

Briggs Stadium	1951 vs. Detroit Mercy	1	0		Detroit Lions (1941-74)
Cleveland Municipal Stadium	1952, 1976, 1978 vs. Navy	3	0		Cleveland Browns (1946-95)
Giants Stadium	1977, 1983, 1995 vs. Army, 1980, 1984, 1990, 1992, 2004 vs. Navy, 1989 vs. Virginia, 2002 vs. Maryland	10	0		NY Giants (1976-2009), NY Jets (1984-2009)
L.A.Memorial Coliseum	1947, 1948, 1950, 1951, 1953, 1955, 1956, 1958, 1960, 1962, 1964, 1966, 1968, 1970, 1972, 1974, 1976, 1978 1982, 1984, 1986, 1988, 1990, 1992, 1994, 2016, 2018, 2022, 2024 vs. Southern Cal,	13	13	3	Los Angeles Rams (1946-79, 2016-19), Los Angeles Raiders (1982-94)
Memorial Stadium (Baltimore)	1947, 1948, 1949, 1954, 1958 vs. Navy	5	0		Baltimore Colts (1947-50, 1953-83)
Pitt Stadium	1964, 1965, 1967, 1969 vs. Pitt	4	0		Pittsburgh Steelers (1958-69)
Orange Bowl	1967, 1971, 1973, 1975, 1977, 1981, 1983, 1985 vs. Miami FL, 1972 vs. Nebraska (Orange Bowl), 1974 vs. Alabama (Orange Bowl)	6	4		Miami Dolphins (1966-86)
RCA Dome	1984 vs. Purdue	0	1		Indianapolis Colts (1984 - 2007)
Schaefer Stadium	1975 vs. Boston College	1	0		New England Patriots (1971-2001)
Veterans Stadium	1972, 1974, 1993 vs. Navy	3	0		Philadelphia Eagles (1971-2002)
Yankee Stadium	1969 vs. Army	1	0		NY Giants (1956-73)
		47	18	3	

COLLEGE FOOTBALL IN NFL STADIUMS

Notre Dame leads all FBS teams in number of different NFL stadiums played since 2014 (including 2025 schedule). This season alone, the Irish are set to compete in two NFL Stadiums - Hard Rock Stadium and Acrisure Stadium.

Below is a list of teams which have played in seven or more NFL stadiums since 2014, including stadiums that may no longer be NFL Stadiums in 2025, but were NFL stadiums at the time of the game played.

NFL Stadiums played since 2014	Team	Stadiums
17	Notre Dame	Arizona, Atlanta, Baltimore, Carolina, Chicago, Dallas, Indianapolis, Jacksonville, Las Vegas, Los Angeles (Coliseum), Miami, New Orleans, New York, Philadelphia, Pittsburgh, Tennessee, Washington
10	Clemson	Arizona, Atlanta, Carolina, Dallas, Jacksonville, Miami, New Orleans, Pittsburgh, San Francisco, Tampa Bay
10	Wisconsin	Carolina, Chicago, Dallas, Green Bay, Houston, Indianapolis, Las Vegas, Miami, San Diego, Tampa Bay
9	BYU	Arizona, New England, Kansas City, Las Vegas, Los Angeles (Coliseum), New Orleans, San Diego, Tampa Bay, Washington
8	Alabama	Arizona, Atlanta, Dallas, Indianapolis, Miami, New Orleans, San Francisco, Tampa Bay
8	Cincinnati	Atlanta, Cincinnati, Dallas, Kansas City, Miami, Philadelphia, Pittsburgh, Tampa Bay
8	Georgia Tech	Atlanta, Carolina, Detroit, Jacksonville, Miami, Philadelphia, Pittsburgh, Tampa Bay
8	LSU	Atlanta, Arizona, Green Bay, Houston, Las Vegas, New Orleans, Tampa Bay, Tennessee
8	Maryland	Baltimore, Carolina, Detroit, Philadelphia, San Francisco, Tampa Bay, Tennessee
8	Navy	Baltimore, Jacksonville, New England, New York, Philadelphia, San Diego, Tampa, Washington
8	Texas A&M	Carolina, Dallas, Denver, Houston, Jacksonville, Las Vegas, Miami, Tennessee
7	Florida State	Atlanta, Carolina, Dallas, Miami, New Orleans, Pittsburgh, Tampa Bay
7	Georgia	Atlanta, Carolina, Indianapolis, Jacksonville, New Orleans, Miami, Los Angeles (SoFi)
7	Ohio State	Atlanta, Baltimore, Dallas, Indianapolis, Miami, New Orleans, Phoenix
7	Tennessee	Atlanta, Carolina, Jacksonville, Miami, Pittsburgh, Tampa Bay, Tennessee



2025 HONORS AND AWARDS

Bowen, Drayk	2025 Team Captain
	Chuck Bednarik Award Watch List
	Bronko Nagurski Trophy Watch List
	Butkus Award Watch List
	Athlon Sports Preseason All-America Third Team
	Phil Steele Preseason All-America Fourth Team
Craig, Ashton	Rimington Trophy Watch List
Fields, Malachi	Biletnikoff Award Watch List
	Phil Steele Preseason All-America Fourth Team
Freeman, Marcus	Senior Bowl Top 300
	Dodd Trophy Watch List
Hinish, Donovan	IBJ Media Indiana 250
Hinish, Donovan	2025 Team Captain
Jagusah, Charles	College Football Comeback Player of the Year Pre-Season Watch List
Love, Jeremiyah	Maxwell Award Watch List
	Walter Camp Player of the Year Watch List
	Doak Walker Award Preseason Candidate
	Associated Press Preseason All-America First Team
	Sporting News Preseason All-America First Team
	Walter Camp Preseason All-America First Team
	Athlon Sports Preseason All-America First Team
	Phil Steele Preseason All-America First Team
	ESPN Preseason All-America First Team
	CBS Sports Preseason All-America First Team
	Senior Bowl Top 300
Moore, Leonard	Chuck Bednarik Award Watch List
	Bronko Nagurski Trophy Watch List
	Paycom Jim Thorpe Award Watch List
	Associated Press Preseason All-America First Team
	Sporting News Preseason All-America First Team
	Walter Camp Preseason All-America First Team
	Athlon Sports Preseason All-America First Team
	Phil Steele Preseason All-America First Team
	ESPN Preseason All-America First Team
	CBS Sports Preseason All-America First Team
Pauling, Will	2025 Team Captain
Payne, Gi'Bran	College Football Comeback Player of the Year Pre-Season Watch List
Price, Jadarian	Doak Walker Award Preseason Candidate
Schrauth, Billy	2025 Team Captain
	Outland Trophy Watch List
	Lombardi Award Watch List
Shuler, Adon	2025 Team Captain
Sneed, Jaylen	Butkus Award Watch List
Stroman, Jalen	Senior Bowl Top 300
Traore, Boubacar	College Football Comeback Player of the Year Pre-Season Watch List

Wagner, Aamil	2025 Team Captain
	Allstate AFCA Good Works Team Nominee
	Outland Trophy Watch List
	Allstate Wuerffel Trophy Watch List
	Athlon Sports Preseason All-America Second Team
Williams, Aneyas	Doak Walker Award Preseason Candidate



DRAYK BOWEN



JEREMIYAH LOVE



AAMIL WAGNER



AP TOP 25

Rk	Team (1st Place Votes)	Rec.	Points	Prev.
1	Texas (25)	0-0	1552	NR
2	Penn State (23)	0-0	1547	NR
3	Ohio State (11)	0-0	1472	NR
4	Clemson (4)	0-0	1398	NR
5	Georgia (1)	0-0	1331	NR
6	NOTRE DAME	0-0	1325	NR
7	Oregon (1)	0-0	1236	NR
8	Alabama	0-0	1179	NR
9	LSU	0-0	1174	NR
10	Miami (FL)	0-0	889	NR
11	Arizona State	0-0	791	NR
12	Illinois	0-0	713	NR
13	South Carolina	0-0	667	NR
14	Michigan	0-0	662	NR
15	Florida	0-0	626	NR
16	SMU	0-0	565	NR
17	Kansas State	0-0	512	NR
18	Oklahoma	0-0	463	NR
19	Texas A&M	0-0	434	NR
20	Indiana	0-0	423	NR
21	Ole Miss	0-0	370	NR
22	Iowa State	0-0	309	NR
23	Texas Tech	0-0	274	NR
24	Tennessee	0-0	192	NR
25	Boise State	0-0	191	NR

Others receiving votes: BYU 156, Utah 144, Baylor 132, Louisville 90, **USC 64**, Georgia Tech 63, Missouri 33, Tulane 23, Nebraska 23, UNLV 21, Toledo 13, Auburn 10, James Madison 9, Memphis 9, Florida State 8, Duke 6, **Navy 5**, Liberty 5, Iowa 5, TCU 4, **Pittsburgh 3**, Army 2, Louisiana 1, Colorado 1

bold - 2025 Notre Dame opponents

AFCA TOP 25

Rk	Team (1st Place Votes)	Rec.	Points	Prev.
1	Texas (28)	0-0	1606	NR
2	Ohio State (20)	0-0	1565	NR
3	Penn State (14)	0-0	1525	NR
4	Georgia (3)	0-0	1466	NR
5	NOTRE DAME	0-0	1360	NR
6	Clemson (2)	0-0	1324	NR
7	Oregon	0-0	1307	NR
8	Alabama	0-0	1210	NR
9	LSU	0-0	1056	NR
10	Miami (FL)	0-0	823	NR
11	Arizona State	0-0	806	NR
12	Illinois	0-0	734	NR
13	South Carolina	0-0	665	NR
14	Michigan	0-0	580	NR
15	Ole Miss	0-0	573	NR
16	SMU	0-0	555	NR
17	Florida	0-0	498	NR
18	Tennessee	0-0	492	NR
19	Indiana	0-0	460	NR
20	Kansas State	0-0	438	NR
t21	Iowa State	0-0	392	NR
t21	Texas A&M	0-0	392	NR
23	BYU	0-0	287	NR
24	Texas Tech	0-0	261	NR
25	Boise State	0-0	246	NR

Others receiving votes: Oklahoma 221, Missouri 142, Louisville 126, **USC 116**, Utah 86, Baylor 76, Auburn 50, Iowa 49, Memphis 34, Army 33, Tulane 31, Georgia Tech 27, TCU 24, Nebraska 19, **Syracuse 16**, Washington 15, **Navy 14**, **Arkansas 14**, Duke 12, Colorado 12, Minnesota 11, UNLV 8, Florida State 8, Kansas 6, Vanderbilt 3, Buffalo 1

COLLEGE FOOTBALL
PLAYOFF TOP 25

The first College Football Playoff Rankings will be released on Tuesday, November 4, and each following Tuesday, until Selection Sunday on December 7. The first selection will be announced on ESPN at 8:00 p.m. ET.



IRISH IN THE NFL

Atlanta Falcons	LB JD Bertrand	Jacksonville Jaguars	C Robert Hainsey
	LB Kahlid Kareem		LB Jack Kiser
	S Xavier Watts	Kansas City Chiefs	DL Jerry Tillery
Baltimore Ravens	S Kyle Hamilton		LB Drue Tranquill
	OT Ronnie Stanley	Las Vegas Raiders	S Thomas Harper
Carolina Panthers	TE Mitchell Evans		TE Michael Mayer
	LS JJ Jansen		LB Jaylon Smith
	TE Tommy Tremble	Los Angeles Chargers	OT Joe Alt
Chicago Bears	WR Miles Boykin		S Alohi Gilman
	LS Scott Daly		CB Cam Hart
	TE Cole Kmet	Los Angeles Rams	RB Kyren Williams
	DB Nick McCloud	Miami Dolphins	OL Liam Eichenberg
	TE Durham Smythe	Minnesota Vikings	S Harrison Smith
Cincinnati Bengals	DT Howard Cross III	New Orleans Saints	WR Kevin Austin Jr.
Cleveland Browns	DE Julian Okwara		DE Isaiah Foskey
	LB Jeremiah Owusu-Koramoah		K Blake Grupe
Dallas Cowboys	K Brandon Aubrey	New York Giants	WR Beaux Collins
	LB Marist Liufau	New York Jets	CB Jordan Clark
	CB Troy Pride Jr.	Pittsburgh Steelers	RB Max Hurlman
Denver Broncos	RT Mick McGlinchey		WR Ben Skowronek
Detroit Lions	DL Chris Smith	San Francisco 49ers	WR Equanimeous St. Brown
	TE Brock Wright	Seattle Seahawks	S Julian Love
Green Bay Packers	LG Aaron Banks		DE Rylie Mills
Houston Texans	RT Blake Fisher	Tampa Bay Buccaneers	CB Benjamin Morrison
	DT Kurt Hinish	Tennessee Titans	OL Sam Mustipher
	C/G Jarrett Patterson	Washington Commanders	DT Sheldon Day
Indianapolis Colts	QB Riley Leonard		QB Sam Hartman
	LG Quenton Nelson		DE Javontae Jean-Baptiste
	K Spencer Shrader		

NFL Rosters as of Monday, August 25 at 8:00 p.m. ET

PRESEASON HIGHLIGHTS

- The Irish had 58 total players across 28 teams during the 2025 NFL Preseason, including five players on the Chicago Bears; WR Miles Boykin, LS Scott Daly, TE Cole Kmet, DB Nick McCloud and TE Durham Smythe.
- QB Riley Leonard (Colts) and LB Jack Kiser (Jaguars) both produced for their AFC South counterparts in their first preseason games. In the final preseason game for Indianapolis, Leonard threw a 59-yard touchdown to Laquon Treadwell, part of a 15-of-20 day passing for 189 yards in a 41-14 win over Cincinnati. Leonard finished the preseason 34-of-56 passing for 345 yards and a touchdown with 58 yards on the ground. Kiser made his first preseason start in Jacksonville's finale at Miami, registering an 11-yard sack in the second quarter. Kiser recorded 13 tackles (six solo) and two tackles for loss in action at linebacker and on special teams.
- Steelers RB Max Hurlman found the endzone in the preseason opener at Jacksonville, catching a three-yard touchdown pass just before halftime that put Pittsburgh up eight. Hurlman finished with two receptions for 29 yards. He also recovered a fumble on special teams against the Buccaneers in Week 2.
- In week 2 of the preseason, Giants WR Beaux Collins caught an 80-yard pass from Russell Wilson in the first quarter against the Jets. It was the longest play from scrimmage in the preseason.
- Browns DE Julian Okwara tallied two sacks in Cleveland's preseason opening win at Carolina. The following week against the Eagles, Okwara's QB hit forced an interception that was returned for a touchdown in the third quarter. His two sacks were tied for the fifth-most in the NFL this preseason.
- In a battle for the Colts kicking job, K Spencer Shrader recorded quite a preseason, converting nine-of-ten field goal attempts with makes from 56 and 52 yards. His 30 points were the fourth-most this preseason. Meanwhile, Saints K Blake Grupe was a perfect five-of-five kicking field goals in the preseason, including two from 50 or more yards as he looks to solidify his spot in the Saints' special teams room.
- Eight Irish offensive linemen all saw the field during the early parts of the preseason, including T Joe Alt (Chargers), G Aaron Banks (Packers), T Blake Fisher (Texans), OL Robert Hainsey (Jaguars), G Quenton Nelson (Colts), T Mike McGlinchey (Broncos), OL Sam Mustipher (Titans) and C/G Jarrett Patterson (Texans).

STARTER HISTORY

OFFENSE

Name	Pos.	2024	Streak	Career
Jeremiyah Love	RB	16	17	17
Anthonie Knapp	OL	15	0	15
Aamil Wagner	OL	16	16	16
Billy Schrauth	OL	12	9	15
Will Pauling (Wisconsin/Cincinnati)*	WR	10	0	25
Jaden Greathouse	WR	11	3	16
Charles Jagusah	OL	1	1	2
Cooper Flanagan	TE	5	0	7
Eli Raridon	TE	3	0	6
Ashton Craig	OL	3	0	6
Jordan Faison	WR	2	0	4
Tyler Buchner	QB	0	0	4*

*Includes games started at another program

DEFENSE

Name	Pos.	2024	Streak	Career
Drayk Bowen	LB	16	16	16
Adon Shuler	S	16	16	16
Christian Gray	CB	15	11	15
DeVonta Smith (Alabama)*	CB	11	6	11
Joshua Burnham	DL	10	10	11
Leonard Moore	CB	10	5	10
Jaylen Sneed	LB	6	3	7
Gabriel Rubio	DL	3	3	3
Donovan Hinish	DL	3	0	3
Jaiden Ausberry	LB	2	0	2
Junior Tuihalamaka	LB	3	0	4
Jordan Botelho	LB	3	0	17
Jared Dawson (Louisville)*	DL	2	0	2
Boubacar Traore	DL	2	0	2
Jalen Stroman (Virginia Tech)*	S	1	0	8
Kyngstonn Viliamu-Asa	LB	1	0	1

*Includes games started at another program

CAREER STARTS BY POSITION

WR	LT	LG	C	RG	RT	TE	WR or TE	QB	WR or TE	RB
Faison (3)	Knapp (15)	Schrauth (19)	Craig (6)	Schrauth (6)	Wagner (16)	C. Flanagan (7)	Greathouse (16)	Angeli (1)	Raridon (3)	Love (17)
	Jagusah (2)						Pauling (25*)	Buchner (4)	Faison (1)	
							Raridon (3)		Bauman (1)	
DL	DL	DL	DL	LB/DB	LB	LB	CB	S	S	CB or LB
Burnham (2)	Hinish (3)	Rubio (3)	Botelho (17)	Sneed (7)	Bowen (16)	Tuihalamaka (1)	Gray (15)	Shuler (16)	Stroman (8)	Moore (9)
	Dawson (2)		Burnham (9)	Ausberry (2)			Smith (11*)			Viliamu-Asa (1)
			Tuihalamaka (4)				Moore (1)			
			Traore (2)							

**2024 GAME BY GAME STARTERS - OFFENSE**

Opponent	QB	RB	WR/TE	WR/RB/TE	LT	LG	C	RG	RT	TE	TE/RB/WR
at Texas A&M	Leonard	Love	Collins	Harrison	Knapp	Pendleton	Craig	Schrauth	Wagner	C. Flanagan	Faison
NIU	Leonard	Love	Collins	Greathouse	Knapp	Pendleton	Craig	Schrauth	Wagner	C. Flanagan	Mitchell
at Purdue	Leonard	Love	Collins	Harrison	Knapp	Pendleton	Craig	Schrauth	Wagner	C. Flanagan	Mitchell
Miami OH	Leonard	Love	Collins	Raridon	Knapp	Pendleton	Coogan	Spindler	Wagner	C. Flanagan	Mitchell
Louisville	Leonard	Love	Collins	Greathouse	Knapp	Pendleton	Coogan	Spindler	Wagner	Evans	Faison
Stanford	Leonard	Love	Collins	Greathouse	Knapp	Pendleton	Coogan	Spindler	Wagner	Evans	Mitchell
at Georgia Tech	Leonard	Love	Collins	Greathouse	Knapp	Pendleton	Coogan	Spindler	Wagner	Evans	Mitchell
Navy	Leonard	Love	Collins	Raridon	Knapp	Schrauth	Coogan	Spindler	Wagner	Evans	Mitchell
Florida State	Leonard	Love	Collins	Greathouse	Knapp	Schrauth	Coogan	Spindler	Wagner	Evans	Mitchell
Virginia	Leonard	Love	Collins	Greathouse	Knapp	Schrauth	Coogan	Spindler	Wagner	Evans	Mitchell
Army	Leonard	Love	Collins	Greathouse	Knapp	Schrauth	Coogan	Spindler	Wagner	Evans	Mitchell
at Southern Cal	Leonard	Love	Collins	Greathouse	Knapp	Schrauth	Coogan	Spindler	Wagner	Evans	Mitchell
Indiana	Leonard	Love	Collins	Raridon	Knapp	Schrauth	Coogan	Spindler	Wagner	C. Flanagan	Mitchell
Georgia	Leonard	Love	Collins	Greathouse	Knapp	Schrauth	Coogan	Spindler	Wagner	Evans	Mitchell
Penn State	Leonard	Love	Collins	Greathouse	Knapp	Schrauth	Coogan	Spindler	Wagner	Evans	Mitchell
Ohio State	Leonard	Love	Collins	Greathouse	Jagusah	Schrauth	Coogan	Spindler	Wagner	Evans	Mitchell

2024 GAME BY GAME STARTERS - DEFENSE

Opponent	DL	DL	DL	DL	LB	LB	S	S	CB/S/LB	CB or LB	CB
at Texas A&M	Cross III	Mills	Oben	Botelho	Kiser	Bowen	Shuler	Watts	Clark	Morrison	Gray
NIU	Cross III	Mills	Oben	Botelho	Kiser	Bowen	Shuler	Watts	Sneed	Morrison	Gray
at Purdue	Cross III	Mills	Oben	Botelho	Kiser	Bowen	Shuler	Watts	Clark	Morrison	Gray
Miami OH	Cross III	Mills	Oben	Traore	Kiser	Bowen	Shuler	Watts	Clark	Morrison	Gray
Louisville	Cross III	Mills	Oben	Traore	Kiser	Bowen	Shuler	Watts	Sneed	Morrison	Moore
Stanford	Cross III	Mills	Oben	Tuihalamaka	Kiser	Bowen	Shuler	Watts	Clark	Morrison	Gray
at Georgia Tech	Cross III	Mills	Oben	Burnham	Kiser	Bowen	Shuler	Watts	Sneed	Moore	Gray
Navy	Cross III	Mills	Burnham	Tuihalamaka	Kiser	Bowen	Shuler	Watts	Ausberry	Moore	Gray
Florida State	Cross III	Mills	Oben	Burnham	Kiser	Bowen	Shuler	Watts	Clark	Moore	Gray
Virginia	Hinish	Mills	Oben	Burnham	Kiser	Bowen	Shuler	Watts	Clark	Moore	Gray
Army	Hinish	Mills	Burnham	Tuihalamaka	Kiser	Bowen	Shuler	Watts	Ausberry	Viliamu-Asa	Gray
at Southern Cal	Hinish	Mills	Oben	Burnham	Kiser	Bowen	Shuler	Watts	Clark	Moore	Gray
Indiana	Cross III	Mills	Oben	Burnham	Kiser	Bowen	Shuler	Watts	Clark	Moore	Gray
Georgia	Cross III	Rubio	Oben	Burnham	Kiser	Bowen	Shuler	Watts	Sneed	Moore	Gray
Penn State	Cross III	Rubio	Oben	Burnham	Kiser	Bowen	Shuler	Watts	Sneed	Moore	Gray
Penn State	Cross III	Rubio	Oben	Burnham	Kiser	Bowen	Shuler	Watts	Sneed	Moore	Gray



THE LAST TIME...

RUSHING

500 or more yards	515	at Boston College	2017
400 yards	451	Massachusetts	2015
300 yards	362	at Purdue	2024
200 yards	273	Army	2024
200 yards in the first half	278	at Purdue	2024
200 yards consecutive games	258	at USC	2024
	273	Army	2024
three straight 200-yard rushing games	258	at USC	2024
	273	Army	2024
	234	Virginia	2024
four-straight 200-yard rushing games	258	at USC	2024
	273	Army	2024
	234	Virginia	2024
	201	Florida State	2024
70 or more attempts	76	Michigan State	1991
60 attempts	63	Navy	2007
50 attempts	56	at Syracuse	2022
40 attempts	42	Penn State	2024
40 attempts consecutive games	48	at Stanford	2023
	48	vs. Oregon State	2023
Average over 7.0 yards per attempt	9.4	Army	2024
Eight or more rushing TDs	9	Pittsburgh	1965
Seven rushing TDs	7	at Boston College	2017
Six rushing TDs	6	at Purdue	2024
Five rushing TDs	5	Army	2024
Four rushing TDs	5	Army	2024
Three rushing TDs	3	at USC	2024

PASSING

500 or more yards	509	vs. Oklahoma State	2021
400 yards	434	New Mexico	2019
300 yards	342	Central Michigan	2023
60 or more attempts	68	vs. Oklahoma State	2021
50 attempts	53	Virginia Tech	2019
40 attempts	46	Cincinnati	2021
30 attempts	32	Ohio State	2024
35 or more completions	38	vs. Oklahoma State	2021
30 completions	35	at Clemson	2015
25 completions	27	at Stanford	2021
completions to 10 different receivers	10	Indiana	2024
6 or more TDs	6	Bowling Green	2019
5 TDs	5	Wake Forest	2023
4 TDs	4	at NC State	2023
3 TDs	3	Virginia	2024
5 or more interceptions thrown	7	Southern Cal	1967
4 interceptions thrown	4	at Arizona State	2014
3 interceptions thrown	3	at Louisville	2023

TOTAL OFFENSE

700 or more yards	710	Wake Forest	2017
650 yards	654	Syracuse	2015
600 yards	611	Boston College	2017
550 yards	578	at Purdue	2024
500 yards	578	at Purdue	2024
450 yads	462	Army	2024
400 yards	436	at USC	2024
300 yards in the first half	302	at Navy	2024

SCORING

scored 60 or more points	66	at Purdue	2024
50 points	52	Florida State	2024
45 points	49	at USC	2024
40 points	49	at USC	2024
35 points	49	at USC	2024
30 points	49	at USC	2024
30 points in the first half	31	at Navy	2024
21 or more points in a quarter	21 (3rd)	at USC	2024
21 or more points in the first quarter	21	Louisville	2024
21 or more points in the second quarter	21	Virginia	2024
21 or more points in the third quarter	21	at USC	2024
21 or more points in the fourth quarter	21	Florida State	2024
scored on the first 8 drives of the game (5 FG, 3 TD)	8	Boston College	2022
allowed 60 or more points		Never	
allowed 50 points	50	at Texas (2 OT)	2016
allowed 40 points	40	vs. Clemson	2020
allowed 30 points	34	Ohio State	2024
allowed 10 points or less	10	Georgia	2024
held scoreless	0-17	at Boston College	2008
held scoreless at home	0-38	Southern Cal	2007
held scoreless on the road	0-17	at Boston College	2008
held scoreless in the first half	0	Ohio State	2023
held scoreless in the second half	0	vs. Navy	2022
held without offensive TD	3-30	vs. Clemson	2019
held without offensive TD on the road	3-10	at NC State	2016
held without offensive TD at home	0-38	Southern Cal	2007
held opponent scoreless	44-0	Boston College	2022
held opponent scoreless in first half	42-0	at Purdue	2024
held opponent scoreless at home	44-0	Boston College	2022
held opponent scoreless on the road	17-0	at Purdue	1993
held opponent without offensive TD	52-3	Florida State	2024
held opponent without offensive TD on the road	28-3	at Virginia	2021
held opponent without offensive TD at home	52-3	Florida State	2024
held opponent scoreless neutral site	22-0	vs. Maryland	2002
held two opponents scoreless in a season	22-0	vs. Maryland	2002
	42-0	Rutgers	2002
held three opponents scoreless in a season	23-0	Purdue	1976
	49-0	at Northwestern	1976
	41-0	Oregon	1976



held four/five/six opponents scoreless in a season	35-0	vs. Army	1966
	32-0	North Carolina	1966
	38-0	at Oklahoma	1966
	40-0	Pittsburgh	1966
	64-0	Duke	1966
	51-0	at Southern Cal	1966
scored on the first play of the game	INT return	at Syracuse	2022
		B. Joseph	29 yds

TURNOVERS

did not commit a turnover	0	Ohio State	2024
committed six or more turnovers	6	vs. Navy	1984
committed five turnovers	5	at Louisville	2023
lost four or more fumbles	4	Michigan State	1999
lost three fumbles	3	at Boston College	2020
recorded six or more takeaways	6 (1 int, 5 fumbles)	at Navy	2024
recorded five takeaways	5 (3 INT, 2 fumble)	Virginia	2024
recorded five takeaways, back-to-back games	5 (3 int, 2 fumble)	Southern Cal	2023
	5 (4 int, 1 fumble)	Pittsburgh	2023
returned an interception for a touchdown	2	at USC	2024
returned two interceptions for touchdowns	2	at USC	2024
returned two interceptions for touchdowns on back-to-back defensive possessions	2	at USC	2024
returned a fumble for a touchdown	1	at Navy	2024
returned two fumbles for touchdowns	2	Stanford	2003
recovered fumble in end zone for a TD	1	at Navy	2024
returned an interception for a TD, fumble return for a TD in same game		Georgia Tech	2021
returned two fumbles for a TD, interception for TD in same game		Purdue	2002

DEFENSE

held opponent to 100 or fewer rushing yards	62	Georgia	2024
held opponent to 50 or fewer rushing yards	38	at Purdue	2024
100 or fewer passing yards	26	Army	2024
200 or fewer passing yards	135	Penn State	2024
100 or fewer passing yards, consecutive games	88	Florida State	2024
	88	at Navy	2024
200 or fewer total yards	200	at Purdue	2024
300 or fewer total yards	278	Indiana	2024
300 or fewer total yards, consecutive games	296	Georgia	2024
	278	Indiana	2024
intercepted five or more passes	5	Michigan	2012
intercepted four passes	4	Pittsburgh	2023
intercepted three passes	3	Virginia	2024
intercepted three passes, consecutive games	3	Southern Cal	2023
	4	Pittsburgh	2023
forced five or more fumbles	5	at Louisville	2019
forced four fumbles	4	Syracuse	2020

forced three fumbles	3	Georgia	2024
scored a safety		vs. Oregon State	2023
scored two safeties		Michigan State	1987
ND/opposing team each scored a safety		vs. Florida State	1995
recorded nine or more sacks	9	Michigan State	1994
eight sacks	8	Florida State	2024
seven sacks	8	Florida State	2024
six sacks	8	Florida State	2024
held opponent without a rushing first down	0	vs. Oregon State	2023
held opponent to 10 or fewer first downs	6	at Purdue	2024
held opponent to just one 3rd down conversion	1-12	at Purdue	2024
held opponent without a 3rd down conversion	0-12	UNLV	2022

SPECIAL TEAMS

returned a punt for a touchdown	Pittsburgh	Chris Tyree (82 yds)	2023
returned two or more punts for a touchdown	Pittsburgh	Allen Rossum (55 yds) Allen Rossum (83 yds) Autry Denson (74 yds)	1996
100 or more punt return yards	Pittsburgh	102	2023
returned a blocked punt for a TD	Clemson	Prince Kollie (17 yds)	2022
returned a kickoff for a touchdown	Georgia	Jayden Harrison (98 yds)	2024
returned 2 kickoffs for touchdowns	Pittsburgh	Allen Rossum (93 yds) Jarious Jackson (40 yds)	1997
returned a punt for TD, kickoff for TD in the same game	Nebraska	Joey Getherall (punt, 83 yds) Julius Jones (kick, 100 yds)	2000
returned a blocked FG for a TD	at Stanford	J. Jean-Baptiste (60)	2023
returned a kick for a TD and a blocked PAT in the same game	Syracuse	CJ Sanders (kick) Cole Luke (PAT blk)	2016
blocked a punt	Army	Bryce Young	2024
blocked two punts	Florida State	Adon Shuler, Preston Zinter	2024
blocked two consecutive punts	UNLV	Isaiah Foskey (both)	2022
blocked punt in consecutive games	Stanford & UNLV		2022
blocked punt in three cons. games	at Syracuse	Clarence Lewis	2022
blocked punt in four cons. games	Clemson	Jordan Botelho	2022
blocked punt in five cons. games	vs. Navy	Jack Kiser	2022
spoiled a fake punt attempt	vs. Oregon State	Joshua Burnham	2023
punted 10 or more times	at Michigan		2019
did not punt	vs. Army		2024
blocked a field goal	at Georgia Tech	Bryce Young	2024
had a field goal blocked	Indiana		2024
blocked a PAT kick	Florida State	Jerry Tillery	2018
scored on a blocked PAT kick	Florida State	Julian Love	2018
missed a PAT kick	at Navy		2024
had a PAT kick blocked	Florida State		2018
opponent scored on blocked PAT	Northwestern		2014
had a punt blocked	Northwestern		2018
two-point conversion	Ohio State (2)	Riley Leonard to Jeremiyah Love, Jordan Faison to Beaux Collins	2024
multiple two-point conversions	Ohio State (2)	Riley Leonard to Jeremiyah Love, Jordan Faison to Beaux Collins	2024
missed two-point conversion	at Southern Cal	pass failed	2022



stopped 3 two-point conv. attempts	at North Carolina		2022
recovered two opponent onside kicks	vs. Navy	P. Kollie, M. Salerno	2022
successful onside kick	Wake Forest		2023

MISCELLANEOUS

had 35 or more first downs	35	at North Carolina	2022
had 30 or more first downs	35	at North Carolina	2022
had 25 or more first downs	27	at Purdue	2024
had 20 or more first downs	23	Penn State	2024
ND was not penalized		at LSU	1997
had 10 or more penalties	10	Georgia	2024
has 120 or more yards in penalties	120	at Rutgers	2000
had 40 or more minutes of possession time	40:55	vs. BYU	2022
had 35 or more minutes of possession time	35:43	Indiana	2024
was involved in a tie game	17-17	at Southern Cal	1994
was involved in an overtime game	41-38	at Florida State	2021
was involved in a 2 OT overtime game	47-40	Clemson	2020
was involved in a 3 OT overtime game	29-26	Pittsburgh	2012
was involved in a 4 OT overtime game	33-36	Pittsburgh	2008
game-winning score in last minue	0:31	at Duke	2023
Audric Estimé 30-yard rush			
Notre Dame scored on offense, defense and special teams		Southern Cal	2023
pass TD, rush TD, fumble return, kick return			
Notre Dame scored on offense, defense and special teams, consecutive game		Southern Cal	2023
pass TD, rush TD, fumble return, kick return			
		Pittsburgh	2023
pass TD, rush TD, interception return, punt return			

NOTRE DAME PLAYERS

RUSHING

rushed for 100 yards in 1st half	100	Riley Leonard	at Purdue	2024
rushed for 100 yards	108	Jeremiyah Love	Indiana	2024
rushed for 125 yards	130	Jeremiyah Love	Army	2024
rushed for 150 yards	238	Audric Estimé	at Stanford	2023
rushed for 175 yards	238	Audric Estimé	at Stanford	2023
rushed for 200 yards	238	Audric Estimé	at Stanford	2023
rushed for 250 yards	262	Julius Jones	at Pittsburgh	2003
QB rushed for 200 yards	207	Brandon Wimbush	at Boston College	2017
QB rushed for 100 yards	143	Riley Leonard	Miami (OH)	2024
player rushed for 100 yards in consecutive games		Jeremiyah Love		
	130	Jeremiyah Love	Army	2024
	137	Jeremiyah Love	Virginia	2024
two players rush for over 100 yards	109	Jeremiyah Love	at Purdue	2024
	100	Riley Leonard	at Purdue	2024
three players rush for over 100 yds	128	DeShone Kizer	at Stanford	2015
	161	Josh Adams	at Stanford	2015
	124	Dexter Williams	at Stanford	2015

rushed 40 or more times	40	Allen Pinkett	at LSU	1984
rushed 35 times	35	Julius Jones	BYU	2003
rushed 30 times	32	James Aldridge	Navy	2007
rushed 25 times	25	Audric Estimé	at Stanford	2023
two players rush 20 times	20	Audric Estimé	at Syracuse	2022
	20	Logan Diggs	at Syracuse	2022
rushed for 4 or more TDs	4	Audric Estimé	at Stanford	2023
rushed for 3 TDs	3	Riley Leonard	at Purdue	2024
rushed for 2 TDs	2	Jeremiyah Love	Army	2024
	2	Jadarían Price	Army	2024
Rushed for multiple TDs in consecutive games		Jeremiyah Love		
	2	Jeremiyah Love	Army	2024
	2	Jeremiyah Love	Virginia	2024
had a run of 90 yards or more	98	Jeremiyah Love	Indiana	2024
had a run of 80 yards or more	98	Jeremiyah Love	Indiana	2024
had a run of 70 yards or more	98	Jeremiyah Love	Indiana	2024
had a run of 60 yards or more	98	Jeremiyah Love	Indiana	2024
had a run of 50 yards or more	98	Jeremiyah Love	Indiana	2024

PASSING

passed for 500 or more yards	509	Jack Coan	vs. Oklahoma St.	2021
passed for 400 yards	509	Jack Coan	vs. Oklahoma St.	2021
passed for 300 yards	330	Sam Hartman	Central Michigan	2023
attempted 60 or more passes	68	Jack Coan	vs. Oklahoma St.	2021
attempted 50 passes	53	Ian Book	Virginia Tech	2019
attempted 40 passes	40	Ian Book	Boston College	2019
attempted 30 passes	31	Riley Leonard	Ohio State	2024
completed 30 or more passes	38	Jack Coan	vs. Oklahoma St.	2021
completed 20 passes	22	Riley Leonard	Ohio State	2024
threw six touchdowns	6	Brady Quinn	BYU	2005
threw five touchdowns	5	Jack Coan	vs. Oklahoma St.	2021
threw four touchdowns	4	Sam Hartman	Wake Forest	2023
threw three touchdowns	3	Riley Leonard	Virginia	2024
threw five or more interceptions	5	Terry Hanratty	Southern Cal	1967
threw four interceptions	4	Everett Golson	at Arizona State	2014
threw three interceptions	3	Sam Hartman	at Louisville	2023
completed a pass of 90 yds or more	95	Dayne Crist	Michigan	2010
completed a pass of 80 yds or more	83	Brandon Wimbush	at Stanford	2017
completed a pass of 70 yds or more	76	Sam Hartman	Central Michigan	2023
completed a pass of 60 yds or more	60	Sam Hartman	Pittsburgh	2023
completed a pass of 50 yds or more	54	Riley Leonard	Penn State	2024
finished first half w/o incompletion	8-8	Drew Pyne	at Southern Cal	2022
completed 10 straight passes	15	Drew Pyne	at Southern Cal	2022
completed 15 consecutive passes	15	Drew Pyne	at Southern Cal	2022
consecutive completions to start a game	15	Drew Pyne	at Southern Cal	2022
consecutive passing attempts without an interception to start the season	150	Sam Hartman		2023



RECEIVING

caught 10 or more passes	11	Michael Mayer	vs. BYU	2022
caught 7 passes	7	Jaden Greathouse	Penn State	2024
had 200 or more yards	201	Golden Tate	at Stanford	2009
had 175 yards	180	Chase Claypool	Wake Forest	2017
had 150 yards	180	Chase Claypool	Wake Forest	2017
had 100 yards	128	Jaden Greathouse	Ohio State	2024
two-consecutive games with 100 yards		Jaden Greathouse	105- Penn State 128 - Ohio State	2024
had 2/3 receivers with 100+ yds	136	Lorenzo Styles	vs. Oklahoma St.	2021
	115	Chris Tyree	vs. Oklahoma St.	2021
	105	Kevin Austin	vs. Oklahoma St.	2021
caught a 75 yd pass	76	Chris Tyree	Central Michigan	2023
two receptions over 75 or more	75	Tobias Merriweather	Central Michigan	2023
	76	Chris Tyree	Central Michigan	
caught 4 or more TDs	4	Chase Claypool	Navy	2019
caught 3 or more TDs	3	Javon McKinley	Syracuse	2020
caught 3 or more TDs in one half	3	Ben Skowronek	at Boston College	2020
caught 2 or more TDs	2	Jaden Greathouse	Ohio State	2024

TOTAL OFFENSE

had 500 or more total yards	505	Jack Coan	vs. Oklahoma St.	2021
had 400 total yards	406	Ian Book	New Mexico	2019
had 100 yard passing, 100 rushing	154 143	Riley Leonard	Miami (OH)	2024
had 3 RB with 100+ scrimmage yards	134	Audric Estimé	at North Carolina	2022
	111	Chris Tyree	at North Carolina	2022
	115	Logan Diggs	at North Carolina	2022

SCORING

accounted for 6 or more TDs	6	Ian Book	New Mexico	2019
accounted for 5 or more TDs	5	Tyler Buchner	vs. South Carolina	2022
accounted for 4 or more TDs	4	Riley Leonard	Stanford	2024
accounted for 3 or more TDs	3	Riley Leonard	Ohio State	2024

DEFENSE

3 or more interceptions	3	Benjamin Morrison	Boston College	2022
2 interceptions	2	Xavier Watts	Pittsburgh	2023
2 int. in back-to-back games	2	Xavier Watts	Southern Cal	2023
	2	Xavier Watts	Pittsburgh	2023
interception in 3 straight games	3	Xavier Watts	Southern Cal Pittsburgh at Clemson	2023
intercepted a pass against same opponent, consecutive meetings		Xavier Watts	USC	2023 2024
interception return for a TD	1	Christian Gray	at USC	2024
	1	Xavier Watts	at USC	2024
returned 2 interceptions for TDs, same game		Jack Kiser (66 yds)	vs. Wisconsin	2021
		Drew White (48 yds)		
interception return for a TD, consecutive games		Tom Zbikowski	Tennessee BYU	2005

forced 2 fumbles	2	Howard Cross III	at Duke	2023
recovered 3 fumbles			never	
recovered 2 fumbles	2	Nick McCloud	vs. Clemson	2020
fumble return for TD		Jaylen Sneed (in end zone)	at Navy	2024
2 fumble returns for a TD	2	Tony Driver (24, 22 yards)	Navy	2000
20 or more tackles	21	Manti Te'o	Stanford	2010
15 tackles	17	Te'von Coney	vs. LSU	2017
10 tackles	10	Jack Kiser	Penn State	2024
2 players, 10 tackles, same game	13	Howard Cross III	at Duke	2023
	11	JD Bertrand	at Duke	2023
defensive lineman 10 tackles	13	Howard Cross III	at Duke	2023
defensive lineman interception return for a touchdown	34	Boubacar Traore	at Purdue	2024
defensive lineman fumble return for a touchdown	70	Myron Tagovailoa-Amosa	Georgia Tech	2021
4.0 or more sacks	4.0	Jerry Tillery	Stanford	2018
3.0 sacks	3.0	Rylie Mills	Florida State	2024
2.0 sacks	2.0	Joshua Burnham	Ohio State	2024
Sacks on back-to-back plays	2	Rylie Mills	Florida State	2024
INT, FF, FR in same game		Xavier Watts	Southern Cal	2023
INT, FF, FR, def TD in same game		Xavier Watts	Southern Cal	2023
2 INT, FF, FR for a TD		Xavier Watts	Southern Cal	2023

SPECIAL TEAMS

scored 17 or more points kicking	17	Jonathan Doerer	vs. Clemson	2020
scored 15 points kicking	17	Jonathan Doerer	vs. Clemson	2020
scored 10 points kicking	11	Mitch Jeter	Georgia	2024
5 or more field goals	5	Kyle Brindza	vs. Rutgers	2013
4 field goals	4	Jonathan Doerer	vs. Clemson	2020
2 field goals of 50 yards or more	2	Spencer Shrader	at Louisville	2023
longest field goal	54	Spencer Shrader	at NC State	2023
	54	Spencer Shrader	at Louisville	2023
field goal of 50 yards or more	54	Spencer Shrader	at Louisville	2023
punted over 70 yards	72	Jay Bramblett	vs. Wisconsin	2021
punted over 60 yards	60	James Rendell	at USC	2024
punted 10 or more times	10	Jay Bramblett	at Michigan	2019
returned a kickoff for a TD	98	Jayden Harrison	Georgia	2024
returned 2 kickoffs for a TD	89 92	Raghib Ismail	at Michigan	1989
returned 2 kickoffs for a TD, same season	92 93	C.J. Sanders	vs. Army vs. Syracuse	2016
175 yards or more on kickoff returns	182	C.J. Sanders	at Stanford	2015
100 yards or more on kickoff returns	132	Chris Tyree	vs. Wisconsin	2021
returned a blocked PAT for 2 pts		Julian Love	Florida State	2018
returned a blocked FGA for a TD	60	J. Jean-Baptiste	at Stanford	2023
returned a punt for a touchdown	82	Chris Tyree	Pittsburgh	2023
returned 2 punts for a TD, same game	55 83	Allen Rossum	Pittsburgh	1996
returned a punt for a TD, interception for a TD same game		Tom Zbikowski	Tennessee	2005
100 yards or more on punt returns	101	Golden Tate	at Pittsburgh	2009

THE LAST TIME AN OPPOSING TEAM...

RUSHING			
400 or more yards	411	Pittsburgh	1975
300 yards	303	Michigan	2019
200 yards	214	Ohio State	2024
50 or more rushing attempts	58	Army	2024
5 or more rushing TDs	5	Texas	2016
4 rush TDs	4	at Southern Cal	2022
two players with 100+ rushing yards in a game	2	BYU	2013
Taysom Hill - 100; Paul Laskike - 101			

PASSING			
400 or more yards	439	Clemson	2020
300 yards	360	at USC	2024
60 or more passing attempts	60	Tennessee	1990
50 passing attempts	51	vs. Oklahoma St.	2021
40 passing attempts	49	at USC	2024
30 or more pass completions	34	vs. Oklahoma St.	2021
5 or more passing TDs	5	at North Carolina	2022
4 passing TDs	4	vs. Oklahoma St.	2021
3 passing TDs	3	at USC	2024

TOTAL OFFENSE			
600 or more yards	605	vs. Oklahoma St.	2021
500 yards	557	at USC	2024
400 yards	445	Ohio State	2024
90 or more plays	95	vs. Oklahoma St.	2021
80 plays	81	Stanford	2022
75 plays	77	at USC	2024

SCORING			
60 or more points		never	
50 points	50	at Texas	2016
40 points	40	Clemson	2020
30 points	34	Ohio State	2024
scored a two-point conversion		Indiana	2024

TURNOVERS			
did not commit a turnover		Northern Illinois	2024
3 or more fumbles lost	5	at Navy	2024
Threw 5 or more interceptions	5	Southern Cal	1967
Threw 4 interceptions	4	Pittsburgh	2023
Threw 3 interceptions	3	Virginia	2024
returned an interception for a touchdown		at Clemson	2023
J. Trotter - 28 yards			
returned two interceptions for a touchdown		vs. South Carolina	2022
O'Donnell Fortune - 100 yards			
DQ Smith - 47 yards			
returned a fumble for a touchdown		at Georgia Tech	2020
Zamari Walton - 93 yards			

DEFENSE			
held ND to 10 or fewer first downs	10	at NC State	2016
scored a safety		Stanford	2016
held ND to 50 or fewer rushing yards	44	at Louisville	2023
held ND to 200 or fewer passing yards	90	Georgia	2024
held ND to 100 or fewer passing yards	90	Georgia	2024
held ND to 300 or fewer total yards	244	Georgia	2024
held ND to 200 or fewer total yards	180	at Michigan	2019
posted five or more sacks	5.0	Penn State	2024

SPECIAL TEAMS			
returned a punt for a touchdown	at Southern Cal	Adore Jackson (55 yds)	2016
returned a blocked punt for a TD	NC State	Germain Pratt (0 yds)	2017
returned a kickoff for a TD	Pittsburgh	Maurice French (99 yds)	2018
returned kickoff, punt in same game	at Southern Cal	Adore Jackson (55 yd PR; 97 yd KR)	2016
punted 10 or more times	Purdue	10	2024
did not punt	Miami FL		1985
missed a PAT kick attempt	vs. Navy		2022

MISCELLANEOUS			
had 30 or more first downs	34	vs. Oklahoma St.	2021
had 20 first downs	22	Ohio State	2024
had 10 or more penalties	10	Miami (OH)	2024
had 100 or more yards in penalties	100	Miami (OH)	2024
had 35 or more minutes of possession time	39:49	Army	2024
had 100-yd receiver, 100-yd rusher		vs. Oklahoma St.	2021
Spencer Sanders, 125 rushing; Brennan Presley 137 receiving; Tay Martin 104 receiving			
had 2 players with 100 receiving yards		vs. Oklahoma St.	2021
Brennan Presley, 137; Tay Martin 104			

AN OPPOSING PLAYER				
RUSHING				
rushed for 100 yards	100	Quinshon Judkins	Ohio State	2024
rushed for 150 yards	186	Phil Mafah	at Clemson	2023
rushed for 200 yards	210	Alexander Teich	Navy	2010
rushed for 300 yards	303	Tony Dorsett	Pittsburgh	1975
rushed 40 or more times	42	Craig Heyward	Pittsburgh	1987
rushed 30 times	39	Bryson Daily	Army	2024
rushed 25 times	39	Bryson Daily	Army	2024
rushed for 5 or more TDs	5	Walter Reyes	at Syracuse	2003
rushed for 4 TDs	4	Ezekiel Elliott	vs. Ohio State	2015
rushed for 3 TDs	3	Nicholas Singleton	Penn State	2024
rushed for 2 TDs	2	Quinshon Judkins	Ohio State	2024
a rush of 80 yards or more	89	Jashaun Corbin	at Florida State	2021
a rush of 70 yards	70	Quinshon Judkins	Ohio State	2024
a rush of 60 yards	60	Blake Horvath	at Navy	2024
a rush of 50 yards	60	Blake Horvath	at Navy	2024



PASSING

passed for 300 yards	360	Jayden Maiava	at USC	2024
passed for 400 yards	439	D.J. Uiagalelei	Clemson	2020
passed for 500 yards		never		
attempted 60 or more passes	60	Andy Kelly	Tennessee	1990
attempted 50 passes	51	Spencer Sanders	vs. Oklahoma St.	2021
attempted 40 passes	48	Jayden Maiava	at USC	2024
completed 30 passes	34	Spencer Sanders	vs. Oklahoma St.	2021
completed 20 passes	20	Gunner Stockton	Georgia	2024
threw 6 or more TDs	6	Cody Kessler	Southern Cal	2014
threw 5 TDs	5	Drake Maye	at North Carolina	2022
threw 4 TDs	4	Spencer Sanders	vs. Oklahoma St.	2021
completed 90-yard or more pass	97	Kyle Orton	Purdue	2004
completed 80-yard pass	83	Ethan Hampton	Northern Illinois	2024
completed 70-yard pass	83	Ethan Hampton	Northern Illinois	2024
completed 60-yard pass	67	Gunner Stockton	Georgia	2024

RECEIVING

caught 15 or more passes	15	Drake London	Southern Cal	2021
caught 10 passes	11	Emeka Egbuka	at Ohio State	2022
	11	Marvin Harrison Jr.	at Ohio State	2022
had 200 or more yards receiving	238	Selwyn Lymon	Purdue	2006
had 150 yards receiving	150	Antoine Green	at North Carolina	2022
had 100 yards receiving	133	Makai Lemon	at USC	2024
caught 3 or more TD passes	3	Ja’Kobi Lane	at USC	2024

SCORING

accounted for 7 or more TDs	7	Spencer Sanders	vs. Oklahoma St.	2021
accounted for 6 TDs	6	Cody Kessler	Southern Cal	2014
accounted for 5 TDs	5	Jayden Maiava	at USC	2024

DEFENSE

3 or more interceptions	3	Rod Johnson	NC State	2003
2 interceptions	2	Devin Neal	at Louisville	2023
3.0 or more sacks	3.0	Bradley Chubb	NC State	2016
2.0 sacks	2.0	Dani Dennis-Sutton	Penn State	2024

SPECIAL TEAMS

kicked 4 or more field goals	4	Brock Travelstead	at Louisville	2023
kicked a 50-yd or more field goal	56	Brock Travelstead	Louisville	2024
kicked a punt of 65 or more yards	65	Jake Bailey	Stanford	2017
totalled 100 or more KR yards	117	Makai Lemon	at USC	2024



2024 FINAL RESULTS

Date	ND Rank	Opp Rank	Opponent	Location	W/L	Score	Att	Leading Rusher	Leading Passer	Leading Receiver	Leading Tackler
8-31	7/7	20/20	at Texas A&M	Kyle Field	W	23-13	107,315 (c)	Love (91)	Leonard (158)	Collins (62)	Kiser (8)
9-7	5/7		NIU	Notre Dame Stadium	L	14-16	77,622 (c)	Love (79)	Leonard (163)	Collins (45)	Watts (8)
9-14	18/19		at Purdue	Ross-Ade Stadium	W	66-7	61,441 (c)	Love (109)	Leonard (112)	Harrison (47)	Heard/Onye (4)
9-21	17/18		Miami (OH)	Notre Dame Stadium	W	28-3	77,622 (c)	Leonard (143)	Leonard (154)	Collins (60)	Kiser/Traore (5)
9-28	16/14	15/17	Louisville	Notre Dame Stadium	W	31-24	77,622 (c)	Leonard (52)	Leonard (163)	Greathouse (61)	Moore (7)
10-12	11/12		Stanford	Notre Dame Stadium	W	49-7	77,622 (c)	Love (53)	Leonard (229)	Collins (85)	Bowen (7)
10-19	12/11		at Georgia Tech	Mercedes-Benz Stadium	W	31-13	59,021	Price (69)	Leonard (203)	Love (57)	Bowen (9)
10-26	12/11	24/24	Navy	MetLife Stadium	W	51-14	77,622 (c)	Love (102)	Leonard (178)	Faison (52)	Kiser/Sneed (9)
11-9	10/8		Florida State	Notre Dame Stadium	W	52-3	77,622 (c)	Price (95)	Leonard (215)	Greathouse (66)	Kiser (6)
11-16	8/7		Virginia	Notre Dame Stadium	W	35-14	77,622 (c)	Love (137)	Leonard (214)	Harrison (41)	Mills/Hinish/Shuler (4)
11-23	6/6		Army#	Yankee Stadium	W	49-14	47,342 (c)	Love (130)	Leonard (148)	Faison (46)	Ausberry (9)
11-30	5/5		at Southern Cal	LA Memorial Coliseum	W	49-35	73,241	Price (111)	Leonard (155)	Evans (59)	Watts (9)
12-20	3	9	Indiana	Notre Dame Stadium	W	27-17	77,622 (c)	Love (108)	Leonard (201)	Faison (89)	Watts (10)
1-2	3	2	vs. Georgia	Caesars Superdome	W	23-10	57,267	Leonard (80)	Leonard (90)	Faison (46)	Shuler (8)
1-9	3	5	vs. Penn State	Hard Rock Stadium	W	27-24	66,881 (c)	Love (46)	Leonard (223)	Greathouse (105)	Kiser (10)
1-20	3	6	vs. Ohio State	Mercedes-Benz Stadium	L	23-34	77,660 (c)	Leonard (40)	Leonard (255)	Greathouse (128)	Watts/Bowen (8)

NOTRE DAME SEASON REVIEW

- Notre Dame's 2024 defense was dominant and one of the most complete defenses in the country, ranking among the FBS' top teams. At the end of the season, Notre Dame was first in pass efficiency defense (104.4), first in turnovers gained (33), first in defensive touchdowns (6), first in blocked kicks (6), second in fumbles recovered (14), second in blocked punts (3), fourth in passing yards allowed (169.4), fourth in scoring defense (15.5), fifth in passes intercepted (19) and 11th in total defense (307.4).
- Senior quarterback Riley Leonard was the only Power 4 player this season, and one of two FBS players, to have passed for 2,600 yards and rushed for 900 yards. Leonard totaled 36 rushing touchdowns for his career, including three in the first half at Purdue, and two vs. Miami (OH) and Georgia Tech. He finished the season ranked second among all active FBS quarterbacks in rushing touchdowns.
- Notre Dame is one of just four programs in the Power 4 with eight or more wins over each of the last five seasons (2020-24), joined by Alabama, Clemson and Georgia.
- Notre Dame is the first team ever to beat an AP-ranked opponent in 6 different months in the same season: No. 20 Texas A&M in August, No. 15 Louisville in September, No. 24 Navy in October, No. 18 Army in November, No. 9 Indiana in December, No. 2 Georgia and No. 5 Penn State in January
- Sophomore running back Jeremiah Love and Leonard each had a rushing TD in the same game 11 times this season, becoming the most by any FBS duo in any season in the last 25 years (surpassing Nevada's Colin Kaepernick and Vai Taua with 10 in 2010).
- Xavier Watts made a statement as one of the best defensive players in college football. Watts totaled 13 interceptions on his career. His 13 interceptions over the last two seasons are the most by any FBS player during that span; the next closest players have nine.
- Watts had the most career interceptions by an Irish player since 1996. He is the 19th Notre Dame player to intercept 10 or more passes in a career and is tied for third on the all-time list for career interceptions in program history. Watts is responsible for seven of Notre Dame's 31 turnovers gained this season (six interceptions, one fumble recovery).
- Jeremiah Love scored a rushing touchdown in 13-straight games this season, a Notre Dame record for most consecutive game with a rushing TD, and a Notre Dame record for most consecutive games with a rushing TD to start a season. He was the only FBS running back to have scored a rushing touchdown in each regular season game this season.
- The victory over Penn State was the 14th ranked win of the Marcus Freeman era at Notre Dame, more than any other Irish head coach in the first three years of his tenure, and tied for the most of any FBS program over the past three seasons (Georgia, 14). In 2023, the 40-8 Sun Bowl victory over No. 21 Oregon State not only earned Freeman his first campaign with 10 victories, it also was his team's seventh victory over an Associated Press-ranked team in his first two years leading the program - breaking Terry Brennan's previous program record of six in 1954 and 55.
- Notre Dame ended the season with a 14-2 record, marking the most wins in a season in program history. Playing in its 16th game in the National Championship, Notre Dame extended the record for the most games it has played in a season ever.
- RB Jeremiah Love posted 1,125 rushing yards in 2024, the 21st time an Irish player has broken the 1,000-yard rushing mark in a season. He averaged 6.9 yards per carry, which ranks tied for second among all single-season 1,000-yard rushers in ND records (Reggie Brooks, 1992, 8.0 - 1,343; Josh Adams, 2017, 6.9 - 1,430).
- Notre Dame posted three-consecutive wins over AP Top 10 teams (No. 8 Indiana, No. 2 Georgia, No. 5 Penn State). It marked the most wins in consecutive games over Top 10 opponents since 1943, when the Irish topped No. 3 Navy, No. 3 Army, No. 8 Northwestern and No. 2 Iowa Pre-Flight in four-straight weeks.
- The Irish won four-straight bowl games (2023 Gator, 2024 Sun, 2025 Sugar, 2025 Orange), marking the longest bowl win streak in program history. The previous longs were three each (1992 Sugar, 1993 Cotton and 1994 Cotton; and the 1975 Orange, 1978 Cotton and 1979 Cotton).
- Notre Dame went on a 13-game win streak, tied for 10th-longest streak in program history. The Irish hold a 9-1 record against the past 10 AP-ranked opponents they have faced.
- Jack Kiser broke the career games played record at Notre Dame and finished with 70 career games played in an Irish uniform.

**2024-25 Notre Dame Football
Game Results
All games**Page 1/1
as of Aug 25, 2025**Team Results**

Date	Opponent		Score	Overall	Conf	Time	Attend
08/31/2024	at Texas A&M	W	23-13	1-0	0-0	3:30	107315
09/07/2024	NIU	L	14-16	1-1	0-0	3:16	77622
09/14/2024	at Purdue	W	66-7	2-1	0-0	3:19	61441
09/21/2024	Miami (OH)	W	28-3	3-1	0-0	3:14	77622
09/28/2024	Louisville	W	31-24	4-1	0-0	3:34	77622
10/12/2024	Stanford	W	49-7	5-1	0-0	4:11	77622
10/19/2024	vs Georgia Tech	W	31-13	6-1	0-0	3:17	59021
10/26/2024	vs Navy	W	51-14	7-1	0-0	3:12	76112
11/09/2024	Florida St.	W	52-3	8-1	0-0	3:25	77622
11/16/2024	Virginia	W	35-14	9-1	0-0	3:27	77622
11/23/2024	vs Army West Point	W	49-14	10-1	0-0	3:08	47342
11/30/2024	at Southern California	W	49-35	11-1	0-0	3:38	73241
12/20/2024	Indiana	W	27-17	12-1	0-0	3:26	77622
01/02/2025	vs Georgia	W	23-10	13-1	0-0	3:27	57267
01/09/2025	vs Penn St.	W	27-24	14-1	0-0	3:36	66881
01/20/2025	vs Ohio St.	L	23-34	14-2	0-0	3:20	77660

Team Statistics

	ND	OPP
Scoring	578	248
Points per game	36.1	15.5
Points Off Turnovers	151	44
First Downs	326	272
Rushing	147	126
Passing	150	118
Penalty	29	28
Rushing Yardage	3215	2209
Yards gained rushing	3457	2649
Yards lost rushing	242	440
Rushing attempts	568	584
Average per rush	5.7	3.8
Average per game	200.9	138.1
TDs Rushing	45	16
Passing Yardage	3170	2710
Comp-Att-Int	296-445-8	235-451-19
Average per pass	7.1	6.0
Average per catch	10.7	11.5
Average per game	198.1	169.4
TDs Passing	24	14
Total offense	6385	4919
Total plays	1013	1035
Average per play	6.3	4.8
Average per game	399.1	307.4
Kick returns: #-Yards	17-402	38-593
Punt returns: #-Yards	29-161	20-83
Int returns: #-Yards	19-454	8-78
Kick return average	23.6	15.6
Punt return average	5.6	4.2
Int return average	23.9	9.8
Fumbles-Lost	13-7	31-14
Penalties-Yards	93-814	87-773
Average per game	50.9	48.3
Punts-Yards	50-2091	75-3145
Average per punt	41.8	41.9
Net punt average	40.2	37.1
Kickoffs-Yards	107-6611	57-3494
Average per kick	61.8	61.3
Net kick average	41.2	37.3
Time of possession / game	30:10	29:50
3rd-down conversion	76/184	70/217
3rd-down pct	41%	32%
4th-down conversion	22/30	15/41

	ND	OPP
4th-down pct	73%	37%
Sacks by-Yards	40-284	25-134
Misc Yards	0	21
Touchdowns scored	76	30
Field goals - attempts	15-27	13-17
On-Side kicks	0-0	1-3
Red-zone scores	(49-60) 82%	(34-45) 76%
Red-zone touchdowns	(43-60) 72%	(25-45) 56%
PAT-attempts	(73-74) 99%	(27-27) 100%
2-point conversion-attempts	(2-2) 100%	(1-3) 33%
Attendance	543354	241997
Games / Avg per game	7/77622	3/80666
Neutral site games	-	6/64047

Score by Periods

Team	1st	2nd	3rd	4th	OT	TOT
Notre Dame	115	175	149	139	0	578
Opponents	40	78	45	85	0	248



Rushing

Player	gp	att	gain	loss	net	avg	td	lg	avg/g
Jeremiah Love	16	163	1162	37	1125	6.9	17	98	70.3
Riley Leonard	16	184	1018	112	906	4.9	17	50	56.6
Jadarian Price	16	120	787	41	746	6.2	7	70	46.6
Aneyas Williams	15	34	220	1	219	6.4	2	58	14.6
Kedren Young	7	21	116	0	116	5.5	1	12	16.6
Devyn Ford	13	13	57	2	55	4.2	0	11	4.2
Jayden Thomas	16	3	27	0	27	9.0	0	18	1.7
Kenny Minchey	1	2	12	0	12	6.0	1	7	12.0
Jordan Faison	13	3	10	0	10	3.3	0	6	0.8
Steve Angeli	11	9	38	29	9	1.0	0	29	0.8
Tyler Buchner	2	1	4	0	4	4.0	0	4	2.0
Justin Fisher	11	1	4	0	4	4.0	0	4	0.4
Jake Tafelski	7	1	2	0	2	2.0	0	2	0.3
Team	16	13	0	20	-20	-1.5	0	0	-1.3
Total	16	568	3457	242	3215	5.7	45	98	200.9
Opponents	16	584	2649	440	2209	3.8	16	70	138.1

Passing

Player	gp	effic	comp-att-int	pct	yds	td	lg	avg/g
Riley Leonard	16	139.6	269-403-8	66.7	2861	21	54	178.8
Steve Angeli	11	156.7	24-36-0	66.7	268	3	42	24.4
Tyler Buchner	2	293.2	1-1-0	100.0	23	0	23	11.5
Davis Sherwood	15	217.6	1-1-0	100.0	14	0	14	0.9
Kenny Minchey	1	133.6	1-1-0	100.0	4	0	4	4.0
Team	16	0.0	0-3-0	0.0	0	0	0	0.0
Total	16	140.6	296-445-8	66.5	3170	24	54	198.1
Opponents	16	104.4	235-451-19	52.1	2710	14	83	169.4

Receiving

Player	gp	no.	yds	avg	td	lg	avg/g
Mitchell Evans	16	43	421	9.8	3	33	26.3
Jaden Greathouse	16	42	592	14.1	4	54	37.0
Beaux Collins	16	41	490	12.0	3	53	30.6
Jordan Faison	13	30	356	11.9	1	44	27.4
Jeremiah Love	16	28	237	8.5	2	32	14.8
Kris Mitchell	16	22	224	10.2	2	28	14.0
Jayden Harrison	16	19	211	11.1	1	42	13.2
Jayden Thomas	16	18	167	9.3	2	23	10.4
Aneyas Williams	15	18	172	9.6	0	36	11.5
Eli Raridon	16	11	90	8.2	2	14	5.6
Deion Colzie	16	5	41	8.2	1	15	2.6
Jadarian Price	16	4	10	2.5	0	8	0.6
Cooper Flanagan	13	4	55	13.8	2	28	4.2
KK Smith	6	3	38	12.7	0	25	6.3
Devyn Ford	13	2	6	3.0	0	6	0.5
Kevin Bauman	14	1	8	8.0	1	8	0.6
Jake Tafelski	7	1	14	14.0	0	14	2.0
Davis Sherwood	15	1	19	19.0	0	19	1.3
Pat Coogan	16	1	11	11.0	0	11	0.7
Riley Leonard	16	1	-8	-8.0	0	0	-0.5
Justin Fisher	11	1	16	16.0	0	16	1.5
Total	16	296	3170	10.7	24	54	198.1
Opponents	16	235	2710	11.5	14	83	169.4

Punt Returns

Player	no.	yds	avg	td	lg
Max Hurleman	23	138	6.0	0	15
Jaden Greathouse	1	9	9.0	0	9
Rod Heard II	0	9	0.0	0	9
Aneyas Williams	1	5	5.0	0	5
Jordan Faison	1	0	0.0	0	0
Adon Shuler	1	0	0.0	0	0
Preston Zinter	1	0	0.0	0	0
Bryce Young	1	0	0.0	0	0
Total	29	161	5.6	0	15
Opponents	20	83	4.2	0	10

Interceptions

Player	no.	yds	avg	td	lg
Xavier Watts	6	136	22.7	1	100
Christian Gray	3	99	33.0	1	99
Adon Shuler	3	94	31.3	1	46
Leonard Moore	2	6	3.0	0	6
Jordan Clark	1	2	2.0	0	2
Junior Tuihalamaka	1	0	0.0	0	0
Luke Talich	1	79	79.0	1	79
Boubacar Traore	1	34	34.0	1	34
Kyngstonn Viliamu-Asa	1	4	4.0	0	4
Total	19	454	23.9	5	100
Opponents	8	78	9.8	0	33

Kick Returns

Player	no.	yds	avg	td	lg
Jayden Harrison	12	320	26.7	1	98
Devyn Ford	2	23	11.5	0	14
Jordan Faison	1	59	59.0	0	43
Jeremiah Love	1	0	0.0	0	0
Aneyas Williams	1	0	0.0	0	0
Total	17	402	23.6	1	98
Opponents	38	593	15.6	0	35

Fumbles Recovered

Player	no.	yds	avg	td	lg
Adon Shuler	1	28	28.0	0	28
Joshua Burnham	1	15	15.0	0	15
Kennedy Urlacher	1	3	3.0	0	3
Jack Kiser	2	0	0.0	0	0
Jaylen Sneed	1	0	0.0	1	0
Junior Tuihalamaka	2	0	0.0	0	0
Jaiden Ausberry	2	0	0.0	0	0
Rod Heard II	1	0	0.0	0	0
Xavier Watts	1	0	0.0	0	0
Max Hurleman	1	0	0.0	0	0
Kyngstonn Viliamu-Asa	1	0	0.0	0	0
Total	14	46	3.3	1	28
Opponents	7	0	0.0	0	0

Scoring

Player	td	fg	PAT						pts
			kick	rush	rcv	pass	dxp	saf	
Jeremiah Love	19	-	-	-	1	-	-	-	116
Riley Leonard	17	-	-	-	-	1	-	-	102
Mitch Jeter	-	13-21	54-54	-	-	-	-	-	93
Jadarian Price	7	-	-	-	-	-	-	-	42
Zac Yoakam	-	2-5	18-18	-	-	-	-	-	24
Jaden Greathouse	4	-	-	-	-	-	-	-	24
Beaux Collins	3	-	-	-	1	-	-	-	20
Mitchell Evans	3	-	-	-	-	-	-	-	18
Jayden Harrison	2	-	-	-	-	-	-	-	12
Kris Mitchell	2	-	-	-	-	-	-	-	12
Jayden Thomas	2	-	-	-	-	-	-	-	12
Eli Raridon	2	-	-	-	-	-	-	-	12
Cooper Flanagan	2	-	-	-	-	-	-	-	12
Aneyas Williams	2	-	-	-	-	-	-	-	12
Xavier Watts	1	-	-	-	-	-	-	-	6
Kevin Bauman	1	-	-	-	-	-	-	-	6
Deion Colzie	1	-	-	-	-	-	-	-	6
Jaylen Sneed	1	-	-	-	-	-	-	-	6
Jordan Faison	1	-	-	-	-	1	-	-	6
Christian Gray	1	-	-	-	-	-	-	-	6
Kenny Minchey	1	-	-	-	-	-	-	-	6
Adon Shuler	1	-	-	-	-	-	-	-	6
Luke Talich	1	-	-	-	-	-	-	-	6
Boubacar Traore	1	-	-	-	-	-	-	-	6
Kedren Young	1	-	-	-	-	-	-	-	6
Marcello Diomede	-	0-1	1-1	-	-	-	-	-	1
Total	76	15-27	73-74	0	2	2	0	0	578
Opponents	30	13-17	27-27	0	1	1	0	0	248

Field Goals

Player	fg	pct.	01-19	20-29	30-39	40-49	50-99	lg	blk
Mitch Jeter	13-21	61.9	0-0	2-4	1-3	10-13	0-1	49	4
Zac Yoakam	2-5	40.0	0-0	0-0	1-3	1-2	0-0	42	0
Marcello Diomede	0-1	0.0	0-0	0-0	0-0	0-0	0-1	0	0
Opponents	13-17	76.5	0-0	4-4	4-5	4-6	1-2	56	3

FG Sequence

Team Name	Notre Dame	Opponents
Texas A&M	(46),(26),(46)	(34),(49)
NIU	48,62	(42),(21),(35),53
Purdue	(42)	
Miami (OH)		(26),49
Louisville	(48)	(56)
Stanford		
Georgia Tech	(42),46	35
Navy	36,(32)	40
Florida St.	42,(28)	(23)
Virginia	54,36	
Army West Point	48,30	
Southern California	27	
Indiana	(49),(33),37	(34)
Georgia	(44),(48),(47)	(41)
Penn St.	(41),(41)	(20)
Ohio St.	27	(46),(33)

Total Offense

Player	g	plays	rush	pass	total	avg/g
Riley Leonard	16	587	906	2861	3767	235.4
Jeremiah Love	16	163	1125	0	1125	70.3
Jadarian Price	16	120	746	0	746	46.6
Steve Angeli	11	45	9	268	277	25.2
Aneyas Williams	15	34	219	0	219	14.6
Kedren Young	7	21	116	0	116	16.6
Devyn Ford	13	13	55	0	55	4.2
Tyler Buchner	2	2	4	23	27	13.5
Jayden Thomas	16	3	27	0	27	1.7
Kenny Minchey	1	3	12	4	16	16.0
Davis Sherwood	15	1	0	14	14	0.9
Jordan Faison	13	3	10	0	10	0.8
Justin Fisher	11	1	4	0	4	0.4
Jake Tafelski	7	1	2	0	2	0.3
Team	16	0	-20	0	-20	-1.3
Total	16	1013	3215	3170	6385	399.1
Opponents	16	1035	2209	2710	4919	307.4

Punting

Player	no.	yds	avg	lg	tb	fc	i20	50+	blk
James Rendell	50	2091	41.8	64	0	18	24	8	0
Total	50	2091	41.8	64	0	18	24	8	0
Opponents	75	3145	41.9	68	8	26	17	15	3

Kickoffs

Player	no.	yds	avg	tb	ob	retn	net	ydlr
Eric Goins	63	3838	60.9	20	0			
Mitch Jeter	43	2718	63.2	27	0			
Marcello Diomede	1	55	55.0	0	0			
Total	107	6611	61.8	47	0	36	41.2	23
Opponents	57	3494	61.3	36	1	18	37.3	27

Numbers in (parentheses) indicate field goal was made

All Purpose

Player	g	rush	rcv	pr	kr	ir	total	avg/g
Jeremiyah Love	16	1125	237	0	0	0	1362	85.1
Riley Leonard	16	906	-8	0	0	0	898	56.1
Jadarian Price	16	746	10	0	0	0	756	47.3
Jaden Greathouse	16	0	592	9	0	0	601	37.6
Jayden Harrison	16	0	211	0	320	0	531	33.2
Beaux Collins	16	0	490	0	0	0	490	30.6
Jordan Faison	13	10	356	0	59	0	425	32.7
Mitchell Evans	16	0	421	0	0	0	421	26.3
Aneyas Williams	15	219	172	5	0	0	396	26.4
Kris Mitchell	16	0	224	0	0	0	224	14.0
Jayden Thomas	16	27	167	0	0	0	194	12.1
Max Hurlleman	16	0	0	138	0	0	138	8.6
Xavier Watts	16	0	0	0	0	136	136	8.5
Kedren Young	7	116	0	0	0	0	116	16.6
Christian Gray	15	0	0	0	0	99	99	6.6
Adon Shuler	16	0	0	0	0	94	94	5.9
Eli Raridon	16	0	90	0	0	0	90	5.6
Devyn Ford	13	55	6	0	23	0	84	6.5
Luke Talich	16	0	0	0	0	79	79	4.9
Cooper Flanagan	13	0	55	0	0	0	55	4.2
Deion Colzie	16	0	41	0	0	0	41	2.6
KK Smith	6	0	38	0	0	0	38	6.3
Boubacar Traore	5	0	0	0	0	34	34	6.8
Justin Fisher	11	4	16	0	0	0	20	1.8
Davis Sherwood	15	0	19	0	0	0	19	1.3
Jake Tafelski	7	2	14	0	0	0	16	2.3
Kenny Minchey	1	12	0	0	0	0	12	12.0
Pat Coogan	16	0	11	0	0	0	11	0.7
Rod Heard II	16	0	0	9	0	0	9	0.6
Steve Angeli	11	9	0	0	0	0	9	0.8
Kevin Bauman	14	0	8	0	0	0	8	0.6
Leonard Moore	16	0	0	0	0	6	6	0.4
Tyler Buchner	2	4	0	0	0	0	4	2.0
Kyngstonn Viliamu-Asa	14	0	0	0	0	4	4	0.3
Jordan Clark	16	0	0	0	0	2	2	0.1
Team	16	-20	0	0	0	0	-20	-1.3
Total	16	3215	3170	161	402	454	7402	462.6
Opponents	16	2209	2710	83	593	78	5673	354.6



Team Defense

			Tackles				Sacks	Pass defense			Fumbles	blkd		
##	Player	gp	ua	a	tot	tfl/yds	no-yds	int-yds	brup	qbh	fr-yds	ff	kick	saf
24	Jack Kiser	16	55	35	90	5-24	2-19	.	1	3	2-0	2	.	.
0	Xavier Watts	16	52	30	82	3.5-12	.	6-136	10	4	1-0	1	.	.
34	Drayk Bowen	16	40	38	78	4-17	1-12	.	2	2	.	3	.	.
8	Adon Shuler	16	36	23	59	3-6	.	3-94	5	2	1-28	1	1	.
4	Jaiden Ausberry	16	35	23	58	6.5-15	0.5-0	.	1	2	2-0	.	.	.
3	Jaylen Sneed	16	22	29	51	6-20	2.5-16	.	.	2	1-0	2	.	.
15	Leonard Moore	16	34	14	48	2-17	.	2-6	11	1	.	2	.	.
1	Jordan Clark	16	29	8	37	2-4	.	1-2	5	1
2	Rod Heard II	16	25	12	37	2-10	1-8	.	4	1	1-0	1	.	.
99	Rylie Mills	13	19	18	37	8.5-60	7.5-59	.	.	4
27	Kyngstonn Viliamu-Asa	14	9	28	37	2.5-8	1-6	1-4	1	2	1-0	.	.	.
41	Donovan Hinish	16	19	16	35	4.5-32	4.5-32	.	1	4
29	Christian Gray	15	26	9	35	2.5-5	.	3-99	9	.	.	1	.	.
44	Junior Tuihalamaka	16	17	16	33	5.5-23	3-17	1-0	1	3	2-0	.	.	.
40	Joshua Burnham	14	16	14	30	6.5-20	2-4	.	1	3	1-15	1	.	.
56	Howard Cross III	13	14	14	28	5.5-33	4-29	.	1	3
97	Gabriel Rubio	11	12	12	24	2.5-11	1-5	.	1
30	Bryce Young	16	14	9	23	3-11	1.5-9	.	.	2	.	.	3	.
20	Benjamin Morrison	6	14	6	20	.	.	.	4
28	Luke Talich	16	14	6	20	.	.	1-79	.	.	.	1	.	.
9	RJ Oben	16	10	9	19	1.5-13	1-12	1	.	.
37	Max Hurleman	16	11	2	13	1-0	.	.	.
12	Jordan Botelho	3	5	7	12	1-13	1-13	.	.	2
23	Kennedy Urlacher	14	7	5	12	1-1	.	.	1	.	1-3	.	.	.
5	Boubacar Traore	5	8	3	11	5-26	3-24	1-34	.	2	.	1	.	.
13	Ben Minich	14	5	3	8	0.5-2	0.5-2	.	1
47	Jason Onye	5	4	3	7	1.5-13	1.5-13	.	1	2	.	.	1	.
10	Laghan Thomas	15	4	3	7	1.5-4	1.5-4	.	.	1
2	Jayden Harrison	16	4	.	4
88	Armel Mukam	11	3	1	4
25	Preston Zinter	16	4	.	4	1	.
59	Sean Sevillano Jr.	3	4	.	4
38	Davis Sherwood	15	2	1	3
7	Jaden Mickey	4	2	1	3	.	.	.	1
16	Tae Johnson	3	3	.	3
98	Mitch Jeter	14	1	1	2
58	Grant Ristoff	2	1	1	2
33	Tre Reader	5	1	1	2
6	Jordan Faison	13	2	.	2
49	Andrew Kros	7	1	1	2
21	Karson Hobbs	9	2	.	2	.	.	.	1
22	Devyn Ford	13	.	1	1
90	Eric Goins	9	1	.	1
0	Deion Colzie	16	.	1	1
26	Chris Salerno	16	1	.	1
78	Pat Coogan	16	1	.	1
24	Jadarian Price	16	1	.	1
70	Ashton Craig	3	1	.	1
77	Ty Chan	12	.	1	1
4	Jeremiyah Love	16	.	1	1
45	Kobi Onyiuoke	9	1	.	1
17	Brenan Vernon	2	1	.	1
98	Devan Houston	2	1	.	1
36	Bodie Kahoun	3	1	.	1
35	Teddy Rezac	8	1	.	1
96	Joseph Vinci	8	1	.	1
Totals		16	597	406	1003	87-400	40-284	19-454	63	46	14-46	17	6	0
Opponents		16	567	446	1013	76-255	25-134	8-78	32	21	7-0	9	4	0

**2024-25 Notre Dame Football
Team Game-by-Game Comparison
All games**Page 1/1
as of Aug 25, 2025

Opponent	Score	First Downs				Rushing Number-Yards	Passing		Yards	Total Offense Plays-Yards	Return Yards	Turn- Overs
		Total	Rush	Pass	Pen		Comp-Att-Int					
Texas A&M	23-13	18 / 17	8 / 9	8 / 5	2 / 3	34-198 / 38-146	18-30-0 / 12-30-2	158 / 100	64-356 / 68-246	31 / 59	0 / 2	
NIU	14-16	17 / 16	7 / 9	9 / 6	1 / 1	28-123 / 45-190	20-33-2 / 10-20-0	163 / 198	61-286 / 65-388	89 / 46	2 / 0	
Purdue	66-7	27 / 6	16 / 3	10 / 3	1 / 0	44-362 / 25-38	18-26-0 / 11-24-2	216 / 124	70-578 / 49-162	73 / 61	0 / 2	
Miami (OH)	28-3	24 / 17	8 / 8	11 / 6	5 / 3	36-270 / 28-110	17-28-0 / 14-36-2	158 / 119	64-428 / 64-229	0 / 10	2 / 2	
Louisville	31-24	11 / 19	4 / 7	6 / 11	1 / 1	31-117 / 35-131	17-23-0 / 24-41-1	163 / 264	54-280 / 76-395	83 / 28	2 / 3	
Stanford	49-7	24 / 14	14 / 7	9 / 6	1 / 1	39-229 / 41-113	18-27-0 / 10-18-0	248 / 87	66-477 / 59-200	39 / 3	1 / 1	
Georgia Tech	31-13	23 / 18	12 / 4	11 / 13	0 / 1	39-168 / 29-64	21-30-1 / 20-38-2	217 / 269	69-385 / 67-333	50 / 129	1 / 2	
Navy	51-14	20 / 17	11 / 10	8 / 4	1 / 3	40-265 / 43-222	15-25-0 / 7-14-1	201 / 88	65-466 / 57-310	44 / 44	0 / 6	
Florida St.	52-3	22 / 14	6 / 7	12 / 6	4 / 1	32-201 / 43-120	17-30-0 / 10-26-2	252 / 88	62-453 / 69-208	93 / 119	0 / 2	
Virginia	35-14	21 / 15	10 / 7	9 / 6	2 / 2	38-234 / 32-128	22-33-1 / 17-36-3	214 / 172	71-448 / 68-300	81 / 20	2 / 5	
Army West Point	49-14	20 / 15	9 / 11	10 / 0	1 / 4	29-273 / 58-207	14-18-0 / 4-9-0	189 / 26	47-462 / 67-233	54 / 22	0 / 1	
Southern California	49-35	23 / 29	11 / 11	9 / 16	3 / 2	38-258 / 28-197	18-23-1 / 27-49-2	178 / 360	61-436 / 77-557	206 / 143	2 / 2	
Indiana	27-17	20 / 17	8 / 6	11 / 10	1 / 1	35-193 / 27-63	23-32-1 / 20-34-1	201 / 215	67-394 / 61-278	74 / 21	1 / 1	
Georgia	23-10	14 / 16	8 / 5	5 / 9	1 / 2	37-154 / 29-62	15-24-0 / 20-32-0	90 / 234	61-244 / 61-296	109 / 25	0 / 2	
Penn St.	27-24	23 / 20	10 / 11	11 / 7	2 / 2	42-117 / 42-204	21-31-2 / 12-23-1	267 / 135	73-384 / 65-339	27 / 21	2 / 1	
Ohio St.	23-34	19 / 22	5 / 11	11 / 10	3 / 1	26-53 / 41-214	22-32-0 / 17-21-0	255 / 231	58-308 / 62-445	10 / 3	0 / 1	
Totals	578-248	326 / 272	147 / 126	150 / 118	29 / 28	568-3215 / 584-2209	296-445-8 / 235-451-19	3170 / 2710	1013-6385 / 1035-4919	1063 / 754	15 / 33	

Opponents	3rd Down Conversion	4th Down Conversion	Time of Possession	TOP Margin	Avg Yds/Rush	Avg Yds/Pass	Avg Yds/Play	Punting Number-Avg	Penalties Number-Yards	Sacks
Texas A&M	2-12 / 4-13	1-2 / 0-2	31:35 / 28:26	03:09	5.8 / 3.8	5.3 / 3.3	5.6 / 3.6	5-42.8 / 4-54.0	11-99.0 / 6-55.0	1 / 1
NIU	3-9 / 6-16	0-0 / 1-2	25:22 / 34:38	-09:16	4.4 / 4.2	4.9 / 9.9	4.7 / 6.0	5-36.8 / 4-35.0	3-35.0 / 3-35.0	0 / 2
Purdue	7-12 / 1-12	0-0 / 0-1	35:43 / 24:17	11:26	8.2 / 1.5	8.3 / 5.2	8.3 / 3.3	4-37.5 / 10-47.3	5-40.0 / 7-68.0	4 / 3
Miami (OH)	5-11 / 2-12	1-2 / 0-1	30:06 / 29:54	00:12	7.5 / 3.9	5.6 / 3.3	6.7 / 3.6	4-47.3 / 6-39.5	8-66.0 / 10-100.0	4 / 1
Louisville	2-10 / 7-17	2-3 / 1-5	27:55 / 32:05	-04:10	3.8 / 3.7	7.1 / 6.4	5.2 / 5.2	4-41.5 / 3-35.7	5-45.0 / 6-50.0	3 / 1
Stanford	6-11 / 4-12	3-3 / 1-4	29:16 / 30:44	-01:28	5.9 / 2.8	9.2 / 4.8	7.2 / 3.4	1-24.0 / 4-45.5	4-35.0 / 3-25.0	4 / 1
Georgia Tech	4-12 / 4-14	3-4 / 3-5	35:45 / 24:15	11:30	4.3 / 2.2	7.2 / 7.1	5.6 / 5.0	2-37.5 / 4-45.0	5-37.0 / 5-25.0	2 / 0
Navy	8-13 / 4-11	1-1 / 2-3	30:29 / 29:31	00:58	6.6 / 5.2	8.0 / 6.3	7.2 / 5.4	2-45.0 / 2-60.0	9-80.0 / 5-40.0	0 / 1
Florida St.	5-12 / 3-17	2-2 / 1-2	26:49 / 33:11	-06:22	6.3 / 2.8	8.4 / 3.4	7.3 / 3.0	3-40.0 / 7-40.9	3-30.0 / 6-56.0	8 / 2
Virginia	1-12 / 6-18	3-4 / 2-3	34:36 / 25:24	09:12	6.2 / 4.0	6.5 / 4.8	6.3 / 4.4	5-47.6 / 7-40.0	9-89.0 / 6-40.0	2 / 1
Army West Point	3-5 / 6-16	0-1 / 1-4	20:11 / 39:49	-19:38	9.4 / 3.6	10.5 / 2.9	9.8 / 3.5	0-0.0 / 4-29.8	5-44.0 / 2-26.0	1 / 0
Southern California	3-9 / 5-12	3-3 / 0-3	29:45 / 30:15	-00:30	6.8 / 7.0	7.7 / 7.3	7.1 / 7.2	2-51.0 / 4-45.8	3-44.0 / 7-69.0	1 / 2
Indiana	7-13 / 4-12	0-0 / 1-1	35:43 / 24:17	11:26	5.5 / 2.3	6.3 / 6.3	5.9 / 4.6	2-34.0 / 6-33.7	6-35.0 / 5-46.0	3 / 2
Georgia	4-14 / 2-12	0-1 / 0-3	31:47 / 28:13	03:34	4.2 / 2.1	3.8 / 7.3	4.0 / 4.9	5-43.4 / 4-39.8	10-75.0 / 5-36.0	4 / 1
Penn St.	11-17 / 3-11	0-0 / 2-2	30:04 / 29:56	00:08	2.8 / 4.9	8.6 / 5.9	5.3 / 5.2	4-39.3 / 5-42.0	4-30.0 / 5-44.0	1 / 5
Ohio St.	5-12 / 9-12	3-4 / 0-0	27:35 / 32:25	-04:50	2.0 / 5.2	8.0 / 11.0	5.3 / 7.2	2-48.5 / 1-51.0	3-30.0 / 6-58.0	2 / 2
Totals	76-184 / 70-217	22-30 / 15-41	482:41 / 477:20	05:21	5.7 / 3.8	7.1 / 6.0	6.3 / 4.8	50-41.8 / 75-41.9	93-814.0 / 87-773.0	40 / 25

Note: Game totals are displayed in the format TEAM/OPPONENT for each category



Date	Opponent	Rushing				Receiving				Passing				Kick Returns				Punt Returns				tot
		no.	yds	td	lg	no.	yds	td	lg	cmp-att-int	yds	td	lg	no.	yds	td	lg	no.	yds	td	lg	off
08/31/2024	at Texas A&M	34	198	2	47	18	158	0	20	18-30-0	158	0	20	1	19	0	19	0	0	0	0	356
09/07/2024	NIU	28	123	2	34	20	163	0	19	20-33-2	163	0	19	4	89	0	34	0	0	0	0	286
09/14/2024	at Purdue	44	362	6	70	18	216	2	42	18-26-0	216	2	42	0	0	0	0	4	35	0	11	578
09/21/2024	Miami (OH)	36	270	3	50	17	158	1	38	17-28-0	158	1	38	1	0	0	0	1	0	0	0	428
09/28/2024	Louisville	31	117	2	16	17	163	2	34	17-23-0	163	2	34	2	39	0	25	1	7	0	7	280
10/12/2024	Stanford	39	229	4	39	18	248	3	53	18-27-0	248	3	53	0	0	0	0	3	24	0	13	477
10/19/2024	vs Georgia Tech	39	168	3	23	21	217	0	28	21-30-1	217	0	28	0	0	0	0	2	14	0	12	385
10/26/2024	vs Navy	40	265	4	64	15	201	2	42	15-25-0	201	2	42	1	16	0	16	0	0	0	0	466
11/09/2024	Florida St.	32	201	4	65	17	252	2	28	17-30-0	252	2	28	0	0	0	0	4	12	0	12	453
11/16/2024	Virginia	38	234	2	76	22	214	3	25	22-33-1	214	3	25	2	27	0	16	5	0	0	3	448
11/23/2024	vs Army West Point	29	273	5	68	14	189	2	28	14-18-0	189	2	28	2	30	0	30	2	24	0	15	462
11/30/2024	at Southern California	38	258	3	36	18	178	2	23	18-23-1	178	2	23	0	0	0	0	1	7	0	7	436
12/20/2024	Indiana	35	193	2	98	23	201	1	44	23-32-1	201	1	44	2	65	0	43	1	9	0	9	394
01/02/2025	vs Georgia	37	154	0	32	15	90	1	14	15-24-0	90	1	14	1	98	1	98	2	11	0	7	244
01/09/2025	vs Penn St.	42	117	2	18	21	267	1	54	21-31-2	267	1	54	1	19	0	19	2	8	0	8	384
01/20/2025	vs Ohio St.	26	53	1	9	22	255	2	34	22-32-0	255	2	34	0	0	0	0	1	10	0	10	308
Notre Dame		568	3215	45	98	296	3170	24	54	296-445-8	3170	24	54	17	402	1	98	29	161	0	15	6385
Opponents		584	2209	16	70	235	2710	14	83	235-451-19	2710	14	83	38	593	0	35	20	83	0	10	4919

Notre Dame Averages

Games	Avg/ rush	Avg/ catch	Pass effic	KR avg	PR avg	All purpose avg/game	Total offense avg/game
16	5.7	10.7	140.6	23.6	5.6	462.6	399.1

Date	Opponent	Tackles				Sacks	Fumble		Pass Defense			blkd	PAT attempts			off		
		ua	a	total	tfl-yds	no-yds	ff	fr-yds	int-yds	qbh	brup	kick	kick	rush	rcv	saf	t/o	pts
08/31/2024	at Texas A&M	36	26	62	3.0-14	1-11	0	0-0	2-12	2	3	0	2-2	0	0	0	3	23
09/07/2024	NIU	33	44	77	3.0-7	0-0	1	0-0	0-0	3	3	1	2-2	0	0	0	0	14
09/14/2024	at Purdue	28	18	46	5.0-43	4-40	1	0-0	2-38	4	4	0	9-9	0	0	0	14	66
09/21/2024	Miami (OH)	28	24	52	5.0-34	4-30	2	0-0	2-0	3	8	1	4-4	0	0	0	7	28
09/28/2024	Louisville	48	16	64	7.0-23	3-16	2	2-3	1-34	8	9	0	4-4	0	0	0	17	31
10/12/2024	Stanford	34	28	62	8.0-46	4-30	1	1-15	0-0	3	1	0	7-7	0	0	0	7	49
10/19/2024	vs Georgia Tech	36	22	58	4.0-31	2-14	1	0-0	2-36	4	5	1	4-4	0	0	0	10	31
10/26/2024	vs Navy	23	46	69	2.0-2	0-0	0	5-28	1-0	2	2	0	6-7	0	0	0	27	51
11/09/2024	Florida St.	44	26	70	10.0-55	8-51	1	0-0	2-81	4	1	2	7-7	0	0	0	14	52
11/16/2024	Virginia	36	28	64	5.0-20	2-17	3	2-0	3-54	2	5	0	5-5	0	0	0	28	35
11/23/2024	vs Army West Point	54	16	70	5.0-14	1-3	1	1-0	0-0	1	2	1	7-7	0	0	0	0	49
11/30/2024	at Southern California	43	28	71	4.0-12	1-5	0	0-0	2-199	6	9	0	7-7	0	0	0	14	49
12/20/2024	Indiana	35	20	55	10.0-28	3-18	0	0-0	1-0	2	3	0	3-3	0	0	0	7	27
01/02/2025	vs Georgia	41	16	57	9.0-49	4-37	3	2-0	0-0	1	5	0	2-2	0	0	0	0	23
01/09/2025	vs Penn St.	32	38	70	2.0-10	1-8	0	0-0	1-0	1	1	0	3-3	0	0	0	3	27
01/20/2025	vs Ohio St.	46	10	56	5.0-12	2-4	1	1-0	0-0	0	2	0	1-1	0	2	0	0	23
Notre Dame		597	406	1003	87.0-400	40-284	17	14-46	19-454	46	63	6	73-74	0	2	0	151	578
Opponents		567	446	1013	76.0-255	25-134	9	7-0	8-78	21	32	4	27-27	0	1	0	44	248

Date	Opponent	Punting										Field Goals			Kickoffs			
		no.	yds	avg	long	blkd	tb	fc	50+	i20	md-att	long	blkd	no.	yds	avg	tb	ob
08/31/2024	at Texas A&M	5	214	42.8	49	0	0	0	0	3	3-3	46	0	6	384	64.0	4	0
09/07/2024	NIU	5	184	36.8	44	0	0	2	0	2	0-2	0	2	3	184	61.3	0	0
09/14/2024	at Purdue	4	150	37.5	43	0	0	3	0	0	1-1	42	0	11	710	64.5	8	0
09/21/2024	Miami (OH)	4	189	47.3	54	0	0	3	2	2	0-0	0	0	5	325	65.0	5	0
09/28/2024	Louisville	4	166	41.5	48	0	0	1	0	3	1-1	48	0	6	388	64.7	4	0
10/12/2024	Stanford	1	24	24.0	24	0	0	0	0	0	0-0	0	0	8	483	60.4	5	0
10/19/2024	vs Georgia Tech	2	75	37.5	51	0	0	0	1	0	1-2	42	0	6	390	65.0	2	0
10/26/2024	vs Navy	2	90	45.0	49	0	0	0	0	1	1-2	32	0	10	558	55.8	3	0
11/09/2024	Florida St.	3	120	40.0	41	0	0	1	0	1	1-2	28	0	9	572	63.6	3	0
11/16/2024	Virginia	5	238	47.6	64	0	0	1	2	4	0-2	0	0	6	373	62.2	3	0
11/23/2024	vs Army West Point	0	0	0.0	0	0	0	0	0	0	0-2	0	1	8	456	57.0	0	0
11/30/2024	at Southern California	2	102	51.0	60	0	0	0	1	1	0-1	0	0	8	489	61.1	1	0
12/20/2024	Indiana	2	68	34.0	37	0	0	1	0	1	2-3	49	1	6	353	58.8	0	0
01/02/2025	vs Georgia	5	217	43.4	54	0	0	2	1	2	3-3	48	0	6	390	65.0	5	0
01/09/2025	vs Penn St.	4	157	39.3	44	0	0	3	0	4	2-2	41	0	5	323	64.6	3	0
01/20/2025	vs Ohio St.	2	97	48.5	51	0	0	1	1	0	0-1	0	0	4	233	58.3	1	0
Notre Dame		50	2091	41.8	64	0	0	18	8	24	15-27	49	4	107	6611	61.8	47	0
Opponents		75	3145	41.9	68	3	8	26	15	17	13-17	56	3	57	3494	61.3	36	1



Date	Opponent	Rushing				Receiving				Passing				Kick Returns				Punt Returns				tot off
		no.	yds	td	lg	no.	yds	td	lg	cmp-att-int	yds	td	lg	no.	yds	td	lg	no.	yds	td	lg	
08/31/2024	at Texas A&M	38	146	1	14	12	100	0	18	12-30-2	100	0	18	2	41	0	24	2	18	0	10	246
09/07/2024	NIU	45	190	0	28	10	198	1	83	10-20-0	198	1	83	1	2	0	2	2	11	0	8	388
09/14/2024	at Purdue	25	38	0	11	11	124	1	52	11-24-2	124	1	52	3	61	0	25	0	0	0	0	162
09/21/2024	Miami (OH)	28	110	0	20	14	119	0	21	14-36-2	119	0	21	0	0	0	0	1	10	0	10	229
09/28/2024	Louisville	35	131	0	46	24	264	3	34	24-41-1	264	3	34	2	22	0	16	2	6	0	5	395
10/12/2024	Stanford	41	113	1	27	10	87	0	20	10-18-0	87	0	20	2	3	0	5	0	0	0	0	200
10/19/2024	vs Georgia Tech	29	64	1	20	20	269	1	60	20-38-2	269	1	60	4	98	0	31	1	4	0	4	333
10/26/2024	vs Navy	43	222	2	60	7	88	0	32	7-14-1	88	0	32	4	43	0	17	2	1	0	2	310
11/09/2024	Florida St.	43	120	0	27	10	88	0	15	10-26-2	88	0	15	6	110	0	24	1	9	0	9	208
11/16/2024	Virginia	32	128	2	18	17	172	0	38	17-36-3	172	0	38	1	10	0	10	4	10	0	7	300
11/23/2024	vs Army West Point	58	207	2	19	4	26	0	11	4-9-0	26	0	11	3	22	0	14	0	0	0	0	233
11/30/2024	at Southern California	28	197	2	23	27	360	3	35	27-49-2	360	3	35	6	117	0	35	2	11	0	7	557
12/20/2024	Indiana	27	63	0	22	20	215	2	28	20-34-1	215	2	28	1	18	0	18	0	0	0	0	278
01/02/2025	vs Georgia	29	62	0	28	20	234	1	67	20-32-0	234	1	67	1	19	0	19	1	6	0	6	296
01/09/2025	vs Penn St.	42	204	3	20	12	135	0	27	12-23-1	135	0	27	1	21	0	21	1	0	0	0	339
Opponents		543	1995	14	60	218	2479	12	83	218-430-19	2479	12	83	37	587	0	35	19	86	0	10	4474
Notre Dame		542	3162	44	98	274	2915	22	54	274-413-8	2915	22	54	17	402	1	98	28	151	0	15	6077

Opponents Averages

Games	Avg/ rush	Avg/ catch	Pass effic	KR avg	PR avg	All purpose avg/game	Total offense avg/game
15	3.7	11.4	99.5	15.9	4.5	348.3	298.3

		Tackles				Sacks	Fumble		Pass Defense			blkd	PAT attempts			off		
Date	Opponent	ua	a total	tfl-yds	no-yds	ff	fr-yds	int-yds	qbh	brup	kick	kick	rush	rcv	saf	t/o	pts	
08/31/2024	at Texas A&M	37	24	61	7.0-18	1-1	0	0-0	0-0	4	2	0	1-1	0	0	0	13	
09/07/2024	NIU	29	36	65	4.0-25	2-22	1	0-0	2-33	1	2	2	1-1	0	0	0	16	
09/14/2024	at Purdue	35	34	69	4.0-18	3-17	0	0-0	0-0	2	1	0	1-1	0	0	0	7	
09/21/2024	Miami (OH)	32	32	64	2.0-8	1-5	1	2-0	0-0	0	1	0	0-0	0	0	0	3	
09/28/2024	Louisville	37	14	51	5.0-19	1-6	2	2-0	0-0	2	0	0	3-3	0	0	0	14	
10/12/2024	Stanford	42	24	66	3.0-9	1-5	1	1-0	0-0	0	1	0	1-1	0	0	0	7	
10/19/2024	vs Georgia Tech	49	14	63	6.0-14	0-0	0	0-0	1-27	1	1	0	1-1	0	0	0	13	
10/26/2024	vs Navy	26	48	74	3.0-8	1-5	0	0-0	0-0	1	3	0	2-2	0	0	0	14	
11/09/2024	Florida St.	33	20	53	6.0-16	2-11	0	0-0	0-0	0	4	0	0-0	0	0	0	3	
11/16/2024	Virginia	43	36	79	4.0-13	1-1	0	1-0	1-0	2	5	0	2-2	0	0	0	14	
11/23/2024	vs Army West Point	25	22	47	3.0-3	0-0	1	0-0	0-0	1	0	1	2-2	0	0	0	14	
11/30/2024	at Southern California	39	24	63	3.0-10	2-9	1	1-0	1-15	1	0	0	5-5	0	0	0	35	
12/20/2024	Indiana	32	40	72	10.0-26	2-6	1	0-0	1-3	1	3	1	0-0	0	1	0	17	
01/02/2025	vs Georgia	32	28	60	1.0-11	1-11	0	0-0	0-0	2	4	0	1-1	0	0	0	10	
01/09/2025	vs Penn St.	40	32	72	8.0-32	5-22	1	0-0	2-0	3	4	0	3-3	0	0	0	24	
Opponents		531	428	959	69.0-230	23-121	9	7-0	8-78	21	31	4	23-23	0	1	0	214	
Notre Dame		551	396	947	82.0-388	38-280	16	13-46	19-454	46	61	6	72-73	0	0	0	555	

Date	Opponent	Punting										Field Goals			Kickoffs			
		no.	yds	avg	long	blkd	tb	fc	50+	i20	md-att	long	blkd	no.	yds	avg	tb	ob
08/31/2024	at Texas A&M	4	216	54.0	62	0	1	1	3	3	2-2	49	0	4	255	63.8	3	0
09/07/2024	NIU	4	140	35.0	41	0	1	2	0	0	3-4	42	1	5	271	54.2	1	0
09/14/2024	at Purdue	10	473	47.3	64	0	1	4	2	3	0-0	0	0	2	130	65.0	2	0
09/21/2024	Miami (OH)	6	237	39.5	51	0	0	3	1	2	1-2	26	1	2	118	59.0	1	0
09/28/2024	Louisville	3	107	35.7	38	0	0	2	0	2	1-1	56	0	5	313	62.6	3	0
10/12/2024	Stanford	4	182	45.5	49	0	0	1	0	1	0-0	0	0	2	125	62.5	1	1
10/19/2024	vs Georgia Tech	4	180	45.0	54	0	2	0	1	0	0-1	0	1	2	130	65.0	2	0
10/26/2024	vs Navy	2	120	60.0	68	0	2	0	2	0	0-1	0	0	4	184	46.0	0	0
11/09/2024	Florida St.	7	286	40.9	57	2	0	2	2	1	1-1	23	0	2	130	65.0	2	0
11/16/2024	Virginia	7	280	40.0	51	0	0	2	1	1	0-0	0	0	3	183	61.0	1	0
11/23/2024	vs Army West Point	4	119	29.8	49	1	0	1	0	0	0-0	0	0	3	167	55.7	1	0
11/30/2024	at Southern California	4	183	45.8	51	0	1	2	2	2	0-0	0	0	6	390	65.0	6	0
12/20/2024	Indiana	6	202	33.7	49	0	0	1	0	1	1-1	34	0	2	125	62.5	0	0
01/02/2025	vs Georgia	4	159	39.8	48	0	0	2	0	0	1-1	41	0	3	193	64.3	2	0
01/09/2025	vs Penn St.	5	210	42.0	48	0	0	3	0	1	1-1	20	0	5	325	65.0	4	0
01/20/2025	vs Ohio St.	1	51	51.0	51	0	0	0	1	0	2-2	46	0	7	455	65.0	7	0
Opponents		75	3145	41.9	68	3	8	26	15	17	13-17	56	3	57	3494	61.3	36	1
Notre Dame		50	2091	41.8	64	0	0	18	8	24	15-27	49	4	107	6611	61.8	47	0



2024-25 Notre Dame Football
Games Played
All games

Page 1/2
as of Aug 25, 2025

##	Player	GP-GS	AM	NIU	Purdue	Miami	LOU	Stan	GaTech	Navy	FSU	UVa	ARM	USC	IND	UG	PSU	OSU
0	Xavier Watts	16/16	START	START	START	START	START	START	START	START	START	START	START	START	START	START	START	START
0	Deion Colzie	16/0	XXX	XXX	XXX	XXX	XXX	XXX	XXX	XXX	XXX	XXX	XXX	XXX	XXX	XXX	XXX	XXX
1	Jordan Clark	16/8	START	XXX	START	START	XXX	START	XXX	XXX	START	START	XXX	START	START	XXX	XXX	XXX
1	Jaden Greathouse	16/11	XXX	START	XXX	XXX	START	START	XXX	START	START	START	START	START	XXX	START	START	START
1	Jayden Harrison	16/2	START	XXX	START	XXX	XXX	XXX	XXX	XXX	XXX	XXX	XXX	XXX	XXX	XXX	XXX	XXX
2	Rod Heard II	16/0	XXX	XXX	XXX	XXX	XXX	XXX	XXX	XXX	XXX	XXX	XXX	XXX	XXX	XXX	XXX	XXX
3	Gi'Bran Payne	0/0
3	Jaylen Sneed	16/6	XXX	START	XXX	XXX	START	XXX	START	XXX	XXX	XXX	XXX	XXX	XXX	START	START	START
4	Jaiden Ausberry	16/2	XXX	XXX	XXX	XXX	XXX	XXX	XXX	START	XXX	XXX	START	XXX	XXX	XXX	XXX	XXX
4	Jeremiyah Love	16/16	START	START	START	START	START	START	START	START	START	START	START	START	START	START	START	START
5	Beaux Collins	16/16	START	START	START	START	START	START	START	START	START	START	START	START	START	START	START	START
5	Boubacar Traore	5/2	XXX	XXX	XXX	START	START
6	Jordan Faison	13/2	START	XXX	START	...	XXX	XXX	XXX	XXX	XXX	XXX	XXX	XXX	XXX	XXX
7	Jaden Mickey	4/0	XXX	XXX	XXX	XXX
8	Kenny Minchey	1/0	XXX
8	Adon Shuler	16/16	START	START	START	START	START	START	START	START	START	START	START	START	START	START	START	START
9	RJ Oben	16/14	START	START	START	START	START	START	START	XXX	START	START	XXX	START	START	START	START	START
9	Eli Raridon	16/3	XXX	XXX	XXX	START	XXX	XXX	XXX	START	XXX	XXX	XXX	XXX	START	XXX	XXX	XXX
10	Kris Mitchell	16/14	XXX	START	START	START	XXX	START	START	START	START	START	START	START	START	START	START	START
10	Loghan Thomas	15/0	XXX	XXX	XXX	XXX	XXX	XXX	XXX	XXX	...	XXX	XXX	XXX	XXX	XXX	XXX	XXX
11	KK Smith	6/0	...	XXX	XXX	XXX	...	XXX	XXX	XXX
12	Jordan Botelho	3/3	START	START	START
12	CJ Carr	1/0	XXX
13	Riley Leonard	16/16	START	START	START	START	START	START	START	START	START	START	START	START	START	START	START	START
13	Ben Minich	14/0	...	XXX	XXX	XXX	...	XXX	XXX	XXX	XXX	XXX	XXX	XXX	XXX	XXX	XXX	XXX
14	Micah Gilbert	3/0	XXX	XXX	...	XXX
15	Leonard Moore	16/10	XXX	XXX	XXX	XXX	START	XXX	START	START	START	START	XXX	START	START	START	START	START
15	Anthony Rezac	0/0
16	Tae Johnson	3/0	XXX	XXX	XXX
16	James Rendell	15/0	XXX	XXX	XXX	XXX	XXX	XXX	XXX	XXX	XXX	XXX	...	XXX	XXX	XXX	XXX	XXX
17	Brenan Vernon	2/0	XXX	XXX
17	Cam Williams	1/0	XXX
18	Chance Tucker	0/0
18	Steve Angeli	11/0	XXX	XXX	XXX	XXX	...	XXX	XXX	XXX	XXX	XXX	XXX	XXX
19	Marty Auer	0/0
19	Logan Saldate	1/0	XXX
20	Benjamin Morrison	6/6	START	START	START	START	START	START
20	Aneyas Williams	15/0	...	XXX	XXX	XXX	XXX	XXX	XXX	XXX	XXX	XXX	XXX	XXX	XXX	XXX	XXX	XXX
21	Karson Hobbs	9/0	XXX	XXX	...	XXX	XXX	XXX	XXX	XXX	XXX	XXX
21	Kedren Young	7/0	XXX	XXX	...	XXX	XXX	XXX	...	XXX	XXX
22	Devyn Ford	13/0	XXX	XXX	XXX	XXX	XXX	XXX	XXX	XXX	XXX	XXX	XXX	XXX	XXX
23	Kennedy Urlacher	14/0	XXX	XXX	XXX	XXX	XXX	XXX	XXX	XXX	XXX	XXX	XXX	XXX	XXX	XXX
24	Jack Kiser	16/16	START	START	START	START	START	START	START	START	START	START	START	START	START	START	START	START
24	Jadarian Price	16/0	XXX	XXX	XXX	XXX	XXX	XXX	XXX	XXX	XXX	XXX	XXX	XXX	XXX	XXX	XXX	XXX
25	Dylan Devezin	1/0	XXX
25	Preston Zinter	16/0	XXX	XXX	XXX	XXX	XXX	XXX	XXX	XXX	XXX	XXX	XXX	XXX	XXX	XXX	XXX	XXX
26	Tyler Buchner	2/0	XXX	XXX
26	Chris Salerno	16/0	XXX	XXX	XXX	XXX	XXX	XXX	XXX	XXX	XXX	XXX	XXX	XXX	XXX	XXX	XXX	XXX
27	Kyngstonn Viliamu-Asa	14/1	XXX	XXX	XXX	XXX	XXX	XXX	XXX	XXX	XXX	XXX	START	XXX	XXX	XXX
28	Luke Talich	16/0	XXX	XXX	XXX	XXX	XXX	XXX	XXX	XXX	XXX	XXX	XXX	XXX	XXX	XXX	XXX	XXX
29	Christian Gray	15/15	START	START	START	START	...	START	START	START	START	START	START	START	START	START	START	START
30	Bryce Young	16/0	XXX	XXX	XXX	XXX	XXX	XXX	XXX	XXX	XXX	XXX	XXX	XXX	XXX	XXX	XXX	XXX
31	Taebon Bennie-Powell	0/0
32	Justin Fisher	11/0	XXX	XXX	XXX	...	XXX	XXX	XXX	XXX	XXX	XXX	XXX	XXX
32	Isaiah Dunn	1/0	XXX
33	Tre Reader	5/0	XXX	XXX	XXX	XXX	XXX
33	Matt Jeffery	4/0	XXX	XXX	...	XXX	...	XXX
34	Drayk Bowen	16/16	START	START	START	START	START	START	START	START	START	START	START	START	START	START	START	START
35	Teddy Rezac	8/0	XXX	XXX	...	XXX	XXX	...	XXX	XXX	XXX	XXX
36	Bodie Kahoun	3/0	XXX	XXX	XXX

2024-25 Notre Dame Football
Games Played
All gamesPage 2/2
as of Aug 25, 2025

##	Player	GP-GS	AM	NIU	Purdue	Miami	LOU	Stan	GaTech	Navy	FSU	UVa	ARM	USC	IND	UG	PSU	OSU
37	Max Hurlman	16/0	XXX	XXX	XXX	XXX	XXX	XXX	XXX	XXX	XXX	XXX	XXX	XXX	XXX	XXX	XXX	XXX
38	Davis Sherwood	15/0	XXX	XXX	...	XXX	XXX	XXX	XXX	XXX	XXX	XXX	XXX	XXX	XXX	XXX	XXX	XXX
38	Tommy Powlus	0/0
39	Rino Monteforte	16/0	XXX	XXX	XXX	XXX	XXX	XXX	XXX	XXX	XXX	XXX	XXX	XXX	XXX	XXX	XXX	XXX
39	Andrew Yanoshak	1/0	XXX
40	Joshua Burnham	14/10	XXX	XXX	XXX	XXX	START	START	START	START	START	START	START	START	START	START
41	Donovan Hinish	16/3	XXX	XXX	XXX	XXX	XXX	XXX	XXX	XXX	XXX	START	START	START	XXX	XXX	XXX	XXX
42	Henry Garrity	0/0
42	Cole Mullins	0/0
43	Kahanu Kia	0/0
44	Junior Tuihalamaka	16/3	XXX	XXX	XXX	XXX	XXX	START	XXX	START	XXX	XXX	START	XXX	XXX	XXX	XXX	XXX
45	Kobi Onyuke	9/0	XXX	XXX	XXX	XXX	XXX	XXX	...	XXX	XXX	XXX
46	Jake Tafelski	7/0	XXX	...	XXX	XXX	XXX	XXX	XXX	XXX
46	Jerry Rullo	2/0	XXX	...	XXX
47	Jason Onye	5/0	XXX	XXX	XXX	XXX	XXX
48	Marcello Diomede	3/0	XXX	...	XXX	...	XXX
48	Mickey Brown	1/0	XXX
49	Andrew Kros	7/0	XXX	XXX	XXX	XXX	XXX	XXX	XXX
49	Charles Du	0/0
50	Rocco Spindler	16/13	XXX	XXX	XXX	START	START	START	START	START	START	START	START	START	START	START	START	START
54	Anthonie Knapp	15/15	START	START	START	START	START	START	START	START	START	START	START	START	START	START	START	...
55	Chris Terek	14/0	XXX	XXX	XXX	XXX	XXX	XXX	XXX	XXX	XXX	XXX	XXX	XXX	XXX	XXX
56	Howard Cross III	13/13	START	START	START	START	START	START	START	START	START	START	START	START	START
56	Charles Jagusah	3/1	XXX	XXX	START
58	Grant Ristoff	2/0	XXX	XXX
59	Aamil Wagner	16/16	START	START	START	START	START	START	START	START	START	START	START	START	START	START	START	START
59	Sean Sevillano Jr.	3/0	XXX	XXX	XXX
60	Max Anderson	0/0
61	Robbie Wollan	1/0	XXX
64	Joe Otting	7/0	XXX	XXX	...	XXX	...	XXX	XXX	XXX	XXX
70	Ashton Craig	3/3	START	START	START
71	Styles Prescod	0/0
72	Sam Pendleton	13/7	START	START	START	START	START	START	START	XXX	XXX	XXX	XXX	XXX	XXX
73	Peter Jones	3/0	XXX	XXX	XXX
74	Billy Schrauth	12/12	START	START	START	START	START	START	START	START	START	START	START	START
75	Sullivan Absher	16/0	XXX	XXX	XXX	XXX	XXX	XXX	XXX	XXX	XXX	XXX	XXX	XXX	XXX	XXX	XXX	XXX
76	Gurby Lambert	6/0	XXX	XXX	...	XXX	XXX	XXX	XXX
77	Ty Chan	12/0	...	XXX	XXX	XXX	XXX	XXX	XXX	XXX	XXX	XXX	XXX	XXX	XXX
78	Pat Coogan	16/13	XXX	XXX	XXX	START	START	START	START	START	START	START	START	START	START	START	START	START
79	Tosh Baker	12/0	XXX	XXX	...	XXX	...	XXX	XXX	XXX	XXX	XXX	XXX	XXX	XXX	XXX
80	Xavier Southall	0/0
81	Jack Polian	2/0	XXX	XXX
82	Leo Scheidler	9/0	XXX	XXX	...	XXX	XXX	XXX	XXX	XXX	XXX	XXX
83	Jayden Thomas	16/0	XXX	XXX	XXX	XXX	XXX	XXX	XXX	XXX	XXX	XXX	XXX	XXX	XXX	XXX	XXX	XXX
84	Kevin Bauman	14/0	XXX	XXX	XXX	XXX	XXX	XXX	XXX	XXX	XXX	XXX	XXX	XXX	XXX	XXX
85	Jack Larsen	2/0	XXX	XXX
86	Alex Whitman	0/0
87	Cooper Flanagan	13/5	START	START	START	START	...	XXX	XXX	XXX	XXX	XXX	XXX	XXX	START	XXX
88	Mitchell Evans	16/11	XXX	XXX	XXX	XXX	START	START	START	START	START	START	START	START	XXX	START	START	START
88	Armel Mukam	11/0	XXX	XXX	XXX	...	XXX	XXX	XXX	XXX	XXX	XXX	XXX	XXX
89	Charlie Selna	6/0	XXX	XXX	XXX	XXX	...	XXX	XXX	...
90	Eric Goins	9/0	XXX	XXX	XXX	XXX	XXX	XXX	XXX	XXX	XXX
91	William Bartel	0/0
92	Zac Yoakam	5/0	XXX	XXX	XXX	XXX	...	XXX
93	Quentin Autry	0/0
96	Joseph Vinci	8/0	XXX	XXX	XXX	...	XXX	XXX	XXX	XXX	XXX
97	Gabriel Rubio	11/3	XXX	XXX	XXX	XXX	XXX	XXX	XXX	XXX	START	START	START
98	Mitch Jeter	14/0	XXX	XXX	XXX	XXX	XXX	XXX	XXX	XXX	XXX	XXX	XXX	XXX	XXX	XXX
98	Devan Houston	2/0	XXX	XXX
99	Rylie Mills	13/13	START	START	START	START	START	START	START	START	START	START	START	START	START



#0 MALACHI FIELDS
WR • 6-4 • 222 lbs • Senior
Charlottesville, VA • Monticello/Virginia

Rushing and Passing

SEASON	TEAM	gp	Rushing						Passing									
			att	yds	td	lg	avg/c	avg/g	comp-att-int	yds	td	lg	pct	avg/p	avg/g	effic		
2021-22	Uva	11	0	0	0	0	0.0	0.0	0-0-0	0	0	0	0.0	0.0	0.0	0.0		
2022-23	Uva	1	0	0	0	0	0.0	0.0	0-0-0	0	0	0	0.0	0.0	0.0	0.0		
2023-24	Uva	12	1	-6	0	0	-6.0	-0.5	0-0-0	0	0	0	0.0	0.0	0.0	0.0		
2024-25	Uva	12	0	0	0	0	0.0	0.0	2-3-0	51	0	29	66.7	25.5	4.3	209.5		
TOTAL FOR ND			0	0	0	0	0.0	0.0	0-0-0	0	0	0	0.0	0.0	0.0	0.0		
TOTAL			36	1	-6	0	-6.0	-0.2	2-3-0	51	0	29	66.7	25.5	1.4	209.5		

Scoring and Total Offense

SEASON	TEAM	gp	Scoring										Total Offense			
			td	rush	rcv	ret	pat	2pat	fg	total	avg/g	rush	pass	total	avg/g	
2021-22	Uva	11	0	0	0	0	0	0	0	0	0.0	0	0	0	0.0	
2022-23	Uva	1	1	0	1	0	0	0	0	6	6.0	0	0	0	0.0	
2023-24	Uva	12	5	0	5	0	0	0	0	32	2.7	-6	0	-6	-0.5	
2024-25	Uva	12	5	0	5	0	0	0	0	30	2.5	0	51	51	4.3	
TOTAL FOR ND			0	0	0	0	0	0	0	0	0.0	0	0	0	0.0	
TOTAL			36	11	0	11	0	0	0	68	1.9	-6	51	45	1.3	

Punting and All Purpose

SEASON	TEAM	gp	Punting				All Purpose									
			no.	yds	lg	avg/g	rush	rcv	pr	kr	lr	total	avg/g			
2021-22	Uva	11	0	0	0	0.0	0	172	0	0	0	172	15.6			
2022-23	Uva	1	0	0	0	0.0	0	58	0	0	0	58	58.0			
2023-24	Uva	12	0	0	0	0.0	-6	811	0	0	0	805	67.1			
2024-25	Uva	12	0	0	0	0.0	0	808	0	0	0	808	67.3			
TOTAL FOR ND			0	0	0	0.0	0	0	0	0	0	0	0.0			
TOTAL			36	0	0	0.0	-6	1849	0	0	0	1843	51.2			

Tackles

SEASON	TEAM	GP	Tackles										Interceptions				Receptions			
			ua	a	total	ttl	pbu	ff	fr	blk	sacks		int	rec	yds	td	lg	rec/g	yds/r	yds/g
2021-22	Uva	11	1	0	1	0-0	0	0	0	0	0		0	11	172	0	51	1.0	15.6	15.6
2022-23	Uva	1	0	0	0	0-0	0	0	0	0	0		0	5	58	1	15	5.0	11.6	58.0
2023-24	Uva	12	2	0	2	0-0	0	0	0	0	0		0	58	811	5	39	4.8	14.0	67.6
2024-25	Uva	12	3	0	3	0-0	0	1	0	0	0		0	55	808	5	45	4.6	14.7	67.3
TOTAL FOR ND			0	0	0	0-0	0	0	0	0	0		0	0	0	0	0	0.0	0.0	0.0
TOTAL			36	6	6	0-0	0	1	0	0	0		0	129	1849	11	51	3.6	14.3	51.4

Single Game Highs

Statistic	Value	
Rushing Attempts	1	at Maryland 09/15/23
Total Passes	1	vs Boston College 10/05/24, at Notre Dame 11/16/24, vs Louisville 10/12/24
Completed Passes	1	vs Boston College 10/05/24, vs Louisville 10/12/24
Passes Yards	29	vs Boston College 10/05/24
Longest Pass	29	vs Boston College 10/05/24
Receptions	11	at Wake Forest 09/07/24
Receptions Yards	148	at Wake Forest 09/07/24
Receptions Touchdowns	2	vs Virginia Tech 11/25/23, at Coastal Carolina 09/21/24
Longest Reception	51	at Louisville 10/09/21
Total Tackles	1	6 times



#0 DeVONTA SMITH
CB • 5-11 • 195 lbs • Senior
Cincinnati, OH • La Salle/Alabama

Rushing and Passing

SEASON	TEAM	gp	Rushing						Passing									
			att	yds	td	lg	avg/c	avg/g	comp-att-int	yds	td	lg	pct	avg/p	avg/g	effic		
2021-22	UA	9	0	0	0	0	0.0	0.0	0-0-0	0	0	0	0.0	0.0	0.0	0.0		
2022-23	UA	9	0	0	0	0	0.0	0.0	0-0-0	0	0	0	0.0	0.0	0.0	0.0		
2023-24	UA	3	0	0	0	0	0.0	0.0	0-0-0	0	0	0	0.0	0.0	0.0	0.0		
2024-25	UA	12	0	0	0	0	0.0	0.0	0-0-0	0	0	0	0.0	0.0	0.0	0.0		
TOTAL FOR ND			0	0	0	0	0.0	0.0	0-0-0	0	0	0	0.0	0.0	0.0	0.0		
TOTAL			33	0	0	0	0.0	0.0	0-0-0	0	0	0	0.0	0.0	0.0	0.0		

Scoring and Total Offense

SEASON	TEAM	gp	Scoring										Total Offense			
			td	rush	rcv	ret	pat	2pat	fg	total	avg/g	rush	pass	total	avg/g	
2021-22	UA	9	0	0	0	0	0	0	0	0	0.0	0	0	0	0.0	
2022-23	UA	9	0	0	0	0	0	0	0	0	0.0	0	0	0	0.0	
2023-24	UA	3	0	0	0	0	0	0	0	0	0.0	0	0	0	0.0	
2024-25	UA	12	0	0	0	0	0	0	0	0	0.0	0	0	0	0.0	
TOTAL FOR ND			0	0	0	0	0	0	0	0	0.0	0	0	0	0.0	
TOTAL			33	0	0	0	0	0	0	0	0.0	0	0	0	0.0	

Punting and All Purpose

SEASON	TEAM	gp	Punting				All Purpose									
			no.	yds	lg	avg/g	rush	rcv	pr	kr	lr	total	avg/g			
2021-22	UA	9	0	0	0	0.0	0	0	0	0	0	0	0.0			
2022-23	UA	9	0	0	0	0.0	0	0	0	0	0	0	0.0			
2023-24	UA	3	0	0	0	0.0	0	0	0	0	0	0	0.0			
2024-25	UA	12	0	0	0	0.0	0	0	0	0	0	0	0.0			
TOTAL FOR ND			0	0	0	0.0	0	0	0	0	0	0	0.0			
TOTAL			33	0	0	0.0	0	0	0	0	0	0	0.0			

Tackles

SEASON	TEAM	GP	Tackles										Interceptions				Receptions			
			ua	a	total	ttl	pbu	ff	fr	blk	sacks		int	rec	yds	td	lg	rec/g	yds/r	yds/g
2021-22	UA	9	1	1	2	0-0	0	0	0	0	0		0	0	0	0	0	0.0	0.0	0.0
2022-23	UA	9	0	0	0	0-0	0	0	0	0	0		0	0	0	0	0	0.0	0.0	0.0
2023-24	UA	3	3	1	4	0-0	0	0	0	0	0		0	0	0	0	0	0.0	0.0	0.0
2024-25	UA	12	18	12	30	0.5-1	5	1	0	0	0		0	0	0	0	0	0.0	0.0	0.0
TOTAL FOR ND			0	0	0	0-0	0	0	0	0	0		0	0	0	0	0	0.0	0.0	0.0
TOTAL			33	22	14	36	0.5-1	5	1	0	0		0	0	0	0	0	0.0	0.0	0.0

Single Game Highs

Statistic	Value	
Total Tackles	8	at Oklahoma 11/23/24
Total Tackles For Loss	0.5	at Oklahoma 11/23/24



#2 WILL PAULING

WR • 5-10 • 190 lbs • Senior
Chicago, IL • Homewood-Flossmoor/Wisconsin

Rushing and Passing

SEASON	TEAM	gp	Rushing							Passing						
			att	yds	td	lg	avg/c	avg/g	comp-att-int	yds	td	lg	pct	avg/p	avg/g	eff%
2021-22	UC	4	0	0	0	0	0.0	0.0	0-0-0	0	0	0	0.0	0.0	0.0	0.0
2022-23	UC	9	1	-8	0	0	-8.0	-0.9	0-0-0	0	0	0	0.0	0.0	0.0	0.0
2023-24	Wisc	13	1	11	0	11	11.0	0.8	1-1-0	19	0	19	100.0	19.0	1.5	259.6
2024-25	Wisc	10	1	4	0	4	4.0	0.4	0-0-0	0	0	0	0.0	0.0	0.0	0.0
TOTAL FOR ND		0	0	0	0	0	0.0	0.0	0-0-0	0	0	0	0.0	0.0	0.0	0.0
TOTAL		36	3	7	0	11	2.3	0.2	1-1-0	19	0	19	100.0	19.0	259.6	

Scoring and Total Offense

SEASON	TEAM	gp	Scoring									Total Offense			
			td	rush	rcv	ret	pat	2pat	fg	total	avg/g	rush	pass	total	avg/g
2021-22	UC	4	0	0	0	0	0	0	0	0.0	0	0	0	0.0	
2022-23	UC	9	0	0	0	0	0	0	0	0.0	-8	0	-8	-0.9	
2023-24	Wisc	13	6	0	6	0	0	1	0	36	2.8	11	19	30	2.3
2024-25	Wisc	10	3	0	3	0	0	0	0	18	1.8	4	0	4	0.4
TOTAL FOR ND		0	0	0	0	0	0	0	0	0.0	0	0	0	0	0.0
TOTAL		36	9	0	9	0	0	1	0	54	1.5	7	19	26	0.7

Punting and All Purpose

			Punting				All Purpose						
SEASON	TEAM	gp	no.	yds	lg	avg/g	rush	rcv	pr	kr	lr	total	avg/g
2021-22	UC	4	0	0	0	0.0	0	6	0	0	0	6	1.5
2022-23	UC	9	0	0	0	0.0	-8	122	0	0	0	114	12.7
2023-24	Wisc	13	0	0	0	0.0	11	837	0	0	0	848	65.2
2024-25	Wisc	10	0	0	0	0.0	4	407	0	0	0	411	41.1
TOTAL FOR ND			0	0	0	0.0	0	0	0	0	0	0	0.0
TOTAL			36	0	0	0.0	7	1372	0	0	0	1379	38.3

Tackles

SEASON	TEAM	GP	Tackles										Interceptions		Receptions					
			ua	a	total	tfl	pbu	ff	fr	blk	sacks	int	rec	yds	td	lg	rec/g	yds/r	yds/g	
2021-22	UC	4	0	0	0	0-0	0	0	0	0	0	0	1	6	0	6	0.3	6.0	1.5	
2022-23	UC	9	1	0	1	0-0	0	0	0	0	0	0	12	122	0	30	1.3	10.2	13.6	
2023-24	Wisc	13	2	1	3	0-0	0	0	0	0	0	0	74	837	6	53	5.7	11.3	64.4	
2024-25	Wisc	10	2	0	2	0-0	0	0	0	0	0	0	42	407	3	28	4.2	9.7	40.7	
TOTAL FOR ND			0	0	0	0-0	0	0	0	0	0	0	0	0	0	0	0.0	0.0	0.0	0.0
TOTAL			36	5	1	6	0-0	0	0	0	0	0	129	1372	9	53	3.6	10.6	38.1	

Single Game Highs

Statistic	Value	
Rushing Attempts	1	vs Louisville 12/17/22, vs Nebraska 11/18/23, vs Penn St. 10/26/24
Rushing Yards Net	11	vs Nebraska 11/18/23
Longest Rushing	11	vs Nebraska 11/18/23
Total Passes	1	at Purdue 09/22/23
Completed Passes	1	at Purdue 09/22/23
Passes Yards	19	at Purdue 09/22/23
Longest Pass	19	at Purdue 09/22/23
Receptions	10	vs Northwestern 11/11/23
Receptions Yards	143	vs LSU 01/01/24
Receptions Touchdowns	2	vs LSU 01/01/24
Longest Reception	53	vs LSU 01/01/24
Total Tackles	1	6 times



#3 GI'BRAN PAYNE

RB • 5-10 • 205 lbs • Junior
Cincinnati, OH • La Salle

Rushing and Passing

			Rushing						Passing							
SEASON	TEAM	gp	att	yds	td	lg	avg/c	avg/g	comp-att-int	yds	td	lg	pct	avg/p	avg/g	eff
2022-23	ND	4	2	5	0	3	2.5	1.3	0-0-0	0	0	0	0.0	0.0	0.0	0.0
2023-24	ND	13	45	168	2	12	3.7	12.9	0-0-0	0	0	0	0.0	0.0	0.0	0.0
TOTAL		17	47	173	2	12	3.7	10.2	0-0-0	0	0	0	0.0	0.0	0.0	0.0

Scoring and Total Offense

			Scoring									Total Offense			
SEASON	TEAM	gp	td	rush	rcv	ret	pat	2pat	fg	total	avg/g	rush	pass	total	avg/g
2022-23	ND	4	0	0	0	0	0	0	0	0	0.0	5	0	5	1.3
2023-24	ND	13	4	2	2	0	0	0	0	24	1.8	168	0	168	12.9
TOTAL		17	4	2	2	0	0	0	0	24	1.4	173	0	173	10.2

Punting and All Purpose

			Punting				All Purpose						
SEASON	TEAM	gp	no.	yds	lg	avg/g	rush	rcv	pr	kr	lr	total	avg/g
2022-23	ND	4	0	0	0	0.0	5	0	0	0	0	5	1.3
2023-24	ND	13	0	0	0	0.0	168	58	0	41	0	267	20.5
TOTAL		17	0	0	0	0.0	173	58	0	41	0	272	16.0

Tackles

			Tackles								Interceptions	Receptions							
SEASON	TEAM	GP	ua	a	total	tfl	pbu	ff	fr	blk	sacks	int	rec	yds	td	lg	rec/g	yds/r	yds/g
2022-23	ND	4	0	0	0	0-0	0	0	0	0	0	0	0	0	0	0	0.0	0.0	0.0
2023-24	ND	13	0	0	0	0-0	0	0	0	0	0	0	9	58	2	42	0.7	6.4	4.5
TOTAL		17	0	0	0	0-0	0	0	0	0	0	0	9	58	2	42	0.5	6.4	3.4

Single Game Highs

Statistic	Value	
Rushing Attempts	6	5 times
Rushing Yards Net	35	at Stanford 11/25/23
Rushing Touchdowns	1	vs Ohio St. 09/23/23, at Stanford 11/25/23
Longest Rushing	12	vs Tennessee St. 09/02/23, at Stanford 11/25/23
Receptions	2	vs Tennessee St. 09/02/23, vs Navy 08/26/23, vs Ohio St. 09/23/23
Receptions Yards	45	vs Tennessee St. 09/02/23
Receptions Touchdowns	1	vs Tennessee St. 09/02/23, vs Southern California 10/14/23
Longest Reception	42	vs Tennessee St. 09/02/23
Longest Kick Return	24	vs Navy 08/26/23



#3 JAYLEN SNEED

LB • 6-2 • 230 lbs • Junior
Hilton Head Island, SC • Hilton Head

Rushing and Passing

SEASON	TEAM	gp	Rushing						Passing							
			att	yds	td	lg	avg/c	avg/g	comp-att-int	yds	td	lg	pct	avg/p	avg/g	effic
2022-23	ND	4	0	0	0	0	0.0	0.0	0-0-0	0	0	0	0.0	0.0	0.0	0.0
2023-24	ND	13	0	0	0	0	0.0	0.0	0-0-0	0	0	0	0.0	0.0	0.0	0.0
2024-25	ND	16	0	0	0	0	0.0	0.0	0-0-0	0	0	0	0.0	0.0	0.0	0.0
TOTAL		33	0	0	0	0	0.0	0.0	0-0-0	0	0	0	0.0	0.0	0.0	0.0

Scoring and Total Offense

			Scoring									Total Offense			
SEASON	TEAM	gp	td	rush	rcv	ret	pat	2pat	fg	total	avg/g	rush	pass	total	avg/g
2022-23	ND	4	0	0	0	0	0	0	0	0	0.0	0	0	0	0.0
2023-24	ND	13	0	0	0	0	0	0	0	0	0.0	0	0	0	0.0
2024-25	ND	16	1	0	0	1	0	0	0	6	0.4	0	0	0	0.0
TOTAL		33	1	0	0	1	0	0	0	6	0.2	0	0	0	0.0

Punting and All Purpose

			Punting				All Purpose						
SEASON	TEAM	gp	no.	yds	lg	avg/g	rush	rcv	pr	kr	lr	total	avg/g
2022-23	ND	4	0	0	0	0.0	0	0	0	0	0	0	0.0
2023-24	ND	13	0	0	0	0.0	0	0	0	0	0	0	0.0
2024-25	ND	16	0	0	0	0.0	0	0	0	0	0	0	0.0
TOTAL		33	0	0	0	0.0	0	0	0	0	0	0	0.0

Tackles

			Tackles								Interceptions		Receptions						
SEASON	TEAM	GP	ua	a	total	tfl	pbu	ff	fr	blk	sacks	int	rec	yds	td	lg	rec/g	yds/r	yds/g
2022-23	ND	4	1	6	7	0.5	0	0	0	0	0	0	0	0	0	0	0.0	0.0	0.0
2023-24	ND	13	5	9	14	1-8	2	1	0	0	1	0	0	0	0	0	0.0	0.0	0.0
2024-25	ND	16	22	29	51	6-20	2	1	0	2	2.5	0	0	0	0	0	0.0	0.0	0.0
TOTAL			33	28	44	7.5-31	2	3	1	0	3.5	0	0	0	0	0	0.0	0.0	0.0

Single Game Highs

Statistic	Value	
Total Tackles	9	vs Navy 10/26/24
Total Sacks	1	vs Southern California 10/14/23, vs Florida St. 11/09/24, vs Louisville 09/28/24
Total Tackles For Loss	1	6 times



#4 JEREMIAH LOVE
RB • 6-0 • 214 lbs • Junior
St. Louis, MO • Christian Brothers

Rushing and Passing

		Rushing							Passing							
SEASON	TEAM	gp	att	yds	td	lg	avg/c	avg/g	comp-att-int	yds	td	lg	pct	avg/p	avg/g	eff
2023-24	ND	13	71	385	1	36	5.4	29.6	0-0-0	0	0	0	0.0	0.0	0.0	0.0
2024-25	ND	16	163	1125	17	98	6.9	70.3	0-0-0	0	0	0	0.0	0.0	0.0	0.0
TOTAL		29	234	1510	18	98	6.5	52.1	0-0-0	0	0	0	0.0	0.0	0.0	0.0

Scoring and Total Offense

			Scoring								Total Offense				
SEASON	TEAM	gp	td	rush	rcv	ret	pat	2pat	fg	total	avg/g	rush	pass	total	avg/g
2023-24	ND	13	2	1	1	0	0	0	0	12	0.9	385	0	385	29.6
2024-25	ND	16	19	17	2	0	0	0	0	116	7.3	1125	0	1125	70.3
TOTAL		29	21	18	3	0	0	0	0	128	4.4	1510	0	1510	52.1

Punting and All Purpose

SEASON	TEAM	gp	Punting				All Purpose						
			no.	yds	lg	avg/g	rush	rcv	pr	kr	lr	total	avg/g
2023-24	ND	13	0	0	0	0.0	385	77	0	42	0	504	38.8
2024-25	ND	16	0	0	0	0.0	1125	237	0	0	0	1362	85.1
TOTAL		29	0	0	0	0.0	1510	314	0	42	0	1866	64.3

Tackles

			Tackles									Interceptions		Receptions					
SEASON	TEAM	GP	ua	a	total	tfl	pbu	ff	fr	blk	sacks	int	rec	yds	td	lg	rec/g	yds/r	yds/g
2023-24	ND	13	1	0	1	0-0	0	0	0	0	0	0	8	77	1	33	0.6	9.6	5.9
2024-25	ND	16	0	1	1	0-0	0	0	0	0	0	0	28	237	2	32	1.8	8.5	14.8
TOTAL		29	1	1	2	0-0	0	0	0	0	0	0	36	314	3	33	1.2	8.7	10.8

Single Game Highs

Statistic	Value	
Rushing Attempts	16	vs Virginia 11/16/24
Rushing Yards Net	137	vs Virginia 11/16/24
Rushing Touchdowns	2	vs Navy 10/26/24, vs Virginia 11/16/24, vs Army West Point 11/23/24
Longest Rushing	98	vs Indiana 12/20/24
Receptions	5	vs Louisville 09/28/24
Receptions Yards	57	vs Georgia Tech 10/19/24
Receptions Touchdowns	1	vs Oregon St. 12/29/23, vs Louisville 09/28/24, vs Army West Point 11/23/24
Longest Reception	33	vs Pittsburgh 10/28/23
Longest Kick Return	21	at Duke 09/30/23
Total Tackles	1	at Clemson 11/04/23, vs Indiana 12/20/24



#5 CAM WILLIAMS
WR • 6-2 • 200 lbs • Freshman
Glen Ellyn, IL • Glenbard South

Rushing and Passing

		Rushing							Passing							
SEASON	TEAM	gp	att	yds	td	lg	avg/c	avg/g	comp-att-int	yds	td	lg	pct	avg/p	avg/g	effic
2024-25	ND	1	0	0	0	0	0.0	0.0	0-0-0	0	0	0	0.0	0.0	0.0	0.0
TOTAL		1	0	0	0	0	0.0	0.0	0-0-0	0	0	0	0.0	0.0	0.0	0.0

Scoring and Total Offense

			Scoring									Total Offense			
SEASON	TEAM	gp	td	rush	rcv	ret	pat	2pat	fg	total	avg/g	rush	pass	total	avg/g
2024-25	ND	1	0	0	0	0	0	0	0	0	0.0	0	0	0	0.0
TOTAL		1	0	0	0	0	0	0	0	0	0.0	0	0	0	0.0

Punting and All Purpose

SEASON	TEAM	gp	Punting				All Purpose						
			no.	yds	lg	avg/g	rush	rcv	pr	kr	lr	total	avg/g
2024-25	ND	1	0	0	0	0.0	0	0	0	0	0	0	0.0
TOTAL		1	0	0	0	0.0	0	0	0	0	0	0	0.0

Tackles

			Tackles								Interceptions	Receptions							
SEASON	TEAM	GP	ua	a	total	tfl	pbu	ff	fr	blk	sacks	int	rec	yds	td	lg	rec/g	yds/r	yds/g
2024-25	ND	1	0	0	0	0-0	0	0	0	0	0	0	0	0	0	0	0.0	0.0	0.0
TOTAL		1	0	0	0	0-0	0	0	0	0	0	0	0	0	0	0	0.0	0.0	0.0



#5 BOUBACAR TRAORE
DL • 6-4 • 250 lbs • Sophomore
Boston, MA • Catholic Memorial

Rushing and Passing

			Rushing						Passing							
SEASON	TEAM	gp	att	yds	td	lg	avg/c	avg/g	comp-att-int	yds	td	lg	pct	avg/p	avg/g	eff
2023-24	ND	5	0	0	0	0	0.0	0.0	0-0-0	0	0	0	0.0	0.0	0.0	0.0
2024-25	ND	5	0	0	0	0	0.0	0.0	0-0-0	0	0	0	0.0	0.0	0.0	0.0
TOTAL		10	0	0	0	0	0.0	0.0	0-0-0	0	0	0	0.0	0.0	0.0	0.0

Scoring and Total Offense

		Scoring										Total Offense			
SEASON	TEAM	gp	td	rush	rcv	ret	pat	2pat	fg	total	avg/g	rush	pass	total	avg/g
2023-24	ND	5	0	0	0	0	0	0	0	0	0.0	0	0	0	0.0
2024-25	ND	5	1	0	0	1	0	0	0	6	1.2	0	0	0	0.0
TOTAL		10	1	0	0	1	0	0	0	6	0.6	0	0	0	0.0

Punting and All Purpose

SEASON	TEAM	gp	Punting				All Purpose						
			no.	yds	lg	avg/g	rush	rcv	pr	kr	lr	total	avg/g
2023-24	ND	5	0	0	0	0.0	0	0	0	0	0	0	0.0
2024-25	ND	5	0	0	0	0.0	0	0	0	0	34	34	6.8
TOTAL		10	0	0	0	0.0	0	0	0	0	34	34	3.4

Tackles

		Tackles									Interceptions		Receptions						
SEASON	TEAM	GP	ua	a	total	tfl	pbu	ff	fr	blk	sacks	int	rec	yds	td	lg	rec/g	yds/r	yds/g
2023-24	ND	5	1	0	1	1-6	0	1	0	0	1	0	0	0	0	0.0	0.0	0.0	0.0
2024-25	ND	5	8	3	11	5-26	0	1	0	0	3	1	0	0	0	0.0	0.0	0.0	0.0
TOTAL		10	9	3	12	6-32	0	2	0	0	4	1	0	0	0	0.0	0.0	0.0	0.0

Single Game Highs

Statistic	Value	
Total Tackles	5	vs Miami (OH) 09/21/24
Total Sacks	2	vs Miami (OH) 09/21/24
Total Tackles For Loss	2	vs Miami (OH) 09/21/24
Total Interceptions	1	at Purdue 09/14/24



#6 JORDAN FAISON
WR • 5-10 • 185 lbs • Junior
Fort Lauderdale, FL • Pine Crest

Rushing and Passing

			Rushing						Passing							
SEASON	TEAM	gp	att	yds	td	lg	avg/c	avg/g	comp-att-int	yds	td	lg	pct	avg/p	avg/g	effc
2023-24	ND	7	2	22	0	16	11.0	3.1	0-0-0	0	0	0	0.0	0.0	0.0	0.0
2024-25	ND	13	3	10	0	6	3.3	0.8	0-0-0	0	0	0	0.0	0.0	0.0	0.0
TOTAL		20	5	32	0	16	6.4	1.6	0-0-0	0	0	0	0.0	0.0	0.0	0.0

Scoring and Total Offense

			Scoring									Total Offense			
SEASON	TEAM	gp	td	rush	rcv	ret	pat	2pat	fg	total	avg/g	rush	pass	total	avg/g
2023-24	ND	7	4	0	4	0	0	0	0	24	3.4	22	0	22	3.1
2024-25	ND	13	1	0	1	0	0	1	0	6	0.5	10	0	10	0.8
TOTAL		20	5	0	5	0	0	1	0	30	1.5	32	0	32	1.6

Punting and All Purpose

SEASON	TEAM	gp	Punting				All Purpose						
			no.	yds	lg	avg/g	rush	rcv	pr	kr	lr	total	avg/g
2023-24	ND	7	0	0	0	0.0	22	322	28	0	0	372	53.1
2024-25	ND	13	0	0	0	0.0	10	356	0	59	0	425	32.7
TOTAL		20	0	0	0	0.0	32	678	28	59	0	797	39.9

Tackles

			Tackles								Interceptions		Receptions						
SEASON	TEAM	GP	ua	a	total	tfl	pbu	ff	fr	blk	sacks	int	rec	yds	td	lg	rec/g	yds/r	yds/g
2023-24	ND	7	0	0	0	0-0	0	0	0	0	0	0	19	322	4	55	2.7	16.9	46.0
2024-25	ND	13	2	0	2	0-0	0	0	0	0	0	0	30	356	1	44	2.3	11.9	27.4
TOTAL		20	2	0	2	0-0	0	0	0	0	0	0	49	678	5	55	2.5	13.8	33.9



#6 CHRISTIAN GRAY

CB • 6-0 • 190 lbs • Junior
St. Louis, MO • De Smet

Rushing and Passing

SEASON	TEAM	gp	Rushing						comp-att-int	Passing						eff
			att	yds	td	lg	avg/c	avg/g		yds	td	lg	pct	avg/p	avg/g	
2023-24	ND	12	0	0	0	0	0.0	0.0	0-0-0	0	0	0	0.0	0.0	0.0	0.0
2024-25	ND	15	0	0	0	0	0.0	0.0	0-0-0	0	0	0	0.0	0.0	0.0	0.0
TOTAL		27	0	0	0	0	0.0	0.0	0-0-0	0	0	0	0.0	0.0	0.0	0.0

Scoring and Total Offense

Scoring											Total Offense				
SEASON	TEAM	gp	td	rush	rcv	ret	pat	2pat	fg	total	avg/g	rush	pass	total	avg/g
2023-24	ND	12	0	0	0	0	0	0	0	0	0.0	0	0	0	0.0
2024-25	ND	15	1	0	0	1	0	0	0	6	0.4	0	0	0	0.0
TOTAL		27	1	0	0	1	0	0	0	6	0.2	0	0	0	0.0

Punting and All Purpose

SEASON	TEAM	gp	Punting				All Purpose					total	avg/g
			no.	yds	lg	avg/g	rush	rcv	pr	kr	lr	total	avg/g
2023-24	ND	12	0	0	0	0.0	0	0	0	0	0	0	0.0
2024-25	ND	15	0	0	0	0.0	0	0	0	0	99	99	6.6
TOTAL		27	0	0	0	0.0	0	0	0	0	99	99	3.7

Tackles

Tackles											Interceptions		Receptions						
SEASON	TEAM	GP	ua	a	total	tfl	pbu	ff	fr	blk	sacks	int	rec	yds	td	lg	rec/g	yds/r	yds/g
2023-24	ND	12	9	2	11	0-0	2	0	0	0	0	1	0	0	0	0	0.0	0.0	0.0
2024-25	ND	15	26	9	35	2.5-5	9	1	0	0	0	3	0	0	0	0	0.0	0.0	0.0
TOTAL		27	35	11	46	2.5-5	11	1	0	0	0	4	0	0	0	0	0.0	0.0	0.0

Single Game Highs

Statistic	Value	
Total Tackles	7	at Southern California 11/30/24
Total Tackles For Loss	1	at Southern California 11/30/24, vs Army West Point 11/23/24
Total Interceptions	1	4 times



#7 TY WASHINGTON

TE • 6-4 • 248 lbs • Junior
Leesburg, GA • Lee County/Arkansas

Rushing and Passing

SEASON	TEAM	gp	Rushing						Passing							
			att	yds	td	lg	avg/c	avg/g	comp-att-int	yds	td	lg	pct	avg/p	avg/g	effic
2022-23	AR	5	0	0	0	0	0.0	0.0	0-0-0	0	0	0	0.0	0.0	0.0	0.0
2023-24	AR	9	0	0	0	0	0.0	0.0	0-0-0	0	0	0	0.0	0.0	0.0	0.0
2024-25	AR	7	0	0	0	0	0.0	0.0	0-0-0	0	0	0	0.0	0.0	0.0	0.0
TOTAL FOR ND			0	0	0	0	0.0	0.0	0-0-0	0	0	0	0.0	0.0	0.0	0.0
TOTAL			21	0	0	0	0.0	0.0	0-0-0	0	0	0	0.0	0.0	0.0	0.0

Scoring and Total Offense

			Scoring									Total Offense			
SEASON	TEAM	gp	td	rush	rcv	ret	pat	2pat	fg	total	avg/g	rush	pass	total	avg/g
2022-23	AR	5	1	0	1	0	0	0	0	6	1.2	0	0	0	0.0
2023-24	AR	9	2	0	2	0	0	0	0	12	1.3	0	0	0	0.0
2024-25	AR	7	1	0	1	0	0	0	0	6	0.9	0	0	0	0.0
TOTAL FOR ND		0	0	0	0	0	0	0	0	0	0.0	0	0	0	0.0
TOTAL		21	4	0	4	0	0	0	0	24	1.1	0	0	0	0.0

Punting and All Purpose

SEASON	TEAM	gp	Punting				All Purpose					total	avg/g
			no.	yds	lg	avg/g	rush	rcv	pr	kr	lr	total	avg/g
2022-23	AR	5	0	0	0	0.0	0	17	0	0	0	17	3.4
2023-24	AR	9	0	0	0	0.0	0	170	0	0	0	170	18.9
2024-25	AR	7	0	0	0	0.0	0	25	0	0	0	25	3.6
TOTAL FOR ND		0	0	0	0	0.0	0	0	0	0	0	0	0.0
TOTAL		21	0	0	0	0.0	0	212	0	0	0	212	10.1

Tackles

SEASON	TEAM	GP	Tackles								Interceptions			Receptions					
			ua	a	total	tfl	pbu	ff	fr	blk	sacks	int	rec	yds	td	lg	rec/g	yds/r	yds/g
2022-23	AR	5	0	0	0	0-0	0	0	0	0	0	0	1	17	1	17	0.2	17.0	3.4
2023-24	AR	9	0	0	0	0-0	0	0	0	0	0	0	11	170	2	34	1.2	15.5	18.9
2024-25	AR	7	0	0	0	0-0	0	0	0	0	0	0	2	25	1	23	0.3	12.5	3.6
TOTAL FOR ND		0	0	0	0	0-0	0	0	0	0	0	0	0	0	0	0	0.0	0.0	0.0
TOTAL		21	0	0	0	0-0	0	0	0	0	0	0	14	212	4	34	0.7	15.1	10.1

Single Game Highs

Statistic	Value	
Receptions	7	at Ole Miss 10/07/23
Receptions Yards	90	at Ole Miss 10/07/23
Receptions Touchdowns	2	at Ole Miss 10/07/23
Longest Reception	34	at Ole Miss 10/07/23



#7 JALEN STROMAN

S • 6-1 • 201 lbs • Senior
Bristow, VA • Patriot/Virginia Tech

Rushing and Passing

			Rushing						Passing							
SEASON	TEAM	gp	att	yds	td	lg	avg/c	avg/g	comp-att-int	yds	td	lg	pct	avg/p	avg/g	eff
2021-22	VT	13	0	0	0	0	0.0	0.0	0-0-0	0	0	0	0.0	0.0	0.0	0.0
2022-23	VT	11	0	0	0	0	0.0	0.0	0-0-0	0	0	0	0.0	0.0	0.0	0.0
2023-24	VT	11	0	0	0	0	0.0	0.0	0-0-0	0	0	0	0.0	0.0	0.0	0.0
2024-25	VT	1	0	0	0	0	0.0	0.0	0-0-0	0	0	0	0.0	0.0	0.0	0.0
TOTAL FOR ND			0	0	0	0	0.0	0.0	0-0-0	0	0	0	0.0	0.0	0.0	0.0
TOTAL			36	0	0	0	0.0	0.0	0-0-0	0	0	0	0.0	0.0	0.0	0.0

Scoring and Total Offense

			Scoring									Total Offense			
SEASON	TEAM	gp	td	rush	rcv	ret	pat	2pat	fg	total	avg/g	rush	pass	total	avg/g
2021-22	VT	13	0	0	0	0	0	0	0	0	0.0	0	0	0	0.0
2022-23	VT	11	0	0	0	0	0	0	0	0	0.0	0	0	0	0.0
2023-24	VT	11	0	0	0	0	0	0	0	0	0.0	0	0	0	0.0
2024-25	VT	1	0	0	0	0	0	0	0	0	0.0	0	0	0	0.0
TOTAL FOR ND			0	0	0	0	0	0	0	0	0.0	0	0	0	0.0
TOTAL			36	0	0	0	0	0	0	0	0.0	0	0	0	0.0

Punting and All Purpose

SEASON	TEAM	gp	Punting				All Purpose					total	avg/g
			no.	yds	lg	avg/g	rush	rcv	pr	kr	lr	total	avg/g
2021-22	VT	13	0	0	0	0.0	0	0	0	0	0	0	0.0
2022-23	VT	11	0	0	0	0.0	0	0	0	0	0	0	0.0
2023-24	VT	11	0	0	0	0.0	0	0	0	0	0	0	0.0
2024-25	VT	1	0	0	0	0.0	0	0	0	0	0	0	0.0
TOTAL FOR ND		0	0	0	0	0.0	0	0	0	0	0	0	0.0
TOTAL		36	0	0	0	0.0	0	0	0	0	0	0	0.0

Tackles

			Tackles								Interceptions			Receptions				
SEASON	TEAM	GP	ua	a	total	tfl	pb	fr	blk	sacks	int	rec	yds	td	lg	rec/g	yds/r	yds/g
2021-22	VT	13	5	3	8	0-0	0	0	0	0	0	0	0	0	0	0.0	0.0	0.0
2022-23	VT	11	22	21	43	0-0	2	2	0	0	0	0	0	0	0	0.0	0.0	0.0
2023-24	VT	11	24	31	55	2-4	2	0	0	0	0	0	0	0	0	0.0	0.0	0.0
2024-25	VT	1	4	1	5	0-0	0	0	0	0	0	0	0	0	0	0.0	0.0	0.0
TOTAL FOR ND		0	0	0	0	0-0	0	0	0	0	0	0	0	0	0	0.0	0.0	0.0
TOTAL		36	55	56	111	2-4	4	2	0	0	0	0	0	0	0	0.0	0.0	0.0

Single Game Highs

Statistic	Value	
Total Tackles	14	vs Purdue 09/09/23
Total Tackles For Loss	1	vs Purdue 09/09/23, vs NC State 11/18/23



#8 KENNY MINCHEY



#8 ADON SHULER
S • 6-0 • 205 lbs • Sophomore
Irvington, NJ • Irvington

Rushing and Passing

			Rushing						Passing							
SEASON	TEAM	gp	att	yds	td	lg	avg/c	avg/g	comp-att-int	yds	td	lg	pct	avg/p	avg/g	eff
2023-24	ND	5	0	0	0	0	0.0	0.0	0-0-0	0	0	0	0.0	0.0	0.0	0.0
2024-25	ND	16	0	0	0	0	0.0	0.0	0-0-0	0	0	0	0.0	0.0	0.0	0.0
TOTAL		21	0	0	0	0	0.0	0.0	0-0-0	0	0	0	0.0	0.0	0.0	0.0

Scoring and Total Offense

			Scoring									Total Offense			
SEASON	TEAM	gp	td	rush	rcv	ret	pat	2pat	fg	total	avg/g	rush	pass	total	avg/g
2023-24	ND	5	0	0	0	0	0	0	0	0	0.0	0	0	0	0.0
2024-25	ND	16	1	0	0	1	0	0	0	6	0.4	0	0	0	0.0
TOTAL		21	1	0	0	1	0	0	0	6	0.3	0	0	0	0.0

Punting and All Purpose

			Punting				All Purpose						
SEASON	TEAM	gp	no.	yds	lg	avg/g	rush	rcv	pr	kr	lr	total	avg/g
2023-24	ND	5	0	0	0	0.0	0	0	0	0	0	0	0.0
2024-25	ND	16	0	0	0	0.0	0	0	0	0	94	94	5.9
TOTAL		21	0	0	0	0.0	0	0	0	0	94	94	4.5

Tackles

			Tackles								Interceptions		Receptions						
SEASON	TEAM	GP	ua	a	total	tfl	pbu	ff	fr	blk	sacks	int	rec	yds	td	lg	rec/g	yds/r	yds/g
2023-24	ND	5	4	2	6	0-0	0	0	0	0	0	0	0	0	0	0	0.0	0.0	0.0
2024-25	ND	16	36	23	59	3-6	5	1	1	1	0	3	0	0	0	0	0.0	0.0	0.0
TOTAL		21	40	25	65	3-6	5	1	1	1	0	3	0	0	0	0	0.0	0.0	0.0

Single Game Highs

Statistic	Value	
Total Tackles	8	vs Army West Point 11/23/24, vs Georgia 01/02/25
Total Tackles For Loss	1	vs Stanford 10/12/24, vs Ohio St. 01/20/25, vs Louisville 09/28/24
Total Interceptions	1	at Texas A&M 08/31/24, vs Georgia Tech 10/19/24, vs Virginia 11/16/24



#9 TAE JOHNSON
CB • 6-2 • 192 lbs • Freshman
Fort Wayne, IN • North Side

Rushing and Passing

Rushing									Passing									
SEASON	TEAM	gp	att	yds	td	lg	avg/c	avg/g	comp	att	int	yds	td	lg	pct	avg/p	avg/g	effci
2024-25	ND	3	0	0	0	0	0.0	0.0	0-0-0	0	0	0	0	0	0.0	0.0	0.0	0.0
TOTAL		3	0	0	0	0	0.0	0.0	0-0-0	0	0	0	0	0	0.0	0.0	0.0	0.0

Scoring and Total Offense

			Scoring									Total Offense			
SEASON	TEAM	gp	td	rush	rcv	ret	pat	2pat	fg	total	avg/g	rush	pass	total	avg/g
2024-25	ND	3	0	0	0	0	0	0	0	0	0.0	0	0	0	0.0
TOTAL		3	0	0	0	0	0	0	0	0	0.0	0	0	0	0.0

Punting and All Purpose

			Punting				All Purpose						
SEASON	TEAM	gp	no.	yds	lg	avg/g	rush	rcv	pr	kr	lr	total	avg/g
2024-25	ND	3	0	0	0	0.0	0	0	0	0	0	0	0.0
TOTAL		3	0	0	0	0.0	0	0	0	0	0	0	0.0

Tackles

			Tackles									Interceptions		Receptions					
SEASON	TEAM	GP	ua	a	total	tfl	pbu	ff	fr	blk	sacks	int	rec	yds	td	lg	rec/g	yds/r	yds/g
2024-25	ND	3	3	0	3	0-0	0	0	0	0	0	0	0	0	0	0	0.0	0.0	0.0
TOTAL		3	3	0	3	0-0	0	0	0	0	0	0	0	0	0	0	0.0	0.0	0.0

Single Game Highs

Statistic	Value	
Total Tackles	2	vs Florida St. 11/09/24



#9 ELI RARIDON
TE • 6-7 • 252 lbs • Senior
Des Moines, IA • Valley

Rushing and Passing

			Rushing						Passing							
SEASON	TEAM	gp	att	yds	td	lg	avg/c	avg/g	comp-att-int	yds	td	lg	pct	avg/p	avg/g	effc
2022-23	ND	5	0	0	0	0	0.0	0.0	0-0-0	0	0	0	0.0	0.0	0.0	0.0
2023-24	ND	7	0	0	0	0	0.0	0.0	0-0-0	0	0	0	0.0	0.0	0.0	0.0
2024-25	ND	16	0	0	0	0	0.0	0.0	0-0-0	0	0	0	0.0	0.0	0.0	0.0
TOTAL		28	0	0	0	0	0.0	0.0	0-0-0	0	0	0	0.0	0.0	0.0	0.0

Scoring and Total Offense

			Scoring									Total Offense				
SEASON	TEAM	gp	td	rush	rcv	ret	pat	2pat	fg	total	avg/g	rush	pass	total	avg/g	
2022-23	ND	5	0	0	0	0	0	0	0	0	0.0	0	0	0	0.0	
2023-24	ND	7	1	0	1	0	0	0	0	6	0.9	0	0	0	0.0	
2024-25	ND	16	2	0	2	0	0	0	0	12	0.8	0	0	0	0.0	
TOTAL		28	3	0	3	0	0	0	0	18	0.6	0	0	0	0.0	

Punting and All Purpose

			Punting				All Purpose						
SEASON	TEAM	gp	no.	yds	lg	avg/g	rush	rcv	pr	kr	lr	total	avg/g
2022-23	ND	5	0	0	0	0.0	0	0	0	0	0	0	0.0
2023-24	ND	7	0	0	0	0.0	0	51	0	0	0	51	7.3
2024-25	ND	16	0	0	0	0.0	0	90	0	0	0	90	5.6
TOTAL		28	0	0	0	0.0	0	141	0	0	0	141	5.0

Tackles

			Tackles								Interceptions		Receptions						
SEASON	TEAM	GP	ua	a	total	tfl	pbu	ff	fr	blk	sacks	int	rec	yds	td	lg	rec/g	yds/r	yds/g
2022-23	ND	5	0	0	0	0-0	0	0	0	0	0	0	0	0	0	0	0.0	0.0	0.0
2023-24	ND	7	0	0	0	0-0	0	0	0	0	0	0	5	51	1	19	0.7	10.2	7.3
2024-25	ND	16	0	0	0	0-0	0	0	0	0	0	0	11	90	2	14	0.7	8.2	5.6
TOTAL		28	0	0	0	0-0	0	0	0	0	0	0	16	141	3	19	0.6	8.8	5.0

Single Game Highs

Statistic	Value	
Receptions	3	vs Wake Forest 11/18/23, at Purdue 09/14/24
Receptions Yards	39	vs Wake Forest 11/18/23
Receptions Touchdowns	1	vs Wake Forest 11/18/23, at Southern California 11/30/24, vs Stanford 10/12/24
Longest Reception	19	vs Wake Forest 11/18/23



#10 TYLER BUCHNER
QB • 6-1 • 206 lbs • Senior
San Diego, CA • The Bishop's School

Rushing and Passing

SEASON	TEAM	gp	Rushing						Passing						effc	
			att	yds	td	lg	avg/c	avg/g	comp-att-int	yds	td	lg	pct	avg/p		avg/g
2021-22	ND	10	46	336	3	68	7.3	33.6	21-35-3	298	3	55	60.0	14.2	29.8	142.7
2022-23	ND	3	36	123	4	21	3.4	41.0	46-83-5	651	3	75	55.4	14.2	217.0	121.2
2023-24	UA	2	3	20	1	9	6.7	10.0	8-19-0	61	0	20	42.1	7.6	30.5	69.1
2024-25	ND	2	1	4	0	4	4.0	2.0	1-1-0	23	0	23	100.0	23.0	11.5	293.2
TOTAL FOR ND		15	83	463	7	68	5.6	30.9	68-119-8	972	6	75	57.1	14.3	64.8	128.9
TOTAL		17	86	483	8	68	5.6	28.4	76-138-8	1033	6	75	55.1	13.6	60.8	120.7

Scoring and Total Offense

SEASON	TEAM	gp	Scoring									Total Offense			
			td	rush	rcv	ret	pat	2pat	fg	total	avg/g	rush	pass	total	avg/g
2021-22	ND	10	3	3	0	0	0	0	18	1.8	336	298	634	63.4	
2022-23	ND	3	4	4	0	0	0	1	26	8.7	123	651	774	258.0	
2023-24	UA	2	1	1	0	0	0	0	6	3.0	20	61	81	40.5	
2024-25	ND	2	0	0	0	0	0	0	0	0.0	4	23	27	13.5	
TOTAL FOR ND		15	7	7	0	0	0	1	44	2.9	463	972	1435	95.7	
TOTAL		17	8	8	0	0	0	1	50	2.9	483	1033	1516	89.2	

Punting and All Purpose

SEASON	TEAM	gp	Punting				All Purpose
--------	------	----	---------	--	--	--	-------------



#10 LOGHAN THOMAS
DL • 6-4 • 220 lbs • Sophomore
Katy, TX • St. Edward (Ohio)

Rushing and Passing

Rushing									Passing							
SEASON	TEAM	gp	att	yds	td	lg	avg/c	avg/g	comp-att-int	yds	td	lg	pct	avg/p	avg/g	eff
2024-25	ND	15	0	0	0	0	0.0	0.0	0-0-0	0	0	0	0.0	0.0	0.0	0.0
TOTAL		15	0	0	0	0	0.0	0.0	0-0-0	0	0	0	0.0	0.0	0.0	0.0

Scoring and Total Offense

Scoring											Total Offense				
SEASON	TEAM	gp	td	rush	rcv	ret	pat	2pat	fg	total	avg/g	rush	pass	total	avg/g
2024-25	ND	15	0	0	0	0	0	0	0	0	0.0	0	0	0	0.0
TOTAL		15	0	0	0	0	0	0	0	0	0.0	0	0	0	0.0

Punting and All Purpose

			Punting				All Purpose						
SEASON	TEAM	gp	no.	yds	lg	avg/g	rush	rcv	pr	kr	lr	total	avg/g
2024-25	ND	15	0	0	0	0.0	0	0	0	0	0	0	0.0
TOTAL		15	0	0	0	0.0	0	0	0	0	0	0	0.0

Tackles

Tackles											Interceptions		Receptions						
SEASON	TEAM	GP	ua	a	total	tfl	pbu	ff	fr	blk	sacks	int	rec	yds	td	lg	rec/g	yds/r	yds/g
2024-25	ND	15	4	3	7	1.5-4	0	0	0	0	1.5	0	0	0	0	0	0.0	0.0	0.0
TOTAL		15	4	3	7	1.5-4	0	0	0	0	1.5	0	0	0	0	0	0.0	0.0	0.0

Single Game Highs

Statistic	Value	
Total Tackles	2	vs Indiana 12/20/24
Total Sacks	1	vs Indiana 12/20/24
Total Tackles For Loss	1	vs Indiana 12/20/24



#11 KK SMITH
WR • 6-0 • 176 lbs • Sophomore
Frisco, TX • Reedy

Rushing and Passing

			Rushing						Passing							
SEASON	TEAM	gp	att	yds	td	lg	avg/c	avg/g	comp-att-int	yds	td	lg	pct	avg/p	avg/g	effc
2023-24	ND	1	0	0	0	0	0.0	0.0	0-0-0	0	0	0	0.0	0.0	0.0	0.0
2024-25	ND	6	0	0	0	0	0.0	0.0	0-0-0	0	0	0	0.0	0.0	0.0	0.0
TOTAL		7	0	0	0	0	0.0	0.0	0-0-0	0	0	0	0.0	0.0	0.0	0.0

Scoring and Total Offense

			Scoring									Total Offense			
SEASON	TEAM	gp	td	rush	rcv	ret	pat	2pat	fg	total	avg/g	rush	pass	total	avg/g
2023-24	ND	1	0	0	0	0	0	0	0	0	0.0	0	0	0	0.0
2024-25	ND	6	0	0	0	0	0	0	0	0	0.0	0	0	0	0.0
TOTAL		7	0	0	0	0	0	0	0	0	0.0	0	0	0	0.0

Punting and All Purpose

			Punting				All Purpose						
SEASON	TEAM	gp	no.	yds	lg	avg/g	rush	rcv	pr	kr	lr	total	avg/g
2023-24	ND	1	0	0	0	0.0	0	0	0	0	0	0	0.0
2024-25	ND	6	0	0	0	0.0	0	38	0	0	0	38	6.3
TOTAL		7	0	0	0	0.0	0	38	0	0	0	38	5.4

Tackles

Tackles											Interceptions		Receptions						
SEASON	TEAM	GP	ua	a	total	tfl	pbu	ff	fr	blk	sacks	int	rec	yds	td	lg	rec/g	yds/r	yds/g
2023-24	ND	1	0	0	0	0-0	0	0	0	0	0	0	0	0	0	0	0.0	0.0	0.0
2024-25	ND	6	0	0	0	0-0	0	0	0	0	0	0	3	38	0	25	0.5	12.7	6.3
TOTAL		7	0	0	0	0-0	0	0	0	0	0	0	3	38	0	25	0.4	12.7	5.4

Single Game Highs

Statistic	Value	
Receptions	2	at Purdue 09/14/24
Receptions Yards	25	vs Stanford 10/12/24
Longest Reception	25	vs Stanford 10/12/24



#11 JaDON BLAIR
S • 6-5 • 205 lbs • Freshman
Winston-Salem, NC • Mount Tabor

PREP AND PERSONAL

- A four-star Safety by On3, 247Sports, ESPN and Rivals
- A four-star Safety by On3, 247Sports, ESPN and Rivals
- The third ranked recruit in the state of North Carolina, third overall Safety and 55th overall recruit by On3
- The fifth ranked recruit in the state, 12th overall Safety and 154th overall recruit by 247Sports
- Sixth ranked recruit in North Carolina, 16th overall Safety and 219th recruit by ESPN
- The seventh ranked recruit in the state, 26th ranked Safety overall, and 248th ranked recruit by Rivals



#12 JORDAN BOTELHO
DL • 6-3 • 260 lbs • Senior
Honolulu, HI • Saint Louis

Rushing and Passing

SEASON	TEAM	gp	Rushing						Passing							
			att	yds	td	lg	avg/c	avg/g	comp-att-int	yds	td	lg	pct	avg/p	avg/g	effic
2020-21	ND	10	0	0	0	0	0.0	0.0	0-0-0	0	0	0	0.0	0.0	0.0	0.0
2021-22	ND	11	0	0	0	0	0.0	0.0	0-0-0	0	0	0	0.0	0.0	0.0	0.0
2022-23	ND	13	0	0	0	0	0.0	0.0	0-0-0	0	0	0	0.0	0.0	0.0	0.0
2023-24	ND	13	0	0	0	0	0.0	0.0	0-0-0	0	0	0	0.0	0.0	0.0	0.0
2024-25	ND	3	0	0	0	0	0.0	0.0	0-0-0	0	0	0	0.0	0.0	0.0	0.0
TOTAL		50	0	0	0	0	0.0	0.0	0-0-0	0	0	0	0.0	0.0	0.0	0.0

Scoring and Total Offense

			Scoring									Total Offense			
SEASON	TEAM	gp	td	rush	rcv	ret	pat	2pat	fg	total	avg/g	rush	pass	total	avg/g
2020-21	ND	10	1	0	0	1	0	0	0	6	0.6	0	0	0	0.0
2021-22	ND	11	0	0	0	0	0	0	0	0	0.0	0	0	0	0.0
2022-23	ND	13	0	0	0	0	0	0	0	0	0.0	0	0	0	0.0
2023-24	ND	13	0	0	0	0	0	0	0	0	0.0	0	0	0	0.0
2024-25	ND	3	0	0	0	0	0	0	0	0	0.0	0	0	0	0.0
TOTAL		50	1	0	0	1	0	0	0	6	0.1	0	0	0	0.0

Punting and All Purpose

SEASON	TEAM	gp	Punting				All Purpose						
			no.	yds	lg	avg/g	rush	rcv	pr	kr	lr	total	avg/g
2020-21	ND	10	0	0	0	0.0	0	0	1	0	0	1	0.1
2021-22	ND	11	0	0	0	0.0	0	0	0	0	0	0	0.0
2022-23	ND	13	0	0	0	0.0	0	0	0	0	0	0	0.0
2023-24	ND	13	0	0	0	0.0	0	0	0	0	0	0	0.0
2024-25	ND	3	0	0	0	0.0	0	0	0	0	0	0	0.0
TOTAL		50	0	0	0	0.0	0	0	1	0	0	1	0.0

Tackles

SEASON	TEAM	GP	Tackles									Interceptions		Receptions					
			ua	a	total	tfl	pbu	ff	fr	blk	sacks	int	rec	yds	td	lg	rec/g	yds/r	yds/g
2020-21	ND	10	2	2	4	0-0	0	0	0	0	0	0	0	0	0	0.0	0.0	0.0	
2021-22	ND	11	11	7	18	3-11	0	0	0	0	2	0	0	0	0	0.0	0.0	0.0	
2022-23	ND	13	9	2	11	6.5-24	0	0	0	1	4.5	0	0	0	0	0.0	0.0	0.0	
2023-24	ND	13	18	14	32	4.5-25	0	0	0	0	4	0	0	0	0	0.0	0.0	0.0	
2024-25	ND	3	5	7	12	1-13	0	0	0	0	1	0	0	0	0	0.0	0.0	0.0	
TOTAL		50	45	32	77	15-73	0	0	0	1	11.5	0	0	0	0	0.0	0.0	0.0	

Single Game Highs

Statistic	Value	
Longest Punt Return	1	vs South Fla. 09/19/20
Total Tackles	6	at Texas A&M 08/31/24
Total Sacks	2	at Syracuse 10/29/22, vs South Carolina 12/30/22
Total Tackles For Loss	2	at Syracuse 10/29/22, vs South Carolina 12/30/22




#12 BLAKE HEBERT

QB • 6-3 • 225 lbs • Freshman
Boxford, MA • Brunswick School (CT)

PREP AND PERSONAL

- A four-star QB by ESPN, Rivals, and On3
- A three-star QB by 247Sports
- The second-ranked recruit in the state and 37th overall QB by On3
- The second-ranked recruit in the state and 20th overall QB by 247Sports
- The seventh-ranked dual threat QB by ESPN 300
- Top-ranked overall QB in the state
- Seventh-ranked overall QB and 270th recruit by ESPN
- Third-ranked recruit in the state and 17th ranked QB overall by Rivals
- Finished senior season with 2,107 yards and 26 touchdowns
- Completed 111 of 185 pass attempts (58.3%) for 1,748 yards with 24 touchdowns and one INT as a sophomore in 2022; also ran for 297 yards and 4 touchdowns
- 2024 First Team All-NEPSAC
- 2024 Offensive Player of the Year
- First Team All-League
- Team made Massachusetts Division 1 semifinals in 2020



#13 CJ CARR

QB • 6-3 • 210 lbs • Freshman
Saline, MI • Saline

Rushing and Passing

		Rushing								Passing								
SEASON	TEAM	gp	att	yds	td	lg	avg/c	avg/g	comp	att	int	yds	td	lg	pct	avg/p	avg/g	eff
2024-25	ND	1	0	0	0	0	0.0	0.0	0-0-0	0	0	0	0	0.0	0.0	0.0	0.0	0.0
TOTAL		1	0	0	0	0	0.0	0.0	0-0-0	0	0	0	0	0.0	0.0	0.0	0.0	0.0

Scoring and Total Offense

			Scoring									Total Offense			
SEASON	TEAM	gp	td	rush	rcv	ret	pat	2pat	fg	total	avg/g	rush	pass	total	avg/g
2024-25	ND	1	0	0	0	0	0	0	0	0	0.0	0	0	0	0.0
TOTAL		1	0	0	0	0	0	0	0	0	0.0	0	0	0	0.0

Punting and All Purpose

			Punting				All Purpose							
SEASON	TEAM	gp	no.	yds	lg	avg/g	rush	rcv	pr	kr	lr	total	avg/g	
2024-25	ND	1	0	0	0	0.0	0	0	0	0	0	0	0.0	
TOTAL		1	0	0	0	0.0	0	0	0	0	0	0	0.0	

Tackles

[illegible]

#13 BEN MINICH

S • 6-0 • 197 lbs • Sophomore
West Chester, OH • Lakota West

Rushing and Passing

			Rushing						Passing							
SEASON	TEAM	gp	att	yds	td	lg	avg/c	avg/g	comp-att-int	yds	td	lg	pct	avg/p	avg/g	effc
2023-24	ND	3	0	0	0	0	0.0	0.0	0-0-0	0	0	0	0.0	0.0	0.0	0.0
2024-25	ND	14	0	0	0	0	0.0	0.0	0-0-0	0	0	0	0.0	0.0	0.0	0.0
TOTAL		17	0	0	0	0	0.0	0.0	0-0-0	0	0	0	0.0	0.0	0.0	0.0

Scoring and Total Offense

			Scoring									Total Offense			
SEASON	TEAM	gp	td	rush	rcv	ret	pat	2pat	fg	total	avg/g	rush	pass	total	avg/g
2023-24	ND	3	0	0	0	0	0	0	0	0	0.0	0	0	0	0.0
2024-25	ND	14	0	0	0	0	0	0	0	0	0.0	0	0	0	0.0
TOTAL		17	0	0	0	0	0	0	0	0	0.0	0	0	0	0.0

Punting and All Purpose

[illegible]

Tackles

Tackles												Interceptions		Receptions							
SEASON	TEAM	GP	ua	a	total	ttl	pbu	ff	fr	blk	sacks	int	rec	yds	td	lg	rec/g	yds/r	yds/g		
2023-24	ND	3	0	1	1	0-0	0	0	0	0	0	0	0	0	0	0	0.0	0.0	0.0		
2024-25	ND	14	5	3	8	0.5-2	1	0	0	0	0.5	0	0	0	0	0	0.0	0.0	0.0		
TOTAL		17	5	4	9	0.5-2	1	0	0	0	0.5	0	0	0	0	0	0.0	0.0	0.0		

Single Game Highs

Statistic	Value	
Total Tackles	3	vs Stanford 10/12/24
Total Sacks	0.5	vs Stanford 10/12/24
Total Tackles For Loss	0.5	vs Stanford 10/12/24



#14 MICAH GILBERT

WR • 6-2 • 204 lbs • Freshman
Charlotte, NC • Charlotte Christian

Rushing and Passing

		Rushing							Passing							
SEASON	TEAM	gp	att	yds	td	lg	avg/c	avg/g	comp-att-int	yds	td	lg	pct	avg/p	avg/g	effic
2024-25	ND	3	0	0	0	0	0.0	0.0	0-0-0	0	0	0	0.0	0.0	0.0	0.0
TOTAL		3	0	0	0	0	0.0	0.0	0-0-0	0	0	0	0.0	0.0	0.0	0.0

Scoring and Total Offense

			Scoring									Total Offense			
SEASON	TEAM	gp	td	rush	rcv	ret	pat	2pat	fg	total	avg/g	rush	pass	total	avg/g
2024-25	ND	3	0	0	0	0	0	0	0	0	0.0	0	0	0	0.0
TOTAL		3	0	0	0	0	0	0	0	0	0.0	0	0	0	0.0

Punting and All Purpose

			Punting				All Purpose							
SEASON	TEAM	gp	no.	yds	lg	avg/g	rush	rcv	pr	kr	lr	total	avg/g	
2024-25	ND	3	0	0	0	0.0	0	0	0	0	0	0	0.0	
TOTAL		3	0	0	0	0.0	0	0	0	0	0	0	0.0	

Tackles

			Tackles									Interceptions	Receptions						
SEASON	TEAM	GP	ua	a	total	tfl	pbu	ff	fr	blk	sacks	int	rec	yds	td	lg	rec/g	yds/r	yds/g
2024-25	ND	3	0	0	0	0-0	0	0	0	0	0	0	0	0	0	0	0.0	0.0	0.0
TOTAL		3	0	0	0	0-0	0	0	0	0	0	0	0	0	0	0	0.0	0.0	0.0



#14 DALLAS GOLDEN

CB • 6-0 • 187 lbs • Freshman
Tampa, FL • Berkeley Prep

PREP AND PERSONAL

- A four-star cornerback by On3, 247Sports, ESPN, and Rivals
- Preseason MaxPreps All-America – First Team Offense
- 13th Ranked CB overall, 17th ranked recruit in Florida and 105th overall recruit by On3
- Eighth ranked CB, 19th ranked recruit in the state, 161st overall recruit by 247Sports
- 13th CB overall, 19th ranked recruit in the state and 149th overall recruit by ESPN
- Ninth ranked CB, 17th ranked recruit in Florida and 72nd overall recruit by Rivals
- 2023 MaxPreps Junior All-American
- Two-way player getting snaps at safety, cornerback, running back, wide receiver, and wildcat quarterback
- 2023 Florida 2M Player of the Year
- 2023 SB Live All Tampa Bay Team
- 2023 Big County Preps Player of the Year
- 2022 All Big County Preps



#15 JEROME BETTIS JR.

WR • 6-1 • 207 lbs • Freshman
Atlanta, GA • Woodward Academy

PREP AND PERSONAL

- A three-star WR by On3, Rivals, ESPN, 247Sports
- The 109th ranked recruit in the state of Georgia and 178th overall WR by On3
- The 86th ranked recruit in the state and 114th overall WR by 247Sports
- The 82nd ranked recruit in Georgia and 113rd overall WR by ESPN
- The 90th ranked recruit in the state by Rivals
- Member of varsity track team
- Two-way player – caught 36 passes for 630 yards and eight touchdowns while collecting 47 tackles, two forced fumbles, and three interceptions with a pick-six on defense in the 2024 season
- Pulled in 30 passes for 369 yards and four touchdowns while collecting 34 tackles and two interceptions on defense in the 2023 season



#15 LEONARD MOORE

CB • 6-2 • 195 lbs • Sophomore
Round Rock, TX • Round Rock

Rushing and Passing

SEASON	TEAM	gp	Rushing						Passing							
			att	yds	td	lg	avg/c	avg/g	comp-att-int	yds	td	lg	pct	avg/p	avg/g	effic
2024-25	ND	16	0	0	0	0	0.0	0.0	0-0-0	0	0	0	0.0	0.0	0.0	0.0
TOTAL			0	0	0	0	0.0	0.0	0-0-0	0	0	0	0.0	0.0	0.0	0.0

Scoring and Total Offense

Scoring											Total Offense				
SEASON	TEAM	gp	td	rush	rcv	ret	pat	2pat	fg	total	avg/g	rush	pass	total	avg/g
2024-25	ND	16	0	0	0	0	0	0	0	0	0.0	0	0	0	0.0
TOTAL		16	0	0	0	0	0	0	0	0	0.0	0	0	0	0.0

Punting and All Purpose

			Punting				All Purpose							
SEASON	TEAM	gp	no.	yds	lg	avg/g	rush	rcv	pr	kr	lr	total	avg/g	
2024-25	ND	16	0	0	0	0.0	0	0	0	0	6	6	0.4	
TOTAL		16	0	0	0	0.0	0	0	0	0	6	6	0.4	

Tackles

Tackles												Interceptions		Receptions					
SEASON	TEAM	GP	ua	a	total	tfl	pbu	ff	fr	blk	sacks	int	rec	yds	td	lg	rec/g	yds/r	yds/g
2024-25	ND	16	34	14	48	2-17	11	2	0	0	0	2	0	0	0	0	0.0	0.0	0.0
TOTAL		16	34	14	48	2-17	11	2	0	0	0	2	0	0	0	0	0.0	0.0	0.0

Single Game Highs

Statistic	Value	
Total Tackles	7	vs Louisville 09/28/24, vs Georgia Tech 10/19/24
Total Tackles For Loss	1	vs Georgia Tech 10/19/24, vs Georgia 01/02/25
Total Interceptions	1	vs Navy 10/26/24, vs Virginia 11/16/24



#16 JAMES RENDELL

P • 6-6 • 225 lbs • Senior
Melbourne, Victoria, Australia • Parkdale Secondary/RMIT

Rushing and Passing

SEASON	TEAM	gp	Rushing						Passing							
			att	yds	td	lg	avg/c	avg/g	comp-att-int	yds	td	lg	pct	avg/p	avg/g	effic
2024-25	ND	15	0	0	0	0	0.0	0.0	0-0-0	0	0	0	0.0	0.0	0.0	0.0
TOTAL			0	0	0	0	0.0	0.0	0-0-0	0	0	0	0.0	0.0	0.0	0.0

Scoring and Total Offense

			Scoring									Total Offense			
SEASON	TEAM	gp	td	rush	rcv	ret	pat	2pat	fg	total	avg/g	rush	pass	total	avg/g
2024-25	ND	15	0	0	0	0	0	0	0	0	0.0	0	0	0	0.0
TOTAL		15	0	0	0	0	0	0	0	0	0.0	0	0	0	0.0

Punting and All Purpose

			Punting				All Purpose							
SEASON	TEAM	gp	no.	yds	lg	avg/g	rush	rcv	pr	kr	lr	total	avg/g	
2024-25	ND	15	50	2091	64	41.8	0	0	0	0	0	0	0.0	
TOTAL		15	50	2091	64	41.8	0	0	0	0	0	0	0.0	

Tackles

			Tackles								Interceptions	Receptions							
SEASON	TEAM	GP	ua	a	total	tfl	pbu	ff	fr	blk	sacks	int	rec	yds	td	lg	rec/g	yds/r	yds/g
2024-25	ND	15	0	0	0	0-0	0	0	0	0	0	0	0	0	0	0	0.0	0.0	0.0
TOTAL		15	0	0	0	0-0	0	0	0	0	0	0	0	0	0	0	0.0	0.0	0.0

Single Game Highs

Statistic	Value	
Punts	5	4 times
Punts Average	51	at Southern California 11/30/24
Longest Punt	64	vs Virginia 11/16/24
Punts Inside 20 Yards	4	vs Virginia 11/16/24, vs Penn St. 01/09/25



#16 ANTHONY REZAC
QB • 6-3 • 201 lbs • Sophomore
Omaha, NE • Westside

PREP AND PERSONAL

- 2024 Nebraska Gatorade Player of the Year
- 2023 MaxPreps Nebraska Player of the Year
- 2023 Honorary Co-Captain of both the Omaha World-Herald All-State Team and the Lincoln Journal-Star Super State Team
- A three-star recruit by 247 Sports
- No. 9 player from Nebraska by Prep RedZone
- No. 142 QB nationally and No. 19 player from Nebraska by 247Sports.com
- Led his team to a 13-0 record and a state championship as a senior; completed 160 passes for 2,316 yards and 30 touchdowns; rushed for 905 yards and 15 touchdowns
- Nominee for 2024 Male Amateur Athlete of the Year at the Omaha Sports Commission Awards



#17 ELIJAH BURRESS
WR • 6-0 • 185 lbs • Freshman
Totowa, NJ • DePaul Catholic

PREP AND PERSONAL

- A four-star WR by 247Sports and ESPN
- A three-star WR by On3 and Rivals
- The 20th ranked recruit in the state of New Jersey and 118th overall WR by On3
- The fourth ranked recruit in the state, 24th overall WR and 231th overall recruit by 247Sports
- 11th ranked recruit in New Jersey and 47th overall WR by ESPN
- The 23rd ranked recruit in the state by Rivals
- 2025 Polynesian Bowl
- Member of varsity basketball and track teams team
- Won 2024 State Championship in 100m, 200m, and 4x100m races
- Pulled in 37 receptions for 960 yards and 15 touchdowns as a senior
- Caught 25 passes for 434 yards and five touchdowns in 10 games as junior



#17 BRENNAN VERNON
DL • 6-6 • 305 lbs • Sophomore
Mentor, OH • Mentor

Rushing and Passing

SEASON	TEAM	gp	Rushing						Passing							
			att	yds	td	lg	avg/c	avg/g	comp-att-int	yds	td	lg	pct	avg/p	avg/g	effic
2023-24	ND	2	0	0	0	0	0.0	0.0	0-0-0	0	0	0	0.0	0.0	0.0	0.0
2024-25	ND	2	0	0	0	0	0.0	0.0	0-0-0	0	0	0	0.0	0.0	0.0	0.0
TOTAL		4	0	0	0	0	0.0	0.0	0-0-0	0	0	0	0.0	0.0	0.0	0.0

Scoring and Total Offense

SEASON	TEAM	gp	Scoring									Total Offense			
			td	rush	rcv	ret	pat	2pat	fg	total	avg/g	rush	pass	total	avg/g
2023-24	ND	2	0	0	0	0	0	0	0	0	0.0	0	0	0	0.0
2024-25	ND	2	0	0	0	0	0	0	0	0	0.0	0	0	0	0.0
TOTAL		4	0	0	0	0	0	0	0	0	0.0	0	0	0	0.0

Punting and All Purpose

Punting							All Purpose						
SEASON	TEAM	gp	no.	yds	lg	avg/g	rush	rcv	pr	kr	lr	total	avg/g
2023-24	ND	2	0	0	0	0.0	0	0	0	0	0	0	0.0
2024-25	ND	2	0	0	0	0.0	0	0	0	0	0	0	0.0
TOTAL		4	0	0	0	0.0	0	0	0	0	0	0	0.0

Tackles

SEASON	TEAM	GP	Tackles								Interceptions		Receptions			
			ua	a	total	tfl	pbu	ff	fr	blk	sacks	int	rec	yds	td	lg
2023-24	ND	2	0	1	1	0-0	0	0	0	0	0	0	0	0	0	0.0
2024-25	ND	2	1	0	1	0-0	0	0	0	0	0	0	0	0	0	0.0
TOTAL		4	1	1	2	0-0	0	0	0	0	0	0	0	0	0	0.0

Single Game Highs

Statistic	Value	
Total Tackles	1	vs Virginia 11/16/24, vs Tennessee St. 09/02/23



#18 ERIK SCHMIDT
K • 6-2 • 210 lbs • Freshman
Milwaukee, WI • Marquette University HS

PREP AND PERSONAL

- A three-star recruit by On3, 247Sports, ESPN, and Rivals
- The top-ranked kicker in the nation by 247Sports Composite
- The top-ranked punter in the nation by Kohl's Kicking
- The second-ranked kicker by On3 Industry Ranking
- The third-ranked kicker by 247Sports and ESPN
- The fifth-ranked kicker by On3
- Wisconsin Sports Network 2024 Kevin Stemke Award recipient
- 2024 Preseason MaxPreps All-America Team
- Top-performing punter at the 2024 Kohl's National Scholarship Camp
- Selected for the Under Armour All-American game in January 2025
- 2024 All-State Kicker and Punter in the state of Wisconsin
- Broke Marquette University High School records for longest field goal (55 yards), total touchbacks in a season, total touchbacks in a career, extra points in season, extra points in a career, career points by a kicker
- Second all-time in Marquette University High School football history in total points by any position player



#18 CHANCE TUCKER

CB • 6-0 • 183 lbs • Senior
Encino, CA • Crespi Carmelite

Rushing and Passing

			Rushing						Passing							
SEASON	TEAM	gp	att	yds	td	lg	avg/c	avg/g	comp-att-int	yds	td	lg	pct	avg/p	avg/g	eff
2022-23	ND	1	0	0	0	0	0.0	0.0	0-0-0	0	0	0	0.0	0.0	0.0	0.0
2023-24	ND	9	0	0	0	0	0.0	0.0	0-0-0	0	0	0	0.0	0.0	0.0	0.0
TOTAL		10	0	0	0	0	0.0	0.0	0-0-0	0	0	0	0.0	0.0	0.0	0.0

Scoring and Total Offense

			Scoring									Total Offense			
SEASON	TEAM	gp	td	rush	rcv	ret	pat	2pat	fg	total	avg/g	rush	pass	total	avg/g
2022-23	ND	1	0	0	0	0	0	0	0	0	0.0	0	0	0	0.0
2023-24	ND	9	0	0	0	0	0	0	0	0	0.0	0	0	0	0.0
TOTAL		10	0	0	0	0	0	0	0	0	0.0	0	0	0	0.0

Punting and All Purpose

SEASON	TEAM	gp	Punting				All Purpose					
			no.	yds	lg	avg/g	rush	rcv	pr	kr	lr	total
2022-23	ND	1	0	0	0	0.0	0	0	0	0	0	0
2023-24	ND	9	0	0	0	0.0	0	0	0	0	0	0
TOTAL		10	0	0	0	0.0	0	0	0	0	0	0

Tackles

Tackles											Interceptions		Receptions						
SEASON	TEAM	GP	ua	a	total	tbl	pbu	ff	fr	blk	sacks	int	rec	yds	td	lg	rec/g	yds/r	yds/a
2022-23	ND	1	0	0	0	0-0	0	0	0	0	0	0	0	0	0	0	0.0	0.0	0.0
2023-24	ND	9	3	0	3	0-0	0	0	0	0	0	0	0	0	0	0	0.0	0.0	0.0
TOTAL		10	3	0	3	0-0	0	0	0	0	0	0	0	0	0	0	0.0	0.0	0.0

Single Game Highs

Statistic	Value
Total Tackles	2

vs Oregon St. 12/29/23



#19 LOGAN SALDATE

WR • 6-0 • 189 lbs • Freshman
Gilroy, CA • Palma

Rushing and Passing

Rushing									Passing							
SEASON	TEAM	gp	att	yds	td	lg	avg/c	avg/g	comp-att-int	yds	td	lg	pct	avg/p	avg/g	effic
2024-25	ND	1	0	0	0	0	0.0	0.0	0-0-0	0	0	0	0.0	0.0	0.0	0.0
TOTAL		1	0	0	0	0	0.0	0.0	0-0-0	0	0	0	0.0	0.0	0.0	0.0

Scoring and Total Offense

			Scoring									Total Offense			
SEASON	TEAM	gp	td	rush	rcv	ret	pat	2pat	fg	total	avg/g	rush	pass	total	avg/g
2024-25	ND	1	0	0	0	0	0	0	0	0	0.0	0	0	0	0.0
TOTAL		1	0	0	0	0	0	0	0	0	0.0	0	0	0	0.0

Punting and All Purpose

SEASON	TEAM	gp	Punting				All Purpose					
			no.	yds	lg	avg/g	rush	rcv	pr	kr	lr	total
2024-25	ND	1	0	0	0	0.0	0	0	0	0	0	0
TOTAL		1	0	0	0	0.0	0	0	0	0	0	0

Tackles

			Tackles								Interceptions	Receptions							
SEASON	TEAM	GP	ua	a	total	tfl	pbu	ff	fr	blk	sacks	int	rec	yds	td	lg	rec/g	yds/r	yds/g
2024-25	ND	1	0	0	0	0-0	0	0	0	0	0	0	0	0	0	0	0.0	0.0	0.0
TOTAL		1	0	0	0	0-0	0	0	0	0	0	0	0	0	0	0	0.0	0.0	0.0

#20 CREE THOMAS

CB • 6-1 • 189 lbs • Freshman
Phoenix, AZ • Brophy College Preparatory

PREP AND PERSONAL

- A four-star LB by On3, 247Sports, ESPN and Rivals
- The eighth ranked recruit in the state of California, 13th ranked LB overall and 130th ranked recruit by On3
- The third ranked recruit in California, sixth ranked LB and 80th ranked overall recruit by 247Sports
- The seventh ranked recruit in the state, 12th ranked LB and 94th ranked overall recruit by ESPN
- The fourth ranked recruit in California, fifth ranked LB and 57th ranked overall recruit by Rivals
- Two-time All-State selection
- 2025 Polynesian Bowl

PREP AND PERSONAL

- A four-star CB by Rivals
- A three-star CB by On3, 247Sports, 247Sports Composite, and ESPN
- The fifth ranked recruit in the state of Arizona and 63rd overall CB by On3
- The fourth ranked recruit in the state and 40th overall CB by 247Sports
- Fifth ranked recruit in Arizona and 64th overall CB by ESPN
- The second ranked recruit in the state and 26th ranked CB overall by Rivals
- Named as a varsity team captain for the 2024 season
- Notched five interceptions and 43 tackles as a junior
- Credited with six pass deflections, one interception and 33 total tackles as a sophomore
- 2023 and 2024 First-Team All-Region and All-State Honors
- Earned Second-Team All-Region honors in 2022



#21 KARSON HOBBS

CB • 6-1 • 189 lbs • Sophomore
Cincinnati, OH • Archbishop Moeller

Rushing and Passing

Rushing									Passing							
SEASON	TEAM	gp	att	yds	td	lg	avg/c	avg/g	comp-att-int	yds	td	lg	pct	avg/p	avg/g	eff
2024-25	ND	9	0	0	0	0	0.0	0.0	0-0-0	0	0	0	0.0	0.0	0.0	0.0
TOTAL		9	0	0	0	0	0.0	0.0	0-0-0	0	0	0	0.0	0.0	0.0	0.0

Scoring and Total Offense

Scoring											Total Offense				
SEASON	TEAM	gp	td	rush	rcv	ret	pat	2pat	fg	total	avg/g	rush	pass	total	avg/g
2024-25	ND	9	0	0	0	0	0	0	0	0	0.0	0	0	0	0.0
TOTAL		9	0	0	0	0	0	0	0	0	0.0	0	0	0	0.0

Punting and All Purpose

			Punting				All Purpose						
SEASON	TEAM	gp	no.	yds	lg	avg/g	rush	rcv	pr	kr	lr	total	avg/g
2024-25	ND	9	0	0	0	0.0	0	0	0	0	0	0	0.0
TOTAL		9	0	0	0	0.0	0	0	0	0	0	0	0.0

Tackles

			Tackles								Interceptions		Receptions						
SEASON	TEAM	GP	ua	a	total	tfl	pbu	ff	fr	blk	sacks	int	rec	yds	td	lg	rec/g	yds/r	yds/g
2024-25	ND	9	2	0	2	0-0	1	0	0	0	0	0	0	0	0	0	0.0	0.0	0.0
TOTAL		9	2	0	2	0-0	1	0	0	0	0	0	0	0	0	0	0.0	0.0	0.0

Single Game Highs

Statistic		Value	
Total Tackles		2	vs Virginia 11/16/24



#22 ETHAN LONG

S • 6-3 • 210 lbs • Freshman
Milford, CT • Brunswick School

PREP AND PERSONAL

- A four-star S by Rivals
- A three-star S by 247Sports, On3, and ESPN
- The ninth ranked recruit in the state of Connecticut and 62nd overall safety by On3
- The seventh ranked recruit in the state and 51st overall safety by 247Sports
- Eighth ranked recruit in Connecticut and 53rd overall safety by ESPN
- The fourth ranked recruit in the state and 37th ranked safety overall by Rivals
- 2024 All New England Football Team selection
- 2024 First Team All-NEPSAC honoree
- 2023 All New England and FAA selection in basketball
- 2023 Second-Team All-NEPSAC
- 2022 All-NEPSAC honoree
- 2022 All FAA and All New England in basketball
- 2022 All New England Honorable Mention in football



#21 KEDREN YOUNG

RB • 5-11 • 240 lbs • Freshman
Lufkin, TX • Lufkin

Rushing and Passing

		Rushing							Passing							
SEASON	TEAM	gp	att	yds	td	lg	avg/c	avg/g	comp-att-int	yds	td	lg	pct	avg/p	avg/g	eff%
2024-25	ND	7	21	116	1	12	5.5	16.6	0-0-0	0	0	0	0.0	0.0	0.0	0.0
TOTAL		7	21	116	1	12	5.5	16.6	0-0-0	0	0	0	0.0	0.0	0.0	0.0

Scoring and Total Offense

			Scoring								Total Offense				
SEASON	TEAM	gp	td	rush	rcv	ret	pat	2pat	fg	total	avg/g	rush	pass	total	avg/g
2024-25	ND	7	1	1	0	0	0	0	0	6	0.9	116	0	116	16.6
TOTAL		7	1	1	0	0	0	0	0	6	0.9	116	0	116	16.6

Punting and All Purpose

			Punting				All Purpose						
SEASON	TEAM	gp	no.	yds	lg	avg/g	rush	rcv	pr	kr	lr	total	avg/g
2024-25	ND	7	0	0	0	0.0	116	0	0	0	0	116	16.6
TOTAL		7	0	0	0	0.0	116	0	0	0	0	116	16.6

Tackles

			Tackles								Interceptions	Receptions							
SEASON	TEAM	GP	ua	a	total	tti	pbu	ff	fr	blk	sacks	int	rec	yds	td	lg	rec/g	yds/r	yds/g
2024-25	ND	7	0	0	0	0-0	0	0	0	0	0	0	0	0	0	0	0.0	0.0	0.0
TOTAL		7	0	0	0	0-0	0	0	0	0	0	0	0	0	0	0	0.0	0.0	0.0

Single Game Highs

Statistic		Value	
Rushing Attempts		10	vs Navy 10/26/24
Rushing Yards Net		52	vs Navy 10/26/24
Rushing Touchdowns		1	vs Navy 10/26/24
Longest Rushing		12	vs Stanford 10/12/24



#22 ANEYAS WILLIAMS

RB • 5-10 • 205 lbs • Sophomore
Hinnibal, MO • Hannibal

Rushing and Passing

			Rushing						Passing							
SEASON	TEAM	gp	att	yds	td	lg	avg/c	avg/g	comp-att-int	yds	td	lg	pct	avg/p	avg/g	effic
2024-25	ND	15	34	219	2	58	6.4	14.6	0-0-0	0	0	0	0.0	0.0	0.0	0.0
TOTAL		15	34	219	2	58	6.4	14.6	0-0-0	0	0	0	0.0	0.0	0.0	0.0

Scoring and Total Offense

			Scoring									Total Offense			
SEASON	TEAM	gp	td	rush	rcv	ret	pat	2pat	fg	total	avg/g	rush	pass	total	avg/g
2024-25	ND	15	2	2	0	0	0	0	0	12	0.8	219	0	219	14.6
TOTAL		15	2	2	0	0	0	0	0	12	0.8	219	0	219	14.6

Punting and All Purpose

			Punting				All Purpose						
SEASON	TEAM	gp	no.	yds	lg	avg/g	rush	rcv	pr	kr	lr	total	avg/g
2024-25	ND	15	0	0	0	0.0	219	172	5	0	0	396	26.4
TOTAL		15	0	0	0	0.0	219	172	5	0	0	396	26.4

Tackles

			Tackles									Interceptions	Receptions							
SEASON	TEAM	GP	ua	a	total	tft	pbu	ff	fr	blk	sacks	int	rec	yds	td	lg	rec/g	yds/r	yds/g	
2024-25	ND	15	0	0	0	0-0	0	0	0	0	0	0	0	18	172	0	36	1.2	9.6	11.5
TOTAL		15	0	0	0	0-0	0	0	0	0	0	0	0	18	172	0	36	1.2	9.6	11.5

Single Game Highs

Statistic		Value	
Rushing Attempts		7	vs Virginia 11/16/24
Rushing Yards Net		62	vs Army West Point 11/23/24
Rushing Touchdowns		1	vs Stanford 10/12/24, vs Army West Point 11/23/24
Longest Rushing		58	vs Stanford 10/12/24, vs Army West Point 11/23/24
Receptions		5	vs Penn St. 01/09/25
Receptions Yards		66	vs Penn St. 01/09/25
Longest Reception		36	vs Penn St. 01/09/25
Longest Punt Return		5	at Purdue 09/14/24



#23 NOLAN JAMES JR.

RB • 5-10 • 215 lbs • Freshman
Westwood, NJ • DePaul Catholic

PREP AND PERSONAL

- A four-star RB by 247Sports, On3, and Rivals
- A three-star RB by ESPN
- The 6th ranked recruit in the state of New Jersey and 14th overall RB by On3
- The 4th ranked recruit in the state and 12th overall RB by 247Sports
- The 28th ranked recruit in New Jersey and 68th overall RB by ESPN
- The 8th ranked recruit in the state and 28th overall RB by Rivals
- Four year varsity letterman at both Don Bosco Prep and DePaul Catholic
- 2024 MaxPreps New Jersey High School Football Player of the Year
- Zone6ix New Jersey Player of the Year
- NJ.Com Offensive Player of The Year
- DePaul Team Captain 2024-25 season
- Accumulated 5,911 all-purpose yards and 45 touchdowns in high school career
- Appeared in four straight New Jersey State Championship games
- 2024 New Jersey State Champion
- 2024 First Team All-Conference, All-County, All-North Jersey, All-State
- 2023 First Team All-Conference, All-County, All-North Jersey
- 2023 Second Team All-State (NJ Gridiron) and Honorable Mention All-USA Today NJ
- 2022 Second Team All-Conference and All-County



#24 JADARIAN PRICE

RB • 5-11 • 210 lbs • Junior
Denison, TX • Denison

Rushing and Passing

Rushing									Passing							
SEASON	TEAM	gp	att	yds	td	lg	avg/c	avg/g	comp-att-int%	yds	td	lg	pct	avg/p	avg/g	eff
2023-24	ND	13	47	272	3	54	5.8	20.9	0-0-0	0	0	0	0.0	0.0	0.0	0.0
2024-25	ND	16	120	746	7	70	6.2	46.6	0-0-0	0	0	0	0.0	0.0	0.0	0.0
TOTAL		29	167	1018	10	70	6.1	35.1	0-0-0	0	0	0	0.0	0.0	0.0	0.0

Scoring and Total Offense

		Scoring										Total Offense			
SEASON	TEAM	gp	td	rush	rcv	ret	pat	2pat	fg	total	avg/g	rush	pass	total	avg/g
2023-24	ND	13	5	3	1	1	0	0	0	30	2.3	272	0	272	20.9
2024-25	ND	16	7	7	0	0	0	0	0	42	2.6	746	0	746	46.6
TOTAL		29	12	10	1	1	0	0	0	72	2.5	1018	0	1018	35.1

Punting and All Purpose

		Punting					All Purpose						
SEASON	TEAM	gp	no.	yds	lg	avg/g	rush	rcv	pr	kr	lr	total	avg/g
2023-24	ND	13	0	0	0	0.0	272	65	0	344	0	681	52.4
2023-25	ND	16	0	0	0	0.0	746	10	0	0	0	756	47.3
TOTAL		29	0	0	0	0.0	1018	75	0	344	0	1437	49.6

Tackles

Tackles												Interceptions		Receptions						
SEASON	TEAM	GP	ua	a	total	tfl	pbu	f	fr	blk	sacks	int	rec	yds	td	lg	rec/g	yds/r	yds/r	
2023-24	ND	13	0	0	0	0-0	0	0	0	0	0	0	5	65	1	40	0.4	13.0	5.0	
2024-25	ND	16	1	0	1	0-0	0	0	0	0	0	0	4	10	0	40	0.3	2.5	0.6	
TOTAL		29	1	0	1	0-0	0	0	0	0	0	0	9	75	1	40	0.3	8.3	2.6	

Single Game Highs

Statistic	Value	
Rushing Attempts	13	vs Oregon St. 12/29/21
Rushing Yards Net	111	at Southern California 11/30/21
Rushing Touchdowns	2	vs Army West Point 11/23/21
Longest Rushing	70	at Purdue 09/14/21
Receptions	2	vs Tennessee St. 09/02/21
Receptions Yards	51	vs Tennessee St. 09/02/21
Receptions Touchdowns	1	vs Tennessee St. 09/02/21
Longest Reception	40	vs Tennessee St. 09/02/21
Longest Kick Return	99	vs Southern California 10/1/42
Total Tackles	1	at Southern California 11/3/02



#24 MARK ZACKERY IV

CB • 5-11 • 175 lbs • Freshman
Indianapolis, IN • Ben Davis

PREP AND PERSONAL

- A four-star CB by On3, 247Sports, ESPN, and Rivals
- Preseason MaxPreps All-America – Second Team Defense
- The third ranked recruit in the state of Indiana, 15th overall CB and 123rd overall recruit by On3
- The fourth ranked recruit in the state, 20th overall CB and 175th overall recruit by 247Sports
- Second ranked recruit in Indiana, 24th overall CB and 220th recruit by ESPN
- The fourth ranked recruit in the state, 24th ranked CB overall, and 244th ranked recruit by Rivals
- Two-way player with snaps at cornerback and wide receiver
- 2025 All-American Bowl participant
- 2024 Indiana Mr. Football
- 2024 MaxPreps Indiana High School Football Player of the Year
- 2024 Marion County Player of the Year
- 2024 Indiana Mr. Football Nominee
- 2024 Great American Rivalry Series BD Scholar Athlete Award
- 2023 IHSA Class 6A Football Champion
- 2023 Junior All County, All-MIC, and All-State selection
- 2023 Indiana Football Coaches Association Top 50 Player
- Caught 58 passes for 1,036 yards and 12 touchdowns; added 62 tackles, eight interceptions, four tackles for loss, one forced fumble, one fumble recovery, two blocked punts, and two defensive touchdowns as a senior
- Played point guard for the varsity basketball team



#25 DYLAN DEVEZIN

RB • 6-2 • 216 lbs • Senior
New Orleans, LA • St. Augustine

Rushing and Passing

Rushing									Passing								
SEASON	TEAM	gp	att	yds	td	lg	avg/c	avg/g	comp	att-int	yds	td	lg	pct	avg/p	avg/g	effic
2023-24	ND	4	0	0	0	0	0.0	0.0	0-0-0	0	0	0	0	0.0	0.0	0.0	0.0
2024-25	ND	1	0	0	0	0	0.0	0.0	0-0-0	0	0	0	0	0.0	0.0	0.0	0.0
TOTAL		5	0	0	0	0	0.0	0.0	0-0-0	0	0	0	0	0.0	0.0	0.0	0.0

Scoring and Total Offense

SEASON		TEAM	gp	td	rush	rcv	ret	pat	2pat	fg	total	avg/g	rush	pass	total	avg/g
2023-24	ND	4	0	0	0	0	0	0	0	0	0	0.0	0	0	0	0.0
2024-25	ND	1	0	0	0	0	0	0	0	0	0	0.0	0	0	0	0.0
TOTAL		5	0	0	0	0	0	0	0	0	0	0.0	0	0	0	0.0

Punting and All Purpose

[illegible]

Tackles

		Tackles										Interceptions	Receptions						
SEASON	TEAM	GP	ua	a	total	tfl	pbu	ff	fr	blk	sacks	int	rec	yds	td	lg	rec/g	yds/r	yds/g
2023-24	ND	4	0	0	0	0-0	0	0	0	0	0	0	0	0	0	0	0.0	0.0	0.0
2024-25	ND	1	0	0	0	0-0	0	0	0	0	0	0	0	0	0	0	0.0	0.0	0.0
TOTAL		5	0	0	0	0-0	0	0	0	0	0	0	0	0	0	0	0.0	0.0	0.0



#29 BRANDON LOGAN

S • 6-0 • 197 lbs • Freshman
Fort Wayne, IN • Snider

PREP AND PERSONAL

- A four-star safety by On3
- A three-star safety by ESPN, Rivals, 247Sports
- The 11th ranked recruit in the state of Indiana and 30th overall Safety by On3
- The 12th ranked recruit in the state and 69th overall Safety by 247Sports
- 15th ranked recruit in Indiana and 60th overall Safety by ESPN
- 2023-24 PRIMETIME 25 Award Winner – Indiana
- 2023 All-State
- 2023-24 IHSAA 5A State Football Champion
- Member of the varsity baseball team
- Top 100 baseball player according to Prep Baseball Report and Perfect Game
- Top-ranked position player in Indiana by Prep Baseball Report and Perfect Game
- The third-ranked baseball player in the state of Indiana by Prep Baseball Report
- Preseason All-American by Perfect Game
- Plans to play both football and baseball at Notre Dame



#31 TAEBRON BENNIE-POWELL

S • 6-1 • 185 lbs • Freshman
Cincinnati, OH • Lakota West

PREP AND PERSONAL

- A consensus three star recruit
- The 40th ranked safety and the 23rd ranked player in the state by On3
- The 48th ranked safety and the 24th ranked player in the state Rivals.com
- The 59th ranked safety and the 26th ranked player in the state by 247Sports
- The 71st ranked safety and the 30th ranked player in the state by ESPN
- Earned three varsity letters in football under head coach Tom Bolden
- Named first team all-southwest Ohio and first team all-conference as a senior
- Team captain in 2023
- First team All-Ohio
- Team skill Player of the Year
- Second team all-conference following his junior year
- Finished his prep career with 101 tackles, five interceptions, three forced fumbles, three fumble recoveries and scored seven touchdowns



#30 DOMINIK HULAK

DL • 6-4 • 245 lbs • Freshman
Glendale Heights, IL • Immaculate Conception

PREP AND PERSONAL

- A four-star EDGE by On3 and Rivals
- A three-star EDGE by 247Sports and ESPN
- The 11th ranked recruit in the state of Illinois, 26th overall EDGE and 290th overall recruit by On3
- The eighth ranked recruit in the state and 34th overall EDGE by 247Sports
- The 20th ranked recruit in Illinois and 33nd overall EDGE by ESPN
- The tenth ranked recruit in the state and 20th ranked EDGE overall by Rivals
- Two-way player with three touchdowns (one defensive), 68 rushing yards on 8 attempts, 13 receptions with 211 receiving yards, 32 tackles, 10 sacks, nine tackles for loss, and one forced fumble
- Posted 36 tackles, six tackles for loss, three sacks, one blocked punt and 13 receptions for 212 yards as a junior
- Added 57 tackles with three tackles for loss and a sack, eight receptions for 133 yards and two touchdowns as a sophomore
- 2024 Co-Defensive Player of the Year – DuPage County
- Special Mention 100 in News-Gazette Preps
- Member of varsity hockey and lacrosse teams



#31 XAVIER SOUTHALL

WR • 6-0 • 180 lbs • Sophomore
Alexandria, VA • IMG Academy

PREP AND PERSONAL

- As a junior, was Second Team All-Conference, Second Team All-County, Honorable Mention All-State, Honorable Mention All-Region
- Team earned Conference Second Place, Regional Second Place, State Third Place, Sectional Second Place
- As a sophomore, team was conference Second Place, State Third Place, Regional Second Place
- Also ran track; was the 2020 AAU Championship Runner-Up in 100 High Hurdles and 200 Hurdles
- Also was an AAU Junior Olympics Finalist



#32 ISAIAH DUNN

CB • 5-11 • 176 lbs • Senior
Santa Fe Springs, CA • St. Paul

Rushing and Passing

			Rushing						Passing							
SEASON	TEAM	gp	att	yds	td	lg	avg/c	avg/g	comp-att-int	yds	td	lg	pct	avg/p	avg/g	eff
2023-24	ND	1	0	0	0	0	0.0	0.0	0-0-0	0	0	0	0.0	0.0	0.0	0.0
2024-25	ND	1	0	0	0	0	0.0	0.0	0-0-0	0	0	0	0.0	0.0	0.0	0.0
TOTAL		2	0	0	0	0	0.0	0.0	0-0-0	0	0	0	0.0	0.0	0.0	0.0

Scoring and Total Offense

			Scoring									Total Offense			
SEASON	TEAM	gp	td	rush	rcv	ret	pat	2pat	fg	total	avg/g	rush	pass	total	avg/g
2023-24	ND	1	0	0	0	0	0	0	0	0	0.0	0	0	0	0.0
2024-25	ND	1	0	0	0	0	0	0	0	0	0.0	0	0	0	0.0
TOTAL		2	0	0	0	0	0	0	0	0	0.0	0	0	0	0.0

Punting and All Purpose

			Punting				All Purpose						
SEASON	TEAM	gp	no.	yds	lg	avg/g	rush	rcv	pr	kr	ir	total	avg/g
2023-24	ND	1	0	0	0	0.0	0	0	0	0	0	0	0.0
2024-25	ND	1	0	0	0	0.0	0	0	0	0	0	0	0.0
TOTAL		2	0	0	0	0.0	0	0	0	0	0	0	0.0

Tackles

[illegible]

#32 JUSTIN FISHER

TE • 6-3 • 233 lbs • Senior
Mishawaka, IN • Mishawaka

Rushing and Passing

			Rushing						Passing							
SEASON	TEAM	gp	att	yds	td	lg	avg/c	avg/g	comp-att-int	yds	td	lg	pct	avg/p	avg/g	eff
2023-24	ND	3	0	0	0	0	0.0	0.0	0-0-0	0	0	0	0.0	0.0	0.0	0.0
2024-25	ND	11	1	4	0	4	4.0	0.4	0-0-0	0	0	0	0.0	0.0	0.0	0.0
TOTAL		14	1	4	0	4	4.0	0.3	0-0-0	0	0	0	0.0	0.0	0.0	0.0

Scoring and Total Offense

Scoring											Total Offense				
SEASON	TEAM	gp	td	rush	rcv	ret	pat	2pat	fg	total	avg/g	rush	pass	total	avg/g
2023-24	ND	3	0	0	0	0	0	0	0	0	0.0	0	0	0	0.0
2024-25	ND	11	0	0	0	0	0	0	0	0	0.0	4	0	4	0.4
TOTAL		14	0	0	0	0	0	0	0	0	0.0	4	0	4	0.3

Punting and All Purpose

			Punting				All Purpose						
SEASON	TEAM	gp	no.	yds	lg	avg/g	rush	rcv	pr	kr	lr	total	avg/g
2023-24	ND	3	0	0	0	0.0	0	0	0	0	0	0	0.0
2024-25	ND	11	0	0	0	0.0	4	16	0	0	0	20	1.8
TOTAL		14	0	0	0	0.0	4	16	0	0	0	20	1.4

Tackles

Tackles												Interceptions		Receptions					
SEASON	TEAM	GP	ua	a	total	tbl	pbu	ff	fr	bik	sacks	int	rec	yds	td	lg	rec/g	yds/r	yds/r
2023-24	ND	3	0	0	0	0-0	0	0	0	0	0	0	0	0	0	0	0.0	0.0	0.0
2024-25	ND	11	0	0	0	0-0	0	0	0	0	0	0	1	16	0	16	1.5	16.0	1.5
TOTAL		14	0	0	0	0-0	0	0	0	0	0	0	1	16	0	16	0.1	16.0	1.1

Single Game Highs

Statistic	Value	
Rushing Attempts	1	vs Florida St. 11/09/24
Rushing Yards Net	4	vs Florida St. 11/09/24
Longest Rushing	4	vs Florida St. 11/09/24
Receptions	1	vs Florida St. 11/09/24
Receptions Yards	16	vs Florida St. 11/09/24
Longest Reception	16	vs Florida St. 11/09/24



#33 CHRISTOPHER BURGESS JR.

DL • 6-4 • 275 lbs • Freshman
Chicago, IL • Simeon Career Academy

PREP AND PERSONAL

- A four-star defensive end by On3, 247Sports, ESPN and Rivals
- Third ranked recruit in Illinois, third ranked EDGE and 42nd ranked overall recruit by Rivals
- Fourth ranked recruit in the state, 18th ranked EDGE overall and 171st recruit by 247Sports
- Fifth ranked recruit in the state, 22nd ranked EDGE and 217th recruit overall by ESPN
- Sixth ranked recruit in Illinois, 19th ranked EDGE and 174th overall recruit by On3
- Named to 2025 Polynesian Bowl
- Named to West roster for 2025 All-American Bowl
- Navy All-American
- Army All-American
- All-State First Team
- Two-time All-Conference First Team
- All-Chicago Public League First Team
- 2023 Defensive Line MVP at Rivals Top 100 Camp



#33 MATT JEFFERY

WR • 5-11 • 195 lbs • Sophomore
Cheshire, CT • Cheshire

Rushing and Passing

			Rushing							Passing							
SEASON	TEAM	gp	att	yds	td	lg	avg/c	avg/g	comp-att-int	yds	td	lg	pct	avg/p	avg/g	effic	
2024-25	ND	4	0	0	0	0	0.0	0.0	0-0-0	0	0	0	0.0	0.0	0.0	0.0	
TOTAL		4	0	0	0	0	0.0	0.0	0-0-0	0	0	0	0.0	0.0	0.0	0.0	

Scoring and Total Offense

		Scoring										Total Offense			
SEASON	TEAM	gp	td	rush	rcv	ret	pat	2pat	fg	total	avg/g	rush	pass	total	avg/g
2024-25	ND	4	0	0	0	0	0	0	0	0	0.0	0	0	0	0.0
TOTAL		4	0	0	0	0	0	0	0	0	0.0	0	0	0	0.0

Punting and All Purpose

			Punting				All Purpose							
SEASON	TEAM	gp	no.	yds	lg	avg/g	rush	rcv	pr	kr	ir	total	avg/g	
2024-25	ND	4	0	0	0	0.0	0	0	0	0	0	0	0.0	
TOTAL		4	0	0	0	0.0	0	0	0	0	0	0	0.0	

Tackles

			Tackles									Interceptions	Receptions						
SEASON	TEAM	GP	ua	a	total	tfl	pbu	ff	fr	bl	sacks	int	rec	yds	td	lg	rec/g	yds/r	yds/g
2024-25	ND	4	0	0	0	0-0	0	0	0	0	0	0	0	0	0	0	0.0	0.0	0.0
TOTAL		4	0	0	0	0-0	0	0	0	0	0	0	0	0	0	0	0.0	0.0	0.0



#34 DRAYK BOWEN

LB • 6-2 • 235 lbs • Junior
St. John, IN • Andrean

Rushing and Passing

			Rushing						Passing							
SEASON	TEAM	gp	att	yds	td	lg	avg/c	avg/g	comp-att-int	yds	td	lg	pct	avg/p	avg/g	eff
2023-24	ND	12	0	0	0	0	0.0	0.0	0-0-0	0	0	0	0.0	0.0	0.0	0.0
2024-25	ND	16	0	0	0	0	0.0	0.0	0-0-0	0	0	0	0.0	0.0	0.0	0.0
TOTAL		28	0	0	0	0	0.0	0.0	0-0-0	0	0	0	0.0	0.0	0.0	0.0

Scoring and Total Offense

			Scoring									Total Offense			
SEASON	TEAM	gp	td	rush	rcv	ret	pat	2pat	fg	total	avg/g	rush	pass	total	avg/g
2023-24	ND	12	0	0	0	0	0	0	0	0	0.0	0	0	0	0.0
2024-25	ND	16	0	0	0	0	0	0	0	0	0.0	0	0	0	0.0
TOTAL		28	0	0	0	0	0	0	0	0	0.0	0	0	0	0.0

Punting and All Purpose

SEASON	TEAM	gp	Punting				All Purpose					
			no.	yds	lg	avg/g	rush	rcv	pr	kr	lr	total
2023-24	ND	12	0	0	0	0.0	0	0	0	0	0	0.0
2024-25	ND	16	0	0	0	0.0	0	0	0	0	0	0.0
TOTAL		28	0	0	0	0.0	0	0	0	0	0	0.0

Tackles

SEASON	TEAM	GP	Tackles						Interceptions		Receptions			
			ua	a	total	tfl	pbu	ff	fr	blk	sacks	int	rec	yds
2023-24	ND	12	8	6	14	0.5-0	0	1	0	0	0	0	0	0.0
2024-25	ND	16	40	38	78	4-17	2	3	0	0	1	0	0	0.0
TOTAL		28	48	44	92	4.5-17	2	4	0	0	1	0	0	0.0

Single Game Highs

Statistic	Value	
Total Tackles	9	vs Georgia Tech 10/19/24
Total Sacks	1	vs Miami (OH) 09/21/24
Total Tackles For Loss	1.5	vs Indiana 12/20/24



#36 BODIE KAHOUN

LB • 6-2 • 230 lbs • Freshman
Roanoke, VA • Patrick Henry

Rushing and Passing

			Rushing						Passing							
SEASON	TEAM	gp	att	yds	td	lg	avg/c	avg/g	comp-att-int	yds	td	lg	pct	avg/p	avg/g	effic
2024-25	ND	3	0	0	0	0	0.0	0.0	0-0-0	0	0	0	0.0	0.0	0.0	0.0
TOTAL		3	0	0	0	0	0.0	0.0	0-0-0	0	0	0	0.0	0.0	0.0	0.0

Scoring and Total Offense

			Scoring									Total Offense			
SEASON	TEAM	gp	td	rush	rcv	ret	pat	2pat	fg	total	avg/g	rush	pass	total	avg/g
2024-25	ND	3	0	0	0	0	0	0	0	0	0.0	0	0	0	0.0
TOTAL		3	0	0	0	0	0	0	0	0	0.0	0	0	0	0.0

Punting and All Purpose

SEASON	TEAM	gp	Punting				All Purpose					
			no.	yds	lg	avg/g	rush	rcv	pr	kr	lr	total
2024-25	ND	3	0	0	0	0.0	0	0	0	0	0	0.0
TOTAL		3	0	0	0	0.0	0	0	0	0	0	0.0

Tackles

SEASON	TEAM	GP	Tackles						Interceptions		Receptions			
			ua	a	total	tfl	pbu	ff	fr	blk	sacks	int	rec	yds
2024-25	ND	3	1	0	1	0-0	0	0	0	0	0	0	0	0.0
TOTAL		3	1	0	1	0-0	0	0	0	0	0	0	0	0.0

Single Game Highs

Statistic	Value	
Total Tackles	1	vs Virginia 11/16/24



#35 TEDDY REZAC

LB • 6-3 • 220 lbs • Sophomore
Omaha, NE • Westside

Rushing and Passing

Rushing									Passing							
SEASON	TEAM	gp	att	yds	td	lg	avg/c	avg/g	comp-att-int	yds	td	lg	pct	avg/p	avg/g	eff
2024-25	ND	8	0	0	0	0	0.0	0.0	0-0-0	0	0	0	0.0	0.0	0.0	0.0
TOTAL		8	0	0	0	0	0.0	0.0	0-0-0	0	0	0	0.0	0.0	0.0	0.0

Scoring and Total Offense

			Scoring								Total Offense				
SEASON	TEAM	gp	td	rush	rcv	ret	pat	2pat	fg	total	avg/g	rush	pass	total	avg/g
2024-25	ND	8	0	0	0	0	0	0	0	0	0.0	0	0	0	0.0
TOTAL		8	0	0	0	0	0	0	0	0	0.0	0	0	0	0.0

Punting and All Purpose

SEASON	TEAM	gp	Punting				All Purpose					
			no.	yds	lg	avg/g	rush	rcv	pr	kr	lr	total
2024-25	ND	8	0	0	0	0.0	0	0	0	0	0	0.0
TOTAL		8	0	0	0	0.0	0	0	0	0	0	0.0

Tackles

SEASON	TEAM	GP	Tackles						Interceptions		Receptions			
			ua	a	total	tfl	pbu	ff	fr	blk	sacks	int	rec	yds
2024-25	ND	8	1	0	1	0-0	0	0	0	0	0	0	0	0.0
TOTAL		8	1	0	1	0-0	0	0	0	0	0	0	0	0.0

Single Game Highs

Statistic	Value	
Total Tackles	1	vs Army West Point 11/23/24



#38 TOMMY POWLUS

LB • 6-0 • 215 lbs • Sophomore
Granger, IN • Penn

PREP AND PERSONAL

- Three-year starter at Penn High School
- 2023 Northern Indiana Conference champions
- Also played lacrosse



#39 ANTHONY SACCA
LB • 6-3 • 240 lbs • Freshman
Delran, NJ • St. Joseph's Prep School

PREP AND PERSONAL

- A four star LB by ESPN and Rivals
- A three star LB by 247Sports and On3
- The 19th ranked recruit in the state of New Jersey and 64th overall LB by On3
- The tenth ranked recruit in the state and 35th overall LB by 247Sports
- Fourth ranked recruit in New Jersey, 22nd overall LB and 171st recruit by ESPN
- The second ranked recruit in the state, 9th ranked LB overall, and 101st ranked recruit by Rivals
- 2022 and 2023 PIAA Class 6A State Champions
- Member of varsity baseball team
- Named to East roster for 2025 All-American Bowl



#41 DONOVAN HINISH
DL • 6-2 • 277 lbs • Junior
Pittsburgh, PA • Central Catholic

Rushing and Passing

SEASON	TEAM	gp	Rushing						Passing							
			att	yds	td	lg	avg/c	avg/g	comp-att-int	yds	td	lg	pct	avg/p	avg/g	effic
2022-23	ND	1	0	0	0	0	0.0	0.0	0-0-0	0	0	0	0.0	0.0	0.0	0.0
2023-24	ND	9	0	0	0	0	0.0	0.0	0-0-0	0	0	0	0.0	0.0	0.0	0.0
2024-25	ND	16	0	0	0	0	0.0	0.0	0-0-0	0	0	0	0.0	0.0	0.0	0.0
TOTAL			26	0	0	0	0.0	0.0	0-0-0	0	0	0	0.0	0.0	0.0	0.0

Scoring and Total Offense

			Scoring									Total Offense			
SEASON	TEAM	gp	td	rush	rcv	ret	pat	2pat	fg	total	avg/g	rush	pass	total	avg/g
2022-23	ND	1	0	0	0	0	0	0	0	0	0.0	0	0	0	0.0
2023-24	ND	9	0	0	0	0	0	0	0	0	0.0	0	0	0	0.0
2024-25	ND	16	0	0	0	0	0	0	0	0	0.0	0	0	0	0.0
TOTAL		26	0	0	0	0	0	0	0	0	0.0	0	0	0	0.0

Punting and All Purpose

			Punting				All Purpose							
SEASON	TEAM	gp	no.	yds	lg	avg/g	rush	rcv	pr	kr	lr	total	avg/g	
2022-23	ND	1	0	0	0	0.0	0	0	0	0	0	0	0.0	
2023-24	ND	9	0	0	0	0.0	0	0	0	0	0	0	0.0	
2024-25	ND	16	0	0	0	0.0	0	0	0	0	0	0	0.0	
TOTAL		26	0	0	0	0.0	0	0	0	0	0	0	0.0	

Tackles

SEASON	TEAM	GP	Tackles								Interceptions		Receptions			
			ua	a	total	tfi	pbu	ff	fr	blk	sacks	int	rec	yds	td	lg
2022-23	ND	1	0	0	0	0-0	0	0	0	0	0	0	0	0	0	0.0
2023-24	ND	9	4	6	10	1-7	0	0	0	0	1	0	0	0	0	0.0
2024-25	ND	16	19	16	35	4.5-32	1	0	0	4.5	0	0	0	0	0	0.0
TOTAL			26	23	22	45	5.5-39	1	0	0	5.5	0	0	0	0	0.0

Single Game Highs

Statistic	Value	
Total Tackles	5	at Texas A&M 08/31/24, vs Florida St. 11/09/24, vs Army West Point 11/23/24
Total Sacks	2	vs Florida St. 11/09/24
Total Tackles For Loss	2	vs Florida St. 11/09/24



#40 JOSHUA BURNHAM
DL • 6-4 • 260 lbs • Junior
Traverse City, MI • Traverse City Central

Rushing and Passing

SEASON	TEAM	gp	Rushing						Passing							
			att	yds	td	lg	avg/c	avg/g	comp-att-int	yds	td	lg	pct	avg/p	avg/g	effic
2022-23	ND	1	0	0	0	0	0.0	0.0	0-0-0	0	0	0	0.0	0.0	0.0	0.0
2023-24	ND	13	0	0	0	0	0.0	0.0	0-0-0	0	0	0	0.0	0.0	0.0	0.0
2024-25	ND	14	0	0	0	0	0.0	0.0	0-0-0	0	0	0	0.0	0.0	0.0	0.0
TOTAL			28	0	0	0	0.0	0.0	0-0-0	0	0	0	0.0	0.0	0.0	0.0

Scoring and Total Offense

			Scoring									Total Offense			
SEASON	TEAM	gp	td	rush	rcv	ret	pat	2pat	fg	total	avg/g	rush	pass	total	avg/g
2022-23	ND	1	0	0	0	0	0	0	0	0	0.0	0	0	0	0.0
2023-24	ND	13	0	0	0	0	0	0	0	0	0.0	0	0	0	0.0
2024-25	ND	14	0	0	0	0	0	0	0	0	0.0	0	0	0	0.0
TOTAL		28	0	0	0	0	0	0	0	0	0.0	0	0	0	0.0

Punting and All Purpose

			Punting				All Purpose							
SEASON	TEAM	gp	no.	yds	lg	avg/g	rush	rcv	pr	kr	lr	total	avg/g	
2022-23	ND	1	0	0	0	0.0	0	0	0	0	0	0	0.0	
2023-24	ND	13	0	0	0	0.0	0	0	0	0	0	0	0.0	
2024-25	ND	14	0	0	0	0.0	0	0	0	0	0	0	0.0	
TOTAL		28	0	0	0	0.0	0	0	0	0	0	0	0.0	

Tackles

SEASON	TEAM	GP	Tackles								Interceptions		Receptions			
			ua	a	total	tfi	pbu	ff	fr	blk	sacks	int	rec	yds	td	lg
2022-23	ND	1	0	1	1	0-5-3	0	0	0	0	0	0	0	0	0	0.0
2023-24	ND	13	10	8	18	4-19	0	0	0	0	1	0	0	0	0	0.0
2024-25	ND	14	16	14	30	6.5-20	1	1	1	0	2	0	0	0	0	0.0
TOTAL			28	26	23	49	11-42	1	1	1	3	0	0	0	0	0.0

Single Game Highs

Statistic	Value	
Total Tackles	5	vs Stanford 10/12/24
Total Sacks	2	vs Ohio St. 01/09/25
Total Tackles For Loss	2	vs Ohio St. 01/20/25



#42 HENRY GARRITY
TE • 6-3 • 227 lbs • Junior
Bloomfield Hills, MI • Brother Rice

PREP AND PERSONAL

- Three-star ranking by 247 Sports
- Earned All-Catholic and All-Region honors as a senior
- Two-sport athlete, competing in basketball in addition to football



#42 COLE MULLINS

DL • 6-5 • 275 lbs • Freshman
Hoschton, GA • Mill Creek

PREP AND PERSONAL

- A consensus three-star recruit
- The 46th ranked edge and 75th-ranked player in the state by Rivals.com
- The 54th ranked edge and the 97th-ranked player in the state by 247Sports
- The 60th ranked edge and 66th-ranked player in the state by On3
- The 61st ranked edge and 73rd-ranked player in the state by ESPN
- Rated as a top 65 recruit at his position by all recruiting outlets
- Earned four varsity letters in football and three in baseball
- Played under head coaches Josh Lovelady and T. McFerrin
- Missed his senior season due to injury
- As a junior, earned all-state honors, first team all-county and first team all-region
- Led his team to a state championship as a junior
- Named second team all-region as a sophomore
- Participates as part of Gen50 ministries, serving the community and other student-athletes



#44 JUNIOR TUIHALAMAKA

DL • 6-2 • 255 lbs • Senior
Granada Hills, CA • Bishop Alemany

Rushing and Passing

SEASON	TEAM	gp	Rushing						Passing							
			att	yds	td	lg	avg/c	avg/g	comp-att-int	yds	td	lg	pct	avg/p	avg/g	effic
2022-23	ND	13	0	0	0	0	0.0	0.0	0-0-0	0	0	0	0.0	0.0	0.0	0.0
2023-24	ND	13	0	0	0	0	0.0	0.0	0-0-0	0	0	0	0.0	0.0	0.0	0.0
2024-25	ND	16	0	0	0	0	0.0	0.0	0-0-0	0	0	0	0.0	0.0	0.0	0.0
TOTAL		42	0	0	0	0	0.0	0.0	0-0-0	0	0	0	0.0	0.0	0.0	0.0

Scoring and Total Offense

			Scoring									Total Offense			
SEASON	TEAM	gp	td	rush	rcv	ret	pat	2pat	fg	total	avg/g	rush	pass	total	avg/g
2022-23	ND	13	0	0	0	0	0	0	0	0	0.0	0	0	0	0.0
2023-24	ND	13	0	0	0	0	0	0	0	0	0.0	0	0	0	0.0
2024-25	ND	16	0	0	0	0	0	0	0	0	0.0	0	0	0	0.0
TOTAL		42	0	0	0	0	0	0	0	0	0.0	0	0	0	0.0

Punting and All Purpose

			Punting				All Purpose							
SEASON	TEAM	gp	no.	yds	lg	avg/g	rush	rcv	pr	kr	lr	total	avg/g	
2022-23	ND	13	0	0	0	0.0		0	0	0	0	0	0.0	
2023-24	ND	13	0	0	0	0.0		0	0	0	0	0	0.0	
2024-25	ND	16	0	0	0	0.0		0	0	0	0	0	0.0	
TOTAL		42	0	0	0	0.0	0	0	0	0	0	0	0.0	

Tackles

SEASON	TEAM	GP	Tackles								Interceptions		Receptions			
			ua	a	total	ttl	pbu	ff	fr	blk	sacks	int	rec	yds	td	lg
2022-23	ND	13	4	2	6	0-0	0	0	0	0	0	0	0	0	0	0.0
2023-24	ND	13	7	3	10	0-0	0	0	0	0	0	0	0	0	0	0.0
2024-25	ND	16	17	16	33	5.5-23	1	0	2	0	3	1	0	0	0	0.0
TOTAL		42	28	21	49	5.5-23	1	0	2	0	3	1	0	0	0	0.0

Single Game Highs

Statistic	Value	
Total Tackles	7	vs Navy 10/26/24
Total Sacks	1	vs Florida St. 11/09/24, vs Georgia 01/02/25
Total Tackles For Loss	2.5	vs Georgia 01/02/25
Total Interceptions	1	vs Miami (OH) 09/21/24



#43 KAHANU KIA

LB • 6-2 • 230 lbs • Sophomore
Kaneohe, HI • Punahou

Rushing and Passing

SEASON	TEAM	gp	Rushing						Passing							
			att	yds	td	lg	avg/c	avg/g	comp-att-int	yds	td	lg	pct	avg/p	avg/g	effic
2021-22	ND	8	0	0	0	0	0.0	0.0	0-0-0	0	0	0	0.0	0.0	0.0	0.0
TOTAL		8	0	0	0	0	0.0	0.0	0-0-0	0	0	0	0.0	0.0	0.0	0.0

Scoring and Total Offense

			Scoring									Total Offense			
SEASON	TEAM	gp	td	rush	rcv	ret	pat	2pat	fg	total	avg/g	rush	pass	total	avg/g
2021-22	ND	8	0	0	0	0	0	0	0	0	0.0	0	0	0	0.0
TOTAL		8	0	0	0	0	0	0	0	0	0.0	0	0	0	0.0

Punting and All Purpose

			Punting				All Purpose							
SEASON	TEAM	gp	no.	yds	lg	avg/g	rush	rcv	pr	kr	lr	total	avg/g	
2021-22	ND	8	0	0	0	0.0	0	0	0	0	0	0	0.0	
TOTAL		8	0	0	0	0.0	0	0	0	0	0	0	0.0	

Tackles

SEASON	TEAM	GP	Tackles								Interceptions		Receptions			
			ua	a	total	ttl	pbu	ff	fr	blk	sacks	int	rec	yds	td	lg
2021-22	ND	8	4	3	7	0-0	0	0	0	0	0	0	0	0	0	0.0
TOTAL		8	4	3	7	0-0	0	0	0	0	0	0	0	0	0	0.0

Single Game Highs

Statistic	Value	
Total Tackles	4	vs Navy 11/06/21



#45 KO'O KIA

LB • 6-2 • 220 lbs • Freshman
Kaneohe, HI • Punahou

PREP AND PERSONAL

- A three-star LB by On3, 247Sports, ESPN, and Rivals
- The second ranked recruit in the state of Hawaii and 33rd overall LB by On3
- The seventh ranked recruit in the state and 72nd overall LB by 247Sports
- Seventh ranked recruit in Hawaii and 51st overall LB by ESPN
- The fifth ranked recruit in the state and 38th ranked LB overall by Rivals
- 2025 Polynesian Bowl
- 2025 US Army Bowl
- Butkus Award Nominee
- Had 98 tackles, 17 tackles for loss, and three forced fumbles as a senior
- Credited with 29 tackles – including four tackles for loss – and a forced fumble in nine games in 2022



#49 CHARLES DU

CB • 5-10 • 187 lbs • Senior
Beijing, China • Robert Louis Stevenson (CA)

PREP AND PERSONAL

- Played running back and saw time on kick return in high school
- Recorded five career touchdowns - three rushing, two receiving



#52 DEVAN HOUSTAN

OL • 6-4 • 307 lbs • Sophomore
Mississauga, Ontario, Canada • St. James School

Rushing and Passing

SEASON	TEAM	gp	Rushing						Passing							
			att	yds	td	lg	avg/c	avg/g	comp-att-int	yds	td	lg	pct	avg/p	avg/g	effic
2023-24	ND	1	0	0	0	0	0.0	0.0	0-0-0	0	0	0	0.0	0.0	0.0	0.0
2024-25	ND	2	0	0	0	0	0.0	0.0	0-0-0	0	0	0	0.0	0.0	0.0	0.0
TOTAL		3	0	0	0	0	0.0	0.0	0-0-0	0	0	0	0.0	0.0	0.0	0.0

Scoring and Total Offense

Scoring											Total Offense				
SEASON	TEAM	gp	td	rush	rcv	ret	pat	2pat	fg	total	avg/g	rush	pass	total	avg/g
2023-24	ND	1	0	0	0	0	0	0	0	0	0.0	0	0	0	0.0
2024-25	ND	2	0	0	0	0	0	0	0	0	0.0	0	0	0	0.0
TOTAL		3	0	0	0	0	0	0	0	0	0.0	0	0	0	0.0

Punting and All Purpose

[illegible]

Tackles

Tackles												Interceptions		Receptions					
SEASON	TEAM	GP	ua	a	total	tff	pbu	f	fr	bik	sacks	int	rec	yds	td	lg	rec/g	yds/r	yds/g
2023-24	ND	1	1	0	1	0-0	0	0	0	0	0	0	0	0	0	0	0.0	0.0	0.0
2024-25	ND	2	1	0	1	0-0	0	0	0	0	0	0	0	0	0	0	0.0	0.0	0.0
TOTAL		3	2	0	2	0-0	0	0	0	0	0	0	0	0	0	0	0.0	0.0	0.0

Single Game Highs

Statistic	Value	
Total Tackles	1	vs Wake Forest 11/18/23, vs Virginia 11/16/24



#49 ANDREW KROS

LS • 6-4 • 225 lbs • Junior
Louisville, KY • St. Xavier

Rushing and Passing

		Rushing						Passing							
SEASON	TEAM	gp	att	yds	td	lg	avg/c	comp-att-int	yds	td	lg	pct	avg/p	avg/g	eff
2023-24	ND	1	0	0	0	0	0.0	0-0-0	0	0	0	0.0	0.0	0.0	0.0
2024-25	ND	7	0	0	0	0	0.0	0-0-0	0	0	0	0.0	0.0	0.0	0.0
TOTAL		8	0	0	0	0	0.0	0-0-0	0	0	0	0.0	0.0	0.0	0.0

Scoring and Total Offense

Scoring											Total Offense				
SEASON	TEAM	gp	td	rush	rcv	ret	pat	2pat	fg	total	avg/g	rush	pass	total	avg/g
2023-24	ND	1	0	0	0	0	0	0	0	0	0.0	0	0	0	0.0
2024-25	ND	7	0	0	0	0	0	0	0	0	0.0	0	0	0	0.0
TOTAL		8	0	0	0	0	0	0	0	0	0.0	0	0	0	0.0

Punting and All Purpose

	Punting						All Purpose						
SEASON	TEAM	gp	no.	yds	lg	avg/g	rush	rcv	pr	kr	lr	total	avg/g
2023-24	ND	1	0	0	0	0.0	0	0	0	0	0	0	0.0
2024-25	ND	7	0	0	0	0.0	0	0	0	0	0	0	0.0
TOTAL		8	0	0	0	0.0	0	0	0	0	0	0	0.0

Tackles

Tackles												Interceptions		Receptions						
SEASON	TEAM	GP	ua	a	total	tff	pbu	fr	fr	blk	sacks	int	rec	yds	td	lg	rec/g	yds/r	yds/a	
2023-24	ND	1	0	0	0-0	0	0	0	0	0	0	0	0	0	0	0	0.0	0.0	0.0	
2024-25	ND	7	1	1	2	0-0	0	0	0	0	0	0	0	0	0	0	0.0	0.0	0.0	
TOTAL		8	1	1	2	0-0	0	0	0	0	0	0	0	0	0	0	0.0	0.0	0.0	

Single Game Highs

Statistic	Value	
Total Tackles	2	at Texas A&M 08/31/24



#54 ANTHONIE KNAPP

OL • 6-4 • 300 lbs • Sophomore
Roswell, GA • Roswell

Rushing and Passing

			Rushing						Passing							
SEASON	TEAM	gp	att	yds	td	lg	avg/c	avg/g	comp-att-int	yds	td	lg	pct	avg/p	avg/g	effic
2024-25	ND	15	0	0	0	0	0.0	0.0	0-0-0	0	0	0	0.0	0.0	0.0	0.0
TOTAL		15	0	0	0	0	0.0	0.0	0-0-0	0	0	0	0.0	0.0	0.0	0.0

Scoring and Total Offense

		Scoring										Total Offense			
SEASON	TEAM	gp	td	rush	rcv	ret	pat	2pat	fg	total	avg/g	rush	pass	total	avg/g
2024-25	ND	15	0	0	0	0	0	0	0	0	0.0	0	0	0	0.0
TOTAL		15	0	0	0	0	0	0	0	0	0.0	0	0	0	0.0

Punting and All Purpose

			Punting				All Purpose							
SEASON	TEAM	gp	no.	yds	lg	avg/g	rush	rcv	pr	kr	ir	total	avg/g	
2024-25	ND	15	0	0	0	0.0	0	0	0	0	0	0	0.0	
TOTAL		15	0	0	0	0.0	0	0	0	0	0	0	0.0	

Tackles

[illegible]



#55 CHRIS TEREK

OL • 6-6 • 322 lbs • Sophomore
Glen Ellyn, IL • Glenbard West

Rushing and Passing

SEASON	TEAM	gp	Rushing						Passing							
			att	yds	td	lg	avg/c	avg/g	comp-att-int	yds	td	lg	pct	avg/p	avg/g	effic
2024-25	ND	14	0	0	0	0	0.0	0.0	0-0-0	0	0	0	0.0	0.0	0.0	0.0
TOTAL		14	0	0	0	0	0.0	0.0	0-0-0	0	0	0	0.0	0.0	0.0	0.0

Scoring and Total Offense

SEASON	TEAM	gp	Scoring							Total Offense						
			td	rush	rcv	ret	pat	2pat	fg	total	avg/g	rush	pass	total	avg/g	
2024-25	ND	14	0	0	0	0	0	0	0	0	0.0	0	0	0	0	0.0
TOTAL		14	0	0	0	0	0	0	0	0	0.0	0	0	0	0	0.0

Punting and All Purpose

SEASON	TEAM	gp	Punting					All Purpose							
			no.	yds	lg	avg/g		rush	rcv	pr	kr	lr	total	avg/g	
2024-25	ND	14	0	0	0	0	0.0	0	0	0	0	0	0	0	0.0
TOTAL		14	0	0	0	0	0.0	0	0	0	0	0	0	0	0.0

Tackles

SEASON	TEAM	GP	Tackles							Interceptions		Receptions					
			ua	a	total	ttl	pbu	ff	fr	blk	sacks	int	rec	yds	td	lg	rec/g
2024-25	ND	14	0	0	0	0-0	0	0	0	0	0	0	0	0	0	0	0.0
TOTAL		14	0	0	0	0-0	0	0	0	0	0	0	0	0	0	0	0.0



#56 ELIJAH HUGHES

DL • 6-3 • 300 lbs • Junior
Arlington, VA • Washington-Liberty/USC

Rushing and Passing

SEASON	TEAM	gp	Rushing						Passing							
			att	yds	td	lg	avg/c	avg/g	comp-att-int	yds	td	lg	pct	avg/p	avg/g	effic
2023-24	USC	8	0	0	0	0	0.0	0.0	0-0-0	0	0	0	0.0	0.0	0.0	0.0
2024-25	USC	7	0	0	0	0	0.0	0.0	0-0-0	0	0	0	0.0	0.0	0.0	0.0
TOTAL FOR ND		0	0	0	0	0	0.0	0.0	0-0-0	0	0	0	0.0	0.0	0.0	0.0
TOTAL		15	0	0	0	0	0.0	0.0	0-0-0	0	0	0	0.0	0.0	0.0	0.0

Scoring and Total Offense

SEASON	TEAM	gp	Scoring							Total Offense						
			td	rush	rcv	ret	pat	2pat	fg	total	avg/g	rush	pass	total	avg/g	
2023-24	USC	8	0	0	0	0	0	0	0	0	0.0	0	0	0	0	0.0
2024-25	USC	7	0	0	0	0	0	0	0	0	0.0	0	0	0	0	0.0
TOTAL FOR ND		0	0	0	0	0	0	0	0	0	0.0	0	0	0	0	0.0
TOTAL		15	0	0	0	0	0	0	0	0	0.0	0	0	0	0	0.0

Punting and All Purpose

SEASON	TEAM	gp	Punting					All Purpose							
			no.	yds	lg	avg/g		rush	rcv	pr	kr	lr	total	avg/g	
2023-24	USC	8	0	0	0	0	0.0	0	0	0	0	0	0	0	0.0
2024-25	USC	7	0	0	0	0	0.0	0	0	0	0	0	0	0	0.0
TOTAL FOR ND		0	0	0	0	0	0.0	0	0	0	0	0	0	0	0.0
TOTAL		15	0	0	0	0	0.0	0	0	0	0	0	0	0	0.0

Tackles

SEASON	TEAM	GP	Tackles							Interceptions		Receptions					
			ua	a	total	ttl	pbu	ff	fr	blk	sacks	int	rec	yds	td	lg	rec/g
2023-24	USC	8	3	3	6	1.5-4	0	0	0	0	0.5	0	0	0	0	0	0.0
2024-25	USC	7	4	2	6	1-5	0	0	0	0	1	0	0	0	0	0	0.0
TOTAL FOR ND		0	0	0	0	0-0	0	0	0	0	0	0	0	0	0	0	0.0
TOTAL		15	7	5	12	2.5-9	0	0	0	0	1.5	0	0	0	0	0	0.0

Single Game Highs

Statistic		Value	
Total Tackles		3	vs Louisville 12/27/23
Total Sacks		1	vs Nebraska 11/16/24
Total Tackles For Loss		1	vs Nevada 09/02/23, vs Nebraska 11/16/24



#56 CHARLES JAGUSAH

OL • 6-7 • 333 lbs • Sophomore
Rock Island, IL • Alleman

Rushing and Passing

SEASON	TEAM	gp	Rushing						Passing							
			att	yds	td	lg	avg/c	avg/g	comp-att-int	yds	td	lg	pct	avg/p	avg/g	effic
2023-24	ND	2	0	0	0	0	0.0	0.0	0-0-0	0	0	0	0.0	0.0	0.0	0.0
2024-25	ND	3	0	0	0	0	0.0	0.0	0-0-0	0	0	0	0.0	0.0	0.0	0.0
TOTAL		5	0	0	0	0	0.0	0.0	0-0-0	0	0	0	0.0	0.0	0.0	0.0

Scoring and Total Offense

SEASON	TEAM	gp	Scoring							Total Offense						
			td	rush	rcv	ret	pat	2pat	fg	total	avg/g	rush	pass	total	avg/g	
2023-24	ND	2	0	0	0	0	0	0	0	0	0.0	0	0	0	0	0.0
2024-25	ND	3	0	0	0	0	0	0	0	0	0.0	0	0	0	0	0.0
TOTAL		5	0	0	0	0	0	0	0	0	0.0	0	0	0	0	0.0

Punting and All Purpose

SEASON	TEAM	gp	Punting					All Purpose							
			no.	yds	lg	avg/g		rush	rcv	pr	kr	lr	total	avg/g	
2023-24	ND	2	0	0	0	0	0.0	0	0	0	0	0	0	0	0.0
2024-25	ND	3	0	0	0	0	0.0	0	0	0	0	0	0	0	0.0
TOTAL		5	0	0	0	0	0.0	0	0	0	0	0	0	0	0.0

Tackles

SEASON	TEAM	GP	Tackles							Interceptions		Receptions					
			ua	a	total	ttl	pbu	ff	fr	blk	sacks	int	rec	yds	td	lg	rec/g
2023-24	ND	2	0	0	0	0-0	0	0	0	0	0	0	0	0	0	0	0.0
2024-25	ND	3	0	0	0	0-0	0	0	0	0	0	0	0	0	0	0	0.0
TOTAL		5	0	0	0	0-0	0	0	0	0	0	0	0	0	0	0	0.0



#57 CAM HERRON

OL • 6-2 • 285 lbs • Freshman
Indianapolis, IN • Warren Central

PREP AND PERSONAL

- A four-star IOL by On3 and 247 Sports
- A three-star IOL by ESPN and Rivals
- The sixth-ranked player in Indiana, 19th ranked IOL, and 273rd overall recruit by On3
- The sixth-ranked player in the state, 15th ranked IOL, and 240th overall recruit by 247Sports
- The eighth-ranked player in Indiana and 19th ranked IOL by ESPN
- 36th ranked IOL by Rivals
- Two-time All-MIC selection
- First Team All-Marion County
- Named All-State as a junior
- Member of varsity wrestling team



#58 MATTY AUGUSTINE
OL • 6-7 • 310 lbs • Freshman
Greenwich, CT • Brunswick School

PREP AND PERSONAL

- A three-star OT by On3, 247Sports, ESPN
- A four-star OT by Rivals and On3 Composite
- The fourth ranked recruit in the state of Connecticut and 42nd overall OT by On3
- The third ranked recruit in the state and 35th overall OT by 247Sports
- Seventh ranked recruit in Connecticut and 73th overall OT by ESPN
- The second ranked recruit in the state, 22th ranked OT overall, and 237th ranked recruit by Rivals
- Five-year member and two-year captain of varsity football team
- Four-year member and captain of varsity basketball team



#59 AAMIL WAGNER
OL • 6-6 • 300 lbs • Junior
Yellow Springs, OH • Wayne

Rushing and Passing

			Rushing						Passing								
SEASON	TEAM	gp	att	yds	td	lg	avg/c	avg/g	comp	att-int	yds	td	lg	pct	avg/p	avg/g	effc
2023-24	ND	7	0	0	0	0	0.0	0.0	0-0-0	0	0	0	0	0.0	0.0	0.0	0.0
2024-25	ND	16	0	0	0	0	0.0	0.0	0-0-0	0	0	0	0	0.0	0.0	0.0	0.0
TOTAL		23	0	0	0	0	0.0	0.0	0-0-0	0	0	0	0	0.0	0.0	0.0	0.0

Scoring and Total Offense

		Scoring										Total Offense			
SEASON	TEAM	gp	td	rush	rcv	ret	pat	2pat	fg	total	avg/g	rush	pass	total	avg/g
2023-24	ND	7	0	0	0	0	0	0	0	0	0.0	0	0	0	0.0
2024-25	ND	16	0	0	0	0	0	0	0	0	0.0	0	0	0	0.0
TOTAL		23	0	0	0	0	0	0	0	0	0.0	0	0	0	0.0

Punting and All Purpose

			Punting				All Purpose							
SEASON	TEAM	gp	no.	yds	lg	avg/g	rush	rcv	pr	kr	lr	total	avg/g	
2023-24	ND	7	0	0	0	0.0	0	0	0	0	0	0	0.0	
2024-25	ND	16	0	0	0	0.0	0	0	0	0	0	0	0.0	
TOTAL		23	0	0	0	0.0	0	0	0	0	0	0	0.0	

Tackles

SEASON	TEAM	GP	Tackles								Interceptions		Receptions			
			ua	a	total	tfl	pbu	ff	fr	blk	sacks	int	rec	yds	td	lg
2023-24	ND	7	0	0	0	0-0	0	0	0	0	0	0	0	0	0	0.0
2024-25	ND	16	0	0	0	0-0	0	0	0	0	0	0	0	0	0	0.0
TOTAL		23	0	0	0	0-0	0	0	0	0	0	0	0	0	0	0.0



#59 SEAN SEVILLANO JR.
DL • 6-2 • 340 lbs • Freshman
Clearwater, FL • Clearwater Academy International

Rushing and Passing

		Rushing							Passing								
SEASON	TEAM	gp	att	yds	td	lg	avg/c	avg/g	comp	att-int	yds	td	lg	pct	avg/p	avg/g	effc
2024-25	ND	3	0	0	0	0	0.0	0.0	0	0-0	0	0	0	0.0	0.0	0.0	0.0
TOTAL		3	0	0	0	0	0.0	0.0	0	0-0	0	0	0	0.0	0.0	0.0	0.0

Scoring and Total Offense

			Scoring								Total Offense				
SEASON	TEAM	gp	td	rush	rcv	ret	pat	2pat	fg	total	avg/g	rush	pass	total	avg/g
2024-25	ND	3	0	0	0	0	0	0	0	0	0.0	0	0	0	0.0
TOTAL		3	0	0	0	0	0	0	0	0	0.0	0	0	0	0.0

Punting and All Purpose

			Punting				All Purpose							
SEASON	TEAM	gp	no.	yds	lg	avg/g	rush	rcv	pr	kr	lr	total	avg/g	
2024-25	ND	3	0	0	0	0.0	0	0	0	0	0	0	0.0	
TOTAL		3	0	0	0	0.0	0	0	0	0	0	0	0.0	

Tackles

SEASON	TEAM	GP	Tackles								Interceptions		Receptions			
			ua	a	total	tfl	pbu	ff	fr	blk	sacks	int	rec	yds	td	lg
2024-25	ND	3	4	0	4	0-0	0	0	0	0	0	0	0	0	0	0.0
TOTAL		3	4	0	4	0-0	0	0	0	0	0	0	0	0	0	0.0

Single Game Highs

Statistic	Value	
Total Tackles	3	vs Army West Point 11/23/24



#60 MAX ANDERSON
OL • 6-3 • 303 lbs • Sophomore
St. Paul, MN • St. Thomas Academy

PREP AND PERSONAL

- Captain for two seasons in high school
- All-Metro and All-District OL
- High school teammate of Robbie Wollan



#60 DAVION DIXON

DL • 6-2 • 324 lbs • Freshman
Homestead, FL • Miami Palmetto

PREP AND PERSONAL

- A four-star DL by Rivals
- A three-star DL by On3, 247Sports, and ESPN
- 162nd ranked recruit in the state of Florida and 133rd overall DL by On3
- 113th ranked recruit in the state and 105th overall DL by 247Sports
- 135th ranked recruit in Florida and 77th overall DL by ESPN
- The 54th ranked recruit in the state and 24th ranked DL overall by Rivals
- Five-year varsity football starter
- Nominated for the Warren Henry Automotive Group South Florida Player of the Year Award
- Member of Team USA Under 20 National Team and competed internationally
- Four-time All-Dade County selection
- Three-time First Team All-Defense honoree
- MaxPreps Freshman All-American
- FBU Freshman All-American
- Completed over 100 hours of community service
- Had 297 tackles, 109 tackles for loss, 40 sacks, 73 quarterback hurries, 11 forced fumbles, six pass breakups, two fumble recoveries, two blocked field goals, and one safety over high school career
- Member of varsity wrestling and track & field teams



#61 ROBBIE WOLLAN

OL • 6-4 • 289 lbs • Sophomore
St. Paul, MN • St. Thomas Academy

Rushing and Passing

SEASON	TEAM	gp	Rushing						Passing							
			att	yds	td	lg	avg/c	avg/g	comp-att-int	yds	td	lg	pct	avg/p	avg/g	effic
2024-25	ND	1	0	0	0	0	0.0	0.0	0-0-0	0	0	0	0.0	0.0	0.0	0.0
TOTAL		1	0	0	0	0	0.0	0.0	0-0-0	0	0	0	0.0	0.0	0.0	0.0

Scoring and Total Offense

			Scoring									Total Offense			
SEASON	TEAM	gp	td	rush	rcv	ret	pat	2pat	fg	total	avg/g	rush	pass	total	avg/g
2024-25	ND	1	0	0	0	0	0	0	0	0	0.0	0	0	0	0.0
TOTAL		1	0	0	0	0	0	0	0	0	0.0	0	0	0	0.0

Punting and All Purpose

			Punting				All Purpose						
SEASON	TEAM	gp	no.	yds	lg	avg/g	rush	rcv	pr	kr	lr	total	avg/g
2024-25	ND	1	0	0	0	0.0	0	0	0	0	0	0	0.0
TOTAL		1	0	0	0	0.0	0	0	0	0	0	0	0.0

Tackles

SEASON	TEAM	GP	Tackles								Interceptions		Receptions				
			ua	a	total	tfl	pbu	ff	fr	blk	sacks	int	rec	yds	td	lg	rec/g
2024-25	ND	1	0	0	0	0-0	0	0	0	0	0	0	0	0	0	0.0	0.0
TOTAL		1	0	0	0	0-0	0	0	0	0	0	0	0	0	0	0.0	0.0



#64 JOE OTTING

OL • 6-4 • 308 lbs • Sophomore
Topeka, KS • Hayden

Rushing and Passing

SEASON	TEAM	gp	Rushing						Passing							
			att	yds	td	lg	avg/c	avg/g	comp-att-int	yds	td	lg	pct	avg/p	avg/g	effic
2024-25	ND	7	0	0	0	0	0.0	0.0	0-0-0	0	0	0	0.0	0.0	0.0	0.0
TOTAL		7	0	0	0	0	0.0	0.0	0-0-0	0	0	0	0.0	0.0	0.0	0.0

Scoring and Total Offense

			Scoring									Total Offense			
SEASON	TEAM	gp	td	rush	rcv	ret	pat	2pat	fg	total	avg/g	rush	pass	total	avg/g
2024-25	ND	7	0	0	0	0	0	0	0	0	0.0	0	0	0	0.0
TOTAL		7	0	0	0	0	0	0	0	0	0.0	0	0	0	0.0

Punting and All Purpose

			Punting				All Purpose							
SEASON	TEAM	gp	no.	yds	lg	avg/g	rush	rcv	pr	kr	lr	total	avg/g	
2024-25	ND	7	0	0	0	0.0	0	0	0	0	0	0	0.0	
TOTAL		7	0	0	0	0.0	0	0	0	0	0	0	0.0	

Tackles

SEASON	TEAM	GP	Tackles								Interceptions		Receptions				
			ua	a	total	tfl	pbu	ff	fr	blk	sacks	int	rec	yds	td	lg	rec/g
2024-25	ND	7	0	0	0	0-0	0	0	0	0	0	0	0	0	0	0.0	0.0
TOTAL		7	0	0	0	0-0	0	0	0	0	0	0	0	0	0	0.0	0.0



#65 WILL BLACK

OL • 6-7 • 307 lbs • Freshman
London, Ontario, Canada • Choate Rosemary Hall (CT)

PREP AND PERSONAL

- 2025 Navy All-American
- A five star offensive tackle by On3 and Rivals
- A four star recruit by 247Sports and ESPN
- The top ranked OT in the state of Connecticut and the nation, second ranked overall recruit in the nation by On3
- The top ranked recruit in Connecticut, tenth ranked OT and 70th ranked overall recruit by 247Sports
- The top ranked recruit in the state, 13th ranked OT and 98th ranked overall recruit by ESPN
- The top ranked recruit in Connecticut, fourth ranked OT and 19th ranked overall recruit by Rivals
- Honor Roll
- 2024 All-NEPSAC
- Most Valuable Player among linemen on high school team
- Founders League and NEPSAC Linemen of the Year
- Two-time NEPSAC Champion
- Named Athlete of the Year
- 2022 Provincial Football Champions



#70 ASHTON CRAIG
OL • 6-5 • 310 lbs • Junior
Lawrenceburg, IN • Lawrenceburg

Rushing and Passing

SEASON	TEAM	gp	Rushing							Passing						
			att	yds	td	lg	avg/c	avg/g	comp-att-int	yds	td	lg	pct	avg/p	avg/g	effic
2023-24	ND	8	0	0	0	0	0.0	0.0	0-0-0	0	0	0	0.0	0.0	0.0	0.0
2024-25	ND	3	0	0	0	0	0.0	0.0	0-0-0	0	0	0	0.0	0.0	0.0	0.0
TOTAL		11	0	0	0	0	0.0	0.0	0-0-0	0	0	0	0.0	0.0	0.0	0.0

Scoring and Total Offense

SEASON	TEAM	gp	Scoring							Total Offense						
			td	rush	rcv	ret	pat	2pat	fg	total	avg/g	rush	pass	total	avg/g	
2023-24	ND	8	0	0	0	0	0	0	0	0	0.0	0	0	0	0.0	
2024-25	ND	3	0	0	0	0	0	0	0	0	0.0	0	0	0	0.0	
TOTAL		11	0	0	0	0	0	0	0	0	0.0	0	0	0	0.0	

Punting and All Purpose

SEASON	TEAM	gp	Punting				All Purpose						
			no.	yds	lg	avg/g	rush	rcv	pr	kr	lr	total	avg/g
2023-24	ND	8	0	0	0	0.0	0	0	0	0	0	0	0.0
2024-25	ND	3	0	0	0	0.0	0	0	0	0	0	0	0.0
TOTAL		11	0	0	0	0.0	0	0	0	0	0	0	0.0

Tackles

SEASON	TEAM	GP	Tackles							Interceptions			Receptions				
			ua	a	total	ttl	pbu	ff	fr	blk	sacks	int	rec	yds	td	lg	rec/g
2023-24	ND	8	0	0	0	0-0	0	0	0	0	0	0	0	0	0	0.0	0.0
2024-25	ND	3	1	0	1	0-0	0	0	0	0	0	0	0	0	0	0.0	0.0
TOTAL		11	1	0	1	0-0	0	0	0	0	0	0	0	0	0	0.0	0.0

Single Game Highs

		Statistic	Value	
		Total Tackles	1	vs NIU 09/07/24

PREP AND PERSONAL

- A four star recruit by On3, ESPN and Rivals.com
- A three star recruit by 247Sports
- The 214th overall prospect, the 12th ranked interior offensive lineman and the fourth-ranked prospect in the state by On3
- The 29th ranked interior offensive lineman and the sixth ranked prospect in the state by Rivals.com
- The 30th ranked interior offensive lineman and the fifth ranked prospect in the state by ESPN
- The 43rd ranked interior offensive lineman and eighth ranked prospect in the state by 247Sports
- Earned three varsity letters at Hamilton Southeastern under head coach Michael Kelly
- Two-time all-state selection
- Led the Royals to a sectional championship in 2023, earning all-conference honors
- As a junior, helped Hamilton Southeastern earn a conference, regional and sectional championship



#74 BILLY SCHRAUTH
OL • 6-4 • 310 lbs • Junior
Campbellsport, WI • Saint Mary's Springs

Rushing and Passing

SEASON	TEAM	gp	Rushing							Passing						
			att	yds	td	lg	avg/c	avg/g	comp-att-int	yds	td	lg	pct	avg/p	avg/g	effic
2023-24	ND	13	0	0	0	0	0.0	0.0	0-0-0	0	0	0	0.0	0.0	0.0	0.0
2024-25	ND	12	0	0	0	0	0.0	0.0	0-0-0	0	0	0	0.0	0.0	0.0	0.0
TOTAL		25	0	0	0	0	0.0	0.0	0-0-0	0	0	0	0.0	0.0	0.0	0.0

Scoring and Total Offense

SEASON	TEAM	gp	Scoring							Total Offense						
			td	rush	rcv	ret	pat	2pat	fg	total	avg/g	rush	pass	total	avg/g	
2023-24	ND	13	0	0	0	0	0	0	0	0	0.0	0	0	0	0.0	
2024-25	ND	12	0	0	0	0	0	0	0	0	0.0	0	0	0	0.0	
TOTAL		25	0	0	0	0	0	0	0	0	0.0	0	0	0	0.0	

Punting and All Purpose

SEASON	TEAM	gp	Punting				All Purpose						
			no.	yds	lg	avg/g	rush	rcv	pr	kr	lr	total	avg/g
2023-24	ND	13	0	0	0	0.0	0	0	0	0	0	0	0.0
2024-25	ND	12	0	0	0	0.0	0	0	0	0	0	0	0.0
TOTAL		25	0	0	0	0.0	0	0	0	0	0	0	0.0

Tackles

SEASON	TEAM	GP	Tackles							Interceptions			Receptions				
			ua	a	total	ttl	pbu	ff	fr	blk	sacks	int	rec	yds	td	lg	rec/g
2023-24	ND	13	0	0	0	0-0	0	0	0	0	0	0	0	0	0	0.0	0.0
2024-25	ND	12	0	0	0	0-0	0	0	0	0	0	0	0	0	0	0.0	0.0
TOTAL		25	0	0	0	0-0	0	0	0	0	0	0	0	0	0	0.0	0.0

Rushing and Passing

SEASON	TEAM	gp	Rushing							Passing						
			att	yds	td	lg	avg/c	avg/g	comp-att-int	yds	td	lg	pct	avg/p	avg/g	effic
2023-24	ND	1	0	0	0	0	0.0	0.0	0-0-0	0	0	0	0.0	0.0	0.0	0.0
2024-25	ND	16	0	0	0	0	0.0	0.0	0-0-0	0	0	0	0.0	0.0	0.0	0.0
TOTAL		17	0	0	0	0	0.0	0.0	0-0-0	0	0	0	0.0	0.0	0.0	0.0

Scoring and Total Offense

SEASON	TEAM	gp	Scoring							Total Offense						
			td	rush	rcv	ret	pat	2pat	fg	total	avg/g	rush	pass	total	avg/g	
2023-24	ND	1	0	0	0	0	0	0	0	0	0.0	0	0	0	0.0	
2024-25	ND	16	0	0	0	0	0	0	0	0	0.0	0	0	0	0.0	
TOTAL		17	0	0	0	0	0	0	0	0	0.0	0	0	0	0.0	

Punting and All Purpose

SEASON	TEAM	gp	Punting				All Purpose						
			no.	yds	lg	avg/g	rush	rcv	pr	kr	lr	total	avg/g
2023-24	ND	1	0	0	0	0.0	0	0	0	0	0	0	0.0
2024-25	ND	16	0	0	0	0.0	0	0	0	0	0	0	0.0
TOTAL		17	0	0	0	0.0	0	0	0	0	0	0	0.0

Tackles

SEASON	TEAM	GP	Tackles							Interceptions			Receptions				
			ua	a	total	ttl	pbu	ff	fr	blk	sacks	int	rec	yds	td	lg	rec/g
2023-24	ND	1	0	0	0	0-0	0	0	0	0	0	0	0	0	0	0.0	0.0
2024-25	ND	16	0	0	0	0-0	0	0	0	0	0	0	0	0	0	0.0	0.0
TOTAL		17	0	0	0	0-0	0	0	0	0	0	0	0	0	0	0.0	0.0

#75 SULLIVAN ABSHER
OL • 6-8 • 327 lbs • Sophomore
Belmont, NC • South Point



#76 GUERBY LAMBERT

OL • 6-7 • 335 lbs • Freshman
Boston, MA • Catholic Memorial

Rushing and Passing

Rushing									Passing								
SEASON	TEAM	gp	att	yds	td	lg	avg/c	avg/g	comp-att-int	yds	td	lg	pct	avg/p	avg/g	eff	
2024-25	ND	6	0	0	0	0	0.0	0.0	0-0-0	0	0	0	0.0	0.0	0.0	0.0	
TOTAL		6	0	0	0	0	0.0	0.0	0-0-0	0	0	0	0.0	0.0	0.0	0.0	

Scoring and Total Offense

Scoring											Total Offense				
SEASON	TEAM	gp	td	rush	rcv	ret	pat	2pat	fg	total	avg/g	rush	pass	total	avg/g
2024-25	ND	6	0	0	0	0	0	0	0	0	0.0	0	0	0	0.0
TOTAL		6	0	0	0	0	0	0	0	0	0.0	0	0	0	0.0

Punting and All Purpose

			Punting				All Purpose						
SEASON	TEAM	gp	no.	yds	lg	avg/g	rush	rcv	pr	kr	lr	total	avg/g
2024-25	ND	6	0	0	0	0.0	0	0	0	0	0	0	0.0
TOTAL		6	0	0	0	0.0	0	0	0	0	0	0	0.0

Tackles

Tackles											Interceptions		Receptions						
SEASON	TEAM	GP	ua	a	total	tfl	pbu	ff	fr	blk	sacks	int	rec	yds	td	lg	rec/g	yds/r	yds/g
2024-25	ND	6	0	0	0	0-0	0	0	0	0	0	0	0	0	0	0	0.0	0.0	0.0
TOTAL		6	0	0	0	0-0	0	0	0	0	0	0	0	0	0	0	0.0	0.0	0.0



#78 OWEN STREBIG

OL • 6-8 • 300 lbs • Freshman
Brookfield, WI • Waukesha Catholic Memorial

PREP AND PERSONAL

- A four-star OL by 247Sports, ESPN, and Rivals
- A three-star OL by On3
- The top ranked recruit in the state, 15th ranked OL overall, and 105th ranked recruit by Rivals
- The second ranked recruit in the state of Wisconsin and 31st overall OL by On3
- The second ranked recruit in the state and 25th overall OL by 247Sports
- Second ranked recruit in Wisconsin, 24th overall OL and 178th recruit by ESPN
- 2024 Wisconsin Division 3 State Runner-Up
- 2023 Wisconsin Division 4 State Semifinalist
- 2022 Wisconsin Division 4 State Runner-Up
- 2021 Wisconsin Division 4 State Champion
- Three-time All-Conference honoree
- 2024 Conference Lineman of the Year
- 2024 Freeman Player of the Year
- 2023 and 2024 All-State Offensive Lineman
- Winner of the Joe Thomas Award, named after NFL lineman Joe Thomas and given to the top senior offensive lineman in Wisconsin
- Competed in baseball



#77 PETER JONES

OL • 6-5 • 312 lbs • Freshman
Coatesville, PA • Malvern Prep

Rushing and Passing

			Rushing						Passing							
SEASON	TEAM	gp	att	yds	td	lg	avg/c	avg/g	comp-att-int	yds	td	lg	pct	avg/p	avg/g	eff
2024-25	ND	3	0	0	0	0	0.0	0.0	0-0-0	0	0	0	0.0	0.0	0.0	0.0
TOTAL		3	0	0	0	0	0.0	0.0	0-0-0	0	0	0	0.0	0.0	0.0	0.0

Scoring and Total Offense

			Scoring									Total Offense			
SEASON	TEAM	gp	td	rush	rcv	ret	pat	2pat	fg	total	avg/g	rush	pass	total	avg/g
2024-25	ND	3	0	0	0	0	0	0	0	0	0.0	0	0	0	0.0
TOTAL		3	0	0	0	0	0	0	0	0	0.0	0	0	0	0.0

Punting and All Purpose

			Punting				All Purpose						
SEASON	TEAM	gp	no.	yds	lg	avg/g	rush	rcv	pr	kr	lr	total	avg/g
2024-25	ND	3	0	0	0	0.0	0	0	0	0	0	0	0.0
TOTAL		3	0	0	0	0.0	0	0	0	0	0	0	0.0

Tackles

			Tackles								Interceptions	Receptions							
SEASON	TEAM	GP	ua	a	total	ttl	pbu	ff	fr	blk	sacks	int	rec	yds	td	lg	rec/g	yds/r	yds/g
2024-25	ND	3	0	0	0	0-0	0	0	0	0	0	0	0	0	0	0	0.0	0.0	0.0
TOTAL		3	0	0	0	0-0	0	0	0	0	0	0	0	0	0	0	0.0	0.0	0.0



#81 SCRAP RICHARDSON

WR • 6-0 • 190 lbs • Freshman
Greenville, GA • Greenville

PREP AND PERSONAL

- A four-star ATH by On3, 247Sports, and ESPN
- A three-star ATH by Rivals
- The 37th recruit in the state of Georgia, 12th overall ATH and 295th overall recruit by On3
- The 30th ranked recruit in the state, 11th overall ATH and 214th overall recruit by 247Sports
- 40th ranked recruit in Georgia and 17th overall ATH by ESPN
- The 69th ranked recruit in the state and 60th ranked ATH overall by Rivals
- Plays both quarterback, running back and defensive back for high school team
- Runs varsity track and was a Georgia state champion in the 100m, 200m and 400m as a junior



#82 LEO SCHEIDLER
WR • 6-1 • 195 lbs • Senior
Lake Forest, IL • Lake Forest

Rushing and Passing

			Rushing						Passing							
SEASON	TEAM	gp	att	yds	td	lg	avg/c	avg/g	comp-att-int	yds	td	lg	pct	avg/p	avg/g	eff
2023-24	ND	2	0	0	0	0	0.0	0.0	0-0-0	0	0	0	0.0	0.0	0.0	0.0
2024-25	ND	9	0	0	0	0	0.0	0.0	0-0-0	0	0	0	0.0	0.0	0.0	0.0
TOTAL		11	0	0	0	0	0.0	0.0	0-0-0	0	0	0	0.0	0.0	0.0	0.0

Scoring and Total Offense

			Scoring									Total Offense			
SEASON	TEAM	gp	td	rush	rcv	ret	pat	2pat	fg	total	avg/g	rush	pass	total	avg/g
2023-24	ND	2	0	0	0	0	0	0	0	0	0.0	0	0	0	0.0
2024-25	ND	9	0	0	0	0	0	0	0	0	0.0	0	0	0	0.0
TOTAL		11	0	0	0	0	0	0	0	0	0.0	0	0	0	0.0

Punting and All Purpose

			Punting				All Purpose						
SEASON	TEAM	gp	no.	yds	lg	avg/g	rush	rcv	pr	kr	lr	total	avg/g
2023-24	ND	2	0	0	0	0.0	0	0	0	0	0	0	0.0
2024-25	ND	9	0	0	0	0.0	0	0	0	0	0	0	0.0
TOTAL		11	0	0	0	0.0	0	0	0	0	0	0	0.0

Tackles

Tackles											Interceptions	Receptions							
SEASON	TEAM	GP	ua	a	total	tfl	pbu	ff	fr	blk	sacks	int	rec	yds	td	lg	rec/g	yds/r	yds/g
2023-24	ND	2	0	0	0	0-0	0	0	0	0	0	0	0	0	0	0	0.0	0.0	0.0
2024-25	ND	9	0	0	0	0-0	0	0	0	0	0	0	0	0	0	0	0.0	0.0	0.0
TOTAL		11	0	0	0	0-0	0	0	0	0	0	0	0	0	0	0	0.0	0.0	0.0



#85 JACK LARSEN
TE • 6-3 • 250 lbs • Freshman
Charlotte, NC • Charlotte Catholic

Rushing and Passing

			Rushing						Passing							
SEASON	TEAM	gp	att	yds	td	lg	avg/c	avg/g	comp-att-int	yds	td	lg	pct	avg/p	avg/g	effic
2024-25	ND	2	0	0	0	0	0.0	0.0	0-0-0	0	0	0	0.0	0.0	0.0	0.0
TOTAL		2	0	0	0	0	0.0	0.0	0-0-0	0	0	0	0.0	0.0	0.0	0.0

Scoring and Total Offense

			Scoring									Total Offense			
SEASON	TEAM	gp	td	rush	rcv	ret	pat	2pat	fg	total	avg/g	rush	pass	total	avg/g
2024-25	ND	2	0	0	0	0	0	0	0	0	0.0	0	0	0	0.0
TOTAL		2	0	0	0	0	0	0	0	0	0.0	0	0	0	0.0

Punting and All Purpose

			Punting				All Purpose						
SEASON	TEAM	gp	no.	yds	lg	avg/g	rush	rcv	pr	kr	lr	total	avg/g
2024-25	ND	2	0	0	0	0.0	0	0	0	0	0	0	0.0
TOTAL		2	0	0	0	0.0	0	0	0	0	0	0	0.0

Tackles

		Tackles										Interceptions	Receptions						
SEASON	TEAM	GP	ua	a	total	tfl	pbu	ff	fr	blk	sacks	int	rec	yds	td	lg	rec/g	yds/r	yds/g
2024-25	ND	2	0	0	0	0-0	0	0	0	0	0	0	0	0	0	0	0.0	0.0	0.0
TOTAL		2	0	0	0	0-0	0	0	0	0	0	0	0	0	0	0	0.0	0.0	0.0



#84 KEVIN BAUMAN
TE • 6-5 • 250 lbs • *Senior
Middletown, NJ • Red Bank Catholic

Rushing and Passing

			Rushing						Passing							
SEASON	TEAM	gp	att	yds	td	lg	avg/c	avg/g	comp-att-int	yds	td	lg	pct	avg/p	avg/g	eff%
2020-21	ND	4	0	0	0	0	0.0	0.0	0-0-0	0	0	0	0.0	0.0	0.0	0.0
2021-22	ND	5	0	0	0	0	0.0	0.0	0-0-0	0	0	0	0.0	0.0	0.0	0.0
2022-23	ND	3	0	0	0	0	0.0	0.0	0-0-0	0	0	0	0.0	0.0	0.0	0.0
2024-25	ND	14	0	0	0	0	0.0	0.0	0-0-0	0	0	0	0.0	0.0	0.0	0.0
TOTAL		26	0	0	0	0	0.0	0.0	0-0-0	0	0	0	0.0	0.0	0.0	0.0

Scoring and Total Offense

		Scoring										Total Offense			
SEASON	TEAM	gp	td	rush	rcv	ret	pat	2pat	fg	total	avg/g	rush	pass	total	avg/g
2020-21	ND	4	0	0	0	0	0	0	0	0	0.0	0	0	0	0.0
2021-22	ND	5	0	0	0	0	0	0	0	0	0.0	0	0	0	0.0
2022-23	ND	3	0	0	0	0	0	0	0	0	0.0	0	0	0	0.0
2024-25	ND	14	1	0	1	0	0	0	0	6	0.4	0	0	0	0.0
TOTAL		26	1	0	1	0	0	0	0	6	0.2	0	0	0	0.0

Punting and All Purpose

			Punting				All Purpose						
SEASON	TEAM	gp	no.	yds	lg	avg/g	rush	rcv	pr	kr	lr	total	avg/g
2020-21	ND	4	0	0	0	0.0	0	5	0	0	0	5	1.3
2021-22	ND	5	0	0	0	0.0	0	10	0	0	0	10	2.0
2022-23	ND	3	0	0	0	0.0	0	44	0	0	0	44	14.7
2024-25	ND	14	0	0	0	0.0	0	8	0	0	0	8	0.6
TOTAL		26	0	0	0	0.0	0	67	0	0	0	67	2.6

Tackles

		Tackles										Interceptions		Receptions					
SEASON	TEAM	GP	ua	a	total	tfl	pbu	ff	fr	blk	sacks	int	rec	yds	td	lg	rec/g	yds/r	yds/g
2020-21	ND	4	0	0	0	0-0	0	0	0	0	0	0	1	5	0	5	0.3	5.0	1.3
2021-22	ND	5	0	0	0	0-0	0	0	0	0	0	0	1	10	0	10	0.2	10.0	2.0
2022-23	ND	3	0	0	0	0-0	0	0	0	0	0	0	3	44	0	22	1.0	14.7	14.7
2024-25	ND	14	0	0	0	0-0	0	0	0	0	0	0	1	8	1	8	0.1	8.0	0.6
TOTAL		26	0	0	0	0-0	0	0	0	0	0	0	6	67	1	22	0.2	11.2	2.6

Single Game Highs

Statistic	Value	
Receptions	2	vs Marshall 09/10/22
Receptions Yards	22	at Ohio St. 09/03/22, vs Marshall 09/10/22
Receptions Touchdowns	1	at Purdue 09/14/24
Longest Reception	22	at Ohio St. 09/03/22



#86 ALEX WHITMAN
WR • 6-3 • 199 lbs • Junior
Highstown, NJ • The Peddie School

PREP AND PERSONAL

- Had 185 receiving yards on 14 receptions in senior season
- Averaged 13.2 yards per catch and 37.0 yards per game
- Added a solo tackle



#87 COOPER FLANAGAN

TE • 6-6 • 255 lbs • Junior
Pleasant Hill, CA • De La Salle

Rushing and Passing

			Rushing						Passing							
SEASON	TEAM	gp	att	yds	td	lg	avg/c	avg/g	comp-att-int	yds	td	lg	pct	avg/p	avg/g	eff
2023-24	ND	13	0	0	0	0	0.0	0.0	0-0-0	0	0	0	0.0	0.0	0.0	0.0
2024-25	ND	13	0	0	0	0	0.0	0.0	0-0-0	0	0	0	0.0	0.0	0.0	0.0
TOTAL		26	0	0	0	0	0.0	0.0	0-0-0	0	0	0	0.0	0.0	0.0	0.0

Scoring and Total Offense

			Scoring									Total Offense			
SEASON	TEAM	gp	td	rush	rcv	ret	pat	2pat	fg	total	avg/g	rush	pass	total	avg/g
2023-24	ND	13	1	0	1	0	0	0	0	6	0.5	0	0	0	0.0
2024-25	ND	13	2	0	2	0	0	0	0	12	0.9	0	0	0	0.0
TOTAL		26	3	0	3	0	0	0	0	18	0.7	0	0	0	0.0

Punting and All Purpose

SEASON	TEAM	gp	Punting				All Purpose					
			no.	yds	lg	avg/g	rush	rcv	pr	kr	lr	total
2023-24	ND	13	0	0	0	0.0	0	19	0	0	0	19
2024-25	ND	13	0	0	0	0.0	0	55	0	0	0	55
TOTAL		26	0	0	0	0.0	0	74	0	0	0	74

Tackles

SEASON	TEAM	GP	Tackles						Interceptions		Receptions			
			ua	a	total	tfl	pbu	ff	fr	blk	sacks	int	rec	yds
2023-24	ND	13	0	0	0	0-0	0	0	0	0	0	0	1	19
2024-25	ND	13	0	0	0	0-0	0	0	0	0	0	0	4	55
TOTAL		26	0	0	0	0-0	0	0	0	0	0	0	5	74

Single Game Highs

Statistic	Value	
Receptions	2	at Texas A&M 08/31/24
Receptions Yards	28	at Purdue 09/14/24
Receptions Touchdowns	1	vs Pittsburgh 10/28/23, at Purdue 09/14/24, vs Virginia 11/16/24
Longest Reception	28	at Purdue 09/14/24



#88 JAMES FLANIGAN

TE • 6-6 • 241 lbs • Freshman
Green Bay, WI • Notre Dame De La Baie Academy

PREP AND PERSONAL

- A four-star Tight End by On3, 247Sports, ESPN, and Rivals
- The top ranked recruit in the state of Wisconsin, fifth overall TE and 93rd overall recruit by On3
- The top ranked recruit in the state, seventh overall TE and 105th overall recruit by 247Sports
- Top ranked recruit in Wisconsin, second overall TE and 111th recruit by ESPN
- The third ranked recruit in the state and tenth ranked TE overall by Rivals
- 247Sports' 2025 Freaks List
- Two-way player with over 500 yards receiving and six TDs with 58 tackles and five sacks as a junior
- 2023 and 2024 All-State tight end
- 2024 WIAA Division 3 State Football Champions
- First non-traditional receiver to win the Al Toon award, named after the former NFL receiver, and given annually to the most outstanding high school wide receiver or tight end in the state of Wisconsin
- Caught 25 passes for 609 yards (24.4 yds/reception) and 11 touchdowns as a senior
- Finished senior season with 61 tackles, 19 tackles for loss, 13 sacks, three forced fumbles, and a safety
- Competed in track & field in the 100m, 200m, 4x100m, shot put, discus, high jump
- Broke 26-year shot put school record
- Won Wisconsin Division 2 state title in discus and shot put
- Grew up playing AAA travel hockey and played forward for high school team
- Won WIAA state hockey championships in both 2022-23 and 2023-24



#88 ARMEL MUKAM

DL • 6-3 • 305 lbs • Sophomore
La Prairie, Quebec, Canada • Woodberry Forest School

Rushing and Passing

SEASON	TEAM	gp	Rushing						Passing						effic	
			att	yds	td	lg	avg/c	avg/g	comp-att-int	yds	td	lg	pct	avg/p		avg/g
2023-24	ND	1	0	0	0	0	0.0	0.0	0-0-0	0	0	0	0.0	0.0	0.0	0.0
2024-25	ND	11	0	0	0	0	0.0	0.0	0-0-0	0	0	0	0.0	0.0	0.0	0.0
TOTAL		12	0	0	0	0	0.0	0.0	0-0-0	0	0	0	0.0	0.0	0.0	0.0

Scoring and Total Offense

Scoring											Total Offense				
SEASON	TEAM	gp	td	rush	rcv	ret	pat	2pat	fg	total	avg/g	rush	pass	total	avg/g
2023-24	ND	1	0	0	0	0	0	0	0	0	0.0	0	0	0	0.0
2024-25	ND	11	0	0	0	0	0	0	0	0	0.0	0	0	0	0.0
TOTAL		12	0	0	0	0	0	0	0	0	0.0	0	0	0	0.0

Punting and All Purpose

SEASON	TEAM	gp	Punting				All Purpose					
			no.	yds	lg	avg/g	rush	rcv	pr	kr	lr	total
2023-24	ND	1	0	0	0	0.0	0	0	0	0	0	0
2024-25	ND	11	0	0	0	0.0	0	0	0	0	0	0
TOTAL		12	0	0	0	0.0	0	0	0	0	0	0

Tackles

SEASON	TEAM	GP	Tackles						Interceptions		Receptions			
			ua	a	total	tfl	pbu	ff	fr	blk	sacks	int	rec	yds
2023-24	ND	1	1	1	2	0-0	0	0	0	0	0	0	0	0
2024-25	ND	11	3	1	4	0-0	0	0	0	0	0	0	0	0
TOTAL		12	4	2	6	0-0	0	0	0	0	0	0	0	0

Single Game Highs

Statistic	Value	
Total Tackles	2	vs Wake Forest 11/18/23, at Purdue 09/14/24, vs Army West Point 11/23/24



#90 KOBI ONYIUKE

DL • 6-4 • 245 lbs • Senior
Richmond, VA • Benedictine College Prep

Rushing and Passing

			Rushing						Passing							
SEASON	TEAM	gp	att	yds	td	lg	avg/c	avg/g	comp-att-int	yds	td	lg	pct	avg/p	avg/g	effic
2023-24	ND	2	0	0	0	0	0.0	0.0	0-0-0	0	0	0	0.0	0.0	0.0	0.0
2024-25	ND	9	0	0	0	0	0.0	0.0	0-0-0	0	0	0	0.0	0.0	0.0	0.0
TOTAL		11	0	0	0	0	0.0	0.0	0-0-0	0	0	0	0.0	0.0	0.0	0.0

Scoring and Total Offense

		Scoring										Total Offense			
SEASON	TEAM	gp	td	rush	rcv	ret	pat	2pat	fg	total	avg/g	rush	pass	total	avg/g
2023-24	ND	2	0	0	0	0	0	0	0	0	0.0	0	0	0	0.0
2024-25	ND	9	0	0	0	0	0	0	0	0	0.0	0	0	0	0.0
TOTAL		11	0	0	0	0	0	0	0	0	0.0	0	0	0	0.0

Punting and All Purpose

SEASON	TEAM	gp	Punting				All Purpose					
			no.	yds	lg	avg/g	rush	rcv	pr	kr	lr	total
2023-24	ND	2	0	0	0	0.0	0	0	0	0	0	0
2024-25	ND	9	0	0	0	0.0	0	0	0	0	0	0
TOTAL		11	0	0	0	0.0	0	0	0	0	0	0

Tackles

SEASON	TEAM	GP	Tackles						Interceptions		Receptions			
			ua	a	total	tfl	pbu	ff	fr	blk	sacks	int	rec	yds
2023-24	ND	2	0	0	0	0-0	0	0	0	0	0	0	0	0
2024-25	ND	9	1	0	1	0-0	0	0	0	0	0	0	0	0
TOTAL		11	1	0	1	0-0	0	0	0	0	0	0	0	0

Single Game Highs

Statistic	Value	
Total Tackles	1	vs Army West Point 11/23/24



#91 GORDY SULFSTED

DL • 6-5 • 260 lbs • Freshman
Cincinnati, OH • St. Xavier

PREP AND PERSONAL

- Three-star DL by On3, 247Sports, ESPN, and Rivals
- The 43rd ranked recruit in the state of Ohio and 107th overall DL by On3
- The 20th ranked recruit in the state and 66th overall DL by 247Sports
- The 31st ranked recruit in Ohio and 84th overall DL by ESPN
- The 23rd ranked recruit in the state and 31st ranked DL overall by Rivals
- 2023 GCL Defensive Lineman of the Year
- Member of varsity basketball team



#94 JOE REIFF

DL • 6-5 • 258 lbs • Freshman
Elmhurst, IL • York Community

PREP AND PERSONAL

- A four-star DL by On3, Rivals, and Tom Lemming Prep Football
- A three-star DL by 247Sports and ESPN
- The 10th ranked recruit in the state of Illinois, 29th overall DL and 280th overall recruit by On3
- The 11th ranked recruit in the state and 58th overall DL by 247Sports
- The 15th ranked recruit in Illinois and 76th overall DL by ESPN
- The 7th ranked recruit in the state and 14th ranked DL overall by Rivals
- US Army All-American Game
- 2023 and 2024 News-Gazette First Team All-State; Red Grange All-County Team; WSC Silver Lineman of the Year; WSC Silver First Team All-Conference
- 2024 Red Grange DuPage County Defensive Player of the Year
- York High School Junior Athlete of the Year
- National Honor Society
- Illinois All-State Academic Team
- Three-year starter under coach Mike Fitzgerald (2022, 2023) and Don Gelsomino (2024) at York High School
- Team captain and two-way starter (DE/OT)
- Illinois 8A State Runner-Up 2024



#93 JARED DAWSON

DL • 6-1 • 288 lbs • Senior
Collierville, TN • Collierville/Louisville

Rushing and Passing

		Rushing								Passing							
SEASON	TEAM	gp	att	yds	td	lg	avg/c	avg/g		comp-att-int	yds	td	lg	pct	avg/p	avg/g	effic
2020-21	LOU	1	0	0	0	0	0.0	0.0		0-0-0	0	0	0	0.0	0.0	0.0	0.0
2021-22	LOU	5	0	0	0	0	0.0	0.0		0-0-0	0	0	0	0.0	0.0	0.0	0.0
2022-23	LOU	11	0	0	0	0	0.0	0.0		0-0-0	0	0	0	0.0	0.0	0.0	0.0
2023-24	LOU	11	0	0	0	0	0.0	0.0		0-0-0	0	0	0	0.0	0.0	0.0	0.0
2024-25	LOU	10	0	0	0	0	0.0	0.0		0-0-0	0	0	0	0.0	0.0	0.0	0.0
TOTAL FOR ND		0	0	0	0	0	0.0	0.0		0-0-0	0	0	0	0.0	0.0	0.0	0.0
TOTAL		38	0	0	0	0	0.0	0.0		0-0-0	0	0	0	0.0	0.0	0.0	0.0

Scoring and Total Offense

		Scoring								Total Offense							
SEASON	TEAM	gp	td	rush	rcv	ret	pat	2pat	fg	total	avg/g	rush	pass	total	avg/g		
2020-21	LOU	1	0	0	0	0	0	0	0	0	0.0	0	0	0	0.0		
2021-22	LOU	5	0	0	0	0	0	0	0	0	0.0	0	0	0	0.0		
2022-23	LOU	11	0	0	0	0	0	0	0	0	0.0	0	0	0	0.0		
2023-24	LOU	11	0	0	0	0	0	0	0	0	0.0	0	0	0	0.0		
2024-25	LOU	10	0	0	0	0	0	0	0	0	0.0	0	0	0	0.0		
TOTAL FOR ND		0	0	0	0	0	0	0	0	0	0.0	0	0	0	0.0		
TOTAL		38	0	0	0	0	0	0	0	0	0.0	0	0	0	0.0		

Punting and All Purpose

		Punting								All Purpose							
SEASON	TEAM	gp	no.	yds	lg	avg/g	rush	rcv	pr	kr	lr	total	avg/g				
2020-21	LOU	1	0	0	0	0.0	0	0	0	0	0	0	0.0				
2021-22	LOU	5	0	0	0	0.0	0	0	0	0	0	0	0.0				
2022-23	LOU	11	0	0	0	0.0	0	0	0	0	0	0	0.0				
2023-24	LOU	11	0	0	0	0.0	0	0	0	0	0	0	0.0				
2024-25	LOU	10	0	0	0	0.0	0	0	0	0	0	0	0.0				
TOTAL FOR ND		0	0	0	0	0.0	0	0	0	0	0	0	0.0				
TOTAL		38	0	0	0	0.0	0	0	0	0	0	0	0.0				

Tackles

		Tackles										Interceptions		Receptions					
SEASON	TEAM	GP	ua	a	total	tfl	pbu	ff	fr	blk	sacks	int	rec	yds	td	lg	rec/g	yds/r	yds/g
2020-21	LOU	1	0	0	0	0-0	0	0	0	0	0	0	0	0	0	0	0.0	0.0	0.0
2021-22	LOU	5	1	1	2	0-0	0	0	0	0	0	0	0	0	0	0	0.0	0.0	0.0
2022-23	LOU	11	10	6	16	3-10	0	1	0	0	2.5	0	0	0	0	0	0.0	0.0	0.0
2023-24	LOU	11	7	7	14	4-18	1	0	0	0	2.5	0	0	0	0	0	0.0	0.0	0.0
2024-25	LOU	10	11	8	19	6.5-25	0	1	0	0	4	0	0	0	0	0	0.0	0.0	0.0
TOTAL FOR ND		0	0	0	0	0-0	0	0	0	0	0	0	0	0	0	0	0.0	0.0	0.0
TOTAL		38	29	22	51	13.5-53	1	2	0	0	9	0	0	0	0	0	0.0	0.0	0.0

Single Game Highs

Statistic	Value	
Total Tackles	7	vs Jacksonville St. 09/07/24
Total Sacks	1.5	vs Virginia 11/09/23
Total Tackles For Loss	2	vs Jacksonville St. 09/07/24



#95 BRYCE YOUNG

DL • 6-7 • 271 lbs • Sophomore
Charlotte, NC • Charlotte Christian

Rushing and Passing

		Rushing								Passing							
SEASON	TEAM	gp	att	yds	td	lg	avg/c	avg/g		comp-att-int	yds	td	lg	pct	avg/p	avg/g	effic
2024-25	ND	16	0	0	0	0	0.0	0.0		0-0-0	0	0	0	0.0	0.0	0.0	0.0
TOTAL		16	0	0	0	0	0.0	0.0		0-0-0	0	0	0	0.0	0.0	0.0	0.0

Scoring and Total Offense

		Scoring								Total Offense							
SEASON	TEAM	gp	td	rush	rcv	ret	pat	2pat	fg	total	avg/g	rush	pass	total	avg/g		
2024-25	ND	16	0	0	0	0	0	0	0	0	0.0	0	0	0	0.0		
TOTAL		16	0	0	0	0	0	0	0	0	0.0	0	0	0	0.0		

Punting and All Purpose

		Punting								All Purpose							
SEASON	TEAM	gp	no.	yds	lg	avg/g	rush	rcv	pr	kr	lr	total	avg/g				
2024-25	ND	16	0	0	0	0.0	0	0	0	0	0	0	0.0				
TOTAL		16	0	0	0	0.0	0	0	0	0	0	0	0.0				

Tackles

			Tackles									Interceptions	Receptions						
SEASON	TEAM	GP	ua	a	total	tfl	pbu	ff	fr	blk	sacks	int	rec	yds	td	lg	rec/g	yds/r	yds/g
2024-25	ND	16	14	9	23	3-11	0	0	0	3	1.5	0	0	0	0	0.0	0.0	0.0	0.0
TOTAL		16	14	9	23	3-11	0	0	0	3	1.5	0	0	0	0	0.0	0.0	0.0	0.0

Single Game Highs

Statistic	Value	
Total Tackles	4	vs Florida St. 11/09/24, vs Penn St. 01/09/25
Total Sacks	1	vs Indiana 12/20/24
Total Tackles For Loss	1	vs Virginia 11/16/24, vs Indiana 12/20/24



#96 JOSEPH VINCI
LS • 6-4 • 232 lbs • Freshman
Westwood, MA • Westwood

Rushing and Passing

		Rushing								Passing							
SEASON	TEAM	gp	att	yds	td	lg	avg/c	avg/g		comp-att-int	yds	td	lg	pct	avg/p	avg/g	effic
2024-25	ND	8	0	0	0	0	0.0	0.0		0-0-0	0	0	0	0.0	0.0	0.0	0.0
TOTAL		8	0	0	0	0	0.0	0.0		0-0-0	0	0	0	0.0	0.0	0.0	0.0

Scoring and Total Offense

		Scoring								Total Offense							
SEASON	TEAM	gp	td	rush	rcv	ret	pat	2pat	fg	total	avg/g	rush	pass	total	avg/g		
2024-25	ND	8	0	0	0	0	0	0	0	0	0.0	0	0	0	0.0		
TOTAL		8	0	0	0	0	0	0	0	0	0.0	0	0	0	0.0		

Punting and All Purpose

		Punting					All Purpose									
SEASON	TEAM	gp	no.	yds	lg	avg/g	rush	rcv	pr	kr	lr	total	avg/g			
2024-25	ND	8	0	0	0	0.0	0	0	0	0	0	0	0.0			
TOTAL		8	0	0	0	0.0	0	0	0	0	0	0	0.0			

Tackles

		Tackles								Interceptions			Receptions				
SEASON	TEAM	GP	ua	a	total	tfl	pbu	ff	fr	bik	sacks	int	rec	yds	td	lg	rec/g
2024-25	ND	8	1	0	1	0-0	0	0	0	0	0	0	0	0	0	0.0	0.0
TOTAL		8	1	0	1	0-0	0	0	0	0	0	0	0	0	0	0.0	0.0

Single Game Highs

		Statistic	Value	
Total Tackles			1	vs Virginia 11/16/24



#98 NOAH BURNETTE
K • 5-10 • 185 lbs • *Senior
Raleigh, NC • Leesville Road/North Carolina

Rushing and Passing

		Rushing								Passing							
SEASON	TEAM	gp	att	yds	td	lg	avg/c	avg/g		comp-att-int	yds	td	lg	pct	avg/p	avg/g	effic
2022-23	UNC	14	0	0	0	0	0.0	0.0		0-0-0	0	0	0	0.0	0.0	0.0	0.0
2023-24	UNC	11	0	0	0	0	0.0	0.0		0-0-0	0	0	0	0.0	0.0	0.0	0.0
2024-25	UNC	12	0	0	0	0	0.0	0.0		0-0-0	0	0	0	0.0	0.0	0.0	0.0
TOTAL FOR ND		0	0	0	0	0	0.0	0.0		0-0-0	0	0	0	0.0	0.0	0.0	0.0
TOTAL		37	0	0	0	0	0.0	0.0		0-0-0	0	0	0	0.0	0.0	0.0	0.0

Scoring and Total Offense

		Scoring								Total Offense							
SEASON	TEAM	gp	td	rush	rcv	ret	pat	2pat	fg	total	avg/g	rush	pass	total	avg/g		
2022-23	UNC	14	0	0	0	0	0	57	0	15	102	7.3	0	0	0	0.0	0.0
2023-24	UNC	11	0	0	0	0	0	43	0	19	100	9.1	0	0	0	0.0	0.0
2024-25	UNC	12	0	0	0	0	0	38	0	15	83	6.9	0	0	0	0.0	0.0
TOTAL FOR ND		0	0	0	0	0	0	0	0	0	0.0	0	0	0	0.0		
TOTAL		37	0	0	0	0	0	138	0	49	285	7.7	0	0	0	0.0	0.0

Punting and All Purpose

		Punting					All Purpose									
SEASON	TEAM	gp	no.	yds	lg	avg/g	rush	rcv	pr	kr	lr	total	avg/g			
2022-23	UNC	14	0	0	0	0.0	0	0	0	0	0	0	0.0			
2023-24	UNC	11	0	0	0	0.0	0	0	0	0	0	0	0.0			
2024-25	UNC	12	0	0	0	0.0	0	0	0	0	0	0	0.0			
TOTAL FOR ND		0	0	0	0	0.0	0	0	0	0	0	0	0.0			
TOTAL		37	0	0	0	0.0	0	0	0	0	0	0	0.0			

Tackles

		Tackles								Interceptions			Receptions				
SEASON	TEAM	GP	ua	a	total	tfl	pbu	ff	fr	bik	sacks	int	rec	yds	td	lg	rec/g
2022-23	UNC	14	1	0	1	0-0	0	0	0	0	0	0	0	0	0	0.0	0.0
2023-24	UNC	11	0	0	0	0-0	0	0	0	0	0	0	0	0	0	0.0	0.0
2024-25	UNC	12	0	0	0	0-0	0	0	0	0	0	0	0	0	0	0.0	0.0
TOTAL FOR ND		0	0	0	0	0-0	0	0	0	0	0	0	0	0	0	0.0	0.0
TOTAL		37	1	0	1	0-0	0	0	0	0	0	0	0	0	0	0.0	0.0

Single Game Highs

		Statistic	Value	
Field Goals Made			6	vs Duke 11/11/23
Longest Field Goal Made			52	at Minnesota 08/29/24
Total Tackles			1	at Virginia 11/05/22



#97 GABRIEL RUBIO
DL • 6-5 • 321 lbs • Senior
St. Louis, MO • Lutheran St. Charles

Rushing and Passing

		Rushing								Passing							
SEASON	TEAM	gp	att	yds	td	lg	avg/c	avg/g		comp-att-int	yds	td	lg	pct	avg/p	avg/g	effic
2021-22	ND	1	0	0	0	0	0.0	0.0		0-0-0	0	0	0	0.0	0.0	0.0	0.0
2022-23	ND	12	0	0	0	0	0.0	0.0		0-0-0	0	0	0	0.0	0.0	0.0	0.0
2023-24	ND	9	0	0	0	0	0.0	0.0		0-0-0	0	0	0	0.0	0.0	0.0	0.0
2024-25	ND	11	0	0	0	0	0.0	0.0		0-0-0	0	0	0	0.0	0.0	0.0	0.0
TOTAL		33	0	0	0	0	0.0	0.0		0-0-0	0	0	0	0.0	0.0	0.0	0.0

Scoring and Total Offense

		Scoring								Total Offense							
SEASON	TEAM	gp	td	rush	rcv	ret	pat	2pat	fg	total	avg/g	rush	pass	total	avg/g		
2021-22	ND	1	0	0	0	0	0	0	0	0	0.0	0	0	0	0.0		
2022-23	ND	12	0	0	0	0	0	0	0	0	0.0	0	0	0	0.0		
2023-24	ND	9	0	0	0	0	0	0	0	0	0.0	0	0	0	0.0		
2024-25	ND	11	0	0	0	0	0	0	0	0	0.0	0	0	0	0.0		
TOTAL		33	0	0	0	0	0	0	0	0	0.0	0	0	0	0.0		

Punting and All Purpose

		Punting					All Purpose									
SEASON	TEAM	gp	no.	yds	lg	avg/g	rush	rcv	pr	kr	lr	total	avg/g			
2021-22	ND	1	0	0	0	0.0	0	0	0	0	0	0	0.0			
2022-23	ND	12	0	0	0	0.0	0	0	0	0	0	0	0.0			
2023-24	ND	9	0	0	0	0.0	0	0	0	0	0	0	0.0			
2024-25	ND	11	0	0	0	0.0	0	0	0	0	0	0	0.0			
TOTAL		33	0	0	0	0.0	0	0	0	0	0	0	0.0			

Tackles

		Tackles								Interceptions			Receptions				
SEASON	TEAM	GP	ua	a	total	tfl	pbu	ff	fr	bik	sacks	int	rec	yds	td	lg	rec/g
2021-22	ND	1	0	1	1	0-0	0	0	0	0	0	0	0	0	0	0.0	0.0
2022-23	ND	12	6	11	17	4-9	0	0	0	0	0	0	0	0	0	0.0	0.0
2023-24	ND	9	4	7	11	0-0	1	1	0	0	0	0	0	0	0	0.0	0.0
2024-25	ND	11	12	12	24	2.5-11	1	0	0	0	1	0	0	0	0	0.0	0.0
TOTAL		33	22	31	53	6.5-20	2	1	0	0	1	0	0	0	0	0.0	0.0

Single Game Highs

		Statistic	Value	
Total Tackles			7	vs Stanford 10/15/22
Total Sacks			1	at Southern California 11/30/24
Total Tackles For Loss			1	5 times