




BOISE STATE

TM

.767 FBS WINNING PCT. • 27 CONSECUTIVE WINNING SEASONS
16 CONFERENCE CHAMPIONSHIPS SINCE 1996 • 36 ALL-TIME CONFERENCE TITLES



BOISE STATE BRONCOS

3-1, 1-0 MOUNTAIN WEST

AT #21/21 NOTRE DAME FIGHTING IRISH

2-2



Head Coach: Spencer Danielson
Overall Record: 18-4 (Second Full Season)
Record at Boise State: Same



Head Coach: Marcus Freeman
Overall Record: 35-12 (Fifth Season)
Record at Notre Dame: Same

SATURDAY, OCT. 4 • 1:30 P.M. MT • SOUTH BEND, IND. • NOTRE DAME STADIUM (80,795)

QUICK COMPARISON

BOISE STATE (FBS/MW)	STAT	(FBS) NOTRE DAME
38.5 (22/1)	Points Per Game	(11) 44.0
221.0 (20/2)	Rushing Yards Per Game	(59) 173.3
299.0 (20/1)	Passing Yards Per Game	(16) 306.5
520.0 (9/1)	Total Offense Per Game	(16) 479.8
338.3 (56/4)	Total Defense Per Game	(96) 390.3
24.8 (75/7)	Points Allowed Per Game	(98) 27.8

SERIES HISTORY

Series Record:	-	Last Meeting:	-
at Notre Dame:	-	Streak:	-

MOUNTAIN WEST

Team	MW	Pct.	OVR	Pct.	Stk.
Fresno State	1-0	1.000	4-1	.800	W4
BOISE STATE	1-0	1.000	3-1	.750	W3
Utah State	1-0	1.000	3-2	.600	L1
Hawai'i	1-1	.500	4-2	.667	W1
UNLV (RV/RV)	0-0	.000	4-0	1.000	W5
New Mexico	0-0	.000	3-1	.750	W3
San Diego State	0-0	.000	3-1	.750	W2
Wyoming	0-0	.000	2-2	.500	L2
Colorado State	0-0	.000	1-3	.250	L2
Nevada	0-0	.000	1-3	.250	L2
San José State	0-0	.000	1-3	.250	L1
Air Force	0-3	.000	1-3	.250	L3

STATISTICAL LEADERS

RUSHING



BOISE STATE
Dylan Riley
360 yards • 5 TDs • 7.5 yards per carry

NOTRE DAME
Jeremiah Love
341 yards • 5 TDs • 5.2 yards per carry

PASSING



BOISE STATE
Maddux Madsen
1,129 yards • 79-132-1 • 9 TDs • 59.9 Pct

NOTRE DAME
CJ Carr
1,091 yards • 71-104-2 • 9 TDs • 68.3 Pct

RECEIVING



BOISE STATE
Latrell Caples
240 yards • 2 TDs • 15 catches

NOTRE DAME
Jordan Faison
244 yards • 2 TDs • 19 catches

TACKLES



BOISE STATE
Ty Benefield
33 tackles • 5 TFLs • 1 interception

NOTRE DAME
Three with
19 tackles

SACKS



BOISE STATE
Braxton Fely
3.5 sacks • 29 yards Lost • 4 TFLs

NOTRE DAME
Boubacar Traore
3 sacks • 22 yards Lost • 4 TFLs

A WIN WOULD...

- Give Boise State its fourth consecutive victory.
- Give the Broncos their 19th victory over a ranked team in the program's FBS era (since 1996).
- Give Boise State its first nonconference road victory since last year's season-opener at Georgia Southern.
- Give the Broncos their 10th victory in the eastern time zone since 2000.
- Mark the first time Boise State has won four straight games after losing its season opener since 2012

OPENING KICKOFF

1 Saturday's matchup consists of two of the winningest programs in the country at the FBS ranks. The Broncos rank first all-time in winning percentage at the FBS level (76.7%), while the Fighting Irish are ranked fifth (72.5%). The contest also consists of two returning College Football Playoff participants competing in a nonconference bout, marking the third time such a matchup has occurred in college football history.

2 Boise State's defense was in complete control on Saturday against App State. The Broncos held the Mountaineers to just 184 yards of offense and forced four turnovers. Boise State became the first school this season to record three interceptions, five sacks and hold an opponent to under 100 yards passing, and became the seventh team to do so in the last four seasons.

3 Specifically, the Broncos' passing defense was out in full force on Saturday. Boise State held the Mountaineer passing attack, which entered the game ranked third nationally, to just 65 yards passing in the air, including just two yards in the second half. The Broncos recorded two pick-sixes in the victory, becoming one of four FBS programs to return a pair of interceptions for touchdowns in the same game this season.

4 The Boise State offense has been a machine as of late, averaging 520.0 yards of offense a game, the ninth-most in the country. The Broncos have totaled over 1,702 yards in their previous three contests and recorded over 300 yards of passing in three consecutive games.

5 Quarterback Maddux Madsen had one of his most efficient games against the Mountaineers. The redshirt junior threw for a career-high 321 passing yards and matched his previous-best with four passing touchdowns. Madsen completed 25 of his 37 attempts, also matching a career-high, and found 10 different receivers for the second time in his career.

BOISE STATE COACHES

FIELD

Spencer Danielson Head Coach
Stacy Collins Asst. HC/STC/Linebackers
Jabril Frazier EDGE
Zak Hill Quarterbacks
Tim Keane Offensive Line
Matt Miller Co-OC/Wide Receivers
James Montgomery Running Backs
Tyler Stockton Co-DC/Safeties
Demario Warren Cornerbacks

PRESS BOX

Erik Chinander DC/Defensive Line
Nate Potter OC/Tight Ends

ON THE AIR



TELEVISION

Play-by-Play: Dan Hicks
Analyst: Jason Garrett
Sideline: Zora Stephenson



RADIO

Play-by-Play: Bob Behler
Analyst: Pete Cavender

STREAMING

SATELLITE



Play-by-Play: Bob Behler
Analyst: Pete Cavender

CH. 84 | [STREAMING](#)

2025 SCHEDULE

Aug. 28	at South Florida Bulls	L, 7-34
	Raymond James Stadium Tampa, Fla.	34,707
Sept. 5	Eastern Washington Eagles	W, 51-14
	Albertsons Stadium Boise, Idaho	32,887
Sept. 20	at Air Force Falcons*	W, 49-37
	Falcon Stadium USAFA, Colo.	24,046
Sept. 27	App State Mountaineers	W, 47-14
	Albertsons Stadium Boise, Idaho	32,904
Oct. 4	at No. 21/21 Notre Dame Fighting Irish	1:30 p.m. MT
	Notre Dame Stadium South Bend, Ind.	NBC
Oct. 11	New Mexico Lobos*	7:45 p.m. MT
	Albertsons Stadium Boise, Idaho	FS1
Oct. 18	UNLV Rebels*	TBA
	Albertsons Stadium Boise, Idaho	FOX Sports
Oct. 24	at Nevada Wolf Pack*	8 p.m. MT
	Mackay Stadium Reno, Nev.	CBSSN
Nov. 1	Fresno State Bulldogs*	TBA
	Albertsons Stadium Boise, Idaho	FOX Sports
Nov. 15	at San Diego State Aztecs*	8:30 p.m. MT
	Snapdragon Stadium San Diego, Calif.	CBSSN
Nov. 22	Colorado State Rams*	TBA
	Albertsons Stadium Boise, Idaho	FOX Sports
Nov. 28	at Utah State Aggies*	2 p.m. MT
	Maverik Stadium Logan, Utah	CBS
Dec. 5	Mountain West Championship	6 p.m. MT
	TBD TBD	FOX

SPORTS COMMUNICATIONS

CHRIS KUTZ

Associate AD, External Affairs

Head Coach

Cell: 567-931-2091

Email: ChrisKutz@boisestate.edu

DAVID DIETRICH

Assistant Director, Sports Communications

Players

Cell: 567-938-9138

Email: DavidDietrich@boisestate.edu

ALEX SEMADENI

Director, Sports Communications

Coordinators & Assistant Coaches, Credentials

Cell: 970-237-1634

Email: AlexSemadeni@boisestate.edu



BOISE STATE MEDIA SCHEDULE

SUNDAY 28	MONDAY 29	TUESDAY 30	WEDNESDAY 1	THURSDAY 2	FRIDAY 3	SATURDAY 4
No Media Availability	No Practice Press Conference Noon Spencer Danielson 12:30 p.m. Nate Potter 12:45 p.m. Erik Chinander	OPEN Practice 9:30 a.m. Select periods open Availability Noon Players	OPEN Practice 9:30 a.m. Select periods open Availability Noon Players	CLOSED Practice Availability 11 a.m. Spencer Danielson 11 a.m. Assistant coach	No Media Availability	GAMEDAY Boise State at No. 21/21 Notre Dame 1:30 p.m. MT NBC Notre Dame Stadium South Bend, Ind. Postgame Coach Danielson and players available


DON'T SLEEP ON BOISE!

That's because there is no "Z" in our name. The correct pronunciation is "BOY-SEE" and not the often misstated "Boy-Zee."

BOISE STATE MEDIA RELATIONS



CHRIS KUTZ
Associate AD, External Affairs
Head Coach
Cell 559-871-2091
Email ChrisKutz@boisestate.edu
Twitter [@chriskutz](https://twitter.com/chriskutz)



DAVID DIETRICH
Assistant Director, Sports Communications
Players
Cell 567-938-9138
Email DavidDietrich@boisestate.edu
Twitter [@David_Dietrich](https://twitter.com/David_Dietrich)



ALEX SEMADENI
Director, Sports Communications
Coordinators & Assistant Coaches, Credentials
Cell 970-237-1634
Email AlexSemadeni@boisestate.edu
Twitter [@awsemadeni](https://twitter.com/awsemadeni)

BOISE STATE INFORMATION

Location	Boise, Idaho
Founded	1932
Enrollment	27,250
Nickname	Broncos
Colors	Blue and Orange
Stadium (Capacity)	Albertsons Stadium (32,796)
Surface	The Blue (FieldTurf)
Conference	Mountain West
Interim President	Jeremiah Shinn
Director of Athletics	Jeremiah Dickey
Head Coach	Spencer Danielson
Career Record (Years)	18-4 (2+)
Record at Boise State (Years)	Same
Address	1910 University Drive Mail Stop 1020 Boise, ID 83725
Website	BroncoSports.com

Credentials

Media outlets interested in covering Boise State football on either a season or individual game basis are requested to submit applications for credentials through the Boise State Sports Communications office via the [online request form](#).

Due to inconsistent mail delivery service on tight deadlines, media passes may not be mailed in some instances. If this is the case, passes may be picked up at a location to be determined by the Boise State Sports Communications Office. Individuals picking up credentials will be required to furnish positive identification.

Admission to the press level of Albertsons Stadium is for working media only. Only those media with official Boise State credentials will be admitted. Friends, spouses, children under the age of 16 and non-workers are not welcome in the press area.

Credential Types

MEDIA ACCESS - Access to press box and media areas on sideline throughout the game. Photo bib required, as well as photography/videography equipment. Photo bibs may be picked up in the Preco Academic Center.

PRESS BOX - Access to press box areas with sideline access beginning at the 6:00 mark in the fourth quarter.

Availability Reports

Beginning with the 2025 Football season, all Mountain West schools will provide public reports on the availability of student-athletes to participate in each conference game of the season. Boise State will release an availability report two days prior to each game followed by a final availability report no later than three hours prior to kickoff.

Bronco Radio Network

The Bronco Radio Network is comprised of multiple stations throughout the northwest, with KBOI 93.1 FM/670 AM in Boise serving as the flagship. Fans can listen to select events live via the internet while also accessing the Bronco Sports Network through the following stations:

2025 Radio Affiliates

Market	Call Letters	Frequency
Boise	KBOI	670 AM
Boise	KBOI	93.1 FM
Idaho Falls	KSPZ	980 AM
Idaho Falls	KSPZ	98.7 FM
McCall	KDZY	98.3 FM
Pocatello	KSPZ	94.5 FM
Salmon	KSRA	960 AM
St. Maries	KOFF	1240 AM
Twin Falls	KSNQ	98.3 FM

Weekly Media Availability

Monday: Head Coach Spencer Danielson, Offensive Coordinator Nate Potter and Defensive Coordinator Erik Chinander host a weekly press conference in the team meeting room of the Bleymaier Football Center.

Tuesday: Practice will be open to the media. Student-athletes are available following practice by request. **Student-athlete requests must be submitted to David Dietrich 24 hours before interviews.**

Wednesday: Practice will be open to the media. Student-athletes are available following practice by request. **Student-athlete requests must be submitted to David Dietrich 24 hours before interviews.**

Thursday: Closed practice. Head Coach Spencer Danielson and an assistant coach will address the media. **Assistant coach requests must be submitted to Alex Semadeni 24 hours before interviews.**

Friday: No availability.

Postgame Interviews

Boise State's locker room is closed. Media will be asked to submit a list of student-athlete requests to David Dietrich with 5:00 remaining in the fourth quarter. During home games, Coach Danielson and selected student-athletes will speak with the media in the team meeting room of the Bleymaier Football Center. On the road, these interviews will take place either in the designated visiting team interview area or outside the visiting team locker room.

PROGRAM HISTORY

First Year of Football	1933
All-Time Record	707-251-12 (.735) 970 games over 88 seasons
4-Year School Record (Since 1968)	506-189-2 (.721) 697 games over 57 seasons
Division I (All) Record	421-163 (.720) 584 games over 47 seasons
FBS Record	287-87 (.767) 374 games over 29 seasons
All-Time Mountain West Record	91-17 (.843) 108 games over 14 seasons
National Championships	2 1958 (JuCo), 1980 (I-AA)
Conference Championships	36 1949, 1950, 1951, 1952, 1953, 1954, 1955, 1956, 1957, 1958, 1960, 1961, 1965, 1966, 1973, 1974, 1975, 1977, 1980, 1994, 1999, 2000, 2002, 2003, 2004, 2005, 2006, 2008, 2009, 2010, 2012, 2014, 2017, 2019, 2023, 2024
Mountain West Championships	6 2012, 2014, 2017, 2019, 2023, 2024
First Team All-Americans	49 players, 103 times
First Team All-Conference	203 players, 279 times



TALE OF THE TAPE

FBS	MW	BOI	COMPARISON	ND	-	FBS
24	4	50.0%	3RD DOWN CONVERSION PCT	52.3%	-	19
61	4	36.8%	3RD DOWN CONVERSION PCT DEFENSE	35.8%	-	56
109	11	40.0%	4TH DOWN CONVERSION PCT	44.4%	-	104
74	5	55.6%	4TH DOWN CONVERSION PCT DEFENSE	62.5%	-	94
-	-	-	BLOCKED KICKS	1	-	19
94	11	1	BLOCKED KICKS ALLOWED	0	-	1
-	-	-	BLOCKED PUNTS	1	-	11
1	1	0	BLOCKED PUNTS ALLOWED	0	-	1
101	8	59.9%	COMPLETION PERCENTAGE	70.2%	-	18
4	1	2	DEFENSIVE TDS	-	-	
90	7	31	FEWEST PENALTIES	18	-	16
109	9	7.75	FEWEST PENALTIES PER GAME	4.5	-	22
91	8	274	FEWEST PENALTY YARDS	118	-	5
108	9	68.5	FEWEST PENALTY YPG	29.5	-	7
20	2	61	FIRST DOWNS DEFENSE	79	-	47
57	4	95	FIRST DOWNS OFFENSE	100	-	42
83	5	3	FUMBLES LOST	2	-	56
50	2	2	FUMBLES RECOVERED	1	-	88
30	3	16	KICKOFF RETURN DEFENSE	29	-	125
125	11	13.75	KICKOFF RETURNS	31.6	-	7
59	10	40.75	NET PUNTING	43.8	-	19
8	1	1	PASSES HAD INTERCEPTED	2	-	25
25	3	5	PASSES INTERCEPTED	4	-	34
20	1	299.0	PASSING OFFENSE	306.5	-	16
42	2	185.5	PASSING YARDS ALLOWED	268.8	-	119
14	2	14.1	PASSING YARDS PER COMPLETION	15.3	-	6
131	12	26.5	PUNT RETURN DEFENSE	9	-	90
99	9	5.75	PUNT RETURNS	9.14	-	62
119	11	100%	RED ZONE DEFENSE	84.6%	-	75
127	10	68.4%	RED ZONE OFFENSE	94.1%	-	31
81	8	152.8	RUSHING DEFENSE	121.5	-	48
20	2	221	RUSHING OFFENSE	173.3	-	59
14	1	0.75	SACKS ALLOWED	1.75	-	67
75	7	24.8	SCORING DEFENSE	27.8	-	98
22	1	38.5	SCORING OFFENSE	44	-	11
54	4	5	TACKLES FOR LOSS ALLOWED	4.75	-	47
50	5	150.1	TEAM PASSING EFFICIENCY	183.1	-	8
37	3	115.0	TEAM PASSING EFFICIENCY DEFENSE	132.7	-	79
28	1	2.75	TEAM SACKS	1.75	-	92
43	1	6.3	TEAM TACKLES FOR LOSS	3.3	-	131
31	4	32:03:00	TIME OF POSSESSION	30:59:00	-	51
56	4	338.3	TOTAL DEFENSE	390.3	-	96
9	1	520	TOTAL OFFENSE	479.8	-	16
29	2	0.75	TURNOVER MARGIN	0.25	-	51
33	2	7	TURNOVERS GAINED	5	-	69
27	2	4	TURNOVERS LOST	4	-	27
34	3	75.0%	WINNING PERCENTAGE	50.0%	-	76

SERIES HISTORY

NOTRE DAME

Independent

Record: First Meeting

Current Streak: - - Longest Boise State Win Streak: -

Most Points Scored: Boise State: -; Opponent: -

Least Points Scored: Boise State: -; Opponent: -

RECORD AGAINST INDEPENDENT TEAMS

7-7 (.500)

- Since 2000
- First game was against Louisiana Tech in 2007
- Holds a 6-5 series lead over BYU as an independent
- Haven't played an independent team since a 31-28 home loss to BYU on Nov. 5, 2022.

RECORD IN EASTERN TIME ZONE

9-5 (.643)

- Since 2000
- Includes victories over Florida State (2019), Georgia (2011), Virginia (2015) and Virginia Tech (2010).
- Will be playing first game in program history in the state of Indiana



CONFERENCE WINNING PCT.

SINCE 2000

Rk	Pct	Team	W	L
1	.886	BOISE STATE	171	22
2	.844	Ohio State	168	31
3	.781	Oklahoma	171	48
4	.743	Georgia	153	53
5	.742	App State	66	23
6	.737	Alabama	143	51
7	.734	Oregon	160	58
8	.729	Clemson	148	55
9	.684	USC	143	66
10	.681	Texas	145	68

COUNT THEM UP!

THIS MARKS BOISE STATE'S...

89th Season of Football

971st game in program history

698th game since moving to four-year competition

585th game since joining Division I

375th game since elevating to I-A/FBS

DON'T BLINK

HIGHEST SCORING TEAMS SINCE 2000

Rk	PPG	Team	GP	Pts
1	38.164	Oklahoma	335	12,785
2	37.960	BOISE STATE	327	12,413
3	37.615	Oregon	317	11,088
4	35.859	Texas Tech	319	11,439
5	34.978	Ohio State	317	11,088
6	34.577	Texas	326	11,272
7	34.246	Alabama	317	10,856
8	33.821	App State	145	4,904
9	33.679	Oklahoma State	321	10,811
10	33.397	USC	307	10,253

BLUE FIELD ADVANTAGE

OPPOSING TEAM FALSE STARTS IN HOME GAMES SINCE 2018

Rk	FS/G	Team	GP	OPP FS
1	2.79	BOISE STATE	42	117
2	2.11	NC State	44	93
3	2.03	Utah	40	81
4	2.02	Oregon	44	89
5	1.98	Clemson	45	89
6	1.915	Tennessee	47	90
7	1.90	Syracuse	43	82
8	1.88	Boston College	41	77
9	1.87	Iowa	45	84
10	1.86	Georgia	42	78

HISTORIC PROGRAMS

The matchup between Boise State and Notre Dame consists of two of the winningest programs in the country. The opponents are among the top five in winning percentage as an FBS program, with the Broncos ranked first (76.7%) and the Fighting Irish ranked fifth (72.5%). Both are ranked in the top 20 in win percentage since 2000, with Boise State sitting in second (80.7%) and Notre Dame at 18th (65.4%).

PLAYOFF POTENTIAL

Saturday's showdown between Boise State and Notre Dame will mark the third time two teams meet in a nonconference, regular season matchup the year after both programs earned a College Football Playoff berth. Michigan and Texas played on Sept. 7, 2024 after both teams made the 2023 CFP. The Longhorns won, 31-12, on their way to a CFP return. Texas was also part of the other matchup, meeting Ohio State in the 2025 season opener after battling in the 2024 CFP Semifinals. The Buckeyes won both games. There have been four instances of teams meeting in conference contests the year after making the playoff.

THREE IN A ROW

Boise State's win over App State gave the Broncos a three-game win streak for the 27th consecutive season, extending the nation's second-longest streak. Georgia is the lone team ahead of Boise State, holding a 28-year streak after its 3-0 start to the season. Ohio State (24) and Alabama (22) are the next-closest teams. Fresno State (6) has the longest streak among Mountain West teams.

INDEPENDENCE

Since joining the FBS ranks in 1996, Boise State is 7-7 against independent teams. The first games consisted of the Broncos suffering losses in back-to-back seasons in 1997 and 1998 against Louisiana Tech, followed by a 63-38 victory over Utah State Sept. 28, 2002. Boise State holds a 6-5 series lead over BYU as an independent.

TO THE HOUSE (X2)

Boise State returned two interceptions for touchdowns against App State on Sept. 27, with A'Marion McCoy recording a 26-yard interception return in the opening quarter and Boen Phelps taking a 33-yard interception to the house in the fourth quarter. The feat marks the first time the Bronco defense has returned two interceptions for touchdowns in a game since Sept. 25, 2015, when Mercy Matson and Justin Taimatuia did so in a 56-14 win over Virginia. The Broncos are one of four FBS teams that have accomplished the feat this season joining SMU (vs. East Texas A&M, Aug. 30), Oregon (vs. Oklahoma State, Sept. 6), and Louisiana Tech (vs. UTEP, Sept. 27).

TAKING IT TO THE HOUSE

Boise State recorded multiple pick-sixes against App State, marking the second consecutive season the Broncos have notched two interception returns for a touchdown in the same season. The Broncos have recorded multiple interception returns for touchdowns in back-to-back seasons for the first time since 2014-15. Last season, both touchdowns were recorded by players returning to the Bronco roster this season: A'Marion McCoy returned an interception 35 yards for a score against San Diego State on Nov. 1 while Davon Banks had a 70-yard interception return in a win over San Jose State on Nov. 16.

GENERATING TAKEAWAYS

Boise State forced App State into four turnovers in the contest, the most turnovers the program has forced since recording four against San Jose State last season on Nov. 16. Three of those turnovers were interceptions, marking the first game Boise State has notched 3+ interceptions since picking off Wyoming three times on Nov. 19, 2022.

THIRD DOWN STOPS

The Broncos held App State to 17% (2/12) on third down, the lowest percentage since stopping San Diego State 12 times on 14 attempts (14%) on Nov. 1, 2024.

CLAIMING THE AIR

Boise State held App State to 65 passing yards, the lowest total the Broncos have allowed in the air since holding Wyoming to 64 passing yards on Dec. 12, 2020. The total was also the lowest passing game the Mountaineers have recorded since throwing for 62 yards against Georgia State on Oct. 19. App State threw for only 2 yards passing in the second half, marking the second consecutive game the Broncos have allowed single-digit passing yards in a half, following Air Force's 1-yard of passing in the first half on Sept. 20. The Broncos are the only FBS team that has limited their opponent to two passing yards or fewer in multiple halves this season. The last team to do so in a single season was Nevada in 2024 (3).



MCCOY IS A MENACE

A'Marion McCoy returned an interception for a touchdown in the first quarter, marking his second pick-six as a Bronco. He is the first Bronco to do since Davon Banks against San Jose State on Nov. 16, 2024. McCoy is the first Bronco with pick-sixes in back-to-back seasons since Marty Tadman, who did so 2005-06. The only other Boise State player to achieve this feat in the program's FBS era is Shaunard Harts (1999-2000).

BENEFIELD'S BEEN BALLIN'

Ty Benefield became the first Bronco to be the team's leading tackler in three of the first four games of the season since JL Skinner pulled off the feat in 2021. The junior safety led Boise State in tackles against Eastern Washington (9), Air Force (11) and App State (7). Benefield recorded six tackles in the season-opener against USF, trailing team-leader Jayden Virgin-Morgan by two tackles.

BIG DAYS FOR BOEN

Boen Phelps has had quite the two-game stretch for the Broncos. The linebacker was named Mountain West Defensive Player of the Week after his performance against App State. He made his first career interception, returning it 33 yards for a touchdown, while adding six tackles and one quarterback hurry. The redshirt sophomore had a 94.4 PFF defensive grade, highest among FBS linebackers. Phelps made his first career start against Air Force, tallying a career-high seven tackles, including four solo, ranking fifth on the unit in both categories, after playing all 79 defensive snaps for the Broncos.

DEFENSIVE DOMINANCE

Saturday was Boise State's sixth time since 1996 recording 3+ interceptions and 5+ sacks in a game. The last occurrence was Nov. 6, 2021 at Fresno State. None of the previous five games featured an interception return for touchdown. Last week, the Broncos had two (A'Marion McCoy and Boen Phelps).

LIGHTING UP THE BOARD

The Broncos have scored 47+ points in three straight games, the team's eighth time since 1996 scoring 47+ in three-straight games. This ties the longest single-season streak in Mountain West history. The 47 points Boise State scored against App State are the most the team has scored without a rushing touchdown in the FBS era. 147 are the most points over a three-game stretch since scoring 163 against Portland State (56), Washington State (45) and Utah State (62) last season. The Broncos haven't combined for at least 145 points over a three-game stretch in back-to-back seasons since doing so in 2014-15. Boise State totaled 153 points against BYU (55), New Mexico (60) and San Diego State (38) in 2014 and 163 combined points against Idaho State (52), Virginia (56) and Hawai'i (55) the following season. Boise State's 147 points over the last three contests is the second-highest three-game total in the last 10 seasons.

WINNING BY WIDE MARGINS

Boise State's 47-14 win over App State marked the team's second 30+ point win of the season. This is the 23rd time in the last 27 seasons the Broncos have recorded multiple 30-point victories. They are one of six Group of 5 teams with multiple 30-point wins this season (East Carolina, North Texas, San Diego State, Temple, Toledo).

ON THE OFFENSIVE

The Broncos notched 473 yards of offense against App State, bringing their season average to 520.0 yards per game, the ninth-most across the nation. Boise State has generated 1,702 yards over the past three games, marking the ninth time the program has generated over 1,700 yards in a three-game span since 2000, and the last time since totaling 1,738 yards against Connecticut, Oklahoma State and Wyoming from Sept. 8-29, 2018. Boise State hasn't totaled 470+ yards in a three-game stretch since the 2018 season, when it did so against Nevada (502 yards, Oct.13), Colorado State (472 yards, Oct. 19), and Air Force (530 yards, Oct. 27).

AERIAL ASSAULT

Boise State has recorded over 300 yards of passing offense in three consecutive games, passing for 309 yards against Eastern Washington (Sept. 5), 310 against Air Force (Sept. 20) and 321 against App State (Sept. 27). The feat marks the first time the Broncos have recorded three-straight games with over 300 yards passing since a four-game stretch to open the 2018 season. Boise State has only recorded the accomplishment on seven other occasions since joining the FBS era.

ALL-TIME WINNING PCT.

RECORDS WHILE AT FBS LEVEL

Rk	Pct	Team	W	L	T
1	.767	BOISE STATE	287	87	0
2	.755	Ohio State	862	267	36
3	.740	Alabama	962	325	41
4	.732	Michigan	989	351	35
5	.72454	Notre Dame	887	327	33
6	.72453	Oklahoma	901	328	47
7	.698	Texas	914	386	31
8	.695	USC	788	334	40
9	.690	Penn State	924	405	37
10	.682	Nebraska	893	406	37
11	.677	Tennessee	866	400	50
12	.673	Georgia	869	410	50
13	.667	Florida State	550	270	16
14	.646	LSU	791	422	47
15	.637	Miami (Fla.)	628	356	12
16	.6221	Auburn	784	468	42
17	.6218	Florida	742	444	37
18	.621	Clemson	789	472	44
19	.605	Arizona State	602	390	18
20	.604	Texas A&M	768	496	44

SINCE 2000

OVERALL WIN PERCENTAGE LEADERS SINCE 2000

Rk	Pct	Team	W	L
1	.836	Ohio State	265	52
2	.807	BOISE STATE	264	63
3	.791	Oklahoma	265	70
4	.777	Georgia	262	75
5	.767	Alabama	243	74
6	.747	LSU	245	83
7	.745	Oregon	242	83
8	.735	Clemson	247	89
9	.703	App State	102	43
10	.702	Texas	229	97

HOME FIELD ADVANTAGE

HOME WIN PERCENTAGE LEADERS SINCE 2000

Rk	Pct	Team	W	L
1	.904	Oklahoma	142	15
2	.89941	Ohio State	152	17
3	.89937	BOISE STATE	143	16
4	.863	Georgia	138	22
5	.857	LSU	150	25
6	.854	Oregon	140	24
7	.838	App State	57	11
8	.834	Alabama	136	27
9	.812	Clemson	147	34
10	.805	Michigan	140	34



WILD, WILD WEST

WINS BY WESTERN TEAMS SINCE 2000

Rk	No.	Team
1	264	BOISE STATE
2	242	Oregon
3	213	USC
4	209	Utah
5	207	BYU
6	191	Fresno State
7	183	Colorado
8	179	Air Force
9	175	Washington
10	169	Arizona State
11	164	UCLA
12	163	Hawai'i
	163	Stanford
14	161	San Diego State
15	157	Nevada
16	155	Oregon State
17	151	California
18	149	Washington State
19	138	Colorado State
20	137	Utah State

FIREWORKS AT HOME

MOST GAMES SCORING 50+ POINTS AT HOME SINCE 2000

Rk	Games	Team
1	52	Oregon
2	46	Texas Tech
3	42	Boise State
4	41	Oklahoma State
	41	Texas

ONLY ONE PLAY NEEDED

2024 FBS LEADERS IN ONE-PLAY TOUCHDOWN DRIVES

Rk	No.	Team
1	7	North Texas
	7	Notre Dame
3	6	Boise State
4	5	Navy
	5	Utah

MODEL OF CONSISTENCY

Maddux Madsen had a career-day against App State on Sept. 27. The redshirt junior quarterback threw for a career-high 321 passing yards, and matched his career-high with four touchdown passes. Madsen had previously thrown for four touchdowns against San Diego State on Nov. 1, 2024. The Lehi, Utah native recorded his fourth career game with over three touchdown passes. He has thrown for 275 yards in three consecutive contests, the first Boise State quarterback to do so Brett Rypien in 2018, and has thrown for over 200 yards in five-straight matchups, the most since Taylen Green did so in six consecutive games from Oct. 22-Nov. 25, 2022.

SPREADING THE LOVE

Maddux Madsen connected on 25 of his 37 pass attempts against App State, matching his career-high in completions, and found 10 different receivers in the contest, matching the career-high he set in the season opener against USF. Madsen has found at least eight different receivers in every game so far this season.

MOVING UP THE RANKS

Maddux Madsen moved up in the program record in several career categories against App State. The redshirt junior became the ninth Bronco in program history to eclipse 40 career touchdowns, finishing the game with 41. Madsen is tied with Hank Bachmeier (2019-22) for the eight-most touchdowns in program history. He also became the 10th Bronco to throw for over 5,000 career yards, entering the game against the Fighting Irish with 5,381 in his career. He also sits at 10th place all-time in total completions (410). After his career-high 321 yard performance against the Mountaineers, Madsen is tied for eighth-place all time with four career 300+ yard passing games and tied for ninth all-time with 13 200+ yard passing performances. The Lehi, Utah native has thrown for over 200 yards in all four games this season.

FAST START, PART I

Boise State has been dominant in the opening quarter, outscoring its opponents 55-7 in the frame. Since 1998, the Broncos are 108-4 (.964) when scoring 14+ points in the first quarter, including in each of the last three victories. Boise State led Eastern Washington 20-0 after the first quarter on Sept. 5, led Air Force 14-7 on Sept. 20, and earned a 14-0 lead over App State. Boise State has scored 14+ points in the first quarter in at least one game every season since 1997. The Broncos have outscored their opponents 82-38 in the first half of their games this season. Boise State has held their opponent scoreless in the first quarter in three of four games in 2025, after achieving the feat five times in 2024.

HOME WINS

Boise State's victory over App State marked the 14th consecutive victory at home, tied with Alabama for the third-longest active home win streak in the nation. Oregon is the current active leader with 18 straight home wins, followed by Missouri with 15. Georgia's 34-game and Washington's 22-game home win streaks were both snapped this past weekend. Head coach Spencer Danielson boasts an undefeated 10-0 record on The Blue. Boise State last lost on The Blue on Sept. 9, 2023 against UCF.

CAPLES CONNECTION

Latrell Caples caught a pair of touchdown passes against App State, marking the third multi-touchdown game of his career. The Lancaster, Texas native had previously caught three touchdown passes in the first half against San Diego State on Nov 1, 2024, becoming the first Bronco to catch three touchdowns in a half since Cedrick Wilson did so on Oct. 7, 2016. Caples also caught a pair of touchdown passes against New Mexico on Sept. 9, 2022. Caples surpassed 100 career receptions against Air Force, and enters the Notre Dame game with 108 in his career. He also has recorded 11 touchdowns in his career.

FIRST YEAR FIRSTS

Five first-year Broncos notched a first in the win over App State. Freshman wide receiver Quinton Brown made a spectacular 29-yard touchdown catch, the first of his career. EDGE Sterling Lane II, a redshirt junior transfer from Arizona, notched his first career sack. Cornerback Sherrod Smith, a transfer from College of San Mateo, made his first interception at the FBS level. Defensive end Malakai Williams, a sixth year transfer from Idaho, forced a fumble for the first time as a Bronco. It was recovered by freshman linebacker Mana Tuiloti, the first of his career.

DOUBLED UP

Dylan Riley entered the game against Air Force with four career touchdowns. He finished the game with nine. It was the second multi-touchdown game in Riley's career, having scored a pair of rushing touchdowns in his Bronco debut against Portland State on Sept. 21, 2024.



THE JET

Dylan Riley notched 171 rushing yards, 84 receiving yards, four rushing touchdowns and one receiving touchdown at Air Force. The only other FBS player to have a game reaching those four stats over the last 30 years is North Carolina's Omarion Hampton last season at Florida State. Riley is the first player in Boise State history to tally four rushing touchdowns and one receiving touchdown in a game and first FBS player to do so this year. He is also the first Mountain West player to achieve this feat in nearly 10 years, with the most recent occurrence happening on Oct. 24, 2015 by Air Force's Karson Roberts.

RUNNING BACK U

Dylan Riley's five touchdown performance against Air Force on Sept. 20 marks the second consecutive season a Boise State running back has scored five or more touchdowns in a game. Ashton Jeanty rushed for a program-record six touchdowns in the season-opener last year against Georgia Southern on Aug. 31, 2024. Riley's performance is also the 20th time in program history a Bronco has scored four or more rushing touchdowns, and the first time since Jeanty accomplished the feat against Washington State on Sept. 28, 2024.

IT'S TRULY A STABLE

Boise State registered five rushing touchdowns in the game against Air Force on Sept. 20, marking the fourth consecutive season the Broncos have had multiple games in a season with 4+ rushing touchdowns. Boise State has recorded 4+ rushing scores in a game 75 times since 1998.

MOUNTAIN WEST PLAYER OF THE WEEK

Dylan Riley earned Mountain West Offensive Player of the Week on Sept. 29 for the first time in his career following his 255-yard, five-touchdown effort at Air Force. The honor comes nearly one year to the day of his MW Freshman of the Week honor, which he received Sept. 23, 2024 after totaling 109 all-purpose yards and two touchdowns against Portland State. Riley is the second Bronco to earn a conference award this season, with fellow running back Sire Gaines securing MW Freshman of the Week on Sept. 8.

THE 70-CLUB, PART I

Dylan Riley scored a 75-yard receiving touchdown off a screen pass in the third quarter against Air Force, marking the sophomore's first career touchdown reception. The reception came a game after Riley recorded a 77-yard touchdown rush against Eastern Washington on Sept. 5, becoming the third Bronco since 2010 to score a rushing and receiving touchdown of at least 70 yards in the same season. Jeremy McNichols accomplished the feat in 2016 while Doug Martin did so in 2010.

THE 70-CLUB, PART II

With his 75-yard receiving touchdown at Air Force, Dylan Riley now has touchdowns of 70+ yards as a rusher, receiver and returner in his career. Last season, he returned a kick 96 yards for a score against Utah State. He joins Doug Martin (2007-11) and John Hightower (2018-19) as the only Broncos to accomplish this feat in the program's FBS era.

THE LONG GAME

Riley's 75-yard touchdown reception was the longest reception by a Bronco since Ashton Jeanty recorded a 75-yard pitch-and-catch against Air Force on Nov. 24, 2023.

GROUND AND POUND

Boise State ran the ball 31 times for 282 yards at Air Force, averaging 9.1 yards per carry. This is the fourth time since 1996 the Broncos have averaged at least 9.0 yards per rush in a game, with three of the occurrences happening in the last 18 games. Boise State averaged a school-record 10.6 yards per carry at Georgia Southern in the 2024 season opener, then notched 9.0 yards per rush two games later against Portland State. The first occasion was Sept. 18, 2009, when the Broncos gained 10.3 yards per carry at Fresno State.

FINDING PAYDIRT

Boise State recorded over five rushing touchdowns in back-to-back games against Eastern Washington and Air Force, marking the first time the program has done so since a pair of games against Fresno State (Oct. 7) and Colorado State (Oct. 15) in 2011. The accomplishment also marks the second consecutive season the program has rushed for five touchdowns twice in a season, having done so against Georgia Southern (Aug. 31) and Portland State (Sept. 21) a year ago. Boise State has rushed for five touchdowns in a game 33 times since 1998.

BOWL APPEARANCES (G5)

TOTAL BOWL APP. BY G5 TEAMS

Rk	No.	Team
1	29	Air Force
	29	Fresno State
3	25	Southern Miss
	25	Navy
5	23	BOISE STATE
	23	Tulsa
7	22	Toledo
8	19	Marshall
	19	Nevada
	19	Wyoming
11	18	Colorado State
12	17	East Carolina
13	16	San Diego State

Bold - indicates Mountain West team

ALL EYES ON THE BLUE

2024 HOME ATTENDANCE LEADERS BY PERCENTAGE OF CAPACITY

Rk	Pct	Team	Avg	Cap	GP
1	145.30	Northwestern	17,470	12,023	7
2	115.41	App State	34,623	30,000	5
3	109.57	Oregon	59,168	54,000	7
4	108.58	Kennesaw State	9,012	8,300	6
5	105.21	Ole Miss	67,372	64,038	7
6	104.64	Colorado	52,514	50,183	6
7	104.63	Purdue	59,887	57,236	6
8	104.23	Oklahoma	83,513	80,126	7
9	104.08	Missouri	62,621	60,168	7
10	103.07	Kansas State	51,536	50,000	6
11	102.95	Utah	52,962	51,444	6
12	102.74	Michigan	110,548	107,601	8
13	102.28	South Carolina	79,329	77,559	7
14	102.11	Texas	102,232	100,119	8
15	102.07	BOISE STATE	37,114	36,363	7

CONFERENCE CROWNS

TOTAL CONFERENCE TITLES WON BY CURRENT FBS PROGRAMS

Rk	No.	Team
1	50	Oklahoma
2	46	Nebraska
3	45	Michigan
4	39	Ohio State
5	37	USC
6	36	Boise State
7	35	Tulsa
8	34	Alabama
9	32	Texas
10	29	Fresno State



PRESEASON WATCH LISTS

Ty Benefield

- Paycom Jim Thorpe Award Watch List
- Shrine Bowl 1000 Watchlist

Latrell Caples

- Earl Campbell Tyler Rose Award Watch List

Kage Casey

- Lombardi Award Watchlist
- Outland Trophy Watch List
- Walter Camp Preseason All-America First Team
- Athlon Sports Preseason All-America Second Team
- ESPN Preseason All-America Second Team
- Phil Steele Preseason All-America Fourth Team
- Senior Bowl Top 300
- Shrine Bowl 1000 Watchlist

Jeremiah Earby

- Shrine Bowl 1000 Watchlist

Braxton Fely

- Polynesian College Player of the Year Watch List

Sire Gaines

- Comeback Player of the Year Watch List
- Doak Walker Award Watch List

Mason Hutton

- Patrick Mannelly Award Watch List

Matt Lauter

- John Mackey Award Watch List
- Shrine Bowl 1000 Watchlist

Maddux Madsen

- Davey O'Brien Award Watch List
- Johnny Unitas Golden Arm Award Watch List
- Manning Award Watch List
- Maxwell Award Watch List
- Walter Camp Player of the Year Award Watch List
- Shrine Bowl 1000 Watchlist

A'Marion McCoy

- Chuck Bednarik Award Watch List
- Paycom Jim Thorpe Award Watch List
- Shrine Bowl 1000 Watchlist

Marco Notarainni

- Allstate Wuerffel Trophy Watch List
- Shrine Bowl 1000 Watchlist
- Allstate AFCA Good Works Team Nominee

Mason Randolph

- Senior Bowl Top 300

Jayden Virgin-Morgan

- Bronko Nagurski Trophy Watch List
- Chuck Bednarik Award Watch List
- Lombardi Award Watchlist
- Lott IMPACT Trophy Watch List
- Athlon Sports Preseason All-America Fourth Team
- Shrine Bowl 1000 Watchlist

OFFENSIVE EFFICIENCY

Boise State's offense fired on all cylinders at Air Force as the Broncos gained 592 yards on 58 plays, averaging 10.2 yards per play, 19.4 yards per completion and 9.1 yards per rush. It was the second time in the program's FBS era that the unit has averaged over 10.0 yards per play, following the 2018 team that averaged 10.5 yards per play against Connecticut (Sept. 8, 2018). It was the first time a MW team has averaged over 10 yards per play since New Mexico netted 10.5 yards per play against Tennessee Tech on Sept. 9, 2023. This season, the Broncos are one of six teams to achieve the accomplishment against an FBS opponent.

AERIAL ATTACK

Maddux Madsen completed 13 passes for 276 yards and two touchdowns at Air Force, averaging a career-high 21.2 yards per completion. This is the 15th time in Boise State's FBS era a quarterback has completed at least 10 passes and averaged at least 20 yards per completion, with Madsen's effort ranking sixth on the list. He is the first player to achieve this feat since Hank Bachmaier completed 17 passes for 340 yards against UTEP on Sept. 10, 2021.

PROTECT THE QUARTERBACK

Quarterback Maddux Madsen has been well-protected in Boise State's first four games. In 153 dropbacks, the Bronco offensive line has allowed only three sacks and 10 quarterback hits. Currently, Boise State is tied for ninth nationally with three sacks allowed. In 2024, Boise State ranked 12th in the nation in sacks allowed (1.07 per game) and 14th in tackles for loss allowed (4.14 per game).

ALL OVER THE FIELD

Ty Benefield was everywhere at Air Force, finishing with a career-high 11 tackles (8 solo) and adding 2.0 tackles for loss and a game-sealing interception. He is the third player in Boise State's FBS era to record 10+ tackles, 2+ TFLs and one interception in a game, joining Tanner Vallejo and Korey Hall. Vallejo led Boise State to the conference title on Dec. 2, 2014, recording 13 tackles, 3.0 TFLs and one interception, which he returned 63 yards for a touchdown. Hall tallied 10 tackles, 2.0 TFLs and an interception against Oregon State on Sept. 7, 2006. Benefield is the only Mountain West player and one of six FBS defenders to reach those numbers this season.

BENEFIELD IN THE BACKFIELD

Ty Benefield became the first Bronco defensive back to tally at least five TFLs in a two-game span since the program joined the FBS ranks, after recording two TFLs against Air Force (Sept. 20) and three against Eastern Washington (Sept. 5). He is the first Bronco to accomplish the feat since Andrew Simpson did so against Utah State (Nov. 18, 2023) and Air Force (Nov. 24, 2023). The Altadena, Calif., native has recorded six games with two or more TFLs, including in three of his last six.

RALLY TO THE BALL

Three Boise State players recorded double-digit tackles at Air Force. Ty Benefield led the way with 11 while Marco Notarainni and Zion Washington added 10 apiece. The last time three Broncos had 10+ tackles was Nov. 25, 2022, when DJ Schramm (15), Seyi Oladipo (10) and Andrew Simpson (10) combined for 35 tackles against Utah State.

CAREER DAYS EVERYWHERE

Several Broncos had memorable performances in the Broncos' 51-14 victory over Eastern Washington on Sept. 5. Quarterback Maddux Madsen matched his then-career-high with 307 passing yards in the win, while wide receivers Ben Ford (82) and Chris Marshall (151) set career marks in receiving yards. Jaden Mickey recorded a career-high seven tackles in his first career start. Dylan Riley notched 123 yards on the ground, a record that would be broken in his next game against Air Force (171). Ty Benefield also registered a then-career-high nine tackles against the Eagles, but would also set a new mark with 11 tackles against Air Force.

OFFENSIVE ONSLAUGHT

Boise State finished with 637 total yards on Sept. 5 against Eastern Washington, the most yards the program has recorded in a game since notching 651 total yards against Georgia Southern in last year's season opener. The Blue and Orange finished with 309 yards in the air and 328 yards on the ground, marking the first time the Broncos have recorded over 300 yards in both categories since passing for 418 yards and rushing for 400 against Connecticut on Sept. 8, 2018.

HOME BODIES

Boise State's 51 points against Eastern Washington marked the 42nd time Boise State has scored 50+ points at home this century, marking the third-most among FBS teams during that span.



HE'S BACK

Sire Gaines earned his second career Mountain West weekly accolade on Sept. 8, earning the Old Trapper MW Freshman of the Week honor. The redshirt freshman running back totaled 98 yards on the ground (7.0 yards per carry) and a touchdown on 14 carries in the Broncos' victory over Eastern Washington. It is the second time the Perris, Calif., native has taken home the award, capturing the honors following his first career game against Georgia Southern last season. Gaines is the third Bronco to earn the award multiple times, joining quarterbacks Taylen Green (four-time honoree) and Maddux Madsen (two-time honoree).

THE STABLE HOLDS STRONG

Boise State had five different Broncos score a rushing touchdown against Eastern Washington on Sept. 5. Malik Sherrod, Sire Gaines, Maddux Madsen, Cameron Bates and Dylan Riley all found the end zone for the team, marking the first time Boise State has had five different single-game rushers since Sept. 28, 2013 in a contest against Southern Miss. In that game, Shane Williams-Rhodes, Geraldo Boldewijn, Jay Ajayi, Grant Hedrick and Charles Bertoli found the end zone from the ground against the Golden Eagles.

BIG PLAY BRONCOS, PART I

Dylan Riley ran for a career-long 77-yard touchdown against Eastern Washington, finishing with a then-career-high 123 yards on the ground. This was Boise State's fifth rushing score of 75+ yards in the last two seasons, the most in the FBS.

BIG PLAY BRONCOS, PART II

Boise State had 11 offensive plays of 20+ yards at Air Force, making the Broncos the only team in the country with multiple games gaining 20+ yards on at least 11 plays. Notre Dame (13) is the only team to record more than 11 offensive plays of 20+ yards, doing so against Arkansas. This also marks the first time since at least 2012 Boise State has achieved this feat multiple times in the same season. The Broncos notched 11 plays of 20+ yards against Eastern Washington in the Sept. 5 home opener. Boise State had 12 gains of 20+ yards against UConn on Sept. 8, 2018 and 11 plays of 20+ yards against Portland State (Sept. 14, 2019) and Hawai'i (Nov. 12, 2016).

FAST START, PART II

The Broncos took a 14-0 lead over Eastern Washington in just 4:59 of game time, with Malik Sherrod (20 yards) and Sire Gaines (8 yards) scoring rushing touchdowns. This was the first time since a game at Virginia on Sept. 25, 2015 that Boise State scored two touchdowns in the first five minutes of a game. Against the Cavaliers, Justin Taimatuia scored on a 21-yard interception return on the game's first play, then Jeremy McNichols scored on a 2-yard touchdown run. The last time Boise State scored two offensive touchdowns in the first five minutes was Nov. 14, 2009. Kellen Moore threw touchdown passes to Austin Pettis (4 yards) and Titus Young (25 yards) to spark a 63-25 win over Idaho.

EFFICIENCY FROM MADDUX

Maddux Madsen's career record as a starting quarterback is 16-3. Last season, he led the Mountain West in passing yards (3,018) and passing touchdowns (23). He also ranked second in the MW in passing efficiency (143.6). In MW games, Madsen recorded 12 touchdowns and one interception, making him the only player in the country with 12+ touchdowns and one interception in conference play.

ANCHORING THE TRENCHES

According to PFF, Kage Casey is the highest-graded left tackle with more than 250 offensive snaps (82.7). The redshirt junior also leads the position group in run blocking grade (85.0). He earned a PFF overall grade of 83.4 for the 2024 season, a number that ranked fourth among FBS left tackles who played over 700 snaps. He did not allow a sack all season and played a team-high 947 offensive snaps.

LIMITING TURNOVERS

Maddux Madsen has one interception this season, giving him the lowest interception ratio in program history (10 INTs in 664 attempts, .015). He is especially impressive on the road, entering the game with one interception in the last seven road games. Before his interception at Air Force, Madsen had attempted 240 consecutive passes without a pick, the longest streak in Boise State's FBS era and longest stretch in the Mountain West since 2012. Last season, Madsen had nine games with zero interceptions on 25+ attempts. Since 2019, the only other FBS quarterbacks to have that many such games in a single season ended up as NFL First Round picks – Bo Nix (11 in 2023), Drake Maye (nine in 2022) and Joe Burrow (nine in 2019). Madsen is one of 22 returning FBS quarterbacks who threw 23 or more touchdowns last season. Of that group, only James Madison's Alonza Barnett III threw fewer interceptions (4).

EXPLOSIVE PLAYS

GAME-BY-GAME TOTALS

20+ yard plays broken down by rushing/passing with TD plays in parentheses.

Opponent	Boise State			Opponents		
	Rush	Pass	Total	Rush	Pass	Total
at South Florida	0 (0)	3 (0)	3 (0)	2 (1)	5 (1)	7 (2)
Eastern Wash.	6 (3)	5 (1)	11 (4)	0 (0)	2 (0)	2 (0)
at Air Force	4 (3)	7 (1)	11 (4)	2 (0)	6 (0)	8 (0)
App State	2 (0)	5 (2)	7 (2)	1 (0)	0 (0)	1 (0)
at #21/21 Notre Dame						
TOTALS	12 (6)	20 (4)	32 (10)	5 (1)	13 (1)	18 (2)

20+ YARD PLAYS (Touchdowns in BOLD)

YDS	PLAY	OPPONENT
77	Dylan Riley run	Eastern Wash.
75	Dylan Riley catch from Maddux Madsen	at Air Force
60	Ben Ford catch from Maddux Madsen	Eastern Wash.
46	Chris Marshall catch from Maddux Madsen	Eastern Wash.
46	Sire Gaines run	Eastern Wash.
43	Dylan Riley run	at Air Force
40	Malik Sherrod run	at Air Force
37	Chris Marshall catch from Maddux Madsen	Eastern Wash.
34	Dylan Riley run	at Air Force
34	Latrell Caples catch from Maddux Madsen	App State
34	Dylan Riley run	Eastern Wash.
31	Cameron Bates catch from Maddux Madsen	at South Florida
31	Latrell Caples catch from Maddux Madsen	at Air Force
29	Quinton Brown catch from Maddux Madsen	App State
29	Chris Marshall catch from Maddux Madsen	Eastern Wash.
28	Sire Gaines run	App State
27	Dylan Riley run	at Air Force
26	Chris Marshall catch from Maddux Madsen	App State
24	Ben Ford catch from Maddux Madsen	at South Florida
24	Matt Wagner catch from Maddux Madsen	at Air Force
24	Latrell Caples catch from Maddux Madsen	at Air Force
24	Malik Sherrod catch from Maddux Madsen	at Air Force
22	Ben Ford catch from Maddux Madsen	at Air Force
22	Malik Sherrod run	App State
21	Sire Gaines run	Eastern Wash.
20	Cameron Bates run	Eastern Wash.
20	Malik Sherrod run	Eastern Wash.
20	Matt Lauter catch from Maddux Madsen	at South Florida
20	Chris Marshall catch from Maddux Madsen	Eastern Wash.
20	Matt Lauter catch from Maddux Madsen	at Air Force
20	Chris Marshall catch from Maddux Madsen	App State
20	Matt Lauter catch from Maddux Madsen	App State



BOISE STATE ON NBC

BRONCOS ALL-TIME ON NBC (0-0)

Date	Opponent	Location	W/L	Score
10/4/25	#21/21 Notre Dame	South Bend, Ind.		

BUILT FORD TOUGH

Redshirt senior wide receiver Ben Ford entered the season with four catches and 34 yards in his career but has broken out as one of Boise State's top targets. He had his best game as a Bronco against Eastern Washington, catching three passes for 82 yards. He scored his first career touchdowns against the Eagles, scoring on receptions of 60 and 6 yards. Ford added a score against App State, finishing the game with three receptions for 45 yards. The Eagle, Idaho native had four catches for 44 yards against South Florida and one catch for 22 yards against Air Force.

A LONG TIME COMING

Redshirt junior wide receiver Chris Marshall recorded his first career touchdown against USF. The Missouri City, Texas native notched the score in his 11th career game, and his fifth game as a member of the Blue and Orange. Marshall, who started his career in 2022 at Texas A&M, played in his first game since Oct. 25, 2025 at UNLV. He followed with a career-best 132 yards on four catches against Eastern Washington, recording a first down on every reception and finishing with 81 yards after catch. Marshall added three catches for 52 yards against App State. Marshall ranks third in the conference and 11th in the nation with 21.6 yards per reception this season.

WHAT A START

Jaden Mickey made quite a name for himself in his first career start. The redshirt junior cornerback forced and recovered a fumble on the first defensive drive against Eastern Washington on Sept. 5, becoming the first Bronco to force and recover the same fumble since Kekaula Kaniho did so against Hawai'i on Oct. 12, 2019. Mickey notched his first career tackle-for-loss in the contest and finished with a career-high seven tackles. He recorded a PFF overall defensive grade of 90.6 in the game, the third-best grade amongst all FBS defensive backs that played at least 30 snaps.

RIGHT WHERE HE LEFT OFF, PART I

Returning First Team All-Mountain West EDGE Jayden Virgin-Morgan was a force defensively against USF, recording a career-high eight tackles against the Bulls. The redshirt junior, who played 51 of the team's 56 snaps, finished with one TFL and one forced fumble. He added a sack against App State, and has recorded a TFL in 10 of his last 13 games. In 2024, Virgin-Morgan's 10 sacks were good for 14th in the country, while his 15.5 tackles for loss were 17th nationally.

RIGHT WHERE HE LEFT OFF, PART II

Senior defensive lineman Braxton Fely recorded a career-high two sacks against App State. The Orem, Utah native also set a career-high earlier in the season, recording seven tackles in the season opener against USF.

IMMEDIATE IMPACT

Redshirt freshman cornerback Trey Tolmaire made his collegiate debut against Eastern Washington and notched Boise State's first interception, returning it 21 yards. He joins Kyle Wilson as the only Broncos since 1996 to record an interception in their first career game. Wilson, an All-American and first round NFL Draft pick, intercepted Colt Brennan in the second quarter of No. 25 Boise State's 41-34 win over Hawai'i on Sept. 23, 2006.

AGAINST, THEN FOR

With his successful PAT against South Florida, Colton Boomer became the first player in Boise State's FBS era (since 1996) to score a point for the Broncos after scoring against them. On Sept. 7, 2023, he led UCF to a win over Boise State by going 4-for-4 on field goals, connecting from 50, 33 and 55 yards before booting the 40-yard game-winner in the 18-16 victory. Malik Sherrod became the second player to achieve this feat with his 20-yard touchdown rush on the opening drive against Eastern Washington. On Nov. 4, 2023, he scored on a 96-yard kickoff return and 52-yard rush to lead Fresno State to a 37-30 win over the Broncos.

LAUTER CONTINUES TO PRODUCE

Matt Lauter ended the 2024 season with 47 catches, a program record for Bronco tight ends, and ranked second in Boise State tight end single-season history with 619 receiving yards. Last season, he was one of two players to catch at least one pass in all 14 games. Through four games in 2025, the redshirt senior has 13 catches for 148 yards.

FAMILIAR WITH THE FIGHTING IRISH

Saturday's game will be played at a familiar venue for two members of Boise State. Defensive back Jaden Mickey (2022-24) and co-defensive coordinator/safeties coach Tyler Stockton (2009-13) both played for Notre Dame. Mickey totaled 23 tackles and a pick-six in his 28 games with the Fighting Irish. Stockton played on the Notre Dame defensive line, appearing in six games and recording one sack. In 2012, he was named Notre Dame Defensive Scout Team Player of the Year.



COACH D FOR COACH OF THE YEAR

In 2024, Spencer Danielson was named AFCA Region 5 Coach of the Year, Grant Teaff Coach of the Year and Mountain West Coach of the Year. He was a finalist for AFCA National Coach of the Year and semifinalist for George Munger Coach of the Year. He joined Chris Petersen as the only Bronco head coaches to earn the conference coach of the year honor in their first year at the helm.

IT'S NOT AN AGE THING

Boise State head coach Spencer Danielson is the sixth-youngest head coach in the country and youngest in the Mountain West.

YOUNGEST HEAD COACHES IN FBS

Rk	Age	Name	School
1.	34	Zach Kittley	Florida Atlantic
2.	35	Kenny Dillingham	Arizona State
3.	35	Scotty Walden	UTEP
4.	36	Tre Lamb	Tulsa
5.	36	GJ Kinne	Texas State
6.	36	SPENCER DANIELSON	BOISE STATE

RETAINING THE STAFF

Only 11 of 136 FBS programs retained their entire full-time coaching staff from 2024 to 2025. Boise State is one of the 11 and had the best 2024 record of any team to keep every full-time assistant coach on staff. The Broncos' only change was Dirk Koetter moving from offensive coordinator/quarterbacks coach to senior analyst. Tight ends coach Nate Potter was promoted to offensive coordinator and Zak Hill, who was Boise State's offensive coordinator from 2017-19, was hired as pass game coordinator/quarterbacks coach. Wide receivers coach Matt Miller added the title of co-offensive coordinator and offensive line coach Tim Keane takes on the responsibility of run game coordinator.

TEAMS RETURNING ALL FULL-TIME ASSISTANTS

School	2024 Record
Boise State*	12-2
Arizona State*	11-3
Georgia*	11-3
BYU	11-2
Navy	10-3
Ole Miss	10-3
Texas A&M	8-4
Liberty	8-4
Pittsburgh	7-6
Vanderbilt	7-6
Virginia	5-7

*Denotes 2024 CFP berth

PRESEASON ALL-AMERICANS

Offensive tackle Kage Casey and EDGE Jayden Virgin-Morgan garnered national recognition this summer, earning Preseason All-America honors. Casey was selected by four outlets: Walter Camp (first team), Athlon Sports (second team), ESPN (second team) and Phil Steele (fourth team) while Virgin-Morgan was tabbed fourth team by Athlon Sports. Additionally, both players were included on ESPN's list of Top 100 College Football Players. Virgin-Morgan checked in at No. 48 and Casey was ranked No. 63

WINNING WAYS

Boise State has the nation's highest winning percentage at the FBS level, posting a .767 mark (287-87) since moving up in 1996. That beats out second place Ohio State (.755), third place Alabama (.740), fourth place Michigan (.732) and fifth place Notre Dame (.725). The Broncos are the second-winningest football program by percentage in the country since 2000 (.807, 264-63), trailing only Ohio State (.836; 265-52). Since 2000, Boise State has registered more wins (264) than any other western team by over 20 victories, with Oregon (242), USC (213), Utah (209) and BYU (207) following.

SITUATIONALLY SPEAKING

Situation	Under	
	2025	Coach D
Overall	3-1	18-4
Mountain West	1-0	10-0
Non-Conference	2-1	7-3
Current Streak	W3	W3
Playing at home	2-0	10-0
Current Home Streak	W2	W10
Playing on the road	1-1	8-2
Current Road Streak	W1	W1
Playing on a neutral field	0-0	0-2
Playing at night	1-0	7-1
Playing during the day	2-1	9-3
BSU scores on first possession	2-0	11-3
Opponent scores on first possession	1-0	6-1
BSU scores first	2-1	14-3
Opponent scores first	1-0	4-1
BSU leads after 1st quarter	3-1	13-1
Opponent leads after 1st quarter	0-0	3-3
Tied after 1st quarter	0-0	2-0
BSU leads at halftime	3-0	15-2
Opponent leads at halftime	0-1	0-2
Tied at halftime	0-0	3-0
BSU leads after 3rd quarter	3-0	16-0
Opponent leads after 3rd quarter	0-1	1-4
Tied after 3rd quarter	0-0	1-0
Games goes to overtime	0-0	0-0
BSU has more total yards	3-1	17-3
Opponent has more total yards	0-0	1-1
BSU has more rushing yards	3-1	15-2
Opponent has more rushing yards	0-0	3-2
Teams have even rushing yards	0-0	0-0
BSU has more passing yards	3-1	9-2
Opponent has more passing yards	0-0	9-2
BSU has more turnovers	0-1	3-3
Opponent has more turnovers	2-0	8-1
Teams have equal turnovers	1-0	7-0
BSU has more penalties	2-1	5-2
Opponent has more penalties	1-0	13-2
Teams have equal penalties	0-0	0-0
BSU has more time of possession	1-1	11-4
Opponent has more time of possession	1-0	6-0
Teams have equal time of possession	1-0	1-0
BSU has 100-yard rusher	2-0	17-3
Opponent has 100-yard rusher	2-0	7-3
BSU scores at least 20 points	3-0	17-2
Opponent scores at least 20 points	1-1	9-4
BSU throws for 300 yards	3-0	5-1
Opponent throws for 300 yards	0-0	4-0
Playing on natural grass	0-1	0-2
Playing on artificial surface	3-0	18-2
BSU defense scores	1-0	3-0
Opponent defense scores	0-0	0-0
BSU returns KO/Punt for touchdown	0-0	1-0
Opponent returns KO/Punt for touchdown	0-0	0-1
On ABC	0-0	0-1
On CBS Sports Network	1-0	6-0
On ESPN	0-1	0-2
On ESPNU	0-0	1-0
On FOX	0-0	4-0
On FS1	2-0	6-0
On FS2	0-0	1-0
On NBC/Peacock	0-0	0-1



TOP 25 BRONCOS

BRONCOS RANKING IN THE FBS TOP 25

Rushing Yards Per Carry

Player	Avg.	FBS Rank	MW Rank
Dylan Riley	7.50	8	2

Solo Tackles Per Game

Player	Avg.	FBS Rank	MW Rank
Ty Benefield	5.50	9	2

Yards Per Reception

Player	Avg.	FBS Rank	MW Rank
Chris Marshall	21.60	11	3

Fumbles Recovered

Player	FR	FBS Rank	MW Rank
Jaden Mickey	1	13	1
Mana Tuioti	1	13	1

Passing Yards Per Completion

Player	Avg.	FBS Rank	MW Rank
Maddux Madsen	14.29	13	1

Total Offense Per Game

Player	Avg.	FBS Rank	MW Rank
Maddux Madsen	295.3	18	2

Sacks Per Game

Player	Avg.	FBS Rank	MW Rank
Braxton Fely	0.88	20	2

Total Touchdowns

Player	TDs	FBS Rank	MW Rank
Dylan Riley	6	21	1

Rushing Touchdowns

Player	TDs	FBS Rank	MW Rank
Dylan Riley	5	23	2

THIS IS BECOMING A HABIT

The Broncos finished at No. 8 in the final iteration of the 2024 Associated Press rankings. Having been ranked for 13 consecutive weeks, the 2024 season marked the ninth time the Broncos have been in the AP Top 25 poll for six consecutive weeks or more. Since 2000, Boise State has been ranked for at least nine consecutive weeks on eight separate occasions: 2004, 2006, 2008, 2009, 2010, 2011, 2016 and 2019.

MOST IN THE MOUNTAIN WEST. PART I

Across multiple platforms, Boise State boasts the most Preseason All-Mountain West selections. The official conference preseason team includes 10 Broncos, the most during the program's time in the Mountain West, which began in 2011. Maddux Madsen highlighted the group as the Preseason Offensive Player of the Year, the fourth Boise State player to obtain the honor. The Broncos placed a league-high 18 players on the Phil Steele Preseason All-MW teams, including a conference-leading 13 first team selections. The Athlon Sports Preseason All-MW team featured 21 total Broncos, including 10 on the first team, with Boise State once again leading the league in both categories.

PRESEASON ALL-MOUNTAIN WEST SELECTIONS BY OUTLET

Team	MW	Athlon Sports	Phil Steele	Total
BOISE STATE	10	21	18	49
San Jose State	3	15	14	32
San Diego State	3	15	11	29
Colorado State	0	13	10	23
Hawai'i	2	12	9	23
Air Force	1	10	10	21
Fresno State	1	8	10	19
New Mexico	2	10	7	19
UNLV	2	11	6	19
Nevada	1	9	8	18
Wyoming	2	8	8	18
Utah State	1	8	5	14

BRINGING BACK TALENT. PART I

Of the 56 players to earn All-Mountain West first or second team honors in 2024, only 11 return to their respective programs in 2025. Boise State returns a conference-high five All-MW selections, including four of the six returners from the first team. Kage Casey, Matt Lauter, Marco Notarainni and Jayden Virgin-Morgan look to build on their impressive 2024 campaigns, as does second team selection Braxton Fely. The Broncos are one of three teams to bring back multiple All-MW players, with San Diego State and Wyoming returning two players each.

2024 ALL-MOUNTAIN WEST RETURNERS BY SCHOOL

Team	Total	1st Team	2nd Team
BOISE STATE	5	4 (OL Kage Casey, TE Matt Lauter, LB Marco Notarainni, DL Jayden Virgin-Morgan)	1 (DL Braxton Fely)
San Diego State	2	1 (DL Trey White)	1 (PK Gabe Plascencia)
Wyoming	2	0	2 (TE John Michael Gyllenborg, OL Jack Walsh)
San Jose State	1	1 (LB Jordan Pollard)	0
UNLV	1	0	1 (RB Jai'Den Thomas)
All other MW teams	0	0	0

BRINGING BACK TALENT. PART II

Boise State returns 14 starters from the 2024 team, tied for the fifth-most in the country. The Broncos boast the second-best 2024 record among teams returning 14 or more players. The same 14 players started the Fiesta Bowl, making Boise State one of 13 teams in the country returning at least 14 starters from its bowl game.

AT THE PEAK

For the 18th consecutive season, Boise State was selected to win its conference or division in the preseason poll. This includes all 15 years as a member of the Mountain West, where the Broncos own a 90-17 record. Boise State will look to win the MW for the third-straight season, which would be its first time doing so in the MW and first time since winning the WAC from 2008-10. The only team to win the MW three-straight seasons is TCU, which did so from 2009-11.



MOST IN THE MOUNTAIN WEST. PART II

Boise State has won six conference championships in the Mountain West, the most by a current member of the league, and surpassing the four claimed by BYU, TCU and Utah for the most in conference history.

KEPT THE STREAK ALIVE

Boise State's win in the 2024 Mountain West Championship Game meant the Broncos' 2027 senior class will be the 26th straight class at Boise State to win a conference championship. Of the previous 24 straight classes leaving with rings, 19 left with multiple championships, including 11 with three-or-more. The last Boise State senior class to not win a conference championship was the class of 1998, a group which led Boise State from I-AA to I-A (now FBS). The streak of 26-straight classes is the longest active streak in the country, and the third-longest in NCAA history. BYU (30; 1975-2004) and Nebraska (28; 1975-2002) boast the longest streaks in NCAA history. Oklahoma's streak of 24 ended in 2024.

CHAMPIONSHIP CENTRAL

The Broncos currently have 16 league titles since 1996, when they joined the FBS, the most in the country during that time. Oklahoma (14), Ohio State (13), Florida State (12), and Alabama (10) are the only other schools in the country to win double-digit conference titles during that span. The Broncos have won 36 conference championships all-time, including six in the Mountain West, eight in the WAC, two in the Big West and six in the Big Sky. The remaining 14 came while members of the Intermountain Collegiate Athletic Conference.

OVER A QUARTER CENTURY OF SUCCESS

For the past 27 years, Boise State has been synonymous with success. The Broncos currently hold the nation's longest current streak of consecutive winning seasons at 27 after securing their eighth win against Nevada on Nov. 9. Not just the nation's longest active streak, it is also the fourth-longest streak in college football since 1950.

MOST CONSECUTIVE WINNING SEASONS

No.	School	Years
41	Florida State	1977-2017
40	Nebraska	1962-2001
28	Oklahoma	1966-93
27	BOISE STATE	1998-present
26	Alabama	1958-83
25	Florida	1988-2012
25	Virginia Tech	1993-2017

ACTIVE CONSECUTIVE WINNING SEASONS

No.	School
27	BOISE STATE
18	Alabama
14	Clemson
14	Georgia
13	Ohio State
12	Iowa

DOUBLE-DIGIT WINS

With its 12-2 record in 2024, Boise State secured its 19th 10-win season since 1996, tied for second-most in the FBS. The Broncos are tied with Alabama and Oklahoma and trail only Ohio State (22). Georgia trails with 18, followed by Oregon (15), LSU (14) and Michigan (14). Air Force (7) is the next-closest Mountain West team.

MOST 10-WIN SEASONS SINCE 1996

Team	No.	Last
Ohio State	22	2024
Boise State	19	2024
Alabama	19	2023
Oklahoma	19	2023
Georgia	18	2024
Oregon	15	2024
LSU	14	2023
Michigan	14	2023
Clemson	13	2024
TCU	13	2022
Virginia Tech	13	2016

FAMILY TRADITION

The Broncos have won 36 conference championships in its program history, the seventh-most conference titles won by any current FBS team. Boise State trails Oklahoma (50), Nebraska (46), Michigan (44), Ohio State (39) and USC (37).

PRESEASON ALL-MW PICKS

Preseason All-Mountain West

- QB Maddux Madsen (Offensive Player of the Year)
- WR Latrell Caples
- TE Matt Lauter
- OL Kage Casey
- OL Mason Randolph
- DL Braxton Fely
- DL Jayden Virgin-Morgan
- LB Marco Notarainni
- DB A'Marion McCoy
- DB Ty Benefield

PHIL STEELE PRESEASON ALL-MW

First Team

- QB Maddux Madsen
- RB Sire Gaines
- WR Latrell Caples
- TE Matt Lauter
- C Mason Randolph
- OG Roger Carreon
- OT Kage Casey
- DT Braxton Fely
- DE Jayden Virgin-Morgan
- LB Marco Notarainni
- CB A'Marion McCoy
- S Ty Benefield
- LS Mason Hutton

Second Team

- OT Hall Schmidt

Third Team

- WR Chris Marshall
- CB Jeremiah Earby
- P Oscar Doyle
- KR Dylan Riley

ATHLON SPORTS PRESEASON ALL-MW

First Team

- QB Maddux Madsen
- AP Sire Gaines
- WR Latrell Caples
- TE Matt Lauter
- OL Kage Casey
- DL Jayden Virgin-Morgan
- DL Braxton Fely
- LB Marco Notarainni
- CB A'Marion McCoy
- S Ty Benefield

Second Team

- AP Malik Sherrod
- OL Mason Randolph
- OL Roger Carreon
- CB Jeremiah Earby
- KR Dylan Riley

Third Team

- S Zion Washington

Fourth Team

- WR Chris Marshall
- OL Hall Schmidt
- DL Dion Washington
- CB Davon Banks
- P Oscar Doyle



RECORD BOOK UPDATES

CAREER PASSING YARDS

	Yds	Player	Years
1.	14,667	Kellen Moore	2008-11
2.	13,581	Brett Rypien	2015-18
3.	9,819	Ryan Dinwiddie	2000-03
4.	9,107	Tony Hilde	1993-96
5.	9,030	Bart Hendricks	1997-2000
6.	8,256	Jared Zabransky	2003-06
7.	6,605	Hank Bachmeier	2019-22
8.	5,656	Grant Hedrick	2011-14
9.	5,508	Jim McMillan	1971-74
10.	5,381	Maddux Madsen	2022-Pres.

CAREER PASSING TOUCHDOWNS

	TDs	Player	Years
1.	142	Kellen Moore	2008-11
2.	90	Brett Rypien	2015-18
3.	82	Ryan Dinwiddie	2000-03
4.	78	Bart Hendricks	1997-2000
5.	70	Tony Hilde	1993-96
6.	58	Jim McMillan	1971-74
	58	Jared Zabransky	2003-06
8.	41	Hank Bachmeier	2019-22
	41	Maddux Madsen	2022-Pres.
10.	39	Grant Hedrick	2011-14

CAREER COMPLETIONS

	Cmp.	Player	Years
1.	1,157	Kellen Moore	2008-11
2.	1,036	Brett Rypien	2015-18
3.	650	Bart Hendricks	1997-2000
4.	629	Tony Hilde	1993-96
5.	622	Ryan Dinwiddie	2000-03
6.	610	Jared Zabransky	2003-06
7.	536	Hank Bachmeier	2019-22
8.	475	Grant Hedrick	2011-14
9.	439	Joe Southwick	2010-13
10.	410	Maddux Madsen	2022-Pres.

CAREER COMPLETION PERCENTAGE

(min. 200 attempts)

	Pct.	Player	Cmp.	Att.	Years
1.	.702	Grant Hedrick	475	677	2011-14
2.	.698	Kellen Moore	1,157	1,658	2008-11
3.	.694	Joe Southwick	439	633	2010-13
4.	.679	Taylor Tharp	321	473	2004-07
5.	.640	Brett Rypien	1,036	1,618	2015-18
6.	.636	Joe Aliotti	278	437	1979-80
7.	.627	Ryan Dinwiddie	622	992	2000-03
8.	.622	Jared Zabransky	610	980	2003-06
9.	.617	Maddux Madsen	410	664	2022-Pres.
10.	.616	Hank Bachmeier	536	870	2019-22

CAREER 200-YARD PASSING GAMES

	No.	Player	Years
1.	46	Kellen Moore	2008-11
2.	40	Brett Rypien	2015-18
3.	28	Bart Hendricks	1997-2000
4.	26	Tony Hilde	1993-96
5.	24	Ryan Dinwiddie	2000-03
6.	21	Jared Zabransky	2003-06
	21	Hank Bachmeier	2019-22
8.	15	Grant Hedrick	2011-14
9.	13	Jim McMillan	1971-74
	13	Maddux Madsen	2022-Pres.

CAREER LOWEST INTERCEPTION RATIO

(min. 300 attempts)

	Pct.	Player	INT	Att.	Years
1.	.015	Maddux Madsen	10	664	2022-Pres.
2.	.017	Kellen Moore	28	1,658	2008-11
3.	.018	Brett Rypien	29	1,618	2015-18
4.	.021	Ryan Dinwiddie	21	992	2000-03
5.	.022	Hank Bachmeier	19	870	2019-22

BIG WINS

Boise State's win over UNLV gave the Broncos back-to-back MW titles for the first time in its program history. The last time the Broncos won back-to-back conference titles was 2008-10, when they were members of the WAC.

BACK-TO-BACK

Six of Boise State's 12 wins in 2024 came by 20+ points, with only Ohio State (10), Oregon (8), Indiana (7), Miami [FL] (7), Ole Miss (7) and SMU (7) recording more. The Broncos had three wins by over 30 points. Boise State averaged 14.7 more points per game than its opponents, the 12th-best scoring margin in the FBS.

BLUE TURF ADVANTAGE

After the win over App State, the Broncos have an .89937 winning percentage on The Blue (143-16) since 2000. That marks the third-best home winning percentage of any team in the nation, trailing Oklahoma (.904, 142-15) and Ohio State (.89940, 152-17). Since 1986, when the non-green turf was first installed, the Broncos have compiled a 214-45 (.826) record on The Blue.

SELLOUTS AT ALBERTSONS

Bronco Nation is as dedicated as any fan base and the ticket sales show it. Albertsons Stadium has sold out for both of Boise State's home contests this season, marking Boise State's 10th consecutive sellout. The streak has extended to 11 with the announced sellout of the Oct. 11 game against New Mexico. The Broncos sold out all seven games in 2024, finishing the season with a total attendance of 259,801 and an average of 37,114, both of which are program records for a single season. The program record for most consecutive sellouts is 19, set from 2006-09.

THE GREATEST SHOW ON BLUE TURF

The Boise State offense has been a major contributor to the team's 14-game winning streak on The Blue. The Broncos average 41.3 points and 483.7 yards per home game over that span. Boise State has converted 98 of its 176 third-down attempts over that period.

BRONCO NATION MAKES AN IMPACT

Since 2018 (and excluding 2020), Bronco Nation has forced opponents to false start 117 times on The Blue. This is over 20 false starts more than the next-closest team (NC State, 93). Boise State averages 2.79 false starts forced per home game, easily the most in the FBS.

GROUND GAME

Boise State enters Saturday's contest holding the second-longest active streaks for games with 100+ rushing yards by an FBS team. The Broncos have done so in 42 straight contests.

DEPTH IN THE TRENCHES

Boise State's offensive line returns 11 players with experience, including nine who started at one point last season. Of the nine, seven started multiple games, including Kage Casey, who has made 28 consecutive starts at left tackle. All five positions return multiple players with experience and three players (Kyle Cox, Tyler Keinath and Carson Rasmussen) played two positions last year.

BOISE STATE OFFENSIVE LINE RETURNING PRODUCTION FROM 2024

Player	GP	GS	Snaps	Pos.
Kage Casey	14	14	1,030	LT
Hall Schmidt	12	12	772	RT
Zach Holmes	13	8	641	C
Tyler Keinath	10	8	526	LG, RG
Roger Carreon	6	6	341	RG
Daylon Metoyer	6	2	255	RT
Jake Steele	9	0	238	RG
Mason Randolph	4	3	223	C
Kyle Cox	13	1	180	LT, RT
Jason Steele	6	3	158	C
Carson Rasmussen	13	0	140	LG, RG

Snap counts include offense and special teams



PUTTING OUR HOOF DOWN

In 2024, Boise State allowed 1.07 sacks per game, 12th-fewest in the nation. This was also the team's third-best single-season mark since 2012. It trailed the 2022 mark of 1.00 sacks allowed per game while the 2012 Broncos allowed only 0.77 sacks per game. So far this season, Boise State has allowed three sacks, tied for the ninth-fewest in the nation.

SACKS ALLOWED

Season	National	Mountain West	Stat
2012	6th	2nd	0.77
2022	10th	2nd	1.00
2023	13th	2nd	1.14
2024	12th	3rd	1.07
2025	14th	1st	0.75

ALL-AMERICAN ANCHOR

Kage Casey earned second team All-America honors from The Athletic and Walter Camp while garnering honorable mention All-America from Sports Illustrated. He joins an elite list of Boise State offensive linemen to be recognized as All-Americans, including consensus picks Ryan Clady (2007) and current offensive coordinator Nate Potter (2011).

LOCKDOWN CORNER

According to PFF, A'Marion McCoy led the nation with 19 forced incompletions in 2024. He tied for second in the FBS with 11 passes broken up. McCoy was targeted 101 times, allowing just 51 completions and notching a team-high 83.6 PFF coverage grade. He limited opposing quarterbacks to a completion percentage of 50.0 or less in seven games, including a 30.0 percent completion rate (3/10) in the 2024 Mountain West Championship. McCoy's pick-six against San Diego State was Boise State's first since 2022. He is on the Thorpe Award Watch List for the second straight season.

JABRIL 30 UNDER 30

EDGE coach Jabril Frazier was one of 30 coaches across the country named to the 247Sports 30Under30 coaching list. Frazier is the third Bronco in program history to earn the distinction, joining current wide receivers coach Matt Miller (2020) and current head coach Spencer Danielson, who earned the honor in 2018 when he served as the outside linebackers coach.

ETCHED IN INK

Before the 2024 season, running back Ashton Jeanty and center Mason Randolph made a friendly wager. If Jeanty didn't run for 2,000 yards, he would have to cut off his dreadlocks. If he reached the 2K mark, Randolph would get a tattoo. Jeanty passed the 2,000-yard mark in a win over Wyoming on Nov. 23, one week before Randolph returned from what was thought to be a season-ending bicep injury. When Jeanty returned for Pro Day, he and Randolph went to Chariot Tattoo in Boise to make good on the bet. Randolph's thigh now displays Jeanty's total of 2,601 yards, as well as the Heisman Trophy runner-up's signature.

RUN. THE. BALL.

Including 2024, Boise State has registered 14 performances of 1,000 rushing yards or more over the past 16 years, a mark that ranks tied for the national lead with Wisconsin and Oregon.

MOST 1,000-YARD RUSHING PERFORMANCES IN LAST 16 YEARS

Rank	No.	Team
1.	14	Boise State
	14	Oregon
	14	Wisconsin
4.	13	Auburn
	13	Ohio State
6.	12	Oklahoma
	12	San Diego State
	12	Washington
9.	11	Alabama
	11	Nevada
	11	Northern Illinois

RECORD BOOK UPDATES

CAREER 300-YARD PASSING GAMES

No.	Player	Years
1.	21 Brett Rypien	2015-18
2.	16 Kellen Moore	2008-11
3.	15 Ryan Dinwiddie	2000-03
4.	10 Bart Hendricks	1997-03
5.	8 Jim McMillan	1971-74
6.	7 Grant Hedrick	2011-14
7.	6 Tony Hilde	1993-96
8.	4 Jared Zabransky	2003-06
	4 Joe Southwick	2010-13
4	Maddux Madsen	2022-Pres.

CAREER TOTAL OFFENSE

Yds	Player	Years
1. 14,534	Kellen Moore	2008-11
2. 13,484	Brett Rypien	2015-18
3. 10,138	Tony Hilde	1993-96
4. 10,039	Bart Hendricks	1997-2000
5. 9,984	Ryan Dinwiddie	2000-03
6. 9,119	Jared Zabransky	2003-06
7. 6,627	Grant Hedrick	2011-14
8. 6,622	Hank Bachmeier	2019-22
9. 6,115	Jim McMillan	1971-74
10. 5,775	Maddux Madsen	2022-Pres.

CAREER TOTAL OFFENSE PER GAME

(min. 20 games played)

Avg.	Player	GP	Yds	Years
1. 274.2	Kellen Moore	53	14,534	2008-11
2. 269.7	Brett Rypien	50	13,484	2015-18
3. 247.3	Tony Hilde	41	10,138	1993-96
4. 236.3	Ryan Dinwiddie	42	9,924	2000-03
5. 228.3	Hank Bachmeier	29	6,622	2019-22
6. 206.25	Maddux Madsen	28	5,775	2022-Pres.
7. 190.0	Jared Zabransky	48	9,119	2003-06
8. 172.1	Taylen Green	28	4,820	2021-23
9. 154.1	Grant Hedrick	43	6,627	2011-14
10. 136.8	Joe Southwick	37	5,063	2010-13

CAREER TOTAL OFFENSE PER PLAY

(min. 200 plays)

Avg.	Player	Plays	Yds	Years
1. 8.40	Ryan Dinwiddie	1,189	9,984	2000-03
2. 8.26	Kellen Moore	1,759	14,534	2008-11
3. 7.48	Maddux Madsen	772	5,775	2022-Pres.
4. 7.45	Taylen Green	647	4,820	2021-23
5. 7.38	Brett Rypien	1,828	13,484	2015-18
6. 7.15	Grant Hedrick	927	6,627	2011-14
7. 6.92	Taylor Tharp	543	3,756	2003-07
8. 6.87	Joe Southwick	737	5,063	2009-13
9. 6.85	Jared Zabransky	1,331	9,119	2003-06
10. 6.74	B.J. Rhode	278	1,874	1999-2002

CAREER PASS EFFICIENCY

(min. 200 attempts)

Eff.	Player	Years
1. 168.98	Kellen Moore	2008-11
2. 168.89	Ryan Dinwiddie	2000-03
3. 153.74	Grant Hedrick	2011-14
4. 152.83	Jim McMillan	1971-74
5. 149.31	Brett Rypien	2015-18
6. 147.43	Joe Aliotti	1979-80
7. 147.18	Maddux Madsen	2022-Pres.
8. 145.93	Joe Southwick	2010-13
9. 145.62	Taylor Tharp	2004-07
10. 144.99	Jared Zabransky	2003-06



2025 NATIONAL ACCOLADES

Marco Notarainni

- William V. Campbell Trophy Semifinalist

Malik Sherrod

- Paul Hornung Award Honor Roll (Sept. 23)

2024 NATIONAL ACCOLADES

Ty Benefield

- Cornish Trophy Finalist

Latrell Caples

- Earl Campbell Tyler Rose National Player of the Week Honorable Mention (Nov. 5)

Kage Casey

- The Athletic Second Team All-America
- Walter Camp Second Team All-America
- Phil Steele Fourth Team All-America
- Sports Illustrated Honorable Mention All-America

Spencer Danielson

- AFC Region 5 Coach of the Year
- Grant Teaff Coach of the Year
- Bear Bryant Coach of the Year Finalist
- George Munger Coach of the Year Semifinalist

Maddux Madsen

- Davey O'Brien Award Quarterback Class of 2024
- Davey O'Brien Award Great 8
- Manning Award Star of the Week

PUT THE BALL DOWN

Boise State's run game was one of the best in the country when facing ranked opponents in 2024. The Broncos were one of seven teams to average over 180 rushing yards per game against AP-ranked opponents (minimum three games). Boise State averages 182.3 rushing yards per game when playing ranked opponents, averaging 4.9 yards per carry.

IN TOTALITY

Boise State has generated over 500 yards of offense 10 times since the start of the 2022 season, including in two of its last three games. The Broncos recorded 637 yards of total offense against Eastern Washington on Sept. 5 and 592 yards against Air Force on Sept. 20.

BALANCED ATTACK

Boise State has both passed and rushed for at least 90 yards in 42 consecutive games, the longest active streak in the country. The streak, which is also a Mountain West record, began on Sept. 30, 2022, when the Broncos ran for 316 yards and passed for 134 in a 35-13 win against San Diego State.

SACK IT TO ME

Since 2010, the Broncos have registered 540 sacks, a mark that is sixth in the FBS and the highest of any Group of 5 program.

	Total	Team	2025	'24	'23	'22	'21	'20	'19	'18	'17	'16	'15	'14	'13	'12	'11	'10
1.	624	Clemson	10	35	32	44	42	46	46	54	46	49	48	45	38	34	24	31
2.	568	Alabama	5	25	39	38	57	35	32	45	40	54	53	31	22	35	30	27
3.	565	Pittsburgh	14	41	31	48	54	46	51	32	23	43	37	19	25	24	43	34
4.	555	Ohio State	13	53	28	34	37	21	54	41	45	28	38	45	42	30	23	23
	555	Penn State	9	44	49	43	27	22	45	47	42	40	46	31	28	34	31	17
6.	540	BOISE STATE	11	55	36	30	28	18	40	39	34	29	33	47	30	38	24	48
7.	522	Virginia Tech	13	37	39	23	25	36	38	24	32	32	26	48	39	35	41	34
8.	520	Texas A&M	14	25	42	19	39	28	29	37	43	39	37	36	21	31	51	29
9.	514	Florida State	10	27	46	40	33	10	32	28	29	51	32	17	35	36	40	48
10.	503	Miami (Fla.)	10	36	35	37	33	30	46	40	44	37	26	27	29	13	23	37

BLOCK PARTY

Boise State extended a longstanding streak on Sept. 21, 2024 when the Broncos hosted Portland State. With the first of their three blocked kicks, Boise State made 2024 the 26th consecutive year the Broncos have blocked a kick. Boise State blocked three kicks - two field goals and a punt - to mark the first time the team blocked three kicks in a game since 2020 against Colorado State.

BOISE STATE WON'T BE BLANKED

The Broncos enter game five riding a streak of 357 games without being shut out. This is the eighth-longest streak in FBS history and it ranks sixth among active streaks. In that time frame, Boise State has compiled a 283-74 (.793) record. Additionally, the Broncos have scored in the first quarter 290 times (81.2%), scored in the first half 347 times (97.2%), recorded multiple scores 352 times (98.6%) and scored by the end of the third quarter 354 times (99.2%).

CONSECUTIVE GAMES WITHOUT BEING SHUT OUT

Rank	No.	Team	Years
1.	466	Florida	1988-present
2.	411	TCU	1991-present
3.	391	Georgia	1995-present
4.	388	Virginia Tech	1995-present
5.	368	Nebraska	1996-present
6.	365	Michigan	1984-2014
7.	361	BYU	1975-2003
8.	357	BOISE STATE	1997-present

WINNING WHEN IT COUNTS

Boise State has made 46 postseason appearances since the program began in 1933. The Broncos are 26-20 (.565) in those games, including a 23-16 (.590) mark as a four-year institution and a 13-9 (.591) mark since 1996, when the Broncos were elevated to the FBS.

MAYBE IT'S THE COACH D EFFECT

Spencer Danielson was named interim head coach on Nov. 12, 2023. Since then, the Broncos are 82-of-96 on red zone opportunities, scoring 66 touchdowns and connecting on 16 field goals.



CONVERTING WHEN IT COUNTS

Boise State finished 2024 with the nation's fourth-best conversion percentage of combined 3rd and 4th downs, successfully converting 106-of-206 attempts (51.5%). Since Spencer Danielson took over in 2023, the Broncos are 164-for-329 (49.8%) on combined 3rd and 4th downs. Last year, the Broncos ranked fifth in the nation in 3rd down conversion percentage at .495 (91-for-184). The success rate jumped to a .583 mark (28-for-48) when attempting to convert in the fourth quarter. Since 2012, only once (2022) has Boise State finished the season outside of the top 50 in 3rd downs, totaling six finishes in the top 20. The .495 success rate Boise State experienced in 2024 is the highest since 2018, when Broncos had a .525 conversion rate.

THE MAGIC NUMBER IS 35

Boise State is unbeaten in its last 83 games when scoring 35 or more points. The Broncos' last loss when scoring 35+ was to No. 24 TCU on Nov. 12, 2011.

YOU CAN'T STOP THIS STAMPEDE

Boise State has produced one of the most prolific and powerful offenses since 2000. Since the turn of the century, the Broncos have averaged 37.960 points per game, a mark that ranks second in the nation behind Oklahoma (38.164).

LIKE A G5

Boise State is tied for fifth in total number of bowl appearances among Group of Five teams despite only playing at the Division I-A/FBS level since 1996.

INTERNATIONAL BRONCOS

Boise State's 2025 roster includes representation from six countries, the same total as the 2024 campaign. In addition to 101 players from the United States, the Broncos have players from Australia (Oscar Doyle, Alma Taleni), Canada (Bol Bol), Germany (Max Stege), England (Bethel Imasuen), Ireland (Lopez Sanusi) and The Netherlands (Arthur de Boachie). Additionally, Ty Benefield was born in Vancouver, Canada, while his father, Daved, played for the CFL's Saskatchewan Roughriders. Another Bronco, Marco Notaraini, is a dual citizen of the United States and Argentina.

PANCAKE BLOCK DONATIONS

All-American left tackle Kage Casey and his wife, Kiersten, a former Boise State volleyball player, are teaming up to support the community this season. The Caseys will donate \$300 to the Boise Rescue Mission for each of Kage's pancake blocks. Boise Rescue Mission provides homeless services to people in Boise and surrounding areas from six unique locations in Ada and Canyon counties.

BRONCO LEGEND LEADS NEW ORLEANS

Boise State legend Kellen Moore continues to make Bronco history. After guiding the Philadelphia Eagles to a Super Bowl LIX victory as offensive coordinator, Moore was hired as head coach of the New Orleans Saints, making him the first Boise State product to be an NFL head coach. Moore, who served as offensive coordinator for the Eagles, Chargers and Cowboys, led the Broncos to a 50-3 record during his four-year career, making him the winningest quarterback in FBS history. He was a 2010 Heisman Trophy finalist, two-time Quarterback of the Year and seven-time All-American. The College Football Hall of Fame candidate remains the program's career record-holder and ranks in the FBS top 15 in passing yards (14,667), touchdowns (142) and efficiency (168.98).

TELLING OUR STORY

This summer, Boise State Athletics partnered with Ford to create Bronco Studios, which features Bronco Studios Live hosted by award-winning sports anchor Jay Tust. The show airs at 4 p.m. MT on Mondays, Wednesdays and Fridays. It streams live on YouTube (@BroncoSports) and is available on-demand at BroncoSports.com. Tust and his guests give fans an inside look at all things Boise State. Also published weekly on BroncoSports.com are two "B:1 Features," one of which focuses on a member of the Boise State football program.

SEND THEM TO THE HALL

In early June, former head coach Chris Petersen (2006-13) joined quarterback Kellen Moore on the 2026 College Football Hall of Fame ballot. Petersen, the winningest coach in Boise State history, compiled a 92-12 (88.5) mark at the helm of the program. He twice led the Broncos to undefeated seasons (2006 & 2009) and won five conference titles during his tenure. Boise State won two Fiesta Bowls under his leadership, becoming the first coach at a non-AQ program to win two BCS games, and led the Broncos to five top 10 finishes during his career.

FUTURE OPPONENTS

2026		2030	
Sept. 5	at Oregon	Aug. 31	at Memphis
Sept. 12	Memphis	Sept. 14	Houston
Sept. 19	South Dakota		
Sept. 26	at Western Michigan	2031	
		Aug. 30	at Houston
		Sept. 13	Memphis
2027		2032	
Sept. 4	at App State		
Sept. 11	South Florida	Sept. 4	at Rice
Sept. 18	at Marshall		
2028		2035	
Sept. 2	at Cincinnati	Sept. 8	Rice
Sept. 16	Georgia Southern		
2029			
Sept. 1	Cincinnati		
Sept. 15	at Washington		
Sept. 22	Western Michigan		

BRONCOS TO THE PAC-12

Boise State University has accepted a formal invitation and been unanimously approved by the conference Board of Directors to join the Pac-12 Conference, the University and conference announced on Sept. 12, 2024. The Broncos will join the Pac-12 Conference effective July 1, 2026. Boise State will be joined in the conference by incumbent members Oregon State and Washington State, as well as Colorado State, Fresno State Gonzaga, San Diego State, Texas State and Utah State. Competition will begin for all conference sports in the 2026-27 academic year.

ONCE A BRONCO...

Entering the 2025 season, the Boise State coaching staff boasts 86 years of experience with the Broncos (24 as players, 62 as staff). A complete breakdown can be found below:

Coach	S/A Years	Staff Years	Total
Erik Chinander	-	2	2
Stacy Collins	-	3	3
Spencer Danielson	-	8	8
Matt Fleisacker	-	1	1
Jabril Frazier	5	5	10
George Hicks	-	-	0
Zak Hill	-	4	4
Tim Keane	-	4	4
DJ Killings	-	1	1
Dirk Koetter	-	5	5
Frank Maile	-	2	2
Danny McDonald	-	1	1
Derrick McMahan	-	2	2
Matt Miller	5	5	10
James Montgomery	-	2	2
B.J. Mullin	-	2	2
Nate Potter	4	7	11
Tyler Rausa	4	2	6
Kooper Richardson	-	1	1
Tyler Stockton	-	1	1
Justin Udy	-	-	0
Demario Warren	-	3	3
Demitri Washington	6	1	7
TOTAL	24	62	86



THIS IS THE MOUNTAIN WEST

2025 MOUNTAIN WEST STANDINGS

TEAM	MOUNTAIN WEST						OVERALL							
	REC	PCT	PF	PA	HM	RD	REC	PCT	PF	PA	HM	RD	NEU	STR
Fresno State	1-0	1.000	23	21	0-0	1-0	4-1	.800	164	100	2-0	2-1	0-0	W4
Boise State	1-0	1.000	49	30	1-0	0-0	3-1	.750	154	99	2-0	1-1	0-0	W3
Utah State	1-0	1.000	49	30	1-0	0-0	3-2	.600	182	152	3-0	0-2	0-0	L1
Hawai'i	1-1	.500	65	58	0-1	1-0	4-2	.667	154	141	3-1	1-1	0-0	W1
UNLV (RV/RV)	0-0	.000	0	0	0-0	0-0	4-0	1.000	147	113	2-0	2-0	0-0	W5
New Mexico	0-0	.000	0	0	0-0	0-0	3-1	.750	122	86	2-0	1-1	0-0	W3
San Diego State	0-0	.000	0	0	0-0	0-0	3-1	.750	95	39	2-0	1-1	0-0	W2
Wyoming	0-0	.000	0	0	0-0	0-0	2-2	.500	67	75	1-1	1-1	0-0	L2
Colorado State	0-0	.000	0	0	0-0	0-0	1-3	.250	61	92	1-2	0-1	0-0	L2
Nevada	0-0	.000	0	0	0-0	0-0	1-3	.250	60	108	1-1	0-2	0-0	L2
San José State	0-0	.000	0	0	0-0	0-0	1-3	.250	81	112	1-1	0-2	0-0	L1
Air Force	0-3	.000	102	142	0-2	0-1	1-3	.250	151	155	1-2	0-1	0-0	L3

2025 MW PRESEASON POLL

RK	TEAM (1ST PLACE VOTES)	PTS
1.	BOISE STATE (35)	464
2.	UNLV (4)	415
3.	San Jose State	359
4.	Colorado State	326
5.	Fresno State	301
6.	Air Force	280
7.	Hawai'i	213
8.	San Diego State	202
9.	Utah State	165
10.	Wyoming	150
11.	New Mexico	84
12.	Nevada	83

GAMES IN THE MW

Saturday, Sept. 27

Utah State at Vanderbilt SEC Network VU, 55-35

San Diego State at Northern Illinois ESPN+ SDSU, 6-3

Hawai'i at Air Force FS1 HAW, 44-35

New Mexico State at New Mexico MWN/Altitude UNM, 38-20

Washington State at Colorado State CBSSN WSU, 20-3

App State at Boise State FS1 BOI, 47-14

San José State at Stanford ACC Network STAN, 30-29

Friday, Oct. 3

New Mexico at San José State* FS1 8 p.m. MT

Colorado State at San Diego State* CBSSN 8:30 p.m. MT

Saturday, Oct. 4

Air Force at Navy CBS/Paramount+ 10 a.m. MT

Boise State at Notre Dame NBC 1:30 p.m. MT

UNLV at Wyoming* CBSSN 5 p.m. MT

Nevada at Fresno State* CBSSN 8:30 p.m. MT

ON THIS DAY

OCT.

4

THE RECORD: 7-1-1 (.833)

THE STREAK: W6

LAST TIME: 2014

W, 51-46

at Nevada

Reno, Nev.

ATT: 32,327

GAMES ON THIS DATE

Year	Opponent	Location	Res.	Score	Att.
1940	at Eastern Oregon Normal	La Grande, Ore.	W	6-0	-
1941	Eastern Oregon Normal	Boise, Idaho	L	0-7	-
1946	at Weber College	Ogden, Utah	T	0-0	-
1969	at Cal Poly	San Luis Obispo, Calif.	W	17-7	7,000
1975	Montana State	Boise, Idaho	W	35-34	19,642
1980	Montana	Boise, Idaho	W	44-10	20,453
1986	at Montana State	Bozeman, Mont.	W	31-14	7,027
2003	at Louisiana Tech	Ruston, La.	W	43-37	17,859
2014	at Nevada	Reno, Nev.	W	51-46	32,327

* - denotes conference game

BRONCOS WITH DEGREES

Eight Broncos have already earned their college degrees, including five from Boise State University.

Latrell Caples (Boise State)

Ben Ford (Boise State)

A'Marion McCoy (Boise State)

Marco Notarainni (Boise State)

Luke Voorhees (Boise State)

Mitch Bothwell (Villanova)

Malik Sherrod (Fresno State)

Malakai Williams (Idaho)

Ten Broncos will earn their degree from Boise State University on Dec. 20.

Braxton Fely

Zach Holmes

Mason Hutton

Tyler Keinath

Matt Lauter

Chris Marshall

Chase Penry

JJ Talo

Austin Terry

Zion Washington

2025 PLAYERS OF THE WEEK

Sire Gaines | RB

Sept. 8, 2025 Eastern Washington Freshman

Boen Phelps | LB

Sept. 29, 2025 App State Defensive

Dylan Riley | RB

Sept. 22, 2025 at Air Force Offensive

PREVIOUS POTW WINNERS ON 2025 ROSTER

Sire Gaines | RB

Sept. 2, 2024 at Georgia Southern Freshman

Maddux Madsen | QB

Oct. 9, 2023 San Jose State Freshman

Oct. 30, 2023 Wyoming Freshman

Nov. 3, 2024 San Diego State Offensive

Dylan Riley | RB

Sept. 23, 2024 Portland State Freshman

Malik Sherrod | RB (with Fresno State)

Nov. 6, 2023 Boise State Special Teams

CHAMPIONSHIPS AND DIPLOMAS

96%

The Boise State football team recorded an NCAA Graduation Success Rate (GSR) of 96%, the highest in program history. This is the second-highest GSR in the Mountain West and fourth-best in FBS this year.




DRIP DEFINED

Boise State unveiled a new look for the 2017 season, the first time the Broncos had overhauled their Nike uniforms since 2011. Included in the new slate were blue, orange and white, and the jerseys featured new stripes on the sleeves and "Blue Collar" on the inside of the neck. The Broncos added a black set of uniforms that were unveiled against Air Force, Sept. 20, 2019. Refreshed designs of the blue, white and black uniforms came in 2024. The uniforms are from the state-of-the-art Nike Vapor F.U.S.E (Field Utility Special Edition) line that combines lightweight fabric technology, research-backed innovation with a precision fit to help allow ultimate performance on the field. A look at the Broncos' all-time uniform combination records can be found to the right while this season's uniform tracker can be found below.

GAME 1 AT SOUTH FLORIDA



GAME 2 vs. EASTERN WASH.



GAME 3 AT AIR FORCE



GAME 4 vs. APP STATE



GAME 5 AT #21/21 NOTRE DAME

GAME 6 vs. NEW MEXICO

GAME 7 vs. UNLV

GAME 8 AT NEVADA

GAME 9 vs. FRESNO STATE

GAME 10 AT SAN DIEGO STATE

GAME 11 vs. COLORADO STATE

GAME 12 AT UTAH STATE

RECORD BY COMBO

Helmet	Jersey	Pants	2025	Since '96	Stk	Last
Black	Black	Black	0-0	9-4	W2	11/9/24 vs NEV
Black	Blue	Black	0-0	5-0	W5	11/1/24 vs SDSU
Black	Gray	Black	0-0	1-0	W1	9/28/13 vs SoMiss
Black	White	Black	0-0	3-2	L1	11/4/23 @FSU
Black	White	Orange	0-0	1-0	W1	10/31/15 @UNLV
Black	White	White	0-0	0-1	L1	11/25/16 @AFA
Blue	Black	Black	0-0	1-0	W1	11/4/16 vs SJSU
Blue	Black	Blue	0-0	2-0	W2	10/7/23 vs SJSU
Blue	Blue	Blue	0-0	117-8	W6	9/27/25 vs APP
Blue	Blue	White	0-0	6-7	W1	9/17/22 vs UTM
Blue	Gray	Blue	0-0	4-0	W4	9/7/13 vs UTM
Blue	Gray	Gray	0-0	2-0	W2	10/3/15 vs HAW
Blue	Orange	Blue	0-0	8-4	W4	10/5/24 vs USU
Blue	Orange	Orange	0-0	2-0	W2	10/17/14 vs FSU
Blue	White	Blue	0-0	23-16	L1	9/7/24 @ORE
Blue	White	Orange	0-0	18-8	L2	12/31/24 vs PSU
Blue	White	White	0-0	37-16	W2	9/20/25 @AFA
Orange	Blue	Blue	0-0	0-1	L1	9/22/17 vs UVA
Orange	Blue	Orange	0-0	2-1	W1	9/5/25 vs EWU
Orange	Orange	Orange	0-0	6-1	W2	11/28/23 vs Wyo
Orange	White	Blue	0-0	1-0	W1	11/27/15 @SJSU
Orange	White	Orange	0-0	1-1	W1	11/16/24 @SJSU
Orange	White	White	0-0	0-1	L1	9/27/14 @AFA
White	Blue	White	0-0	3-0	W3	9/21/24 vs PSU
White	Orange	Orange	0-0	0-1	L1	11/21/11 vs TCU
White	Orange	White	0-0	2-1	W2	10/12/19 vs HAW
White	White	Blue	0-1	6-4	L1	8/28/25 @USF
White	White	Orange	0-0	4-1	L1	9/2/21 @UCF
White	White	White	0-0	23-9	W2	10/25/24 @UNLV



GAME NOTES

#BOISESTATEBUILT

Since 2000, Boise State has produced 45 NFL draft picks, including 13 in the first two rounds. Ten former Broncos are on active rosters. Week Five matchups and information can be found below. All times are Mountain.

BUFFALO BILLS

Khalil Shakir (WR)

vs. Patriots, NBC, Sunday, 6:20 p.m.



CINCINNATI BENGALS

Brett Rypien (QB)

vs. Lions, FOX, Sunday, 2:25 p.m.



DENVER BRONCOS

JL Skinner (S)

at Eagles, CBS, Sunday, 11 a.m.



JACKSONVILLE JAGUARS

Ezra Cleveland (OL)

vs. Chiefs, ABC/ESPN, Monday, 6:15 p.m.



LAS VEGAS RAIDERS

Ashton Jeanty (RB)

at Colts, FOX, Sunday, 11 a.m.



LOS ANGELES CHARGERS

Scott Matlock (FB/DL)

vs. Commanders, FOX, Sunday, 2:25 p.m.



SEATTLE SEAHAWKS

George Holani (RB)

DeMarcus Lawrence (DE)

vs. Buccaneers, FOX, Sunday, 2:05 p.m.



WASHINGTON COMMANDERS

John Bates (TE)

Jeremy McNichols (RB)

at Chargers, FOX, Sunday, 2:25 p.m.



THE HAMMER



Boise State selects one player to lead the team onto the field with The Dan Paul Hammer each game. The Hammer was renamed prior to the Hawai'i game, Oct. 12, 2019. Dan Paul, a former fullback from 2009-12, passed away in July of 2019, and symbolized the blue collar culture of the Boise State football team. Traditionally, the honor has gone to the individual that made the best special teams play the week prior. However, the offensive line has been selected in the past, and the entire team entered the field with The Hammer in previous MW Championship Games.

at South Florida Marco Notarainni

Eastern Washington Kage Casey

at Air Force* Dylan Riley

App State Ty Benefield

at #21/21 Notre Dame

New Mexico*

UNLV*

at Nevada*

Fresno State*

at San Diego State*

Colorado State*

at Utah State*

PREVIOUS HAMMER CARRIERS ON THE 2025 ROSTER

Ty Benefield North Dakota, 2023

San Jose State, 2023

San Jose State, 2024

Latrell Caples Portland State, 2024

Kage Casey Hawai'i, 2024

Matt Lauter New Mexico, 2022

Fresno State [MWCG], 2022

UNLV [MWCG], 2024

Chase Martin Memphis, 2023

Utah State, 2023

UCLA, 2023

Marco Notarainni UCF, 2023

Utah State, 2024

Zion Washington San Diego State, 2022

TRACKING THE BRONCOS

Week	AP	Coaches	CFP
Preseason	#25	#25	N/A
Week 2	NR	NR	N/A
Week 3	NR	NR	N/A
Week 4	NR	NR	N/A
Week 5	NR	NR	N/A
Week 6	NR	NR	N/A

WEEK SIX AP POLL

Rk	School (1st Place)	Record	Points	Prev
1	Ohio State (46)	4-0	1626	1
2	Oregon (16)	5-0	1589	6
3	Miami (FL) (4)	4-0	1529	2
4	Ole Miss	5-0	1354	13
5	Oklahoma	4-0	1313	7
6	Texas A&M	4-0	1308	9
7	Penn State	3-1	1179	3
8	Indiana	5-0	1156	11
9	Texas	3-1	1071	10
10	Alabama	3-1	1057	17
11	Texas Tech	4-0	967	12
12	Georgia	3-1	965	5
13	LSU	4-1	838	4
14	Iowa State	5-0	830	14
15	Tennessee	4-1	697	15
16	Vanderbilt	5-0	640	18
17	Georgia Tech	5-0	549	16
18	Florida State	3-1	535	8
19	Missouri	5-0	528	20
20	Michigan	3-1	422	19
21	Notre Dame	2-2	333	22
22	Illinois	4-1	271	23
23	BYU	4-0	191	25
24	Virginia	4-1	125	NR
25	Arizona State	4-1	107	RV

Others receiving votes: South Florida 53, Utah 52, Mississippi State 46, Memphis 38, Louisville 36, USC 22, Maryland 7, North Texas 7, TCU 6, UNLV 3.

WEEK SIX COACHES POLL

Rk	School (1st Place)	Record	Points	Prev
1	Ohio State (58)	4-0	1617	1
2	Oregon (6)	5-0	1559	5
3	Miami (FL) (1)	4-0	1484	6
4	Ole Miss	5-0	1319	11
5	Texas A&M	4-0	1223	9
6	Penn State	3-1	1192	2
7	Texas	3-1	1165	7
8	Oklahoma	4-0	1123	10
9	Indiana	5-0	1059	12
10	Georgia	3-1	1006	3
11	Alabama	3-1	975	16
12	Iowa State	5-0	919	13
13	LSU	4-1	918	4
14	Texas Tech	4-0	856	14
15	Tennessee	4-1	728	15
16	Georgia Tech	5-0	604	17
17	Vanderbilt	5-0	502	20
18	Missouri	5-0	498	19
19	Florida State	3-1	483	8
20	Michigan	3-1	453	18
21	Notre Dame	2-2	316	21
22	Illinois	4-1	287	23
23	BYU	4-0	221	24
24	Arizona State	4-1	136	RV
25	Utah	4-1	104	RV

Others receiving votes: Memphis 88, Louisville 83, Virginia 63, South Florida 29, USC 17, Maryland 17, Auburn 12, UNLV 11, Navy 9, Mississippi State 9, Tulane 8, Washington 7, North Texas 7, TCU 6, Nebraska 4, Duke 4, Iowa 3, Houston 1.



THE DANIELSON FILE



COACHING EXPERIENCE

Boise State	2017-Present
Head Coach	2023-Present
DC/Inside Linebackers	2021-23
STUD	2018-20
Defensive Graduate Assistant	2017
Azusa Pacific	2013-16
Linebackers/Recruiting Coordinator	2016
Linebackers	2013-15

BOWL EXPERIENCE

- 2024 Fiesta Bowl
- 2023 LA Bowl
- 2022 Frisco Bowl
- 2019 Las Vegas Bowl
- 2018 First Responder Bowl
- 2017 Las Vegas Bowl

DANIELSON VS. OPPONENT

Opponent	Record
Air Force	2-0
App State	1-0
Eastern Washington	1-0
Georgia Southern	1-0
Hawai'i	1-0
Nevada	1-0
Oregon	0-1
Oregon State	1-0
Penn State	0-1
Portland State	1-0
San Diego State	1-0
San Jose State	1-0
UCLA	0-1
UNLV	3-0
USF	0-1
Utah State	2-0
Washington State	1-0
Wyoming	1-0
Total	18-4

HEAD COACH SPENCER DANIELSON

Spencer Danielson who embodies the program's Built Different mantra, is a former Boise State graduate assistant who rose from lowest man on the coaching totem pole to leader of the program in seven years. He led Boise State to 15 wins in his first 18 games as a head coach and back-to-back conference titles.

Danielson became the 12th head coach in Boise State football history on Dec. 3, 2023, following a three-week stint as interim head coach. During that time as the fill-in head coach, he guided the Broncos to three straight wins and a Mountain West championship, making history as the first interim FBS head coach to win a conference title game.

The former Boise State defensive coordinator followed up his interim stint with a 2024 season in which he led the nationally-ranked Broncos to the program's first College Football Playoff appearance, back-to-back Mountain West championships for a program-first, and was named the Mountain West Coach of the Year after leading the team to a 12-win season – their most wins in a single-season since 2019.

The 2024 season also saw Boise State be ranked in the top-10 in the nation in several offensive categories – including fifth in scoring offense and eighth in total offense – and among the best in the Mountain West in major defensive categories. The team featured junior running back Ashton Jeanty, who became the program's first Maxwell Award and Doak Walker Award winner. Jeanty, who fell only 27 rushing yards shy of matching Barry Sanders' single-season FBS record, was also a Heisman Trophy runner-up.

The team finished the year with a 12-2 record after facing Penn State in the CFP Quarterfinal at the Vrbo Fiesta Bowl. It earned the No. 3 seed and first-round bye in the CFP after beating UNLV in the MW Championship at Albertsons Stadium in early December, which was the program's sixth MW title in school history.

In addition to being named Mountain West Coach of the Year in 2024, Danielson was named a finalist for the Eddie Robinson Coach of the Year, Paul "Bear" Bryant National College Football Coach of the Year, George Munger Coach of the Year, and AFCA National Coach of the Year. He was tabbed as the AFCA Region 5 Coach of the Year and Grant Teaff FCA Coach of the Year.

After spending seven seasons as a member of the Boise State coaching staff, starting as a graduate assistant in 2017, Danielson took the reins of the Bronco football program on Nov. 12, 2023 as the interim head coach. He was elevated to the role after serving as the team's defensive coordinator.

Danielson went on to lead the Broncos to three-straight wins - the final two regular season games and the Mountain West Championship game - and a stretch in which the Broncos averaged 38.7 points and over 460 yards of total offense while outscoring opponents 116-49. Boise State routed UNLV, 44-20, to win its fifth MW Championship. The Broncos then played in the LA Bowl, where they faced UCLA.

From 2021-23, Danielson was Boise State's defensive coordinator, and from 2019-20, he was the team's co-defensive coordinator and STUD coach. After beginning his Boise State tenure as a graduate assistant in 2017, he was promoted to a full-time assistant coach in 2018. In each of his three seasons as defensive coordinator, Boise State ranked in the top three of the Mountain West in scoring defense, including allowing a league-low 19 points per game in 2021.

Overseeing a defense that was tenacious in getting into the backfield, Danielson helped Boise State rank sixth in the nation in total defense in 2022 while the scoring defense was ranked 15th. In his first season as defensive coordinator in 2021, that scoring defense was ranked 12th in the country while the total defense ranked 45th nationally.

Before Boise State, Danielson coached at Azusa Pacific, his alma mater, where he served as linebackers coach (2013-16) and recruiting coordinator (2016). In 2016, he was one of 30 coaches selected for the inaugural AFCA 30 Under 30 Coaches' Leadership Institute. As a player, he recorded 190 tackles, 12.5 tackles for loss, and five interceptions over four seasons at Azusa Pacific (2009-12), earning both bachelor's and master's degrees in business administration.

A San Diego native, Danielson began his collegiate playing career at the University of San Diego (2007-08) after attending Horizon High School. He and his wife, Raechel, are proud parents to daughters Eleanor and Rosalie and son William.



BOISE STATE COACHING STAFF



GAMEDAY:
PRESS BOX

ERIK CHINANDER

Defensive Coordinator / Defensive Line
23rd Year in Coaching - Third Year at Boise State
Alma Mater: Iowa, 2003

COACHING EXPERIENCE

2003	Ellsworth CC	OL/DL
2004-09	Northern Iowa	Tight Ends
2010	Oregon	Intern
2011-12	Oregon	Defensive GA
2013	Philadelphia Eagles	Asst. Defensive Line
2014-15	Oregon	Outside Linebackers
2016-17	UCF	Defensive Coordinator
2018-22	Nebraska	Defensive Coordinator
2023	Boise State	Asst. HC/DL/Def Run Coord.
2024-pres.	Boise State	Defensive Coord./DL



GAMEDAY:
FIELD

TIM KEANE

Run Game Coordinator / Offensive Line
18th Year in Coaching - Fifth Year at Boise State
Alma Mater: UC Davis, 2007

COACHING EXPERIENCE

2007	UC Davis	Quality Control (Off.)
2008-09	Tulane	Offensive GA
2010	UC Davis	RBs/Punt Return
2011-12	UC Davis	Offensive Line
2013-15	College of Idaho	Offensive Coordinator
2016-20	UC Davis	Offensive Line
2021-24	Boise State	Offensive Line
2025-pres.	Boise State	Run Game Coordinator/DL



GAMEDAY:
PRESS BOX

NATE POTTER

Offensive Coordinator / Tight Ends
12th Year in Coaching - Eighth Year at Boise State
Alma Mater: Boise State, 2011

COACHING EXPERIENCE

2014	Boise State	Quality Control (Off.)
2015-17	Boise State	Offensive GA
2018	College of Idaho	Offensive Line
2019-21	Montana State	Tight Ends
2022-24	Boise State	Run Game Coord./TEs
2025-pres.	Boise State	Offensive Coord./TEs



GAMEDAY:
FIELD

STACY COLLINS

Asst. Head Coach / Special Teams Coord. / Linebackers
27th Year in Coaching - Third Year at Boise State
Alma Mater: Western Oregon, 1998

COACHING EXPERIENCE

1999-2001	Western Oregon	Sp. Tms Coord./LBs
1999-2001	Vienna [Austria]	Interim HC/DC
2002	South Dakota Mines	DC/Sp. Tms Coord.
2003	Western Washington	Sp. Tms Coord./LBs
2005-06	Idaho State	Linebackers
2007	Southern Oregon	Def. Coord./Rec. Coord.
2008-10	Central Washington	Sp. Tms Coord./DL/LBs
2011	Portland State	Asst. HC/Sp. Tms Coord.
2012-15	South Dakota Mines	Head Coach/STC
2016	Utah State	Special Teams Coord.
2017-18	Utah State	Inside Linebackers
2019	Utah State	Sp. Tms Coord./Inside LBs
2020	Utah State	Co-DC/Safeties
2021	Boise State	Sp. Tms Coord./EDGE
2022-23	Penn State	Sp. Tms Coord./EDGE
2024-pres.	Boise State	Asst. HC/STC/LBs



GAMEDAY:
FIELD

MATT MILLER

Co-Offensive Coordinator / Wide Receivers
11th Year in Coaching - Seventh Year at Boise State
Alma Mater: Boise State, 2014

COACHING EXPERIENCE

2015	Boise State	Quality Control (Off.)
2016-18	Montana State	Wide Receivers
2018-19	Montana State	Offensive Coordinator
2020-23	Boise State	Wide Receivers
2024	Boise State	Pass Game Coordinator/WRs
2025-pres.	Boise State	Co-Offensive Coordinator/WRs



GAMEDAY:
FIELD

TYLER STOCKTON

Co-Defensive Coordinator / Safeties
12th Year in Coaching - Second Year at Boise State
Alma Mater: Notre Dame, 2013

COACHING EXPERIENCE

2014-15	UConn	Defensive GA
2016-17	Western Illinois	Run Game Coord./DL
2018	Western Illinois	Defensive Coord./OLBs
2019	Ball State	Co-Defensive Coord./LBs
2020	Ball State	Defensive Coordinator/LBs
2022-23	Ball State	Asst. HC/DC/LBs
2024-pres.	Boise State	Co-Defensive Coord./S



GAMEDAY:
FIELD

JABRIL FRAZIER

EDGE
Sixth Year in Coaching - Sixth Year at Boise State
Alma Mater: Boise State, 2019

COACHING EXPERIENCE

2020-22	Boise State	Graduate Assistant
2023-pres.	Boise State	EDGE



GAMEDAY:
FIELD

JAMES MONTGOMERY

Running Backs
13th Year in Coaching - Third Year at Boise State
Alma Mater: Washington State, 2013

COACHING EXPERIENCE

2013	Weber State	Quality Control (Off.)
2014-15	Sacramento State	Offensive Assistant
2016-17	Sacramento State	Running Backs
2018-19	Sacramento State	RBs/Recruiting Coord.
2020-21	Cal Poly	RBs/Recruiting Coord.
2022	Fresno State	Running Backs
2023-pres.	Boise State	Running Backs



GAMEDAY:
FIELD

DEMARIO WARREN

Cornerbacks
18th Year in Coaching - Fourth Year at Boise State
Alma Mater: UC Davis, 2008

COACHING EXPERIENCE

2008-13	Southern Utah	Defensive Backs
2014-15	Southern Utah	Defensive Coordinator
2016-21	Southern Utah	Head Coach
2022	Boise State	Cornerbacks
2023	Boise State	Special Teams Coord./CBs
2024-pres.	Boise State	Cornerbacks



GAMEDAY:
FIELD

ZAK HILL

Pass Game Coordinator / Quarterbacks
22nd Year in Coaching - Fifth Year at Boise State
Alma Mater: Central Washington, 2003

COACHING EXPERIENCE

2004-05	Eastern Washington	Student Assistant
2006-07	Hillsboro H.S.	Offensive Coordinator
2008	Hillsboro H.S.	Head Coach
2009-15	Eastern Washington	Pass Game Coordinator/QBs
2016	Boise State	Co-Offensive Coordinator/QBs
2017-19	Boise State	Offensive Coordinator/QBs
2020-21	Arizona State	Offensive Coordinator/QBs
2022	Gilbert North H.S.	Assistant Coach
2023	Saguaro H.S.	Head Coach
2024	Seattle Seahawks	Offensive Assistant
2025-pres.	Boise State	Pass Game Coordinator/QBs

SUPPORT STAFF

Other Assistant Coaches

Matt Fleischacker, Assistant Linebackers
George Hicks, Assistant Wide Receivers
DJ Killings, Assistant Secondary
Frank Maile, Assistant Defensive Line
Danny McDonald, Assistant Tight Ends
Derrick McMahan, Assistant Special Teams/Secondary
B.J. Mullin, Assistant Defensive Backs
Tyler Rausa, Specialists/External Relations Coordinator
Kooper Richardson, Assistant Offensive Line
Justin Udy, Assistant Quarterbacks
Demetri Washington, Assistant EDGE
Dirk Koetter, Senior Analyst

Strength and Conditioning

Benjamin Hilgart, Director of Sports Performance
Jaylan Reid, Associate Director of Sports Performance
Tom Keay, Assistant Director of Sports Performance
Collin McKelvey, Assistant Director of Sports Performance
Marques White, Assistant Director of Sports Performance

Sports Medicine

Jeremy Busch, Assistant AD of Athletic Training
McKenna Drevno, Associate Athletic Trainer
Michael Fanning, Assistant Athletic Trainer
Brandon Voigt, Assistant Athletic Trainer

Administration

Charlotte Siegel, Assistant AD/Chief of Staff
Brandon Jones, General Manager
Lou Major, Assistant AD, Football External Affairs/BroncoPRO
Kyle Young, Director of Player Personnel
Keaton Davis, Football Operations Coordinator
Bailey Hawkins, Head Coach Operations and Program Engagement
Shaun Fisk, GA Football Recruiting & Operations

Equipment Staff

Dale Holste, Associate Director of Equipment Operations
Blake Schulte, Assistant Director of Equipment Operations

Football Video

Parker Weber, Director of Video

Sports Nutrition

Samantha Wade, Assistant AD, Performance Nutrition

Communications and Creative

Chris Kutz, Associate AD of External Affairs
Chris Mitchell, Asst. AD, Bronco Productions
Colby Harms, Senior Director of Creative Solutions
Alex Powell, Director of Graphic Design
Alex Semadeni, Director of Sports Communications
David Dietrich, Assistant Director of Sports Communications
Sam Harrison, Assistant Director of Bronco Productions
Kenna Harbison, Graduate Assistant, Photography
Kirby Milam, Bronco Productions Student

BOISE STATE NUMERICAL ROSTER



#	NAME	POS	CL	HT	WT	HOMETOWN	PREVIOUS SCHOOL(S)
0	Ty Benefield	S	Jr.	6-2	205	Altadena, Calif.	Crean Lutheran HS
1	Jambres Dubar	RB	Jr.	6-0	205	Anna, Texas	Anna HS
3	Latrell Caples	WR	6th	6-0	195	Lancaster, Texas	Lancaster HS
4	Davon Banks	CB	R-Sr.	5-11	188	San Jacinto, Calif.	Washington / San Jacinto HS
4	Maddux Madsen	QB	R-Jr.	5-10	207	Lehi, Utah	American Fork HS
5	Chris Marshall	WR	R-Jr.	6-3	215	Missouri City, Texas	Kilgore JC / Ole Miss / Texas A&M / Fort Bend Marshall HS
5	Jayden Virgin-Morgan	EDGE	R-Jr.	6-3	269	San Diego, Calif.	Mt. Carmel HS
6	Jeremiah Earby	CB	Sr.	6-2	186	East Palo Alto, Calif.	California / Menlo-Atherton HS
7	A'Marion McCoy	CB	5th	6-0	180	East Palo Alto, Calif.	Laney College / Menlo-Atherton HS
8	Malik Sherrod	RB	6th	5-8	177	Oxnard, Calif.	Fresno State / Pacifica HS
10	Derek Ganter Jr.	S	R-So.	6-0	212	Pasadena, Calif.	Eastern Washington / Arcadia HS
13	Sterling Lane II	EDGE	R-Jr.	6-3	238	St. Louis, Mo.	Arizona / Oaks Christian HS
13	Chase Penry	WR	R-Sr.	6-0	192	Denver, Colo.	Colorado / Cherry Creek HS
14	Max Cutforth	QB	R-So.	6-2	208	Nampa, Idaho	Skyview HS
14	Demetrius Freeneey	CB	R-Jr.	6-0	187	San Leandro, Calif.	Arizona / Miami (FL) / College of San Mateo / San Leandro HS
15	Zeke Martinez	QB	Fr.	6-0	215	Meridian, Idaho	Meridian HS
15	Malakai Williams	EDGE	R-Sr.	6-5	252	Chandler, Ariz.	Idaho / American Leadership Academy
16	Kaleb Annett	QB	R-Fr.	6-3	195	Newport Beach, Calif.	Corona del Mar HS
16	Franklyn Johnson Jr.	CB	R-So.	5-10	172	Little Elm, Texas	Little Elm HS
17	Clay Martineau	LB	So.	6-3	227	Oregon City, Ore.	Oregon City HS
17	Demetric Whitlock Jr.	WR	R-Jr.	6-0	185	Gilbert, La.	Hutchinson CC / Neville HS
18	Samuel Brooks	LB	Jr.	6-1	200	Duval County, Fla.	Dodge City CC / Baldwin HS
19	Dion Washington	DL	R-Sr.	6-2	305	Las Vegas, Nev.	Hawai'i / Nevada / Shadow Ridge HS
20	Jaden Mickey	CB	R-Jr.	6-0	182	Eastvale, Calif.	Notre Dame / Centennial HS
21	Zion Washington	S	R-Sr.	6-1	214	Frisco, Texas	Reedy HS
22	Chase Martin	LB	Jr.	6-1	225	Thousand Oaks, Calif.	Thousand Oaks HS
23	Sherrod Smith	CB	So.	6-1	185	East Palo Alto, Calif.	College of San Mateo / Menlo-Atherton HS
24	Dylan Riley	RB	So.	5-10	192	Moreno Valley, Calif.	Rancho Verde HS
25	Quinton Brown	WR	Fr.	5-8	165	Argyle, Texas	Liberty Christian HS
25	Jaylen Webb	S	Jr.	6-2	196	Fort Worth, Texas	Kilgore JC / Kennedale HS
26	Sire Gaines	RB	R-Fr.	6-0	217	Perris, Calif.	Orange Vista HS
27	Kayden Chan	WR	R-Jr.	5-9	190	Boise, Idaho	Santa Barbara City College / Mountain View HS
28	Seth Knothe	RB	R-Jr.	6-1	214	Boise, Idaho	Bishop Kelly HS
29	Arthur de Boachie	S	Fr.	6-0	192	Amsterdam, The Netherlands	NFL Academy (England)
29	AJ Jones	WR	Fr.	6-1	180	Murrieta, Calif.	Vista Murrieta HS
30	Jarrett Reeser	K/P	R-Jr.	5-9	205	Canyon Country, Calif.	Michigan State / San Diego State / Canyon HS
31	Cole Miller	S	R-So.	6-0	186	Boise, Idaho	Bishop Kelly HS
32	Ja'Bree Bickham	S	Fr.	6-3	182	McKinney, Texas	McKinney HS
33	Josiah Alanis	S	Fr.	6-1	186	Vancouver, Wash.	Evergreen HS
34	Greg Ard	RB	Fr.	5-10	190	New Orleans, La.	McKinney North HS
34	Dominik Calhoun	S	Fr.	5-11	185	Pittsburg, Calif.	Pittsburg HS
35	Colton Boomer	K	R-Jr.	5-10	175	Lake Mary, Fla.	UCF / Lake Mary HS
35	Trey Tolmaire	CB	R-Fr.	5-11	185	Mission Viejo, Calif.	Mission Viejo HS
36	Tahj Crutchfield	CB	Fr.	5-11	180	Eastvale, Calif.	Rancho Cucamonga HS
37	Oscar Doyle	P	Jr.	6-3	214	Brisbane, Australia	Weber State / Prokick Australia
38	Travis Anderson	S	R-Fr.	5-11	190	Mission Viejo, Calif.	Mission Viejo HS
39	Timothy Mitchell	CB	R-Fr.	5-10	182	Portland, Ore.	Central Catholic HS
40	De'Shawn Toilolo	EDGE	Fr.	6-2	234	Lehi, Utah	Skyridge HS
41	Boen Phelps	LB	R-So.	6-1	215	Spokane, Wash.	Freeman HS
42	Mason Hutton	LS	R-Sr.	6-5	230	Riverside, Calif.	Hillcrest HS
43	Jake Ripp	LB	R-Jr.	6-3	240	Los Gatos, Calif.	Los Gatos HS
44	Syncere Brackett-Lambey	LB	Fr.	6-2	233	Compton, Calif.	Centennial HS
45	Markell Bowens	EDGE	Fr.	6-5	240	Pocatello, Idaho	Highland HS
45	Troy Grizzle	TE	R-Fr.	6-3	246	Meridian, Idaho	Mountain View HS
46	Carter Kuchenbuch	TE	Fr.	6-5	238	Okanogan, Wash.	Okanogan HS
47	Kaden Anderson	TE	R-Fr.	6-3	232	Chandler, Ariz.	Chandler HS
48	Canaan Moore	K	Fr.	5-11	170	Vancouver, Wash.	Union HS
49	AJ Maes	WR	R-So.	6-3	197	Palos Verdes, Calif.	Peninsula HS
50	Jaden Williams	EDGE	Fr.	6-3	245	Mission Viejo, Calif.	Mission Viejo HS
51	Roman Caywood	EDGE	R-Fr.	6-3	240	Draper, Utah	Corner Canyon HS
52	Stewart Taufa	OL	Fr.	6-1	302	St. George, Utah	Bishop Gorman HS
53	Marco Notarainni	LB	R-Sr.	6-3	240	San Diego, Calif.	Torrey Pines HS
54	Hunter Higham	LS	R-So.	6-3	245	Shelley, Idaho	Hawai'i / Shelley HS
55	Mana Tuioti	LB	Fr.	5-10	228	Eugene, Ore.	Sheldon HS

#	NAME	POS	CL	HT	WT	HOMETOWN	PREVIOUS SCHOOL(S)
56	Mason Jacobsen	EDGE	R-Jr.	6-2	245	Belgrade, Mont.	Rocky Mountain HS
58	Trevor McKenna	DL	R-Fr.	6-6	287	Boise, Idaho	Borah HS
59	Jameson Perry	OL	Fr.	6-5	290	Meridian, Idaho	Mountain View HS
60	Spencer Gieg	DL	R-Jr.	6-2	278	Morgan Hill, Calif.	Valley Christian HS
61	JJ Talo	OL	R-Jr.	6-3	305	Kearns, Utah	Kearns HS
62	Roger Carreon	OL	R-Jr.	6-5	310	Jal, N.M.	Jal HS
63	Mason Randolph	OL	R-Sr.	6-4	310	Yorba Linda, Calif.	Yorba Linda HS
64	Carson Rasmussen	OL	R-So.	6-5	300	Meridian, Idaho	Owyhee HS
65	Hall Schmidt	OL	R-Jr.	6-7	310	Gig Harbor, Wash.	Peninsula HS
66	Jacob Tracy	OL	Fr.	6-6	300	Yelm, Wash.	Yelm HS
67	Jason Steele	OL	R-So.	6-4	300	Temecula, Calif.	Murrieta Valley HS
68	Jake Steele	OL	R-Jr.	6-4	302	Temecula, Calif.	San Jose State / Murrieta Valley HS
69	Tayo Omotinugbon	OL	R-Fr.	6-2	288	Queen Creek, Ariz.	Queen Creek HS
70	Kyle Cox	OL	R-So.	6-6	300	Eatonville, Wash.	Eatonville HS
71	Miles Walker	OL	R-So.	6-5	317	Greenwich, Conn.	Ohio State / Brunswick School
72	Zach Holmes	OL	R-Sr.	6-2	295	West Linn, Ore.	Oregon State / West Linn HS
73	Parker Perkins	OL	R-Fr.	6-2	300	Middleton, Idaho	Middleton HS
74	Alma Taleni	OL	R-Fr.	6-7	297	Coomera, Australia	Utah / Upper Coomera State College
75	Daylon Metoyer	OL	R-Jr.	6-4	321	Hesperia, Calif.	Mt. SAC / Oak Hills HS
76	Greg Bienvenue	OL	R-Fr.	6-4	303	Mesa, Ariz.	Desert Ridge HS
77	Kage Casey	OL	R-Jr.	6-5	311	Happy Valley, Ore.	Clackamas HS
78	Tyler Keinath	OL	R-Sr.	6-2	318	Elk Grove, Calif.	Western Illinois / American River College / Franklin HS
79	Connor Warkentin	OL	R-Fr.	6-5	293	Bakersfield, Calif.	Centennial HS
80	Cameron Bates	WR	So.	5-10	180	Mansfield, Texas	Mansfield Timberview HS
81	Kamryn Jones	WR	Fr.	6-2	210	Temecula, Calif.	Rancho Christian HS
82	Ben Ford	WR	R-Sr.	5-10	187	Eagle, Idaho	Eagle HS
83	Qumonte Williams Jr.	WR	Fr.	6-5	190	Fort Worth, Texas	All Saints Episcopal HS
84	Gavin Packer	WR	Fr.	5-10	180	Vancouver, Wash.	Skyview HS
85	Matt Lauter	TE	R-Sr.	6-3	245	Gainesville, Fla.	Torrey Pines HS
86	Austin Terry	TE	R-Jr.	6-3	245	Tumwater, Wash.	Tumwater HS
87	Mitch Bothwell	TE	R-Sr.	6-4	245	Fort Worth, Texas	Villanova / All Saints Episcopal HS
88	Matt Wagner	TE	R-So.	6-5	250	Prosper, Texas	Rock Hill HS
89	Kobe Young	WR	R-Sr.	6-7	205	Pasco, Wash.	Cal State Fullerton / Chiawana HS
90	Braxton Fely	DL	Sr.	6-1	296	Orem, Utah	Timpview HS
91	Bol Bol	EDGE	Fr.	6-4	240	Brooks, Alberta	Yelm HS
92	David Latu	DL	R-Jr.	6-4	325	Rosepark, Utah	BYU / Snow College / Brigham HS
93	Ryder Swanson	DL	Fr.	6-3	290	Oregon City, Ore.	Oregon City HS
94	Keanu Mailoto	DL	R-Sr.	6-5	282	Auburn, Wash.	Arizona / Mt. SAC / Auburn Mountainview HS
95	Max Stege	DL	Jr.	6-4	269	Cologne, Germany	Cologne (Germany)
96	Lopez Sanusi	DL	R-Fr.	6-3	307	Dublin, Ireland	NFL Academy (England)
96	Luke Voorhees	TE	R-Sr.	6-3	242	Arbuckle, Calif.	Pierce HS
97	Hayden Hanks	DL	R-Fr.	6-3	300	Thompson Falls, Mont.	Thompson Falls HS
98	Bethel Imasuen	DL	Fr.	6-4	290	Reading, England	Acalanes HS
99	Michael Madrie	DL	R-So.	6-4	290	Argyle, Texas	Argyle HS

PRONUNCIATION GUIDE

Josiah Alanis	(ah-luh-NEES)	AJ Maes	(MAYS)
Kaleb Annett	(uh-NET)	Keanu Mailoto	(kee-AH-nu / muh-LOH-toh)
Davon Banks	(duh-VON)	Clay Martineau	(MARR-tin-oh)
Ja'Bree Bickham	(juh-BREE BICK-um)	A'Marion McCoy	(uh-MARR-ee-on)
Greg Bienvenue	(bee-ENN-veh-new)	Daylon Metoyer	(meh-TOY-urr)
Bol Bol	(BOWL / BOWL)	Canaan Moore	(KAY-nin)
Mitchell Bothwell	(BAATH-well)	Marco Notarainni	(noh-TREE-ah-nee)
Syncere Brackett-Lambey	(sin-SEER / BRACK-ett / LAM-bay)	Tayo Omotinugbon	(TIE-oh / oh-MOT-uh-nee-bonn)
Latrell Caples	(luh-TRELL / CAPE-uhs)	Boen Phelps	(BOH-en)
Roger Carreon	(CARRY-on)	Lopez Sanusi	(san-OOH-see)
Arthur de Boachie	(dih-BWOH-chee)	Malik Sherrod	(shuh-ROD)
Jambres Dubar	(JAM-brees)	Sherrod Smith	(shuh-ROD)
Jeremiah Earby	(ERR-bee)	Max Stege	(steeg)
Braxton Fely	(FEE-lee)	Alma Taleni	(AL-muh / tuh-LAY-nee)
Spencer Gieg	(gig)	JJ Talo	(TAH-low)
Hunter Higham	(HIGH-em)	Stewart Taufa	(TAO-fuh)
Bethel Imasuen	(IMM-uh-soo-en)	De'Shawn Toilolo	(toy-LOH-loh)
Tyler Keinath	(KIGH-neth)	Trey Tolmaire	(TOLL-mair)
Seth Knothe	(not)	Mana Tuioti	(MAH-nuh / too-ee-OH-tee)
Carter Kuchenbuch	(KOO-ken-boo)	Luke Voorhees	(VORR-hees)
David Latu	(LAH-too)	Connor Warkentin	(WORR-kenn-tinn)
Matt Lauter	(LAW-tur)	Demetric Whitlock Jr.	(duh-MEE-trick)
Michael Madrie	(MAD-ree)		



BOISE STATE ALPHABETICAL ROSTER

#	NAME	POS	CL	HT	WT	HOMETOWN	PREVIOUS SCHOOL(S)
33	Josiah Alanis	S	Fr.	6-1	186	Vancouver, Wash.	Evergreen HS
38	Travis Anderson	S	R-Fr.	5-11	190	Mission Viejo, Calif.	Mission Viejo HS
47	Kaden Anderson	TE	R-Fr.	6-3	232	Gilbert, Ariz.	Chandler HS
16	Kaleb Annett	QB	R-Fr.	6-3	195	Newport Beach, Calif.	Corona del Mar HS
34	Greg Ard	RB	Fr.	5-10	190	McKinney, Texas	McKinney North HS
4	Davon Banks	CB	R-Sr.	5-11	188	San Jacinto, Calif.	Washington / San Jacinto HS
80	Cameron Bates	WR	So.	5-10	180	Mansfield, Texas	Mansfield Timberview HS
0	Ty Benefeld	S	Jr.	6-2	205	Irvine, Calif.	Crean Lutheran HS
32	Ja'Bree Bickham	S	Fr.	6-3	182	McKinney, Texas	McKinney HS
76	Greg Bienvenue	OL	R-Fr.	6-4	303	Mesa, Ariz.	Desert Ridge HS
91	Bol Bol	EDGE	Fr.	6-4	240	Brooks, Alberta	Yelm HS
35	Colton Boomer	K	R-Jr.	5-10	175	Lake Mary, Fla.	UCF / Lake Mary HS
87	Mitch Bothwell	TE	R-Sr.	6-4	245	Fort Worth, Texas	Villanova / All Saints Episcopal HS
45	Markell Bowens	EDGE	Fr.	6-5	240	Pocatello, Idaho	Highland HS
44	Syncere Brackett-Lambey	LB	Fr.	6-2	233	Compton, Calif.	Centennial HS
18	Samuel Brooks	LB	Jr.	6-1	200	Duval County, Fla.	Dodge City CC / Baldwin HS
25	Quinton Brown	WR	Fr.	5-8	165	Argyle, Texas	Liberty Christian HS
34	Dominik Calhoun	S	Fr.	5-11	185	Pittsburg, Calif.	Pittsburg HS
3	Latrell Caples	WR	6th	6-0	195	Lancaster, Texas	Lancaster HS
62	Roger Carreon	OL	R-Jr.	6-5	310	Jal, N.M.	Jal HS
77	Kage Casey	OL	R-Jr.	6-5	311	Happy Valley, Ore.	Clackamas HS
51	Roman Caywood	EDGE	R-Fr.	6-3	240	Draper, Utah	Corner Canyon HS
27	Kayden Chan	WR	R-Jr.	5-9	190	Boise, Idaho	Santa Barbara City College / Mountain View HS
70	Kyle Cox	OL	R-So.	6-6	300	Eatonville, Wash.	Eatonville HS
36	Tahj Crutchfield	CB	Fr.	5-11	180	Eastvale, Calif.	Rancho Cucamonga HS
14	Max Cutforth	QB	R-So.	6-2	208	Nampa, Idaho	Skyview HS
29	Arthur de Boachie	S	Fr.	6-0	192	Amsterdam, The Netherlands	NFL Academy (England)
37	Oscar Doyle	P	Jr.	6-3	214	Brisbane, Australia	Weber State / Proklick Australia
1	Jambres Dubar	RB	Jr.	6-0	205	Anna, Texas	Anna HS
6	Jeremiah Earby	CB	Sr.	6-2	186	East Palo Alto, Calif.	California / Menlo-Atherton HS
90	Braxton Fely	DL	Sr.	6-1	296	Orem, Utah	Timpview HS
82	Ben Ford	WR	R-Sr.	5-10	187	Eagle, Idaho	Eagle HS
14	Demetrius Freeney	CB	R-Jr.	6-0	187	San Leandro, Calif.	Arizona / Miami (FL) / College of San Mateo / San Leandro HS
26	Sire Gaines	RB	R-Fr.	6-0	217	Perris, Calif.	Orange Vista HS
10	Derek Ganter Jr.	S	R-So.	6-0	212	Pasadena, Calif.	Eastern Washington / Arcadia HS
60	Spencer Gieg	DL	R-Jr.	6-2	278	Morgan Hill, Calif.	Valley Christian HS
45	Troy Grizzle	TE	R-Fr.	6-3	246	Meridian, Idaho	Mountain View HS
97	Hayden Hanks	DL	R-Fr.	6-3	300	Thompson Falls, Mont.	Thompson Falls HS
54	Hunter Higham	LS	R-So.	6-3	245	Shelley, Idaho	Hawai'i / Shelley HS
72	Zach Holmes	OL	R-Sr.	6-2	295	West Linn, Ore.	Oregon State / West Linn HS
42	Mason Hutton	LS	R-Fr.	6-5	230	Riverside, Calif.	Hillcrest HS
98	Bethel Imasuen	DL	Fr.	6-4	290	Reading, England	Acalanes HS
56	Mason Jacobsen	EDGE	R-Jr.	6-2	245	Belgrade, Mont.	Rocky Mountain HS
16	Franklyn Johnson Jr.	CB	R-So.	5-10	172	Little Elm, Texas	Little Elm HS
29	AJ Jones	WR	Fr.	6-1	180	Murrieta, Calif.	Vista Murrieta HS
81	Kamryn Jones	WR	Fr.	6-2	210	Temecula, Calif.	Rancho Christian HS
78	Tyler Keinath	OL	R-Sr.	6-2	318	Elk Grove, Calif.	Western Illinois / American River College / Franklin HS
28	Seth Knothe	RB	R-Jr.	6-1	214	Meridian, Idaho	Bishop Kelly HS
46	Carter Kuchenbuch	TE	Fr.	6-5	238	Okanogan, Wash.	Okanogan HS
13	Sterling Lane II	EDGE	R-Jr.	6-3	238	St. Louis, Mo.	Arizona / Oaks Christian HS
92	David Latu	DL	R-Jr.	6-4	325	Rosepark, Utah	BYU / Snow College / Brigham HS
85	Matt Lauter	TE	R-Sr.	6-3	245	Gainesville, Fla.	Torrey Pines HS
99	Michael Madrie	DL	R-So.	6-4	290	Argyle, Texas	Argyle HS
4	Maddux Madsen	QB	R-Jr.	5-10	207	Lehi, Utah	American Fork HS
49	AJ Maes	WR	R-So.	6-3	197	Palos Verdes, Calif.	Peninsula HS
94	Keanu Mailoto	DL	R-Sr.	6-5	282	Auburn, Wash.	Arizona / Mt. SAC / Auburn Mountainview HS
5	Chris Marshall	WR	R-Jr.	6-3	215	Missouri City, Texas	Kilgore JC / Ole Miss / Texas A&M / Fort Bend Marshall HS
22	Chase Martin	LB	Jr.	6-1	225	Thousand Oaks, Calif.	Thousand Oaks HS
17	Clay Martineau	LB	So.	6-3	227	Oregon City, Ore.	Oregon City HS
15	Zeke Martinez	QB	Fr.	6-0	215	Meridian, Idaho	Meridian HS
7	A'Marion McCoy	CB	5th	6-0	180	East Palo Alto, Calif.	Laney College / Menlo-Atherton HS
58	Trevor McKenna	DL	R-Fr.	6-6	287	Boise, Idaho	Borah HS
75	Daylon Metoyer	OL	R-Jr.	6-4	321	Hesperia, Calif.	Mt. SAC / Oak Hills HS
20	Jaden Mickey	CB	R-Jr.	6-0	182	Eastvale, Calif.	Notre Dame / Centennial HS
31	Cole Miller	S	R-So.	6-0	186	Boise, Idaho	Bishop Kelly HS
39	Timothy Mitchell	CB	R-Fr.	5-10	182	Portland, Ore.	Central Catholic HS

#	NAME	POS	CL	HT	WT	HOMETOWN	PREVIOUS SCHOOL(S)
48	Canaan Moore	K	Fr.	5-11	170	Vancouver, Wash.	Union HS
53	Marco Notarainni	LB	R-Sr.	6-3	240	San Diego, Calif.	Torrey Pines HS
69	Tayo Omotinugbon	OL	R-Fr.	6-2	288	Queen Creek, Ariz.	Queen Creek HS
84	Gavin Packer	WR	Fr.	5-10	180	Vancouver, Wash.	Skyview HS
13	Chase Penry	WR	R-Sr.	6-0	192	Denver, Colo.	Colorado / Cherry Creek HS
73	Parker Perkins	OL	R-Fr.	6-2	300	Middleton, Idaho	Middleton HS
59	Jameson Perry	OL	Fr.	6-5	290	Meridian, Idaho	Mountain View HS
41	Boen Phelps	LB	R-So.	6-1	215	Spokane, Wash.	Freeman HS
63	Mason Randolph	OL	R-Sr.	6-4	310	Yorba Linda, Calif.	Yorba Linda HS
64	Carson Rasmussen	OL	R-So.	6-5	300	Meridian, Idaho	Owyhee HS
30	Jarrett Reeser	K/P	R-Jr.	5-9	205	Canyon Country, Calif.	Michigan State / San Diego State / Canyon HS
24	Dylan Riley	RB	So.	5-10	192	Moreno Valley, Calif.	Rancho Verde HS
43	Jake Ripp	LB	R-Jr.	6-3	240	Los Gatos, Calif.	Los Gatos HS
96	Lopez Sanusi	DL	R-Fr.	6-3	307	Dublin, Ireland	NFL (England) Academy
65	Hall Schmidt	OL	R-Jr.	6-7	310	Gig Harbor, Wash.	Peninsula HS
8	Malik Sherrod	RB	6th	5-8	177	Oxnard, Calif.	Fresno State / Pacifica HS
23	Sherrod Smith	CB	So.	6-1	185	East Palo Alto, Calif.	College of San Mateo / Menlo-Atherton HS
68	Jake Steele	OL	R-Jr.	6-4	302	Temecula, Calif.	San Jose State / Murrieta Valley HS
67	Jason Steele	OL	R-So.	6-4	300	Temecula, Calif.	Murrieta Valley HS
95	Max Stege	DL	Jr.	6-4	269	Cologne, Germany	Cologne (Germany)
93	Ryder Swanson	DL	Fr.	6-3	290	Oregon City, Ore.	Oregon City HS
74	Alma Taleni	OL	R-Fr.	6-7	297	Coomera, Australia	Utah / Upper Coomera State College
61	JJ Talo	OL	R-Jr.	6-3	305	Kearns, Utah	Kearns HS
52	Stewart Taufa	OL	Fr.	6-1	302	St. George, Utah	Bishop Gorman HS
86	Austin Terry	TE	R-Jr.	6-3	245	Tumwater, Wash.	Tumwater HS
40	De'Shawn Toilolo	EDGE	Fr.	6-2	234	Lehi, Utah	Skyridge HS
35	Treyvon Tolmaire	CB	R-Fr.	5-11	185	Mission Viejo, Calif.	Mission Viejo HS
66	Jacob Tracy	OL	Fr.	6-6	300	Yelm, Wash.	Yelm HS
55	Mana Tuioti	LB	Fr.	5-10	228	Eugene, Ore.	Sheldon HS
5	Jayden Virgin-Morgan	EDGE	R-Jr.	6-3	260	San Diego, Calif.	Mt. Carmel HS
96	Luke Voorhees	TE	R-Sr.	6-3	242	Arbuckle, Calif.	Pierce HS
88	Matt Wagner	TE	R-So.	6-5	250	Prosper, Texas	Rock Hill HS
71	Miles Walker	OL	R-So.	6-5	317	Greenwich, Conn.	Ohio State / Brunswick School
79	Connor Warkentin	OL	R-Fr.	6-5	293	Bakersfield, Calif.	Centennial HS
19	Dion Washington	DL	R-Sr.	6-2	305	Las Vegas, Nev.	Hawai'i / Nevada / Shadow Ridge HS
21	Zion Washington	S	R-Sr.	6-1	214	Frisco, Texas	Reedy HS
25	Jaylen Webb	S	Jr.	6-2	196	Fort Worth, Texas	Kilgore JC / Kennedale HS
17	Demetric Whitlock Jr.	WR	R-Jr.	6-0	185	Gilbert, La.	Hutchinson CC / Neville HS
50	Jaden Williams	EDGE	Fr.	6-3	245	Mission Viejo, Calif.	Mission Viejo HS
15	Malakai Williams	EDGE	R-Sr.	6-5	252	Chandler, Ariz.	Idaho / American Leadership Academy
83	Qumonte Williams Jr.	WR	Fr.	6-5	190	Fort Worth, Texas	All Saints Episcopal HS
89	Kobe Young	WR	R-Sr.	6-7	205	Pasco, Wash.	Cal State Fullerton / Chiawana HS

PRONUNCIATION GUIDE

Josiah Alanis	(ah-luh-NEES)	AJ Maes	(MAYS)
Kaleb Annett	(uh-NET)	Keanu Mailoto	(kee-AH-nu / muh-LOH-toh)
Davon Banks	(duh-VON)	Clay Martineau	(MARR-tin-oh)
Ja'Bree Bickham	(juh-BREE BICK-um)	A'Marion McCoy	(uh-MARR-ee-on)
Greg Bienvenue	(bee-ENN-veh-new)	Daylon Metoyer	(meh-TOY-urr)
Bol Bol	(BOWL / BOWL)	Canaan Moore	(KAY-nin)
Mitchell Bothwell	(BAHTH-well)	Marco Notarainni	(noh-TREE-ah-nee)
Syncere Brackett-Lambey	(sin-SEER / BRACK-ett / LAM-bay)	Tayo Omotinugbon	(TIE-oh / oh-MOT-uh-nee-bonn)
Latrell Caples	(luh-TRELL / CAPE-uhs)	Boen Phelps	(BOH-en)
Roger Carreon	(CARRY-on)	Lopez Sanusi	(san-OOH-see)
Arthur de Boachie	(dih-BWOH-chee)	Malik Sherrod	(shuh-ROD)
Jambres Dubar	(JAM-brees)	Sherrod Smith	(shuh-ROD)
Jeremiah Earby	(ERR-bee)	Max Stege	(steeg)
Braxton Fely	(FEE-lee)	Alma Taleni	(AL-muh / tuh-LAY-nee)
Spencer Gieg	(gig)	JJ Talo	(TAH-low)
Hunter Higham	(HIGH-em)	Stewart Taufa	(TAO-fuh)
Bethel Imasuen	(IMM-uh-soo-en)	De'Shawn Toilolo	(toy-LOH-loh)
Tyler Keinath	(KIGH-neth)	Trey Tolmaire	(TOLL-mair)
Seth Knothe	(not)	Mana Tuioti	(MAH-nuh / too-ee-OH-tee)
Carter Kuchenbuch	(KOO-ken-boo)	Luke Voorhees	(VORR-hees)
David Latu	(LAH-too)	Connor Warkentin	(WORR-kenn-tinn)
Matt Lauter	(LAW-tur)	Demetric Whitlock Jr.	(duh-MEE-trick)
Michael Madrie	(MAD-ree)		



OFFENSE

POS.	NO.	NAME	PRONUNCIATION	HT	WT	CL
X	5	Chris Marshall		6-3	215	R-Jr.
	83	Qumonte Williams Jr.		6-5	190	Fr.
F	3	Latrell Caples	luh-TRELL CAPE-uhls	6-0	195	6th
	25	Quinton Brown, OR		5-8	165	Fr.
	13	Chase Penry		6-0	192	R-Sr.
LT	77	Kage Casey		6-5	311	R-Jr.
	70	Kyle Cox		6-6	300	R-So.
LG	78	Tyler Keinath, OR	KIGH-neth	6-2	318	R-Sr.
	67	Jason Steele		6-4	300	R-So.
	68	Jake Steele		6-4	302	R-Jr.
C	63	Mason Randolph		6-4	310	R-Sr.
	72	Zach Holmes		6-2	295	R-Sr.
RG	62	Roger Carreon	CARRY-on	6-5	310	R-Jr.
	64	Carson Rasmussen		6-5	300	R-So.
RT	75	Daylon Metoyer, OR	meh-TOY-urr	6-4	321	R-Jr.
	65	Hall Schmidt		6-7	310	R-Jr.
	74	Alma Taleni	AL-muh tuh-LAY-nee	6-7	297	R-Fr.
TE	85	Matt Lauter	LAW-tur	6-3	245	R-Sr.
	88	Matt Wagner		6-5	250	R-So.
Z	80	Cameron Bates, OR		5-10	180	So.
	82	Ben Ford		5-10	187	R-Sr.
	17	Demetric Whitlock Jr.	duh-MEE-trick	6-0	185	R-Jr.
QB	4	Maddux Madsen		5-10	207	R-Jr.
	14	Max Cutforth		6-2	208	R-So.
RB	26	Sire Gaines, OR		6-0	217	R-Fr.
	8	Malik Sherrod	shuh-ROD	5-8	177	6th
	24	Dylan Riley		5-10	192	So.

SPECIAL TEAMS

POS.	NO.	NAME	PRONUNCIATION	HT	WT	CL
P	37	Oscar Doyle		6-3	214	Jr.
	16	Kaleb Annett		6-3	195	R-Fr.
K	35	Colton Boomer		5-10	175	R-Jr.
	48	Canaan Moore, OR	KAY-nin	5-11	170	Fr.
	30	Jarrett Reeser		5-9	205	R-Jr.
KO	35	Colton Boomer, OR		5-10	175	R-Jr.
	30	Jarrett Reeser		5-9	205	R-Jr.
	48	Canaan Moore	KAY-nin	5-11	170	Fr.
H	37	Oscar Doyle		6-3	214	Jr.
	31	Cole Miller		6-0	186	R-So.
LS	42	Mason Hutton		6-5	230	R-Sr.
	54	Hunter Higham	HIGH-em	6-3	245	R-So.
KR	8	Malik Sherrod	shuh-ROD	5-8	177	6th
	24	Dylan Riley, OR		5-10	192	So.
	80	Cameron Bates		5-10	180	So.
PR	8	Malik Sherrod	shuh-ROD	5-8	177	6th
	3	Latrell Caples	luh-TRELL CAPE-uhls	6-0	195	6th

DEFENSE

POS.	NO.	NAME	PRONUNCIATION	HT	WT	CL
DE	95	Max Stege	steej	6-4	269	Jr.
	15	Malakai Williams		6-5	252	R-Sr.
NT	92	David Latu, OR	LAH-too	6-4	325	R-Jr.
	19	Dion Washington		6-2	305	R-Sr.
	96	Lopez Sanusi	san-OOH-see	6-3	307	R-Fr.
DT	90	Braxton Fely	FEE-lee	6-1	296	Sr.
	99	Michael Madrie, OR	MAD-ree	6-4	290	R-So.
	94	Keanu Mailoto	kee-AH-nu muh-LOH-toh	6-5	282	R-Sr.
EDGE	5	Jayden Virgin-Morgan		6-3	260	R-Jr.
	91	Bol Bol, OR	BOWL BOWL	6-4	240	Fr.
	13	Sterling Lane II		6-3	238	R-Jr.
MLB	53	Marco Notarainni	noh-TREE-ah-nee	6-3	240	R-Sr.
	41	Boen Phelps		6-1	215	R-So.
WLB	43	Jake Ripp		6-3	240	R-Jr.
	17	Clay Martineau	MARR-tin-oh	6-3	227	So.
N	4	Davon Banks, OR	duh-VON	5-11	188	R-Sr.
	20	Jaden Mickey		6-0	182	R-Jr.
	29	Arthur de Boachie	dih-BWOH-chee	6-0	192	Fr.
FS	0	Ty Benefield		6-2	205	Jr.
	38	Travis Anderson, OR		5-11	190	R-Fr.
	31	Cole Miller		6-0	186	R-So.
BS	21	Zion Washington		6-1	214	R-Sr.
	10	Derek Ganter Jr., OR		6-0	212	R-So.
	18	Samuel Brooks		6-1	200	Jr.
FC	7	A'Marion McCoy	ah-MARR-ee-on	6-0	180	5th
	16	Franklyn Johnson Jr.		5-10	172	R-So.
BC	6	Jeremiah Earby	ERR-bee	6-2	186	Sr.
	14	Demetrius Freaney, OR		6-0	187	R-Jr.
	23	Sherrod Smith	shuh-ROD	6-1	185	So.

COACHING STAFF

NAME	TITLE
Spencer Danielson	Head Coach
Stacy Collins	Assistant Head Coach / Special Teams Coordinator / Linebackers
Erik Chinander	Defensive Coordinator / Defensive Line
Nate Potter	Offensive Coordinator / Tight Ends
Matt Miller	Co-Offensive Coordinator / Wide Receivers
Tyler Stockton	Co-Defensive Coordinator / Safeties
Zak Hill	Pass Game Coordinator / Quarterbacks
Tim Keane	Run Game Coordinator / Offensive Line
Jabril Frazier	EDGE
James Montgomery	Running Backs
Demario Warren	Cornerbacks
Matt Fleischacker	Assistant Linebackers
George Hicks	Assistant Wide Receivers
DJ Killings	Assistant Secondary
Frank Maile	Assistant Defensive Line
Danny McDonald	Assistant Tight Ends
Derrick McMahan	Assistant Special Teams / Assistant Secondary
B.J. Mullin	Assistant Defensive Backs
Tyler Rausa	Specialists / External Relations Coordinator
Kooper Richardson	Assistant Offensive Line
Demitri Washington	Assistant EDGE
Justin Udy	Assistant Quarterbacks
Dirk Koetter	Senior Analyst



FACTS AND FIGURES

BLOCKED KICKS

The following is a breakdown of blocked kicks since 1990:

SEASON	PAT	FG	PUNT	TOTAL
1990	2	5	5	12
1991	0	2	1	3
1992	0	0	2	2
1993	3	3	1	7
1994	2	2	0	4
1995	1	1	0	2
1996	0	1	1	2
1997	0	2	1	3
1998	0	0	0	0
1999	0	2	3	5
2000	0	0	3	3
2001	0	0	1	1
2002	0	1	4	5
2003	0	1	4	5
2004	1	1	2	4
2005	1	1	1	3
2006	0	2	0	2
2007	3	4	4	11
2008	0	2	2	4
2009	0	0	1	1
2010	0	2	2	4
2011	3	0	4	7
2012	0	1	0	1
2013	0	3	0	3
2014	0	2	1	3
2015	0	1	1	2
2016	0	2	1	3
2017	0	0	1	1
2018	0	1	1	2
2019	1	0	1	2
2020	1	1	3	5
2021	0	1	3	4
2022	0	1	1	2
2023	0	1	0	1
2024	0	2	1	3
TOTAL	18	48	56	122

OVERTIME GAMES

7-6

Record: 7-6 (.539) • H: 2-2 (.500) • A: 4-4 (.500) • N: 1-0 (1.000)

Date	BSU Rk	Opponent	Location	W/L	Score	# OT
Sept. 17, 1988		at Northern Arizona	Flagstaff, Ariz.	W	24-21	1
Dec. 8, 1990	10	at #4 Nevada	Reno, Nev.	L	52-59	3
Nov. 22, 1997		at Idaho	Moscow, Idaho	W	30-23	1
Nov. 21, 1998		Idaho	Boise, Idaho	L	35-36	1
Nov. 13, 2004	14/13/10	at San Jose State	San Jose, Calif.	W	56-49	2
Jan. 1, 2007	9/9/8	vs. #7/8/10 Oklahoma	Glendale, Ariz.	W	43-42	1
Oct. 14, 2007		Nevada	Boise, Idaho	W	69-67	4
Nov. 26, 2010	3/3/4	at #19/19/19 Nevada	Reno, Nev.	L	31-34	1
Nov. 23, 2013		at San Diego State	San Diego, Calif.	L	31-34	1
Sept. 9, 2017		at #20/22 Washington State	Pullman, Wash.	L	44-47	3
Nov. 11, 2017		at Colorado State	Fort Collins, Colo.	W	59-52	1
Dec. 1, 2018	19/20/22	#25/23/25 Fresno State	Boise, Idaho	L	16-19	1
Nov. 9, 2019	21/21/22	Wyoming	Boise, Idaho	W	20-17	1

AGAINST RANKED OPPONENTS (SINCE 1996)

Record: 18-25 (.419) • H: 6-5 (.545) • A: 6-15 (.286) • N: 6-5 (.545) • OT: 1-3 (.250)

NCAA DIVISION I-A/FBS ERA

RANKINGS LISTED ARE AP/COACHES

Date	BSU Ranking	Opp. Ranking	Opponent	Location	W/L	Score
Oct. 5, 1996	-/-	5/5	at Arizona State	Tempe, Ariz.	L	7-56
Sept. 27, 1997	-/-	15/14	at Washington State	Pullman, Wash.	L	0-58
Sept. 4, 1999	-/-	17/13	at UCLA	Pasadena, Calif.	L	7-38
Sept. 1, 2001	-/-	21/22	at South Carolina	Columbia, S.C.	L	13-32
Oct. 19, 2001	-/-	8/10	at Fresno State	Fresno, Calif.	W	35-30

RANKINGS LISTED ARE AP/COACHES/BCS

Date	BSU Ranking	Opp. Ranking	Opponent	Location	W/L	Score
Dec. 23, 2003	18/16/17	19/19/18	at TCU	Fort Worth, Texas	W	34-31
Dec. 31, 2004	10/10/9	7/8/10	vs. Louisville	Memphis, Tenn.	L	40-44
Sept. 3, 2005	18/19	13/13	at Georgia	Athens, Ga.	L	13-48
Nov. 10, 2005	-/-/-	20/20/20	at Fresno State	Fresno, Calif.	L	7-27
Dec. 28, 2005	-/-/-	19/19/21	Boston College	Boise, Idaho	L	21-27
Jan. 1, 2007	9/9/8	7/8/10	vs. Oklahoma	Glendale, Ariz.	W (OT)	43-42
Nov. 23, 2007	17/17/19	14/13/13	at Hawai'i	Honolulu, Hawai'i	L	27-39
Sept. 20, 2008	-/-	17/20	at Oregon	Eugene, Ore.	W	37-32
Dec. 23, 2008	9/9/9	11/11/11	vs. TCU	San Diego, Calif.	L	16-17
Sept. 3, 2009	14/16	16/14	Oregon	Boise, Idaho	W	19-8
Jan. 4, 2010	6/6/6	3/3/4	vs. TCU	Glendale, Ariz.	W	17-10
Sept. 6, 2010	3/5	10/6	vs. Virginia Tech	Landover, Md.	W	33-30
Sept. 25, 2010	3/3	24/-	Oregon State	Boise, Idaho	W	37-24
Nov. 26, 2010	3/3/4	19/19/19	at Nevada	Reno, Nev.	L (OT)	31-34
Dec. 22, 2010	10/10/10	20/19/19	vs. Utah	Las Vegas, Nev.	W	26-3
Sept. 3, 2011	5/7	19/22	vs. Georgia	Atlanta, Ga.	W	35-21
Nov. 12, 2011	5/5/5	-/24/-	TCU	Boise, Idaho	L	35-36
Aug. 31, 2012	24/22	13/13	at Michigan State	East Lansing, Mich.	L	13-17
Sept. 20, 2013	-/-	-/25	at Fresno State	Fresno, Calif.	L	40-41

RANKINGS LISTED ARE AP/COACHES/CFP

Date	BSU Ranking	Opp. Ranking	Opponent	Location	W/L	Score
Aug. 28, 2014	-/-	18/19	vs. Ole Miss	Atlanta, Ga.	L	13-35
Dec. 31, 2014	21/21/20	12/11/10	vs. Arizona	Glendale, Ariz.	W	38-30
Sept. 9, 2017	-/-	20/22	at Washington State	Pullman, Wash.	L (3OT)	44-47
Oct. 14, 2017	-/-	19/18	at San Diego State	San Diego, Calif.	W	31-14
Dec. 2, 2017	-/-/-	22/-/25	Fresno State	Boise, Idaho	W	17-14
Sept. 15, 2018	17/17	24/19	at Oklahoma State	Stillwater, Okla.	L	21-44
Nov. 9, 2018	-/-/-	16/17/23	Fresno State	Boise, Idaho	W	24-17
Nov. 24, 2018	21/22/23	14/15/21	Utah State	Boise, Idaho	W	33-24
Dec. 1, 2018	19/20/22	25/23/25	Fresno State	Boise, Idaho	L (OT)	16-19
Nov. 6, 2020	21/23	9/9	BYU	Boise, Idaho	L	17-51
Dec. 19, 2020	-/-/-	22/25/24	vs. San Jose State	Las Vegas, Nev.	L	20-34
Sept. 18, 2019	-/-	-/22	Oklahoma State	Stillwater, Okla.	L	20-21
Oct. 9, 2021	-/-	10/10	at BYU	Provo, Utah	W	26-17
Nov. 6, 2021	-/-/-	25/-/23	at Fresno State	Fresno, Calif.	W	40-14
Nov. 26, 2021	-/-/-	22/22/21	at San Diego State	Carson, Calif.	L	16-27
Sept. 2, 2023	-/-	10/11	at Washington	Seattle, Wash.	L	19-56
Sept. 7, 2024	-/-	7/6	at Oregon	Eugene, Ore.	L	34-37
Dec. 6, 2024	10/10/10	19/19/20	UNLV	Boise, Idaho	W	21-7
Dec. 31, 2024	8/8/3	5/5/6	Penn State	Glendale, Ariz.	L	14-31
Oct. 4, 2025	-/-	21/21	Notre Dame	South Bend, Ind.		



NCAA DIVISION I-A/FBS ERA

Record: 129-24 (.843) • H: 66-5 (.930) • A: 54-14 (.794) • N: 9-5 (.643) • OT: 3-2 (.600)

RANKINGS LISTED ARE AP/COACHES

Date	Ranking		Opponent	Location	W/L	Score
	BSU	Opp.				
Nov. 16, 2002	-/23	-/-	Louisiana Tech	Boise, Idaho	W	36-10
Nov. 23, 2002	23/21	-/-	at Nevada	Reno, Nev.	W	44-7
Dec. 31, 2002	18/15	-/-	Iowa State	Boise, Idaho	W	34-16

RANKINGS LISTED ARE AP/COACHES/BCS

Date	Ranking				Location	W/L	Score
Nov. 15, 2003	24/23	-/-	UTEP		Boise, Idaho	W	51-21
Nov. 21, 2003	20/20/23	-/-	at Fresno State		Fresno, Calif.	W	31-17
Nov. 29, 2003	18/18/19	-/-	Nevada		Boise, Idaho	W	56-3
Dec. 6, 2003	18/17/19	-/-	at Hawai'i		Honolulu, Hawai'i	W	45-28
Dec. 23, 2003	18/16/17	19/19/18	at TCU		Fort Worth, Texas	W	34-31
Sept. 18, 2004	23/23	-/-	at UTEP		El Paso, Texas	W	47-31
Sept. 24, 2004	21/21	-/-	BYU		Boise, Idaho	W	28-27
Oct. 2, 2004	23/21	-/-	SMU		Boise, Idaho	W	38-20
Oct. 16, 2004	21/19	-/-	at Tulsa		Tulsa, Okla.	W	45-42
Oct. 23, 2004	19/16/14	-/-	Fresno State		Boise, Idaho	W	33-16
Oct. 29, 2004	18/15/13	-/-	Hawai'i		Boise, Idaho	W	69-3
Nov. 13, 2004	14/13/10	-/-	at San Jose State		San Jose, Calif.	W (OT)	56-49
Nov. 20, 2004	13/12/9	-/-	Louisiana Tech		Boise, Idaho	W	55-14
Nov. 27, 2004	10/10/7	-/-	at Nevada		Reno, Nev.	W	58-21
Dec. 31, 2004	10/10/9	7/8/10	vs. Louisville		Memphis, Tenn.	L	40-44
Sept. 3, 2005	18/19	13/13	at Georgia		Athens, Ga.	L	13-48
Sept. 23, 2006	25/25	-/-	Hawai'i		Boise, Idaho	W	41-34
Sept. 30, 2006	22/22	-/-	at Utah		Salt Lake City, Utah	W	36-3
Oct. 7, 2006	20/21	-/-	Louisiana Tech		Boise, Idaho	W	55-14
Oct. 15, 2006	18/17/15	-/-	at New Mexico St.		Las Cruces, N.M.	W	40-28
Oct. 21, 2006	18/17/15	-/-	at Idaho		Moscow, Idaho	W	42-26
Nov. 1, 2006	14/14/14	-/-	Fresno State		Boise, Idaho	W	45-21
Nov. 11, 2006	14/13/14	-/-	at San Jose State		San Jose, Calif.	W	23-20
Nov. 18, 2006	13/13/12	-/-	Utah State		Boise, Idaho	W	49-10
Nov. 25, 2006	12/12/11	-/-	at Nevada		Reno, Nev.	W	38-7
Jan. 1, 2007	9/9/8	7/8/10	vs. Oklahoma		Glendale, Ariz.	W (OT)	43-42
Aug. 31, 2007	24/23	-/-	Weber State		Boise, Idaho	W	56-7
Sept. 8, 2007	22/20	-/-	at Washington		Seattle, Wash.	L	10-24
Nov. 3, 2007	21/22/22	-/-	San Jose State		Boise, Idaho	W	42-7
Nov. 10, 2007	19/19/20	-/-	at Utah State		Logan, Utah	W	52-0
Nov. 17, 2007	17/15/18	-/-	Idaho		Boise, Idaho	W	58-14
Nov. 23, 2007	17/17/19	14/13/13	at Hawai'i		Honolulu, Hawai'i	L	27-39
Dec. 23, 2007	24/22/24	-/-	vs. East Carolina		Honolulu, Hawai'i	L	38-41
Oct. 1, 2008	17/17	-/-	Louisiana Tech		Boise, Idaho	W	38-3
Oct. 11, 2008	15/16	-/-	at Southern Miss		Hattiesburg, Miss.	W	24-7
Oct. 17, 2008	15/16	-/-	Hawai'i		Boise, Idaho	W	27-7
Oct. 24, 2008	13/13/12	-/-	at San Jose State		San Jose, Calif.	W	33-16
Nov. 1, 2008	11/13/11	-/-	at New Mexico St.		Las Cruces, N.M.	W	49-0
Nov. 8, 2008	9/10/10	-/-	Utah State		Boise, Idaho	W	49-14
Nov. 15, 2008	9/9/9	-/-	at Idaho		Moscow, Idaho	W	45-10
Nov. 22, 2008	9/9/9	-/-	at Nevada		Reno, Nev.	W	41-34
Nov. 28, 2008	9/9/9	-/-	Fresno State		Boise, Idaho	W	61-10
Dec. 23, 2008	9/9/9	11/11/11	vs. TCU		San Diego, Calif.	L	16-17
Sept. 3, 2009	14/16	16/14	Oregon		Boise, Idaho	W	19-8
Sept. 12, 2009	12/11	-/-	Miami (Ohio)		Boise, Idaho	W	48-0
Sept. 18, 2009	10/10	-/-	at Fresno State		Fresno, Calif.	W	51-34
Sept. 26, 2009	8/8	-/-	at Bowling Green		Bowling Green, Ohio	W	49-14
Oct. 3, 2009	5/5	-/-	UC Davis		Boise, Idaho	W	34-16
Oct. 14, 2009	5/6	-/-	at Tulsa		Tulsa, Okla.	W	28-21
Oct. 24, 2009	6/5/4	-/-	at Hawai'i		Honolulu, Hawai'i	W	54-9
Oct. 31, 2009	6/5/7	-/-	San Jose State		Boise, Idaho	W	45-7
Nov. 6, 2009	5/5/7	-/-	at Louisiana Tech		Ruston, La.	W	45-35
Nov. 14, 2009	6/6/6	-/-	Idaho		Boise, Idaho	W	63-25
Nov. 20, 2009	6/6/6	-/-	at Utah State		Logan, Utah	W	52-21
Nov. 27, 2009	6/6/6	-/-	Nevada		Boise, Idaho	W	44-33
Dec. 5, 2009	6/6/6	-/-	New Mexico State		Boise, Idaho	W	42-7
Jan. 4, 2010	6/6/6	3/3/4	vs. TCU		Glendale, Ariz.	W	17-10
Sept. 6, 2010	3/5	10/6	vs. Virginia Tech		Landover, Md.	W	33-30
Sept. 18, 2010	3/3	-/-	at Wyoming		Laramie, Wyo.	W	51-6
Sept. 25, 2010	3/3	24/-	Oregon State		Boise, Idaho	W	37-24
Oct. 2, 2010	3/3	-/-	at New Mexico St.		Las Cruces, N.M.	W	59-0
Oct. 9, 2010	4/4	-/-	Toledo		Boise, Idaho	W	57-14
Oct. 16, 2010	3/3	-/-	at San Jose State		San Jose, Calif.	W	48-0
Oct. 26, 2010	2/2/3	-/-	Louisiana Tech		Boise, Idaho	W	49-20
Nov. 6, 2010	2/3/4	-/-	Hawai'i		Boise, Idaho	W	42-7
Nov. 12, 2010	4/3/4	-/-	at Idaho		Moscow, Idaho	W	52-14
Nov. 19, 2010	3/3/4	-/-	Fresno State		Boise, Idaho	W	51-0
Nov. 26, 2010	3/3/4	19/19/19	at Nevada		Reno, Nev.	L (OT)	31-34
Dec. 4, 2010	9/10/11	-/-	Utah State		Boise, Idaho	W	50-14
Dec. 22, 2010	10/10/10	10/19/19	vs. Utah		Las Vegas, Nev.	W	26-3
Sept. 3, 2011	5/7	19/22	vs. Georgia		Atlanta, Ga.	W	35-21
Sept. 16, 2011	4/4	-/-	at Toledo		Toledo, Ohio	W	40-15
Sept. 24, 2011	4/4	-/-	Tulsa		Boise, Idaho	W	41-21
Oct. 1, 2011	4/5	-/-	Nevada		Boise, Idaho	W	30-10
Oct. 7, 2011	5/6	-/-	at Fresno State		Fresno, Calif.	W	57-7
Oct. 15, 2011	5/6	-/-	at Colorado State		Fort Collins, Colo.	W	63-13

Oct. 22, 2011	5/7/5	-/-	Air Force	Boise, Idaho	W	37-26
Nov. 5, 2011	5/5/5	-/-	at UNLV	Las Vegas, Nev.	W	48-21
Nov. 12, 2011	5/5/5	-/24/-	TCU	Boise, Idaho	L	35-36
Nov. 19, 2011	10/11/7	-/-	at San Diego State	San Diego, Calif.	W	52-35
Nov. 26, 2011	7/8/7	-/-	Wyoming	Boise, Idaho	W	36-14
Dec. 3, 2011	9/8/7	-/-	New Mexico	Boise, Idaho	W	45-0
Dec. 22, 2011	8/6/7	-/-	vs. Arizona State	Las Vegas, Nev.	W	56-24
Aug. 31, 2012	24/22	13/13	at Michigan State	East Lansing, Mich.	L	13-17
Sept. 20, 2012	24/-	-/-	BYU	Boise, Idaho	W	7-6
Sept. 29, 2012	24/-	-/-	at New Mexico	Albuquerque, N.M.	W	32-29
Oct. 6, 2012	-/25	-/-	at Southern Miss	Hattiesburg, Miss.	W	40-14
Oct. 13, 2012	24/22	-/-	Fresno State	Boise, Idaho	W	20-10
Oct. 20, 2012	24/22/22	-/-	UNLV	Boise, Idaho	W	32-7
Oct. 27, 2012	21/18/21	-/-	at Wyoming	Laramie, Wyo.	W	45-14
Nov. 3, 2012	19/14/19	-/-	San Diego State	Boise, Idaho	L	19-21
Nov. 10, 2012	24/22/22	-/-	at Hawai'i	Honolulu, Hawai'i	W	49-14
Nov. 17, 2012	-/24/-	-/-	Colorado State	Boise, Idaho	W	42-14
Dec. 1, 2012	25/15/20	-/-	at Nevada	Reno, Nev.	W	27-21
Dec. 22, 2012	20/15/19	-/-	vs. Washington	Las Vegas, Nev.	W	28-26
Aug. 31, 2013	19/19	-/-	at Washington	Seattle, Wash.	L	6-38

RANKINGS LISTED ARE AP/COACHES/CFP

Date	Ranking		Opponent	Location	W/L	Score
	BSU	Opp.				
Nov. 29, 2014	25/25/23	-/-	Utah State	Boise, Idaho	W	50-19
Dec. 6, 2014	22/22/22	-/-	Fresno State	Boise, Idaho	W	28-14
Dec. 31, 2014	21/21/20	12/11/10	vs. Arizona	Glendale, Ariz.	W	38-30
Sept. 4, 2015	23/24	-/-	Washington	Boise, Idaho	W	16-13
Sept. 12, 2015	20/22	-/-	at BYU	Provo, Utah	L	24-35
Oct. 10, 2015	25/24	-/-	at Colorado State	Fort Collins, Colo.	W	41-10
Oct. 16, 2015	21/20	-/-	at Utah State	Logan, Utah	L	26-52
Oct. 1, 2016	24/-	-/-	Utah State	Boise, Idaho	W	21-10
Oct. 7, 2016	19/19	-/-	at New Mexico	Albuquerque, N.M.	W	49-21
Oct. 15, 2016	15/15	-/-	Colorado State	Boise, Idaho	W	28-23
Oct. 20, 2016	14/14	-/-	BYU	Boise, Idaho	W	28-27
Oct. 29, 2016	13/13	-/-	at Wyoming	Laramie, Wyo.	L	28-30
Nov. 4, 2016	24/24/24	-/-	San Jose State	Boise, Idaho	W	45-31
Nov. 12, 2016	24/24/22	-/-	at Hawai'i	Honolulu, Hawai'i	W	52-16
Nov. 18, 2016	22/23/20	-/-	UNLV	Boise, Idaho	W	42-25
Nov. 25, 2016	20/19/19	-/-	at Air Force	USFA, Colo.	L	20-27
Nov. 18, 2017	-/-/25	-/-	Air Force	Boise, Idaho	W	44-19
Nov. 25, 2017	25/24/23	-/-	at Fresno State	Fresno, Calif.	L	17-28
Dec. 16, 2017	25/25/25	-/-	vs. Oregon	Las Vegas, Nev.	W	38-28
Sept. 1, 2018	22/22	-/-	at Troy	Troy, Ala.	W	56-20
Sept. 8, 2018	20/19	-/-	Connecticut	Boise, Idaho	W	62-7
Sept. 15, 2018	17/17	24/19	at Oklahoma State	Stillwater, Okla.	L	21-44
Sept. 29, 2018	-/25	-/-	at Wyoming	Laramie, Wyo.	W	34-14
Oct. 6, 2018	-/24	-/-	San Diego State	Boise, Idaho	L	13-19
Nov. 16, 2018	23/24/25	-/-	at New Mexico	Albuquerque, N.M.	W	45-14
Nov. 24, 2018	21/22/23	14/15/21	Utah State	Boise, Idaho	W	33-24
Dec. 1, 2018	19/20/22	25/23/25	Fresno State	Boise, Idaho	L (OT)	16-19
Dec. 26, 2018	23/24/25	-/-	vs. Boston College	Dallas, Texas	CCD	---
Sept. 6, 2019	24/24	-/-	Marshall	Boise, Idaho	W	14-7
Sept. 14, 2019	22/22	-/-	Portland State	Boise, Idaho	W	45-10
Sept. 20, 2019	20/20	-/-	Air Force	Boise, Idaho	W	30-19
Oct. 5, 2019	16/15	-/-	at UNLV	Las Vegas, Nev.	W	38-13
Oct. 12, 2019	14/14	-/-	Hawai'i	Boise, Idaho	W	59-37
Oct. 19, 2019	14/13	-/-	at BYU	Provo, Utah	L	25-28
Nov. 2, 2019	21/21	-/-	at San Jose State	San Jose, Calif.	W	52-42
Nov. 9, 2019	21/21/22	-/-	Wyoming	Boise, Idaho	W (OT)	20-17
Nov. 16, 2019	19/19/21	-/-	New Mexico	Boise, Idaho	W	42-9
Nov. 23, 2019	20/19/20	-/-	at Utah State	Logan, Utah	W	56-21
Nov. 29, 2019	20/19/20	-/-	at Colorado State	Fort Collins, Colo.	W	31-24
Dec. 7, 2019	19/17/19	-/-	Hawai'i	Boise, Idaho	W	31-10
Dec. 19, 2019	18/18/19	-/-	vs. Washington	Las Vegas, Nev.	L	7-38
Oct. 31, 2020	25/-	-/-	at Air Force	USFA, Colo.	W	49-30
Nov. 6, 2020	21/23	9/9	BYU	Boise, Idaho	L	17-51
Sept. 28, 2024	25/-	-/-	Washington State	Boise, Idaho	W	45-24
Oct. 5, 2024	21/-	-/-	Utah State	Boise, Idaho	W	62-30
Oct. 12, 2024	17/22	-/-	at Hawai'i	Manoa, Hawai'i	W	28-7
Oct. 25, 2024	17/19	-/-	at UNLV	Las Vegas, Nev.	W	29-24
Nov. 1, 2024	15/19	-/-	San Diego State	Boise, Idaho	W	56-24
Nov. 9, 2024	12/14/12	-/-	Nevada	Boise, Idaho	W	28-21
Nov. 16, 2024	13/13/13	-/-	at San Jose State	San Jose, Calif.	W	42-21
Nov. 23, 2024	12/12/13	-/-	at Wyoming	Laramie, Wyo.	W	17-14
Nov. 29, 2024	11/11/11	-/-	Oregon State	Boise, Idaho	W	34-18
Dec. 6, 2024	10/10/10	19/19/20	UNLV	Boise, Idaho	W	21-7
Dec. 31, 2024	8/8/3	5/5/6	Penn State	Glendale, Ariz.	L	14-31
Aug. 28, 2025	25/25	-/-	South Florida	Tampa, Fla.	L	7-34



109-21

Record: 109-21 (.838) • H: 55-9 (.859) • A: 52-10 (.839) • N: 2-2 (.500) • OT: 2-1 (.667)

In Mountain West Play: 91-17 (.843) • H: 46-7 (.868) • A: 45-10 (.818) • N: 0-0 (---) • OT: 2-0 (1.000)

Date	Ranking BSU	Opp	Opponent	Location	W/L	Score	Att.
9/25/1999	-	-	New Mexico	Boise	W	20-9	20,806
10/2/1999	-	-	Utah	Boise	W	26-20	21,817
9/2/2000	-	-	New Mexico	Albuquerque	W	31-14	22,090
9/14/2002	-	-	Wyoming	Laramie	W	35-13	16,256
9/27/2003	-	-	Wyoming	Boise	W	33-17	30,192
10/30/2003	-	-	BYU	Provo	W	50-12	60,554
9/24/2004	21/21	-	BYU	Boise	W	28-27	30,601
9/16/2006	-	-	Wyoming	Laramie	W	17-10	17,880
9/30/2006	22/22	-	Utah	Salt Lake City	W	36-3	45,222
9/15/2007	-	-	Wyoming	Boise	W	24-14	30,199
12/23/2008	9/9/9	11/11/11	TCU	San Diego	L	16-17	34,628
1/4/2010	6/6/6	3/3/4	TCU	Glendale	W	17-10	73,227
9/18/2010	3/3	-	Wyoming	Laramie	W	51-6	29,014
12/22/2010	10/10/10	-	Utah	Las Vegas	W	26-3	41,923
10/15/2011	5/6	-	Colorado State	Fort Collins	W	53-13	30,027
10/22/2011	5/7/5	-	Air Force	Boise	W	37-26	34,196
11/5/2011	5/5/5	-	UNLV	Las Vegas	W	48-21	26,281
11/12/2011	5/5/5	-/24/-	TCU	Boise	L	35-36	34,146
11/19/2011	10/11/7	-	San Diego State	San Diego	W	52-35	52,256
11/26/2011	7/8/7	-	Wyoming	Boise	W	36-14	33,773
12/3/2011	9/8/7	-	New Mexico	Boise	W	45-0	33,878
9/29/2012	24/-	-	New Mexico	Albuquerque	W	32-29	28,270
10/13/2012	24/22	-	Fresno State	Boise	W	20-10	35,742
10/20/2012	24/22/22	-	UNLV	Boise	W	32-7	36,012
10/27/2012	21/18/21	-	Wyoming	Laramie	W	45-14	17,855
11/3/2012	19/14/19	-	San Diego State	Boise	L	19-21	36,084
11/10/2012	-/24/22	-	Hawai'i	Honolulu	W	49-14	29,471
11/17/2012	-/22/-	-	Colorado State	Boise	W	42-14	33,545
12/1/2012	25/15/20	-	Nevada	Reno	W	27-21	30,017
9/13/2013	-	-	Air Force	Boise	W	42-20	36,069
9/20/2013	-	-/25	Fresno State	Fresno	L	40-41	41,031
10/12/2013	-	-	Utah State	Logan	W	34-23	25,513
10/19/2013	-	-	Nevada	Boise	W	34-17	35,843
11/2/2013	-	-	Colorado State	Fort Collins	W	42-30	21,133
11/16/2013	-	-	Wyoming	Boise	W	48-7	33,992
11/23/2013	-	-	San Diego State	San Diego	L	31-34	33,645
11/30/2013	-	-	New Mexico	Boise	W	45-17	31,645
9/6/2014	-	-	Colorado State	Boise	W	37-24	34,910
9/27/2014	-	-	Air Force	USAFA	L	14-28	30,012
10/4/2014	-	-	Nevada	Reno	W	51-46	32,327
10/17/2014	-	-	Fresno State	Boise	W	37-27	35,008
11/8/2014	-	-	New Mexico	Albuquerque	W	60-49	21,089
11/15/2014	-	-	San Diego State	Boise	W	38-29	27,478
11/22/2014	-	-	Wyoming	Laramie	W	63-14	15,821
11/29/2014	25/25/23	-	Utah State	Boise	W	50-19	33,940
12/6/2014	22/22/22	-	Fresno State	Boise	W	28-14	26,101
10/3/2015	-	-	Hawai'i	Boise	W	55-0	35,907
10/10/2015	25/24	-	Colorado State	Fort Collins	W	41-10	26,117
10/16/2015	-	-	Utah State	Logan	L	26-52	22,509
10/24/2015	-	-	Wyoming	Boise	W	34-14	31,946
10/31/2015	-	-	UNLV	Las Vegas	W	55-27	14,315
11/14/2015	-	-	New Mexico	Boise	L	24-31	32,780
11/20/2015	-	-	Air Force	Boise	L	30-37	30,332
11/27/2015	-	-	San Jose State	San Jose	W	40-23	15,770
10/1/2016	24/-	-	Utah State	Boise	W	21-10	36,602
10/7/2016	19/19	-	New Mexico	Albuquerque	W	49-21	20,090
10/15/2016	15/15	-	Colorado State	Boise	W	28-23	33,448
10/29/2016	13/13	-	Wyoming	Laramie	L	28-30	24,023
11/4/2016	24/24/24	-	San Jose State	Boise	W	45-31	31,863
11/12/2016	24/22/22	-	Hawai'i	Honolulu	W	52-16	22,731
11/18/2016	22/23/20	-	UNLV	Boise	W	42-25	32,989
11/25/2016	20/19/19	-	Air Force	USAFA	L	20-27	23,556
9/14/2017	-	-	New Mexico	Boise	W	28-14	28,385
10/14/2017	-	19/18	San Diego State	San Diego	W	31-14	49,053
10/21/2017	-	-	Wyoming	Boise	W	24-14	35,656
10/28/2017	-	-	Utah State	Logan	W	41-14	19,012
11/4/2017	-	-	Nevada	Boise	W	41-14	30,858
11/11/2017	-	-	Colorado State	Fort Collins	W (OT)	59-52	32,166
11/18/2017	-/-/25	-	Air Force	Boise	W	44-19	33,030
11/25/2017	25/24	-	Fresno State	Fresno	L	17-28	31,526
12/2/2017	-	25/-/25	Fresno State	Boise	W	17-14	24,515
9/29/2018	-/25	-	Wyoming	Laramie	W	34-14	22,271
10/6/2018	-/24	-	San Diego State	Boise	L	13-19	36,679
10/13/2018	-	-	Nevada	Reno	W	31-27	21,431
10/19/2018	-	-	Colorado State	Boise	W	56-28	32,299
10/27/2018	-	-	Air Force	USAFA	W	48-38	27,753
11/9/2018	-	16/17/23	Fresno State	Boise	W	24-17	33,118
11/16/2018	23/24/25	-	New Mexico	Albuquerque	W	45-14	16,883
11/24/2018	21/22/23	14/15/21	Utah State	Boise	W	33-24	35,690
12/1/2018	19/20/22	25/23	Fresno State	Boise	L (OT)	16-19	23,662
9/20/2019	20/20	-	Air Force	Boise	W	30-19	36,498

Date	Ranking BSU	Opp	Opponent	Location	W/L	Score	Att.
10/5/2019	16/15	-	UNLV	Las Vegas	W	38-13	24,681
10/12/2019	14/14	-	Hawai'i	Boise	W	59-37	36,902
11/2/2019	21/21	-	San Jose State	San Jose	W	52-42	19,184
11/9/2019	21/21/22	-	Wyoming	Boise	W (OT)	20-17	33,018
11/16/2019	19/19/21	-	New Mexico	Boise	W	42-9	31,492
11/23/2019	20/19/20	-	Utah State	Logan	W	56-21	18,315
11/29/2019	20/19/20	-	Colorado State	Fort Collins	W	31-24	12,324
12/7/2019	19/17/19	-	Hawai'i	Boise	W	31-10	23,561
10/24/2020	-	-	Utah State	Boise	W	42-13	-
10/31/2020	25/-	-	Air Force	USAFA	W	49-30	500
11/12/2020	-	-	Colorado State	Boise	W	52-21	1,100
11/21/2020	-	-	Hawai'i	Honolulu	W	40-32	-
12/12/2020	-	-	Wyoming	Laramie	W	17-9	2,978
12/19/2020	-	25/25/24	San Jose State	Las Vegas	L	20-34	-
9/25/2021	-	-	Utah State	Logan	W	27-3	23,715
10/2/2021	-	-	Nevada	Boise	L	31-41	37,426
10/16/2021	-	-	Air Force	Boise	L	17-24	34,446
10/30/2021	-	-	Colorado State	Fort Collins	W	28-19	25,221
11/6/2021	-	25/-/23	Fresno State	Fresno	W	40-14	41,031
11/12/2021	-	-	Wyoming	Boise	W	23-13	35,454
11/20/2021	-	-	New Mexico	Boise	W	37-0	28,542
11/26/2021	-	-	San Diego State	Carson	L	16-27	11,886
9/9/2022	-	-	New Mexico	Albuquerque	W	31-14	16,157
9/30/2022	-	-	San Diego State	Boise	W	35-13	34,910
10/8/2022	-	-	Fresno State	Boise	W	40-20	37,663
10/22/2022	-	-	Air Force	USAFA	W	19-14	25,254
10/29/2022	-	-	Colorado State	Boise	W	49-10	33,895
11/12/2022	-	-	Nevada	Reno	W	41-3	14,960
11/19/2022	-	-	Wyoming	Laramie	W	20-17	17,345
11/25/2022	-	-	Utah State	Boise	W	42-23	31,402
12/3/2022	-	-	Fresno State	Boise	L	16-28	24,037
9/22/2023	-	-	San Diego State	San Diego	W	34-31	23,374
10/7/2023	-	-	San Jose State	Boise	W	35-27	37,491
10/14/2023	-	-	Colorado State	Fort Collins	L	30-31	34,901
10/28/2023	-	-	Wyoming	Boise	W	32-7	35,189
11/4/2023	-	-	Fresno State	Fresno	L	30-37	41,031
11/11/2023	-	-	New Mexico	Boise	W	42-14	34,076
11/18/2023	-	-	Utah State	Logan	W	45-10	17,821
11/24/2023	-	-	Air Force	Boise	W	27-19	36,390
12/2/2023	-	-	UNLV	Las Vegas	W	44-20	31,473
10/5/2024	21/-	-	Utah State	Boise	W	62-30	37,210
10/12/2024	17/22	-	Hawai'i	Honolulu	W	28-7	15,194
10/25/2024	17/19	-	UNLV	Las Vegas	W	29-24	42,228
11/1/2024	15/19	-	San Diego State	Boise	W	56-24	36,838
11/9/2024	12/14/12	-	Nevada	Boise	W	28-21	37,143
11/16/2024	13/13/13	-	San Jose State	San Jose	W	42-21	20,517
11/23/2024	12/12/13	-	Wyoming	Laramie	W	17-14	18,094
12/6/2024	10/10/10	19/19/20	UNLV	Boise	W	21-7	36,663
9/20/2025	-	-	Air Force	USAFA	W	49-37	24,046



TOTAL OFFENSE

Yards	
500+	507
	Kellen Moore vs. Hawai'i; Nov. 6, 2010
400+	427
	Brett Rypien vs. BYU; Oct. 20, 2016
300+	307
	<i>Maddux Madsen vs. App State; Sept. 27, 2025</i>

PASSING

Yards	
500+	503
	Brett Rypien vs. New Mexico; Nov. 14, 2015
400+	407
	Hank Bachmeier at Florida State; Aug. 31, 2019
300+	321
	<i>Maddux Madsen vs. App State; Sept. 27, 2025</i>
300+ by Half	317
	Brett Rypien vs. BYU; Oct. 20, 2016

Attempts	
60+	75
	Brett Rypien vs. New Mexico; Nov. 14, 2015
50+	51
	Hank Bachmeier at Florida State; Aug. 31, 2019
40+	46
	<i>Maddux Madsen at South Florida; Aug. 28, 2025</i>
30+	37
	<i>Maddux Madsen vs. App State; Sept. 27, 2025</i>

Completions	
40+	40
	Brett Rypien vs. New Mexico; Nov. 14, 2015
30+	34
	Hank Bachmeier vs. Nevada; Oct. 2, 2021
20+	25
	<i>Maddux Madsen vs. App State; Sept. 27, 2025</i>

Pass Percentage (Min. 15 Attempts)	
.800+	.840 (21/25)
	<i>Maddux Madsen vs. Utah State; Oct. 5, 2024</i>
.700+	.733 (22/30)
	<i>Maddux Madsen at San Jose State; Nov. 16, 2024</i>
.600+	.676 (25/37)
	<i>Maddux Madsen vs. App State; Sept. 27, 2025</i>

Touchdown Passes	
6+	6
	Jim McMillan vs. Montana; Nov. 16, 1974
5+	5
	Brett Rypien vs. Air Force; Oct. 27, 2018
4+	4
	<i>Maddux Madsen vs. App State; Sept. 27, 2025</i>
3+	4
	<i>Maddux Madsen vs. App State; Sept. 27, 2025</i>

Passes Had Intercepted	
5+	6
	Mike Virden vs. Montana; Oct. 28, 1989
4+	4
	Grant Hedrick vs. Air Force; Sept. 27, 2014
3+	3
	<i>Maddux Madsen vs. #6 Penn State (Fiesta Bowl); Dec. 31, 2024</i>

RUSHING

Yards	
250+	259
	Ashton Jeanty vs. Washington State; Sept. 28, 2024
200+	209
	Ashton Jeanty vs. #20 UNLV (MW Championship); Dec. 6, 2024
150+	171
	<i>Dylan Riley at Air Force; Sept. 20, 2025</i>
100+	171
	<i>Dylan Riley at Air Force; Sept. 20, 2025</i>
100 by Halftime	132
	Ashton Jeanty vs. #20 UNLV (MW Championship); Dec. 6, 2024
Multiple Players with 100+	267, 110
	Ashton Jeanty, <i>Sire Gaines at Georgia Southern; Aug. 31, 2024</i>

Attempts	
35+	37
	Ashton Jeanty vs. Oregon State; Nov. 29, 2024
30+	30
	Ashton Jeanty vs. #6 Penn State (Fiesta Bowl); Dec. 31, 2024
25+	30
	Ashton Jeanty vs. #6 Penn State (Fiesta Bowl); Dec. 31, 2024
20+	30
	Ashton Jeanty vs. #6 Penn State (Fiesta Bowl); Dec. 31, 2024

Yards Per Carry (Min. 10 Attempts)	
10.0+	14.3 (13-186)
	Ashton Jeanty vs. Utah State; Oct. 5, 2024
8.0+	9.0 (19-171)
	<i>Dylan Riley at Air Force; Sept. 20, 2025</i>
6.0+	9.0 (19-171)
	<i>Dylan Riley at Air Force; Sept. 20, 2025</i>

Touchdowns	
5+	6
	Ashton Jeanty at Georgia Southern; Aug. 31, 2024
4+	4
	<i>Dylan Riley at Air Force; Sept. 20, 2025</i>
3+	4
	<i>Dylan Riley at Air Force; Sept. 20, 2025</i>

Longest Run From Scrimmage	
80+	91
	Taylen Green vs. Utah State; Nov. 25, 2022
70+	77
	<i>Dylan Riley vs. Eastern Washington; Sept. 5, 2025</i>
60+	77
	<i>Dylan Riley vs. Eastern Washington; Sept. 5, 2025</i>
50+	77
	<i>Dylan Riley vs. Eastern Washington; Sept. 5, 2025</i>
40+	43
	<i>Dylan Riley at Air Force; Sept. 20, 2025</i>

RECEIVING

Receptions	
15+	20
	Thomas Sperbeck vs. New Mexico; Nov. 14, 2015
10+	10
	Stefan Cobbs vs. Nevada; Oct. 2, 2021
8+	8
	Eric McAlister at Fresno State; Nov. 4, 2023
5+	5
	<i>Latrell Caples vs. App State; Sept. 27, 2025</i>
10 at Halftime	10
	Shane Williams-Rhodes vs. Wyoming; Nov. 16, 2013
Multiple Receivers w/ 10+	14, 12
	Shane Williams-Rhodes, Jay Ajayi vs. Ole Miss; Aug. 28, 2014

Yards	
250+	281
	Thomas Sperbeck vs. New Mexico; Nov. 14, 2015
200+	221
	Cedrick Wilson vs. Oregon (Las Vegas Bowl); Dec. 16, 2017
150+	160
	Eric McAlister vs. Wyoming; Oct. 28, 2023
100+	132
	<i>Chris Marshall vs. Eastern Washington; Sept. 5, 2025</i>

100+ by a Running Back	118
	Ashton Jeanty vs. Air Force; Nov. 24, 2023
100+ by a Tight End	120
	Derek Schouman vs. Idaho; Sept. 4, 2004
100+ at Halftime	104
	Prince Strachan vs. New Mexico; Nov. 11, 2023
Multiple 100-yard Receivers	111, 105
	Khalil Shakir, John Hightower vs. UNLV; Oct. 5, 2019

Yards Per Catch (Min. Five Rec.)	
40.0+	40.8 (5-204)
	Al Marshall vs. Portland State; Nov. 4, 1972
30.0+	34.0 (5-170)
	Eric McAlister vs. San Jose State; Oct. 7, 2023
20.0+	23.6 (5-118)
	Ashton Jeanty vs. Air Force; Nov. 24, 2023

Touchdowns	
4+	4
	Ausitn Pettis vs. Idaho; Nov. 14, 2009
3+	3
	<i>Latrell Caples vs. San Diego State; Nov. 1, 2024</i>
2+	2
	<i>Latrell Caples vs. App State; Sept. 27, 2025</i>

Longest Reception	
90+	98
	Lawrence Bady vs. SMU; Oct. 18, 2003
80+	83
	Eric McAlister vs. San Jose State; Oct. 7, 2023
70+	75
	<i>Dylan Riley at Air Force; Sept. 20, 2025</i>
60+	75
	<i>Dylan Riley at Air Force; Sept. 20, 2025</i>
50+	75
	<i>Dylan Riley at Air Force; Sept. 20, 2025</i>

MISC.

100+ Yard Rushing/Receiving	107 rushing, 118 receiving
	Ashton Jeanty vs. Air Force; Nov. 24, 2023
Threw and Caught a TD Pass	2-yd pass, 18-yd catch
	Khalil Shakir vs. New Mexico; Nov. 16, 2019
Fumble Recovered for a TD	24 yards
	Sonatane Lui vs. New Mexico; Nov. 16, 2019
Multiple Players Threw for TDs	
4+	vs. Utah State; Nov. 8, 2008
	Kellen Moore (2), Tanyon Bissell, Mike Coughlin, Vinny Perretta (1)
3+	vs. Hawai'i; Oct. 12, 2019
	Chase Cord (3), Hank Bachmeier, Jaylon Henderson (1)
2+	vs. San Jose State; Oct. 7, 2023
	Taylen Green (1) / Maddux Madsen (1)
2-Point Conversion	<i>at Hawai'i; Oct. 12, 2024</i>
	Austin Bolt reception <i>from Maddux Madsen</i>

DEFENSE

Interceptions	
4+	4
	Steve Forrey vs. Idaho State; Nov. 2, 1968
3+	3
	Brandyn Thompson vs. Hawai'i; Oct. 17, 2008
2+	2
	JL Skinner at Wyoming; Nov. 19, 2022
Interception Return for a TD	33 yards
	<i>Boen Phelps vs. App State; Sept. 27, 2025</i>

Total Tackles	
25+	28
	Scott Russell vs. Northern Arizona; Sept. 17, 1988
20+	28
	Scott Russell vs. Northern Arizona; Sept. 17, 1988
15+	15
	DJ Schramm vs. Utah State; Nov. 25, 2022
12+	14
	Alexander Teubner at UNLV; Oct. 25, 2024

Solo Tackles	
10+	10
	Alexander Teubner vs. UCLA (LA Bowl); Dec. 16, 2023
Sacks	
4+	4.0
	Curtis Weaver vs. Portland State; Sept. 14, 2019
3+	3.0
	Isaiah Bagnah vs. Nevada; Oct. 2, 2021
2+	2.0
	<i>Braxton Fely vs. App State; Sept. 27, 2025</i>

Tackles For Loss	
4+	4.5
	Divine Obichere vs. Colorado State; Oct. 29, 2022
3+	3.0
	<i>Ty Benefield vs. Eastern Washington; Sept. 5, 2025</i>



SPECIAL TEAMS

Kickoff Returns

7+	7
Jeremy McNichols vs. San Diego State; Nov. 15, 2014	
6+	6
Kaden Dudley at Fresno State; Nov. 4, 2023	
5+	6
Kaden Dudley at Fresno State; Nov. 4, 2023	

Longest Kickoff Return

90+	96
Dylan Riley vs. Utah State; Oct. 5, 2024	
80+	96
Dylan Riley vs. Utah State; Oct. 5, 2024	
70+	96
Dylan Riley vs. Utah State; Oct. 5, 2024	
60+	96
Dylan Riley vs. Utah State; Oct. 5, 2024	
50+	96
Dylan Riley vs. Utah State; Oct. 5, 2024	
Kickoff Return for TD	96
Dylan Riley vs. Utah State; Oct. 5, 2024	

Punt Returns

9+	9
Rick Woods vs. Idaho State; Oct. 20, 1979	
7+	7
Avery Williams vs. Colorado State; Nov. 12, 2020	
6+	7
Avery Williams vs. Colorado State; Nov. 12, 2020	

Punt Return Yardage

150+	151
Quinton Jones vs. Boston College; Dec. 28, 2005	
100+	124
Avery Williams vs. Troy; Sept. 2, 2017; Troy	

Longest Punt Return

90+	90
Kyle Wilson vs. Fresno State; Nov. 28, 2008	
80+	81
Stefan Cobbs at UTEP; Sept. 10, 2021	
70+	81
Stefan Cobbs at UTEP; Sept. 10, 2021	
60+	81
Stefan Cobbs at UTEP; Sept. 10, 2021	
50+	81
Stefan Cobbs at UTEP; Sept. 10, 2021	

Punt Return for a TD

	0
Deven Wright vs. New Mexico; Sept. 9, 2022	

Punts

8+	8
James Ferguson-Reynolds at #7/6 Oregon; Sept. 7, 2024	
7+	7
James Ferguson-Reynolds vs. #20 UNLV (MW Championship); Dec. 6, 2024	
6+	7
James Ferguson-Reynolds vs. #20 UNLV (MW Championship); Dec. 6, 2024	

Punt Average (Min. Five Punts)

50.0+	51.0 (6-306)
James Ferguson-Reynolds at Utah State; Nov. 18, 2023	
48.0+	48.0 (5-240)
James Ferguson-Reynolds at Wyoming; Nov. 23, 2024	
45.0+	48.0 (5-240)
James Ferguson-Reynolds at Wyoming; Nov. 23, 2024	

Field Goals

5+	5
Eric Sachse at Florida State; Aug. 31, 2019	
4+	4
Jonah Dalmás at Air Force; Oct. 22, 2022	
3+	3
Jonah Dalmás at UNLV; Oct. 25, 2024	

Long Field Goals

55+	56
Jonah Dalmás vs. UCF; Sept. 9, 2023	
50+	50
Jonah Dalmás at UNLV (MW Championship); Dec. 2, 2023	
45+	48
Jonah Dalmás vs. Utah State; Oct. 5, 2024	

Points After Touchdown

10+	10
Anthony Montgomery vs. Idaho; Nov. 19, 2005	
9+	9
Dan Goodale vs. UT Martin; Sept. 7, 2013	
8+	8
Jonah Dalmás vs. San Diego State; Nov. 1, 2024	
7+	7
Colton Boomer at Air Force; Sept. 20, 2025	

THE LAST TIME (TEAM)

OFFENSE - TEAM

Yards of Total Offense

700+	818
vs. Connecticut; Sept. 8, 2018	
600+	637
vs. Eastern Washington; Sept. 5, 2025	
500+	592
at Air Force; Sept. 20, 2025	

Fewest Yards of Total Offense

100-	69
vs. Fresno State; Sept. 17, 1977	
200-	177
vs. UTEP; Sept. 23, 2022	
300-	177
vs. UTEP; Sept. 23, 2022	

Passing Yards

500+	503
vs. New Mexico; Nov. 14, 2015	
400+	407
at Florida State; Aug. 31, 2019	
300+	321
vs. App State; Sept. 27, 2025	

Fewest Passing Yards

50-	49
vs. Northern Arizona; Nov. 11, 1978	
100-	93
vs. UTEP; Sept. 23, 2022	
150-	119
vs. Nevada; Nov. 9, 2024	

Passing Touchdowns

6+	6
vs. Idaho; Nov. 14, 2009	
5+	5
vs. Hawai'i; Oct. 12, 2019	
4+	4
vs. App State; Sept. 27, 2025	

Rushing Yards

500+	531
vs. Montana; Oct. 27, 1973	
400+	400
vs. Connecticut; Sept. 8, 2018	
300+	328
vs. Eastern Washington; Sept. 5, 2025	

Fewest Rushing Yards

0-	-11
vs. Northern Arizona; Oct. 9, 1993	
50-	22
vs. Nevada; Oct. 2, 2021	
100-	84
vs. UTEP; Sept. 23, 2022	

Rushing Touchdowns

8+	8
vs. San Jose State; Nov. 13, 2004	
7+	7
at Georgia Southern; Aug. 31, 2024	
6+	7
at Georgia Southern; Aug. 31, 2024	
5+	5
at Air Force; Sept. 20, 2025	

Points Scored

70+	70
vs. Idaho; Nov. 19, 2005	
60+	62
vs. Utah State; Oct. 5, 2024	
50+	51
vs. Eastern Washington; Sept. 5, 2025	
40+	47
vs. App State; Sept. 27, 2025	

Fewest Points Scored

0	0
vs. Washington State; Sept. 27, 1997	
7-	7
at South Florida; Aug. 28, 2025	
14-	7
at South Florida; Aug. 28, 2025	

Scoring Differential (+)

50+	+55 (62-7)
vs. Connecticut; Sept. 8, 2018	
40+	+42 (56-14)
vs. Portland State; Sept. 21, 2024	
30+	+33 (47-14)
vs. App State; Sept. 27, 2025	
20+	+33 (47-14)
vs. App State; Sept. 27, 2025	

DEFENSE - TEAM

Fumbles Recovered

6+	6
vs. Northwestern State; Nov. 15, 1986	
5+	5
vs. Eastern Washington; Oct. 14, 2000	

Interceptions

7+	7
vs. Cal Poly; Nov. 17, 1979	
6+	6
vs. Northern Iowa (First Round, I-AA Playoffs); Nov. 24, 1990	
5+	5
vs. Idaho; Nov. 14, 2009	
4+	4
vs. Virginia; Sept. 25, 2015	
3+	3
vs. App State; Sept. 27, 2025	

Fewest Yards Allowed

50-	33
vs. Northern Illinois (Poinsettia Bowl); Dec. 23, 2015	
100-	33
vs. Northern Illinois (Poinsettia Bowl); Dec. 23, 2015	
150-	112
vs. Wyoming; Oct. 28, 2023	

Safety

	vs. Virginia; Sept. 22, 2017
--	------------------------------



CAREER STARTS AT BOISE STATE

GAMES PLAYED AT BOISE STATE

OFFENSE

PLAYER	POS.	YR.	STREAK	TOTAL	2025	2024	2023	2022	2021	2020
Cameron Bates	WR	So.	0	2	2	0	-	-	-	-
Quinton Brown	WR	Fr.	0	1	1	-	-	-	-	-
Latrell Caples	WR	6th	2	22	2	11	0	9	0	0
Roger Carreon	OL	R-Jr.	8	18	4	6	7	1	-	-
Kage Casey	OL	R-Jr.	32	32	4	14	14	0	-	-
Kyle Cox	OL	R-So.	0	1	-	1	0	-	-	-
Ben Ford	WR	R-Sr.	1	3	2	1	0	0	0	-
Sire Gaines	RB	So.	0	2	1	1	-	-	-	-
Zach Holmes	OL	R-Sr.	0	8	-	8	0	-	-	-
Tyler Keinath	OL	R-Sr.	0	8	-	8	0	-	-	-
Matt Lauter	TE	R-Sr.	19	28	4	14	9	1	0	-
Maddux Madsen	QB	R-Jr.	18	19	4	14	1	0	-	-
Chris Marshall	WR	R-Jr.	1	3	3	0	-	-	-	-
Daylon Metoyer	OL	R-Jr.	4	6	4	2	-	-	-	-
Mason Randolph	OL	R-Sr.	6	28	4	3	11	10	0	-
Dylan Riley	RB	So.	1	1	1	0	-	-	-	-
Chase Penry	WR	R-Sr.	0	2	-	2	0	-	-	-
Hall Schmidt	OL	R-Jr.	0	12	-	12	0	0	-	-
Malik Sherrod	RB	6th	0	2	2	-	-	-	-	-
Jason Steele	OL	R-So.	4	7	4	3	0	-	-	-
Matt Wagner	TE	R-So.	0	11	2	9	0	-	-	-

DEFENSE

PLAYER	POS.	YR.	STREAK	TOTAL	2025	2024	2023	2022	2021	2020
Davon Banks	CB	R-Sr.	0	2	1	1	-	-	-	-
Ty Benefield	S	Jr.	18	23	4	14	5	-	-	-
Jeremiah Earby	CB	Sr.	18	18	4	14	-	-	-	-
Braxton Fely	DT	Sr.	5	30	4	12	14	0	-	-
David Latu	DL	R-Jr.	0	3	3	-	-	-	-	-
Michael Madrie	DL	R-So.	1	1	1	0	0	-	-	-
Chase Martin	LB	Jr.	0	2	-	0	2	-	-	-
A'Marion McCoy	CB	5th	20	25	4	14	7	-	-	-
Jaden Mickey	CB	R-Jr.	1	2	2	-	-	-	-	-
Marco Notarainni	LB	R-Sr.	4	13	4	4	5	0	0	-
Boen Phelps	LB	R-So.	0	1	1	0	0	-	-	-
Jake Ripp	LB	R-Jr.	4	4	4	0	0	0	-	-
Max Stege	DE	Jr.	4	4	4	0	0	-	-	-
Jayden Virgin-Morgan	EDGE	R-Jr.	20	24	4	14	6	0	-	-
Zion Washington	S	R-Sr.	15	20	4	13	3	0	0	-

OFFENSE

Player	2025	2024	2023	2022	2021	CAREER
Kaden Anderson	2	-	-	-	-	2
Cameron Bates	4	12	-	-	-	16
Mitch Bothwell	-	2	-	-	-	2
Quinton Brown	4	-	-	-	-	4
Latrell Caples	4	13	-	14	6	37
Roger Carreon	4	6	14	1	-	25
Kage Casey	4	14	14	5	-	37
Kayden Chan	-	3	-	-	-	3
Kyle Cox	3	13	-	-	-	16
Max Cutforth	4	1	-	-	-	5
Jambres Dubar	-	7	12	-	-	19
Ben Ford	4	11	-	2	-	17
Sire Gaines	4	3	-	-	-	7
Troy Grizzle	4	-	-	-	-	4
Zach Holmes	4	13	-	-	-	17
Tyler Keinath	3	10	-	-	-	13
Seth Knothe	2	10	2	-	-	14
Matt Lauter	4	14	13	14	-	45
Maddux Madsen	4	14	9	1	-	28
AJ Maes	1	-	-	-	-	1
Chris Marshall	4	4	-	-	-	8
Daylon Metoyer	4	6	-	-	-	10
Chase Penry	4	13	4	-	-	21
Mason Randolph	4	4	11	10	-	29
Carson Rasmussen	4	13	-	-	-	17
Dylan Riley	4	11	-	-	-	15
Hall Schmidt	2	12	-	-	-	14
Malik Sherrod	4	-	-	-	-	4
Jake Steele	4	9	-	-	-	13
Jason Steele	4	6	3	-	-	13
JJ Talo	3	-	-	-	-	3
Stewart Taufua	1	-	-	-	-	1
Austin Terry	3	10	10	-	-	23
Luke Voorhees	4	14	11	-	-	29
Matt Wagner	4	13	5	-	-	22
Demetric Whitlock Jr.	4	-	-	-	-	4
Qumonte Williams Jr.	4	-	-	-	-	4

DEFENSE

Player	2025	2024	2023	2022	2021	CAREER
Travis Anderson	4	4	-	-	-	8
Davon Banks	4	14	-	-	-	18
Ty Benefield	4	14	13	-	-	31
Bol Bol	2	-	-	-	-	2
Syncere Brackett-Lambey	4	-	-	-	-	4
Samuel Brooks	2	-	-	-	-	2
Roman Gaywood	3	-	-	-	-	3
Arthur de Boachie	3	-	-	-	-	3
Jeremiah Earby	4	14	-	-	-	18
Braxton Fely	4	14	14	14	-	46
Demetrius Freney	3	-	-	-	-	3
Derek Ganter Jr.	4	-	-	-	-	4
Spencer Gieg	-	2	-	-	-	2
Mason Jacobsen	2	5	6	-	-	13
Franklyn Johnson Jr.	4	2	2	-	-	8
Sterling Lane II	2	-	-	-	-	2
David Latu	3	-	-	-	-	3
Michael Madrie	4	7	-	-	-	11
Keanu Mailoto	4	-	-	-	-	4
Chase Martin	2	13	14	-	-	29
Clay Martineau	3	14	-	-	-	17
A'Marion McCoy	4	14	14	-	-	32
Jaden Mickey	4	-	-	-	-	4
Cole Miller	4	13	-	-	-	17
Marco Notarainni	4	14	8	2	1	29
Boen Phelps	4	14	1	-	-	19
Jake Ripp	4	14	13	-	-	31
Lopez Sanusi	4	2	-	-	-	6
Sherrod Smith	3	-	-	-	-	3
Max Stege	4	14	9	-	-	27
Trey Tolmaire	1	-	-	-	-	1
Mana Tuioti	4	-	-	-	-	4
Jayden Virgin-Morgan	4	14	14	3	-	35
Dion Washington	4	-	-	-	-	4
Zion Washington	4	14	14	10	2	44
Jaylen Webb	2	-	-	-	-	2
Malakai Williams	4	-	-	-	-	4

SPECIAL TEAMS

Player	2025	2024	2023	2022	2021	CAREER
Colton Boomer	4	-	-	-	-	4
Oscar Doyle	4	-	-	-	-	4
Mason Hutton	4	14	14	14	-	46
Canaan Moore	1	-	-	-	-	1
Jarrett Reeser	2	7	-	-	-	9



2025 STARTING STATS

2025 STARTS BY POSITION

S		S											
Ty Benefield 4		Zion Washington 4											
LB		LB		N/LB									
Marco Notarainni 4		Jake Ripp 4		Jaden Mickey (N) 2									
				Davon Banks (N) 1									
				Boen Phelps (LB) 1									
CB		EDGE		DL		DL		DE		CB			
A'Marion McCoy 4		Jayden Virgin-Morgan 4		Braxton Fely 4		David Latu 3 Michael Madrie 1		Max Stege 4		Jeremiah Earby 4			
WR		LT		LG		C		RG		RT		WR	
Cameron Bates 2 Ben Ford 2		Kage Casey 4		Jason Steele 4		Mason Randolph 4		Roger Carreon 4		Daylon Metoyer 4		Chris Marshall 3 Latrell Caples 2	
TE/WR		QB		RB		TE							
Matt Wagner (TE) 2 Quinton Brown (WR) 1		Maddux Madsen 4		Malik Sherrod 2 Sire Gaines 1 Dylan Riley 1		Matt Lauter 4							

OFFENSIVE GAME-BY-GAME STARTERS

Opponent	QB	RB	TE	WR	WR	TE/WR	LT	LG	C	RG	RT
at South Florida	Madsen	Sherrod	Lauter	Ford	Marshall	Wagner (TE)	Casey	Jas. Steele	Randolph	Carreon	Metoyer
Eastern Washington	Madsen	Gaines	Lauter	Bates	Marshall	Brown (WR)	Casey	Jas. Steele	Randolph	Carreon	Metoyer
at Air Force*	Madsen	Sherrod	Lauter	Bates	Caples	Wagner (TE)	Casey	Jas. Steele	Randolph	Carreon	Metoyer
App State	Madsen	Riley	Lauter	Ford	Caples	Marshall (WR)	Casey	Jas. Steele	Randolph	Carreon	Metoyer
at #21/21 Notre Dame											
New Mexico*											
UNLV*											
at Nevada*											
Fresno State*											
at San Diego State*											
Colorado State*											
at Utah State											

DEFENSIVE GAME-BY-GAME STARTERS

Opponent	DE	DL	DL	EDGE	LB	LB	N/LB	CB	S	S	CB
at South Florida	Stege	Fely	Latu	Virgin-Morgan	Notarainni	Ripp	Banks (N)	Earby	Benefield	Z. Washington	McCoy
Eastern Washington	Stege	Fely	Latu	Virgin-Morgan	Notarainni	Ripp	Mickey (N)	Earby	Benefield	Z. Washington	McCoy
at Air Force*	Stege	Fely	Latu	Virgin-Morgan	Notarainni	Ripp	Phelps (LB)	Earby	Benefield	Z. Washington	McCoy
App State	Stege	Fely	Madrie	Virgin-Morgan	Notarainni	Ripp	Mickey (N)	Earby	Benefield	Z. Washington	McCoy
at #21/21 Notre Dame											
New Mexico*											
UNLV*											
at Nevada*											
Fresno State*											
at San Diego State*											
Colorado State*											
at Utah State											



TEAM STATISTICS

	BOISE	OPP
Scoring	154	99
Points per game	38.5	24.8
Points Off Turnovers	21	0
First Downs	95	61
Rushing	40	30
Passing	48	22
Penalty	7	9
Rushing Yardage	884	611
Yards gained rushing	967	687
Yards lost rushing	83	76
Rushing attempts	152	143
Average per rush	5.8	4.3
Average per game	221.0	152.8
TDs Rushing	10	9
Passing Yardage	1,196	742
Comp-Att-Int	85-142-1	61-110-5
Average per pass	8.4	6.7
Average per catch	14.1	12.2
Average per game	299.0	185.5
TDs Passing	9	4
Total offense	2,080	1,353
Total plays	294	253
Average per play	7.1	5.3
Average per game	520.0	338.3
Kick returns: #-Yards	8-110	2-32
Punt returns: #-Yards	4-23	2-53
Int returns: #-Yards	5-101	1-0
Kick return average	13.8	16.0
Punt return average	5.8	26.5
Int return average	20.2	0.0
Fumbles-Lost	9-3	3-2
Penalties-Yards	31-274	29-234
Average per game	68.5	58.5
Punts-Yards	12-562	21-907
Average per punt	46.8	43.2
Net punt average	40.8	41.1
Kickoffs-Yards	28-1813	20-1215
Average per kick	64.8	60.8
Net kick average	40.4	39.8
Time of possession / game	32:03	27:57
3rd-down conversion	29/58	21/57
3rd-down pct	50%	37%
4th-down conversion	4/10	5/9
4th-down pct	40%	56%
Sacks by-Yards	11-60	3-29
Misc Yards	0	0
Touchdowns scored	21	13
Field goals - attempts	3-5	3-3
On-Side kicks	0-0	0-1
Red-zone scores	(13-19) 68%	(14-14) 100%
Red-zone touchdowns	(11-19) 58%	(12-14) 86%
PAT-attempts	(19-20) 95%	(12-12) 100%
2-point conversion-attempts	(0-1) 0%	(0-1) 0%
Attendance	65,791	58,753
Games / Avg per game	2/32,896	2/29,377
Neutral site games	-	0/0

SCORE BY QUARTERS

	1st	2nd	3rd	4th	OT	Total
Boise St.	55	27	30	42	0	154
Opponents	7	31	31	30	0	99

GAME RECORDS

Record	Overall	Home	Away	Neutral
ALL GAMES	3-1	2-0	1-1	0-0
CONFERENCE	1-0	0-0	1-0	0-0
NON-CONFERENCE	2-1	2-0	0-1	0-0

RESULTS

Date	Opponent	W/L	Score	Att.
08/28/2025	at South Fla.	L	7-34	34,707
09/05/2025	Eastern Wash.	W	51-14	32,887
09/20/2025	at Air Force	W	49-37	24,046
09/27/2025	App State	W	47-14	32,904

RUSHING

Player	GP	Att	Gain	Loss	Net	Avg	TD	Lg	Avg/G
Dylan Riley	4	48	370	10	360	7.5	5	77	90.0
Sire Gaines	4	38	256	11	245	6.4	1	46	61.3
Malik Sherrod	4	34	210	12	198	5.8	2	40	49.5
Maddux Madsen	4	17	85	33	52	3.1	1	14	13.0
Seth Knothe	2	7	26	0	26	3.7	0	5	13.0
Cameron Bates	4	1	20	0	20	20.0	1	20	5.0
Max Cutforth	4	2	0	11	-11	-5.5	0	0	-2.8
Team	4	5	0	6	-6	-1.2	0	0	-1.5
Total	4	152	967	83	884	5.8	10	77	221.0
Opponents	4	143	687	76	611	4.3	9	64	152.8

PASSING

Player	GP	Effic	C-A-I	Pct	Yds	TD	Lg	Avg/G
Maddux Madsen	4	152-7	79-132-1	59.8	1129	9	75	282.3
Max Cutforth	4	116-3	6-10-0	60.0	67	0	19	16.8
Total	4	150.1	85-142-1	59.9	1196	9	75	299.0
Opponents	4	115.0	61-110-5	55.5	742	4	74	185.5

RECEIVING

Player	G	No.	Yds	Avg	TD	Lg	Avg/G
Latrell Caples	4	15	240	16.0	2	34	60.0
Matt Lauter	4	13	148	11.4	1	20	37.0
Ben Ford	4	11	193	17.5	3	60	48.3
Chris Marshall	4	10	216	21.6	1	46	54.0
Malik Sherrod	4	8	63	7.9	0	24	15.8
Matt Wagner	4	8	83	10.4	0	24	20.8
Sire Gaines	4	6	33	5.5	0	11	8.3
Dylan Riley	4	4	89	22.3	1	75	22.3
Quinton Brown	4	4	51	12.8	1	29	12.8
Cameron Bates	4	3	44	14.7	0	31	11.0
Chase Penry	4	2	24	12.0	0	17	6.0
Demetric Whitlock Jr.	4	1	12	12.0	0	12	3.0
Total	4	85	1196	14.1	9	75	299.0
Opponents	4	61	742	12.2	4	74	185.5

PUNT RETURNS

Player	No.	Yds	Avg	TD	Long
Malik Sherrod	4	23	5.8	0	16
Total	4	23	5.8	0	16
Opponents	2	53	26.5	0	45

INTERCEPTIONS

Player	No.	Yds	Avg	TD	Long
Ty Benefield	1	23	23.0	0	23
A'Marion McCoy	1	26	26.0	1	26
Boen Phelps	1	33	33.0	1	33
Trey Tolmaire	1	21	21.0	0	21
Sherrod Smith	1	-2	-2.0	0	0
Total	5	101	20.2	2	33
Opponents	1	0	0.0	0	0

KICK RETURNS

Player	No.	Yds	Avg	TD	Long
Malik Sherrod	6	104	17.3	0	23
Luke Voorhees	1	6	6.0	0	6
Total	8	110	13.8	0	23
Opponents	2	32	16.0	0	20

FUMBLE RETURNS

Player	No.	Yds	Avg	TD	Long
Jaden Mickey	1	0	0.0	0	0
Mana Tuioti	1	0	0.0	0	0
Total	2	0	0.0	0	0
Opponents	3	22	7.3	0	22

KICKOFFS

Player	No.	Yds	Avg	TB	OB	Retn	Net	YdLn
Colton Boomer	25	1621	64.8	24	0			
Jarrett Reeser	3	192	64.0	2	0			
Total	28	1813	64.8	26	0	2	40.4	24
Opponents	20	1215	60.8	10	0	6	39.8	25

PUNTING

Player	No.	Yds	Avg	Lg	TB	FC	i20	50+	Blk
Oscar Doyle	12	562	46.8	59	1	7	4	3	0
Total	12	562	46.8	59	1	7	4	3	0
Opponents	21	907	43.2	62	1	10	3	6	0

SCORING

Player	TD	FGs	PAT			DXP	Saf	Pts
			Kick	Rsh	Rcv			
Dylan Riley	6	-	-	-	-	-	-	36
Colton Boomer	-	2-3	15-16	-	-	-	-	21
Ben Ford	3	-	-	-	-	-	-	18
Malik Sherrod	2	-	-	-	-	-	-	12
Latrell Caples	2	-	-	-	-	-	-	12
Canaan Moore	-	1-2	4-4	-	-	-	-	7
Matt Lauter	1	-	-	-	-	-	-	6
Maddux Madsen	1	-	-	-	-	-	-	6
Chris Marshall	1	-	-	-	-	-	-	6
A'Marion McCoy	1	-	-	-	-	-	-	6
Boen Phelps	1	-	-	-	-	-	-	6
Cameron Bates	1	-	-	-	-	-	-	6
Sire Gaines	1	-	-	-	-	-	-	6
Quinton Brown	1	-	-	-	-	-	-	6
Total	21	3-5	19-20	0	0	0	0	154
Opponents	13	3-3	12-12	0	0	0	0	99

TOTAL OFFENSE

Player	GP	Plays	Rush	Pass	Total	Avg/G
Maddux Madsen	4	149	52	1129	1181	295.3
Dylan Riley	4	48	360	0	360	90.0
Sire Gaines	4	38	245	0	245	61.3
Malik Sherrod	4	34	198	0	198	49.5
Max Cutforth	4	12	-11	67	56	14.0
Seth Knothe	2	7	26	0	26	13.0
Cameron Bates	4	1	20	0	20	5.0
Team	4	0	-6	0	-6	-1.5
Total	4	294	884	1196	2080	520.0
Opponents	4	253	611	742	1353	338.3

ALL-PURPOSE

Player	G	Rush	Rcv	PR	KR	IR	Total	Avg/G
Dylan Riley	4	360	89	0	0	0	449	112.3
Malik Sherrod	4	198	63	23	104	0	388	97.0
Sire Gaines	4	245	33	0	0	0	278	69.5
Latrell Caples	4	0	240	0	0	0	240	60.0
Chris Marshall	4	0	216	0	0	0	216	54.0
Ben Ford	4	0	193	0	0	0	193	48.3
Matt Lauter	4	0	148	0	0	0	148	37.0
Matt Wagner	4	0	83	0	0	0	83	20.8
Cameron Bates	4	20	44	0	0	0	64	16.0
Maddux Madsen	4	52	0	0	0	0	52	13.0
Quinton Brown	4	0	51	0	0	0	51	12.8
Boen Phelps	4	0	0	0	0	33	33	8.3
Seth Knothe	2	26	0	0	0	0	26	13.0
A'Marion McCoy	4	0	0	0	0	26	26	6.5
Chase Penry	4	0	24	0	0	0	24	6.0
Ty Benefield	4	0	0	0	0	23	23	5.8
Trey Tolmaire	1	0	0	0	0	21	21	21.0
Demetric Whitlock Jr.	4	0	12	0	0	0	12	3.0
Luke Voorhees	4	0	0	0	6	0	6	1.5
Sherrod Smith	3	0	0	0	0	-2	-2	-0.7
Max Cutforth	4	-11	0	0	0	0	-11	-2.8
Team	4	-6	0	0	0	0	-6	-1.5
Total	4	884	1196	23	110	101	2314	578.5
Opponents	4	611	742	53	32	0	1438	359.5



2025 INDIVIDUAL STATISTICS

FIELD GOALS

Player	fg	pct.	01-19	20-29	30-39	40-49	50-99	lg	blk
Colton Boomer	2-3	66.7	0-0	1-1	0-0	1-2	0-0	40	0
Canaan Moore	1-2	50.0	0-0	0-1	1-1	0-0	0-0	35	0
Opponents	3-3	100.0	0-0	1-1	1-1	0-0	1-1	52	0

FIELD GOAL SEQUENCE

Numbers in (parentheses) indicate field goal was made.

Game	Boise State	Opponents
South Fla.		(52),(33)
Eastern Wash.	46,(35),24	
Air Force		(25)
App State	(25),(40)	

Numbers in (parentheses) indicate field goal was made



DEFENSIVE LEADERS

No.	Name	GP	Tackles				Sacks No-Yards	Int-Yds	Pass Defense		Fumbles		Blkd	
			Solo	Ast	Total	TFL/Yds			BrUp	QBH	Rcv-Yds	FF	Kick	Saf
0	Ty Benefield	4	22	11	33	5-13	.	1-23
53	Marco Notarainni	4	18	11	29	0.5-0	.	.	.	4
21	Zion Washington	4	17	8	25	1-1	.	.	1
6	Jeremiah Earby	4	14	7	21	1.5-5	0.5-4	.	2
5	Jayden Virgin-Morgan	4	7	12	19	2-12	1.5-11	.	.	1	.	1	.	.
41	Boen Phelps	4	9	8	17	0.5-1	.	1-33	.	2
43	Jake Ripp	4	6	11	17	2
90	Braxton Fely	4	2	9	11	4-30	3.5-29
95	Max Stege	4	2	7	9	0.5-3	0.5-3	.	.	1
7	A'Marion McCoy	4	6	3	9	1-1	.	1-26	2
20	Jaden Mickey	4	7	2	9	1-2	.	.	1	.	1-0	1	.	.
4	Davon Banks	4	3	4	7	1-1	.	.	1	1
96	Lopez Sanusi	4	2	3	5	1-5	1-5
19	Dion Washington	4	1	4	5	1-1	1-1
15	Malakai Williams	4	3	2	5	2-6	2-6	.	.	4	.	1	.	.
16	Franklyn Johnson Jr.	4	3	1	4
92	David Latu	3	1	3	4	1-1
99	Michael Madrie	4	2	1	3
13	Sterling Lane II	2	2	.	2	1-1	1-1	.	.	1
38	Travis Anderson	4	2	.	2	.	.	.	1
14	Demetrius Freeney	3	2	.	2
94	Keanu Mailoto	4	.	2	2	.	.	.	1
10	Derek Ganter Jr.	4	1	.	1
31	Cole Miller	4	1	.	1
80	Cameron Bates	4	1	.	1
17	Clay Martineau	3	.	1	1	0.5-1
62	Roger Carreon	4	1	.	1
44	Syncere Brackett-Lambey	4	.	1	1	0.5-0
18	Samuel Brooks	2	.	1	1
29	Arthur de Boachie	3	.	1	1
55	Mana Tuioti	4	.	1	1	1-0	.	.	.
51	Roman Caywood	3	1
35	Trey Tolmaire	1	1-21
23	Sherrod Smith	3	1--2
Totals		4	135	114	249	25-84	11-60	5-101	10	16	2-0	3	0	0
Opponents		4	138	148	286	20-65	3-29	1-0	13	15	3-22	3	1	0



2025 SCORING DRIVE BREAKDOWN

SCORING DRIVES

Aug. 28 at South Florida	Qtr	Time	Plays	Yards	Elapsed
#5 C.Marshall 6 yd pass from #4 M.Madsen	1	1:10	9	38	4:35

Sept. 5 vs. Eastern Washington	Qtr	Time	Plays	Yards	Elapsed
#8 M.Sherrod 20 yd rush	1	13:50	3	75	1:10
#26 S.Gaines 8 yd rush	1	10:01	6	41	2:03
#82 B.Ford 60 yd pass from #4 M.Madsen	1	2:49	1	60	0:08
#4 M.Madsen 11 yd rush	2	6:26	5	80	2:19
#48 C.Moore 35 yd FG	2	0:50	5	31	0:53
#80 C.Bates 20 yd rush	3	4:55	9	65	4:53
#82 B.Ford 6 yd pass from #4 M.Madsen	4	11:56	12	90	6:02
#24 D.Riley 77 yd rush	4	3:54	3	75	1:36

Sept. 20 at Air Force	Qtr	Time	Plays	Yards	Elapsed
#24 D.Riley 4 yd rush	1	7:09	9	75	4:45
#24 D.Riley 34 yd rush	1	2:38	5	68	1:55
#85 M.Lauter 3 yd pass from #4 M.Madsen	2	10:25	10	52	4:32
#8 M.Sherrod 40 yd rush	3	11:51	4	75	2:01
#24 D.Riley 75 yd pass from #4 M.Madsen	3	0:58	1	75	0:12
#24 D.Riley 8 yd rush	4	4:26	8	75	4:26
#24 D.Riley 43 yd rush	4	0:16	3	50	0:16

Sept. 27 vs. App State	Qtr	Time	Plays	Yards	Elapsed
#3 L.Caples 10 yd pass from #4 M.Madsen	1	9:49	10	75	5:11
#7 A.McCoy 26 yd interception return	1	1:49	-	-	-
#82 B.Ford 14 yd pass from #4 M. Madsen	2	7:07	10	80	5:53
#35 C.Boomer 25 yd FG	2	0:05	9	62	1:11
#35 C.Boomer 40 yd FG	3	5:59	11	58	4:35
#25 Q.Brown 29 yd pass from #4 M.Madsen	3	1:24	7	58	3:07
#3 L.Caples 34 yd pass from #4 M.Madsen	4	10:47	8	69	4:07
#41 B.Phelps 33 yd interception return	4	10:21	-	-	-

SCORING DRIVE ANALYSIS

	Boise State		Opponent	
	TD	FG	TD	FG
Negative yards	-	-	-	-
0-9 yards	-	-	-	-
10-19 yards	-	-	-	-
20-29 yards	-	-	-	-
30-39 yards	1	1	-	-
40-49 yards	1	-	3	-
50-59 yards	3	1	-	1
60-69 yards	4	1	-	-
70-79 yards	7	-	2	-
80-89 yards	2	-	2	-
90-99 yards	1	-	-	-
Return/Recovery	-	-	-	-
Safety	-	-	-	-

FEWEST PLAYS

Plays	Date	Opponent	Plays	Yds	TOP	Result
1	Sept. 5	Eastern Washington	1	60	0:08	Touchdown
1	Sept. 20	at Air Force	1	75	0:12	Touchdown
3	Sept. 5	Eastern Washington	3	75	1:10	Touchdown
3	Sept. 5	Eastern Washington	3	75	1:36	Touchdown
3	Sept. 20	at Air Force	3	50	0:16	Touchdown

MOST PLAYS

Plays	Date	Opponent	Plays	Yds	TOP	Result
12	Sept. 5	Eastern Washington	12	90	6:02	Touchdown
11	Sept. 27	App State	11	58	3:07	Field Goal
10	Sept. 27	App State	10	80	5:53	Touchdown
10	Sept. 27	App State	10	75	5:11	Touchdown
9	Aug. 28	at USF	9	38	4:35	Touchdown
9	Sept. 5	Eastern Washington	9	65	4:53	Touchdown

9	Sept. 20	at Air Force	9	75	4:45	Touchdown
9	Sept. 27	App State	9	62	1:11	Field Goal

FEWEST YARDS

Yds	Date	Opponent	Plays	Yds	TOP	Result
31	Sept. 5	Eastern Washington	5	31	0:53	Field Goal
38	Aug. 28	at USF	9	38	4:35	Touchdown
41	Sept. 5	Eastern Washington	6	41	2:03	Touchdown
50	Sept. 20	at Air Force	3	50	0:16	Touchdown
58	Sept. 27	App State	11	58	4:35	Field Goal
58	Sept. 27	App State	7	58	4:07	Touchdown

MOST YARDS

Yds	Date	Opponent	Plays	Yds	TOP	Result
90	Sept. 5	Eastern Washington	12	90	6:02	Touchdown
80	Sept. 5	Eastern Washington	5	80	2:19	Touchdown
80	Sept. 27	App State	10	80	5:53	Touchdown
75	Sept. 5	Eastern Washington	3	75	1:10	Touchdown
75	Sept. 5	Eastern Washington	3	75	1:36	Touchdown
75	Sept. 20	at Air Force	9	75	4:45	Touchdown
75	Sept. 20	at Air Force	4	75	2:01	Touchdown
75	Sept. 20	at Air Force	1	75	0:12	Touchdown
75	Sept. 20	at Air Force	8	75	4:26	Touchdown
75	Sept. 27	App State	10	75	5:11	Touchdown

LEAST AMOUNT OF TIME

TOP	Date	Opponent	Plays	Yds	TOP	Result
0:08	Sept. 5	Eastern Washington	1	60	0:08	Touchdown
0:12	Sept. 20	at Air Force	1	75	0:12	Touchdown
0:16	Sept. 20	at Air Force	3	50	0:16	Touchdown
0:53	Sept. 5	Eastern Washington	5	31	0:53	Field Goal
1:10	Sept. 5	Eastern Washington	3	75	1:10	Touchdown

MOST AMOUNT OF TIME

TOP	Date	Opponent	Plays	Yds	TOP	Result
6:02	Sept. 5	Eastern Washington	12	90	6:02	Touchdown
5:53	Sept. 27	App State	10	80	5:53	Touchdown
5:11	Sept. 27	App State	10	75	5:11	Touchdown
4:53	Sept. 5	Eastern Washington	9	65	4:53	Touchdown
4:45	Sept. 20	at Air Force	9	75	4:45	Touchdown

GAME OPENING DRIVES

	Boise State				Opponent			
	Plays	Yds	TOP	Result	Plays	Yds	TOP	Result
at USF	10	41	5:10	Fumble	3	-12	1:17	Punt
Eastern Washington	3	75	1:10	Touchdown	4	16	1:46	Fumble
at Air Force	3	1	0:54	Punt	5	74	2:07	Touchdown
App State	10	75	5:11	Touchdown	8	31	3:49	Punt

SECOND HALF OPENING DRIVES

	Boise State				Opponent			
	Plays	Yds	TOP	Result	Plays	Yds	TOP	Result
at USF	3	-8	2:10	Punt	6	15	2:57	Punt
Eastern Washington	9	65	4:53	Touchdown	10	40	5:12	Downs
at Air Force	4	75	2:01	Touchdown	3	75	1:08	Touchdown
App State	6	21	2:50	Punt	3	5	0:44	Punt



OFFENSIVE GAME-BY-GAME SUMMARIES

Game	RUSHING					RECEIVING				PASSING				KICK RETURNS				PUNT RETURNS				Total off			
	Pts	No.	Yds	TD	Lg	No.	Yds	TD	Lg	Cmp	Att	Int	Yds	TD	Lg	No	Yds	TD	Lg	No	Yds		TD	Lg	
Boise State	7	38	122	0	14	27	256	1	31		27	48	0	256	1	31	3	39	0	17	0	0	0	378	
at USF	34	28	117	3	49	17	255	1	55		17	25	0	255	1	55	0	0	0	0	1	8	0	8	372
Boise State	51	39	328	5	77	17	309	2	60		17	29	0	309	2	60	1	20	0	20	2	16	0	16	637
Eastern Washington	14	31	117	2	18	19	176	0	49		19	37	1	176	0	49	0	0	0	0	0	0	0	0	293
Boise State	49	31	282	5	43	16	310	2	75		16	27	1	310	2	75	3	38	0	23	1	7	0	7	592
at Air Force	37	55	268	3	64	13	246	2	74		13	20	1	246	2	74	0	0	0	0	0	0	0	0	514
Boise State	47	44	152	0	28	25	321	4	34		25	38	0	321	4	34	1	13	0	10	1	0	0	0	473
App State	14	29	109	1	39	12	65	1	12		12	28	3	65	1	12	2	32	0	20	1	45	0	45	174
Boise State	107	152	884	10	77	85	1,196	9	75		85	142	1	1,196	9	75	8	110	0	23	4	23	0	16	2,080
Opponents	85	143	611	9	64	61	742	4	74		61	110	5	742	4	74	2	32	0	20	2	53	0	45	1,353

DEFENSIVE GAME-BY-GAME SUMMARIES

Game	TACKLES				SACKS No-Yds	FUMBLES		PASS DEFENSE			Blkd Kick	KICKS Att-Mad	XPTS		SCORING OFF		Pts
	Solo	Ast	Total	TFL-Yds		FF	FR-Yds	Int-Yds	QBH	Brk			Run	Rcv	Saf	T/O	
Boise State	26	34	60	7.0-31	4-27	1	0-0	0-0	0	2	0	1-1	0	0	0	0	7
at USF	36	56	92	5.0-11	1-5	2	3-22	0-0	5	6	0	4-4	0	0	0	0	34
Boise State	40	16	56	7.0-15	1-5	1	1-0	1-21	9	3	0	6-7	0	0	0	7	51
Eastern Washington	39	20	59	5.0-18	0-0	0	0-0	0-0	2	3	1	2-2	0	0	0	0	14
Boise State	42	34	76	6.0-11	1-1	0	0-0	1-23	1	1	0	7-7	0	0	0	0	49
at Air Force	22	34	56	1.0-1	0-0	0	0-0	1-0	4	2	0	4-4	0	0	0	0	37
Boise State	27	30	57	5.0-27	5-27	1	1-0	3-57	6	4	0	5-5	0	0	0	14	47
App State	41	38	79	9.0-35	2-24	1	0-0	0-0	4	2	0	2-2	0	0	0	0	14
Boise State	135	114	249	25.0-84	11-60	3	2-0	5-101	16	10	0	19-20	0	0	0	21	154
Opponents	138	148	286	20.0-65	3-29	3	3-22	1-0	15	13	1	12-12	0	0	0	0	99

SPECIAL TEAMS GAME-BY-GAME SUMMARIES

Game	No.	Yds	Avg	PUNTING						FIELD GOALS				No.	Yds	KICKOFFS			
				Lg	Blkd	TB	FC	50+	i20	Made	Att	Lg	Blkd			Avg	TB	OB	
Boise State	4	191	47.8	51	0	1	1	1	0	0-0	0	0	2	130	65.0	2	0		
at USF	4	169	42.3	50	0	0	2	1	1	2-2	52	0	7	418	59.7	4	0		
Boise State	2	107	53.5	59	0	0	1	1	1	1-3	35	0	9	585	65.0	9	0		
Eastern Washington	8	318	39.8	62	0	0	3	2	2	0-0	0	0	3	195	65.0	1	0		
Boise State	2	100	50.0	51	0	0	2	1	1	0-0	0	0	8	520	65.0	8	0		
at Air Force	2	88	44.0	46	0	0	0	0	0	1-1	25	0	7	399	57.0	4	0		
Boise State	4	164	41.0	44	0	0	3	0	2	2-2	40	0	9	578	64.2	7	0		
App State	7	332	47.4	54	0	1	5	3	0	0-0	0	0	3	203	67.7	1	0		
Boise State	12	562	46.8	59	0	1	7	3	4	3-5	40	0	28	1813	64.8	26	0		
Opponents	21	907	43.2	62	0	1	10	6	3	3-3	52	0	20	1215	60.8	10	0		

3RD DOWN CONVERSIONS

Date	Opponent	Score	Overall	1st Qtr	2nd Qtr	3rd Qtr	4th Qtr	OT
Aug. 28	at USF	L 7-34	6-17 35.3	2-5 40.0	2-4 50.0	0-4 0.0	2-4 50.0	0-0 0.0
Sept. 5	Eastern Washington	W 51-14	7-13 53.8	1-2 50.0	0-3 0.0	3-3 100.0	3-5 60.0	0-0 0.0
Sept. 20	at Air Force	W 49-37	7-10 70.0	1-2 50.0	3-5 60.0	1-1 100.0	2-2 100.0	0-0 0.0
Sept. 27	App State	W 47-14	9-18 50.0	3-5 60.0	2-3 66.7	2-5 40.0	2-5 40.0	0-0 0.0
	Boise State		29-58 50.0	7-14 50.0	7-15 46.7	6-13 46.2	9-16 56.3	0-0 0.0
	Opponents		21-57 36.8	6-17 35.3	4-13 30.8	6-15 40.0	5-12 41.7	0-0 0.0

4TH DOWN CONVERSIONS

Date	Opponent	Score	Overall	1st Qtr	2nd Qtr	3rd Qtr	4th Qtr	OT
Aug. 28	at USF	L 7-34	2-6 33.3	1-1 100.0	0-0 0.0	1-3 33.3	0-2 0.0	0-0 0.0
Sept. 5	Eastern Washington	W 51-14	0-1 0.0	0-0 0.0	0-0 0.0	0-0 0.0	0-1 0.0	0-0 0.0
Sept. 20	at Air Force	W 49-37	0-0 0.0	0-0 0.0	0-0 0.0	0-0 0.0	0-0 0.0	0-0 0.0
Sept. 27	App State	W 47-14	2-3 66.7	0-0 0.0	0-0 0.0	1-1 100.0	1-2 50.0	0-0 0.0
	Boise State		4-10 40.0	1-1 100.0	0-0 0.0	2-4 50.0	1-5 20.0	0-0 0.0
	Opponents		5-9 55.6	0-2 0.0	2-3 66.7	2-3 66.7	1-1 100.0	0-0 0.0

TIME OF POSSESSION

Date	Opponent	Score	Overall	1st Qtr	2nd Qtr	3rd Qtr	4th Qtr	OT
Aug. 28	at USF	L 7-34	36:21	10:47	07:57	08:50	08:47	00:00
Sept. 5	Eastern Washington	W 51-14	28:24	04:34	08:08	04:53	10:49	00:00
Sept. 20	at Air Force	W 49-37	23:40	07:39	08:09	02:13	05:39	00:00
Sept. 27	App State	W 47-14	38:10	08:31	07:04	10:38	11:57	00:00
	Boise State		Total 128:11	31:31	31:18	26:34	38:48	00:00
			Avg. 32:03	07:53	07:49	06:39	09:42	00:00
	Opponents		Total 111:49	23:10	34:01	27:37	27:01	00:00
			Avg. 27:57	05:48	08:30	06:54	06:45	00:00



2025 RED ZONE STATISTICS

BOISE STATE INSIDE THE RED ZONE

Date	Opponent	Score	Times		Total	Rush		Pass	FGs	---- Failed to score inside RZ ----					
			In RZ	Scored		TDs	TDs	TDs	Made	FGA	Downs	Int	Fumb	Half	Game
Aug. 28	at South Fla.	L 7-34	3	1	7	1	0	1	0	0	0	0	2	0	0
Sept. 5	Eastern Wash.	W 51-14	8	6	37	5	4	1	1	2	1	0	0	0	0
Sept. 20	at Air Force	W 49-37	4	3	21	3	2	1	0	0	0	1	0	0	0
Sept. 27	App State	W 47-14	4	3	17	2	0	2	1	1	1	0	0	0	0
Totals 13 of 19 (68.4%)			19	13	82	11	6	5	2	3	2	1	2	0	0

OPPONENTS INSIDE THE RED ZONE

Date	Opponent	Score	Times		Total	Rush		Pass	FGs	---- Failed to score inside RZ ----					
			In RZ	Scored		TDs	TDs	TDs	Made	FGA	Downs	Int	Fumb	Half	Game
Aug. 28	South Fla.	L 7-34	4	4	24	3	3	0	1	1	0	0	0	0	0
Sept. 5	Eastern Wash.	W 51-14	2	2	14	2	2	0	0	0	0	0	0	0	0
Sept. 20	Air Force	W 49-37	6	6	37	5	3	2	1	1	0	0	0	0	0
Sept. 27	App State	W 47-14	2	2	14	2	1	1	0	0	0	0	0	0	0
Totals 14 of 14 (100.0%)			14	14	89	12	9	3	2	2	0	0	0	0	0

BOISE STATE INSIDE THE RED ZONE / UNDER SPENCER DANIELSON

Date	Opponent	Score	Times		Total	Rush		Pass	FGs	---- Failed to score inside RZ ----					
			In RZ	Scored		TDs	TDs	TDs	Made	FGA	Downs	Int	Fumb	Half	Game
Nov. 18, 2023	at Utah State*	W 45-10	3	3	21	3	2	1	0	0	0	0	0	0	0
Nov. 24, 2023	Air Force*	W 27-19	3	2	10	1	1	0	1	1	0	1	0	0	0
Dec. 2, 2023	at UNLV	W 44-20	5	5	27	3	2	1	2	2	0	0	0	0	0
Dec. 16, 2023	vs. UCLA	L 44-20	4	4	16	1	1	0	3	3	0	0	0	0	0
Aug. 31, 2024	at Georgia Southern	W 56-45	4	4	29	4	3	1	0	0	0	0	0	0	0
Sept. 7, 2024	at #7/6 Oregon	L 34-37	5	5	27	3	2	1	2	2	0	0	0	0	0
Sept. 21, 2024	Portland State	W 56-14	6	6	42	6	4	2	0	0	0	0	0	0	0
Sept. 28, 2024	Washington State	W 45-24	3	3	17	2	2	0	1	1	0	0	0	0	0
Oct. 5, 2024	Utah State*	W 62-30	6	5	35	5	2	3	0	0	0	0	0	0	1
Oct. 12, 2024	at Hawai'i*	W 28-7	4	3	14	1	0	1	2	2	0	0	0	0	1
Oct. 25, 2024	at UNLV*	W 29-24	5	5	26	3	2	1	2	2	0	0	0	0	0
Nov. 1, 2024	San Diego State*	W 56-24	7	7	49	7	3	4	0	0	0	0	0	0	0
Nov. 9, 2024	Nevada*	W 28-21	5	4	28	4	3	1	0	0	0	0	0	0	1
Nov. 16, 2024	at San Jose State*	W 42-21	5	4	28	4	3	1	0	1	0	0	0	0	0
Nov. 23, 2024	Wyoming*	W 17-13	2	2	10	1	1	0	1	1	0	0	0	0	0
Nov. 29, 2024	Oregon State	W 34-18	6	5	31	4	2	2	1	1	1	0	0	0	0
Dec. 6, 2024	#20/19/19 UNLV	W 21-7	2	2	14	2	1	1	0	0	0	0	0	0	0
Dec. 31, 2024	vs. #4/5/5 Penn State	L 14-31	4	1	7	1	1	0	0	1	0	2	0	0	0
Aug. 28, 2025	at USF	L 7-34	3	1	7	1	0	1	0	0	0	0	2	0	0
Sept. 5, 2025	Eastern Washington	W 51-14	8	6	37	5	4	1	1	2	1	0	0	0	0
Sept. 20, 2025	at Air Force	W 49-37	4	3	21	3	2	1	0	0	0	1	0	0	0
Sept. 27, 2025	App State	W 47-14	4	3	17	2	0	2	1	1	1	0	0	0	0
Totals 83 of 98 (84.7%)			98	83	514	66	41	26	17	20	3	4	2	0	3



RUSHING GAME-BY-GAME

Player	No-Yds/TD	USF	EWU	AFA	APP
Dylan Riley	48-360/5	7-20/0	6-123/1	19-171/4	16-46/0
Sire Gaines	38-245/1	9-44/0	14-98/1	3-34/0	12-69/0
Malik Sherrod	34-198/2	11-27/0	7-42/1	7-80/1	9-49/0
Maddux Madsen	17-52/1	11-31/0	4-35/1	-	2--14/0
Seth Knothe	7-26/0	DNP	4-14/0	DNP	3-12/0
Max Cutforth	2--11/0	-	1--2/0	-	1--9/0
Cameron Bates	1-20/1	-	1-20/1	-	-

RECEIVING GAME-BY-GAME

Player	No-Yds/TD	USF	EWU	AFA	APP
Latrell Caples	15-240/2	4-58/0	1-11/0	5-87/0	5-84/2
Matt Lauter	13-148/1	4-35/0	4-45/0	2-23/1	3-45/0
Ben Ford	11-193/3	4-44/0	3-82/2	1-22/0	3-45/1
Chris Marshall	10-216/1	2-19/1	4-132/0	1-13/0	3-52/0
Matt Wagner	8-83/0	1-5/0	2-21/0	2-28/0	3-29/0
Malik Sherrod	8-63/0	3-6/0	-	2-36/0	3-21/0
Sire Gaines	6-33/0	3-17/0	1-11/0	-	2-5/0
Dylan Riley	4-89/1	-	1-5/0	2-84/1	1-0/0
Quinton Brown	4-51/1	2-20/0	1-2/0	-	1-29/1
Cameron Bates	3-44/0	2-33/0	-	-	1-11/0
Chase Penry	2-24/0	1-7/0	-	1-17/0	-
Demetric Whitlock Jr.	1-12/0	1-12/0	-	-	-

PASSING GAME-BY-GAME

#4 Maddux Madsen	Comp	Att	Int	Pct	Yards	TD	Long	Sacked	Effic.
South Fla.	25	46	0	54.3	225	1	31	1-5	102.6
Eastern Wash.	16	26	0	61.5	307	2	60	0-0	186.1
Air Force	13	23	1	56.5	276	2	75	0-0	177.3
App State	25	37	0	67.6	321	4	34	1-15	176.1
Totals	79	132	1	59.8	1129	9	75	2-20	152.7

#14 Max Cutforth	Comp	Att	Int	Pct	Yards	TD	Long	Sacked	Effic.
South Fla.	2	2	0	100.0	31	0	19	0-0	230.2
Eastern Wash.	1	3	0	33.3	2	0	2	0-0	38.9
Air Force	3	4	0	75.0	34	0	17	0-0	146.4
App State	0	1	0	0.0	0	0	0	1-9	0.0
Totals	6	10	0	60.0	67	0	19	1-9	116.3

ALL-PURPOSE YARDS GAME-BY-GAME

Player	Total	USF	EWU	AFA	APP
Dylan Riley	449	20	128	255	46
Malik Sherrod	388	66	78	161	83
Sire Gaines	278	61	109	34	74
Latrell Caples	240	58	11	87	84
Chris Marshall	216	19	132	13	52
Ben Ford	193	44	82	22	45
Matt Lauter	148	35	45	23	45
Matt Wagner	83	5	21	28	29
Cameron Bates	64	33	20	-	11
Maddux Madsen	52	31	35	-	-14
Quinton Brown	51	20	2	-	29
Boen Phelps	33	-	-	-	33
A'Marion McCoy	26	-	-	-	26
Seth Knothe	26	DNP	14	DNP	12
Chase Penry	24	7	-	17	-
Ty Benefield	23	-	-	23	-
Trey Tolmaire	21	DNP	21	DNP	DNP
Demetric Whitlock Jr.	12	12	-	-	-
Luke Voorhees	6	6	-	-	-
Sherrod Smith	-2	-	-	DNP	-2
Max Cutforth	-11	-	-2	-	-9

FUMBLES FORCED GAME-BY-GAME

Player	Number	USF	EWU	AFA	APP
Jayden Virgin-Morgan	1	1	-	-	-
Malakai Williams	1	-	-	-	1
Jaden Mickey	1	-	1	-	-



FUMBLES RECOVERED GAME-BY-GAME

Player	Number	USF	EWU	AFA	APP
Jaden Mickey	1	-	1	-	-
Mana Tuioti	1	-	-	-	1

INTERCEPTION RETURNS GAME-BY-GAME

Player	No-Yds	USF	EWU	AFA	APP
Boen Phelps	1-33	-	-	-	1-33
A'Marion McCoy	1-26	-	-	-	1-26
Ty Benefield	1-23	-	-	1-23	-
Trey Tolmaire	1-21	DNP	1-21	DNP	DNP
Sherrod Smith	1--2	-	-	DNP	1--2

TOTAL TACKLES GAME-BY-GAME

Player	S-A	Total	USF	EWU	AFA	APP
Ty Benefield	22-11	33	5-1	6-3	8-3	3-4
Marco Notarainni	18-11	29	3-4	3-3	8-2	4-2
Zion Washington	17-8	25	5-2	4-0	5-5	3-1
Jeremiah Earby	14-7	21	3-2	5-1	5-3	1-1
Jayden Virgin-Morgan	7-12	19	2-6	1-0	2-2	2-4
Boen Phelps	9-8	17	1-2	1-0	4-3	3-3
Jake Ripp	6-11	17	2-3	1-1	3-3	0-4
Braxton Fely	2-9	11	0-7	0-1	0-1	2-0
Jaden Mickey	7-2	9	-	7-0	-	0-2
A'Marion McCoy	6-3	9	-	1-0	4-2	1-1
Max Stege	2-7	9	0-2	0-1	0-4	2-0
Davon Banks	3-4	7	1-2	2-0	-	0-2
Malakai Williams	3-2	5	-	-	2-1	1-1
Lopez Sanusi	2-3	5	-	1-1	0-1	1-1
Dion Washington	1-4	5	1-2	-	0-2	-
Franklyn Johnson Jr.	3-1	4	2-0	1-1	-	-
David Latu	1-3	4	0-1	1-2	-	DNP
Michael Madrie	2-1	3	-	-	1-0	1-1
Sterling Lane II	2-0	2	DNP	1-0	DNP	1-0
Demetrius Freeney	2-0	2	-	2-0	DNP	-
Travis Anderson	2-0	2	-	1-0	-	1-0
Keanu Mailoto	0-2	2	-	-	0-2	-
Derek Ganter Jr.	1-0	1	-	1-0	-	-
Cole Miller	1-0	1	-	1-0	-	-
Roger Carreon	1-0	1	1-0	-	-	-
Cameron Bates	1-0	1	-	-	-	1-0
Clay Martineau	0-1	1	-	0-1	-	DNP
Samuel Brooks	0-1	1	DNP	-	DNP	0-1
Arthur de Boachie	0-1	1	DNP	-	-	0-1
Syncere Brackett-Lambey	0-1	1	-	0-1	-	-
Mana Tuioti	0-1	1	-	-	-	0-1

TOTAL TACKLES FOR A LOSS GAME-BY-GAME

Player	UA-A	Total	USF	EWU	AFA	APP
Ty Benefield	5-0	5.0	-	3.0-6	2.0-7	-
Braxton Fely	2-4	4.0	2.0-15	-	-	2.0-15
Malakai Williams	2-0	2.0	-	-	1.0-1	1.0-5
Jayden Virgin-Morgan	1-2	2.0	1.0-6	-	-	1.0-6
Jeremiah Earby	1-1	1.5	0.5-4	-	1.0-1	-
Davon Banks	1-0	1.0	1.0-1	-	-	-
A'Marion McCoy	1-0	1.0	-	-	1.0-1	-
Sterling Lane II	1-0	1.0	DNP	-	DNP	1.0-1
Dion Washington	1-0	1.0	1.0-1	-	-	-
Jaden Mickey	1-0	1.0	-	1.0-2	-	-
Zion Washington	1-0	1.0	-	-	1.0-1	-
Lopez Sanusi	1-0	1.0	-	1.0-5	-	-
David Latu	0-2	1.0	0.5-0	0.5-1	-	DNP
Clay Martineau	0-1	0.5	-	0.5-1	-	DNP
Boen Phelps	0-1	0.5	0.5-1	-	-	-
Syncere Brackett-Lambey	0-1	0.5	-	0.5-0	-	-
Marco Notarainni	0-1	0.5	-	0.5-0	-	-
Max Stege	0-1	0.5	0.5-3	-	-	-



SACKS GAME-BY-GAME

PLAYER	UA-A	Total	USF	EWU	AFA	APP
Braxton Fely	2-3	3.5	1.5-14	-	-	2-15
Malakai Williams	2-0	2	-	-	1-1	1-5
Jayden Virgin-Morgan	1-1	1.5	0.5-5	-	-	1-6
Sterling Lane II	1-0	1	DNP	-	DNP	1-1
Dion Washington	1-0	1	1-1	-	-	-
Lopez Sanusi	1-0	1	-	1-5	-	-
Jeremiah Earby	0-1	0.5	0.5-4	-	-	-
Max Stege	0-1	0.5	0.5-3	-	-	-

PUNT RETURNS GAME-BY-GAME

Player	No-Yds	USF	EWU	AFA	APP
Malik Sherrod	4-23	-	2-16	1-7	1-0

KICK RETURNS GAME-BY-GAME

Player	No-Yds	USF	EWU	AFA	APP
Malik Sherrod	6-104	2-33	1-20	2-38	1-13
Luke Voorhees	1-6	1-6	-	-	-



2025 INDIVIDUAL, TEAM HIGHS

BOISE STATE INDIVIDUAL HIGHS

Category	No.	Player vs. Opponent (Date)
RUSHES	19	Dylan Riley at Air Force (09/20/2025)
YARDS RUSHING	171	Dylan Riley at Air Force (09/20/2025)
TD RUSHES	4	Dylan Riley at Air Force (09/20/2025)
LONG RUSH	77	Dylan Riley vs Eastern Wash. (09/05/2025)
PASS ATTEMPTS	46	Maddux Madsen at South Fla. (08/28/2025)
PASS COMPLETIONS	25	Maddux Madsen vs App State (09/27/2025)
	25	Maddux Madsen at South Fla. (08/28/2025)
YARDS PASSING	321	Maddux Madsen vs App State (09/27/2025)
TD PASSES	4	Maddux Madsen vs App State (09/27/2025)
LONG PASS	75	Maddux Madsen at Air Force (09/20/2025)
RECEPTIONS	5	Latrell Caples vs App State (09/27/2025)
	5	Latrell Caples at Air Force (09/20/2025)
YARDS RECEIVING	132	Chris Marshall vs Eastern Wash. (09/05/2025)
TD RECEPTIONS	2	Latrell Caples vs App State (09/27/2025)
	2	Ben Ford vs Eastern Wash. (09/05/2025)
LONG RECEPTION	75	Dylan Riley at Air Force (09/20/2025)
PUNTS	4	Oscar Doyle vs App State (09/27/2025)
	4	Oscar Doyle at South Fla. (08/28/2025)
PUNTING AVG	53.5	Oscar Doyle vs Eastern Wash. (09/05/2025)
LONG PUNT	59	Oscar Doyle vs Eastern Wash. (09/05/2025)
PUNTS INSIDE 20	1	Oscar Doyle at Air Force (09/20/2025)
	1	Oscar Doyle vs Eastern Wash. (09/05/2025)
PUNTING AVG	53.5	Oscar Doyle vs Eastern Wash. (09/05/2025)
LONG PUNT	59	Oscar Doyle vs Eastern Wash. (09/05/2025)
PUNTS INSIDE 20	2	Oscar Doyle vs App State (09/27/2025)
LONG PUNT RETURN	16	Malik Sherrod vs Eastern Wash. (09/05/2025)
LONG KICKOFF RETURN	23	Malik Sherrod at Air Force (09/20/2025)
TACKLES	11	Ty Benefield at Air Force (09/20/2025)
SACKS	2	Braxton Fely vs App State (09/27/2025)
TACKLES FOR LOSS	3	Ty Benefield vs Eastern Wash. (09/05/2025)

BOISE STATE TEAM HIGHS

Category	No.	Opponent (Date)
RUSHES	44	App State (09/27/2025)
YARDS RUSHING	328	Eastern Wash. (09/05/2025)
YARDS PER RUSH	9.1	at Air Force (09/20/2025)
TD RUSHES	5	at Air Force (09/20/2025)
	5	Eastern Wash. (09/05/2025)
PASS ATTEMPTS	48	at South Fla. (08/28/2025)
PASS COMPLETIONS	27	at South Fla. (08/28/2025)
YARDS PASSING	321	App State (09/27/2025)
YARDS PER PASS	11.5	at Air Force (09/20/2025)
TD PASSES	4	App State (09/27/2025)
TOTAL PLAYS	86	at South Fla. (08/28/2025)
TOTAL OFFENSE	637	Eastern Wash. (09/05/2025)
YARDS PER PLAY	10.2	at Air Force (09/20/2025)
POINTS	51	Eastern Wash. (09/05/2025)
SACKS BY	5	App State (09/27/2025)
FIRST DOWNS	25	App State (09/27/2025)
	25	at South Fla. (08/28/2025)
PENALTIES	12	at Air Force (09/20/2025)
PENALTY YARDS	107	at Air Force (09/20/2025)
TURNOVERS	3	at South Fla. (08/28/2025)
PUNTS	4	App State (09/27/2025)
	4	at South Fla. (08/28/2025)
PUNTING AVG	53.5	Eastern Wash. (09/05/2025)
LONG PUNT	59	Eastern Wash. (09/05/2025)
PUNTS INSIDE 20	2	App State (09/27/2025)
LONG PUNT RETURN	16	Eastern Wash. (09/05/2025)

OPPONENT INDIVIDUAL HIGHS

Category	No.	Player vs. Opponent (Date)
RUSHES	20	Liam Szarka at Air Force (09/20/2025)
YARDS RUSHING	113	Rashod Dubinion vs App State (09/27/2025)
TD RUSHES	2	Byrum Brown at South Fla. (08/28/2025)
LONG RUSH	64	Dylan Carson at Air Force (09/20/2025)
PASS ATTEMPTS	28	Jared Taylor vs Eastern Wash. (09/05/2025)
PASS COMPLETIONS	16	Byrum Brown at South Fla. (08/28/2025)
YARDS PASSING	246	Liam Szarka at Air Force (09/20/2025)
TD PASSES	2	Liam Szarka at Air Force (09/20/2025)
LONG PASS	74	Liam Szarka at Air Force (09/20/2025)
RECEPTIONS	8	Cade Harris at Air Force (09/20/2025)
YARDS RECEIVING	177	Cade Harris at Air Force (09/20/2025)
TD RECEPTIONS	1	Dalton Stroman vs App State (09/27/2025)
	1	Bruin Fleischmann at Air Force (09/20/2025)
	1	Quin Smith at Air Force (09/20/2025)
	1	Keshaun Singleton at South Fla. (08/28/2025)
LONG RECEPTION	74	Cade Harris at Air Force (09/20/2025)
FIELD GOALS	2	Nico Gramatica at South Fla. (08/28/2025)
LONG FIELD GOALS	52	Nico Gramatica at South Fla. (08/28/2025)
PUNTS	8	Landon Ogles vs Eastern Wash. (09/05/2025)
PUNTING AVG	47.4	Ian Ratliff vs App State (09/27/2025)
LONG PUNT	62	Landon Ogles vs Eastern Wash. (09/05/2025)
PUNTS INSIDE 20	2	Landon Ogles vs Eastern Wash. (09/05/2025)
LONG PUNT RETURN	45	Juan Berchal vs App State (09/27/2025)
LONG KICKOFF RETURN	20	Khamani Alexander vs App State (09/27/2025)
TACKLES	14	Jhalyn Shuler at South Fla. (08/28/2025)
SACKS	1	Kevin Abrams-Verwayne vs App State (09/27/2025)
	1	Joseph Bakhole vs App State (09/27/2025)
	1	Rico Watson III at South Fla. (08/28/2025)
TACKLES FOR LOSS	2.5	Joseph Bakhole vs App State (09/27/2025)
INTERCEPTIONS	1	Max Mustell at Air Force (09/20/2025)

OPPONENT TEAM HIGHS

Category	No.	Opponent
RUSHES	55	at Air Force (09/20/2025)
YARDS RUSHING	268	at Air Force (09/20/2025)
YARDS PER RUSH	4.9	at Air Force (09/20/2025)
TD RUSHES	3	at Air Force (09/20/2025)
	3	at South Fla. (08/28/2025)
PASS ATTEMPTS	37	Eastern Wash. (09/05/2025)
PASS COMPLETIONS	19	Eastern Wash. (09/05/2025)
YARDS PASSING	255	at South Fla. (08/28/2025)
YARDS PER PASS	12.3	at Air Force (09/20/2025)
TD PASSES	2	at Air Force (09/20/2025)
TOTAL PLAYS	75	at Air Force (09/20/2025)
TOTAL OFFENSE	514	at Air Force (09/20/2025)
YARDS PER PLAY	7.0	at South Fla. (08/28/2025)
POINTS	37	at Air Force (09/20/2025)
SACKS BY	2	App State (09/27/2025)
FIRST DOWNS	24	at Air Force (09/20/2025)
PENALTIES	11	App State (09/27/2025)
PENALTY YARDS	94	App State (09/27/2025)
TURNOVERS	4	App State (09/27/2025)
PUNTS	8	Eastern Wash. (09/05/2025)
PUNTING AVG	47.4	App State (09/27/2025)
LONG PUNT	62	Eastern Wash. (09/05/2025)
PUNTS INSIDE 20	2	Eastern Wash. (09/05/2025)
LONG PUNT RETURN	45	App State (09/27/2025)
PUNTS INSIDE 20	1	at South Fla. (08/28/2025)
LONG PUNT RETURN	0	Eastern Wash. (09/05/2025)

[illegible]



NO. 25 BOISE STATE DROPS SEASON OPENER

AUG. 28, 2025 • RAYMOND JAMES STADIUM • TAMPA, FLA. • ATT: 34,707

TEAM STATISTICS

	BOI	USF
FIRST DOWNS	25	15
Rushing	12	7
Passing	11	5
Penalty	2	3
NET YARDS RUSHING	122	117
Rushing Attempts	38	28
Average Per Rush	3.2	4.2
Rushing Touchdowns	0	3
Yards Gained Rushing	146	147
Yards Lost Rushing	24	30
NET YARDS PASSING	256	255
Completions-Attempts-Int	27-48-0	17-25-0
Average Per Attempt	5.3	10.2
Average Per Completion	9.5	15.0
Passing Touchdowns	1	1
TOTAL OFFENSE YARDS	378	372
Total offense plays	86	53
Average Gain Per Play	4.4	7.0
Fumbles: Number-Lost	5-3	1-0
Penalties: Number-Yards	8-57	7-56
PUNTS-YARDS	4-191	4-169
Average Yards Per Punt	47.8	42.2
Net Yards Per Punt	40.8	42.2
Inside 20	0	1
50+ Yards	1	1
Touchbacks	1	0
Fair catch	1	2
KICKOFF-YARDS	2-130	7-418
Average Yards Per Kickoff	65.0	59.7
Net Yards Per Kickoff	40	39.9
Touchbacks	2	4
Fair Catch Yards	0	0
Punt returns: Number-Yards-TD	0-0-0	1-8-0
AVERAGE PER RETURN	0.0	8.0
Kickoff returns: Number-Yds-TD	3-39-0	0-0-0
AVERAGE PER RETURN	13.0	0.0
Interceptions: Number-Yds-TD	0-0-0	0-0-0
FUMBLE RETURNS: NUMBER-YDS-TD	0-0-0	1-22-0
MISCELLANEOUS YARDS	0	0
POSSESSION TIME	36:21	23:39
1st Quarter	10:47	04:13
2nd Quarter	07:57	07:03
3rd Quarter	08:50	06:10
4th Quarter	08:47	06:13
Third-Down Conversions	6-17	5-14
Fourth-Down Conversions	2-6	1-2
Red-Zone Scores-Chances	1-3	4-4
Touchdowns	1	3
Field goals	0	1
Sacks By: Number-Yards	4-27	1-5
PAT Kicks	1-1	4-4
2Pts Conversions	0-0	0-0
Field Goals	0-0	2-2
Points off Turnover	0	0

#25 BOISE STATE
SOUTH FLORIDA

7	0	0	0
0	10	14	10

7
34

Qtr. Time Team Scoring Play

1st	01:10	BOI	#5 C.Marshall 6 yd pass from #4 M.Madsen (#35 C.Boomer kick)
2nd	12:39	USF	#7 N.Gramatica 52 yd FG
2nd	06:34	USF	#17 B.Brown 23 yd rush (#7 N.Gramatica kick),
3rd	08:18	USF	#11 K.Singleton 45 yd pass from #13 L.Hewlett (#7 N.Gramatica kick),
3rd	01:44	USF	#17 B.Brown 15 yd rush (#7 N.Gramatica kick)
4th	13:26	USF	#5 C.Norton 8 yd rush (#7 N.Gramatica kick),
4th	03:29	USF	#7 N.Gramatica 33 yd FG

Plays-Yds

9-38	10-41	8-80	4-49	3-77	5-43	5-56
------	-------	------	------	------	------	------

TOP

04:35	03:31	03:10	01:35	01:03	02:09	03:05
-------	-------	-------	-------	-------	-------	-------

BOI-USF

7-0	7-3	7-10	7-17	7-24	7-31	7-34
-----	-----	------	------	------	------	------

TAMPA, Fla. — No. 25 Boise State opened its 2025 campaign with a 34-7 road loss to USF on Thursday.

The Broncos (0-1) notched the first score of the game late in the first quarter, but the Bulls (1-0) responded with 34 unanswered points to claim the victory.

Boise State got on the board first. After the Broncos earned a fourth-down stop in the Bulls' own territory, the Blue and Orange powered through a nine-play, 38-yard scoring drive. Maddux Madsen found Chris Marshall for a six-yard touchdown reception for the first Bronco touchdown of the season.

USF responded, earning a spot on the scoreboard with a 52-yard field goal on the ensuing drive. The Bulls took the lead with an 8-play, 80-yard touchdown drive midway through the quarter to take a 10-7 lead at intermission.

USF took a double-digit lead with a 45-yard touchdown pass off a fake punt midway through the third quarter. The Bulls continued the attack with touchdowns on back-to-back drives to claim a 31-7 advantage in the final frame.

#25 BOISE STATE


Rushing	Att	Yds	TD	Lg	Avg
Sire Gaines	9	44	0	14	4.9
Maddux Madsen	11	31	0	14	2.8
Malik Sherrod	11	27	0	9	2.5
Dylan Riley	7	20	0	7	2.9
Passing	C-A-I	Yds	TD	Lg	Sack
Maddux Madsen	25-46-0	225	1	31	1
Max Cutforth	2-2-0	31	0	19	0
Receiving	Rec	Yds	YAC	TD	Lg
Latrell Caples	4	58	20	0	16
Ben Ford	4	44	7	0	24
Matt Lauter	4	35	6	0	20
Sire Gaines	3	17	24	0	7
Malik Sherrod	3	6	5	0	5
Cameron Bates	2	33	11	0	31
Quinton Brown	2	20	6	0	19
Chris Marshall	2	19	3	1	13
Demetric Whitlock Jr. 1	1	12	14	0	12
Chase Penry	1	7	5	0	7
Matt Wagner	1	5	2	0	5
Dylan Riley	0	0	0	0	0

Defensive	TOT	Sk	TFL	FF	FR	INT	PBU	QH
Jayden Virgin-Morgan	8	0.5-5	1.0-6	1	0-0	0-0	0	0
Zion Washington	7	0.0-0	0.0-0	0	0-0	0-0	0	0
Marco Notarainni	7	0.0-0	0.0-0	0	0-0	0-0	0	0
Braxton Fely	7	1.5-14	2.0-15	0	0-0	0-0	0	0
Ty Benefield	6	0.0-0	0.0-0	0	0-0	0-0	0	0
Jeremiah Earby	5	0.5-4	0.5-4	0	0-0	0-0	0	0
Jake Ripp	5	0.0-0	0.0-0	0	0-0	0-0	0	0
Davon Banks	3	0.0-0	1.0-1	1	0-0	0-0	0	0
Boen Phelps	3	0.0-0	0.5-1	0	0-0	0-0	0	0
Dion Washington	3	1.0-1	1.0-1	0	0-0	0-0	0	0
Franklyn Johnson Jr. 2	0.0-0	0.0-0	0.0-0	0	0-0	0-0	0	0
Max Stege	2	0.5-3	0.5-3	0	0-0	0-0	0	0
Roger Carreon	1	0.0-0	0.0-0	0	0-0	0-0	0	0
David Latu	1	0.0-0	0.5-0	0	0-0	0-0	0	0
A'Marion McCoy	0	0.0-0	0.0-0	0	0-0	0-0	1	0

SOUTH FLORIDA

Rushing	Att	Yds	TD	Lg	Avg
Alvon Isaac	3	52	0	49	17.3
Byrum Brown	14	43	2	23	3.1
Cartevious Norton	7	15	1	8	2.1
Sam Franklin	3	7	0	5	2.3
Christian Neptune	1	0	0	0	0.0
Passing	C-A-I	Yds	TD	Lg	Sack
Byrum Brown	16-24-0	210	0	55	4
Locklan Hewlett	1-1-0	45	1	45	0
Receiving	Rec	Yds	YAC	TD	Lg
Keshaun Singleton	5	93	60	1	45
Chas Nimrod	3	96	16	0	55
Mudia Reuben	3	12	17	0	6
Joshua Porter	2	5	9	0	5
Cartevious Norton	1	24	29	0	24
Alvon Isaac	1	15	21	0	15
Weston Wolff	1	7	6	0	7
Wyatt Sullivan	1	3	3	0	3

Defensive	TOT	Sk	TFL	FF	FR	INT	PBU	QH
Jhalyn Shuler	14	0.0-0	1.0-2	0	1-0	0-0	1	0
De'Shawn Rucker	11	0.0-0	0.5-1	0	0-0	0-0	1	0
Mac Harris	8	0.0-0	0.0-0	1	0-0	0-0	0	1
Tavin Ward	8	0.0-0	0.0-0	0	0-0	0-0	1	0
Jonas Duclona	6	0.0-0	1.0-2	1	0-0	0-0	1	0
James Chenault	6	0.0-0	0.0-0	0	0-0	0-0	0	0
Rico Watson III	5	1.0-5	1.5-6	0	0-0	0-0	0	0
Jarvis Lee	4	0.0-0	0.0-0	0	0-0	0-0	1	1
Jacob Merrifield	4	0.0-0	0.0-0	0	0-0	0-0	0	0
Dennard Flowers	4	0.0-0	0.0-0	0	0-0	0-0	0	0
Fred Gaskin	3	0.0-0	0.0-0	0	0-0	0-0	1	0
Rodney Hill	2	0.0-0	0.0-0	0	0-0	0-0	0	0
Zavier Hamilton	2	0.0-0	0.0-0	0	0-0	0-0	0	0
Kajuan Banks	2	0.0-0	0.5-0	0	0-0	0-0	0	0
Josh Celiscar	2	0.0-0	0.5-0	0	0-0	0-0	0	2
Ira Singleton	2	0.0-0	0.0-0	0	0-2	22	0-0	1
Boogsie Silvera	2	0.0-0	0.0-0	0	0-0	0-0	0	0
Cedrick Hawkins Jr. 1	0.0-0	0.0-0	0.0-0	0	0-0	0-0	0	0
Traevon Mitchell	1	0.0-0	0.0-0	0	0-0	0-0	0	0



BOISE STATE ROUTS EASTERN WASHINGTON IN HOME OPENER

SEPT. 5, 2025 • ALBERTSONS STADIUM • BOISE, IDAHO • ATT: 32,887

TEAM STATISTICS

	EWU	BOI
FIRST DOWNS	13	22
Rushing	7	11
Passing	5	11
Penalty	1	0
NET YARDS RUSHING	117	328
Rushing Attempts	31	39
Average Per Rush	3.8	8.4
Rushing Touchdowns	2	5
Yards Gained Rushing	125	348
Yards Lost Rushing	8	20
NET YARDS PASSING	176	309
Completions-Attempts-Int	19-37-1	17-29-0
Average Per Attempt	4.8	10.7
Average Per Completion	9.3	18.2
Passing Touchdowns	0	2
TOTAL OFFENSE YARDS	293	637
Total offense plays	68	68
Average Gain Per Play	4.3	9.4
Fumbles: Number-Lost	1-1	1-0
Penalties: Number-Yards	5-39	6-55
PUNTS-YARDS	8-318	2-107
Average Yards Per Punt	39.8	53.5
Net Yards Per Punt	37.8	53.5
Inside 20	2	1
50+ Yards	2	1
Touchbacks	0	0
Fair catch	3	1
KICKOFF-YARDS	3-195	9-585
Average Yards Per Kickoff	65.0	65.0
Net Yards Per Kickoff	41.7	40
Touchbacks	1	9
Fair Catch Yards	25	0
Punt returns: Number-Yards-TD	0-0-0	2-16-0
AVERAGE PER RETURN	0.0	8.0
Kickoff returns: Number-Yards-TD	0-0-0	1-20-0
AVERAGE PER RETURN	0.0	20.0
Interceptions: Number-Yds-TD	0-0-0	1-21-0
FUMBLE RETURNS: NUMBER-YDS-TD	0-0-0	0-0-0
MISCELLANEOUS YARDS	0	0
POSSESSION TIME	30:00	30:00
1st Quarter	08:55	06:05
2nd Quarter	08:23	06:37
3rd Quarter	07:09	07:51
4th Quarter	05:33	09:27
Third-Down Conversions	6-18	7-13
Fourth-Down Conversions	1-3	0-1
Red-Zone Scores-Chances	2-2	6-8
Touchdowns	2	5
Field goals	0	1
Sacks By: Number-Yards	0-0	1-5
PAT Kicks	2-2	6-7
2Pts Conversions	0-0	0-0
Field Goals	0-0	1-3
Points off Turnover	0	7

EASTERN WASHINGTON	0	7	0	7	14
BOISE STATE	20	10	7	14	51

Qtr.	Time	Team	Scoring Play	Plays-Yds	TOP	EWU-BOI
1st	13:30	BOI	#20 M. Sherrod 20 yd rush (#35 C.Boomer kick blocked)	3-75	01:10	0-6
1st	10:01	BOI	#26 S. Gaines 8 yd rush (#35 C.Boomer kick)	6-41	02:03	0-13
1st	02:49	BOI	#82 B.Ford 60 yd pass from #4 M.Madsen (#35 C.Boomer kick)	1-60	00:08	0-20
2nd	08:53	EWU	#15 J. Taylor 5 yd rush (#16 S.McKee kick)	10-72	04:43	7-20
2nd	06:26	BOI	#4 Madsen 11 yd rush (#48 C.Moore kick)	5-80	02:19	7-27
2nd	00:50	BOI	#48 C.Moore 35 yd FG	5-31	00:53	7-30
3rd	04:55	BOI	#80 C.Bates 20 yd rush (#48 C.Moore kick)	9-65	04:53	7-37
4th	11:56	BOI	#82 B.Ford 6 yd pass from #4 M.Madsen (#48 C.Moore kick)	12-90	06:02	7-44
4th	05:30	EWU	#2 N.Bell 2 yd rush (#16 S.McKee kick)	6-80	02:46	14-44
4th	03:54	BOI	#24 D.Riley 77 yd rush (#48 C.Moore kick)	3-75	01:36	14-51

BOISE, Idaho – Boise State dominated in convincing fashion Friday night, defeating Eastern Washington 51-14 in the squad's home opener at Albertsons Stadium.

The Broncos (1-1) were razor-sharp offensively, finishing with 637 total yards. Boise State recorded 328 yards from the ground attack and 309 yards in the air, marking the first time the squad has recorded over 300 yards in both areas since a Sept. 8, 2018 victory over Connecticut.

Defensively, the Blue and Orange limited the Eagles (0-2) to 117 rushing yards and 176 yards passing. Eastern Washington was held to single digits until a late touchdown with just under four minutes left in regulation.

Maddux Madsen was efficient in the pocket, matching his career-high with 307 passing yards and throwing for two touchdowns. Both scores were thrown to redshirt senior Ben Ford, including the Eagle, Idaho native's first career touchdown with a 60-yard strike in the opening quarter. Chris Marshall also added a career-high 132 receiving yards in the win.

Madsen was also one of five different Broncos to find the orange end zone from the ground, recording his eighth career rushing touchdown with an 11-yard score midway through the second frame. Malik Sherrod opened the gates first for Boise State, scoring his first touchdown as a Bronco not even two minutes into the contest with a 20-yard scamper. A little over three minutes later, his backfield mate Sire Gaines capped a six-play, 41-yard drive with an 8-yard touchdown of his own.

Cameron Bates found the end zone on a 20-yard end-around midway through the third quarter, while Dylan Riley's 78-yard rushing touchdown with 3:54 remaining put the exclamation point on the victory.

On the other side of the ball, Ty Benefield matched his career-high with nine tackles and three tackles-for-loss. Jaden Mickey, in his first career start with the Blue and Orange, notched a career-high seven tackles on the night, and became the first Bronco to force and recover the same fumble since Kekaula Kaniho did so against Hawai'i on Oct. 12, 2019.

E. WASHINGTON

Rushing	Att	Yds	TD	Lg	Avg
Jared Taylor	17	76	1	18	4.5
Nate Bell	9	36	1	10	4.0
Marceese Yetts	5	5	0	5	1.0
Passing	C-A-I	Yds	TD	Lg	Sack
Jared Taylor	14-28-0	102	0	36	1
Nate Bell	5-9-1	74	0	49	0
Receiving	Rec	Yds	YAC	TD	Lg
Noah Cronquist	4	67	16	0	49
Marceese Yetts	4	7	16	0	4
Nolan Ulm	3	30	14	0	16
Kevin Allen III	3	10	11	0	11
Jaxon Branch	2	6	1	0	8
Miles Williams	1	36	1	0	36
Wesley Garrett	1	15	12	0	15
Landon Cooper	1	5	4	0	5
Zander Turner	0	0	0	0	0

Defensive	TOT	Sk	TFL	FF	FR	INT	PBU	QH
Drew Carter	9	0.0-0	0.0-0	0	0-0	0-0	0	0
Ambrose Marsh	6	0.0-0	0.0-0	0	0-0	0-0	0	0
Bryce Smith	5	0.0-0	0.0-0	0	0-0	0-0	0	0
Read Sunn	5	0.0-0	1.0-5	0	0-0	0-0	0	0
Myles Mayovsky	4	0.0-0	0.0-0	0	0-0	0-0	1	0
Ben Voigtlaender	4	0.0-0	1.5-2	0	0-0	0-0	0	0
Joshua Goode	3	0.0-0	0.0-0	0	0-0	0-0	0	0
Jonathan Landry	3	0.0-0	0.0-0	0	0-0	0-0	0	0
Tylin Jackson	3	0.0-0	1.0-6	0	0-0	0-0	1	2
Jaylon Jenkins	2	0.0-0	0.0-0	0	0-0	0-0	1	0
Samarai Anderson	2	0.0-0	0.5-1	0	0-0	0-0	0	0
Jirah Leaupeteele	2	0.0-0	0.0-0	0	0-0	0-0	0	0
Vincent Macaluso	2	0.0-0	0.0-0	0	0-0	0-0	0	0
Miles Williams	1	0.0-0	0.0-0	0	0-0	0-0	0	0
Boden Gardner	1	0.0-0	0.0-0	0	0-0	0-0	0	0
Tyson Jacobson	1	0.0-0	0.0-0	0	0-0	0-0	0	0
Dre Greeley	1	0.0-0	0.0-0	0	0-0	0-0	0	0
Dishawn Misa	1	0.0-0	1.0-4	0	0-0	0-0	0	0
Kevin Allen III	1	0.0-0	0.0-0	0	0-0	0-0	0	0


BOISE STATE

Rushing	Att	Yds	TD	Lg	Avg
Dylan Riley	6	123	1	77	20.5
Sire Gaines	14	98	1	46	7.0
Malik Sherrod	7	42	1	20	6.0
Maddux Madsen	4	35	1	14	8.8
Cameron Bates	1	20	1	20	20.0
Seth Knothe	4	14	0	4	3.5

Passing	C-A-I	Yds	TD	Lg	Sack
Maddux Madsen	16-26-0	307	2	60	0
Max Cutforth	1-3-0	2	0	2	0

Receiving	Rec	Yds	YAC	TD	Lg
Cade Harris	8	177	74	0	74
Quin Smith	3	65	1	1	32
Bruin Fleischmann	1	5	0	1	5
Kade Frew	1	-1	2	0	0
Tre Roberson	0	0	0	0	0

Defensive	TOT	Sk	TFL	FF	FR	INT	PBU	QH
Ty Benefield	9	0.0-0	3.0-6	0	0-0	0-0	0	0
Jaden Mickey	7	0.0-0	1.0-2	1	1-0	0-0	0	0
Jeremiah Earby	6	0.0-0	0.0-0	0	0-0	0-0	0	0
Marco Notaraini	6	0.0-0	0.5-0	0	0-0	0-0	0	4
Zion Washington	4	0.0-0	0.0-0	0	0-0	0-0	1	0
David Latu	3	0.0-0	0.5-1	0	0-0	0-0	0	0
Davon Banks	2	0.0-0	0.0-0	0	0-0	0-0	0	0
Demetrius Freney	2	0.0-0	0.0-0	0	0-0	0-0	0	0
Lopez Sanusi	2	1.0-5	1.0-5	0	0-0	0-0	0	0
Franklyn Johnson Jr.	2	0.0-0	0.0-0	0	0-0	0-0	0	0
Jake Ripp	2	0.0-0	0.0-0	0	0-0	0-0	0	0
A'Marion McCoy	1	0.0-0	0.0-0	0	0-0	0-0	1	0
Jayden Virgin-Morgan	1	0.0-0	0.0-0	0	0-0	0-0	0	1
Boen Phelps	1	0.0-0	0.0-0	0	0-0	0-0	0	1
Travis Anderson	1	0.0-0	0.0-0	0	0-0	0-0	1	0
Sterling Lane II	1	0.0-0	0.0-0	0	0-0	0-0	0	1
Derek Ganter Jr.	1	0.0-0	0.0-0	0	0-0	0-0	0	0
Cole Miller	1	0.0-0	0.0-0	0	0-0	0-0	0	0
Braxton Fely	1	0.0-0	0.0-0	0	0-0	0-0	0	0
Max Stege	1	0.0-0	0.0-0	0	0-0	0-0	0	0



RILEY'S CAREER PERFORMANCE LIFTS BRONCOS PAST FALCONS

SEPT. 20, 2025 • FALCON STADIUM • USAFA, COLO. • ATT: 24,046

TEAM STATISTICS

	BOI	AFA
FIRST DOWNS	23	24
Rushing	10	12
Passing	11	9
Penalty	2	3
NET YARDS RUSHING	282	269
Rushing Attempts	31	55
Average Per Rush	9.1	4.9
Rushing Touchdowns	5	3
Yards Gained Rushing	286	280
Yards Lost Rushing	4	11
NET YARDS PASSING	310	242
Completions-Attempts-Int	16-27-1	13-20-1
Average Per Attempt	11.5	12.1
Average Per Completion	19.4	18.6
Passing Touchdowns	2	2
TOTAL OFFENSE YARDS	592	511
Total offense plays	58	75
Average Gain Per Play	10.2	6.8
Fumbles: Number-Lost	1-0	0-0
Penalties: Number-Yards	12-107	6-45
PUNTS-YARDS	2-100	2-88
Average Yards Per Punt	50.0	44.0
Net Yards Per Punt	50	40.5
Inside 20	1	0
50+ Yards	1	0
Touchbacks	0	0
Fair catch	2	0
KICKOFF-YARDS	8-520	6-389
Average Yards Per Kickoff	65.0	64.8
Net Yards Per Kickoff	40	41.8
Touchbacks	8	4
Fair Catch Yards	0	0
Punt returns: Number-Yards-TD	1-7-0	0-0-0
AVERAGE PER RETURN	7.0	0.0
Kickoff returns: Number-Yards-TD	3-38-0	0-0-0
AVERAGE PER RETURN	12.7	0.0
Interceptions: Number-Yds-TD	1-23-0	1-0-0
FUMBLE RETURNS: NUMBER-YDS-TD	0-0-0	0-0-0
MISCELLANEOUS YARDS	0	0
POSSESSION TIME	23:40	36:20
1st Quarter	07:39	07:21
2nd Quarter	08:09	06:51
3rd Quarter	02:13	12:47
4th Quarter	05:39	09:21
Third-Down Conversions	7-10	8-14
Fourth-Down Conversions	0-0	2-3
Red-Zone Scores-Chances	3-4	6-6
Touchdowns	3	5
Field goals	0	1
Sacks By: Number-Yards	1-1	0-0
PAT Kicks	7-7	4-4
2Pts Conversions	0-0	0-1
Field Goals	0-0	1-1
Points off Turnover	0	0

BOISE STATE
AIR FORCE14 7 14 14
7 7 10 1349
37

Qtr. Time Team Scoring Play

1st	11:54	AF	#5 D.Carson 2 yd rush (#39 J.Medina kick)
1st	07:09	BOI	#24 D.Riley 4 yd rush (#35 C.Boomer kick)
1st	02:38	BOI	#24 D.Riley 34 yd rush (#35 C.Boomer kick)
2nd	10:25	BOI	#85 M.Lauter 3 yd pass from #4 M.Madsen (#35 C.Boomer kick)
2nd	04:52	AF	#4 K.Hodges 3 yd rush (#39 J.Medina kick)
3rd	13:52	AF	#9 L.Szarka 1 yd rush (#39 J.Medina kick)
3rd	11:51	BOI	#8 M.Sherrod 40 yd rush (#35 C.Boomer kick)
3rd	01:10	AF	#39 J.Medina 25 yd FG
3rd	00:58	BOI	#24 D.Riley 75 yd pass from #4 M.Madsen (#35 C.Boomer kick)
4th	09:44	AF	#18 Q.Smith 12 yd pass from #9 L.Szarka (#44 R.Conti rush failed)
4th	05:18	BOI	#24 D.Riley 8 yd rush (#35 C.Boomer kick)
4th	02:26	AF	#88 B.Fleischmann 5 yd pass from #9 L.Szarka
4th	02:08	BOI	#24 D.Riley 43 yd rush (#35 C.Boomer kick)

USAFA, Colo. — A legendary performance from running back Dylan Riley led Boise State past Air Force, 49-37, Saturday night.

The sophomore found the end zone five times in the victory, rushing for four scores and catching another. Riley totaled a career-high 255 all-purpose yards, notching 171 rushing yards and 84 receiving yards.

Riley was the highlight of a successful offensive assault, with the Broncos (2-1, 1-0 Mountain West) totaling 592 of total offense. The Blue and Orange recorded 500+ yards of total offense in back-to-back games, a feat that hasn't occurred since the 2019 season.

Maddux Madsen was also stellar in the win, brushing off an early first-quarter injury to throw for 276 yards and two touchdowns. The redshirt junior moved into the top 10 in program history in several categories, including career touchdowns (37), passing yards (5,060) and 200+ yard games (12).

The Falcons (1-2, 0-2 MW) notched the first score of the game, scoring on a 2-yard rush nearly four minutes into the action. Riley answered the call for the squad, scoring touchdowns on back-to-back drives to give the Broncos a 14-7 lead at the end of the first quarter.

Madsen found Matt Lauter for a 3-yard pass-and-catch early in the second quarter to give the Broncos a two-score advantage. Air Force responded on the ensuing drive with a 10-play, 72-yard scoring drive to bring the score within seven points as the teams entered the locker room.

The Falcons tied the game with a touchdown on the opening drive of the second half, but a 40-yard touchdown rush from Malik Sherrod gave the Broncos a 28-21 advantage. Air Force answered with a 10-minute, 19-play drive that ended in a field goal.

On the first play of the ensuing possession, Riley scored off a 75-yard touchdown reception off a screen pass to give Boise State a two-possession edge. The Falcons scored yet another touchdown, but failed to convert the 2-point conversion.

BOISE STATE

Rushing	Att	Yds	TD	Lg	Avg
Dylan Riley	19	171	4	43	9.0
Malik Sherrod	7	80	1	40	11.4
Sire Gaines	3	34	0	13	11.3

Passing	C-A-I	Yds	TD	Lg	Sack
Maddux Madsen	13-23-1	276	2	75	0
Max Cutforth	3-4-0	34	0	17	0

Receiving	Rec	Yds	YAC	TD	Lg
Latrell Caples	5	87	34	0	31
Dylan Riley	2	84	93	1	75
Malik Sherrod	2	36	28	0	24
Matt Wagner	2	28	8	0	24
Matt Lauter	2	23	22	1	20
Ben Ford	1	22	3	0	22
Chase Penry	1	17	15	0	17
Chris Marshall	1	13	8	0	13

Defensive	TOT	Sk	TFL	FF	FR	INT	PBU	QH
Ty Benefield	11	0.0-0	2.0-7	0	0-0	1-23	0	0
Marco Notaraini	10	0.0-0	0.0-0	0	0-0	0-0	0	0
Zion Washington	10	0.0-0	1.0-1	0	0-0	0-0	0	0
Jeremiah Early	8	0.0-0	1.0-1	0	0-0	0-0	0	0
Boen Phelps	7	0.0-0	0.0-0	0	0-0	0-0	0	0
A'Marion McCoy	6	0.0-0	1.0-1	0	0-0	0-0	0	0
Jake Ripp	6	0.0-0	0.0-0	0	0-0	0-0	0	0
Jayden Virgin-Morgan	4	0.0-0	0.0-0	0	0-0	0-0	0	0
Max Stege	4	0.0-0	0.0-0	0	0-0	0-0	0	0
Malakai Williams	3	1.0-1	1.0-1	0	0-0	0-0	0	0
Dion Washington	2	0.0-0	0.0-0	0	0-0	0-0	0	0
Keanu Mailoto	2	0.0-0	0.0-0	0	0-0	0-0	1	0
Michael Madrie	1	0.0-0	0.0-0	0	0-0	0-0	0	0
Lopez Sanusi	1	0.0-0	0.0-0	0	0-0	0-0	0	0
Braxton Fely	1	0.0-0	0.0-0	0	0-0	0-0	0	0

Plays-Yds	TOP	BOI-AF
5-75	02:07	0-7
9-75	04:45	7-7
5-68	01:55	14-7
10-52	04:32	21-7
10-72	05:33	21-14
3-75	01:08	21-21
4-75	02:01	28-21
19-67	10:41	28-24
1-75	00:12	35-24
12-75	06:14	35-30
8-75	04:26	42-30
6-75	02:52	42-37
3-50	00:16	49-37

AIR FORCE

Rushing	Att	Yds	TD	Lg	Avg
Liam Szarka	20	111	1	38	5.6
Dylan Carson	16	109	1	64	6.8
Cade Harris	5	15	0	10	3.0
Kade Frew	4	13	0	10	3.2
Owen Allen	4	7	0	3	1.8
Josh Johnson	2	6	0	3	3.0
Kemper Hodges	2	5	1	3	2.5
Rocco Conti	1	4	0	4	4.0

Passing	C-A-I	Yds	TD	Lg	Sack
Liam Szarka	13-18-1	242	2	74	1
Josh Johnson	0-2-0	0	0	0	0

Receiving	Rec	Yds	YAC	TD	Lg
Cade Harris	8	177	74	0	74
Quin Smith	3	65	1	1	32
Bruin Fleischmann	1	5	0	1	5
Kade Frew	1	-1	2	0	0
Tre Roberson	0	0	0	0	0

Defensive	TOT	Sk	TFL	FF	FR	INT	PBU	QH
Max Mustell	13	0.0-0	0.0-0	0	0-0	1-0	1	0
Blake Fletcher	9	0.0-0	0.5-1	0	0-0	0-0	0	0
Roger Jones	6	0.0-0	0.0-0	0	0-0	0-0	0	0
Luke Fisher	5	0.0-0	0.5-0	0	0-0	0-0	0	1
Korey Johnson	5	0.0-0	0.0-0	0	0-0	0-0	1	0
Nick Beckwith	4	0.0-0	0.0-0	0	0-0	0-0	0	0
Jordan Elie-Stuart	3	0.0-0	0.0-0	0	0-0	0-0	0	0
Brody Bujnoch	3	0.0-0	0.0-0	0	0-0	0-0	0	0
Payton Zdroik	2	0.0-0	0.0-0	0	0-0	0-0	0	1
Evan Rau	1	0.0-0	0.0-0	0	0-0	0-0	0	0
Daniel Grobe	1	0.0-0	0.0-0	0	0-0	0-0	0	0
Mason Hayes	1	0.0-0	0.0-0	0	0-0	0-0	0	0
Brodie Mitchell	1	0.0-0	0.0-0	0	0-0	0-0	0	0
Liam Szarka	1	0.0-0	0.0-0	0	0-0	0-0	0	0
Isaac Hubert	1	0.0-0	0.0-0	0	0-0	0-0	0	2



BRONCOS DOMINATE APP STATE FOR THIRD CONSECUTIVE VICTORY

SEPT. 27, 2025 • ALBERTSONS STADIUM • BOISE, IDAHO • ATT: 32,904

TEAM STATISTICS

	APP	BOI
FIRST DOWNS	9	25
Rushing	4	7
Passing	3	15
Penalty	2	3
NET YARDS RUSHING	119	152
Rushing Attempts	29	44
Average Per Rush	4.1	3.5
Rushing Touchdowns	1	0
Yards Gained Rushing	141	187
Yards Lost Rushing	22	35
NET YARDS PASSING	65	321
Completions-Attempts-Int	12-28-3	25-38-0
Average Per Attempt	2.3	8.4
Average Per Completion	5.4	12.8
Passing Touchdowns	1	4
TOTAL OFFENSE YARDS	184	473
Total offense plays	57	82
Average Gain Per Play	3.2	5.8
Fumbles: Number-Lost	1-1	2-0
Penalties: Number-Yards	11-94	5-55
PUNTS-YARDS	7-332	4-164
Average Yards Per Punt	47.4	41.0
Net Yards Per Punt	44.6	29.8
Inside 20	0	2
50+ Yards	3	0
Touchbacks	1	0
Fair catch	5	3
KICKOFF-YARDS	3-203	9-578
Average Yards Per Kickoff	67.7	64.2
Net Yards Per Kickoff	46.7	41.2
Touchbacks	1	7
Fair Catch Yards	25	0
Punt returns: Number-Yards-TD	1-45-0	1-0-0
AVERAGE PER RETURN	45.0	0.0
Kickoff returns: Number-Yards-TD	2-32-0	1-13-0
AVERAGE PER RETURN	16.0	13.0
Interceptions: Number-Yds-TD	0-0-0	3-57-2
FUMBLE RETURNS: NUMBER-YDS-TD	0-0-0	0-0-0
MISCELLANEOUS YARDS	0	0
POSSESSION TIME	21:50	38:10
1st Quarter	06:29	08:31
2nd Quarter	07:56	07:04
3rd Quarter	04:22	10:38
4th Quarter	03:03	11:57
Third-Down Conversions	2-13	9-18
Fourth-Down Conversions	1-1	2-3
Red-Zone Scores-Chances	2-2	3-4
Touchdowns	2	2
Field goals	0	1
Sacks By: Number-Yards	2-24	5-27
PAT Kicks	2-2	5-5
2Pts Conversions	0-0	0-1
Field Goals	0-0	2-2
Points off Turnover	0	14

APP STATE

BOISE STATE

Qtr. Time Team Scoring Play

1st	09:49	BOI	#3 L.Caples 10 yd pass from #4 M.Madsen (#35 C.Boomer kick)
1st	01:49	BOI	#7 A.McCoy 26 yd interception return (#35 C.Boomer kick)
2nd	07:07	BOI	#82 B.Ford 14 yd pass from #4 M.Madsen (#35 C.Boomer kick)
2nd	01:16	APP	#8 D.Stroman 7 yd pass from #5 A.Swann (#90 D.De Freitas kick)
2nd	00:05	BOI	#35 C.Boomer 25 yd FG
3rd	10:40	APP	#22 J.Lewis 3 yd rush (#90 D.De Freitas kick)
3rd	05:59	BOI	#35 C.Boomer 40 yd FG
3rd	01:24	BOI	#25 Q.Brown 29 yd pass from #4 M.Madsen (#5 C.Marshall pass from #4 M.Madsen failed)
4th	10:47	BOI	#3 L.Caples 34 yd pass from #4 M.Madsen (#35 C.Boomer kick)
4th	10:21	BOI	#41 B.Phelps 33 yd interception return (#35 C.Boomer kick)

0

14

7

10

7

9

0

14

14

47

Plays-Yds

TOP

APP

10-75	05:11	0-7
	01:35	0-14
10-80	05:53	0-21
14-75	05:51	7-21
9-62	01:11	7-24
3-42	00:46	14-24
11-58	04:35	14-27
7-58	03:07	14-33
8-69	04:07	14-40
	00:26	14-47

BOISE, Idaho – Boise State utilized a complete team effort to dominate App State, 47-14, to win its third consecutive game of the season on Saturday.

The Broncos (3-1, 1-0 Mountain West) generated 473 yards of offense and held the Mountaineers (2-2, 0-1 SBC) to 184 yards on the night. Boise State forced four turnovers in the victory, including two interception returns for touchdowns, a feat the program hadn't accomplished since a Sept. 25, 2015 win over Virginia.

Quarterback Maddux Madsen was spectacular in the win, throwing for a career-high 321 yards and matching his career-high with four touchdown strikes. The redshirt junior completed 25 of his 37 attempts, and threw to 10 different receivers for the second time this season.

Latrell Caples received the benefit of Madsen's accuracy on the night, hauling in a pair of touchdown passes to record his third-career multi-touchdown performance. Ben Ford also recorded a touchdown in the air, while freshman Quinton Brown notched his first career touchdown reception in the third quarter.

The Broncos utilized a balanced attack on the ground, creating 152 rushing yards in the contest. Sire Gaines led the way, recording 69 yards on 12 carries. Malik Sherrod added 49 yards while Dylan Riley finished with 46 yards on the night.

Defensively, Boise State held the third-ranked passing attack in the country to just 65 yards through the air, the lowest total the Broncos have allowed since a game against Wyoming in 2020. The Blue and Orange recorded three total interceptions in the victory, with A'Marion McCoy and Boen Phelps returning their picks for scores.

Ty Benefield led the team in tackles for the third time this season, finishing with seven total. Braxton Fely recorded a career-high two sacks on the evening, with Sterling Lane II, Jayden Virgin-Morgan and Malakai Williams each adding a sack of their own.

APP STATE

Rushing	Att	Yds	TD	Lg	Avg
Rashod Dubinion	17	113	0	39	6.6
Jaquari Lewis	7	23	1	7	3.3
Billy Wiles	2	4	0	5	2.0
AJ Swann	3	-21	0	0	-7.0

Passing	C-A-I	Yds	TD	Lg	Sack
AJ Swann	11-24-2	64	1	12	3
Noah Gillon	0-2-0	0	0	0	0
Billy Wiles	1-2-1	1	0	1	2

Receiving	Rec	Yds	YAC	TD	Lg
Izayah Cummings	3	20	11	0	9
Jose Leon	3	12	9	0	7
William Fowles	1	12	4	0	12
Rashod Dubinion	1	10	14	0	10
Dalton Stroman	1	7	0	1	7
AJ Swann	1	2	2	0	2
David Larkins	1	1	2	0	1
Jaquari Lewis	1	1	2	0	1

Defensive	TOT	Sk	TFL	FF	FR	INT	PBU	QH
Jaelin Willis	10	0.0-0	0.0-0	0	0-0	0-0	0	0
Emory Floyd	8	0.0-0	1.0-3	0	0-0	0-0	0	0
Kyle Arnholt	7	0.0-0	0.0-0	0	0-0	0-0	0	0
Zyair Gamble	6	0.0-0	0.5-0	0	0-0	0-0	0	0
Dylan Manuel	6	0.0-0	0.5-1	0	0-0	0-0	0	1
Elijah McCantos	5	0.0-0	0.0-0	0	0-0	0-0	1	0
Rondo Porter	5	0.0-0	0.0-0	0	0-0	0-0	1	0
Joseph Bakhole	4	1.0-9	2.5-12	0	0-0	0-0	0	0
Brayshaw Littlejohn	4	0.0-0	1.0-0	0	0-0	0-0	0	0
Jordan Favors	3	0.0-0	1.0-2	0	0-0	0-0	0	0
Ethan Johnson	3	0.0-0	0.0-0	0	0-0	0-0	0	0
Colton Phares	3	0.0-0	0.5-1	0	0-0	0-0	0	0
DelNigel Cooper	3	0.0-0	0.0-0	0	0-0	0-0	0	0
Thomas Davis	3	0.0-0	0.5-1	0	0-0	0-0	0	1
Nick Campbell	3	0.0-0	0.5-0	0	0-0	0-0	0	0
Kevin Abrams-Venwayne	2	1.0-15	1.0-15	1	0-0	0-0	0	2
Caleb Sandstrom	1	0.0-0	0.0-0	0	0-0	0-0	0	0

BOISE STATE

Rushing	Att	Yds	TD	Lg	Avg
Sire Gaines	12	69	0	28	5.8
Malik Sherrod	9	49	0	22	5.4
Dylan Riley	16	46	0	6	2.9
Seth Knothe	3	12	0	5	4.0
Max Cutforth	1	-9	0	0	-9.0
Maddux Madsen	2	-14	0	1	-7.0

Passing	C-A-I	Yds	TD	Lg	Sack
Maddux Madsen	25-37-0	321	4	34	1
Max Cutforth	0-1-0	0	0	0	1

Receiving	Rec	Yds	YAC	TD	Lg
Latrell Caples	5	84	31	2	34
Chris Marshall	3	52	18	0	26
Ben Ford	3	45	10	1	18
Matt Lauter	3	45	39	0	20
Matt Wagner	3	29	16	0	15
Malik Sherrod	3	21	28	0	11
Sire Gaines	2	5	8	0	6
Quinton Brown	1	29	0	1	29
Cameron Bates	1	11	0	0	11
Dylan Riley	1	0	6	0	0
Demetric Whitlock Jr.	0	0	0	0	0

Defensive	TOT	Sk	TFL	FF	FR	INT	PBU	QH
Ty Benefield	7	0.0-0	0.0-0	0	0-0	0-0	0	0
Marco Notarainni	6	0.0-0	0.0-0	0	0-0	0-0	0	0
Boen Phelps	6	0.0-0	0.0-0	0	0-0	1-33	0	1
Jayden Virgin-Morgan	6	1.0-6	1.0-6	0	0-0	0-0	0	0
Zion Washington	4	0.0-0	0.0-0	0	0-0	0-0	0	0
Jake Ripp	4	0.0-0	0.0-0	0	0-0	0-0	0	2
Braxton Fely	2.2-0	15.2-0	15	0	0-0	0-0	0	0
Max Stege	2	0.0-0	0.0-0	0	0-0	0-0	0	1
Michael Madrie	2	0.0-0	0.0-0	0	0-0	0-0	0	0
Jeremiah Earby	2	0.0-0	0.0-0	0	0-0	0-0	2	0
Lopez Sanusi	2	0.0-0	0.0-0	0	0-0	0-0	0	0
A'Marion McCoy	2	0.0-0	0.0-0	0	0-0	1-26	0	0
Malakai Williams	2	1.0-5	1.0-5	1	0-0	0-0	0	1