



# NOTRE DAME VOLLEYBALL

X @NDVOLLEYBALL

Instagram @NDVBALL

f @NDVOLLEYBALL

## 2025 SCHEDULE

| Date     | Day       | Opponent               | Time (ET) |
|----------|-----------|------------------------|-----------|
| Aug. 17  | Sunday    | at #8 Wisconsin (Exh.) | --        |
| Aug. 29  | Friday    | SANTA CLARA            | W, 3-2    |
| Aug. 31  | Sunday    | VILLANOVA              | L, 2-3    |
| Sept. 5  | Friday    | ILLINOIS               | 6:30 PM   |
| Sept. 9  | Tuesday   | LSU                    | 6:30 PM   |
| Sept. 12 | Friday    | at Colorado State      | 8:00 PM   |
| Sept. 13 | Saturday  | vs. East Texas A&M     | 2:00 PM   |
| Sept. 19 | Friday    | MICHIGAN               | 6:00 PM   |
| Sept. 21 | Sunday    | at Michigan            | 3:00 PM   |
| Sept. 26 | Friday    | SYRACUSE               | 6:30 PM   |
| Sept. 28 | Sunday    | BOSTON COLLEGE         | 1:00 PM   |
| Oct. 3   | Friday    | at Stanford            | 10:00 PM  |
| Oct. 5   | Sunday    | at Cal                 | 4:00 PM   |
| Oct. 10  | Friday    | VIRGINIA               | 6:30 PM   |
| Oct. 12  | Sunday    | VIRGINIA TECH          | 1:00 PM   |
| Oct. 17  | Friday    | PITTSBURGH             | 6:30 PM   |
| Oct. 19  | Sunday    | SMU                    | 1:00 PM   |
| Oct. 24  | Friday    | at North Carolina      | 7:00 PM   |
| Oct. 26  | Sunday    | at Duke                | 1:00 PM   |
| Oct. 29  | Wednesday | LOUISVILLE             | 7:00 PM   |
| Nov. 1   | Saturday  | at Louisville          | 3:00 PM   |
| Nov. 7   | Friday    | at Wake Forest         | 6:30 PM   |
| Nov. 9   | Sunday    | at NC State            | 1:00 PM   |
| Nov. 14  | Friday    | MIAMI                  | 6:30 PM   |
| Nov. 16  | Sunday    | FLORIDA STATE          | 1:00 PM   |
| Nov. 21  | Friday    | at Clemson             | 6:00 PM   |
| Nov. 23  | Sunday    | at Georgia Tech        | 1:00 PM   |
| Nov. 26  | Thursday  | at Virginia Tech       | 3:00 PM   |
| Nov. 29  | Saturday  | WAKE FOREST            | 3:00 PM   |



## FIGHTING IRISH MEDIA/ATHLETICS COMMUNICATIONS

Associate Director/Volleyball Contact..... Nick Yuska  
Cell..... (970)-685-8111  
Email..... nyuska@nd.edu  
Athletics Web Site..... FightingIrish.com  
Athletics Twitter..... @FightingIrish  
Athletics Facebook..... FightingIrish  
Athletics Instagram..... @TheFightingIrish

## VS. ILLINOIS



**NOTRE DAME**  
**Fighting Irish**  
Notre Dame, IN  
ACC  
Salima Rockwell  
1-1



**ILLINOIS**  
**Fighting Illini**  
Champaign, IL  
BIG 10  
Chris Tamas  
1-1

## BY THE NUMBERS: NOTRE DAME

|             |  |
|-------------|--|
| <b>1</b>    | Head Coach Salima Rockwell captured her first ever win as a head coach at Notre Dame in the victory over Milwaukee on August 28, 2022 in Purcell Pavilion            |
| <b>3.14</b> | Morgan Gaerte led the team with 3.14 kills per set last season and was named to the Preseason All-ACC Team   |
| <b>5</b>    | 5 Irish made their collegiate/Irish debuts over the weekend; Maya Baker, Maya Evens, Sydney Helmers, Mae Kordas and Chichi Nnaji                                     |
| <b>7</b>    | Salima Rockwell became the seventh head coach of the Fighting Irish on January 6, 2022   |
| <b>7</b>    | Notre Dame won 7 of its first 8 matches to begin the season last year  |
| <b>11</b>   | Grace Langer recorded a career-best 11 blocks in last Friday's win over Santa Clara. The sophomore MB has 17 already this season, the second-most in the ACC         |
| <b>14</b>   | Transfer #14 Sydney Helmers joins the Irish roster after spending the last couple seasons at Texas, where she was a member of the 2023 National Championship Team.   |
| <b>28</b>   | 28 services aces last season for Lucy Trump, which is the most by a returning player this season. 20 of those came against conference foes.                          |
| <b>32</b>   | 32 total blocks through the first two games of the season, the most in the rally scoring era (since 2008)  |
| <b>41</b>   | 41 Kills this season for Morgan Gaerte. The sophomore had a career-high 21 in the win over Santa Clara and 20 against Villanova, her first two career 20+ kill games |
| <b>48</b>   | 48 Digs by Maya Evens through the first two games of the season. The freshman libero is ranked sixth in the conference   |
| <b>82</b>   | 82 combined digs from the setting duo of Maya Baker (42) and Harmony Sample (40)   |





2025 NOTRE DAME VOLLEYBALL NUMERICAL ROSTER

| NO. | NAME                 | POS.   | HT.  | YR. | HOMETOWN / HIGH SCHOOL/PREVIOUS SCHOOL         |
|-----|----------------------|--------|------|-----|--|
| 1   | Alyssa Manitzas      | DS/L   | 5-0  | JR  | San Antonio, TX/ Cornerstone Christian         |
| 2   | Maisie Alexander     | DS/L   | 5-4  | SR  | Portland, OR/Jesuit                            |
| 3   | Avery Ross           | OH     | 6-2  | SR  | Pendleton, IN/Pendleton Heights                |
| 4   | Lily Fenton          | S      | 5-7  | JR  | Latrobe, PA/Greater Latrobe                    |
| 5   | Cailey Dockery       | DS/L   | 5-8  | SR  | Murphy, NC/Murphy                              |
| 6   | Harmony Sample       | S      | 5-11 | SR  | Lewisville, TX/Hebron                          |
| 7   | Lucy Trump           | OH     | 6-0  | SR  | Florence, KY/ Larry A. Ryle                    |
| 8   | Maya Evens           | DS/L   | 5-6  | FR  | San Diego, CA/Cathedral Catholic               |
| 11  | Mallory Bohl         | MB     | 6-3  | SO  | Saline, MI/Saline                              |
| 12  | Sophia Thornburg     | OH     | 6-2  | FR  | Dallas, TX/Ursuline Academy of Dallas          |
| 14  | Sydney Helmers       | OH     | 6-4  | JR  | Hebron, KY/Assumption/Texas                    |
| 15  | Mae Kordas           | OH/OPP | 6-3  | FR  | Carlsbad, CA/Cathedral Catholic                |
| 18  | Morgan Gaerte        | OH     | 6-5  | SO  | Angola, IN/Angola                              |
| 19  | Chichi Nnaji         | OH     | 6-4  | FR  | Dallas, TX/Ursuline Academy of Dallas          |
| 21  | Mia Radeff           | OH     | 6-0  | SO  | Menlo Park, CA/Sacred Heart Prep               |
| 22  | Ava Lange            | OH     | 6-3  | JR  | Playa Del Rey, CA/Harvard-Westlake             |
| 23  | Maya Baker           | S      | 5-10 | FR  | San Jose, CA/Archbishop Mittie; Laurel Springs |
| 24  | Kailyn Greene-Gordon | OPP    | 6-4  | SO  | Haddon Heights, NJ/Paul VI                     |
| 31  | Anna Bjork           | MB     | 6-3  | SO  | Oconomowoc, WI/Oconomowoc                      |
| 33  | Grace Langer         | MB     | 6-3  | SO  | Centennial, CO/Valor Christian                 |

2025 NOTRE DAME VOLLEYBALL COACHING STAFF

|  |                  |                   |
|--|------------------|-------------------|
| Head Coach                               | Salima Rockwell  | Penn State 94'    |
| Associate Head Coach/Recruiting Director | Craig Dyer       | Susquehanna '95   |
| Associate Head Coach                     | Sara Kidd        | Kansas '02        |
| Assistant Coach/Technical Coordinator    | Paul Koncir      | George Mason '99  |
| Director of Operations                   | Mackenzie Keenan | West Virginia '15 |

PRONUNCIATION GUIDE

|                      |                 |
|----------------------|-----------------|
| Alyssa Manitzas..... | Ma-NEAT-zis     |
| Mallory Bohl .....   | BOWL            |
| Mae Kordas .....     | MAY             |
| Morgan Gaerte.....   | Garty           |
| Chichi Nnaji.....    | CHE-che NAH-jee |
| Mia Radeff.....      | MEE-uh Rad-EFF  |
| Ava Lange.....       | LANG            |
| Anna Bjork .....     | Be-YORK         |



Senior Lucy Trump has played in 76 career matches at Notre Dame



# FIGHTING IRISH VOLLEYBALL



## CATHOLIC CHALLENGE RECAP

- The Irish split the opening weekend, playing a pair of five setters. Notre Dame beat Santa Clara 3-2 last Friday to open the season before falling to Villanova 2-3 on Sunday.
- Both Morgan Gaerte and Maya Evens were named to the Catholic Challenge All-Tournament Team

## HISTORY VS. ILLINOIS

- This is the eighth meeting between the Irish and the Illini with Illinois leading the overall series 5-2. However, Notre have won the last two meetings, including a 3-0 sweep in 2023 at the Irish Invitational.
- The 2023 matchup was the first one in nearly 30 years, dating back to 1993. The Irish swept the Illini in 2023 25-21, 25-19, 25-22.

## IT'S A BLOCK PARTY IN SOUTH BEND

- Notre Dame recorded 32.0 blocks combined during the first two games of the season, the most in the rally scoring era (2008).
- The Irish opened up with 19.0 blocks in the win over Santa Clara and 13.0 against Villanova. The 19.0 blocks is a single-game record in the rally scoring era for the Irish
- MB Grace Langer tallied a career-best 11.0 in the win over Santa Clara and 6.0 against Villanova. Her 17.0 total blocks this season are the second-most in the ACC so far this year

## FRESH FACES

- The Irish welcome five freshmen to the team, bringing the Irish to a roster size of 20.
- The freshman class consists of Maya Baker (S), Maya Evens (DS/L), Mae Kordas (OH/O), Chichi Nnaji (OH), Sophia Thornburg (OH).
- Baker, who was a two-time Max Preps All-American, leads the team with 42 assists and is second on the team with 22 digs so far in 2025.
- The Irish pair a duo of former high school teammates in the incoming freshman class. Maya Evens and Mae Kordas both played together at Cathedral Catholic High School in Carlsbad, California. The duo was part of two Open State Championships (2022, 2024).
- Evens started both games for the Irish at libero and leads the team with 48 digs early in the season. She also has nine assists.
- Chichi Nnaji and Sophia Thornburg were high school teammates in Dallas, Texas at the Ursuline Academy of Dallas. Thornburg was named to the Prep Volleyball Top 100 National List for the Class of 2025 while Nnaji spent time working with the USAV National Team Development Program.
- Nnaji has made an early impact in a short time. She is second on the team with 19 kills, 14 total blocks and 26.5 points.
- The Irish added one player from the portal, outside hitter Sydney Helmers from Texas. She was a member of the 2023 National Champion team as a freshman for the Longhorns. The junior played in nine sets last weekend and tallied 13 kills.

## KEY RETURNERS

- The Irish return 14 to the roster; 5 outside hitters, 3 defensive specialist/liberos, 3 middle blockers, 2 setters and 1 opposite.
- Morgan Gaerte returns coming off a freshman campaign that included 185 kills (3.14 kills per set) in 16 matches.
- Notre Dame returns all three middle blockers; Mallory Bohl, Anna Bjork and Grace Langer for their sophomore seasons. Bjork totaled 135 kills and 102 blocks (15 solo) as an intimidating presence in the middle. Langer played in all 29 matches last year and tallied 98 kills and 85 blocks while Bohl notched 65.5 points during the 2024 season.

## 2025 QUICK FACTS

### UNIVERSITY INFORMATION

|  |                                     |
|--|-------------------------------------|
| Location                                     | Notre Dame, Indiana, 46556          |
| University Founded                           | 1842                                |
| Enrollment                                   | 8,968 (undergraduate), 13,174 total |
| Nickname                                     | Fighting Irish                      |
| Colors                                       | Blue and Gold                       |
| University President                         | Rev. Robert A. Dowd, C.S.C.         |
| University Vice President/Athletics Director | Peter "Pete" Bevacqua               |
| NCAA Faculty Representative                  | Patricia Bellia                     |
| Volleyball Administrator                     | Missy Conboy                        |

### TEAM INFORMATION

|   |  |
|---|--|
| Head Coach                                  | Salima Rockwell (Penn State '94)             |
| Career Record                               | 34-51 (4th season)                           |
| Notre Dame Record                           | 34-51 / .400 (4th season)                    |
| Associate Head Coach                        | Sara Kidd (Kansas '02)                       |
| Associate Head Coach/Recruiting Coordinator | Craig Dyer (Susquehanna '95)                 |
| Assistant Coach/Technical Coordinator       | Paul Koncir (George Mason '99)               |
| Operations Specialist                       | Mackenzie Keenan (West Virginia '15)         |
| Conference                                  | Atlantic Coast                               |
| Home Arena (Capacity)                       | Purcell Pavilion at the Joyce Center (9,149) |
| Newcomers                                   | 6  |
| 2024 Record                                 | 12-17  |
| 2024 ACC Record                             | 5-15   |
| First Season                                | 1980   |
| Full Seasons                                | 45   |
| All-Time Record                             | 840-545 (.607)                               |
| First/Last NCAA Appearance                  | 1988 / 2020                                  |
| ACC Member                                  | 2013 - present                               |
| ACC Regular Season                          | 97-127 (.433)                                |

### PRESEASON ALL-ACC MORGAN GAERTE

- Morgan Gaerte was named to the 2025 Preseason All-ACC Volleyball Team on July 31st. The sophomore outside hitter is one of only 18 conference players to receive the accolade.
- Hailing from Angola, Indiana, a mere 78 miles east of South Bend, Gaerte logged back-to-back 20+ kill games last weekend, including a career-high 21 in the victory over Santa Clara. Her 41 kills so far this season are in the top-5 of the conference
- As a freshman in 2024, Gaerte played in 16 matches, totaling 185 kills, 61 digs, 37 blocks and eight aces. She tallied nine games with double-digit kills, including a career-high 18 in a five-set match against Georgia Tech. Gaerte led the team with 3.14 kills per set a season ago.

Morgan Gaerte's 185 kills last season are the most by a returning Notre Dame player





Salima Rockwell enters her fourth year at the helm for Notre Dame

SALIMA ROCKWELL

- Salima Rockwell heads into her fourth year at the helm of the program after finishing with a 33-50 record through her first three seasons.
- Rockwell spent this past summer prepping for the 2024 Olympic games as she was selected to be an analyst for NBC for both the men’s and women’s matches.
- Rockwell, a four-time national champion coach and three-time All-American, is the seventh head coach in Notre Dame volleyball history.
- For the past three years, Rockwell has served as a color commentator for ESPN, Fox Sports, Big Ten Network and CBS Sports.
- Rockwell spent nine years coaching at her alma mater, Penn State University, holding titles of associate head coach, assistant coach and director of operations over two different stints in Happy Valley (2006-2009 and 2015-17).
- As a student-athlete, Rockwell was a three-time All-American setter, was named to the NCAA Championship All-Tournament team, helped guide the Nittany Lions to an NCAA Championship runner-up finish, was four-time All-Big Ten honoree, and led Penn State to Big Ten championships in 1992 and 1993.
- Rockwell’s name is peppered throughout the legendary Penn State record books – ranking sixth all-time on the program’s career assists list (5,455) and eighth on the career digs chart (1,278). She is an inductee into the Pennsylvania Volleyball Coaches Hall of Fame.
- Between her two coaching tours at Penn State, Rockwell also spent five seasons (2009-2013) at the University of Texas. While in Austin, she helped lead the Longhorns to the 2012 National Championship title, its first in almost 25 years.

YEAR FOUR WITH THE STAFF

- Sara Kidd and Craig Dyer return as associate head coaches for the Irish for their fourth year with the program.
- Kidd, a standout player at James Madison and Kansas, came to South Bend after spending the past five seasons as the head coach at the University of Delaware.
- Dyer joined the program after spending the past four seasons at Creighton, with previous stops at Penn State, Pittsburgh, Marquette, Seton Hall and Rutgers. He’s worked with several All-Americans during his time at Creighton and was part of the 2019 BIG EAST Coaching Staff of the Year.
- Paul Koncir joined as a video and data analytics technical coordinator for his first season with the Irish in 2022 and was promoted to assistant

coach ahead of the 2023 season.

- Koncir joins the Notre Dame Volleyball family after spending two seasons with the Michigan State Spartans as an associate head coach. Prior to MSU, Koncir had spent eight seasons with Indiana.
- Mackenzie Keenan is in her fourth year as the operations specialist for the Irish. Keenan joined the program after spending nearly the past seven seasons at Texas Christian University. She worked as the TCU volleyball director of volleyball operations after having spent time as the volleyball graduate assistant.



2025 PRESEASON ACC VOLLEYBALL COACHES POLL

|                        |                            |
|------------------------|----------------------------|
| 1. Pitt (10), 279      | 10. NC State, 134          |
| 2. Louisville (6), 271 | 11. Duke, 127              |
| 3. Stanford (2), 264   | <b>12. Notre Dame, 126</b> |
| 4. SMU, 243            | 13. Boston College, 96     |
| 5. North Carolina, 212 | 14. California, 90         |
| 6. Georgia Tech, 210   | 15. Wake Forest, 84        |
| 7. Miami, 190          | 16. Clemson, 62            |
| 8. Florida State, 180  | 17. Syracuse, 31           |
| 9. Virginia, 135       | 18. Virginia Tech, 20      |

2024 ACC STANDINGS

|                         |                             |
|-------------------------|-----------------------------|
| 1. Pitt, 19-1           | 10. NC State, 11-9          |
| 2. Stanford, 17-3       | 11. Boston College, 8-12    |
| 3. Louisville, 17-3     | 12. California, 7-13        |
| 4. SMU, 16-4            | 13. Duke, 6-14              |
| 5. North Carolina, 14-6 | 14. Wake Forest, 5-15       |
| 6. Florida State, 13-7  | <b>15. Notre Dame, 5-15</b> |
| 7. Georgia Tech, 12-8   | 16. Syracuse, 3-17          |
| 8. Miami, 12-8          | 17. Clemson, 3-17           |
| 9. Virginia, 11-9       | 18. Virginia Tech, 1-19     |



## 2025 NOTRE DAME VOLLEYBALL TEAM



**# 1 Alyssa Manitzas**  
Jr. | DS/L | San Antonio, TX



**# 2 Maisie Alexander**  
Sr. | DS/L | Portland, OR



**# 3 Avery Ross**  
Sr. | OH | Pendleton, IN



**# 4 Lily Fenton**  
Jr. | S | Latrobe, PA



**# 5 Cailey Dockery**  
Sr. | DS/L | Murphy, NC




**# 6 Harmony Sample**  
Sr. | S | Lewisville, TX




**# 7 Lucy Trump**  
Sr. | OH | Florence, KY



**# 8 Maya Evens**  
Fr. | DS/L | San Diego, CA



**# 11 Mallory Bohl**  
So. | MB | Saline, MI



**# 12 Sophia Thornburg**  
Fr. | OH | Dallas, TX



**# 14 Sydney Helmers**  
Jr. | OH | Hebron, KY



**# 15 Mae Kordas**  
Fr. | OH | Carlsbad, CA




**# 18 Morgan Gaerte**  
So. | OH | Angola, IN



**# 19 Chichi Nnaji**  
Fr. | OH | Dallas, TX



**# 21 Mia Radeff**  
So. | OH | Menlo Park, CA



**# 22 Ava Lange**  
Jr. | OH | Playa Del Rey, CA




**# 23 Maya Baker**  
Fr. | S | San Jose, CA



**# 24 Kailyn Greene-Gordon**  
So. | OPP | Haddon Heights, NJ



**# 31 Anna Bjork**  
So. | MB | Oconomowoc, WI



**# 33 Grace Langer**  
So. | MB | Centennial, CO



# 2025 NOTRE DAME VOLLEYBALL STAFF



**HEAD COACH**  
Salima Rockwell



**ASSOCIATE HEAD COACH**  
Sara Kidd



**ASSOCIATE HEAD COACH /  
RECRUITING COORDINATOR**  
Craig Dyer



**ASSISTANT COACH /  
TECHNICAL COORDINATOR**  
Paul Koncir



**OPERATIONS SPECIALIST**  
Mackenzie Keenan



### Team

- lost the first set in a win – 9.18.24 - vs. Colorado State (3-1)
- lost the first two sets in a win – 11.17.23 - vs. Wake Forest (3-2)
- beat a ranked opponent – 10.1.21 - at #18 Georgia Tech (3-2)
- beat a top-10 opponent – 10.16.20 - vs. #10 Pitt (3-2)
- beat a top-5 opponent – 10.3.20 – vs. #5 Syracuse (3-0)
- played the No. 1 team in the AVCA poll - 10.27.24 - at Pitt (L, 1-3)
- defeated ranked teams in back-to-back matches - 2020 - vs. #5 Syracuse (10/3) & vs. #10 Pitt (10/16)
- went on a 10+ point streak - 8.31.24 - vs. Villanova (W, 3-0) - 12
- went on a 15+ point streak - 10.28.18 - vs. Boston College (W, 3-1) - 18

### Kills

- 10+ kills by five players – 9.30.16 – vs. Duke (W, 3-1)
- Jemma Yeadon (18), Rebecca Nunge (12), Sam Fry (10), Katie Higgins (10), Sydney Kuhn (10)
- 15+ kills by three players – 11.29.19 – vs. Duke (W, 3-1)
- Charley Niego (20), Caroline Meuth (17), Sydney Bent (16)
- 15+ kills by four players – 12.9.05 – vs. Wisconsin (L, 2-3)
- Mallorie Croal (18), Lauren Kelbley (18), Lauren Brewster (17), Adrianna Stasiuk (15)
- 20+ kills – 8.31.25 – vs. Villanova (L, 2-3) – Morgan Gaerte (20)
- 20+ kills without an error – 9.1.12 – vs. Buffalo (W, 3-0) – Toni Alugbue (21)
- 20+ kills by two players – 11.17.19 – vs. Syracuse (W, 3-1) – Caroline Meuth (21), Charley Niego (20)
- 20+ kills and 20+ digs – 11.29.19 - vs. Duke (W, 3-1) - Charley Niego 20 kills/20 digs
- 25+ kills – 9.9.23 - vs. Oklahoma (W, 2-3) - Sydney Palazzolo (25)
- 25+ kills by two players – 10.13.95 – at Georgia Tech (L, 2-3) – Jenny Birkner (28), Angie Harris (26)
- 30+ kills – 10.29.00 – at Connecticut (W, 3-2) – Christi Girton (31)
- triple-double – 9.13.24 – vs. Colorado State (W, 3-1) – Phyona Schrader (11K, 28A, 14D)

### Digs

- 10+ digs by five players – 9.8.24 – @ Mississippi State (W, 3-2)
- Hattie Monson (25), Cailey Dockery (16), Sydney Palazzolo (16), Phyona Schrader (14), Ella Sandt (14)
- 10+ digs by six players – 10.1.96 – vs. Ball State (L, 2-3)
- Lindsay Treadwell (19), Angie Harris (13), Jenny Birkner (13), Kristina Ervin (12), Jaimie Lee (12), Mary Leffers (10)
- 10+ digs by seven players – 10.13.92 – vs. Bowling Green (W, 3-2)
- Jessica Fiebelkorn (34), Cynthia May (22), Shannon Tuttle (15), Alicia Turner (14), Brett Hensel (13), Christy Peters (13), Nicole Coates (13) [Notre Dame record]
- 15+ digs by three players – 9.8.24 – @ Mississippi State (W, 3-2)
- Hattie Monson (25), Cailey Dockery (16), Sydney Palazzolo (16)
- 15+ digs by four players – 9.5.21 – vs. UW Milwaukee (L, 1-3)
- Hattie Monson (18), Charley Niego (16), Zoe Nunez (16), Phyona Schrader (15)
- 15+ digs by five players – 9.5.92 – vs. Kentucky (W, 3-2)
- Christy Peters (36), Jessica Fiebelkorn (31), Brett Hensel (17), Alicia Turner (17), Cynthia May (16)
- 15+ digs by six players – 11.9.86 – vs. Pittsburgh (W, 3-1)
- Taryn Collins (31), Maureen Shea (23), Kathy Cunningham (19), Zanette Bennett (19), Mollie Merchant (16), Kathleen Morin (15) [Notre Dame record]
- 20+ digs by two players – 2.18.21 – vs. Valpo (W, 3-2)
- Hattie Monson (27), Charley Niego (21), Kiara Schmidt (20)
- 25-29 digs – 9.8.24 – @ Mississippi State (W, 3-2) - Hattie Monson (25)
- 25+ digs by two players – 11.5.10 – at Villanova (L, 1-3) – Frenchy Silva (25), Kristen Dealy (34)
- 25+ digs by three players – 9.30.16 - vs. Duke (W, 3-1) - Ryann DeJarld (31), Jemma Yeadon (29), Sydney Kuhn (27)
- 30+ digs – 11.11.18 – at Florida State (L, 2-3) – Ryann DeJarld (30)
- 30+ digs by two players – 9.5.92 – vs. Kentucky (W, 3-2) – Christy Peters (36), Jessica Fiebelkorn (31)
- 35+ digs – 11.3.17 – at Duke (L, 1-3) – Ryann DeJarld (38)
- 40+ digs – 10.14.16 – vs. No. 8 UNC (L, 2-3) – Ryann DeJarld (40)
- 90+ team digs – 9.8.24 - @ Mississippi State (W, 3-2) - 99
- 100+ team digs – 2.18.21 – vs. Valpo (W, 3-2) - 116
- 110+ team digs – 2.18.21 – vs. Valpo (W, 3-2) - 116

### Blocks

- 10+ blocks – 8.29.25 – vs. Santa Clara (W, 3-2) – Grace Langer (11)
- 10+ blocks by two players – 8.30.07 – vs. Villanova (L, 2-3) – Kellie Sciacca (11), Justine Stremick (11)
- 10+ blocks by three players – 10.13.04 – vs. Illinois State (W, 3-2)
- Lauren Brewster (11), Emily Loomis (11), Adrianna Stasiuk (11), Carolyn Cooper (10)
- 15+ blocks – 10.11.87 – vs. Minnesota (W, 3-1) – Mary Kay Waller (16)
- 4+ solo blocks – 8.30.07 – vs. Villanova (L, 2-3) – Justine Stremick (4)
- 5+ solo blocks – 9.8.90 – vs. Saint Louis (W, 3-2) – Jessica Fiebelkorn (6)
- 20+ team blocks – 10.2.22 – vs. Clemson (L, 2-3) – 21.5
- 25+ team blocks – 10.14.04 – vs. Illinois State (W, 3-2) – 25.5
- 30+ team blocks – 10.13.95 – at Georgia Tech (L, 2-3) – 32

### Aces

- 4 aces – 8.31.24 - vs. Villanova (W, 3-0) - Phyona Schrader (4)
- 5 aces – 10.13.23 - vs. Virginia (W, 3-1) - Lucy Trump (5)
- 6 aces – 8.31.19 – vs. Wright State (L, 2-3) - Sydney Bent (6)
- 7+ aces – 10.20.95 – vs. Syracuse (W, 3-0) - Angie Harris (9)
- 10+ team aces – 9.8.24 – @ Mississippi State (W, 3-2) - 11
- 15+ team aces – 9.19.04 – at South Carolina (L, 1-3) – 15
- team did not have an ace – 11.22.19 – at Louisville (L, 0-3)

### Hitting Percentage (8+ TA)

- .500+ in a match – 8.31.25 – vs. Villanova (L, 2-3) – Lucy Trump (12-1-20, .550)
- .600+ in a match – 9.14.24 - vs. Northwestern (W, 3-0) - Phyona Schrader (12-0-20, .600)
- .700+ in a match – 3.13.21 - vs. Virginia Tech (W, 3-0) - Hannah Thompson (6-0-8, .750)
- .800+ in a match – 9.22.00 – vs. Wyoming (W, 3-0) – Malinda Goralski (10-0-12, .833)
- .900+ in a match – 10.19.92 – at Evansville (W, 3-0) – Marilyn Cragin (11-0-12, .917)
- team hit over .300 in match longer than three sets – 9.18.24 - vs. Colorado State (3-1) .333 (47-18-131)
- team hit over .400 – 10.8.21 – vs. Syracuse (W, 3-0) - .420 (41-7-81)
- team hit over .400 in match longer than three sets – 3.26.21 - vs. Clemson (W, 3-1) - .411 (63-12-124)
- team hit over .500 – 9.9.11 – vs. Libscomb (W, 3-0) – .549 (52-2-91)
- team hit .500+ in a set – 10.8.21 – vs. Syracuse (W, 3-0) - .519 (16-2-27) - 4th set
- team hit .600+ in a set – 3.13.21 - vs. Virginia Tech (W, 3-0) -.640 (16-0-25) - 3rd set
- team hit .700+ in a set – 10.19.12 - at Georgetown (W, 3-0) - .708 (17-0-24) - 2nd set
- held an opponent under .100 – 8.31.24 - vs. Villanova (W, 3-0) - .066 (24-18-91)
- held an opponent under .000 – 8.31.18 – vs. Oakland (W, 3-0) – -.009 (19-20-111)
- held an opponent under -.100 – 11.9.01 – vs. St. John's (W, 3-0) – -.101 (23-33-99)

### Assists

- 50+ assists – 9.15.23 - vs. Toledo (W, 3-1) - Nicole Drewnick (50)
- 60+ assists – 9.30.18 - at Georgia Tech (W, 3-2) - Zoe Nunez (64)
- 70+ assists – 11.24.00 – at USC (L, 2-3) – Denise Boylan (70)
- 80+ assists – 10.8.00 – at Pittsburgh (W, 3-1) – Denise Boylan (86)
- 90+ assists – 10.13.95 – at Georgia Tech (L, 2-3) – Carey May (96)
- 20+ assists by two players – 8.31.25 – vs. Villanova (L, 2-3) Harmony Sample (22) and Maya Baker (21)
- BOLD = 25-point, rally scoring era (2008-present)**



IRISH IN TEAM NATIONAL & ACC RANKINGS

NCAA Statistics

Notre Dame - 2025-26 Women's Volleyball Ranking Summary thru games 09/01/2025

| Statistic                           | National Rank | Conference Rank | Value | National Leader               | Value        | Conference Leader | Value |
|-------------------------------------|---------------|-----------------|-------|-------------------------------|--------------|-------------------|-------|
| Aces Per Set (329 ranked)           | 221           | 14              | 1.30  | Michigan St.                  | 4.17         | Florida St.       | 3.83  |
| Assists Per Set (331 ranked)        | 260           | 17              | 9.90  | Missouri                      | 15.50        | Louisville        | 14.00 |
| Blocks Per Set (331 ranked)         | 14            | 2               | 3.20  | William & Mary                | 3.86         | Louisville        | 3.33  |
| Digs Per Set (331 ranked)           | 240           | 12              | 12.30 | Southern Miss.                | 20.20        | Louisville        | 18.11 |
| Hitting Percentage (330 ranked)     | 204           | 17              | 0.179 | Mississippi St.               | 0.404        | North Carolina    | 0.354 |
| Kills Per Set (331 ranked)          | 263           | 18              | 10.80 | Fla. Atlantic                 | 16.44        | Louisville        | 15.00 |
| Match W-L Pctg. (257 ranked)        | 154           | 14              | 0.500 | 80 teams tied                 | 1.000        | 11 teams tied     | 1.000 |
| Opp Hitting Percentage (331 ranked) | 119           | 8               | 0.173 | Boston College                | 0.031        | Boston College    | 0.031 |
| Team Assists (331 ranked)           | 238           | 15              | 99    | Kansas                        | 211          | Pittsburgh        | 169   |
| Team Attacks Per Set (331 ranked)   | 257           | 14              | 31.20 | Quinnipiac                    | 43.18        | Wake Forest       | 39.88 |
| Team Digs (331 ranked)              | 228           | 11              | 123   | Gardner-Webb                  | 251          | NC State          | 198   |
| Team Kills (331 ranked)             | 235           | 15              | 108   | Kansas                        | 224          | Pittsburgh        | 182   |
| Team Service Aces (331 ranked)      | 218           | 15              | 13    | East Carolina<br>UT Arlington | 34<br>34     | Virginia Tech     | 29    |
| Team Total Attacks (331 ranked)     | 232           | 12              | 312   | Kansas                        | 639          | Pittsburgh        | 527   |
| Team Total Blocks (331 ranked)      | 26            | 4               | 32.0  | Idaho St.<br>Kansas           | 48.0<br>48.0 | Pittsburgh        | 45.5  |



Notre Dame returns a plethora of young experience, including the following pictured above (LTR): Anna Bjork (#31), Grace Langer (#33), Mallory Bohl (#11) and Cailey Dockery(#5)



FIGHTING IRISH VOLLEYBALL

Irish

IRISH IN INDIVIDUAL NATIONAL & ACC RANKINGS

| Statistic                       | Player         | National Rank | Conference Rank | Value | National Leader                | Value | Conference Leader              | Value |
|---------------------------------|----------------|---------------|-----------------|-------|--------------------------------|-------|--------------------------------|-------|
| Aces Per Set (134 ranked)       |                |               |                 |       | Iane Henke, Florida St.        | 1.50  | Iane Henke, Florida St.        | 1.50  |
| Assists Per Set (148 ranked)    |                |               |                 |       | Marina Crownover, Missouri     | 12.50 | Nayelis Cabello, Louisville    | 10.83 |
| Attacks Per Set (149 ranked)    | Morgan Gaerte  | 135           | 6               | 9.90  | Allie Sweet, UNC Greensboro    | 14.27 | Olivia Babcock, Pittsburgh     | 12.25 |
| Blocks Per Set (254 ranked)     | Grace Langer   | 17            | 4               | 1.70  | Hayden Goodman, Grand Canyon   | 2.33  | Nenu Kpea, Florida St.         | 2.17  |
|                                 | Chichi Nnaji   | 74            | 9               | 1.40  |                                |       |                                |       |
|                                 | Anna Bjork     | 254           | 17              | 1.00  |                                |       |                                |       |
|                                 |                |               |                 |       |                                |       |                                |       |
| Digs Per Set (150 ranked)       | Maya Evens     | 49            | 5               | 4.80  | Chloe Nussbaum, UNC Greensboro | 6.64  | Sofia Velez, Georgia Tech      | 5.82  |
| Hitting Percentage (150 ranked) |                |               |                 |       | Kimani Johnson, Missouri       | 0.700 | Bianca Garibaldi, Georgia Tech | 0.552 |
| Kills Per Set (1466 ranked)     | Morgan Gaerte  | 69            | 7               | 4.10  | Izadora Stedile, Hofstra       | 6.00  | Kennedy Wagner, Clemson        | 4.45  |
|                                 | Chichi Nnaji   | 903           | 57              | 1.90  |                                |       |                                |       |
|                                 | Lucy Trump     | 1175          | 68              | 1.50  |                                |       |                                |       |
|                                 | Sydney Helmers | 1243          | 74              | 1.44  |                                |       |                                |       |
|                                 | Anna Bjork     | 1416          | 85              | 1.20  |                                |       |                                |       |
| Kills SG Highs (0 ranked)       |                |               |                 |       |                                |       |                                |       |
| Points (144 ranked)             | Morgan Gaerte  | 123           | 6               | 46.0  | Natalie Ring, Marquette        | 94.0  | Olivia Babcock, Pittsburgh     | 86.5  |
| Points Per Set (149 ranked)     | Morgan Gaerte  | 75            | 8               | 4.60  | Emersen Schrom, Duquesne       | 6.56  | Iane Henke, Florida St.        | 6.00  |
| Service Aces (91 ranked)        |                |               |                 |       | 6 players tied                 | 11    | 4 players tied                 | 9     |
| Total Assists (148 ranked)      |                |               |                 |       | Izzy Starck, Penn St.          | 170   | Brooke Mosher, Pittsburgh      | 141   |
| Total Attacks (149 ranked)      |                |               |                 |       | Natalie Ring, Marquette        | 205   | Olivia Babcock, Pittsburgh     | 196   |
| Total Blocks (192 ranked)       | Grace Langer   | 31            | 2               | 17    | Marci Bell, Idaho St.          | 26    | Bre Kelley, Pittsburgh         | 23    |
|                                 | Chichi Nnaji   | 79            | 8               | 14    |                                |       |                                |       |
| Total Digs (293 ranked)         | Maya Evens     | 87            | 6               | 48    | Ainoah Cruz, Evansville        | 82    | Sofia Velez, Georgia Tech      | 64    |
| Total Kills (147 ranked)        | Morgan Gaerte  | 97            | 5               | 41    | Natalie Ring, Marquette        | 79    | Olivia Babcock, Pittsburgh     | 71    |



Anna Bjork (#31) recorded 102 total blocks last year with 0.93 blocks per set, ranked in the top-25 in the ACC in 2024



2025-26 Notre Dame Women's Volleyball  
Combined Team Statistics  
All games

Game Records

| Overall | Conference | Home  | Away  | Neutral |
|---------|------------|-------|-------|---------|
| 1 - 1   | 0 - 0      | 1 - 1 | 0 - 0 | 0 - 0   |

Team Box Score

|            |                   |    | Attack |      |       |    |        | Set  |      | Serve |    |      |      | Dig |       | Blocking |    |       |       |      |     |      |       |
|------------|-------------------|----|--------|------|-------|----|--------|------|------|-------|----|------|------|-----|-------|----------|----|-------|-------|------|-----|------|-------|
| ##         | Player            | SP | K      | K/S  | E     | TA | PCT    | A    | A/S  | SA    | SE | SA/S | RE   | DIG | DIG/S | BS       | BA | TOT/S | BLK/S | BE   | BHE | PTS  |       |
| 1          | Manitzas, Alyssa  | 3  | 0      | 0.00 | 0     | 0  | .000   | 0    | 0.00 | 0     | 1  | 0.00 | 2    | 0   | 0.00  | 0        | 0  | 0     | 0.00  | 0    | 0   | 0.0  |       |
| 2          | Alexander, Maisie | 3  | 0      | 0.00 | 0     | 0  | .000   | 0    | 0.00 | 0     | 0  | 0.00 | 1    | 0   | 0.00  | 0        | 0  | 0     | 0.00  | 0    | 0   | 0.0  |       |
| 5          | Dockery, Cailey   | 9  | 0      | 0.00 | 0     | 0  | .000   | 0    | 0.00 | 1     | 1  | 0.11 | 3    | 8   | 0.89  | 0        | 0  | 0     | 0.00  | 0    | 0   | 1.0  |       |
| 6          | Sample, Harmony   | 10 | 0      | 0.00 | 2     | 4  | -.500  | 40   | 4.00 | 2     | 2  | 0.20 | 0    | 13  | 1.30  | 0        | 0  | 0     | 0.00  | 0    | 0   | 2.0  |       |
| 7          | Trump, Lucy       | 10 | 15     | 1.50 | 5     | 35 | .286   | 2    | 0.20 | 0     | 1  | 0.00 | 0    | 7   | 0.70  | 2        | 7  | 9     | 0.90  | 1    | 0   | 20.5 |       |
| 8          | Evens, Maya       | 10 | 0      | 0.00 | 1     | 1  | -1.000 | 9    | 0.90 | 0     | 2  | 0.00 | 2    | 48  | 4.80  | 0        | 0  | 0     | 0.00  | 0    | 1   | 0.0  |       |
| 14         | Helmers, Sydney   | 9  | 13     | 1.44 | 10    | 62 | .048   | 2    | 0.22 | 1     | 8  | 0.11 | 3    | 7   | 0.78  | 0        | 1  | 1     | 0.11  | 0    | 0   | 14.5 |       |
| 15         | Kordas, Mae       | 2  | 4      | 2.00 | 5     | 19 | -.053  | 0    | 0.00 | 2     | 3  | 1.00 | 1    | 0   | 0.00  | 1        | 2  | 3     | 1.50  | 0    | 0   | 8.0  |       |
| 18         | Gaerte, Morgan    | 10 | 41     | 4.10 | 14    | 99 | .273   | 0    | 0.00 | 2     | 3  | 0.20 | 3    | 4   | 0.40  | 1        | 4  | 5     | 0.50  | 0    | 0   | 46.0 |       |
| 19         | Nnaji, Chichi     | 10 | 19     | 1.90 | 7     | 42 | .286   | 1    | 0.10 | 0     | 0  | 0.00 | 0    | 6   | 0.60  | 1        | 13 | 14    | 1.40  | 1    | 0   | 26.5 |       |
| 23         | Baker, Maya       | 10 | 0      | 0.00 | 1     | 1  | -1.000 | 42   | 4.20 | 4     | 2  | 0.40 | 0    | 22  | 2.20  | 0        | 0  | 0     | 0.00  | 1    | 0   | 4.0  |       |
| 31         | Bjork, Anna       | 10 | 12     | 1.20 | 5     | 32 | .219   | 2    | 0.20 | 1     | 4  | 0.10 | 0    | 4   | 0.40  | 0        | 10 | 10    | 1.00  | 0    | 0   | 18.0 |       |
| 33         | Langer, Grace     | 10 | 4      | 0.40 | 2     | 17 | .118   | 1    | 0.10 | 0     | 0  | 0.00 | 0    | 4   | 0.40  | 0        | 17 | 17    | 1.70  | 1    | 0   | 12.5 |       |
| NOTRE DAME |                   |    | 10     | 108  | 10.80 | 52 | 312    | .179 | 99   | 9.90  | 13 | 27   | 1.30 | 16  | 123   | 12.30    | 5  | 54    | 32    | 3.20 | 4   | 1    | 153.0 |
| Opponents  |                   |    | 10     | 122  | 12.20 | 63 | 342    | .173 | 115  | 11.50 | 16 | 26   | 1.60 | 13  | 131   | 13.10    | 3  | 16    | 11    | 1.10 | 1   | 0    | 149.0 |

Team statistics

|                      | ND    | OPP   |
|----------------------|-------|-------|
| ATTACK               |       |       |
| Kills                | 108   | 122   |
| Errors               | 52    | 63    |
| Total Attacks        | 312   | 342   |
| Attack Pct           | .179  | .173  |
| Kills/Set            | 10.80 | 12.20 |
| SET                  |       |       |
| Assists              | 99    | 115   |
| Attempts             | 300   | 337   |
| Assist Pct           | .330  | .341  |
| Assists/Set          | 9.90  | 11.50 |
| SERVE                |       |       |
| Aces                 | 13    | 16    |
| Errors               | 27    | 26    |
| Attempts             | 212   | 218   |
| Serve Pct            | .873  | .881  |
| Aces/Set             | 1.30  | 1.60  |
| SERVE RECEPTIONS     |       |       |
| Errors               | 16    | 13    |
| Errors/Set           | 1.60  | 1.30  |
| Attempts             | 192   | 185   |
| Reception Pct        | .917  | .993  |
| DEFENSE              |       |       |
| Digs                 | 123   | 131   |
| Digs/Set             | 12.30 | 13.10 |
| BLOCKING             |       |       |
| Block solo           | 5     | 3     |
| Block Assist         | 54    | 16    |
| Total Blocks         | 32    | 11    |
| Blocks/Set           | 3.20  | 1.10  |
| Block Errors         | 4     | 1     |
| Ball handling errors | 1     | 0     |
| ATTENDANCE           |       |       |
| Total                | 1830  | 0     |
| Dates/Avg Per Date   | 2/915 | 0/0   |
| Neutral Site #/Avg   | 0/0   | -     |
| Current win streak   | 0     | -     |
| Home win streak      | 0     | -     |

Team Results

| Date       | Opponent    |   | Score | Score-by-set                  | Att. |
|------------|-------------|---|-------|-------------------------------|------|
| 08/29/2025 | Santa Clara | W | 3-2   | 25-23,17-25,25-18,25-27,17-15 | 904  |
| 08/31/2025 | Villanova   | L | 2-3   | 27-25,16-25,25-20,24-26,10-15 | 926  |





Notre Dame Women's Volleyball  
Individual Career Summaries  
All games

ALEXANDER, Maisie

| SEASON  | TEAM | SM-MP    | K | K/S  | E | TA | PCT   | A  | A/S  | SA | SA/S | SE | DIG | D/S  | RE | BS | BA | TB | B/S  | BE | BHE | PTS  | PTS/S |
|---------|------|----------|---|------|---|----|-------|----|------|----|------|----|-----|------|----|----|----|----|------|----|-----|------|-------|
| 2022-23 | ND   | 100-26   | 1 | 0.01 | 2 | 11 | -.091 | 11 | 0.11 | 23 | 0.23 | 34 | 125 | 1.25 | 13 | 0  | 0  | 0  | 0.00 | 0  | 0   | 24.0 | 0.24  |
| 2023-24 | ND   | 72-21    | 0 | 0.00 | 0 | 0  | .000  | 0  | 0.00 | 10 | 0.14 | 17 | 19  | 0.26 | 0  | 0  | 0  | 0  | 0.00 | 0  | 0   | 10.0 | 0.14  |
| 2024-25 | ND   | 50-23    | 1 | 0.02 | 0 | 1  | 1.000 | 2  | 0.04 | 6  | 0.12 | 8  | 33  | 0.66 | 6  | 0  | 0  | 0  | 0.00 | 0  | 0   | 7.0  | 0.14  |
| 2025-26 | ND   | 3-2      | 0 | 0.00 | 0 | 0  | .000  | 0  | 0.00 | 0  | 0.00 | 0  | 0   | 0.00 | 1  | 0  | 0  | 0  | 0.00 | 0  | 0   | 0.0  | 0.00  |
| TOTAL   |      | 225 - 72 | 2 | 0.01 | 2 | 12 | .000  | 13 | 0.06 | 39 | 0.17 | 59 | 177 | 0.79 | 20 | 0  | 0  | 0  | 0.00 | 0  | 0   | 41.0 | 0.18  |

Single Game Highs

| Statistic  | Value |  |
|------------|-------|--|
| Kills      | 1     | at Boston College 10/09/22, vs Virginia Tech 11/27/24  |
| Attacks    | 5     | vs Clemson 10/02/22  |
| Assists    | 3     | at Virginia 10/23/22   |
| Serve Aces | 3     | vs Virginia Tech 10/16/22, vs Clemson 10/02/22, vs Central Mich. 09/16/22, vs Milwaukee 08/28/22 |
| Digs       | 13    | vs Florida St. 11/11/22  |

BAKER, Maya

| SEASON  | TEAM | SM-MP  | K | K/S  | E | TA | PCT    | A  | A/S  | SA | SA/S | SE | DIG | D/S  | RE | BS | BA | TB | B/S  | BE | BHE | PTS | PTS/S |
|---------|------|--------|---|------|---|----|--------|----|------|----|------|----|-----|------|----|----|----|----|------|----|-----|-----|-------|
| 2025-26 | ND   | 10-2   | 0 | 0.00 | 1 | 1  | -1.000 | 42 | 4.20 | 4  | 0.40 | 2  | 22  | 2.20 | 0  | 0  | 0  | 0  | 0.00 | 1  | 0   | 4.0 | 0.40  |
| TOTAL   |      | 10 - 2 | 0 | 0.00 | 1 | 1  | -1.000 | 42 | 4.20 | 4  | 0.40 | 2  | 22  | 2.20 | 0  | 0  | 0  | 0  | 0.00 | 1  | 0   | 4.0 | 0.40  |

Single Game Highs

| Statistic  | Value  |  |
|------------|--------|--|
| Attacks    | 1      | vs Villanova 08/31/25                          |
| Assists    | 21     | vs Santa Clara 08/29/25, vs Villanova 08/31/25 |
| Serve Aces | 3      | vs Santa Clara 08/29/25                        |
| Digs       | 13     | vs Villanova 08/31/25                          |
| PCT        | -1.000 | vs Villanova 08/31/25                          |

INDIVIDUAL STATS



Notre Dame Women's Volleyball  
Individual Career Summaries  
All games

BJORK, Anna

| SEASON  | TEAM | SM-MP    | K   | K/S  | E  | TA  | PCT  | A  | A/S  | SA | SA/S | SE | DIG | D/S  | RE | BS | BA | TB  | B/S  | BE | BHE | PTS   | PTS/S |
|---------|------|----------|-----|------|----|-----|------|----|------|----|------|----|-----|------|----|----|----|-----|------|----|-----|-------|-------|
| 2024-25 | ND   | 110-29   | 155 | 1.41 | 48 | 364 | .294 | 15 | 0.14 | 17 | 0.15 | 41 | 46  | 0.42 | 0  | 15 | 87 | 102 | 0.93 | 12 | 0   | 230.5 | 2.10  |
| 2025-26 | ND   | 10-2     | 12  | 1.20 | 5  | 32  | .219 | 2  | 0.20 | 1  | 0.10 | 4  | 4   | 0.40 | 0  | 0  | 10 | 10  | 1.00 | 0  | 0   | 18.0  | 1.80  |
| TOTAL   |      | 120 - 31 | 167 | 1.39 | 53 | 396 | .288 | 17 | 0.14 | 18 | 0.15 | 45 | 50  | 0.42 | 0  | 15 | 97 | 112 | 0.93 | 12 | 0   | 248.5 | 2.07  |

Single Game Highs

| Statistic     | Value |  |
|---------------|-------|--|
| Kills         | 12    | vs Virginia Tech 11/27/24  |
| Attacks       | 29    | vs Duke 11/17/24   |
| Assists       | 2     | vs Duke 11/17/24, at Syracuse 11/10/24, vs Colorado St. 09/13/24, vs Michigan 09/07/24 |
| Serve Aces    | 3     | vs Clemson 10/06/24, vs Duke 11/17/24  |
| Digs          | 7     | vs Villanova 08/31/24  |
| Blocks        | 8     | at Santa Clara 08/31/24, at Pittsburgh 10/27/24  |
| Block solos   | 2     | 5 times  |
| Block assists | 8     | at Santa Clara 08/31/24, at Pittsburgh 10/27/24  |

BOHL, Mallory

| SEASON  | TEAM | SM-MP   | K  | K/S  | E  | TA  | PCT  | A | A/S  | SA | SA/S | SE | DIG | D/S  | RE | BS | BA | TB | B/S  | BE | BHE | PTS  | PTS/S |
|---------|------|---------|----|------|----|-----|------|---|------|----|------|----|-----|------|----|----|----|----|------|----|-----|------|-------|
| 2024-25 | ND   | 45-15   | 46 | 1.02 | 18 | 133 | .211 | 2 | 0.04 | 0  | 0.00 | 0  | 10  | 0.22 | 0  | 3  | 33 | 36 | 0.80 | 4  | 0   | 65.5 | 1.46  |
| TOTAL   |      | 45 - 15 | 46 | 1.02 | 18 | 133 | .211 | 2 | 0.04 | 0  | 0.00 | 0  | 10  | 0.22 | 0  | 3  | 33 | 36 | 0.80 | 4  | 0   | 65.5 | 1.46  |

Single Game Highs

| Statistic     | Value |  |
|---------------|-------|--|
| Kills         | 9     | at Syracuse 11/10/24   |
| Attacks       | 27    | at Syracuse 11/10/24   |
| Assists       | 1     | vs North Carolina 11/15/24, at Virginia 11/24/24                           |
| Digs          | 3     | vs North Carolina 11/15/24   |
| Blocks        | 8     | vs North Carolina 11/15/24   |
| Block solos   | 1     | at Miami (FL) 10/11/24, at Louisville 10/30/24, vs North Carolina 11/15/24 |
| Block assists | 7     | vs North Carolina 11/15/24   |



INDIVIDUAL STATS



Notre Dame Women's Volleyball  
Individual Career Summaries  
All games

DOCKERY, Cailey

| SEASON  | TEAM | SM-MP    | K | K/S  | E | TA | PCT  | A  | A/S  | SA | SA/S | SE | DIG | D/S  | RE | BS | BA | TB | B/S  | BE | BHE | PTS  | PTS/S |
|---------|------|----------|---|------|---|----|------|----|------|----|------|----|-----|------|----|----|----|----|------|----|-----|------|-------|
| 2022-23 | ND   | 86-27    | 1 | 0.01 | 0 | 11 | .091 | 33 | 0.38 | 3  | 0.03 | 15 | 161 | 1.87 | 14 | 0  | 0  | 0  | 0.00 | 0  | 0   | 4.0  | 0.05  |
| 2023-24 | ND   | 76-22    | 0 | 0.00 | 0 | 8  | .000 | 18 | 0.24 | 7  | 0.09 | 13 | 129 | 1.70 | 13 | 0  | 0  | 0  | 0.00 | 0  | 0   | 7.0  | 0.09  |
| 2024-25 | ND   | 106-29   | 0 | 0.00 | 0 | 2  | .000 | 28 | 0.26 | 4  | 0.04 | 5  | 172 | 1.62 | 23 | 0  | 0  | 0  | 0.00 | 0  | 0   | 4.0  | 0.04  |
| 2025-26 | ND   | 9-2      | 0 | 0.00 | 0 | 0  | .000 | 0  | 0.00 | 1  | 0.11 | 1  | 8   | 0.89 | 3  | 0  | 0  | 0  | 0.00 | 0  | 0   | 1.0  | 0.11  |
| TOTAL   |      | 277 - 80 | 1 | 0.00 | 0 | 21 | .048 | 79 | 0.29 | 15 | 0.05 | 34 | 470 | 1.70 | 53 | 0  | 0  | 0  | 0.00 | 0  | 0   | 16.0 | 0.06  |

Single Game Highs

| Statistic  | Value |   |
|------------|-------|---|
| Kills      | 1     | vs Wake Forest 10/14/22   |
| Attacks    | 3     | vs Wake Forest 10/14/22   |
| Assists    | 4     | at Virginia 10/23/22, vs Clemson 10/02/22, vs Boston College 09/22/23, at California 11/30/24 |
| Serve Aces | 3     | vs Santa Clara 09/02/23   |
| Digs       | 19    | vs Duke 10/30/22  |

EVENS, Maya

| SEASON  | TEAM | SM-MP  | K | K/S  | E | TA | PCT    | A | A/S  | SA | SA/S | SE | DIG | D/S  | RE | BS | BA | TB | B/S  | BE | BHE | PTS | PTS/S |
|---------|------|--------|---|------|---|----|--------|---|------|----|------|----|-----|------|----|----|----|----|------|----|-----|-----|-------|
| 2025-26 | ND   | 10-2   | 0 | 0.00 | 1 | 1  | -1.000 | 9 | 0.90 | 0  | 0.00 | 2  | 48  | 4.80 | 2  | 0  | 0  | 0  | 0.00 | 0  | 1   | 0.0 | 0.00  |
| TOTAL   |      | 10 - 2 | 0 | 0.00 | 1 | 1  | -1.000 | 9 | 0.90 | 0  | 0.00 | 2  | 48  | 4.80 | 2  | 0  | 0  | 0  | 0.00 | 0  | 1   | 0.0 | 0.00  |

Single Game Highs

| Statistic | Value  |                         |
|-----------|--------|-------------------------|
| Attacks   | 1      | vs Santa Clara 08/29/25 |
| Assists   | 6      | vs Villanova 08/31/25   |
| Digs      | 25     | vs Santa Clara 08/29/25 |
| PCT       | -1.000 | vs Santa Clara 08/29/25 |

INDIVIDUAL STATS



Notre Dame Women's Volleyball  
Individual Career Summaries  
All games

GAERTE, Morgan

| SEASON  | TEAM | SM-MP   | K   | K/S  | E   | TA  | PCT  | A | A/S  | SA | SA/S | SE | DIG | D/S  | RE | BS | BA | TB | B/S  | BE | BHE | PTS   | PTS/S |
|---------|------|---------|-----|------|-----|-----|------|---|------|----|------|----|-----|------|----|----|----|----|------|----|-----|-------|-------|
| 2024-25 | ND   | 59-16   | 185 | 3.14 | 89  | 555 | .173 | 2 | 0.03 | 8  | 0.14 | 13 | 61  | 1.03 | 25 | 5  | 32 | 37 | 0.63 | 4  | 0   | 214.0 | 3.63  |
| 2025-26 | ND   | 10-2    | 41  | 4.10 | 14  | 99  | .273 | 0 | 0.00 | 2  | 0.20 | 3  | 4   | 0.40 | 3  | 1  | 4  | 5  | 0.50 | 0  | 0   | 46.0  | 4.60  |
| TOTAL   |      | 69 - 18 | 226 | 3.28 | 103 | 654 | .188 | 2 | 0.03 | 10 | 0.14 | 16 | 65  | 0.94 | 28 | 6  | 36 | 42 | 0.61 | 4  | 0   | 260.0 | 3.77  |

Single Game Highs

| Statistic     | Value |  |
|---------------|-------|--|
| Kills         | 21    | vs Santa Clara 08/29/25                      |
| Attacks       | 58    | vs Villanova 08/31/25                        |
| Assists       | 1     | vs California 09/29/24, at SMU 10/25/24      |
| Serve Aces    | 3     | at Miami (FL) 10/11/24                       |
| Digs          | 10    | at Miami (FL) 10/11/24                       |
| Blocks        | 4     | vs Clemson 10/06/24, at Florida St. 10/13/24 |
| Block solos   | 1     | 6 times                                      |
| Block assists | 4     | at Florida St. 10/13/24                      |

HELMERS, Sydney

| SEASON  | TEAM | SM-MP | K  | K/S  | E  | TA | PCT  | A | A/S  | SA | SA/S | SE | DIG | D/S  | RE | BS | BA | TB | B/S  | BE | BHE | PTS  | PTS/S |
|---------|------|-------|----|------|----|----|------|---|------|----|------|----|-----|------|----|----|----|----|------|----|-----|------|-------|
| 2025-26 | ND   | 9-2   | 13 | 1.44 | 10 | 62 | .048 | 2 | 0.22 | 1  | 0.11 | 8  | 7   | 0.78 | 3  | 0  | 1  | 1  | 0.11 | 0  | 0   | 14.5 | 1.61  |
| TOTAL   |      | 9 - 2 | 13 | 1.44 | 10 | 62 | .048 | 2 | 0.22 | 1  | 0.11 | 8  | 7   | 0.78 | 3  | 0  | 1  | 1  | 0.11 | 0  | 0   | 14.5 | 1.61  |

Single Game Highs

| Statistic     | Value |                         |
|---------------|-------|-------------------------|
| Kills         | 8     | vs Villanova 08/31/25   |
| Attacks       | 34    | vs Villanova 08/31/25   |
| Assists       | 2     | vs Villanova 08/31/25   |
| Serve Aces    | 1     | vs Villanova 08/31/25   |
| Digs          | 4     | vs Villanova 08/31/25   |
| Blocks        | 1     | vs Santa Clara 08/29/25 |
| Block assists | 1     | vs Santa Clara 08/29/25 |
| PCT           | .147  | vs Villanova 08/31/25   |





Notre Dame Women's Volleyball  
Individual Career Summaries  
All games

Page 5/9  
as of Sep 02, 2025

KORDAS, Mae

| SEASON  | TEAM | SM-MP | K | K/S  | E | TA | PCT   | A | A/S  | SA | SA/S | SE | DIG | D/S  | RE | BS | BA | TB | B/S  | BE | BHE | PTS | PTS/S |
|---------|------|-------|---|------|---|----|-------|---|------|----|------|----|-----|------|----|----|----|----|------|----|-----|-----|-------|
| 2025-26 | ND   | 2-1   | 4 | 2.00 | 5 | 19 | -.053 | 0 | 0.00 | 2  | 1.00 | 3  | 0   | 0.00 | 1  | 1  | 2  | 3  | 1.50 | 0  | 0   | 8.0 | 4.00  |
| TOTAL   |      | 2 - 1 | 4 | 2.00 | 5 | 19 | -.053 | 0 | 0.00 | 2  | 1.00 | 3  | 0   | 0.00 | 1  | 1  | 2  | 3  | 1.50 | 0  | 0   | 8.0 | 4.00  |

Single Game Highs

| Statistic     | Value |                         |
|---------------|-------|-------------------------|
| Kills         | 4     | vs Santa Clara 08/29/25 |
| Attacks       | 19    | vs Santa Clara 08/29/25 |
| Serve Aces    | 2     | vs Santa Clara 08/29/25 |
| Blocks        | 3     | vs Santa Clara 08/29/25 |
| Block solos   | 1     | vs Santa Clara 08/29/25 |
| Block assists | 2     | vs Santa Clara 08/29/25 |
| PCT           | -.053 | vs Santa Clara 08/29/25 |

LANGE, Ava

| SEASON  | TEAM | SM-MP   | K   | K/S  | E   | TA  | PCT  | A | A/S  | SA | SA/S | SE | DIG | D/S  | RE | BS | BA | TB | B/S  | BE | BHE | PTS   | PTS/S |
|---------|------|---------|-----|------|-----|-----|------|---|------|----|------|----|-----|------|----|----|----|----|------|----|-----|-------|-------|
| 2023-24 | ND   | 93-26   | 228 | 2.45 | 124 | 652 | .160 | 4 | 0.04 | 6  | 0.06 | 8  | 64  | 0.69 | 15 | 4  | 27 | 31 | 0.33 | 7  | 0   | 251.5 | 2.70  |
| TOTAL   |      | 93 - 26 | 228 | 2.45 | 124 | 652 | .160 | 4 | 0.04 | 6  | 0.06 | 8  | 64  | 0.69 | 15 | 4  | 27 | 31 | 0.33 | 7  | 0   | 251.5 | 2.70  |

Single Game Highs

| Statistic     | Value |  |
|---------------|-------|--|
| Kills         | 17    | vs Boston College 09/22/23   |
| Attacks       | 47    | vs Boston College 09/22/23   |
| Assists       | 1     | vs Wake Forest 11/17/23, vs Clemson 11/10/23, at Toledo 09/17/23, at North Carolina 10/08/23   |
| Serve Aces    | 2     | vs Wichita St. 08/25/23  |
| Digs          | 8     | at Toledo 09/17/23   |
| Blocks        | 4     | at Virginia 11/12/23   |
| Block solos   | 1     | vs Oklahoma 09/09/23, vs Syracuse 09/24/23, at North Carolina 10/08/23, vs Pittsburgh 10/15/23 |
| Block assists | 4     | at Virginia 11/12/23   |

LANGER, Grace

| SEASON  | TEAM | SM-MP    | K   | K/S  | E  | TA  | PCT  | A | A/S  | SA | SA/S | SE | DIG | D/S  | RE | BS | BA | TB  | B/S  | BE | BHE | PTS   | PTS/S |
|---------|------|----------|-----|------|----|-----|------|---|------|----|------|----|-----|------|----|----|----|-----|------|----|-----|-------|-------|
| 2024-25 | ND   | 103-29   | 98  | 0.95 | 48 | 304 | .164 | 3 | 0.03 | 2  | 0.02 | 1  | 26  | 0.25 | 2  | 7  | 78 | 85  | 0.83 | 8  | 0   | 146.0 | 1.42  |
| 2025-26 | ND   | 10-2     | 4   | 0.40 | 2  | 17  | .118 | 1 | 0.10 | 0  | 0.00 | 0  | 4   | 0.40 | 0  | 0  | 17 | 17  | 1.70 | 1  | 0   | 12.5  | 1.25  |
| TOTAL   |      | 113 - 31 | 102 | 0.90 | 50 | 321 | .162 | 4 | 0.04 | 2  | 0.02 | 1  | 30  | 0.27 | 2  | 7  | 95 | 102 | 0.90 | 9  | 0   | 158.5 | 1.40  |

Single Game Highs

| Statistic     | Value |  |
|---------------|-------|--|
| Kills         | 11    | vs Virginia Tech 11/27/24, at California 11/30/24  |
| Attacks       | 29    | at California 11/30/24   |
| Assists       | 1     | at Northwestern 09/12/24, at Miami (FL) 10/11/24, at Florida St. 10/13/24, vs Santa Clara 08/29/25 |
| Serve Aces    | 1     | vs Virginia Tech 11/27/24, at California 11/30/24  |
| Digs          | 3     | vs Duke 11/17/24, vs Santa Clara 08/29/25  |
| Blocks        | 11    | vs Santa Clara 08/29/25  |
| Block solos   | 2     | at Indiana 09/22/24  |
| Block assists | 11    | vs Santa Clara 08/29/25  |

MANITZAS, Alyssa

| SEASON  | TEAM | SM-MP    | K | K/S  | E | TA | PCT   | A  | A/S  | SA | SA/S | SE | DIG | D/S  | RE | BS | BA | TB | B/S  | BE | BHE | PTS  | PTS/S |
|---------|------|----------|---|------|---|----|-------|----|------|----|------|----|-----|------|----|----|----|----|------|----|-----|------|-------|
| 2023-24 | ND   | 95-26    | 0 | 0.00 | 0 | 2  | .000  | 18 | 0.19 | 12 | 0.13 | 19 | 150 | 1.58 | 23 | 0  | 0  | 0  | 0.00 | 0  | 0   | 12.0 | 0.13  |
| 2024-25 | ND   | 36-14    | 0 | 0.00 | 1 | 3  | -.333 | 4  | 0.11 | 0  | 0.00 | 0  | 40  | 1.11 | 8  | 0  | 0  | 0  | 0.00 | 0  | 0   | 0.0  | 0.00  |
| 2025-26 | ND   | 3-1      | 0 | 0.00 | 0 | 0  | .000  | 0  | 0.00 | 0  | 0.00 | 1  | 0   | 0.00 | 2  | 0  | 0  | 0  | 0.00 | 0  | 0   | 0.0  | 0.00  |
| TOTAL   |      | 134 - 41 | 0 | 0.00 | 1 | 5  | -.200 | 22 | 0.16 | 12 | 0.09 | 20 | 190 | 1.42 | 33 | 0  | 0  | 0  | 0.00 | 0  | 0   | 12.0 | 0.09  |

Single Game Highs

| Statistic  | Value |   |
|------------|-------|---|
| Attacks    | 2     | at Virginia 11/24/24  |
| Assists    | 2     | at North Carolina 10/08/23, at Wake Forest 10/22/23, at Clemson 11/03/23, vs Wake Forest 11/17/23 |
| Serve Aces | 3     | at Virginia 11/12/23  |
| Digs       | 10    | at Clemson 11/03/23   |

NNAJI, Chichi

| SEASON  | TEAM | SM-MP  | K  | K/S  | E | TA | PCT  | A | A/S  | SA | SA/S | SE | DIG | D/S  | RE | BS | BA | TB | B/S  | BE | BHE | PTS  | PTS/S |
|---------|------|--------|----|------|---|----|------|---|------|----|------|----|-----|------|----|----|----|----|------|----|-----|------|-------|
| 2025-26 | ND   | 10-2   | 19 | 1.90 | 7 | 42 | .286 | 1 | 0.10 | 0  | 0.00 | 0  | 6   | 0.60 | 0  | 1  | 13 | 14 | 1.40 | 1  | 0   | 26.5 | 2.65  |
| TOTAL   |      | 10 - 2 | 19 | 1.90 | 7 | 42 | .286 | 1 | 0.10 | 0  | 0.00 | 0  | 6   | 0.60 | 0  | 1  | 13 | 14 | 1.40 | 1  | 0   | 26.5 | 2.65  |

Single Game Highs

| Statistic     | Value |  |
|---------------|-------|--|
| Kills         | 10    | vs Santa Clara 08/29/25                        |
| Attacks       | 23    | vs Santa Clara 08/29/25                        |
| Assists       | 1     | vs Villanova 08/31/25                          |
| Digs          | 4     | vs Villanova 08/31/25                          |
| Blocks        | 7     | vs Santa Clara 08/29/25, vs Villanova 08/31/25 |
| Block solos   | 1     | vs Villanova 08/31/25                          |
| Block assists | 7     | vs Santa Clara 08/29/25                        |
| PCT           | .348  | vs Santa Clara 08/29/25                        |

RADEFF, Mia

| SEASON  | TEAM | SM-MP  | K  | K/S  | E | TA | PCT  | A | A/S  | SA | SA/S | SE | DIG | D/S  | RE | BS | BA | TB | B/S  | BE | BHE | PTS  | PTS/S |
|---------|------|--------|----|------|---|----|------|---|------|----|------|----|-----|------|----|----|----|----|------|----|-----|------|-------|
| 2024-25 | ND   | 14-6   | 14 | 1.00 | 8 | 58 | .103 | 0 | 0.00 | 0  | 0.00 | 1  | 7   | 0.50 | 1  | 0  | 3  | 3  | 0.21 | 1  | 0   | 15.5 | 1.11  |
| TOTAL   |      | 14 - 6 | 14 | 1.00 | 8 | 58 | .103 | 0 | 0.00 | 0  | 0.00 | 1  | 7   | 0.50 | 1  | 0  | 3  | 3  | 0.21 | 1  | 0   | 15.5 | 1.11  |

Single Game Highs

| Statistic     | Value |                             |
|---------------|-------|-----------------------------|
| Kills         | 10    | at Northwestern 09/12/24    |
| Attacks       | 23    | at Northwestern 09/12/24    |
| Digs          | 4     | at Mississippi St. 09/08/24 |
| Blocks        | 2     | at Northwestern 09/12/24    |
| Block assists | 2     | at Northwestern 09/12/24    |



ROSS, Avery

| SEASON  | TEAM | SM-MP    | K   | K/S  | E   | TA  | PCT  | A  | A/S  | SA | SA/S | SE | DIG | D/S  | RE | BS | BA | TB | B/S  | BE | BHE | PTS   | PTS/S |
|---------|------|----------|-----|------|-----|-----|------|----|------|----|------|----|-----|------|----|----|----|----|------|----|-----|-------|-------|
| 2022-23 | ND   | 96-27    | 227 | 2.36 | 101 | 674 | .187 | 14 | 0.15 | 1  | 0.01 | 4  | 101 | 1.05 | 14 | 2  | 23 | 25 | 0.26 | 2  | 0   | 241.5 | 2.52  |
| 2023-24 | ND   | 9-4      | 15  | 1.67 | 15  | 60  | .000 | 0  | 0.00 | 0  | 0.00 | 0  | 7   | 0.78 | 0  | 0  | 0  | 0  | 0.00 | 0  | 0   | 15.0  | 1.67  |
| 2024-25 | ND   | 33-13    | 66  | 2.00 | 34  | 216 | .148 | 6  | 0.18 | 4  | 0.12 | 8  | 41  | 1.24 | 7  | 1  | 5  | 6  | 0.18 | 0  | 0   | 73.5  | 2.23  |
| TOTAL   |      | 138 - 44 | 308 | 2.23 | 150 | 950 | .166 | 20 | 0.14 | 5  | 0.04 | 12 | 149 | 1.08 | 21 | 3  | 28 | 31 | 0.22 | 2  | 0   | 330.0 | 2.39  |

Single Game Highs

| Statistic     | Value |  |
|---------------|-------|--|
| Kills         | 18    | vs Milwaukee 08/28/22  |
| Attacks       | 46    | vs Duke 11/17/24   |
| Assists       | 4     | at Syracuse 11/10/24   |
| Serve Aces    | 3     | at Syracuse 11/10/24   |
| Digs          | 12    | at Syracuse 11/10/24   |
| Blocks        | 3     | vs NC State 11/06/22, vs Milwaukee 08/28/22, at Long Beach St. 09/03/22, at Virginia Tech 11/25/22 |
| Block solos   | 1     | at Long Beach St. 09/03/22, at Virginia Tech 11/22/24, vs Florida St. 11/11/22                     |
| Block assists | 3     | at Virginia Tech 11/25/22, vs NC State 11/06/22, vs Milwaukee 08/28/22                             |

SAMPLE, Harmony

| SEASON  | TEAM | SM-MP   | K  | K/S  | E  | TA | PCT   | A   | A/S  | SA | SA/S | SE | DIG | D/S  | RE | BS | BA | TB | B/S  | BE | BHE | PTS  | PTS/S |
|---------|------|---------|----|------|----|----|-------|-----|------|----|------|----|-----|------|----|----|----|----|------|----|-----|------|-------|
| 2022-23 | ND   | 13-4    | 10 | 0.77 | 11 | 48 | -.021 | 48  | 3.69 | 1  | 0.08 | 2  | 18  | 1.38 | 0  | 1  | 6  | 7  | 0.54 | 0  | 2   | 15.0 | 1.15  |
| 2023-24 | ND   | 18-8    | 5  | 0.28 | 2  | 10 | .300  | 54  | 3.00 | 0  | 0.00 | 0  | 20  | 1.11 | 0  | 0  | 4  | 4  | 0.22 | 0  | 1   | 7.0  | 0.39  |
| 2025-26 | ND   | 10-2    | 0  | 0.00 | 2  | 4  | -.500 | 40  | 4.00 | 2  | 0.20 | 2  | 13  | 1.30 | 0  | 0  | 0  | 0  | 0.00 | 0  | 0   | 2.0  | 0.20  |
| TOTAL   |      | 41 - 14 | 15 | 0.37 | 15 | 62 | .000  | 142 | 3.46 | 3  | 0.07 | 4  | 51  | 1.24 | 0  | 1  | 10 | 11 | 0.27 | 0  | 3   | 24.0 | 0.59  |

Single Game Highs

| Statistic     | Value |  |
|---------------|-------|--|
| Kills         | 6     | vs Texas Tech 08/26/22   |
| Attacks       | 20    | vs Milwaukee 08/28/22  |
| Assists       | 27    | vs Milwaukee 08/28/22  |
| Serve Aces    | 1     | vs Texas Tech 08/26/22, vs Santa Clara 08/29/25, vs Villanova 08/31/25 |
| Digs          | 13    | vs Texas Tech 08/26/22   |
| Blocks        | 4     | vs Texas Tech 08/26/22   |
| Block solos   | 1     | vs Mississippi St. 08/27/22  |
| Block assists | 4     | vs Texas Tech 08/26/22   |

INDIVIDUAL STATS



Notre Dame Women's Volleyball  
Individual Career Summaries  
All games

TRUMP, Lucy

| SEASON  | TEAM | SM-MP    | K   | K/S  | E   | TA   | PCT  | A  | A/S  | SA | SA/S | SE | DIG | D/S  | RE | BS | BA  | TB  | B/S  | BE | BHE | PTS   | PTS/S |
|---------|------|----------|-----|------|-----|------|------|----|------|----|------|----|-----|------|----|----|-----|-----|------|----|-----|-------|-------|
| 2022-23 | ND   | 89-26    | 252 | 2.83 | 154 | 774  | .127 | 8  | 0.09 | 29 | 0.33 | 29 | 173 | 1.94 | 25 | 6  | 32  | 38  | 0.43 | 3  | 1   | 303.0 | 3.40  |
| 2023-24 | ND   | 78-24    | 135 | 1.73 | 85  | 391  | .128 | 6  | 0.08 | 22 | 0.28 | 27 | 98  | 1.26 | 1  | 0  | 26  | 26  | 0.33 | 5  | 0   | 170.0 | 2.18  |
| 2024-25 | ND   | 87-25    | 135 | 1.55 | 75  | 429  | .140 | 9  | 0.10 | 28 | 0.32 | 30 | 95  | 1.09 | 3  | 4  | 43  | 47  | 0.54 | 7  | 0   | 188.5 | 2.17  |
| 2025-26 | ND   | 10-2     | 15  | 1.50 | 5   | 35   | .286 | 2  | 0.20 | 0  | 0.00 | 1  | 7   | 0.70 | 0  | 2  | 7   | 9   | 0.90 | 1  | 0   | 20.5  | 2.05  |
| TOTAL   |      | 264 - 77 | 537 | 2.03 | 319 | 1629 | .134 | 25 | 0.09 | 79 | 0.30 | 87 | 373 | 1.41 | 29 | 12 | 108 | 120 | 0.45 | 16 | 1   | 682.0 | 2.58  |

Single Game Highs

| Statistic     | Value |                            |
|---------------|-------|----------------------------|
| Kills         | 23    | vs Milwaukee 08/28/22      |
| Attacks       | 59    | vs Duke 10/30/22           |
| Assists       | 3     | at Syracuse 11/10/24       |
| Serve Aces    | 6     | at Old Dominion 09/09/22   |
| Digs          | 17    | vs Milwaukee 08/28/22      |
| Blocks        | 9     | vs NC State 11/06/22       |
| Block solos   | 2     | at Boston College 11/08/24 |
| Block assists | 8     | vs NC State 11/06/22       |
| PCT           | .550  | vs Villanova 08/31/25      |