



# NOTRE DAME

## MEN'S SOCCER

### FIGHTING IRISH MEDIA

Assistant Athletics Communications Director

Robby Hamman

rhamman@nd.edu

574-808-9575 (cell)

NOTRE DAME (5-2-2, 2-1-0 ACC)

HOPE

### GAME INFORMATION

	Tuesday, Sept. 30 at 7:00 PM ET	Alumni Stadium
TV		Live Stats at FightingIrish.com

### THE SERIES

All-Time vs. HOPE	0-0-0	Last: First Meeting
-------------------	-------	---------------------

### THE COACHES

	Head Coach	At School (Years)	Overall (Years)
ND	Chad Riley	76-46-24 (8th)	127-72-38 (13th)
HOPE	Kevin Hudson	118-46-26 (11th)	118-46-26 (11th)

### SCHEDULE/RESULTS

Date	ND Rank	Opponent	TV	Time/Result
8/21		at Michigan	B1G+	D, 1-1
8/24		IU INDY		D, 0-0
8/28		#14 OREGON ST.	ACCNX	W, 1-0
9/7		#4 INDIANA	ACCN	L, 0-1
9/12		at Pitt \$	ACCNX	W, 2-0
9/16	RV	OMAHA	ACCNX	W, 3-1
9/19	RV	#12 LOUISVILLE \$	ACCNX	W, 3-0
9/23	#21	WRIGHT ST.	ACCNX	W, 3-2
9/27	#21	SMU \$	ACCNX	L, 0-2
9/30		HOPE		7 PM
10/3		VIRGINIA TECH \$	ACCNX	8:30 PM
10/7		GREEN BAY	ACCNX	7 PM
10/10		at Virginia \$	ACCNX	7 PM
10/17		NC STATE \$		7:30 PM
10/21		at NIU		7 PM
10/24		at Boston College \$	ACCNX	7 PM
10/31		at Wake Forest \$	ACCNX	7 PM

All times Eastern. Home games in **BOLD CAPS** played at Alumni Stadium in South Bend, Ind.

\$ - ACC Game

### NOTRE DAME: BY THE NUMBERS

82.1	Save percentage from Blake Kelly this season, ranking second in the ACC. Kelly has made 32 saves while allowing nine goals and has recorded four clean sheets on the season.
23	NCAA Championship appearances earned by Notre Dame since 1988. Notre Dame has appeared in 19 of the last 23 tournaments.
8	Seasons for McFarland Family Men's Head Soccer Coach Chad Riley at the helm at Notre Dame, amassing a record of 76-46-24 during his tenure. He is the first coach to ever lead the Irish to two College Cups in program history.
7	Set piece goals this season, four coming off free kicks and three from corners. A team-high four of the goals have come from senior center back Mitch Ferguson.
7	Goals allowed by the Irish this season. The Irish rank fourth in the ACC and 27th in the country in average goals allowed with a mark of 0.778.
6	Points from Nolan Spicer over the last four matches, contributing four assists and a goal to help lead the Irish to wins over Pitt, Omaha, No. 12 Louisville and Wright State.
4	Cleans sheets this season by goalkeeper Blake Kelly and the Fighting Irish defense, two coming in ACC wins.
4	Goals this season from Mitch Ferguson, as the center back leads the Irish in goals scored. Ferguson posted his first career hat trick in the win over Wright State, scoring three off set pieces in the first half.
3	College Cup appearances in program history, including two in the last four seasons.
2	Ranked wins for Notre Dame during the 2025 campaign, as the Irish are 2-1 against ranked opponents. ND has defeated No. 14 Oregon State and No. 12 Louisville. The only loss came at the hands of No. 4 Indiana by a score of 1-0.
1	Tuesday's matchup will be the first matchup in history between Notre Dame and Hope.
1	Notre Dame men's soccer national championship, earned by way of a 2-1 win over Maryland in the final game of the 2013 NCAA College Cup in West Chester, Pennsylvania.

## 2025 NOTRE DAME ROSTER

No.	Name	Pos.	Yr.	Ht.	Wt.	Hometown/Previous School
0	Cole Kowalski	GK	FR	6-3	177	Elkhorn, WI / Elkhorn Area HS
1	Blake Kelly	GK	SO	6-2	185	Holt, MI / Salt Lake Academy
2	Mitch Ferguson	D	SR	6-4	190	Glen Carbon, IL / Baker Web Academy
3	Sean McDowd	D	JR	6-0	165	Lake Oswego, OR / Lake Oswego
4	Jack Ross	D	JR	6-3	190	Naples, FL / Shattuck St. Mary's School
6	Wyatt Lewis	M	JR	6-1	170	St. Charles, MO / St. Louis Priory School
7	Nate Zimmermann	F	JR	5-9	155	Mendham, NJ / Delbarton
8	Nico Bartlett	M	JR	5-5	151	Bloomington, IL / Lake Park
9	Wyatt Borso	F	SR	6-1	180	Aurora, IL
10	KK Baffour	M	SR	5-8	145	Southport, CT & Kumasi, Ghana / The Taft School
11	Jack Flanagan	F	JR	5-10	155	Rancho Palos Verdes, CA / Palos Verdes
12	Daniel Boateng	M	SR	5-6	140	Carpinteria, CA & Accra, Ghana / Cate School
13	Martin Von Thun	D	GS	6-3	190	Grimma, Germany / Wilhelm Bracke Comprehensive School
14	Will Schroeder	M	SO	6-1	170	Inverness, IL / Barrington
15	Ian Shaul	M	SO	5-8	145	North Saint Paul, MN / Baker
16	Leo Brummell	M	JR	6-0	165	Niles, MI / Culver Military Academy
17	Alex Rosin	D	FR	6-0	165	Rochester Hills, MI / Rochester Adams
18	Diego Ochoa	D	GS	6-1	180	Alexandria, VA / Connections Academy
19	Ren Sylvester	F	FR	6-1	160	Ann Arbor, MI / Lone Star High School
20	Brady Hilden	M	SO	5-10	150	Reno, NV / Shattuck St. Mary's Academy
21	Karson Baquero	M	FR	5-11	145	Montgomery, TX / Texas Connections Academy
22	Nolan Spicer	M	JR	5-8	150	Bay Village, OH / Saint Ignatius
23	Stevie Dunphy	F	SO	5-11	165	Carlsbad, CA / Cathedral Catholic
24	Sebastian Green	M	SR	5-9	155	Monterey, CA / Northwood School (NY)
26	Diego Green	M	FR	5-9	150	Las Vegas, NV / Northwood School
27	Luke Burton	F	FR	6-0	165	San Francisco, CA / University High School
30	Liam Egan	GK	GS	6-5	165	Louisville, KY / Bridgton Academy

<b>McFarland Family Head Men's Soccer Coach</b>	Chad Riley	8th	Notre Dame '04
<b>Assistant Coach</b>	Mike Graczyk	6th	New Mexico '07
<b>Assistant Coach</b>	Jeff Rowland	5th	New Mexico '06
<b>Director of Operations</b>	Chris Rolfe	7th	Dayton '17

<b>Borso</b>	BORE-so
<b>Egan</b>	EE-gan
<b>Graczyk</b>	GRAY-zack
<b>Rosin</b>	ROSE-een
<b>Schroeder</b>	SHRAY-der
<b>Von Thun</b>	fon tune

IRISH FACTS & FIGURES



	STANDINGS	
	ACC	Overall
Clemson	3-0-1	5-2-2
Stanford	3-1-0	9-1-1
Virginia	2-0-2	5-1-2
Duke	2-0-1	5-0-3
<b>Notre Dame</b>	<b>2-1-0</b>	<b>5-2-2</b>
NC State	1-0-2	7-0-2
SMU	1-0-2	4-2-3
North Carolina	0-0-4	4-1-4
Cal	1-2-1	4-4-2
Syracuse	1-2-0	4-4-2
Louisville	1-3-0	5-3-1
Boston College	1-3-0	5-5-0
Wake Forest	0-2-1	5-2-3
Virginia Tech	0-2-1	2-2-3
Pitt	0-2-1	4-4-2

- ACC Preseason Coaches Poll
1. Clemson (4), 185

2. Wake Forest (5), 175

3. Pitt (4), 167

4. Duke (2), 160

T5. Stanford, 136

T5. SMU, 136

7. North Carolina, 115

8. NC State, 108

9. Virginia, 104

**10. Notre Dame, 81**

11. Syracuse, 63

12. California, 57

13. Virginia Tech, 34

14. Louisville, 33

15. Boston College, 21

- ACC PRESEASON WATCH LIST
- Ask Ekeland, Sr., M, Boston College

Alfredo Ortiz, Sr., D, California

Ransford Gyan, So., M, Clemson

Ulfur Bjornsson, Jr., F, Duke

Alex Svetanoff, Jr., GK, Louisville

Andrew Czech, Gr., M/D, North Carolina

Donavan Phillip, Jr., F, NC State

**Wyatt Lewis, Jr., M, Notre Dame**

Casper Svendby, Sr., D, Pitt

Jaylinn Mitchell, Jr., M, SMU

Zach Bohane, Sr., M, Stanford

Chimere Omeze, So., D, Syracuse

Umberto Pelà, Sr., M, Virginia

Sam Joseph, Sr., GK, Virginia Tech

Cooper Flax, Sr., M, Wake Forest

SETTING THE STAGE

• The Irish welcome Hope College to Alumni Stadium for a non-conference contest at 7 p.m. ET on Saturday, Sept. 27. Admission to the match is free.

THE HOPE SERIES

• The Irish and Dutch will meet for the first time in program history on Tuesday evening.

DEFENSIVE DOMINANCE

• The Irish have allowed just seven goals this season, one each against Michigan, Indiana, Omaha and two to Wright State and SMU.

• Notre Dame posted back-to-back shutouts against IU Indy and No. 14 Oregon State.

• The Irish have two clean sheets in ACC play, coming in wins over Pitt and No. 12 Louisville.

• Notre Dame allowed just two shots on target over the 90 minutes of play in the win over Pitt, frustrating the Panther’s attack.

• Blake Kelly made six saves, five coming in the second half, in the shutout over Louisville.

• The Irish enter Tuesday’s matchup ranked fourth in the ACC in goals allowed and 27th in the country in the statistical category (0.778).

BK THE GK

• Blake Kelly has gotten off to a great start to his sophomore season in goal for the Irish, posting four clean sheets and allowing just seven goals.

• The shot stopper ranks second in the ACC in saves per game with a mark of 3.56 per outing.

• The sophomore has posted a save percentage of .821 during the 2025 campaign, ranking second in the ACC.

• Kelly started 12 matches for the Irish in 2024 and became the first true freshman goalie to start the season opener in the last 30 years for the program.

STRIKE FORCE

• The starting striker tandem of Wyatt Borso and Luke Burton has found its form over the last couple of weeks, as the two have combined for five goals and an assist

• Borso ranks second on the team in goals with three, scoring in three of the last five matches.

• Burton has recorded a point in four of the last five matches, scoring in wins over Pitt and Omaha and picking up assists in victories over Louisville and Wright State.

SET-PIECE SUCCESS

• The Fighting Irish have scored seven goals off set pieces during the 2025 campaign.

• Three of the goals have come from free kicks, with Mitch Ferguson scoring a direct free kick and Diego Ochoa and Ferguson finishing from service into the box.

• The Irish have been even more lethal on corners, firing in four goals this season. Ferguson has scored twice while Luke Burton and Martin Von Thun have each recorded one.

BALANCED ATTACK

• Seven players have scored the 13 goals for the Irish this season, as Mitch Ferguson (4), Wyatt Borso (3) and Luke Burton (2) have each scored multiple times while Nolan Spicer, Sylvester Ren, Diego Ochoa and Martin Vont Thun each found the back of the net once.

• Ten returning Irish players registered at least one point in their Notre Dame career, as the team returns 54 points from last year.

• Nine players that scored a goal during the 2024 campaign are back on this year’s team.

• Junior Jack Flanagan is the top returning goal scorer on the 2025 squad after firing in a career-high four goals during his sophomore campaign.

2025 CAPTAINS

• Mitch Ferguson and Wyatt Lewis will serve as the captains for this year’s Fighting Irish team and Blake Kelly will take on the role of assistant captain.

• Ferguson has appeared in 59 games over his Notre Dame career, scoring four goals and adding seven assists from the center back position.

• Lewis enters his third season with the Fighting Irish and has three goals and four assists as a holding midfielder.

• Kelly started 12 matches as a freshman in 2024, posting a record of 4-3-5 while recording 26 saves.

THE CHAD RILEY ERA

• McFarland Family Head Men’s Soccer Coach Chad Riley is in his eighth season in charge of the Notre Dame men’s soccer program in 2025.

• Riley became the first head coach in program history to lead the Fighting Irish to two College Cup appearances, coming during the 2021 and 2023 seasons.

• Notre Dame has captured both an ACC regular season and tournament title under his direction, both firsts in program history.

Notre Dame Record in 2025 Season	
Home.....	4-2-1
Away .....	1-0-1
Neutral .....	0-0-0
Vs. Ranked teams .....	2-1-0
Scoring first .....	5-0-1
Opponent scores first .....	0-2-0
Leading at halftime .....	4-0-0
Trailing at halftime .....	0-1-0
Tied at halftime .....	1-1-2
In overtime.....	0-0-0
Scoring 1 goal.....	1-0-1
Scoring 2 goals .....	1-0-0
Scoring 3 or more goals .....	3-0-0
Allowing 1 goal.....	1-1-1
Allowing 2 goals.....	1-1-0
Allowing 3 or more goals.....	0-0-0
One-goal games .....	2-1-0
Two-goal games.....	2-1-0
Three-plus goal games.....	1-0-0
Wins more corners .....	1-0-1
Opp. wins more corners .....	2-1-1
Corners are equal.....	1-1-0
More shots than opp. ....	4-0-1
Opp. has more shots.....	1-2-1
Shots are the same.....	1-0-0
More saves than opp. ....	1-2-1
Opp. has more saves.....	2-0-1
Saves are the same.....	2-0-0
In August .....	1-0-2
In September.....	4-2-0
In October .....	0-0-0
In November.....	0-0-0
Day Games .....	0-0-0
Night Games.....	5-2-2

## CHAD RILEY - MCFARLAND FAMILY MEN'S HEAD SOCCER COACH

CHAD  
RILEY

McFarland Family Men's  
Head Soccer Coach  
8th Season  
Notre Dame '04

CHAD RILEY  
PROFILE

- **Hire Date:** Jan. 4, 2018
- **Career Record:** 127-71-38 (.616)
- **ND Record:** 76-45-24 (.603)
- **NCAA Tournament Appearances:** 8  
(4, Notre Dame head coach, 4  
Dartmouth head coach)
- **Hometown:** Houston, Texas
- **Education:** Theology
- **Marital Status:** Wife - Caitlin
- **Children:** Georgina, Prescott,  
Bernadette

COACHING  
EXPERIENCE

2004	Assistant Coach Oberlin College
2005	Assistant Coach St. John's University
2006-11	Assistant Coach University of Notre Dame
2012	Assistant Coach Dartmouth College
2013-2017	Head Coach Dartmouth College
2018-present	Head Coach University of Notre Dame

PLAYING  
EXPERIENCE

2000-03	University of Notre Dame BIG EAST Conference 3-Time All-BIG EAST 2003 Notre Dame Captain
---------	---

## Year-By-Year Collegiately With Chad Riley

Year	School	Record	Postseason/Honors/Final Rankings
2004	Oberlin (assistant)	9-8-3	
<b>Totals Oberlin Assistant</b>		<b>9-8-3 (.525)</b>	<b>1 season</b>
2005	St. John's (assistant)	11-6-5	
<b>Totals St. John's Assistant</b>		<b>11-6-5 (.614)</b>	<b>1 season</b>
2006-11	Notre Dame (assistant)	71-37-21	
<b>Totals Notre Dame Assistant</b>		<b>71-37-21 (.632)</b>	<b>6 seasons</b>
2012	Dartmouth (assistant)	9-7-0	
<b>Totals Dartmouth Assistant</b>		<b>9-7-0 (.632)</b>	<b>1 season</b>
2013	Dartmouth	6-7-4	
2014	Dartmouth	12-5-2	Ivy League Champion NCAA Second Round #25 NSCAA Ivy League Coach of the Year
2015	Dartmouth	12-6-1	Ivy League Champion NCAA Second Round Ivy League Coach of the Year
2016	Dartmouth	9-5-5	Ivy League Champion NCAA Second Round
2017	Dartmouth	12-3-2	Ivy League Champion NCAA Second Round #23 United Soccer Coaches Ivy League Coach of the Year
<b>Totals Dartmouth Head Coach</b>		<b>51-26-14 (.637)</b>	<b>5 seasons</b>
2018	Notre Dame	11-7-3 (.595)	NCAA Quarterfinal #8 United Soccer Coaches
2019	Notre Dame	10-8-1 (.553)	NCAA First Round
2020-21	Notre Dame	8-9-0 (.471)	
2021	Notre Dame	14-5-5 (.696)	NCAA College Cup ACC Champion
2022	Notre Dame	8-7-2 (.529)	
2023	Notre Dame	13-3-6 (.727)	NCAA College Cup Final ACC Regular Season Champions USC National Coaching Staff of the Year ACC Coach of the Year #2 United Soccer Coaches Poll
2024	Notre Dame	7-5-5 (.559)	
2025	Notre Dame	5-2-2 (.667)	
<b>Totals McFarland Family Men's Head Soccer Coach</b>		<b>76-46-24 (.603)</b>	<b>8 seasons</b>

2025 NCAA TEAM RANKINGS

Statistic	National Rank	Conference Rank	Value	National Leader	Value	Conference Leader	Value
Assists Per Game (209 ranked)	58	10	1.67	Portland	3.75	NC State	3.22
Corner Kicks Per Game (210 ranked)	131	15	4.33	NC State	9.11	NC State	9.11
Fouls Per Game (210 ranked)	22	1	9.33	Air Force	6.89	Notre Dame	9.33
Goal Differential (210 ranked)	52	8	6	NC State	25	NC State	25
Penalty Kicks (127 ranked)	127	11	0.000	88 teams tied	1.000	7 teams tied	1.000
Points Per Game (210 ranked)	81	10	4.56	Portland	9.75	NC State	9.00
Red Cards (41 ranked)	41	2	1	Cal St. Fullerton VCU	4 4	Clemson	2
Save Pct (210 ranked)	24	2	0.825	Utah Valley	0.952	NC State	0.950
Saves Per Game (210 ranked)	74	2	3.67	Central Ark.	6.63	Boston College	3.70
Scoring Offense (210 ranked)	94	9	1.44	Maryland Portland	3.00 3.00	NC State	2.89
Shot Accuracy (210 ranked)	144	9	0.390	Boston U.	0.575	Virginia Tech	0.441
Shots Per Game (210 ranked)	124	14	11.11	UIC	22.56	NC State	21.22
Shots on Goal Per Game (210 ranked)	147	13	4.33	UIC	9.67	NC State	8.89
Shutout Percentage (191 ranked)	39	7	0.444	NC State	0.889	NC State	0.889
Team Goals Against Average (210 ranked)	27	4	0.778	NC State	0.111	NC State	0.111
Total Assists (208 ranked)	55	10	15	North Florida Portland	30 30	NC State	29
Total Goals (210 ranked)	89	10	13	Stanford	27	Stanford	27
Total Points (210 ranked)	74	10	41	NC State	81	NC State	81
Won-Lost-Tied Percentage (210 ranked)	45	5	0.667	Bryant	0.950	NC State	0.889
Yellow Cards (210 ranked)	172	12	12	CSUN	29	Boston College	23

2025 NCAA INDIVIDUAL STAT RANKINGS

Statistic	Player	National Rank	Conference Rank	Value	National Leader	Value	Conference Leader	Value
Assists Per Game (140 ranked)	Nolan Spicer Alex Rosin	53 96	10 15	0.44 0.38	Jakob Friedman, Monmouth	0.89	Marco Dos Santos, Virginia	0.75
Game-Winning Goals (20 ranked)	Luke Burton Mitch Ferguson	20 20	4 4	2 2	4 players tied	4	Zach Bohane, Stanford Donavan Phillip, NC State Nathan Richmond, Clemson	3 3 3
Goalie Minutes Played (150 ranked)	Blake Kelly	25	5	810:00	Eric Axtman, Lafayette Kyle Durham, UConn	990:00 990:00	Rowan Schnebly, Stanford	977:13
Goals Against Average (147 ranked)	Blake Kelly	37	4	0.778	Logan Erb, NC State	0.121	Logan Erb, NC State	0.121
Goals Per Game (131 ranked)	Mitch Ferguson	78	14	0.44	Donavan Phillip, NC State	1.44	Donavan Phillip, NC State	1.44
Penalty Kicks (174 ranked)					159 players tied	1.000	15 players tied	1.000
Points Per Game (120 ranked)					Donavan Phillip, NC State	2.89	Donavan Phillip, NC State	2.89
Red Cards (4 ranked)	Martin von Thun	4	1	1	Braian Amaro, Marshall Konstantin Donalies, Seton Hall Archie McDonnell, SIUE	2 2 2	4 players tied	1
Save Pct (150 ranked)	Blake Kelly	31	2	0.821	Kolby Sessions, Utah Valley	0.947	Logan Erb, NC State	0.944
Saves Per Game (150 ranked)	Blake Kelly	73	2	3.56	Johan Rodriguez Morales, Chicago St.	6.33	Andrej Borak, Boston College	4.11
Shot Accuracy (148 ranked)	Wyatt Borso	96	12	0.444	Daniel Lugo, High Point	0.778	Mukisa Emmanuel, SMU	0.682
Shots Per Game (150 ranked)					Edouard Nys, UIC	5.44	Donavan Phillip, NC State	4.44
Shots on Goal Per Game (127 ranked)					Edouard Nys, UIC Donavan Phillip, NC State	2.78 2.78	Donavan Phillip, NC State	2.78
Shutouts (49 ranked)	Blake Kelly	21	4	4	Mitch Budler, Akron	8	Logan Erb, NC State Tomas Hut, Syracuse Alex Svetanoff, Louisville	5 5 5
Total Assists (87 ranked)	Nolan Spicer Alex Rosin	33 87	8 14	4 3	Jakob Friedman, Monmouth	8	5 players tied	6
Total Goals (125 ranked)	Mitch Ferguson Wyatt Borso	65 125	12 18	4 3	Donavan Phillip, NC State	13	Donavan Phillip, NC State	13
Total Points (148 ranked)	Mitch Ferguson	148	20	8	Donavan Phillip, NC State	26	Donavan Phillip, NC State	26
Total Saves (148 ranked)	Blake Kelly	39	2	32	Enzo Gil, Bowling Green Tom Macauley, George Washington	50 50	Andrej Borak, Boston College	37
Yellow Cards (260 ranked)	Wyatt Lewis	260	18	2	12 players tied	5	Olafur Floki Stephensen, Clemson	5

2025 TEAM STATISTICS

Date	Opponent		Score	Att.
08/21/2025	at Michigan	T	1-1	1400
08/24/2025	IU Indy	T	0-0	569
08/28/2025	Oregon St.	W	1-0	1127
09/07/2025	Indiana	L	0-1	1883
* 09/12/2025	at Pittsburgh	W	2-0	2000
09/16/2025	Omaha	W	3-1	353
* 09/19/2025	Louisville	W	3-0	2643
09/23/2025	Wright St.	W	3-2	210
* 09/27/2025	SMU	L	0-2	833

Team statistics

	ND	OPP
SHOT STATISTICS		
Goals-Shot attempts	13-100	7-100
Goals scored per game	1.44	0.78
Shot pct.	.130	.070
Shots on goal-Attempts	39-100	40-100
SOG pct.	.390	.400
Shots/Game	11.1	11.1
Assists	15	4
GOAL BREAKDOWN		
Total Goals	13	7
Penalty	0	0
Unassisted	-	-
Overtime	0	0
Goals scored average	1.44	0.78
CORNER KICKS	39	47
PENALTY KICKS	0-0	0-0
OFFSIDES	16	3
PENALTIES		
Fouls	84	108
Yellow cards	12	19
Red cards	1	0
ATTENDANCE		
Total	7618	3400
Dates/Avg Per Date	7/1088	2/1700
Neutral Site #/Avg	0/0	-

Record	Overall	Home	Away	Neutral
All Games	5-2-2	4-2-1	1-0-1	0-0-0
Conference	2-1-0	1-1-0	1-0-0	0-0-0
Non-Conference	3-1-2	3-1-1	0-0-1	0-0-0

#	Player	GP	G	A	PTS	SH	SH%	SOG	SOG%	GWG	PK-ATT
2	Ferguson, Mitch	9	4	0	8	8	.500	5	.625	2	0-0
9	Borso, Wyatt	9	3	0	6	18	.167	8	.444	1	0-0
27	Burton, Luke	6	2	2	6	13	.154	5	.385	2	0-0
22	Spicer, Nolan	9	1	4	6	9	.111	1	.111	0	0-0
18	Ochoa, Diego	9	1	1	3	4	.250	4	1.000	0	0-0
17	Rosin, Alex	8	0	3	3	3	.000	0	.000	0	0-0
13	von Thun, Martin	7	1	0	2	3	.333	2	.667	0	0-0
19	Sylvester, Ren	6	1	0	2	3	.333	2	.667	0	0-0
10	Baffour, KK	9	0	2	2	13	.000	1	.077	0	0-0
15	Shaul, Ian	9	0	2	2	3	.000	1	.333	0	0-0
11	Flanagan, Jack	9	0	1	1	6	.000	4	.667	0	0-0
7	Zimmermann, Nate	9	0	0	0	3	.000	1	.333	0	0-0
6	Lewis, Wyatt	9	0	0	0	3	.000	2	.667	0	0-0
14	Schroeder, Will	7	0	0	0	2	.000	1	.500	0	0-0
20	Hilden, Brady	6	0	0	0	2	.000	0	.000	0	0-0
8	Bartlett, Nico	7	0	0	0	2	.000	1	.500	0	0-0
3	McDowd, Sean	8	0	0	0	2	.000	1	.500	0	0-0
24	Green, Sebastian	5	0	0	0	2	.000	0	.000	0	0-0
21	Baquero, Karson	3	0	0	0	1	.000	0	.000	0	0-0
23	Dunphy, Stevie	6	0	0	0	0	.000	0	.000	0	0-0
1	Kelly, Blake	9	0	0	0	0	.000	0	.000	0	0-0
Total		9	13	15	41	100	.130	39	.390	-	0-0
Opponents		9	7	4	18	100	.070	40	.400	-	0-0

#	Goalie	GP	MIN.	GA	GA AVG	SAVES	PCT	W-L-T	SHO/CBO
1	Kelly, Blake	9	810:00	7	0.78	32	.821	5-2-2	4/0
TM	TEAM	-	00:00	0	0.00	1	1.000	0-0-0	0/0
Total		9	810:00	7	0.78	33	.825	5-2-2	4
Opponents		9	810:00	13	1.44	26	.667	2-5-2	3

Goals by Periods

Team	1st	2nd	OT1	OT2	TOTAL
ND	7	6	0	0	13
Opponents	2	5	0	0	7

Shots by Periods

Team	1st	2nd	OT1	OT2	TOTAL
ND	42	58	0	0	100
Opponents	36	64	0	0	100

Saves by Periods

Team	1st	2nd	OT1	OT2	TOTAL
ND	11	22	0	0	33
Opponents	11	15	0	0	26

Corners by Periods

Team	1st	2nd	OT1	OT2	TOTAL
ND	19	20	0	0	39
Opponents	15	32	0	0	47

Fouls by Periods

Team	1st	2nd	OT1	OT2	TOTAL
ND	43	41	0	0	84
Opponents	58	50	0	0	108



## 2025 INDIVIDUAL SEASON STATISTICS



2025-26 Notre Dame Men's Soccer  
Individual Statistics  
All games

Page 1/2  
as of Sep 29, 2025

## Game Records

Overall	Conference	Home	Away	Neutral
5 - 2 - 2	2 - 1 - 0	4 - 2 - 1	1 - 0 - 1	0 - 0 - 0

## Team Box Score

No.	Player	GP-GS	MIN	G	A	PTS	SH	SH%	SOG	SOG%	YC	RC	GWG	PK-ATT	FG	OT	HAT	GTG	FOUL
2	Ferguson, Mitch	9-9	810	4	0	8	8	.500	5	.625	1	0	2	0-0	2	0	1	0	4
9	Borso, Wyatt	9-9	568	3	0	6	18	.167	8	.444	1	0	1	0-0	2	0	0	0	9
27	Burton, Luke	6-6	321	2	2	6	13	.154	5	.385	1	0	2	0-0	1	0	0	0	5
22	Spicer, Nolan	9-9	647	1	4	6	9	.111	1	.111	0	0	0	0-0	0	0	0	0	1
18	Ochoa, Diego	9-9	810	1	1	3	4	.250	4	1.000	0	0	0	0-0	1	0	0	0	3
17	Rosin, Alex	8-4	427	0	3	3	3	.000	0	.000	1	0	0	0-0	0	0	0	0	4
13	von Thun, Martin	7-0	105	1	0	2	3	.333	2	.667	1	1	0	0-0	0	0	0	0	2
19	Sylvester, Ren	6-0	97	1	0	2	3	.333	2	.667	0	0	0	0-0	0	0	0	0	0
10	Baffour, KK	9-9	675	0	2	2	13	.000	1	.077	0	0	0	0-0	0	0	0	0	13
15	Shaul, Ian	9-9	651	0	2	2	3	.000	1	.333	1	0	0	0-0	0	0	0	0	8
11	Flanagan, Jack	9-0	251	0	1	1	6	.000	4	.667	1	0	0	0-0	0	0	0	0	11
7	Zimmermann, Nate	9-2	182	0	0	0	3	.000	1	.333	1	0	0	0-0	0	0	0	0	2
6	Lewis, Wyatt	9-9	796	0	0	0	3	.000	2	.667	2	0	0	0-0	0	0	0	0	11
14	Schroeder, Will	7-4	448	0	0	0	2	.000	1	.500	0	0	0	0-0	0	0	0	0	2
20	Hilden, Brady	6-1	105	0	0	0	2	.000	0	.000	0	0	0	0-0	0	0	0	0	1
8	Bartlett, Nico	7-0	148	0	0	0	2	.000	1	.500	0	0	0	0-0	0	0	0	0	4
3	McDowd, Sean	8-5	428	0	0	0	2	.000	1	.500	1	0	0	0-0	0	0	0	0	2
24	Green, Sebastian	5-5	418	0	0	0	2	.000	0	.000	0	0	0	0-0	0	0	0	0	1
21	Baquero, Karson	3-0	98	0	0	0	1	.000	0	.000	0	0	0	0-0	0	0	0	0	0
23	Dunphy, Stevie	6-0	117	0	0	0	0	.000	0	.000	0	0	0	0-0	0	0	0	0	1
1	Kelly, Blake	9-9	810	0	0	0	0	.000	0	.000	0	0	0	0-0	0	0	0	0	0
<b>Total</b>		<b>9</b>	<b>-</b>	<b>13</b>	<b>15</b>	<b>41</b>	<b>100</b>	<b>.130</b>	<b>39</b>	<b>.390</b>	<b>12</b>	<b>1</b>	<b>-</b>	<b>0-0</b>	<b>6</b>	<b>0</b>	<b>1</b>	<b>-</b>	<b>84</b>
<b>Opponents</b>		<b>9</b>	<b>-</b>	<b>7</b>	<b>4</b>	<b>18</b>	<b>100</b>	<b>.070</b>	<b>40</b>	<b>.400</b>	<b>19</b>	<b>0</b>	<b>-</b>	<b>0-0</b>	<b>2</b>	<b>0</b>	<b>0</b>	<b>-</b>	<b>108</b>

			Goal Average			Saves		Record			
No.	Goalie	GP-GS	MINS	GA	GA AVG	SAVES	PCT	W	L	T	SHO/CBO
1	Kelly, Blake	9-9	810:00	7	0.78	32	.821	5	2	2	4/0
TM	TEAM	-	00:00	0	0.00	1	1.000	0	0	0	0/0
<b>Total</b>		<b>9</b>	<b>810:00</b>	<b>7</b>	<b>0.78</b>	<b>33</b>	<b>.825</b>	<b>5</b>	<b>2</b>	<b>2</b>	<b>4</b>
<b>Opponents</b>		<b>9</b>	<b>810:00</b>	<b>13</b>	<b>1.44</b>	<b>26</b>	<b>.667</b>	<b>2</b>	<b>5</b>	<b>2</b>	<b>3</b>

## Goals by Periods

Team	1st	2nd	OT1	OT2	TOTAL
ND	7	6	0	0	13
Opponents	2	5	0	0	7

## Corners by Periods

Team	1st	2nd	OT1	OT2	TOTAL
ND	19	20	0	0	39
Opponents	15	32	0	0	47

## Shots by Periods

Team	1st	2nd	OT1	OT2	TOTAL
ND	42	58	0	0	100
Opponents	36	64	0	0	100

## Fouls by Periods

Team	1st	2nd	OT1	OT2	TOTAL
ND	43	41	0	0	84
Opponents	58	50	0	0	108

## 2025 GAME-BY-GAME COMPARISON



2025-26 Notre Dame Men's Soccer  
Team Game-by-Game Comparison  
All games

Page 1/1  
as of Sep 29, 2025

Date	Opponent	Score	Goals	Assists	Shots	On Goal	Corners	Fouls	YC	RC	Offsides
08/21/2025	Michigan	1-1	1/1	1/1	4/13	2/4	3/6	11/15	4/3	0/0	2/0
08/24/2025	IU Indy	0-0	0/0	0/0	15/4	5/4	10/1	9/14	1/3	0/0	2/0
08/28/2025	Oregon St.	1-0	1/0	1/0	3/16	2/7	0/7	17/16	2/2	0/0	3/0
09/07/2025	Indiana	0-1	0/1	0/1	13/14	2/5	2/2	5/12	0/3	0/0	2/0
09/12/2025	Pittsburgh	2-0	2/0	2/0	8/8	4/2	1/10	10/9	1/1	0/0	2/0
09/16/2025	Omaha	3-1	3/1	4/1	14/6	6/2	7/1	9/10	1/1	0/0	3/0
09/19/2025	Louisville	3-0	3/0	3/0	19/14	9/6	6/8	3/10	0/2	0/0	0/0
09/23/2025	Wright St.	3-2	3/2	4/0	15/11	7/2	6/6	10/9	1/4	0/0	1/0
09/27/2025	SMU	0-2	0/2	0/1	9/14	2/8	4/6	10/13	2/0	1/0	1/3
<b>Totals</b>		<b>13-7</b>	<b>13/7</b>	<b>15/4</b>	<b>100/100</b>	<b>39/40</b>	<b>39/47</b>	<b>84/108</b>	<b>12/19</b>	<b>1/0</b>	<b>16/3</b>

Note: Game totals are displayed in the format TEAM/OPPONENT for each category

## 2024 GAME-BY-GAME COMPARISON

Date	Opponent	Score	Goals	Assists	Shots	On Goal	Corners	Fouls	YC	RC	Offsides
08/22/2024	Akron	1-1	1/1	0/2	11/5	3/1	5/5	6/13	3/2	0/0	5/1
08/29/2024	Indiana	2-2	2/2	2/1	6/18	4/10	4/9	15/6	1/0	0/0	3/0
09/06/2024	Louisville	2-1	2/1	1/1	10/15	6/3	2/2	11/15	1/1	0/0	1/1
09/10/2024	Duquesne	1-1	1/1	1/0	21/3	8/2	8/0	15/13	1/3	0/0	0/1
09/14/2024	Stanford	0-1	0/1	0/1	15/4	2/2	9/2	9/9	3/5	0/1	3/1
09/20/2024	Chicago St.	6-1	6/1	8/0	18/10	7/7	4/2	12/9	1/3	0/0	6/2
09/24/2024	Detroit Mercy	3-1	3/1	3/2	16/3	8/3	9/1	4/11	1/0	0/0	6/2
09/27/2024	Clemson	2-1	2/1	2/1	8/6	4/2	1/3	12/13	1/3	0/1	1/0
10/01/2024	Trine	7-1	7/1	5/0	22/7	12/2	7/2	9/8	0/1	0/0	4/0
10/05/2024	Syracuse	1-2	1/2	1/3	16/10	4/3	9/4	8/18	0/2	0/0	1/1
10/08/2024	Michigan	0-1	0/1	0/1	16/10	8/4	6/1	10/17	1/2	0/0	3/2
10/11/2024	North Carolina	1-1	1/1	1/1	9/10	4/4	3/5	9/10	3/2	0/0	3/1
10/19/2024	Boston College	1-1	1/1	0/2	17/10	5/3	7/3	3/10	3/2	0/0	1/0
10/22/2024	UIC	5-0	5/0	8/0	17/6	11/2	6/5	7/11	0/1	0/0	1/1
10/27/2024	California	2-0	2/0	2/0	6/13	2/3	2/5	9/12	1/2	0/0	1/0
11/01/2024	Duke	0-4	0/4	0/4	8/16	4/7	3/4	7/9	2/1	1/0	3/0
11/06/2024	Stanford	2-3	2/3	1/2	7/18	2/7	1/6	13/8	1/4	0/0	1/0
<b>Totals</b>		<b>36-22</b>	<b>36/22</b>	<b>35/21</b>	<b>223/164</b>	<b>94/65</b>	<b>86/59</b>	<b>159/192</b>	<b>23/34</b>	<b>1/2</b>	<b>43/13</b>

Note: Game totals are displayed in the format TEAM/OPPONENT for each category





## 2025 CAREER STATISTICS

## BAFFOUR, Kk

SEASON	TEAM	GP-GS	Min.	G	A	Pts	Shot	Shot%	SOG	SOG%	GW	PK-Att
2022-23	ND	16 - 9	744:56	2	3	7	19	.105	7	.368	1	0 - 0
2023-24	ND	21 - 19	1372:08	2	7	11	36	.056	16	.444	0	0 - 0
2024-25	ND	16 - 16	1191:49	1	5	7	34	.029	15	.441	0	0 - 1
2025-26	ND	9 - 9	674:09	0	2	2	13	.000	1	.077	0	0 - 0
<b>TOTAL</b>		<b>62 - 53</b>	<b>3983:03</b>	<b>5</b>	<b>17</b>	<b>27</b>	<b>102</b>	<b>.049</b>	<b>39</b>	<b>.382</b>	<b>1</b>	<b>0 - 1</b>

## Single Game Highs

Statistic	Value	
Points	4	vs Kalamazoo 09/27/22
Goals	1	5 times
Assists	2	vs Kalamazoo 09/27/22, vs Chicago St. 09/20/24
Shots	6	vs NIU 09/01/23

## BAQUERO, Karson

SEASON	TEAM	GP-GS	Min.	G	A	Pts	Shot	Shot%	SOG	SOG%	GW	PK-Att
2025-26	ND	3 - 0	97:23	0	0	0	1	.000	0	.000	0	0 - 0
<b>TOTAL</b>		<b>3 - 0</b>	<b>97:23</b>	<b>0</b>	<b>0</b>	<b>0</b>	<b>1</b>	<b>.000</b>	<b>0</b>	<b>.000</b>	<b>0</b>	<b>0 - 0</b>

## Single Game Highs

Statistic	Value	
Shots	1	vs Wright St. 09/23/25

## BARTLETT, Nico

SEASON	TEAM	GP-GS	Min.	G	A	Pts	Shot	Shot%	SOG	SOG%	GW	PK-Att
2024-25	ND	3 - 0	48:54	1	0	2	1	1.000	1	1.000	0	0 - 0
2025-26	ND	7 - 0	147:17	0	0	0	2	.000	1	.500	0	0 - 0
<b>TOTAL</b>		<b>10 - 0</b>	<b>196:11</b>	<b>1</b>	<b>0</b>	<b>2</b>	<b>3</b>	<b>.333</b>	<b>2</b>	<b>.667</b>	<b>0</b>	<b>0 - 0</b>

## Single Game Highs

Statistic	Value	
Points	2	vs Trine 10/01/24
Goals	1	vs Trine 10/01/24
Shots	2	vs Louisville 09/19/25

## 2025 CAREER STATISTICS

## BOATENG, Daniel

SEASON	TEAM	GP-GS	Min.	G	A	Pts	Shot	Shot%	SOG	SOG%	GW	PK-Att
2022-23	ND	1 - 0	45:00	0	0	0	0	.000	0	.000	0	0 - 0
2024-25	ND	2 - 0	24:39	0	0	0	0	.000	0	.000	0	0 - 0
<b>TOTAL</b>		<b>3 - 0</b>	<b>69:39</b>	<b>0</b>	<b>0</b>	<b>0</b>	<b>0</b>	<b>.000</b>	<b>0</b>	<b>.000</b>	<b>0</b>	<b>0 - 0</b>

## BORSO, Wyatt

SEASON	TEAM	GP-GS	Min.	G	A	Pts	Shot	Shot%	SOG	SOG%	GW	PK-Att
2022-23	ND	17 - 12	908:53	2	1	5	25	.080	11	.440	1	0 - 0
2023-24	ND	6 - 1	147:27	1	2	4	4	.250	2	.500	0	0 - 0
2025-26	ND	9 - 9	567:23	3	0	6	18	.167	8	.444	1	0 - 0
<b>TOTAL</b>		<b>32 - 22</b>	<b>1623:44</b>	<b>6</b>	<b>3</b>	<b>15</b>	<b>47</b>	<b>.128</b>	<b>21</b>	<b>.447</b>	<b>2</b>	<b>0 - 0</b>

## Single Game Highs

Statistic	Value	
Points	2	6 times
Goals	1	6 times
Assists	1	vs Michigan 10/25/22, vs Oberlin 10/10/23, vs IU Indy 08/27/23
Shots	4	vs IU Indy 08/24/25

## BURTON, Luke

SEASON	TEAM	GP-GS	Min.	G	A	Pts	Shot	Shot%	SOG	SOG%	GW	PK-Att
2025-26	ND	6 - 6	320:48	2	2	6	13	.154	5	.385	2	0 - 0
<b>TOTAL</b>		<b>6 - 6</b>	<b>320:48</b>	<b>2</b>	<b>2</b>	<b>6</b>	<b>13</b>	<b>.154</b>	<b>5</b>	<b>.385</b>	<b>2</b>	<b>0 - 0</b>

## Single Game Highs

Statistic	Value	
Points	2	at Pittsburgh 09/12/25, vs Omaha 09/16/25
Goals	1	at Pittsburgh 09/12/25, vs Omaha 09/16/25
Assists	1	vs Louisville 09/19/25, vs Wright St. 09/23/25
Shots	5	vs Omaha 09/16/25

## 2025 CAREER STATISTICS

## DUNPHY, Stevie

SEASON	TEAM	GP-GS	Min.	G	A	Pts	Shot	Shot%	SOG	SOG%	GW	PK-Att
2024-25	ND	15 - 0	245:43	1	1	3	6	.167	1	.167	0	0 - 0
2025-26	ND	6 - 0	116:27	0	0	0	0	.000	0	.000	0	0 - 0
<b>TOTAL</b>		<b>21 - 0</b>	<b>362:10</b>	<b>1</b>	<b>1</b>	<b>3</b>	<b>6</b>	<b>.167</b>	<b>1</b>	<b>.167</b>	<b>0</b>	<b>0 - 0</b>

## Single Game Highs

Statistic	Value	
Points	2	vs Clemson 09/27/24
Goals	1	vs Clemson 09/27/24
Assists	1	vs UIC 10/22/24
Shots	2	vs Trine 10/01/24, vs UIC 10/22/24

## EGAN, Liam

SEASON	TEAM	GP-GS	Min.	G	A	Pts	Shot	Shot%	SOG	SOG%	GW	PK-Att
2022-23	ND	1 - 0	45:00	0	0	0	0	.000	0	.000	0	0 - 0
2024-25	ND	1 - 0	07:28	0	0	0	0	.000	0	.000	0	0 - 0
<b>TOTAL</b>		<b>2 - 0</b>	<b>52:28</b>	<b>0</b>	<b>0</b>	<b>0</b>	<b>0</b>	<b>.000</b>	<b>0</b>	<b>.000</b>	<b>0</b>	<b>0 - 0</b>

SEASON	TEAM	GP-GS	Minutes	GA	GAAvg	Saves	Save%	W	L	T	SHO/CBO
2022-23	ND	1 - 0	45:00	0	0	1	1.000	0	0	0	0/1
2024-25	ND	1 - 0	07:28	0	0	2	1.000	0	0	0	0/0
<b>TOTAL</b>		<b>2 - 0</b>	<b>52:28</b>	<b>0</b>	<b>0</b>	<b>3</b>	<b>1.000</b>	<b>0</b>	<b>0</b>	<b>0</b>	<b>0/1</b>

## Single Game Highs

Statistic	Value	
Saves	2	vs Chicago St. 09/20/24

## FERGUSON, Mitch

SEASON	TEAM	GP-GS	Min.	G	A	Pts	Shot	Shot%	SOG	SOG%	GW	PK-Att
2022-23	ND	17 - 5	932:08	1	2	4	9	.111	3	.333	0	0 - 0
2023-24	ND	17 - 16	1348:60	0	2	2	6	.000	2	.333	0	0 - 0
2024-25	ND	16 - 16	1391:33	2	3	7	9	.222	4	.444	0	0 - 0
2025-26	ND	9 - 9	810:00	4	0	8	8	.500	5	.625	2	0 - 0
<b>TOTAL</b>		<b>59 - 46</b>	<b>4482:41</b>	<b>7</b>	<b>7</b>	<b>21</b>	<b>32</b>	<b>.219</b>	<b>14</b>	<b>.438</b>	<b>2</b>	<b>0 - 0</b>

## Single Game Highs

Statistic	Value	
Points	6	vs Wright St. 09/23/25
Goals	3	vs Wright St. 09/23/25



## 2025 CAREER STATISTICS

## FLANAGAN, Jack

SEASON	TEAM	GP-GS	Min.	G	A	Pts	Shot	Shot%	SOG	SOG%	GW	PK-Att
2024-25	ND	17 - 16	1006:40	4	1	9	22	.182	8	.364	1	0 - 0
2025-26	ND	9 - 0	250:12	0	1	1	6	.000	4	.667	0	0 - 0
<b>TOTAL</b>		<b>26 - 16</b>	<b>1256:52</b>	<b>4</b>	<b>2</b>	<b>10</b>	<b>28</b>	<b>.143</b>	<b>12</b>	<b>.429</b>	<b>1</b>	<b>0 - 0</b>

## Single Game Highs

Statistic	Value	
Points	4	vs Chicago St. 09/20/24
Goals	2	vs Chicago St. 09/20/24
Assists	1	vs Detroit Mercy 09/24/24, vs Louisville 09/19/25
Shots	3	vs Chicago St. 09/20/24, vs IU Indy 08/24/25, at Stanford 11/06/24

## GREEN, Sebastian

SEASON	TEAM	GP-GS	Min.	G	A	Pts	Shot	Shot%	SOG	SOG%	GW	PK-Att
2022-23	ND	17 - 5	686:05	1	0	2	4	.250	2	.500	0	0 - 0
2023-24	ND	20 - 6	811:15	0	0	0	8	.000	1	.125	0	0 - 0
2024-25	ND	15 - 11	987:45	2	3	7	13	.154	3	.231	0	0 - 0
2025-26	ND	5 - 5	417:49	0	0	0	2	.000	0	.000	0	0 - 0
<b>TOTAL</b>		<b>57 - 27</b>	<b>2902:54</b>	<b>3</b>	<b>3</b>	<b>9</b>	<b>27</b>	<b>.111</b>	<b>6</b>	<b>.222</b>	<b>0</b>	<b>0 - 0</b>

## Single Game Highs

Statistic	Value	
Points	4	vs UIC 10/22/24
Goals	2	vs UIC 10/22/24
Assists	3	vs Chicago St. 09/20/24
Shots	3	vs Michigan 10/08/24, vs UIC 10/22/24

## HILDEN, Brady

SEASON	TEAM	GP-GS	Min.	G	A	Pts	Shot	Shot%	SOG	SOG%	GW	PK-Att
2025-26	ND	6 - 1	104:44	0	0	0	2	.000	0	.000	0	0 - 0
<b>TOTAL</b>		<b>6 - 1</b>	<b>104:44</b>	<b>0</b>	<b>0</b>	<b>0</b>	<b>2</b>	<b>.000</b>	<b>0</b>	<b>.000</b>	<b>0</b>	<b>0 - 0</b>

## Single Game Highs

Statistic	Value	
Shots	2	vs IU Indy 08/24/25



## 2025 CAREER STATISTICS

## KELLY, Blake

SEASON	TEAM	GP-GS	Min.	G	A	Pts	Shot	Shot%	SOG	SOG%	GW	PK-Att
2024-25	ND	12 - 12	1072:32	0	0	0	0	.000	0	.000	0	0 - 0
2025-26	ND	9 - 9	810:00	0	0	0	0	.000	0	.000	0	0 - 0
<b>TOTAL</b>		<b>21 - 21</b>	<b>1882:32</b>	<b>0</b>	<b>0</b>	<b>0</b>	<b>0</b>	<b>.000</b>	<b>0</b>	<b>.000</b>	<b>0</b>	<b>0 - 0</b>

SEASON	TEAM	GP-GS	Minutes	GA	GAAvg	Saves	Save%	W	L	T	SHO/CBO
2024-25	ND	12 - 12	1072:32	14	1.18	26	.650	4	3	5	0/0
2025-26	ND	9 - 9	810:00	7	0.78	32	.821	5	2	2	4/0
<b>TOTAL</b>		<b>21 - 21</b>	<b>1882:32</b>	<b>21</b>	<b>1.01</b>	<b>58</b>	<b>.734</b>	<b>9</b>	<b>5</b>	<b>7</b>	<b>4/0</b>

## Single Game Highs

Statistic	Value
Saves	8 at Indiana 08/29/24

## LEWIS, Wyatt

SEASON	TEAM	GP-GS	Min.	G	A	Pts	Shot	Shot%	SOG	SOG%	GW	PK-Att
2023-24	ND	20 - 4	939:12	1	3	5	13	.077	4	.308	1	0 - 0
2024-25	ND	17 - 14	1285:01	2	1	5	15	.133	6	.400	0	0 - 0
2025-26	ND	9 - 9	795:21	0	0	0	3	.000	2	.667	0	0 - 0
<b>TOTAL</b>		<b>46 - 27</b>	<b>3019:35</b>	<b>3</b>	<b>4</b>	<b>10</b>	<b>31</b>	<b>.097</b>	<b>12</b>	<b>.387</b>	<b>1</b>	<b>0 - 0</b>

## Single Game Highs

Statistic	Value
Points	4 vs UIC 10/22/24
Goals	2 vs UIC 10/22/24
Assists	2 vs Pittsburgh 10/27/23
Shots	3 vs Detroit Mercy 09/24/24, vs UIC 10/22/24

## MCDOWD, Sean

SEASON	TEAM	GP-GS	Min.	G	A	Pts	Shot	Shot%	SOG	SOG%	GW	PK-Att
2023-24	ND	11 - 2	273:47	0	1	1	2	.000	0	.000	0	0 - 0
2024-25	ND	11 - 2	287:21	0	0	0	1	.000	0	.000	0	0 - 0
2025-26	ND	8 - 5	427:58	0	0	0	2	.000	1	.500	0	0 - 0
<b>TOTAL</b>		<b>30 - 9</b>	<b>989:06</b>	<b>0</b>	<b>1</b>	<b>1</b>	<b>5</b>	<b>.000</b>	<b>1</b>	<b>.200</b>	<b>0</b>	<b>0 - 0</b>

## Single Game Highs

Statistic	Value
Points	1 vs Oberlin 10/10/23

## 2025 CAREER STATISTICS

## OCHOA, Diego

SEASON	TEAM	GP-GS	Min.	G	A	Pts	Shot	Shot%	SOG	SOG%	GW	PK-Att
2021-22	BC	10 - 6	516:51	0	1	1	1	.000	0	.000	0	0 - 0
2022-23	BC	14 - 14	1232:23	1	1	3	11	.091	5	.455	0	0 - 0
2023-24	BC	13 - 13	1063:08	0	1	1	4	.000	1	.250	0	0 - 0
2024-25	BC	7 - 1	179:45	1	0	2	5	.200	1	.200	0	0 - 0
2025-26	ND	9 - 9	810:00	1	1	3	4	.250	4	1.000	0	0 - 0
<b>TOTAL FOR ND</b>		<b>9 - 9</b>	<b>810:00</b>	<b>1</b>	<b>1</b>	<b>3</b>	<b>4</b>	<b>.250</b>	<b>4</b>	<b>1.000</b>	<b>0</b>	<b>0 - 0</b>
<b>TOTAL</b>		<b>53 - 43</b>	<b>3802:07</b>	<b>3</b>	<b>4</b>	<b>10</b>	<b>25</b>	<b>.120</b>	<b>11</b>	<b>.440</b>	<b>0</b>	<b>0 - 0</b>

## Single Game Highs

Statistic	Value	
Points	2	at Boston U. 09/24/24, at Michigan 08/21/25, vs Quinnipiac 08/25/22
Goals	1	at Boston U. 09/24/24, at Michigan 08/21/25, vs Quinnipiac 08/25/22
Assists	1	4 times
Shots	3	vs Siena 09/06/22, vs Suffolk 10/02/23, vs Quinnipiac 08/25/22

## ROSIN, Alex

SEASON	TEAM	GP-GS	Min.	G	A	Pts	Shot	Shot%	SOG	SOG%	GW	PK-Att
2025-26	ND	8 - 4	426:31	0	3	3	3	.000	0	.000	0	0 - 0
<b>TOTAL</b>		<b>8 - 4</b>	<b>426:31</b>	<b>0</b>	<b>3</b>	<b>3</b>	<b>3</b>	<b>.000</b>	<b>0</b>	<b>.000</b>	<b>0</b>	<b>0 - 0</b>

## Single Game Highs

Statistic	Value	
Points	2	vs Omaha 09/16/25
Assists	2	vs Omaha 09/16/25
Shots	2	vs Wright St. 09/23/25

## ROSS, Jack

SEASON	TEAM	GP-GS	Min.	G	A	Pts	Shot	Shot%	SOG	SOG%	GW	PK-Att
2024-25	ND	2 - 0	78:06	0	0	0	0	.000	0	.000	0	0 - 0
<b>TOTAL</b>		<b>2 - 0</b>	<b>78:06</b>	<b>0</b>	<b>0</b>	<b>0</b>	<b>0</b>	<b>.000</b>	<b>0</b>	<b>.000</b>	<b>0</b>	<b>0 - 0</b>



## 2025 CAREER STATISTICS

## SCHROEDER, Will

SEASON	TEAM	GP-GS	Min.	G	A	Pts	Shot	Shot%	SOG	SOG%	GW	PK-Att
2024-25	ND	16 - 1	390:38	0	0	0	6	.000	2	.333	0	0 - 0
2025-26	ND	7 - 4	447:54	0	0	0	2	.000	1	.500	0	0 - 0
<b>TOTAL</b>		<b>23 - 5</b>	<b>838:32</b>	<b>0</b>	<b>0</b>	<b>0</b>	<b>8</b>	<b>.000</b>	<b>3</b>	<b>.375</b>	<b>0</b>	<b>0 - 0</b>

## Single Game Highs

Statistic	Value
Shots	3 vs Michigan 10/08/24

## SHAUL, Ian

SEASON	TEAM	GP-GS	Min.	G	A	Pts	Shot	Shot%	SOG	SOG%	GW	PK-Att
2024-25	ND	16 - 6	701:20	1	3	5	9	.111	3	.333	1	0 - 0
2025-26	ND	9 - 9	650:11	0	2	2	3	.000	1	.333	0	0 - 0
<b>TOTAL</b>		<b>25 - 15</b>	<b>1351:31</b>	<b>1</b>	<b>5</b>	<b>7</b>	<b>12</b>	<b>.083</b>	<b>4</b>	<b>.333</b>	<b>1</b>	<b>0 - 0</b>

## Single Game Highs

Statistic	Value
Points	2 vs Chicago St. 09/20/24, vs Trine 10/01/24
Goals	1 vs Trine 10/01/24
Assists	2 vs Chicago St. 09/20/24
Shots	2 vs Duquesne 09/10/24, vs Stanford 09/14/24, vs Trine 10/01/24

## SPICER, Nolan

SEASON	TEAM	GP-GS	Min.	G	A	Pts	Shot	Shot%	SOG	SOG%	GW	PK-Att
2023-24	ND	20 - 6	869:19	1	4	6	10	.100	5	.500	0	0 - 0
2024-25	ND	17 - 13	1003:33	3	2	8	17	.176	10	.588	0	0 - 0
2025-26	ND	9 - 9	646:45	1	4	6	9	.111	1	.111	0	0 - 0
<b>TOTAL</b>		<b>46 - 28</b>	<b>2519:37</b>	<b>5</b>	<b>10</b>	<b>20</b>	<b>36</b>	<b>.139</b>	<b>16</b>	<b>.444</b>	<b>0</b>	<b>0 - 0</b>

## Single Game Highs

Statistic	Value
Points	2 7 times
Goals	1 5 times
Assists	2 vs Pittsburgh 10/27/23, at Pittsburgh 09/12/25
Shots	3 vs Duquesne 09/10/24, vs Detroit Mercy 09/24/24, vs Louisville 09/19/25

## 2025 CAREER STATISTICS

## SYLVESTER, Ren

SEASON	TEAM	GP-GS	Min.	G	A	Pts	Shot	Shot%	SOG	SOG%	GW	PK-Att
2025-26	ND	6 - 0	96:29	1	0	2	3	.333	2	.667	0	0 - 0
<b>TOTAL</b>		<b>6 - 0</b>	<b>96:29</b>	<b>1</b>	<b>0</b>	<b>2</b>	<b>3</b>	<b>.333</b>	<b>2</b>	<b>.667</b>	<b>0</b>	<b>0 - 0</b>

## Single Game Highs

Statistic	Value	
Points	2	vs Louisville 09/19/25
Goals	1	vs Louisville 09/19/25
Shots	2	vs Wright St. 09/23/25

## ZIMMERMANN, Nate

SEASON	TEAM	GP-GS	Min.	G	A	Pts	Shot	Shot%	SOG	SOG%	GW	PK-Att
2023-24	ND	5 - 0	92:37	1	0	2	2	.500	1	.500	0	0 - 0
2024-25	ND	3 - 0	52:27	0	1	1	1	.000	0	.000	0	0 - 0
2025-26	ND	9 - 2	181:14	0	0	0	3	.000	1	.333	0	0 - 0
<b>TOTAL</b>		<b>17 - 2</b>	<b>326:18</b>	<b>1</b>	<b>1</b>	<b>3</b>	<b>6</b>	<b>.167</b>	<b>2</b>	<b>.333</b>	<b>0</b>	<b>0 - 0</b>

## Single Game Highs

Statistic	Value	
Points	2	vs Oberlin 10/10/23
Goals	1	vs Oberlin 10/10/23
Assists	1	vs Trine 10/01/24
Shots	2	vs Oberlin 10/10/23

## VON THUN, Martin

SEASON	TEAM	GP-GS	Min.	G	A	Pts	Shot	Shot%	SOG	SOG%	GW	PK-Att
2025-26	ND	7 - 0	104:23	1	0	2	3	.333	2	.667	0	0 - 0
<b>TOTAL</b>		<b>7 - 0</b>	<b>104:23</b>	<b>1</b>	<b>0</b>	<b>2</b>	<b>3</b>	<b>.333</b>	<b>2</b>	<b>.667</b>	<b>0</b>	<b>0 - 0</b>

## Single Game Highs

Statistic	Value	
Points	2	vs Omaha 09/16/25
Goals	1	vs Omaha 09/16/25
Shots	1	vs Oregon St. 08/28/25, vs Omaha 09/16/25, vs Louisville 09/19/25

## 2025 INDIVIDUAL GAME-BY-GAME

## #1 KELLY, Blake

Date	Opponent	SCORE	GP	GS	G	A	PTS	SH	SH%	SOG	SOG%	GW	PK-ATT	YC	RC	MIN
08/21/2025	at Michigan	1-1	*	*	0	0	0	0	.000	0	.000	0	0-0	0	0	90
08/24/2025	IU Indy	0-0	*	*	0	0	0	0	.000	0	.000	0	0-0	0	0	90
08/28/2025	Oregon St.	1-0	*	*	0	0	0	0	.000	0	.000	0	0-0	0	0	90
09/07/2025	Indiana	0-1	*	*	0	0	0	0	.000	0	.000	0	0-0	0	0	90
09/12/2025	at Pittsburgh	2-0	*	*	0	0	0	0	.000	0	.000	0	0-0	0	0	90
09/16/2025	Omaha	3-1	*	*	0	0	0	0	.000	0	.000	0	0-0	0	0	90
09/19/2025	Louisville	3-0	*	*	0	0	0	0	.000	0	.000	0	0-0	0	0	90
09/23/2025	Wright St.	3-2	*	*	0	0	0	0	.000	0	.000	0	0-0	0	0	90
09/27/2025	SMU	0-2	*	*	0	0	0	0	.000	0	.000	0	0-0	0	0	90
<b>Totals</b>		<b>13-7</b>	<b>9</b>	<b>9</b>	<b>0</b>	<b>0</b>	<b>0</b>	<b>0</b>	<b>.000</b>	<b>0</b>	<b>.000</b>	<b>0</b>	<b>0-0</b>	<b>0</b>	<b>0</b>	<b>810</b>

## Player Averages

Games Played	Shots per game	Assists per game	Goals per game	Points per game
9	0.00	0.00	0.00	0.00

Date	Opponent	SCORE	GP	GS	Minutes	GA	GA AVG	Saves	Save%	W	L	T	SHO/CBO
08/21/2025	at Michigan	1-1	*	*	90:00	1	1.00	3	.750	0	0	1	0/0
08/24/2025	IU Indy	0-0	*	*	90:00	0	0.00	4	1.000	0	0	2	1/0
08/28/2025	Oregon St.	1-0	*	*	90:00	0	0.00	7	1.000	1	0	2	1/0
09/07/2025	Indiana	0-1	*	*	90:00	1	1.00	3	.750	1	1	2	0/0
09/12/2025	at Pittsburgh	2-0	*	*	90:00	0	0.00	2	1.000	2	1	2	1/0
09/16/2025	Omaha	3-1	*	*	90:00	1	1.00	1	.500	3	1	2	0/0
09/19/2025	Louisville	3-0	*	*	90:00	0	0.00	6	1.000	4	1	2	1/0
09/23/2025	Wright St.	3-2	*	*	90:00	2	2.00	0	.000	5	1	2	0/0
09/27/2025	SMU	0-2	*	*	90:00	2	2.00	6	.750	5	2	2	0/0
<b>Totals</b>			<b>9</b>	<b>9</b>	<b>810:00</b>	<b>7</b>	<b>0.78</b>	<b>32</b>	<b>.821</b>	<b>5</b>	<b>2</b>	<b>2</b>	<b>4/0</b>

## 2025 INDIVIDUAL GAME-BY-GAME

## #2 FERGUSON, Mitch

Date	Opponent	SCORE	GP	GS	G	A	PTS	SH	SH%	SOG	SOG%	GW	PK-ATT	YC	RC	MIN
08/21/2025	at Michigan	1-1	*	*	0	0	0	0	.000	0	.000	0	0-0	1	0	90
08/24/2025	IU Indy	0-0	*	*	0	0	0	2	.000	1	.500	0	0-0	0	0	90
08/28/2025	Oregon St.	1-0	*	*	1	0	2	1	.333	1	.667	1	0-0	0	0	90
09/07/2025	Indiana	0-1	*	*	0	0	0	1	.250	0	.500	0	0-0	0	0	90
09/12/2025	at Pittsburgh	2-0	*	*	0	0	0	0	.250	0	.500	0	0-0	0	0	90
09/16/2025	Omaha	3-1	*	*	0	0	0	0	.250	0	.500	0	0-0	0	0	90
09/19/2025	Louisville	3-0	*	*	0	0	0	1	.200	0	.400	0	0-0	0	0	90
09/23/2025	Wright St.	3-2	*	*	3	0	6	3	.500	3	.625	1	0-0	0	0	90
09/27/2025	SMU	0-2	*	*	0	0	0	0	.500	0	.625	0	0-0	0	0	90
<b>Totals</b>		<b>13-7</b>	<b>9</b>	<b>9</b>	<b>4</b>	<b>0</b>	<b>8</b>	<b>8</b>	<b>.500</b>	<b>5</b>	<b>.625</b>	<b>2</b>	<b>0-0</b>	<b>1</b>	<b>0</b>	<b>810</b>

## Player Averages

Games Played	Shots per game	Assists per game	Goals per game	Points per game
9	0.89	0.00	0.44	0.89

## 2025 INDIVIDUAL GAME-BY-GAME

## #3 MCDOWD, Sean

Date	Opponent	SCORE	GP	GS	G	A	PTS	SH	SH%	SOG	SOG%	GW	PK-ATT	YC	RC	MIN
08/21/2025	at Michigan	1-1	*	*	0	0	0	0	.000	0	.000	0	0-0	0	0	56
08/24/2025	IU Indy	0-0	*	*	0	0	0	0	.000	0	.000	0	0-0	0	0	66
08/28/2025	Oregon St.	1-0	*	*	0	0	0	1	.000	1	1.000	0	0-0	0	0	90
09/07/2025	Indiana	0-1	*		0	0	0	0	.000	0	1.000	0	0-0	0	0	12
09/16/2025	Omaha	3-1	*		0	0	0	0	.000	0	1.000	0	0-0	0	0	6
09/19/2025	Louisville	3-0	*		0	0	0	0	.000	0	1.000	0	0-0	0	0	64
09/23/2025	Wright St.	3-2	*	*	0	0	0	1	.000	0	.500	0	0-0	0	0	77
09/27/2025	SMU	0-2	*	*	0	0	0	0	.000	0	.500	0	0-0	1	0	60
<b>Totals</b>		<b>11-7</b>	<b>8</b>	<b>5</b>	<b>0</b>	<b>0</b>	<b>0</b>	<b>2</b>	<b>.000</b>	<b>1</b>	<b>.500</b>	<b>0</b>	<b>0-0</b>	<b>1</b>	<b>0</b>	<b>428</b>

## Player Averages

Games Played	Shots per game	Assists per game	Goals per game	Points per game
8	0.25	0.00	0.00	0.00

## 2025 INDIVIDUAL GAME-BY-GAME

## FLANAGAN, Jack

SEASON	TEAM	GP-GS	Min.	G	A	Pts	Shot	Shot%	SOG	SOG%	GW	PK-Att
2024-25	ND	17 - 16	1006:40	4	1	9	22	.182	8	.364	1	0 - 0
2025-26	ND	9 - 0	250:12	0	1	1	6	.000	4	.667	0	0 - 0
<b>TOTAL</b>		<b>26 - 16</b>	<b>1256:52</b>	<b>4</b>	<b>2</b>	<b>10</b>	<b>28</b>	<b>.143</b>	<b>12</b>	<b>.429</b>	<b>1</b>	<b>0 - 0</b>

## Single Game Highs

Statistic	Value	
Points	4	vs Chicago St. 09/20/24
Goals	2	vs Chicago St. 09/20/24
Assists	1	vs Detroit Mercy 09/24/24, vs Louisville 09/19/25
Shots	3	vs Chicago St. 09/20/24, vs IU Indy 08/24/25, at Stanford 11/06/24

## GREEN, Sebastian

SEASON	TEAM	GP-GS	Min.	G	A	Pts	Shot	Shot%	SOG	SOG%	GW	PK-Att
2022-23	ND	17 - 5	686:05	1	0	2	4	.250	2	.500	0	0 - 0
2023-24	ND	20 - 6	811:15	0	0	0	8	.000	1	.125	0	0 - 0
2024-25	ND	15 - 11	987:45	2	3	7	13	.154	3	.231	0	0 - 0
2025-26	ND	5 - 5	417:49	0	0	0	2	.000	0	.000	0	0 - 0
<b>TOTAL</b>		<b>57 - 27</b>	<b>2902:54</b>	<b>3</b>	<b>3</b>	<b>9</b>	<b>27</b>	<b>.111</b>	<b>6</b>	<b>.222</b>	<b>0</b>	<b>0 - 0</b>

## Single Game Highs

Statistic	Value	
Points	4	vs UIC 10/22/24
Goals	2	vs UIC 10/22/24
Assists	3	vs Chicago St. 09/20/24
Shots	3	vs Michigan 10/08/24, vs UIC 10/22/24

## HILDEN, Brady

SEASON	TEAM	GP-GS	Min.	G	A	Pts	Shot	Shot%	SOG	SOG%	GW	PK-Att
2025-26	ND	6 - 1	104:44	0	0	0	2	.000	0	.000	0	0 - 0
<b>TOTAL</b>		<b>6 - 1</b>	<b>104:44</b>	<b>0</b>	<b>0</b>	<b>0</b>	<b>2</b>	<b>.000</b>	<b>0</b>	<b>.000</b>	<b>0</b>	<b>0 - 0</b>

## Single Game Highs

Statistic	Value	
Shots	2	vs IU Indy 08/24/25



2025 INDIVIDUAL GAME-BY-GAME

#7 ZIMMERMANN, Nate

Date	Opponent	SCORE	GP	GS	G	A	PTS	SH	SH%	SOG	SOG%	GW	PK-ATT	YC	RC	MIN
08/21/2025	at Michigan	1-1	*	*	0	0	0	0	.000	0	.000	0	0-0	0	0	52
08/24/2025	IU Indy	0-0	*		0	0	0	0	.000	0	.000	0	0-0	0	0	17
08/28/2025	Oregon St.	1-0	*	*	0	0	0	0	.000	0	.000	0	0-0	1	0	37
09/07/2025	Indiana	0-1	*		0	0	0	0	.000	0	.000	0	0-0	0	0	4
09/12/2025	at Pittsburgh	2-0	*		0	0	0	0	.000	0	.000	0	0-0	0	0	10
09/16/2025	Omaha	3-1	*		0	0	0	1	.000	1	1.000	0	0-0	0	0	16
09/19/2025	Louisville	3-0	*		0	0	0	0	.000	0	1.000	0	0-0	0	0	12
09/23/2025	Wright St.	3-2	*		0	0	0	1	.000	0	.500	0	0-0	0	0	17
09/27/2025	SMU	0-2	*		0	0	0	1	.000	0	.333	0	0-0	0	0	21
Totals		13-7	9	2	0	0	0	3	.000	1	.333	0	0-0	1	0	182

Player Averages

Games Played	Shots per game	Assists per game	Goals per game	Points per game
9	0.33	0.00	0.00	0.00

## 2025 INDIVIDUAL GAME-BY-GAME

## #8 BARTLETT, Nico

Date	Opponent	SCORE	GP	GS	G	A	PTS	SH	SH%	SOG	SOG%	GW	PK-ATT	YC	RC	MIN
08/21/2025	at Michigan	1-1	*		0	0	0	0	.000	0	.000	0	0-0	0	0	10
09/07/2025	Indiana	0-1	*		0	0	0	0	.000	0	.000	0	0-0	0	0	22
09/12/2025	at Pittsburgh	2-0	*		0	0	0	0	.000	0	.000	0	0-0	0	0	25
09/16/2025	Omaha	3-1	*		0	0	0	0	.000	0	.000	0	0-0	0	0	35
09/19/2025	Louisville	3-0	*		0	0	0	2	.000	1	.500	0	0-0	0	0	19
09/23/2025	Wright St.	3-2	*		0	0	0	0	.000	0	.500	0	0-0	0	0	25
09/27/2025	SMU	0-2	*		0	0	0	0	.000	0	.500	0	0-0	0	0	15
<b>Totals</b>		<b>12-7</b>	<b>7</b>	<b>0</b>	<b>0</b>	<b>0</b>	<b>0</b>	<b>2</b>	<b>.000</b>	<b>1</b>	<b>.500</b>	<b>0</b>	<b>0-0</b>	<b>0</b>	<b>0</b>	<b>148</b>

## Player Averages

Games Played	Shots per game	Assists per game	Goals per game	Points per game
7	0.29	0.00	0.00	0.00

## 2025 INDIVIDUAL GAME-BY-GAME

## #9 BORSO, Wyatt

Date	Opponent	SCORE	GP	GS	G	A	PTS	SH	SH%	SOG	SOG%	GW	PK-ATT	YC	RC	MIN
08/21/2025	at Michigan	1-1	*	*	0	0	0	0	.000	0	.000	0	0-0	1	0	79
08/24/2025	IU Indy	0-0	*	*	0	0	0	4	.000	1	.250	0	0-0	0	0	68
08/28/2025	Oregon St.	1-0	*	*	0	0	0	0	.000	0	.250	0	0-0	0	0	44
09/07/2025	Indiana	0-1	*	*	0	0	0	3	.000	1	.286	0	0-0	0	0	75
09/12/2025	at Pittsburgh	2-0	*	*	1	0	2	3	.100	1	.300	0	0-0	0	0	60
09/16/2025	Omaha	3-1	*	*	1	0	2	2	.167	1	.333	0	0-0	0	0	64
09/19/2025	Louisville	3-0	*	*	1	0	2	3	.200	1	.333	1	0-0	0	0	52
09/23/2025	Wright St.	3-2	*	*	0	0	0	2	.176	2	.412	0	0-0	0	0	55
09/27/2025	SMU	0-2	*	*	0	0	0	1	.167	1	.444	0	0-0	0	0	76
<b>Totals</b>		<b>13-7</b>	<b>9</b>	<b>9</b>	<b>3</b>	<b>0</b>	<b>6</b>	<b>18</b>	<b>.167</b>	<b>8</b>	<b>.444</b>	<b>1</b>	<b>0-0</b>	<b>1</b>	<b>0</b>	<b>568</b>

## Player Averages

Games Played	Shots per game	Assists per game	Goals per game	Points per game
9	2.00	0.00	0.33	0.67

2025 INDIVIDUAL GAME-BY-GAME

#10 BAFFOUR, Kk

Date	Opponent	SCORE	GP	GS	G	A	PTS	SH	SH%	SOG	SOG%	GW	PK-ATT	YC	RC	MIN
08/21/2025	at Michigan	1-1	*	*	0	0	0	1	.000	1	1.000	0	0-0	0	0	80
08/24/2025	IU Indy	0-0	*	*	0	0	0	1	.000	0	.500	0	0-0	0	0	82
08/28/2025	Oregon St.	1-0	*	*	0	1	1	0	.000	0	.500	0	0-0	0	0	66
09/07/2025	Indiana	0-1	*	*	0	0	0	5	.000	0	.143	0	0-0	0	0	87
09/12/2025	at Pittsburgh	2-0	*	*	0	0	0	2	.000	0	.111	0	0-0	0	0	81
09/16/2025	Omaha	3-1	*	*	0	1	1	0	.000	0	.111	0	0-0	0	0	56
09/19/2025	Louisville	3-0	*	*	0	0	0	2	.000	0	.091	0	0-0	0	0	72
09/23/2025	Wright St.	3-2	*	*	0	0	0	0	.000	0	.091	0	0-0	0	0	74
09/27/2025	SMU	0-2	*	*	0	0	0	2	.000	0	.077	0	0-0	0	0	80
Totals		13-7	9	9	0	2	2	13	.000	1	.077	0	0-0	0	0	675

Player Averages

Games Played	Shots per game	Assists per game	Goals per game	Points per game
9	1.44	0.22	0.00	0.22

2025 INDIVIDUAL GAME-BY-GAME

#11 FLANAGAN, Jack

Date	Opponent	SCORE	GP	GS	G	A	PTS	SH	SH%	SOG	SOG%	GW	PK-ATT	YC	RC	MIN
08/21/2025	at Michigan	1-1	*		0	0	0	0	.000	0	.000	0	0-0	1	0	30
08/24/2025	IU Indy	0-0	*		0	0	0	3	.000	2	.667	0	0-0	0	0	33
08/28/2025	Oregon St.	1-0	*		0	0	0	0	.000	0	.667	0	0-0	0	0	35
09/07/2025	Indiana	0-1	*		0	0	0	0	.000	0	.667	0	0-0	0	0	16
09/12/2025	at Pittsburgh	2-0	*		0	0	0	1	.000	1	.750	0	0-0	0	0	19
09/16/2025	Omaha	3-1	*		0	0	0	0	.000	0	.750	0	0-0	0	0	35
09/19/2025	Louisville	3-0	*		0	1	1	1	.000	1	.800	0	0-0	0	0	28
09/23/2025	Wright St.	3-2	*		0	0	0	1	.000	0	.667	0	0-0	0	0	32
09/27/2025	SMU	0-2	*		0	0	0	0	.000	0	.667	0	0-0	0	0	26
Totals		13-7	9	0	0	1	1	6	.000	4	.667	0	0-0	1	0	251

Player Averages

Games Played	Shots per game	Assists per game	Goals per game	Points per game
9	0.67	0.11	0.00	0.11

## 2025 INDIVIDUAL GAME-BY-GAME

## #13 VON THUN, Martin

Date	Opponent	SCORE	GP	GS	G	A	PTS	SH	SH%	SOG	SOG%	GW	PK-ATT	YC	RC	MIN
08/21/2025	at Michigan	1-1	*		0	0	0	0	.000	0	.000	0	0-0	0	0	11
08/28/2025	Oregon St.	1-0	*		0	0	0	1	.000	0	.000	0	0-0	0	0	25
09/12/2025	at Pittsburgh	2-0	*		0	0	0	0	.000	0	.000	0	0-0	0	0	16
09/16/2025	Omaha	3-1	*		1	0	2	1	.500	1	.500	0	0-0	0	0	12
09/19/2025	Louisville	3-0	*		0	0	0	1	.333	1	.667	0	0-0	0	0	21
09/23/2025	Wright St.	3-2	*		0	0	0	0	.333	0	.667	0	0-0	0	0	15
09/27/2025	SMU	0-2	*		0	0	0	0	.333	0	.667	0	0-0	1	1	8
Totals		13-6	7	0	1	0	2	3	.333	2	.667	0	0-0	1	1	105

## Player Averages

Games Played	Shots per game	Assists per game	Goals per game	Points per game
7	0.43	0.00	0.14	0.29



## 2025 INDIVIDUAL GAME-BY-GAME

## #14 SCHROEDER, Will

Date	Opponent	SCORE	GP	GS	G	A	PTS	SH	SH%	SOG	SOG%	GW	PK-ATT	YC	RC	MIN
08/21/2025	at Michigan	1-1	*		0	0	0	0	.000	0	.000	0	0-0	0	0	46
08/24/2025	IU Indy	0-0	*		0	0	0	0	.000	0	.000	0	0-0	0	0	62
08/28/2025	Oregon St.	1-0	*		0	0	0	0	.000	0	.000	0	0-0	0	0	46
09/07/2025	Indiana	0-1	*	*	0	0	0	1	.000	1	1.000	0	0-0	0	0	90
09/12/2025	at Pittsburgh	2-0	*	*	0	0	0	0	.000	0	1.000	0	0-0	0	0	90
09/16/2025	Omaha	3-1	*	*	0	0	0	1	.000	0	.500	0	0-0	0	0	90
09/19/2025	Louisville	3-0	*	*	0	0	0	0	.000	0	.500	0	0-0	0	0	27
Totals		10-3	7	4	0	0	0	2	.000	1	.500	0	0-0	0	0	448

## Player Averages

Games Played	Shots per game	Assists per game	Goals per game	Points per game
7	0.29	0.00	0.00	0.00

## 2025 INDIVIDUAL GAME-BY-GAME

## #15 SHAUL, Ian

Date	Opponent	SCORE	GP	GS	G	A	PTS	SH	SH%	SOG	SOG%	GW	PK-ATT	YC	RC	MIN
08/21/2025	at Michigan	1-1	*	*	0	1	1	0	.000	0	.000	0	0-0	0	0	67
08/24/2025	IU Indy	0-0	*	*	0	0	0	1	.000	0	.000	0	0-0	0	0	54
08/28/2025	Oregon St.	1-0	*	*	0	0	0	0	.000	0	.000	0	0-0	0	0	52
09/07/2025	Indiana	0-1	*	*	0	0	0	0	.000	0	.000	0	0-0	0	0	79
09/12/2025	at Pittsburgh	2-0	*	*	0	0	0	0	.000	0	.000	0	0-0	0	0	90
09/16/2025	Omaha	3-1	*	*	0	0	0	0	.000	0	.000	0	0-0	0	0	90
09/19/2025	Louisville	3-0	*	*	0	1	1	1	.000	1	.500	0	0-0	0	0	79
09/23/2025	Wright St.	3-2	*	*	0	0	0	0	.000	0	.500	0	0-0	1	0	63
09/27/2025	SMU	0-2	*	*	0	0	0	1	.000	0	.333	0	0-0	0	0	80
<b>Totals</b>		<b>13-7</b>	<b>9</b>	<b>9</b>	<b>0</b>	<b>2</b>	<b>2</b>	<b>3</b>	<b>.000</b>	<b>1</b>	<b>.333</b>	<b>0</b>	<b>0-0</b>	<b>1</b>	<b>0</b>	<b>651</b>

## Player Averages

Games Played	Shots per game	Assists per game	Goals per game	Points per game
9	0.33	0.22	0.00	0.22

## 2025 INDIVIDUAL GAME-BY-GAME

## #17 ROSIN, Alex

Date	Opponent	SCORE	GP	GS	G	A	PTS	SH	SH%	SOG	SOG%	GW	PK-ATT	YC	RC	MIN
08/21/2025	at Michigan	1-1	*		0	0	0	0	.000	0	.000	0	0-0	0	0	38
08/24/2025	IU Indy	0-0	*		0	0	0	0	.000	0	.000	0	0-0	1	0	24
08/28/2025	Oregon St.	1-0	*		0	0	0	0	.000	0	.000	0	0-0	0	0	18
09/12/2025	at Pittsburgh	2-0	*		0	0	0	0	.000	0	.000	0	0-0	0	0	9
09/16/2025	Omaha	3-1	*	*	0	2	2	0	.000	0	.000	0	0-0	0	0	85
09/19/2025	Louisville	3-0	*	*	0	0	0	0	.000	0	.000	0	0-0	0	0	90
09/23/2025	Wright St.	3-2	*	*	0	1	1	2	.000	0	.000	0	0-0	0	0	90
09/27/2025	SMU	0-2	*	*	0	0	0	1	.000	0	.000	0	0-0	0	0	76
<b>Totals</b>		<b>13-6</b>	<b>8</b>	<b>4</b>	<b>0</b>	<b>3</b>	<b>3</b>	<b>3</b>	<b>.000</b>	<b>0</b>	<b>.000</b>	<b>0</b>	<b>0-0</b>	<b>1</b>	<b>0</b>	<b>427</b>

## Player Averages

Games Played	Shots per game	Assists per game	Goals per game	Points per game
8	0.38	0.38	0.00	0.38

## 2025 INDIVIDUAL GAME-BY-GAME

## #18 OCHOA, Diego

Date	Opponent	SCORE	GP	GS	G	A	PTS	SH	SH%	SOG	SOG%	GW	PK-ATT	YC	RC	MIN
08/21/2025	at Michigan	1-1	*	*	1	0	2	1	1.000	1	1.000	0	0-0	0	0	90
08/24/2025	IU Indy	0-0	*	*	0	0	0	1	.500	1	1.000	0	0-0	0	0	90
08/28/2025	Oregon St.	1-0	*	*	0	0	0	0	.500	0	1.000	0	0-0	0	0	90
09/07/2025	Indiana	0-1	*	*	0	0	0	0	.500	0	1.000	0	0-0	0	0	90
09/12/2025	at Pittsburgh	2-0	*	*	0	0	0	0	.500	0	1.000	0	0-0	0	0	90
09/16/2025	Omaha	3-1	*	*	0	0	0	1	.333	1	1.000	0	0-0	0	0	90
09/19/2025	Louisville	3-0	*	*	0	0	0	0	.333	0	1.000	0	0-0	0	0	90
09/23/2025	Wright St.	3-2	*	*	0	1	1	1	.250	1	1.000	0	0-0	0	0	90
09/27/2025	SMU	0-2	*	*	0	0	0	0	.250	0	1.000	0	0-0	0	0	90
<b>Totals</b>		<b>13-7</b>	<b>9</b>	<b>9</b>	<b>1</b>	<b>1</b>	<b>3</b>	<b>4</b>	<b>.250</b>	<b>4</b>	<b>1.000</b>	<b>0</b>	<b>0-0</b>	<b>0</b>	<b>0</b>	<b>810</b>

## Player Averages

Games Played	Shots per game	Assists per game	Goals per game	Points per game
9	0.44	0.11	0.11	0.33

## 2025 INDIVIDUAL GAME-BY-GAME

## #19 SYLVESTER, Ren

Date	Opponent	SCORE	GP	GS	G	A	PTS	SH	SH%	SOG	SOG%	GW	PK-ATT	YC	RC	MIN
08/21/2025	at Michigan	1-1	*		0	0	0	0	.000	0	.000	0	0-0	0	0	3
08/24/2025	IU Indy	0-0	*		0	0	0	0	.000	0	.000	0	0-0	0	0	9
09/12/2025	at Pittsburgh	2-0	*		0	0	0	0	.000	0	.000	0	0-0	0	0	15
09/16/2025	Omaha	3-1	*		0	0	0	0	.000	0	.000	0	0-0	0	0	27
09/19/2025	Louisville	3-0	*		1	0	2	1	1.000	1	1.000	0	0-0	0	0	10
09/23/2025	Wright St.	3-2	*		0	0	0	2	.333	1	.667	0	0-0	0	0	36
<b>Totals</b>		<b>12-4</b>	<b>6</b>	<b>0</b>	<b>1</b>	<b>0</b>	<b>2</b>	<b>3</b>	<b>.333</b>	<b>2</b>	<b>.667</b>	<b>0</b>	<b>0-0</b>	<b>0</b>	<b>0</b>	<b>97</b>

## Player Averages

Games Played	Shots per game	Assists per game	Goals per game	Points per game
6	0.50	0.00	0.17	0.33

2025 INDIVIDUAL GAME-BY-GAME

#20 HILDEN, Brady

Date	Opponent	SCORE	GP	GS	G	A	PTS	SH	SH%	SOG	SOG%	GW	PK-ATT	YC	RC	MIN
08/21/2025	at Michigan	1-1	*		0	0	0	0	.000	0	.000	0	0-0	0	0	6
08/24/2025	IU Indy	0-0	*	*	0	0	0	2	.000	0	.000	0	0-0	0	0	49
08/28/2025	Oregon St.	1-0	*		0	0	0	0	.000	0	.000	0	0-0	0	0	30
09/07/2025	Indiana	0-1	*		0	0	0	0	.000	0	.000	0	0-0	0	0	12
09/16/2025	Omaha	3-1	*		0	0	0	0	.000	0	.000	0	0-0	0	0	6
09/23/2025	Wright St.	3-2	*		0	0	0	0	.000	0	.000	0	0-0	0	0	5
Totals		8-5	6	1	0	0	0	2	.000	0	.000	0	0-0	0	0	105

Player Averages

Games Played	Shots per game	Assists per game	Goals per game	Points per game
6	0.33	0.00	0.00	0.00





2025 INDIVIDUAL GAME-BY-GAME

#21 BAQUERO, Karson

Date	Opponent	SCORE	GP	GS	G	A	PTS	SH	SH%	SOG	SOG%	GW	PK-ATT	YC	RC	MIN
09/19/2025	Louisville	3-0	*		0	0	0	0	.000	0	.000	0	0-0	0	0	12
09/23/2025	Wright St.	3-2	*		0	0	0	1	.000	0	.000	0	0-0	0	0	41
09/27/2025	SMU	0-2	*		0	0	0	0	.000	0	.000	0	0-0	0	0	45
Totals		6-4	3	0	0	0	0	1	.000	0	.000	0	0-0	0	0	98

Player Averages

Games Played	Shots per game	Assists per game	Goals per game	Points per game
3	0.33	0.00	0.00	0.00



2025 INDIVIDUAL GAME-BY-GAME

#22 SPICER, Nolan

Date	Opponent	SCORE	GP	GS	G	A	PTS	SH	SH%	SOG	SOG%	GW	PK-ATT	YC	RC	MIN
08/21/2025	at Michigan	1-1	*	*	0	0	0	1	.000	0	.000	0	0-0	0	0	71
08/24/2025	IU Indy	0-0	*	*	0	0	0	0	.000	0	.000	0	0-0	0	0	82
08/28/2025	Oregon St.	1-0	*	*	0	0	0	0	.000	0	.000	0	0-0	0	0	73
09/07/2025	Indiana	0-1	*	*	0	0	0	1	.000	0	.000	0	0-0	0	0	79
09/12/2025	at Pittsburgh	2-0	*	*	0	2	2	0	.000	0	.000	0	0-0	0	0	72
09/16/2025	Omaha	3-1	*	*	0	1	1	2	.000	0	.000	0	0-0	0	0	70
09/19/2025	Louisville	3-0	*	*	1	0	2	3	.143	1	.143	0	0-0	0	0	70
09/23/2025	Wright St.	3-2	*	*	0	1	1	1	.125	0	.125	0	0-0	0	0	55
09/27/2025	SMU	0-2	*	*	0	0	0	1	.111	0	.111	0	0-0	0	0	80
Totals		13-7	9	9	1	4	6	9	.111	1	.111	0	0-0	0	0	647

Player Averages

Games Played	Shots per game	Assists per game	Goals per game	Points per game
9	1.00	0.44	0.11	0.67



2025 INDIVIDUAL GAME-BY-GAME

#23 DUNPHY, Stevie

Date	Opponent	SCORE	GP	GS	G	A	PTS	SH	SH%	SOG	SOG%	GW	PK-ATT	YC	RC	MIN
08/24/2025	IU Indy	0-0	*		0	0	0	0	.000	0	.000	0	0-0	0	0	23
08/28/2025	Oregon St.	1-0	*		0	0	0	0	.000	0	.000	0	0-0	0	0	30
09/07/2025	Indiana	0-1	*		0	0	0	0	.000	0	.000	0	0-0	0	0	16
09/12/2025	at Pittsburgh	2-0	*		0	0	0	0	.000	0	.000	0	0-0	0	0	16
09/19/2025	Louisville	3-0	*		0	0	0	0	.000	0	.000	0	0-0	0	0	19
09/27/2025	SMU	0-2	*		0	0	0	0	.000	0	.000	0	0-0	0	0	15
Totals		6-3	6	0	0	0	0	0	.000	0	.000	0	0-0	0	0	117

Player Averages

Games Played	Shots per game	Assists per game	Goals per game	Points per game
6	0.00	0.00	0.00	0.00



2025 INDIVIDUAL GAME-BY-GAME

#24 GREEN, Sebastian

Date	Opponent	SCORE	GP	GS	G	A	PTS	SH	SH%	SOG	SOG%	GW	PK-ATT	YC	RC	MIN
08/21/2025	at Michigan	1-1	*	*	0	0	0	1	.000	0	.000	0	0-0	0	0	90
08/24/2025	IU Indy	0-0	*	*	0	0	0	0	.000	0	.000	0	0-0	0	0	67
08/28/2025	Oregon St.	1-0	*	*	0	0	0	0	.000	0	.000	0	0-0	0	0	90
09/07/2025	Indiana	0-1	*	*	0	0	0	1	.000	0	.000	0	0-0	0	0	90
09/12/2025	at Pittsburgh	2-0	*	*	0	0	0	0	.000	0	.000	0	0-0	0	0	82
Totals		4-2	5	5	0	0	0	2	.000	0	.000	0	0-0	0	0	418

Player Averages

Games Played	Shots per game	Assists per game	Goals per game	Points per game
5	0.40	0.00	0.00	0.00



2025 INDIVIDUAL GAME-BY-GAME

#27 BURTON, Luke

Date	Opponent	SCORE	GP	GS	G	A	PTS	SH	SH%	SOG	SOG%	GW	PK-ATT	YC	RC	MIN
09/07/2025	Indiana	0-1	*	*	0	0	0	1	.000	0	.000	0	0-0	0	0	54
09/12/2025	at Pittsburgh	2-0	*	*	1	0	2	2	.333	2	.667	1	0-0	0	0	50
09/16/2025	Omaha	3-1	*	*	1	0	2	5	.250	1	.375	1	0-0	1	0	45
09/19/2025	Louisville	3-0	*	*	0	1	1	3	.182	1	.364	0	0-0	0	0	63
09/23/2025	Wright St.	3-2	*	*	0	1	1	0	.182	0	.364	0	0-0	0	0	51
09/27/2025	SMU	0-2	*	*	0	0	0	2	.154	1	.385	0	0-0	0	0	61
Totals		11-6	6	6	2	2	6	13	.154	5	.385	2	0-0	1	0	321

Player Averages

Games Played	Shots per game	Assists per game	Goals per game	Points per game
6	2.17	0.33	0.33	1.00



# 2025 NOTRE DAME MEN'S SOCCER BROADCAST ROSTER



**#0 Cole Kowalski**  
Fr. • GK • Elkhorn, Wisconsin



**#1 Blake Kelly**  
So. • GK • Holt, Michigan




**#2 Mitch Ferguson**  
Sr. • D • Glen Carbon, Illinois



**#3 Sean McDowd**  
Jr. • D • Lake Oswego, Oregon




**#4 Jack Ross**  
Jr. • D • Naples, Florida



**#6 Wyatt Lewis**  
Sr. • M • St. Louis, Missouri



**#7 Nate Zimmermann**  
Jr. • F • Mendham, New Jersey



**#8 Nico Bartlett**  
Jr. • M • Bloomington, Illinois



**#9 Wyatt Borso**  
Sr. • F • Aurora, Illinois



**#10 KK Baffour**  
Sr. • M • Southport, CT/Kumasi, Ghana



**#11 Jack Flanagan**  
Jr. • F • Rancho Palos Verdes, California



**#12 Daniel Boateng**  
Sr. • M • Carpinteria, CA/Accra, Ghana




**#13 Martin Von Thun**  
GS • D • Grimm, Germany



**#14 Will Schroeder**  
So. • M • Inverness, Illinois



**#15 Ian Shaul**  
So. • M • North Saint Paul, Minnesota



**#16 Leo Brummell**  
Jr. • M • Highlands Ranch, Colorado



**#17 Alex Rosin**  
Fr. • D • Rochester Hills, Michigan



**#18 Diego Ochoa**  
GS • D • Alexandria, Virginia




**#19 Ren Sylvester**  
Fr. • F • Ann Arbor, Michigan



**#20 Brady Hilden**  
So. • D/M • Reno, Nevada



**#21 Karson Baquero**  
Fr. • M • Montgomery, Texas



**#22 Nolan Spicer**  
Jr. • M • Bay Village, Ohio



**#23 Stevie Dunphy**  
So. • F • Carlsbad, California



**#24 Sebastian Green**  
Sr. • M/D • Monterey, California



**#26 Diego Green**  
Fr. • M • Las Vegas, Nevada




**#27 Luke Burton**  
Fr. • F • San Francisco, California



**#30 Liam Egan**  
GS • GK • Louisville, Kentucky



**Chad Riley**  
Head Coach



**Mike Graczyk**  
Assistant Coach



**Jeff Rowland**  
Assistant Coach