

PURDUE

FOOTBALL

HARD. SMART. TOUGH.

ON THE AIR

TV: NBC

Play-by-Play: Dan Hicks, Analyst: Jason Garrett
Sideline: Zora Stephenson

RADIO: PURDUE GLOBAL RADIO NETWORK

Flagship Station: 96.5 FM WAZY, SiriusXM: Channel 85
Play-by-Play: Tim Newton, Analyst: Mark Herrmann
Producer: Rob Blackman, Sideline: Kelly Kitchel

2025 SCHEDULE

	vs. BALL STATE Aug. 30 West Lafayette, Ind. Barry Odom 19th Purdue coach to win debut.	Win 31-0
	vs. SOUTHERN ILLINOIS Sept. 6 West Lafayette, Ind. Devin Mockobee runs for 126 and two scores	Win 34-17
	vs. USC Sept. 13 West Lafayette, Ind. Game started 3:05 late due to rain delay	Loss 33-17
	at #21 Notre Dame Sept. 20 3:30 PM Series: 26-60-2 Streak: Notre Dame - 9	3:30 PM NBC
	vs. #9 Illinois Oct. 4 West Lafayette, Ind. Series: 48-46-6 Streak: Illinois - 1	TBA TBA
	at Minnesota Oct. 11 Minneapolis, Minn. Series: 35-41-3 Streak: Purdue - 2	7/7:30 PM TBA
	at Northwestern Oct. 18 Evanston, Ill. Series: 53-35-1 Streak: Northwestern - 2	TBA TBA
	vs. Rutgers Oct. 25 West Lafayette, Ind. Series: 0-2 Streak: Rutgers - 2	Noon TBA
	at #21 Michigan Nov. 1 Ann Arbor, Mich. Series: 14-47 Streak: Michigan - 6	TBA TBA
	vs. #1 Ohio State Nov. 8 West Lafayette, Ind. Series: 15-43-2 Streak: Ohio State - 3	TBA TBA
	at Washington Nov. 15 Seattle, Wash. Series: 2-7-1 Streak: Purdue - 1	TBA TBA
	vs. #19 Indiana Nov. 28 West Lafayette, Ind. Series: 77-43-6 Streak: Indiana - 1	7:30 PM NBC

STAT LEADERS

RUSHING: Devin Mockobee - 58 Att, 230 Yds, 3 TDs
PASSING: Ryan Browne - 56-88, 786Yds, 5 TDs, 4 Int
RECEIVING: Michael Jackson III, 14 Rec, 149 Yds, 1 TD
SCORING: Spencer Porath - 22 Pts, 4-4 FG, 10-10 PAT
TACKLES: Charles Correa - 20 Total, 15 Solo
TACKLES-for-LOSS: Charles Correa - 3.5 TFLs
SACKS: CJ Nunnally IV - 2 Sacks
INTERCEPTIONS: None

PURDUE COMMUNICATIONS

Primary - Adam Kuffner / 662-816-0497 / kuffner@purdue.edu
Secondary - Ian MacDougall / 317-313-7486 / imacdoug@purdue.edu
Secondary - Brian Minutolo / 845-401-6686 / bminutolo@purdue.edu
Assoc. A.D. - Patrick Crawford / 337-412-4220 / pcrawf@purdue.edu

GAME

4

PURDUE AT #21 NOTRE DAME

SATURDAY, SEPT. 20, 2025 | 3:30 PM | NBC
SOUTH BEND, IND. | NOTRE DAME STADIUM (80,795)



PURDUE
BOILERMAKERS
2-1, 0-1 BIG TEN



Head Coach
Barry Odom (Missouri, 1999)

Record at Purdue
2-1 (1st)
Last Game
33-17, Loss, vs. USC

Career Record
46-34 (7th)
Rankings (AP/C/CFP)
- / - / -



NOTRE DAME
FIGHTING IRISH
0-2

Head Coach
Marcus Freeman (Ohio State, 2007)

Record at Notre Dame
33-12 (4th)
Last Game
41-40, Loss, vs. #16 Texas A&M

Career Record
33-12 (4th)
Rankings (AP/C/CFP)
24 / 21 / -

SERIES AT A GLANCE

Record: 26-60-2 Streak: Notre Dame - 9
In West Lafayette: 14-28-2 Odom vs. Freeman: 0-0
In South Bend: 11-31-0 Odom vs. Notre Dame: 0-0
Neutral: 1-1-0 Purdue vs. Freeman: 0-1

THE OPENING KICK

- After kicking off the Barry Odom era with three straight home games, Purdue Football hits the road for the first time under its new head coach. The Boilermakers make the 112-mile trip north to South Bend, Ind., to face No. 21 Notre Dame with the Shillelagh Trophy up for grabs. Kickoff is set for 3:30 p.m. ET on NBC.
- The Boilermakers finished the homestand 2-1, winning the first two games before dropping the Big Ten opener against USC in a game that was delayed three hours and five minutes due to lightning.
- Purdue and Notre Dame are meeting for the 89th time in a series that started in 1896 with a 28-22 Boilermaker victory. The two programs have battled for the Shillelagh since 1957.
- Throughout history, the Boilermakers are 4-2 on September 20. That includes a four-game winning streak on that date.
- Nearly 75 years ago (Oct. 7, 1950), an unranked Purdue upset No. 1 Notre Dame 28-14 at Notre Dame Stadium. It was the first of four Purdue victories throughout history when the Fighting Irish were ranked No. 1 in the country, all between 1950-1967.
- Notre Dame is one of six current Top 25 teams on Purdue's schedule this season. A year ago, the Boilermakers became the first team in history to face five College Football Playoff teams during the regular season.

A WIN WOULD

- Return the Shillelagh Trophy to West Lafayette for the first time since the 2007 season
- Be Purdue's third win in Notre Dame since 1974
- Make Barry Odom the seventh Purdue head coach to beat Notre Dame in his debut, the first since Joe Tiller in 1997
- The Purdue defense has not given up a touchdown in the second half this season.
- Devin Mockobee is currently ranked in the program Top 10 in several career categories: 100-yard rushing games (4th), rushing yards (5th), rushing touchdowns (9th).
- Quarterback Ryan Browne ranks fourth in the Big Ten in passing, averaging 262.0 yards per game. Browne has eclipsed 300 yards passing in two of the three games this season.
- Browne's 14.04 yards per completion ranks 15th in the nation.
- Sophomore linebacker Charles Correa is one of two underclassmen in the country to have at least 20 tackles, 3.5 tackles-for-loss and 1.5 sacks this season (MarcAnthony Parker - Navy).
- Three Boilermakers crack the nation's Top 25 in solo tackles. Tahj Ra-El ranks 18th with 16 solo tackles (5.3 per game), while Correa and Myles Slusher are tied for 23rd with 15 solo tackles (5.0 per game).
- Purdue is one of two teams (Kansas State) nationally to have three players with at least 15 solo tackles.
- EJ Horton Jr. and Michael Jackson III led the Boilermakers with 70 receiving yards apiece last week. It marked the first time since Purdue's victory in the 2023 Old Oaken Bucket Game that two Boilermakers recorded at least 70 receiving yards in the same game.
- Jack McCallister is the first Purdue punter to average at least 50 yards per punt in a game (min. 3 punts) twice in a season since Jared Armstrong in 2006.

NUMBERS TO KNOW

7

The Boilermakers have seven wins against ranked teams over the past seven seasons, entering each of those games as the underdog.

10

Purdue has only committed 10 penalties this season. The 3.3 penalties per game rank as the sixth fewest in the nation.

16

Purdue has defeated a ranked Notre Dame team 16 times throughout history, including seven times in South Bend.

52.5

The Boilermakers lead the country in net punting with a 52.5 average.





SERIES HISTORY

INSIDE THE MATCHUP

Record:	26-60-2
In West Lafayette:	14-28-2
In South Bend:	11-31-0
Neutral:	1-1-0
Streak:	Notre Dame - 9
Last Win:	Purdue 33, Notre Dame 19 - Home - 9/29/2007
Last Meeting:	Notre Dame 66, Purdue 7 - Home - 9/14/2024
First Meeting:	Purdue 28, Notre Dame 22 - Away - 11/14/1896

LAST 10 MEETINGS

Date	Pur/Opp Rank	Result	Purdue	Opp	Location
9/29/2007		W	33	19	H
9/27/2008		L	21	38	A
9/26/2009		L	21	24	H
9/4/2010		L	12	23	A
10/1/2011		L	10	38	H
9/8/2012	-22	L	17	20	A
9/14/2013	-21	L	24	31	H
9/13/2014	-11	L	14	30	N*
9/18/2021	-10	L	13	27	A
9/14/2024	-18	L	7	66	H

* Lucas Oil Stadium | Indianapolis Ind.

TOP 100-YARD RUSHING GAMES VS. NOTRE DAME (5)

142 - Mel Dillard (29) at Notre Dame, 10/13/1956
141 - Kory Sheets (27) vs. Notre Dame, 9/29/2007
115 - Mike Alstott (21) vs. Notre Dame, 9/9/1995

TOP 300-YARD PASSING GAMES VS. NOTRE DAME (8)

398 - Curtis Painter (23-46) at Notre Dame, 9/30/2006
385 - Kyle Orton (21-31) at Notre Dame, 10/2/2004
368 - Jim Everett (27-49) vs. Notre Dame, 9/28/1985

TOP 100-YARD RECEIVING GAMES VS. NOTRE DAME (17)

238 - Selwyn Lymon at Notre Dame, 9/30/2006 (8)
181 - Taylor Stubblefield at Notre Dame, 10/2/2004 (7)
175 - Desmond Tardy at Notre Dame, 9/27/2008 (10)

ABOUT THE SERIES

- Notre Dame and Purdue will meet for the 89th time overall and the 61st time in the Battle for the Shillelagh Trophy.
- The Irish hold a 60-26-2 advantage all-time, and have won the last nine contests.
- Purdue last beat Notre Dame on Sept. 29, 2007, winning 33-19 in Ross-Ade Stadium.
- The rivalry series dates back to 1896, when Purdue beat the Irish in their first meeting, 28-22, in South Bend.
- Purdue is 19-41 games played for the Shillelagh Trophy since its introduction in 1957.
- The Boilers and Irish played every year from 1946 to 2014.

OUR LAST MEETING

#18 NOTRE DAME 66, PURDUE 7 SEPT. 14, 2024 - WEST LAFAYETTE, IND.

- Purdue fell to No. 18 Notre Dame, 66-7, at Ross-Ade Stadium after the Irish built a 42-0 halftime lead.
- Running back Reggie Love III paced the Boilermaker rushing attack with 10 carries for 61 yards, averaging 6.1 yards per touch against a stout Irish defense.
- Quarterback Hudson Card connected on 11-of-24 passes for 124 yards and a touchdown, highlighted by a 52-yard strike to Kam Brown in the third quarter.
- Two plays after the deep ball to Brown, Card found De'Nylon Morrisette for a five-yard touchdown, the sophomore's second score of the season and Purdue's lone points on the day.
 - Tight end Max Klare led the team in receptions for the third straight week, hauling in three passes for 36 yards.
 - On defense, safety Dillon Thieneman posted a team-high nine tackles (six solo) and added his first sack of the year.

BOILER NOTES

THE ODOM ERA BEGINS

- Guiding one of the greatest resurgences in college football over the past two seasons, Barry Odom was named the new head football coach of the Purdue Boilermakers on December 8, 2024.
- Odom, 48, became the 38th head coach in the history of Purdue Football, coming to West Lafayette following what could be considered the most impressive gridiron campaign in UNLV's school history. The Rebels reached double-digit wins for only the third time in program history (1974, 1984), with both previous seasons predating the program's move up to Division I competition and the Mountain West Conference, respectively.
- Prior to arriving at Purdue, Odom possessed a 44-33 overall record in six seasons as a head coach, four at Missouri (2016-19) and two at UNLV (2023-24). His 19-8 mark with the Rebels bears significance in that the five seasons prior to his arrival (2017-22), UNLV won just 20 games.
- Odom has a defensive background. A linebacker during his playing days at Missouri (1996-99), he has racked up seven seasons as a defensive coordinator over three stops: Memphis (2012-14), Missouri (2015) and Arkansas (2020-22).

BATTLE FOR THE SHILLELAGH TROPHY

- One of the most played matchups in Purdue Football history, Saturday's Shillelagh Trophy Game will be the 89th all-time meeting between the Boilermakers and Notre Dame.
- Purdue has only played four opponents more times than the Fighting Irish: Indiana (126), Illinois (100), Iowa (94) and Wisconsin (91).
- Purdue and Notre Dame have played for the Shillelagh since 1957. It was donated by Joe McLaughlin, a merchant seaman and a Fighting Irish fan who brought the club from Ireland.
- Purdue claimed three out of five games from Notre Dame from 2003-07, taking ownership of the Shillelagh Trophy in 2003, 2004 and 2007.

SUCCESS VS. RANKED OPPONENTS

- Purdue has beaten seven ranked teams over the past seven seasons despite being the underdog in each one of those games.
- Three of those wins were against Top 3 teams, while Purdue handed five of those ranked teams their first loss of the season.
- The victories during the 2021 campaign (No. 2 Iowa, No. 3 Michigan State) gave Purdue multiple wins over Top 5 teams in one season for the first time since 1960 (No. 3 Ohio State, No. 1 Minnesota).
- Five of the seven wins have been by double digits, the biggest being a 29-point victory over No. 2 Ohio State in 2018.
- Purdue has defeated a ranked Notre Dame team 16 times throughout history, including seven wins when the Fighting Irish cracked the Top 5 and four victories when Notre Dame was the No. 1 team in the country (1950, 1954, 1965, 1967).

LOCKDOWN DEFENSE

- After giving up some record-breaking numbers last year, the Purdue defense has locked down under new head coach Barry Odom and defensive coordinator Mike Scherer.
- The Boilermaker defense has not given up a touchdown in the second half this season. A 70-yard pick six by USC was the only touchdown scored by an opposing team after halftime.
- Purdue's defense has surrendered just nine second half points over the first three games.
- The Boilermakers shut out Ball State in the season opener, one of 10 teams to start the year with a shutout, allowing only 203 yards of total offense.
- In the final three quarters against SIU, Purdue only gave up three points and 130 yards, including just 66 yards in the second half.

FROM GEORGIA TO PURDUE

- In the offseason, the Purdue wide receiver room welcomed a pair of Georgia transfers who have become an important part of the Boilermaker offense.
- After making the move north, Michael Jackson III and Nitro Tuggle have combined for 21 catches for 372 yards and three touchdowns through the first three games of the season.
- Jackson leads the Boilermakers in receptions (14), while Tuggle's two receiving touchdowns are tied for a team best.
- Both receivers had their biggest games as Boilermakers in the BIG opener against USC. Jackson paced Purdue with seven receptions for 70 yards, and Tuggle added four catches for 69 yards and a touchdown, all season highs for the dynamic duo.

FAST START

- Purdue got off to fast starts in its first two games of the season. The Boilermakers scored touchdowns on their first two drives in both games, totaling 28 points. Purdue scored only 13 first quarter points Purdue throughout all of last season.
- Arhmad Branch scored Purdue's first touchdown in both games. The wide receiver has gotten off to fast starts of his own, recording five catches for 129 yards and two touchdowns in first quarters this year.
- It took the Boilermakers two plays and only 36 seconds to score for their first points of the season. After a 13-yard run by Devin Mockobee, Ryan Browne found Branch down the middle of the field. The sophomore wideout broke multiple tackles and added a smooth spin move before finding the end zone for the 49-yard touchdown.
- The last time Purdue scored within the first minute of the season was at the start of the 1981 campaign.

A BACK-TO-BACK START

- With the win over Southern Illinois, Barry Odom became the first Purdue head coach to start his tenure in West Lafayette 2-0 in more than a century.
- The last coach to start his tenure 2-0 was Cleo O'Donnell in 1916 when he beat Monon Bell rivals Wabash and DePauw.
- The best start to a Purdue career was by Knowlton Ames, who went a perfect 12-0 over two seasons (4-0 in 1891, 8-0 in 1892) to win back-to-back Indiana Intercollegiate Athletic Association Championships.

Coaches to Start Purdue Career 2-0

Coach	Year	Opponents	Winning Streak
Barry Odom	2025	Ball State, Southern Illinois	
Cleo O'Donnell	1916	DePauw, Wabash	2 Games
Andy Smith	1913	Wabash, Northwestern	2 Games
Albert Hearnstein	1905	Wendell Phillips, Beloit	3 Games
Oliver Cutts	1903	Englewood, Wabash	3 Games
Charles Best	1902	Franklin, DePauw	2 Games
S.M. Hammond	1896	Greer, Rush Medical	2 Games
David Balliet	1893	Indiana, Butler	4 Games
Knowlton Ames	1891	Wabash, DePauw	12 Games
George Reisner	1889	DePauw, Wabash	2 Games

IN-STATE OPPOSITION

- A schedule rarity, Purdue has three opponents from the state of Indiana this season.
- Purdue downed Ball State 31-0 to start the year.
- The Boilermakers will square off with Notre Dame for the Shillelagh Trophy on Sept. 20.
- Purdue will close the regular season with the 100th Old Oaken Bucket Game against Indiana on Black Friday (Nov. 28)
- It marks the second straight season the Boilermakers will face three in-state foes and just the fifth time in the last 25 years.





BOILER NOTES

THE MOCKCAT OFFENSE

- In his first four years as a Boilermaker, Devin Mockobee never took a snap from the quarterback position. However, under new offensive coordinator Josh Henson, the Wildcat formation has become the Mockcat.
- All three of Mockobee's rushing touchdowns this season have come from the Purdue running back taking the snap before rumbling into the end zone.
- Scoring a pair of touchdowns in the win over Southern Illinois, Mockobee recorded his first game with multiple rushing touchdowns to bring his career total to 22 (ninth all-time).

HERE COMES THE MOCKTRAIN

- From walk-on to phenom, Devin Mockobee will finish his career as one of the best running backs in Purdue history.
- Mockobee has led the rushing attack for the Boilermakers in each of the last three seasons, amassing 2,696 yards on 563 carries with 22 touchdowns throughout his career with nine games over 100 yards rushing.
- He carried the ball 32 times for 126 yards and his first career multi-touchdown game against Southern Illinois.
- The Boonville, Ind., native is the most experienced returner with 40 appearances and 26 starts at Purdue.
- The senior was named to the Doak Walker Award, Wuerffel Trophy and AFCA Good Works Team Watch Lists, as well as the Senior Bowl Top 300 list.
- Mockobee did not entertain entering the transfer portal after last season, instead focusing on completing his mechanical engineering technology degree. His close connection to running backs coach Lamar Conard (2000 Purdue graduate), who was retained by Barry Odom, also was a major factor in staying at Purdue.
- He is one of 13 Big Ten running backs to rush for 650 yards in the last 10 years, a list that includes Saquon Barkley, Jonathan Taylor and Nicholas Singleton.
- Mockobee's impact can be felt beyond the field after donating \$10,000 to youth football in his hometown during the offseason.

WHAT CAN BROWNE DO FOR YOU

- Quarterback Ryan Browne has thrown for 786 yards on 56-of-88 passing with five touchdowns.
- Browne currently ranks 15th nationally and third in the Big Ten with 14.04 yards per completion this season.
- Browne (15.0) joined Kyle Orton as the only two Purdue quarterbacks since 1995 to average 15.0 yards per completion through the first two games of the year (Kyle Orton 15.8 in 2004 and 15.0 in 2002).
- He is the eighth Purdue quarterback since 1995 to record a pair of 300-yard passing games over the opening three games of the season, joining the likes of Drew Brees (1999, 2000), Kyle Orton (2004), Curtis Painter (2007) and Aidan O'Connell (2022).
- Browne was named the starting quarterback by head coach Barry Odom in the last week of fall camp after a competition with Malachi Singleton, Bennett Meredith and Evans Chuba and Garry Odom.
- Browne served as a backup for the Boilermakers last year, making one start, before spending the spring semester under Bill Belichick at North Carolina. He transferred back to Purdue during the spring portal window.

THAT'S A FACT JACK - FOR THE BRAND

- A starting punter for the past three seasons at Washington, senior Jack McCallister had no problem bringing his talents from the Pacific Northwest to West Lafayette.
- A weapon for the Boilermakers, McCallister's punts have forced opponents to a starting field position of their own 10.8-yard line.
- McCallister has punted six times on the year for an average of 52.3 yards per boot. He has dropped five balls inside the 20-yard line and launched four punts of 50 yards or more with a long of 68.
- Against USC, McCallister was called upon three times for an average of 54.3 yards per game, including a 68-yard boot.
- The 68-yard punt was the longest by a Boilermaker since Brooks Cormier's 69-yard punt against Minnesota in 2019.
- He is one of three Purdue punters to average 50+ yards on a minimum of three punts twice in a season since at least 1995 joining Jared Armstrong (2006) and Travis Dorsch (2000, 2001).
- In his Purdue debut, McCallister punted three times and averaged 50.3 yards per punt with all three landing inside the 20-yard line.
- He was named to the Ray Guy Award Ray's 8 after Week 1 and Week 3 of the season.

SEASON-OPENING SHUTOUT

- For the second straight season, Purdue began the year with a shutout victory. Jack Mollenkopf's Boilermakers in 1964 and 1965 were the last to record a season-opening shutout in consecutive seasons.
- The Boilermakers were one of 10 programs nationwide to start the season with a shutout, including one of only two Big Ten teams (Wisconsin).
- Purdue kept an FBS opponent off the scoreboard for the first time since a 49-0 victory over UConn in 2021.
- The Boilers limited Ball State to only 203 yards of total offense, which included just 87 passing yards. The defense also racked up seven tackles-for-loss and four sacks.
- Purdue was one of 21 teams over Week 0 and Week 1 to allow just one trip or less to the red zone.


MOCKING MOVING UP THE CHARTS

- Mockobee has already climbed into the top 10 at Purdue in several career categories: seventh in career rushing attempts (563), fifth in career yards (2,696), ninth in rushing touchdowns (22) and fourth in 100-yard rushing games (9).
- With a 59-yard day against Ball State, he became just the eighth Boilermaker in history to rack up 2,500 career rushing yards, moving up to seventh on the all-time charts in the process.
- His 126-yard outing against Southern Illinois saw him vault two spots up the rushing yards charts into the top five.
- The MockTrain is the ninth running back to lead Purdue in rushing for three straight seasons since 1946.
- He started his career by setting a new Purdue freshman record with 968 rushing yards while also adding nine touchdowns in 2022. After being put on scholarship, he led the team in rushing once again with 807 yards and six touchdowns in 2023. He posted 687 yards and four scores in 2024.

6-FOR-6

- A season ago, Arhmad Branch's lone touch was a 3-yard touchdown on an end-around. Impressing the new coaching

OFFENSIVE SPOTLIGHT



DEVIN MOCKOBEE

RB • Sr. • 6-0 • 207
Boonville, Ind.
Boonville HS

"I've started talking about the 'Purdue Way' on toughness, discipline, trustworthiness and Devin embodies all of that. He'll go down as one of the great ones. He does it every single day with his habits, his work ethic and he's got respect in the locker room." - Head Coach Barry Odom

"Here was a guy who walked on and ended up starting his freshman year and earning a scholarship. There isn't a guy who represents the Purdue program better in the history of the school than Devin Mockobee." - Drew Brees

Cradle of Quarterbacks Member & Purdue Hall of Famer

MOCKOBEE ON THE CAREER CHARTS

Category	Rank	Stat	For Next	For Record
Rushing Yards	5	2,696	167	939
Rushing Attempts	7	563	6	107
Rushing Touchdowns	9	22	3	26
100-yard Rushing Games	5	9	2	7
All-Purpose Yards	11	3,424	137	2,795

MOCKOBEE 100-YARD RUSHING GAMES

No.	Date	Game	Yards	Att.	Avg.	TDs
1.	10/1/22	at Minnesota	112	11	10.2	1
2.	10/15/22	at Nebraska	178	30	5.9	1
3.	10/22/22	at Wisconsin	108	23	4.7	1
4.	11/12/22	at Illinois	106	28	3.8	1
5.	10/14/23	vs. Ohio State	110	18	6.1	0
6.	11/11/23	vs. Minnesota	153	17	9.0	1
7.	9/21/24	at Oregon State	168	16	10.5	1
8.	10/12/24	at Illinois	102	11	9.3	1
9.	9/6/25	Southern Illinois	126	32	3.9	2

DEFENSIVE SPOTLIGHT



MANI POWELL

LB • Sr. • 6-2 • 230
Columbus, Ohio
Fayetteville HS
Arkansas | UNLV

"It's good for him getting recognition for the work he's put in to this point. I'm so proud of him and happy for him. He's earned it and worked for it. Now, the goal is to have him on the list at the end of the year." - Head Coach Barry Odom

"I lean all the way on him [Powell]. Guys like him and Tony Grimes need to be out there and be the voice and command everything... They've done a good job." - Defensive Coordinator Mike Scherer

POWELL GAME-BY-GAME

Game	Solo	Total	TFL	Sacks
BALL STATE	4	4	1.0	1.0
SOUTHERN ILL.	3	5	0.0	0.0
USC	4	4	1.0	1.0
Notre Dame				
ILLINOIS				
Minnesota				
Northwestern				
RUTGERS				
Michigan				
OHIO STATE				
Washington				
INDIANA				





TEAM RANKINGS

	FBS	B1G	Stat
3rd Down Pct	23	7	.513
3rd Down Pct Defense	64	13	.351
4th Down Pct	24	4	.833
4th Down Pct Defense	110	15	.750
Blocked Kicks			
Blocked Kicks Allowed	1	1	0
Blocked Punts			
Blocked Punts Allowed	1	1	0
Completion Percentage	71	12	.637
Defensive TDs			
Fewest Penalties	11	3	10
Fewest Penalties Per Game	6	3	3.33
Fewest Penalty Yards	39	11	115
Fewest Penalty Yards Per Game	30	10	38.33
First Downs Defense	68	16	55
First Downs Offense	22	5	75
Fumbles Lost	1	1	0
Fumbles Recovered			
Kickoff Return Defense	44	9	16.7
Kickoff Returns	63	10	20.8
Net Punting	1	1	52.5
Passes Had Intercepted	120	16	4
Passes Intercepted			
Passing Offense	31	6	271.7
Passing Yards Allowed	52	12	190.3
Passing Yards per Completion	19	4	14.1
Punt Return Defense	6	2	-0.5
Punt Returns	69	9	8.0
Red Zone Defense Pct	55	8	.800
Red Zone Offense Pct	115	18	.667
Rushing Defense	63	14	125.0
Rushing Offense	108	17	119.7
Sacks Allowed	79	11	2.0
Scoring Defense	41	13	16.7
Scoring Offense	78	15	27.3
Tackles for Loss Allowed	118	17	7.33
Passing Efficiency	54	10	148.31
Passing Efficiency Defense	67	14	125.9
Team Sacks	16	4	3.00
Team Tackles for Loss	31	6	7.0
Time of Possession	73	14	29:40
Total Defense	54	13	315.3
Total Offense	66	12	391.3
Turnover Margin	122	17	-1.33
Turnovers Gained			
Turnovers Lost	77	13	4
Winning Percentage	42	12	.667

INDIVIDUAL RANKINGS (TOP-25)

Player	Category	FBS	B1G	Stat
A. Branch	Yards Per Reception	15	4	23.9
R. Browne	Passing Yards Per Completion	15	3	14.0
S. Porath	Field Goal Percentage	1	1	1.00
T. Ra-El	Solo Tackles	18	4	5.33

BOILER NOTES

staff in the spring and throughout fall camp, it was evident that the sophomore was going to get more than one look in the season opener.

- Quarterback Ryan Browne targeted Branch early, posting three catches for 101 yards in the first quarter.
- Not only did Branch produce a 100-yard quarter, he became the first Purdue wide receiver to record a 100-yard game since Abdur-Rahmaan Yassen (Sept. 16, 2023 vs. Syracuse).
- Branch's first career catch was a 49-yard touchdown on the second play of the game for Purdue's first score of the season.
- On the second drive, he started off with a 17-yard snag before hauling in an impressive one-handed grab for 35 yards.
- Branch was one of only two wide receivers in the country to eclipse 100 yards on three-or-fewer receptions on the opening weekend, the first Boilermaker to accomplish the feat since 2008.

SPECIAL SPENCER

- Kicker Spencer Porath has connected on all four of his field goal attempts this season with a long of 43 yards.
- The sophomore has made 11 kicks in his short career, already moving up to 20th on Purdue's career charts.
- He was named the Big Ten Special Teams Player of the Week after going 2-for-2 on field goals against Southern Illinois.
- The last Boilermaker to earn Big Ten Special Teams of the Week was J.D. Dellinger in November of 2019.
- Last season, Porath connected on seven kicks to tie for fourth most on the Purdue freshmen charts.

NO PUNTS, NO PROBLEM

- In the 34-17 victory over Southern Illinois, the Purdue offense was so efficient that the Boilermakers did not have to punt during the game.
- It marked the first time Purdue played an entire game without punting since 2016, a 24-14 win over Nevada.
- The Boilermakers have had four games without a punt over the past 21 years, all games resulting in victories.
- Punting only six times this season, Purdue leads the nation in net punting with a 52.5 average. That includes ranking sixth in punt return defense, producing negative yardage (-0.5 average).

SLINGING IT AROUND IN THE SEASON OPENER

- Ryan Browne notched his first career win against Ball State behind a career-high 311 yards on 18-of-26 passing with a pair of touchdowns. He added another score on the ground.
- Browne was one of eight quarterbacks to throw for 300 yards against FBS opposition on the opening weekend of the season and was one of two to throw for 300 yards and a pair of touchdowns, while scoring another on the ground (Maverick McIvor - Western Kentucky) against an FBS team.
- He joined Drew Brees (2000), Elijah Sindelar (2019), Jack Plummer (2021) and Aidan O'Connell (2022) as the only Purdue quarterbacks to register a 300-yard passing game in the season opener since 1995.
- He was the lone Big Ten quarterback to throw for 300 yards in Week 1 and led the league in total offense.

THE THRILLER

- Michael Jackson III was one of the stars of the wide receiver room throughout fall camp, and the new Boilermaker thrilled the Ross-Ade faithful in his first game at Purdue.
- Jackson caught a game-high six passes for 72 yards, matching his career high in receptions when he was a USC Trojan facing Notre Dame in 2023.
- He also hauled in his first touchdown as a Boilermaker, a 14-yard catch in the third quarter, before celebrating like the King of Pop, against the Cardinals.

HARD, SMART, TOUGH

- The three core principles of a Barry Odom-coached program are: hard, smart and tough. Playing football that way helped

Odom's UNLV teams succeed in all three phases of the game each of the past two seasons.

- Odom's defenses have made 17 interceptions in both the 2023 season and the 2024 campaign. The 34 INTs were the second most recorded by a team over the past two years. The defenses also forced 49 turnovers during the two-year span, ranking fifth nationally.
- Odom's teams have put up points over the past two seasons, averaging 34.4 points per game in 2023 (22nd nationally) and 36.2 ppg in 2024 (14th nationally). The 953 total points throughout both 2023 and 2024 ranked sixth in the country.
- Odom emphasizes special teams, realizing it brings a winning edge to a program. In 2023, Odom's Rebels made 26-of-29 field goals for an 89.7 percent clip. Last season, his special teams unit blocked five punts to lead the nation.

ADDING THROUGH THE PORTAL

- It's a brand new era under head coach Barry Odom. With a coaching change, there always comes roster turnover. Odom welcomed at least 50 transfers in each of his two seasons at UNLV, attacking the portal to produce two of the best seasons in UNLV history.
- Heading into the 2025 campaign, Purdue has welcomed 54 transfers, which leads the nation. Add in high school signees and walk-ons, 82 Boilermakers are new to the program.
- Forty-six players practiced for the first day on the opening day of fall camp as post-spring practice additions.

Most Transfers Nationally in P4 Conferences (per ON3.com)

Team	Transfers	Team	Transfers
1. Purdue	54	6. Wake Forest	34
2. West Virginia	52	7. UCLA	32
3. Oklahoma State	40	8. Ole Miss	32
4. UCF	37	9. Arkansas	31
5. Washington State	34	10. Louisville	31

ANOTHER SEASON OF PURDUE FOOTBALL

- The Boilermakers kicked off their 138th season of football in 2025 with a 31-0 win over Ball State.
- Ross-Ade Stadium has been Purdue's home for 101 seasons, marking the 2025 campaign as the 102nd full season.
- Purdue closed out the 1924 season with its first game at Ross-Ade, a 26-7 Homecoming win over Indiana (Nov. 22, 1924).
- The Boilermakers have held a team scoreless 182 times, resulting in 174 wins. The Boilermakers' most recent shutout was in the season opener against Ball State, 31-0. The largest shutout was a 96-0 win over Butler in 1893.

A LOOK AT THE SCHEDULE

- A season ago, Purdue faced the toughest schedule in college football history. Five Boilermaker opponents ended up making the College Football Playoff in 2024. No other team had as many playoff opponents on its schedule, and due to the CFP expanding to 12 teams last year, Purdue became the first team in history to face five playoff teams in one season.
- This season, the Boilermakers have another tough schedule that includes three CFP teams from 2024 (Notre Dame, Ohio State, Indiana) and five opponents ranked in the Preseason Top 25: No. 6 Notre Dame (Sept. 20), No. 12 Illinois (Oct. 4), No. 14 Michigan (Nov. 1), No. 3 Ohio State (Nov. 8), and No. 20 Indiana (Nov. 28).
- Purdue faces the past two national champions, Michigan and Ohio State, in back-to-back weeks to kick off the month of November.
- The 2025 slate was tabbed the 18th hardest in the nation by ESPN Football Power Index and 13th in Phil Steele's preseason guide.
- Purdue's trip to Washington for Game 11 will tie for the eighth-longest road trip in program history at 2,187 miles.

EXPERIENCE WELCOMED

- Purdue's coaching staff was deliberate in finding players who could make an instant impact when signing players out





BOILER NOTES

- of the transfer portal with 41 of the 54 additions bringing at least one game of experience in their career.
- Of the 41 players with collegiate experience, the group combined to average 23.9 games of experience throughout their career before arriving in West Lafayette.
 - Six new Boilermakers arrived in West Lafayette with 40 or more games played in their careers (Tony Grimes - 50, Christian Moore - 46, An'Darius Coffey - 45, Chauncey Magwood - 41, Jack McCallister - 41, Tahj Ra-EI - 40), while nine other have 30 games of experience.
 - Fifteen of Purdue's transfers started the final seven games at their previous stop.

Position Group with Most Transfer Experience

Position	Transfers w/Experience	Total GP	Avg. GP
Running Backs	1	1	38
Defensive Backs	12	10	301
Tight Ends	4	3	80
Wide Receivers	6	5	120
Defensive Line	10	9	198

THE CAPTAINS

- At the end of fall camp, head coach Barry Odom announced the eight Boilermakers named captain for the 2025 campaign.
- Quarterback Ryan Browne, defensive backs An'Darius Coffey and Tony Grimes, wide receiver Michael Jackson III, running back Devin Mockobee, linebacker Mani Powell, defensive end CJ Madden and offensive lineman Jalen St. John were elected after a vote by the team.
- Six of the selections are seniors in their final season, while Browne and Madden represent a young leadership group that bought into the new culture under Odom.
- Jackson III and Coffey made an quick impact in the locker room to earn their selection after joining Purdue following the conclusion of spring ball.

TRENT EARNS A SCHOLARSHIP

- Offensive lineman Ethan Trent came to West Lafayette with a family legacy already deeply entrenched in Purdue history. His older brother Tyler became a cult-hero for the Boilermaker faithful during the 2018 season. The Purdue superfan continued passionately cheering on his favorite team despite his battle with a rare form of bone cancer.
- Tyler's story was shared on ESPN College Gameday ahead of the Boilers' matchup against No. 3 Ohio State. In what became known as "The Tyler Trent Game," Purdue dominated the Buckeyes in a 49-20 upset rout in Ross-Ade. Ethan, who appeared multiple times in the Gameday piece, was the one pushing Tyler's wheelchair as the pair stormed the field along with thousands of other fans.
- In 2023, Ethan joined the football team as a preferred walk-on freshman. Last season, he made his Boilermaker debut and appeared in three games.
- Impressing head coach Barry Odom with his hard work and quickly becoming a major piece to the Purdue offensive line, Ethan earned a scholarship during the spring.
- He earned his first career start for against Ball State.

BROWNE OFF THE BENCH IN 2024

- Ryan Browne appeared in eight games last season, making two starts, throwing for 532 yards and four touchdowns with a QB efficiency of 127.5. He rushed for 241 yards on 50 carries.
- Making his first career start in place of an injured Hudson Card, Ryan Browne rose to the occasion and nearly led Purdue to the biggest comeback in program history at No. 23 Illinois (Oct. 12, 2024).
- The Clarkston, Michigan, native became just the sixth Boilermaker quarterback to eclipse 100 yards rushing in a game, joining Phipps, Bob Bobrowski, Gary Danielson, Rob Henry and Kirsch. His 118 rushing yards were the most by a Purdue quarterback since Henry at 132 at Northwestern on Oct. 9, 2010.
- Browne's day on the ground eclipsed his 85-yard day he had in relief against Northwestern a season ago, but he joined Drew Brees as the only Purdue quarterbacks (since 1996) to produce a pair of 80-yard rushing games.
- For his performance against the Illini, Browne earned a 90.9 grade from PFF, the best by a Purdue QB on the road since at least 2008.

NFL QB U

- The home of the Cradle of Quarterbacks, Purdue has sent an impressive army of gunslingers to the NFL. Two of the four Boilermakers enshrined in the Pro Football Hall of Fame are quarterbacks Len Dawson and Bob Griese. (Hank Stram & Rod Woodson)
- Entering the 2025 season, Purdue alumni have combined to throw for 262,241 yards and 1,762 touchdowns.
- Drew Brees, who is in his first year of eligibility for the Pro Football Hall of Fame, was Purdue's all-time passing leader in the NFL and ranks second in league history with 80,358 passing yards and 571 touchdowns.
- Jim Everett, Len Dawson, Jeff George and Bob Griese all threw for more than 20,000 yards during their professional careers.
- Purdue quarterbacks have combined to win four Super Bowls, tied for fourth most by a school - Len Dawson SBIV, Bob Griese SB VII & VIII and Drew Brees SBXLIV.
- It is one of two schools to have three different Super Bowl champion quarterbacks, second only to Alabama's four.

FIRST GAME OF A NEW ERA

- Barry Odom became the 19th head coach in Purdue history to win his first game in charge at Purdue, when the Boilermakers downed Ball State 31-0 on Aug. 30.
- The last coach prior to Odom to lead Purdue to victory in his debut was Danny Home in 2009 against Toledo.
- Jim Colletto is the only other head coach to win in his debut in the last 50 years, knocking off Eastern Michigan in 1991.

Purdue Head Coaches to Win in Their Debut

Coach	Date	Opponent	Result
Barry Odom	8/30/2025	Ball State	W, 31-0
Danny Hope	9/5/2009	Toledo	W, 52-31
Jim Colletto	9/7/1991	Eastern Michigan	W, 49-3
Alex Agase	9/15/1973	at Wisconsin	W, 14-13
Bob DeMoss	9/19/1970	TCU	W, 15-0
Jack Mollenkopf	9/29/1956	Missouri	W, 16-7
Mal Elward	9/25/1937	Butler	W, 33-7
Noble Kizer	10/4/1930	Baylor	W, 20-7
Jim Phelan	10/7/1922	Milliken	W, 10-0
Cleo O'Donnell	10/7/1916	DePauw	W, 13-0
Andy Smith	10/4/1913	Wabash	W, 26-0
Albert Hearnstein	9/23/1905	Wendell Phillips HSW	W, 33-0
Oliver Cutts	9/26/1903	Englewood HS	W, 34-0
Charles Best	9/27/1902	Franklin	W, 56-0
William Church	10/2/1897	Illinois State	W, 28-0
SM Hammond	10/3/1896	Greer	W, 36-0
David Balliet	10/14/1893	Indiana	W, 64-0
Knowlton Ames	10/24/1891	at Wabash	W, 44-0
George Reisner	11/16/1889	DePauw	W, 34-10

PURDUE QUICK FACTS

Location	West Lafayette, Indiana
Enrollment	52,211
Founded	1869
Conference	Big Ten
Colors	Old Gold and Black
Nickname	Boilermakers
President	Dr. Mung Chiang
Athletics Director	Mike Robinski
Head Coach (Year)	Barry Odom (1st)
Alma Mater	Missouri (1999)
First Year of Football	1887 (138th season)
All-Time Record (BIG)	644-609-48 (354-432-32)
Stadium	Ross-Ade Stadium (102nd season)
Capacity	61,441

STRATEGIC COMMUNICATIONS

Adam Kuffner, Director (Primary)

Office: 765-494-3196 / Cell: 662-816-0497
Email: kuffner@purdue.edu

Ian MacDougall, Associate Director (Secondary)

Office: 765-494-0529 / Cell: 317-313-7486
Email: imacdoug@purdue.edu

Brian Minutolo, Assistant Director (Secondary)

Cell: 845-401-6686
Email: bminutol@purdue.edu

Brook Weber, Assistant Director (Secondary)

Cell: 903-839-0686
Email: weber261@purdue.edu

Patrick Crawford, Associate Athletics Director

Office: 765-494-3145 / Cell: 337-412-4220
Email: pcrawf@purdue.edu

The Purdue locker room will be closed to the media. For home games, the press conference will be located in the Kozuch Football Performance Center across the street from Ross-Ade Stadium.

Contact a member of the Purdue strategic communications team for information regarding road game press conference procedures.

WEEKLY MEDIA AVAILABILITY

Monday

9:10 AM - Practice open to media
Approx 10:30 AM - Post-practice interviews with players
11 AM - Weekly Press Conference
Begins with Coach Henson and Coach Scherer, followed by Coach Odom (approx 11:30 AM but could start earlier)

Wednesday

Closed Practice, Post-practice player interviews (approx 10:45 AM)

Tuesday, Thursday, Friday

Closed Practice, No Interviews

PURDUE HONOR ROLL

SANDERS ELLIS

Fourth Team Preseason All-Big Ten (Athlon Sports)

DEVIN MOCKOBEE

AFC-A Good Works Team Watch List
Wuerffel Trophy Watch List
Doak Walker Award Watch List
Senior Bowl - Top 300 List
Third Team Preseason All-Big Ten (Athlon Sports)

JACK MCCALLISTER

Ray Guy Award Ray's 8 - Sept. 1 & Sept. 15

SPENCER PORATH

Big Ten Special Teams Player of the Week - Sept. 8

MANI POWELL

Fourth Team Preseason All-Big Ten (Athlon Sports)

JAKE TRUMP & BRANDON LEE

247Sports 30Under30





25TH ANNIVERSARY FOR THE BIG TEN CHAMPS

- The 2025 season marks the 25th anniversary of the Boilermakers' 200 Big Ten title and trip to the 2001 Rose Bowl Game. Purdue welcomed back the historic team to Ross-Ade Stadium for the USC game on Sept. 13.
- Quarterbacked by Heisman Trophy finalist and Maxwell Award winner Drew Brees, the Boilermakers went 8-4 overall with a 6-2 mark in Big Ten play to earn a share of the Big Ten title and reach the Rose Bowl Game for the first time since 1967.
- Ten Boilermakers garnered All-Big Ten honors, led by Brees, the Big Ten Offensive Player of the Year and Chicago Tribune Silver Football Award winner. Safety Stuart Schweigert was named the Big Ten Freshman of the Year.
- The 2000 roster featured seven future Super Bowl champions (Drew Brees, John Standeford, Matt Light, Gene Muczkowski, Chukky Okobi, Brandon Gorin, Gilbert Gardner).

WATCH LIST SEASON

- A pair of Boilermakers were recognized during watch list season this summer.
- Transfer linebacker Mani Powell was named to the Butkus Award Watch List, as one of the 51 best linebackers in the nation and one of 12 from the Big Ten.
- Running back Devin Mockabee was honored for his play on the field on the Senior Bowl Top 300 List and the Doak Walker Award Watch List.
- Mockabee was also recognized for the AFCA Good Works Team and Wuerffel Trophy Watch List, following a \$10,000 contribution to youth football in his hometown.

247SPORTS 30UNDER30

- General Manager Brandon Lee and defensive ends coach Jake Trump were tabbed to the 247Sports 2025 30Under30 list in mid-August.
- Purdue is one of two programs to have multiple staff members on the list (Illinois).
- Trump joined Odom in West Lafayette after spending the past five seasons at Arkansas. Three of those years were when Odom was the Razorbacks' defensive coordinator. While in Fayetteville, Trump helped mentor 12 All-SEC defenders.
- While only in his first season as the Boilermakers' general manager, Lee has been a rising star in college athletics for some time. The Indianapolis native arrived at Purdue after serving as associate athletic director for student-athlete brand strategy and innovation at Mississippi State.
- Prior to reuniting at Purdue and embarking on their respective careers, Lee and Trump were teammates at Missouri (2015-18) under Odom's guidance.

MBOW TO THE GIANTS IN THE 5TH ROUND

- Marcus Mbow was selected in the fifth round of the 2025 NFL Draft by the New York Giants, reuniting him with Purdue teammate, running back Tyrone Tracy Jr.
- Mbow started all 12 games at right tackle in 2024, recording a 75.2 run blocking grade by PFF, ranking sixth among Big Ten tackles.
- Mbow played in 36 games throughout his Purdue career, making 32 starts between right guard and right tackle. He was All-Big Ten Honorable Mention in each of the past three seasons.
- Dating back to the beginning of the Joe Tiller era (1997), at least one Boilermaker has been chosen in every NFL Draft aside from the 2019 season.

DB DEPTH

- Perhaps the most overhauled position on the 2025 roster was the defensive backs room with 12 new additions since head coach Barry Odom arrived in West Lafayette.
- 10 of the 12 have previous experience with the entire room boasting 331 games of collegiate experience. The average experience level of the college additions was 27.6 games played in a career.
- Senior Tony Grimes was named a captain ahead of the season, following time spent at UNLV, Texas A&M and North Carolina.
- An'Darius Coffey, another elected captain, Tahj Ra-El and Chalil Cummings all arrived with defensive backs coach Charles Clark from Memphis.
- Eight defensive backs have appeared in 27 games or more throughout their career, while seven have started double-figure games.

Most Experienced DBs Entering 2025

Player	Played	Starts	Previous School
Tony Grimes	50	40	UNC, Texas A&M, UNLV
An'Darius Coffey	45	9	Memphis
Tahj Ra-El	40	17	Old Dominion, Memphis
Hershey McLaurin	35	20	Jones CC, West Virginia, Houston
TD Williams	33	30	Central Arkansas

BOILERMAKER BACKERS

- Defensive Coordinator and linebackers coach Mike Scherer followed head coach Barry Odom from UNLV, where he held the same role in two seasons with the Rebels. Scherer was a standout linebacker at Missouri under Odom.
- Following Scherer from UNLV, Mani Powell found success in the system last season, totaling 59 tackles, 9.0 tackles-for-loss and 3.5 sacks. Powell received preseason buzz with his addition to the Butkus Award Watch List.
- Joining the UNLV crew in West Lafayette, Charles Correa appeared in 14 games for the Rebels with two starts as a true freshman last season. Correa credits Odom and Scherer's leadership and family atmosphere for his reasoning to follow the duo to Purdue.
- Sanders Ellis joined Purdue from Tennessee State in the FCS ranks, where he was a Freshman All-American and finished fifth in the Jerry Rice Award voting. A versatile linebacker for the Tigers, Ellis finished second among FCS freshmen in tackles-for-loss (15.5) and third in total tackles (86) in 2024.
- Alex Sanford Jr. looks to carve out a significant role on the Boilermakers' defense after two seasons at Arkansas. He was recruited by Odom and Scherer at Arkansas.

THE TIGHT ENDS

- Offensive coordinator Josh Henson will also have tight ends responsibility tied to his title in 2025. He earned his college football coaching breakthrough serving as the tight ends coach at Oklahoma State (2001-04) and LSU (2005-08).
- The group carries a large frame as a unit, averaging a height of six feet-5.6 inches, good to tie for second tallest in the Big Ten behind Maryland's six feet-5.8 inches.
- Christian Earls carries the largest frame (6-foot-8, 280 pounds), and followed Odom from UNLV after 20 appearances in the last two seasons.
- George Burhenn looks to lead the group this season. He finished his 2023 campaign with five catches for 74 yards and a 33-yard touchdown in the finale vs. Indiana and showed promise before an injury-plagued 2024 campaign limited him to four games. His name pronunciation in the guide (a cold chicken), Burhenn fed into the nickname enough to get a tattoo of a cold chicken.
- Christian Moore brings a hybrid style between fullback and tight end across his 46 games between UNLV (2024) and Kansas State (2020-23). He finished fifth among FBS tight ends with a 79.9 run blocking grade last year.
- Rico Walker, a former four-star prospect, appeared in 13 games over two seasons at Maryland and Auburn.

IN THE TRENCHES

- Purdue's offensive line has made monumental strides during the offseason under coach Vance Vice. While most position groups will be dominated by newcomers out of the portal, a trio of returners last year will look to make their impact in the starting five.
- Bakayne Coly and Joey Tanona were both understudies last year, making the occasional rotation into the playing group. Tanona is a former four-star prospect who left Notre Dame after a car accident before his first practice barred him from playing for the Fighting Irish, while Coly has packed on 30-plus pounds since his arrival in West Lafayette three years ago.
- Jalen St. John is has the most experience of any linemen, having played 39 games over his five years in college.
- Ethan Trent worked his tail off during the offseason to not only earn a scholarship, but to a serious contender for Purdue's starting group.

HONORING GARY DANIELSON

- A familiar face returned to West Lafayette for the game against USC in legendary quarterback Gary Danielson.
- A longtime college football analyst for CBS, Danielson called the Boilermakers and the Trojans in his 36th and final year in the broadcast booth.
- Danielson (1970-72) is one of 12 QBs that make up Purdue's Cradle of Quarterbacks.
- He was honored at halftime in front of a packed Ross-Ade Stadium and presented with a framed jersey with his No. 18 by fellow Cradle members Drew Brees and Mark Herrmann.
- In 1971, Danielson led the Big Ten in passing offense with 1,467 yards and was the architect of six of the conference's 11 longest plays of the season. He set the Big Ten record for passing accuracy that year at 61.7 percent in conference games.
- In the early 1970s, Purdue Athletics commissioned a university artist named Keith Butz to create a poster featuring outstanding Boilermaker quarterbacks of the previous 30 years. That poster featured Bob DeMoss, Dale Samuels, Len Dawson, Bernie Allen, Bob Griese, Mike Phipps and Gary Danielson.

SPECIAL TEAMS, SPECIAL PLAYERS

- James Shibest, who Odom calls "the best special teams coach in the country," joins Purdue after a two-year stint under Odom at UNLV and is a 25-year coaching veteran. His unit in 2024 led the nation with five blocked punts and finished third with five blocked kicks. In each of his two seasons at UNLV, he mentored a kicker, kick returner and punt returner to All-Mountain West honors.
- Jack McCallister's addition at punter during the summer brought 41 games of collegiate experience at Washington. His experience includes punting in the 2023 CFP National Championship vs. No. 1 Michigan. McCallister has a 42-yard average with 33 punts pinned inside the 20.
- Spencer Porath is Purdue's only special teams returner this season after he appeared in nine games as a true freshman in 2024. He went 7-of-11 (63.9%) on field goal attempts.
- The Boilermakers brought in Seth Turner to compete with Porath for the kicking job in 2025. While he did not receive any game experience in two seasons at UConn, Turner did nail a 56-yard field goal during fall camp to enhance the competition.
- Purdue's return game remains a competition, but Shibest noted that Michael Jackson III stood out throughout fall camp at both kick and punt returner.





RECORD WATCH

Career Rushing Attempts

1	Otis Armstrong	1970-72	670
2	Kory Sheets	2005-08	664
3	Mike Alstott	1992-95	644
4	Montrell Lowe	1999-02	612
5	Scott Dierking	1973-76	578
6	Jerod Void	2002-05	569
7	Devin Mockobee	2022-Pres.	563
8	Markell Jones	2015-18	542
9	Edwin Watson	1994-97	530
10	Perry Williams	1966-68	514

Career Rushing Yards

1	Mike Alstott	1992-95	3,635
2	Kory Sheets	2005-08	3,341
3	Otis Armstrong	1970-72	3,315
4	Scott Dierking	1973-76	2,863
5	Devin Mockobee	2022-Pres.	2,696
6	Montrell Lowe	1999-02	2,648
7	Markell Jones	2015-18	2,594
8	Edwin Watson	1994-97	2,520
9	Harry Szulborski	1946-49	2,478
10	Corey Rogers	1991-95	2,436

Career Rushing Touchdowns

1	Kory Sheets	2005-08	48
2	Mike Alstott	1992-95	39
3	Jerod Void	2002-05	36
4	Perry Williams	1966-68	30
5	Leroy Keyes	1966-68	29
6	Corey Rogers	1991-95	27
7	Scott Dierking	1973-76	25
	Edwin Watson	1994-97	25
9	Devin Mockobee	2022-Present	22
10	Markell Jones	2015-18	20

Career 100-Yard Rushing Games

1	Mike Alstott	1992-95	16
2	Otis Armstrong	1970-72	13
3	Harry Szulborski	1946-49	11
4	Scott Dierking	1973-76	9
	Kory Sheets	2005-08	9
	Devin Mockobee	2022-Present	9
7	Montrell Lowe	1999-02	8
8	Leroy Keyes	1966-68	7
	Jerod Void	2002-05	7
10	Mel Gray	1982-83	6
	Joey Harris	2001-02	6
	Jeff Hill	1990-93	6
	Corey Rogers	1991, 1993-95	6

Career All-Purpose Yards

1	Dorien Bryant	2004-07	6,219
2	Kory Sheets	2005-08	4,944
3	Mike Alstott	1992-95	4,710
4	Akeem Hunt	2011-14	4,623
5	Otis Armstrong	1970-72	4,601
6	Vinny Sutherland	1997-00	4,005
7	Taylor Stubblefield	2001-04	3,805
8	John Standeford	2000-03	3,796
9	Leroy Keyes	1966-68	3,757
10	Scott Dierking	1973-76	3,561
11	Devin Mockobee	2022-Pres.	3,424

Career Field Goals

1	Travis Dorsch	1998-01	68
2	Carson Wiggs	2008-11	56
3	Ben Jones	2003-05	43
4	Mitchell Fineran	2021-22	42
5	J.D. Dellinger	2016-20	40
6	Jonathan Briggs	1985-87	36
7	Chris Summers	2006-09	31
	Paul Griggs	2012-15	31
9	Scott Sovereign	1976-79	27
10	Spencer Evans	2017-18	26
11	Tim Clark	1981-83	22
	Joe O'Leary	1991-92	22
	Brad Bobich	1992-95	22
14	Skip Ohi	1958, 1961-62	16
	Rick Anderson	1980-81	16
	Larry Sullivan	1988-90	16
17	Steve Schmidt	1972-75	15
18	Mike Rendina	1984	14
19	Shane Ryan	1996-98	13
20	Spencer Porath	2024-Present	11



HEAD COACHING CAREER

Year	Team	Record	Conf.	Bowl
2025	Purdue	2-1	0-1	
2024	UNLV	10-3	6-1	LA*
2023	UNLV	9-5	6-2	Guarantee
2019	Missouri	6-6	3-5	
2018	Missouri	8-5	4-4	Liberty
2017	Missouri	7-6	4-4	Texas
2016	Missouri	4-8	2-6	
7th Season		46-34		

*Did not coach bowl game

THE ODOM FILE

PERSONAL INFORMATION

Full Name: Barry Stephen Odom

Born: November 26, 1976 (age 48)

Hometown: Lawton, Oklahoma

Education: Missouri, 1999 (bachelor's in education)
Missouri, 2004 (master's in education)

Wife: Tia

Children: JT, Garyt, Anna Lockwood

PLAYING HISTORY

1996-99: Missouri, Linebacker

COACHING HISTORY

2025-Present: Purdue, Head Coach

2023-24: UNLV, Head Coach

2020-22: Arkansas, Assistant Head Coach,
Defensive Coordinator, Safeties

2016-19: Missouri, Head Coach

2015: Missouri, Defensive Coordinator

2012-14: Memphis Defensive Coordinator

2009-11: Missouri, Safeties

2006-08: Missouri, Director of Operations

2004-05: Missouri, Director of Recruiting

2003: Missouri, Graduate Assistant

2001-02: Rock Bridge (Mo.) High School, Head Coach

2000: Ada (Okla.) High School, Assistant

COACHING AWARDS

2023: Mountain West Coach of the Year

2023: Eddie Robinson Coach of the Year (finalist)

PLAYING AWARDS

1998: All-Big 12 Third Team

CONFERENCE CHAMPIONSHIP GAME APPEARANCES

2024: Mountain West Conference Championship Game

2023: Mountain West Conference Championship Game

BOWL GAME APPEARANCES AS A COACH

2023: Guarantee Rate Bowl, UNLV

2022: Outback Bowl, Arkansas

2021: Liberty Bowl, Arkansas

2018: Liberty Bowl, Missouri

2017: Texas Bowl, Missouri

2014: Citrus Bowl, Missouri

2013: Cotton Bowl Classic, Missouri

2011: Independence Bowl, Missouri

2010: Insight Bowl, Missouri

2009: Texas Bowl, Missouri

2008: Alamo Bowl, Missouri

2007: Cotton Bowl Classic, Missouri

2006: Sun Bowl, Missouri

2005: Independence Bowl, Missouri

2003: Independence Bowl, Missouri

BOWL GAME APPEARANCES AS A PLAYER

1997: Holiday Bowl, Missouri

1998: Insight.com Bowl, Missouri



HEAD COACH BARRY ODOM

Guiding one of the greatest resurgences in college football over the past two seasons, Barry Odom was named the new head football coach of the Purdue Boilermakers on December 8, 2024.

Odom, 48, became the 38th head coach in the history of Purdue Football, coming to West Lafayette following what could be considered the most impressive gridiron campaign in UNLV's school history. The Rebels reached double-digit wins for only the third time in program history (1974, 1984), with both previous seasons predating the program's move up to Division I competition and the Mountain West Conference, respectively. National recognition has followed, as the Rebels have achieved a program-best No. 19 ranking in both the AP and Coaches polls, as well as their first-ever CFP ranking.

Fresh off steering UNLV Football to its winningest season in 40 years, Odom has compiled an impressive list of accomplishments throughout his coaching career, which includes stints as a head coach in both the Southeastern Conference with Missouri (2016-19) and the Mountain West Conference with the Rebels (2023-24). UNLV has totaled 19 wins during Odom's time guiding the Rebels, making it the winningest two-year stretch in the school's history as a Division I program. As a head coach, he has secured four postseason appearances in six seasons, including two (2017 Texas Bowl, 2018 Liberty Bowl) bowl bids at Missouri.

His 19-8 mark with the Rebels bears significance in that the five seasons prior to his arrival (2017-22), UNLV won just 20 games. Impressively, his UNLV teams posted a 10-2 mark in true road games after the program only won eight total road games in the previous six seasons (8-25).

In just two seasons, Odom dramatically changed expectations in Las Vegas, with UNLV twice advancing to the MWC Championship Game after the program had not made a single appearance in the event prior to his arrival. Following Odom's first campaign in Las Vegas (9-5, 6-2 MWC), he was named the 2023 Mountain West Coach of the Year. He also earned distinction as the program's first-ever Eddie Robinson Coach of the Year Award finalist. The 2023 season culminated in an appearance in the Guaranteed Rate Bowl in Phoenix, Arizona.

Odom's adept tutelage saw three Rebels earn All-America status, and the program christened its first-ever First Team Academic All-American after the 2023 season. Back-to-back seasons of six First Team All-MWC honorees for the Rebels have occurred, including a school-record 12 combined recognitions between the conference's first and second teams in 2024. Incoming Rebels have seen a boost in notoriety, as well, with Odom's 2025 signees ranking as the top class in the Mountain West.

Odom has also spent impactful tenures as a highly regarded defensive coordinator at Memphis (2012-14), Missouri (2015) and Arkansas (2020-22). For the Razorbacks, Odom served as associate head coach, defensive coordinator and safeties coach. His 2021 defense turned heads, as it allowed just 22.9 points per game – 12 points fewer per game than in 2020 and the fewest for an Arkansas defense since 2014. Focusing on the run defense, the unit evolved to allow just 153.9 yards per game, the fewest for Arkansas since 2015. Under Odom's watch, Arkansas' 18 takeaways during the 2020 campaign ranked 25th nationally. The Razorbacks' 13 interceptions were second most in the SEC and 13th most in the FBS.

During his first defensive coordinator job at Memphis in 2012, he transformed the Tigers into a defensive power. In 2014, his defense ranked fifth nationally in scoring defense (17.1 points per game) and 22nd nationally in total defense (343.3 yards per game) to help the Tigers go 10-3. That marked an incredible turnaround for a Memphis team that ranked 117th in total defense prior to his arrival. The program improved defensively each year under Odom, rising from 50th nationally in total defense in 2012 to 39th in 2013 to 22nd in his final year.

Before moving to Fayetteville, Odom spent four seasons as Missouri's head coach, taking two of his teams to bowl games and finishing at .500 or better three times en route to building an overall record of 25-25 from 2016-19. His 2018 Missouri squad finished the regular season ranked 23rd in the College Football Playoff poll.

Regarded among the coaching fraternity for his steadfast pathway to the top, Odom was promoted to the head coaching role at Missouri following the retirement of Gary Pinkel, whom he worked for in numerous capacities while on staff at Missouri in two separate stints. From 2003-2011, Odom served as graduate assistant, director of recruiting, director of football operations and safeties coach for the Tigers. Upon returning from his three seasons at Memphis, Odom served as defensive coordinator and linebackers coach in 2015 before his promotion ahead of the 2016 season.

Odom was born in Lawton, Oklahoma, and raised in Maysville, Oklahoma. He was a four-year letterwinner at linebacker for Missouri from 1996-99, helping the school make two bowl trips and serving as team captain during his senior season. He ended his MU career ranked in the program's all-time top 10 with 362 tackles.

Odom graduated from Missouri in 1999 with a bachelor's degree in education and earned his master's in education from the school in 2004. He and his wife, Tia, have two sons, JT and Garyt, and a daughter, Anna.





GAME 4 NOTES • Purdue vs. Notre Dame



• ODOM BY THE NUMBERS

STAT	2025	Career	Streak
Overall	2-1	46-34	L1
Big Ten	0-1	0-1	L1
Non-Conference	2-0		W2
Bowl		0-3	
At Ross-Ade Stadium	2-1	2-2	L1
True Road Games		16-16	
Neutral Site		1-3	
Day game	1-0	30-19	W1
Night game	1-1	16-15	L1
August	1-0	2-1	W1
September	1-1	16-8	L1
October		10-14	
November		18-6	
December		0-5	
January			
vs. FBS Top-25 teams		1-12	
vs. FBS non-ranked teams	1-1	38-22	L1
vs. FCS teams	1-0	7-0	W1
On artificial turf at Purdue			
On natural grass at Purdue	2-1	2-1	L1
Scoring first	1-0	33-6	W1
Opponent scores first	1-1	13-28	L1
Scoring on First Drive	2-0	25-8	W2
Opp Scoring on First Drive	1-1	12-15	L1
Leading after 1st quarter	1-0	34-7	W1
Tied/Trailing after 1st quarter	1-1	12-27	L1
Leading at halftime	2-0	39-4	W2
Tied/Trailing at halftime	0-1	7-30	L1
Leading after 3rd quarter	2-0	41-2	W2
Tied/Trailing after 3rd quarter	0-1	5-32	L1
Overtime		0-1	
Scoring 0-14 points		0-14	
Scoring 15-28 points	0-1	8-10	L1
Scoring 29-39 points	2-0	13-8	W2
Scoring 40+ points		25-2	
Allowing 0-14 points	2-0	20-0	W2
Allowing 15-28 points		20-8	
Allowing 29+ points	0-1	6-26	L1
Rushing for 100 yds or more	1-0	45-21	W1
Rushing for under 100 yds	1-1	1-13	L1
Opp Rushes for 100 yds or more	1-1	24-31	L1
Opp Rushes for under 100 yds	1-0	22-3	W1
Passing for 300 yds or more	1-1	14-7	L1
Passing for under 300 yds	1-0	32-27	W1
Opp Passes for 300 yds or more		9-9	
Opp Passes for under 300 yds	2-1	37-25	L1
Outgains opponent	2-0	41-9	W1
Outgained by opponent	0-1	5-25	L1
Total offense 300+ yds	2-1	44-23	L1
Allow 300+ yds total offense	0-1	28-33	L1
Total offense 400+ yds	1-0	36-13	W1
Allow 400+ yds total offense	0-1	14-22	L1
Total offense 500+ yds		19-5	
Allow 500+ yds total offense		3-11	
No turnovers	1-0	16-4	W1
Three or more turnovers	0-1	0-14	L1
No takeaways	2-1	5-14	L1
Three or more takeaways		12-3	
Wins the turnover battle		27-8	
Wins time of possession	1-0	23-4	W1
Games decided by 1-8 points		10-13	
Games decided by 9-16 points	0-1	5-7	L1
Games decided by 17-24 points	1-0	10-5	W1
Games decided by 25+ points	1-0	21-9	W1

• PURDUE & CAREER BESTS

MOST POINTS SCORED		
at Purdue	34	vs. Southern Illinois, 9/6/2025 (34-17)
Career	79	vs. Delaware State, 9/24/2016 (79-0)
FEWEST POINTS ALLOWED		
at Purdue	0	vs. Ball State, 8/30/2025
Career	0	4x last vs. Ball State, 8/30/2025
MOST FIRST DOWNS		
at Purdue	29	vs. Southern Illinois, 9/6/2025
Career	41	at Tennessee, 11/19/2016
FEWEST FIRST DOWNS ALLOWED		
at Purdue	13	vs. Ball State, 8/30/2025
Career	8	vs. Delaware State, 9/24/2016
MOST RUSHING ATTEMPTS		
at Purdue	53	vs. Southern Illinois, 9/6/2025
Career	67	at Tennessee, 11/19/2016
MOST RUSHING YARDS		
at Purdue	214	vs. Southern Illinois, 9/6/2025
Career	504	vs. Utah Tech, 9/7/2024
MOST RUSHING TOUCHDOWNS		
at Purdue	2	2x last vs. Southern Illinois, 9/6/2025
Career	6	2x last vs. Utah Tech, 9/7/2024
FEWEST RUSHING YARDS ALLOWED		
at Purdue	81	vs. Southern Illinois, 9/6/2025
Career	16	vs. South Carolina, 9/21/2019
MOST PASSES COMPLETED		
at Purdue	24	vs. USC, 9/13/2025
Career	34	at UConn, 10/28/2017
MOST PASSES ATTEMPTED		
at Purdue	39	vs. USC, 9/13/2025
Career	53	at West Virginia, 9/3/2016
MOST PASSING YARDS		
at Purdue	340	vs. Ball State, 8/30/2025
Career	521	vs. Missouri State, 9/2/2017
MOST PASSING TOUCHDOWNS		
at Purdue	2	2x last vs. Southern Illinois, 9/6/2025
Career	7	vs. Missouri State, 9/2/2017
FEWEST COMPLETIONS ALLOWED		
at Purdue	10	vs. Ball State, 8/30/2025
Career	3	at Air Force, 11/18/2023
FEWEST PASSING YARDS ALLOWED		
at Purdue	87	vs. Ball State, 8/30/2025
Career	54	vs. Southeast Missouri St., 9/14/2019
MOST YARDS OF TOTAL OFFENSE		
at Purdue	433	vs. Ball State, 8/30/2025
Career	815	vs. Missouri State, 9/2/2017
FEWEST YARDS OF TOTAL OFFENSE ALLOWED		
at Purdue	203	vs. Ball State, 8/30/2025
Career	94	vs. Southeast Missouri St., 9/14/2019
MOST SACKS		
at Purdue	4	vs. Ball State, 8/30/2025
Career	6	6x last vs. Nevada, 11/30/2024
MOST TACKLES-FOR-LOSS		
at Purdue	7	2x last vs. Southern Illinois, 9/6/2025
Career	13	vs. West Virginia, 9/7/2019
MOST INTERCEPTIONS		
at Purdue		
Career	3	vs. Georgia, 9/17/2016
LONGEST SCORING DRIVES AT PURDUE (PLAYS)		
Plays	13	2x last vs. Southern Illinois, 9/6/2025 (TD)
Yards	76	vs. Southern Illinois, 9/6/2025 (TD)
Time	7:10	vs. Southern Illinois, 9/6/2025
LONGEST TOUCHDOWN AT PURDUE (YARDS)		
49 Yards (R. Browne pass to A. Branch, TD) vs. Ball State, 8/30/2025		

• RECORD VS. OPPONENTS




OPPONENT	PURDUE	RECORD	STREAK	LAST
Alabama	-	0-1	L1	L, 39-10 (2018)
Air Force	-	1-0	W1	W, 31-27 (2023)
Arkansas	-	4-0	W4	W, 24-14 (2019)
Auburn	-	0-1	L1	L, 51-14 (2017)
Ball State	1-0	1-0	W1	W, 31-0 (2025)
Boise State	-	0-3	L3	L, 21-7 (2024)
Bryant	-	1-0	W1	W, 44-14 (2023)
California	-	1-0	W1	W, 24-13 (2024)
Colorado State	-	1-0	W1	W, 25-23 (2023)
Connecticut	-	1-0	W1	W, 52-12 (2017)
Delaware State	-	1-0	W1	W, 79-0 (2016)
Eastern Michigan	-	1-0	W1	W, 61-21 (2016)
Florida	-	2-2	L1	L, 23-6 (2019)
Fresno State	-	1-1	W1	W, 59-14 (2024)
Georgia	-	0-4	L4	L, 27-0 (2019)
Hawaii	-	2-0	W2	W, 29-27 (2024)
Houston	-	1-0	W1	W, 27-7 (2024)
Idaho	-	1-0	W1	W, 68-21 (2017)
Illinois		First Meeting		
Indiana		First Meeting		
Kansas	-	1-1	W1	W, 23-20 (2024)
Kentucky	-	0-4	L4	L, 29-7 (2019)
LSU	-	0-1	L1	L, 42-7 (2016)
Memphis	-	1-0	W1	W, 65-33 (2018)
Michigan	-	0-1	L1	L, 35-7 (2023)
Middle Tennessee	-	0-1	L1	L, 51-45 (2016)
Minnesota		First Meeting		
Missouri State	-	1-0	W1	W, 72-43 (2017)
Nevada	-	2-0	W2	W, 38-14 (2024)
New Mexico	-	1-0	W1	W, 56-14 (2023)
Northwestern		First Meeting		
Notre Dame		First Meeting		
Ohio State		First Meeting		
Oklahoma State	-	0-1	L1	L, 38-33 (2018)
Ole Miss	-	1-0	W1	W, 38-27 (2019)
Oregon State	-	1-0	W1	W, 33-25 (2024)
Purdue	-	1-1	W1	W, 40-37 (2018)
Rutgers		First Meeting		
San Diego State	-	1-0	W1	W, 41-20 (2024)
San Jose State	-	1-1	W1	W, 27-16 (2024)
South Carolina	-	1-3	W1	W, 34-14 (2019)
SE Missouri State	-	1-0	W1	W, 50-0 (2019)
Southern Illinois	1-0	1-0	W1	W, 34-17 (2025)
Syracuse	-	0-1	L1	L, 44-41 OT (2024)
Tennessee	-	2-2	L1	L, 24-20 (2019)
Texas	-	0-1	L1	L, 33-16 (2017)
UTEP	-	1-0	W1	W, 45-28 (2023)
USC	0-1	0-1	L1	L, 33-17 (2025)
Troy	-	1-0	W1	W, 42-10 (2019)
UT Martin	-	1-0	W1	W, 51-14 (2018)
Utah State	-	1-0	W1	W, 50-34 (2024)
Utah Tech	-	1-0	W1	W, 72-14 (2024)
Vanderbilt	-	4-1	W1	W, 40-37 (2023)
Washington		First Meeting		
West Virginia	-	1-1	W1	W, 38-7 (2019)
Wyoming	-	2-1	W1	W, 34-14 (2023)

Bold indicates 2025 opponent












THE QUARTERBACKS

	#15 RYAN BROWNE So. QB 6-4 210 Clarkston, Mich. Venice (Fla.) North Carolina	<ul style="list-style-type: none">Appeared in eight games with two starts in 2024 for the BoilermakersSpent the spring semester at North Carolina, transferred back in the summerTabbed the Shaun Alexander Player of the Week after throwing for 297 yards and rushing for 118 yards in first career start against Illinois (2024)Played high school in Michigan, Florida and New York - Only P4 offer was Purdue	<table><tr><th>YEAR</th><th>GP/GS</th><th>C-A-I</th><th>%</th><th>YDS</th><th>TD</th><th>LONG</th><th>APG</th><th>YPG</th></tr><tr><td>2025</td><td>3/3</td><td>56-88-4</td><td>63.6%</td><td>786</td><td>5</td><td>49</td><td>29.3</td><td>262.0</td></tr><tr><td>Career</td><td>12/5</td><td>111-180-8</td><td>61.7%</td><td>1422</td><td>9</td><td>62</td><td>15.0</td><td>118.5</td></tr></table> <p>Last Game: 24-39, 305 Yds, 1 TD, 3 Ints, 9 Att, 4 Yds</p>	YEAR	GP/GS	C-A-I	%	YDS	TD	LONG	APG	YPG	2025	3/3	56-88-4	63.6%	786	5	49	29.3	262.0	Career	12/5	111-180-8	61.7%	1422	9	62	15.0	118.5
YEAR	GP/GS	C-A-I	%	YDS	TD	LONG	APG	YPG																						
2025	3/3	56-88-4	63.6%	786	5	49	29.3	262.0																						
Career	12/5	111-180-8	61.7%	1422	9	62	15.0	118.5																						
	#3 MALACHI SINGLETON So. QB 6-1 235 Kennesaw, Ga. North Cobb Arkansas	<ul style="list-style-type: none">Joined Purdue ahead of the spring semester after two years at ArkansasLed the Razorbacks to a win over No. 4 Tennessee in 2024 to earn SEC Freshman of the Week honorsConsensus four-star prospect, No. 5 dual-threat quarterback nationally.	<table><tr><th>YEAR</th><th>GP/GS</th><th>C-A-I</th><th>%</th><th>YDS</th><th>TD</th><th>LONG</th><th>APG</th><th>YPG</th></tr><tr><td>2025</td><td>2/0</td><td>2-3-0</td><td>66.7%</td><td>29</td><td>0</td><td>22</td><td>1.5</td><td>14.5</td></tr><tr><td>Career</td><td>7/0</td><td>23-31-1</td><td>74.2%</td><td>387</td><td>0</td><td>45</td><td>3.1</td><td>55.3</td></tr></table> <p>Last Game: 1 Att, 4 Yds</p>	YEAR	GP/GS	C-A-I	%	YDS	TD	LONG	APG	YPG	2025	2/0	2-3-0	66.7%	29	0	22	1.5	14.5	Career	7/0	23-31-1	74.2%	387	0	45	3.1	55.3
YEAR	GP/GS	C-A-I	%	YDS	TD	LONG	APG	YPG																						
2025	2/0	2-3-0	66.7%	29	0	22	1.5	14.5																						
Career	7/0	23-31-1	74.2%	387	0	45	3.1	55.3																						
	#18 BENNETT MEREDITH Jr. QB 6-3 200 Hoover, Ala. Hoover Arizona State	<ul style="list-style-type: none">Played in three games for Purdue over three seasonsMade one start for Purdue, on the road at Northwestern in 2023Joined Purdue before the 2023 season after spending one year at Arizona StateLed Hoover High School to a 23-3 record and two appearances in the 7A AHSAA Football Championships semifinal round during that span	<table><tr><th>YEAR</th><th>GP/GS</th><th>C-A-I</th><th>%</th><th>YDS</th><th>TD</th><th>LONG</th><th>APG</th><th>YPG</th></tr><tr><td>2025</td><td></td><td></td><td></td><td></td><td></td><td></td><td></td><td></td></tr><tr><td>Career</td><td>3/1</td><td>7-11-0</td><td>63.6%</td><td>43</td><td>0</td><td>21</td><td>3.7</td><td>14.3</td></tr></table> <p>Last Game: Did Not Play</p>	YEAR	GP/GS	C-A-I	%	YDS	TD	LONG	APG	YPG	2025									Career	3/1	7-11-0	63.6%	43	0	21	3.7	14.3
YEAR	GP/GS	C-A-I	%	YDS	TD	LONG	APG	YPG																						
2025																														
Career	3/1	7-11-0	63.6%	43	0	21	3.7	14.3																						











THE RUNNING BACKS

	#45 DEVIN MOCKOBBEE Sr. RB 6-0 207 Boonville, Ind. Boonville	<ul style="list-style-type: none">• Doak Walker Award, Wuerffel Trophy, AFCA Good Works Team Watch List• Ranks in Purdue's career top-10 in 100-yard games (4th), rushing yards (5th), rushing attempts (7th) and rushing touchdowns (9th)• Walked on to the team and then awarded a scholarship in 2023• Majoring in mechanical engineering. Fixes and builds cars in spare time.	<table><tr><th>YEAR</th><th>GP/GS</th><th>ATT.</th><th>YDS</th><th>TD</th><th>LG</th><th>YPC</th><th>YPG</th></tr><tr><td>2025</td><td>3/3</td><td>58</td><td>230</td><td>3</td><td>17</td><td>19.3</td><td>76.7</td></tr><tr><td>Career</td><td>40/26</td><td>563</td><td>2696</td><td>22</td><td>68</td><td>14.1</td><td>67.4</td></tr></table> <p>Last Game: 12 Att, 45 Yds</p>	YEAR	GP/GS	ATT.	YDS	TD	LG	YPC	YPG	2025	3/3	58	230	3	17	19.3	76.7	Career	40/26	563	2696	22	68	14.1	67.4
YEAR	GP/GS	ATT.	YDS	TD	LG	YPC	YPG																				
2025	3/3	58	230	3	17	19.3	76.7																				
Career	40/26	563	2696	22	68	14.1	67.4																				
	#22 ANTONIO HARRIS So. RB 6-0 210 Chandler, Ind. Castle	<ul style="list-style-type: none">• Moved up the running backs depth chart during the offseason• Appeared in the final seven games of the season in 2024• Two-time Indiana All-State honoree	<table><tr><th>YEAR</th><th>GP/GS</th><th>ATT.</th><th>YDS</th><th>TD</th><th>LG</th><th>YPC</th><th>YPG</th></tr><tr><td>2025</td><td>3/0</td><td>9</td><td>36</td><td>0</td><td>17</td><td>3.0</td><td>12.0</td></tr><tr><td>Career</td><td>10/0</td><td>10</td><td>40</td><td>0</td><td>17</td><td>1.0</td><td>4.0</td></tr></table> <p>Last Game: 1 Att, -2</p>	YEAR	GP/GS	ATT.	YDS	TD	LG	YPC	YPG	2025	3/0	9	36	0	17	3.0	12.0	Career	10/0	10	40	0	17	1.0	4.0
YEAR	GP/GS	ATT.	YDS	TD	LG	YPC	YPG																				
2025	3/0	9	36	0	17	3.0	12.0																				
Career	10/0	10	40	0	17	1.0	4.0																				
	#24 MALACHI THOMAS Sr. RB 6-0 220 Harwell, Ga. Hart County Virginia Tech	<ul style="list-style-type: none">• Played four seasons at Virginia Tech before joining Purdue during the spring• Appeared in 38 games, making six starts, and rushed for 1,132 yards and seven touchdowns for the Hokies• Georgia AAA Player of the Year in 2019	<table><tr><th>YEAR</th><th>GP/GS</th><th>ATT.</th><th>YDS</th><th>TD</th><th>LG</th><th>YPC</th><th>YPG</th></tr><tr><td>2025</td><td>3/0</td><td>10</td><td>21</td><td>0</td><td>7</td><td>3.3</td><td>7.0</td></tr><tr><td>Career</td><td>41/6</td><td>266</td><td>1153</td><td>7</td><td>47</td><td>6.5</td><td>28.1</td></tr></table> <p>Last Game: 2 Att, 5 Yds</p>	YEAR	GP/GS	ATT.	YDS	TD	LG	YPC	YPG	2025	3/0	10	21	0	7	3.3	7.0	Career	41/6	266	1153	7	47	6.5	28.1
YEAR	GP/GS	ATT.	YDS	TD	LG	YPC	YPG																				
2025	3/0	10	21	0	7	3.3	7.0																				
Career	41/6	266	1153	7	47	6.5	28.1																				

THE TIGHT ENDS

	#81 GEORGE BURHENN So. TE 6-5 235 McCordsville, Ind. Mt. Vernon	<ul style="list-style-type: none">• Appeared in four games last year before injury ended his season• Played in 11 games and made a career-high five grabs vs. Indiana as a freshman• Won Indiana 4A football title as a junior and named top tight end in Indiana• Won the 110m hurdle state title as a senior, finished third in 300m hurdle	<table><tr><th>YEAR</th><th>GP/GS</th><th>REC</th><th>YDS</th><th>TD</th><th>LONG</th><th>REC/G</th><th>YPC</th><th>YDS/G</th></tr><tr><td>2025</td><td>3/0</td><td>7</td><td>74</td><td>0</td><td>21</td><td>2.3</td><td>10.6</td><td>24.7</td></tr><tr><td>Career</td><td>18/1</td><td>13</td><td>151</td><td>1</td><td>33</td><td>0.7</td><td>11.6</td><td>8.4</td></tr></table> <p>Last Game: 4 Rec, 26 Yds</p>	YEAR	GP/GS	REC	YDS	TD	LONG	REC/G	YPC	YDS/G	2025	3/0	7	74	0	21	2.3	10.6	24.7	Career	18/1	13	151	1	33	0.7	11.6	8.4
YEAR	GP/GS	REC	YDS	TD	LONG	REC/G	YPC	YDS/G																						
2025	3/0	7	74	0	21	2.3	10.6	24.7																						
Career	18/1	13	151	1	33	0.7	11.6	8.4																						
	#17 RICO WALKER Jr. TE 6-3 250 Hickory, N.C. Hickory Maryland Auburn	<ul style="list-style-type: none">• Joined Purdue after spending time at Auburn and Maryland• Played eight games in 2023 for Maryland, catching four passes for 27 yards• Four-star recruit, No. 2 player in North Carolina, Under Armour All-American	<table><tr><th>YEAR</th><th>GP/GS</th><th>REC</th><th>YDS</th><th>TD</th><th>LONG</th><th>REC/G</th><th>YPC</th><th>YDS/G</th></tr><tr><td>2025</td><td>1/1</td><td>0</td><td>0</td><td>0</td><td>0</td><td>0.0</td><td>0</td><td>0.0</td></tr><tr><td>Career</td><td>14/1</td><td>4</td><td>27</td><td>0</td><td>0</td><td>0.3</td><td>6.8</td><td>1.9</td></tr></table> <p>Last Game: Did Not Play</p>	YEAR	GP/GS	REC	YDS	TD	LONG	REC/G	YPC	YDS/G	2025	1/1	0	0	0	0	0.0	0	0.0	Career	14/1	4	27	0	0	0.3	6.8	1.9
YEAR	GP/GS	REC	YDS	TD	LONG	REC/G	YPC	YDS/G																						
2025	1/1	0	0	0	0	0.0	0	0.0																						
Career	14/1	4	27	0	0	0.3	6.8	1.9																						
	#44 CHRISTIAN MOORE Sr. TE 6-3 250 Huntington Beach, Calif. Huntington Beach Kansas St. UNLV	<ul style="list-style-type: none">• Played for Barry Odom at UNLV for one season with two catches in 14 games• Primarily used as a blocking fullback throughout his career• Finished third among FBS tight ends with a 77.8 run blocking grade in 2024• Spent three seasons at Kansas State, appearing in 30 contests• No. 41 tight end in the nation in the Class of 2020	<table><tr><th>YEAR</th><th>GP/GS</th><th>REC</th><th>YDS</th><th>TD</th><th>LONG</th><th>REC/G</th><th>YPC</th><th>YDS/G</th></tr><tr><td>2025</td><td>3/2</td><td>1</td><td>2</td><td>0</td><td>2</td><td>0.3</td><td>2</td><td>0.7</td></tr><tr><td>Career</td><td>49/14</td><td>5</td><td>36</td><td>1</td><td>27</td><td>0.1</td><td>7.2</td><td>0.7</td></tr></table> <p>Last Game: Appeared on offense and special teams</p>	YEAR	GP/GS	REC	YDS	TD	LONG	REC/G	YPC	YDS/G	2025	3/2	1	2	0	2	0.3	2	0.7	Career	49/14	5	36	1	27	0.1	7.2	0.7
YEAR	GP/GS	REC	YDS	TD	LONG	REC/G	YPC	YDS/G																						
2025	3/2	1	2	0	2	0.3	2	0.7																						
Career	49/14	5	36	1	27	0.1	7.2	0.7																						
	#87 CHRISTIAN EARLS Sr. TE 6-8 280 Chandler, Ariz. Basha Butler CC Kilgore College UNLV	<ul style="list-style-type: none">• Followed Coach Odom to Purdue after two seasons at UNLV• Primarily served as a blocking tight end during his time in Las Vegas• Played in 11 games at Kilgore College right out of high school	<table><tr><th>YEAR</th><th>GP/GS</th><th>REC</th><th>YDS</th><th>TD</th><th>LONG</th><th>REC/G</th><th>YPC</th><th>YDS/G</th></tr><tr><td>2025</td><td>3/0</td><td>0</td><td>0</td><td>0</td><td>0</td><td>0.0</td><td>0.0</td><td>0.0</td></tr><tr><td>Career</td><td>24/0</td><td>2</td><td>25</td><td>0</td><td>14</td><td>0.1</td><td>12.1</td><td>1.1</td></tr></table> <p>Last Game: Appeared on offense and special teams</p>	YEAR	GP/GS	REC	YDS	TD	LONG	REC/G	YPC	YDS/G	2025	3/0	0	0	0	0	0.0	0.0	0.0	Career	24/0	2	25	0	14	0.1	12.1	1.1
YEAR	GP/GS	REC	YDS	TD	LONG	REC/G	YPC	YDS/G																						
2025	3/0	0	0	0	0	0.0	0.0	0.0																						
Career	24/0	2	25	0	14	0.1	12.1	1.1																						

THE OFFENSIVE LINE

	#79 JOEY TANONA Jr. OL 6-6 305 Zionsville, Ind. Zionsville Notre Dame	<ul style="list-style-type: none"> Started first three games at left tackle 4-star prospect, No. 16 OT in Class of 2022 Transferred to Purdue in the summer of 2024 Did not play in two seasons at Notre Dame due to car accident before his first practice 		#58 HANK PURVIS So. OL 6-5 360 Wichita, Kan. Bishop Carroll UNLV	<ul style="list-style-type: none"> Followed Coach Odom and Coach Vance to Purdue during the offseason Appeared in all 14 games at UNLV as a freshman No. 9 prospect from the state of Kansas
	#74 JALEN ST. JOHN Sr. OL 6-5 330 St. Louis, Mo. Trinity Catholic Arkansas UNLV	<ul style="list-style-type: none"> Started first three games at left guard Most experienced linemen on roster - 41 games, 25 starts over his career Second Team All-Mountain West in 2024 Three years at Arkansas, before last two at UNLV 		#77 MARC NAVE JR. R-Fr. OL 6-4 350 Toledo, Ohio Central Catholic Kentucky	<ul style="list-style-type: none"> Joined Purdue during the offseason Spent one season at Murray State No. 17 interior lineman in Class of 2024 Two-time Ohio state champion
	#55 BRADYN JOINER So. OL 6-2 310 Anniston, Ala. Auburn High Auburn	<ul style="list-style-type: none"> Started first three games at center Joined Purdue during the offseason Spent two seasons at Auburn, earned SEC All-Freshman honors after 10 appearances in 2024 No. 1 center in Alabama in Class of 2023 		#62 GIORDANO VACCARO Sr. OL 6-3 315 Winnipeg, Manitoba University of Manitoba	<ul style="list-style-type: none"> In 2024, tabbed the Canada West Lineman of the Year and JP Metras Lineman Award winner Played three seasons at the University of Manitoba in his native Canada
	#76 ETHAN TRENT So. OL 6-2 295 Carmel, Ind. Carmel	<ul style="list-style-type: none"> Started first three games at right guard Made first career start vs. Ball State Earned a scholarship during the offseason Younger brother of Purdue superfan Tyler Trent who passed away from osteosarcoma in 2019 		#51 MASON VICARI So. OL 6-4 305 Sacramento, Calif. Christian Brothers UNLV	<ul style="list-style-type: none"> Followed Coach Odom and Coach Vance to Purdue during the offseason Appeared in nine games at UNLV as a freshman Three-star prospect in the Class of 2024
	#78 BAKYNE COLY Sr. OL 6-7 300 Farmington, Mich. Farmington Lawrence Tech	<ul style="list-style-type: none"> Started first three games at right tackle Cemented spot at tackle during the offseason Reserve for first two seasons at Purdue Put on 35 pounds since his arrival in 2023 Joined Purdue after one year at Lawrence Tech 		#71 MARQUES EASLEY R-Fr. OL 6-6 320 Kankakee, Ill. Kankakee Georgia	<ul style="list-style-type: none"> Came to Purdue after one season at Georgia Appeared in a pair of games for Georgia in 2024 Four-star recruit, No. 5 player in Illinois





THE WIDE RECEIVERS



#0 NITRO TUGGLE

So. | WR | 6-1 | 195
Goshen, Ind. | Northwood
Georgia

- Snagged touchdowns in back-to-back games against Southern Illinois and USC
- Speedy receiver spent one season at Georgia, appearing in eight games and caught three passes for 34 yards
- Four-star prospect and the No. 17 wide receiver nationally in the Class of 2024

YEAR	GP/GS	REC	YDS	TD	LONG	REC/G	YPC	YDS/G
2025	3/3	7	123	2	33	2.3	17.6	41.0
Career	11/3	10	157	2	33	0.9	15.7	14.3

Last Game: 4 Rec, 69 Yds, 1 TD



#2 MICHAEL JACKSON III

Sr. | WR | 6-0 | 205
Las Vegas, Nev. | Desert Pines
USC | Georgia

- Caught seven passes for 70+ yards twice this season (Southern Illinois, USC)
- Veteran leader in the wide receivers room after stops at USC and Georgia
- Won an SEC Championship during his lone season with Georgia
- Caught passes from Jaxson Dart, Kedon Slovis, Caleb Williams and Gunner Stockton throughout his career

YEAR	GP/GS	REC	YDS	TD	LONG	REC/G	YPC	YDS/G
2025	3/3	14	149	1	31	4.7	10.6	49.7
Career	32/7	61	657	6	59	1.9	10.8	20.5

Last Game: 7 Rec, 70 Yds



#6 ARHMAD BRANCH

So. | WR | 6-0 | 185
Festus, Mo. | Festus

- Caught three passes for 101 yards and a touchdown against Ball State
- First career catch was a 49-yard touchdown catch and run vs. Ball State
- Entered the transfer portal but elected to return after Coach Odom's hiring
- Played in five games in 2024, scoring on a three-yard jet sweep at Illinois
- Four-star prospect, No. 22 player in Missouri

YEAR	GP/GS	REC	YDS	TD	LONG	REC/G	YPC	YDS/G
2025	3/2	7	167	2	49	2.3	23.9	55.7
Career	9/2	7	167	2	49	0.8	23.9	18.6

Last Game: 2 Rec, 35 Yds



#12 COREY SMITH

So. | WR | 6-1 | 185
Brownsburg, Ind. | Tulsa

- Caught 12 passes for 179 yards and two touchdowns at Tulsa in 2024
- Vaulted up the depth chart during fall camp
- In-state product always wanted to play for Purdue
- No. 12 recruit out of Indiana for the Class of 2024
- Went 28-6 at Brownsburg High School, notching 14 touchdown grabs

YEAR	GP/GS	REC	YDS	TD	LONG	REC/G	YPC	YDS/G
2025	3/0	2	30	0	22	0.7	15	10.0
Career	15/0	14	209	2	22	0.9	14.9	13.9

Last Game: Appeared on offense



#13 EJ HORTON JR.

Sr. | WR | 6-1 | 190
Louisville, Ky. | Palmetto Academy
Marshall | West Virginia | FAU

- Joined Purdue during the offseason after stops at FAU, West Virginia, Marshall
- Last full season was in 2023 at West Virginia, made 10 grabs for 201 yards
- Appeared in 12 games with four starts at Marshall, recording 12 receptions for 186 yards and a touchdown

YEAR	GP/GS	REC	YDS	TD	LONG	REC/G	YPC	YDS/G
2025	3/1	10	125	0	21	3.3	12.5	41.7
Career	33/8	36	571	3	65	1.1	15.9	17.3

Last Game: 5 Rec, 70 Yds



#5 CHAUNCEY MAGWOOD

Sr. | WR | 6-0 | 200
Albany, Ga. | Lee County
Kentucky | UCF

- Veteran receiver with 41 career games played
- Injured for most of the spring and summer, ramped up during camp
- Joined Purdue in the offseason after two seasons at UCF and two at Kentucky
- Region 1-A Athlete of the Year in 2020 in Georgia

YEAR	GP/GS	REC	YDS	TD	LONG	REC/G	YPC	YDS/G
2025								
Career	41/1	17	263	1	34	0.4	15.5	6.4

Last Game: Did Not Play



#8 DE'NYLON MORRISSETTE JR.

Jr. | WR | 6-1 | 203
Stone Mountain, Ga. | North Cobb
Georgia

- One of the leaders of the receivers, stayed at Purdue to earn spot in new era
- Appeared in 11 games, starting four in 2024, grabbed 11 passes with two scores
- Played 16 games at Georgia in two years, winning the 2022 national title
- Four-star prospect, No. 182 player, No. 30 receiver in the Class of 2022

YEAR	GP/GS	REC	YDS	TD	LONG	REC/G	YPC	YDS/G
2025								
Career	24/4	15	140	2	19	0.6	9.3	5.8

Last Game: Did Not Play



#10 JESSE WATSON

R-Fr. | WR | 5-9 | 172
St. Louis, Mo. | East St. Louis

- A returning player who bought into new culture and climbed up depth chart
- Made Purdue debut in 2024 vs. Indiana State, catching one pass for 16 yards
- Reached three Illinois 6A State Finals, winning the 2022 edition
- High school teammate with Smiley Bradford

YEAR	GP/GS	REC	YDS	TD	LONG	REC/G	YPC	YDS/G
2025	3/0	2	25	0	20	0.7	12.5	8.3
Career	4/0	3	41	0	20	0.8	13.7	10.3

Last Game: 1 Rec, 20 Yds



#11 TRA'MAR HARRIS

R-Fr. | WR | 6-1 | 195
Cincinnati, Ohio | Winton Woods

- Appeared in a pair of games as a freshman in 2024
- Consensus three-star prospect, No. 17 in the state of Ohio per On3
- Ranked as No. 58 wide receiver in the country by ESPN
- Named OPSWA Div. II All-State and All-Southwest First Team in 2023

YEAR	GP/GS	REC	YDS	TD	LONG	REC/G	YPC	YDS/G
2025								
Career	2/0	0	0	0	0	0.0	0	0.0

Last Game: Did Not Play



#19 DAVID WASHINGTON

R-Fr. | WR | 6-0 | 200
Las Vegas, Nev. | Delta Academy
Utah

- Joined Purdue during the offseason after one season at Utah
- Appeared in four games on special teams, blocking one punt for the Utes
- Four-star prospect and No. 7 player in Nevada's Class of 2024

YEAR	GP/GS	REC	YDS	TD	LONG	REC/G	YPC	YDS/G
2025								
Career	4/0	0	0	0	0	0.0	0	0.0

Last Game: Did Not Play



#9 JALIL HALL

Fr. | WR | 6-4 | 202
Drexel Hill, Pa. | Monsignor Bonner

- Rated a four-star prospect by 247Sports Composite
- Named the No. 5 prospect in Pennsylvania and No. 35 wide receiver nationally by 247Sports
- Hauled in 59 receptions for 991 yards and 14 touchdowns as a senior

YEAR	GP/GS	REC	YDS	TD	LONG	REC/G	YPC	YDS/G
2025	1/0	1	7	0	0	0.0	0	0.0
Career	1/0	1	7	0	0	0.0	0	0.0

Last Game: Did not play

THE SPECIALISTS



#35 SPENCER PORATH

So. | K | 5-11 | 200
Brownsburg, Ind. | Brownsburg

- Big Ten Special Teams Player of the Week after two field goals vs. Southern Illinois
- 7-of-11 on field goals, tied for fourth most makes by a freshman in Purdue history
- 2023 U.S. Army Bowl All-American, Indiana Mr. Football at Kicker
- No. 8 kicker in the Class of 2024

YEAR	FGM-A	FG%	PAT	LONG	-29	30-39	40-49	50+
2025	4-4	1.000	10-10	43	2-2	1-1	1-1	0-0
Career	11-15	.785	27-27	45	8-9	1-4	2-2	0-0

Last Game: 1-1 FG (39 Yds), 2-2 PATs



#38 JACK MCCALLISTER

Sr. | P | 6-0 | 213
Edmonds, Wash. | Kings
Washington

- Opponents average start is their own 10.5-yard line after his punts
- Averaged over 50 yards on three punts against Ball State and USC
- Named to the Ray Guy Award Ray's 8 after Week 1 & 3
- Joined Purdue in the spring of 2025, after spending the offseason at Nebraska
- Punted in the CFP National Championship Game in 2024 for Washington

YEAR	GP	PUNT	AVG	LONG	YDS	NET	I20
2025	3	6	52.3	68	314	314	5
Career	44	116	42.6	68	4937	4817	38

Last Game: 3 Punts, 54.3 Avg, Lg 68, 2 I20



#93 SETH TURNER

So. | K/P | 6-1 | 195
Malvern, Pa. | Great Valley
UConn

- Primarily used as the kickoff specialist
- Spent two seasons at UConn before joining Purdue during the offseason
- First-Team all-area kicker as a senior
- Holds the Great Valley record with a 51-yard boot

YEAR	FGM-A	FG%	PAT	LONG	-29	30-39	40-49	50+
2025								
Career								

Last Game: 4 KO's, 3 TB's



#46 LUKE RAAB

R-Fr. | LS | 6-2 | 215
Brentwood, Tenn. | Brentwood
Georgia

- Joined Purdue after spending a redshirt at Georgia in 2024
- Led Brentwood Academy to state semifinals three years in a row
- Sister, Meghan, swam at Georgia on one of the national championship teams
- Mother, Jamie, and sister, Allie, were both on national championship swimming and diving teams at Stanford










YEAR	GP/GS	TOT	UA	AST	TFL	SACK	FF	FR	PBU	INT
2025	3/0									
Career	3/0	0	0	0	0	0	0	0	0	0

Last Game: Snapped on field goal and punt units







THE DEFENSIVE LINE

	#8 CJ MADDEN Jr. DE 6-4 275 Ellenwood, Ga. Cedar Grove Georgia	<ul style="list-style-type: none">• Represented Purdue at Big Ten Football Media Days• Appeared in the first three games of the season before missing the remainder of the season due to injury• Spent two seasons at Georgia• No. 13 linebacker in the nation in Class of 2022	<table><tr><th>YEAR</th><th>GP/GS</th><th>TOT</th><th>UA</th><th>AST</th><th>TFL</th><th>SACK</th><th>FF</th><th>FR</th><th>PBU</th><th>INT</th></tr><tr><td>2025</td><td>3/3</td><td>3</td><td>2</td><td>1</td><td>0.5</td><td>0.5</td><td>0</td><td>0</td><td>0</td><td>0</td></tr><tr><td>Career</td><td>14/3</td><td>13</td><td>10</td><td>3</td><td>1</td><td>0.5</td><td>0</td><td>0</td><td>0</td><td>0</td></tr></table> Last Game: Started on defense	YEAR	GP/GS	TOT	UA	AST	TFL	SACK	FF	FR	PBU	INT	2025	3/3	3	2	1	0.5	0.5	0	0	0	0	Career	14/3	13	10	3	1	0.5	0	0	0	0
YEAR	GP/GS	TOT	UA	AST	TFL	SACK	FF	FR	PBU	INT																										
2025	3/3	3	2	1	0.5	0.5	0	0	0	0																										
Career	14/3	13	10	3	1	0.5	0	0	0	0																										
	#13 TJ LINDSEY R-Fr. DL 6-3 310 Little Rock, Ark. IMG Academy Auburn	<ul style="list-style-type: none">• Joined Purdue during the spring, cementing his spot in the middle of the line• Appeared in one game during his lone season at Auburn in 2024, redshirted• Four-star prospect, No. 25 defensive tackle in the Class of 2024	<table><tr><th>YEAR</th><th>GP/GS</th><th>TOT</th><th>UA</th><th>AST</th><th>TFL</th><th>SACK</th><th>FF</th><th>FR</th><th>PBU</th><th>INT</th></tr><tr><td>2025</td><td>3/2</td><td>5</td><td>4</td><td>1</td><td>1</td><td>0</td><td>0</td><td>0</td><td>0</td><td>0</td></tr><tr><td>Career</td><td>4/2</td><td>6</td><td>5</td><td>1</td><td>1</td><td>0</td><td>0</td><td>0</td><td>0</td><td>0</td></tr></table> Last Game: Appeared on defense	YEAR	GP/GS	TOT	UA	AST	TFL	SACK	FF	FR	PBU	INT	2025	3/2	5	4	1	1	0	0	0	0	0	Career	4/2	6	5	1	1	0	0	0	0	0
YEAR	GP/GS	TOT	UA	AST	TFL	SACK	FF	FR	PBU	INT																										
2025	3/2	5	4	1	1	0	0	0	0	0																										
Career	4/2	6	5	1	1	0	0	0	0	0																										
	#23 TREY SMITH So. DE 6-4 255 Apopka, Fla. Ocoee Illinois	<ul style="list-style-type: none">• Recorded a half sack against Southern Illinois• Joined Purdue in 2024, appeared in nine games with two tackles last year• Played in two contests as a freshman at Illinois in 2023• No. 57 defensive end in the nation in the Class of 2023	<table><tr><th>YEAR</th><th>GP/GS</th><th>TOT</th><th>UA</th><th>AST</th><th>TFL</th><th>SACK</th><th>FF</th><th>FR</th><th>PBU</th><th>INT</th></tr><tr><td>2025</td><td>3/2</td><td>5</td><td>2</td><td>3</td><td>0.5</td><td>0.5</td><td>0</td><td>0</td><td>0</td><td>0</td></tr><tr><td>Career</td><td>14/2</td><td>7</td><td>4</td><td>3</td><td>1.5</td><td>0.5</td><td>0</td><td>0</td><td>0</td><td>0</td></tr></table> Last Game: Appeared on defense	YEAR	GP/GS	TOT	UA	AST	TFL	SACK	FF	FR	PBU	INT	2025	3/2	5	2	3	0.5	0.5	0	0	0	0	Career	14/2	7	4	3	1.5	0.5	0	0	0	0
YEAR	GP/GS	TOT	UA	AST	TFL	SACK	FF	FR	PBU	INT																										
2025	3/2	5	2	3	0.5	0.5	0	0	0	0																										
Career	14/2	7	4	3	1.5	0.5	0	0	0	0																										
	#58 BREEON ISHMAIL So. DE 6-4 270 Cincinnati, Ohio Princeton Michigan	<ul style="list-style-type: none">• Transferred to Purdue during the offseason• Spent two years at Michigan, appearing in two games, won the CFP National Championship in 2023• No. 27 player in Ohio and No. 91 linebacker nationally in the Class of 2023	<table><tr><th>YEAR</th><th>GP/GS</th><th>TOT</th><th>UA</th><th>AST</th><th>TFL</th><th>SACK</th><th>FF</th><th>FR</th><th>PBU</th><th>INT</th></tr><tr><td>2025</td><td>3/0</td><td>1</td><td>1</td><td>0</td><td>0</td><td>0</td><td>0</td><td>0</td><td>0</td><td>0</td></tr><tr><td>Career</td><td>11/0</td><td>5</td><td>2</td><td>3</td><td>0</td><td>0</td><td>0</td><td>0</td><td>0</td><td>0</td></tr></table> Last Game: Appeared on defense	YEAR	GP/GS	TOT	UA	AST	TFL	SACK	FF	FR	PBU	INT	2025	3/0	1	1	0	0	0	0	0	0	0	Career	11/0	5	2	3	0	0	0	0	0	0
YEAR	GP/GS	TOT	UA	AST	TFL	SACK	FF	FR	PBU	INT																										
2025	3/0	1	1	0	0	0	0	0	0	0																										
Career	11/0	5	2	3	0	0	0	0	0	0																										
	#95 BREYON CHARLES Sr. DL 6-3 272 New Orleans, La. Destrehan Lamar Navarro North Texas	<ul style="list-style-type: none">• Joined Purdue during the offseason after one year at North Texas• Led the Mean Green with 4.5 sacks during the 2024 campaign• Played one year at Navarro College, earning JUCO Second Team All-America	<table><tr><th>YEAR</th><th>GP/GS</th><th>TOT</th><th>UA</th><th>AST</th><th>TFL</th><th>SACK</th><th>FF</th><th>FR</th><th>PBU</th><th>INT</th></tr><tr><td>2025</td><td>2/0</td><td>4</td><td>3</td><td>1</td><td>0.5</td><td>0.5</td><td>0</td><td>0</td><td>0</td><td>0</td></tr><tr><td>Career</td><td>30/4</td><td>49</td><td>21</td><td>28</td><td>7</td><td>5.5</td><td>0</td><td>3</td><td>2</td><td>0</td></tr></table> Last Game: Appeared on defense	YEAR	GP/GS	TOT	UA	AST	TFL	SACK	FF	FR	PBU	INT	2025	2/0	4	3	1	0.5	0.5	0	0	0	0	Career	30/4	49	21	28	7	5.5	0	3	2	0
YEAR	GP/GS	TOT	UA	AST	TFL	SACK	FF	FR	PBU	INT																										
2025	2/0	4	3	1	0.5	0.5	0	0	0	0																										
Career	30/4	49	21	28	7	5.5	0	3	2	0																										
	#97 JAMARRION HARKLESS So. DL 6-3 345 Lexington, Ky. Frederick Douglas	<ul style="list-style-type: none">• Racked up 1.5 sacks in first career start against Ball State• One of the longest tenured players on the team in his third season• Made 10 appearances with six stops during his freshman season in 2024• No. 8 player in Kentucky and No. 90 defensive lineman in Class of 2023	<table><tr><th>YEAR</th><th>GP/GS</th><th>TOT</th><th>UA</th><th>AST</th><th>TFL</th><th>SACK</th><th>FF</th><th>FR</th><th>PBU</th><th>INT</th></tr><tr><td>2025</td><td>3/3</td><td>5</td><td>1</td><td>4</td><td>1.5</td><td>1.5</td><td>0</td><td>0</td><td>0</td><td>0</td></tr><tr><td>Career</td><td>13/3</td><td>11</td><td>2</td><td>9</td><td>1.5</td><td>1.5</td><td>0</td><td>0</td><td>0</td><td>0</td></tr></table> Last Game: 1 Total, 1 Solo	YEAR	GP/GS	TOT	UA	AST	TFL	SACK	FF	FR	PBU	INT	2025	3/3	5	1	4	1.5	1.5	0	0	0	0	Career	13/3	11	2	9	1.5	1.5	0	0	0	0
YEAR	GP/GS	TOT	UA	AST	TFL	SACK	FF	FR	PBU	INT																										
2025	3/3	5	1	4	1.5	1.5	0	0	0	0																										
Career	13/3	11	2	9	1.5	1.5	0	0	0	0																										
	#18 DEMECO KENNEDY So. DL 6-2 305 Lexington, Ky. Frederick Douglas	<ul style="list-style-type: none">• Appeared in nine games as a freshman in 2024• Racked up two tackles in games against Wisconsin and Ohio State• No. 5 player in Kentucky• Helped guide the Broncos to the 2022 Kentucky Class 5A State Championship	<table><tr><th>YEAR</th><th>GP/GS</th><th>TOT</th><th>UA</th><th>AST</th><th>TFL</th><th>SACK</th><th>FF</th><th>FR</th><th>PBU</th><th>INT</th></tr><tr><td>2025</td><td>3/1</td><td>3</td><td>3</td><td>0</td><td>1</td><td>1</td><td>0</td><td>0</td><td>0</td><td>0</td></tr><tr><td>Career</td><td>12/1</td><td>9</td><td>6</td><td>3</td><td>1</td><td>1</td><td>0</td><td>0</td><td>0</td><td>0</td></tr></table> Last Game: 1 Total, 1 Solo, 1 Sack, First career start	YEAR	GP/GS	TOT	UA	AST	TFL	SACK	FF	FR	PBU	INT	2025	3/1	3	3	0	1	1	0	0	0	0	Career	12/1	9	6	3	1	1	0	0	0	0
YEAR	GP/GS	TOT	UA	AST	TFL	SACK	FF	FR	PBU	INT																										
2025	3/1	3	3	0	1	1	0	0	0	0																										
Career	12/1	9	6	3	1	1	0	0	0	0																										
	#40 IAN JEFFRIES So. DL 6-4 303 Southaven, Miss. Southaven Arkansas State	<ul style="list-style-type: none">• Came to Purdue after time at Akron, Independence CC and Jackson State• Two-time First Team All-MAC for Akron with 26.5 TFLs and 13 sacks in two years• Recorded seven TFLs and two sacks in one season at Independence in 2022	<table><tr><th>YEAR</th><th>GP/GS</th><th>TOT</th><th>UA</th><th>AST</th><th>TFL</th><th>SACK</th><th>FF</th><th>FR</th><th>PBU</th><th>INT</th></tr><tr><td>2025</td><td>3/0</td><td>1</td><td>1</td><td>0</td><td>0</td><td>0</td><td>0</td><td>0</td><td>0</td><td>0</td></tr><tr><td>Career</td><td>19/8</td><td>22</td><td>13</td><td>9</td><td>4.5</td><td>3.5</td><td>1</td><td>0</td><td>0</td><td>0</td></tr></table> Last Game: Appeared on defense	YEAR	GP/GS	TOT	UA	AST	TFL	SACK	FF	FR	PBU	INT	2025	3/0	1	1	0	0	0	0	0	0	0	Career	19/8	22	13	9	4.5	3.5	1	0	0	0
YEAR	GP/GS	TOT	UA	AST	TFL	SACK	FF	FR	PBU	INT																										
2025	3/0	1	1	0	0	0	0	0	0	0																										
Career	19/8	22	13	9	4.5	3.5	1	0	0	0																										
	#91 CJ NUNNALLY IV Sr. DL 6-3 265 Douglasville, Ga. South Paulding Jackson State Akron	<ul style="list-style-type: none">• Tallied sacks on back-to-back plays against Southern Illinois• Came to Purdue after time at Akron, Independence CC and Jackson State• Two-time First Team All-MAC for Akron with 26.5 TFLs and 13 sacks in two years• Recorded seven TFLs and two sacks in one season at Independence in 2022	<table><tr><th>YEAR</th><th>GP/GS</th><th>TOT</th><th>UA</th><th>AST</th><th>TFL</th><th>SACK</th><th>FF</th><th>FR</th><th>PBU</th><th>INT</th></tr><tr><td>2025</td><td>3/1</td><td>4</td><td>4</td><td>0</td><td>2</td><td>2</td><td>0</td><td>0</td><td>0</td><td>0</td></tr><tr><td>Career</td><td>28/24</td><td>125</td><td>63</td><td>62</td><td>28.5</td><td>15</td><td>3</td><td>0</td><td>2</td><td>0</td></tr></table> Last Game: 1 Total, 1 Solo	YEAR	GP/GS	TOT	UA	AST	TFL	SACK	FF	FR	PBU	INT	2025	3/1	4	4	0	2	2	0	0	0	0	Career	28/24	125	63	62	28.5	15	3	0	2	0
YEAR	GP/GS	TOT	UA	AST	TFL	SACK	FF	FR	PBU	INT																										
2025	3/1	4	4	0	2	2	0	0	0	0																										
Career	28/24	125	63	62	28.5	15	3	0	2	0																										

THE LINEBACKERS

	#5 CHARLES CORREA So. LB 6-3 230 Kuli'ou'ou, Hawaii Bishop Gorman UNLV	<ul style="list-style-type: none">• Reached double digit tackles for the first time in his career vs. USC• Picked up a sack in back-to-back games against Southern Illinois and USC• Joined Purdue after spring practice, following the coaching staff from UNLV• Appeared in all 14 games with two starts at UNLV, making 16 tackles• From the Island of Oahu, moved to Las Vegas for last two years of high school	<table><tr><th>YEAR</th><th>GP/GS</th><th>TOT</th><th>UA</th><th>AST</th><th>TFL</th><th>SACK</th><th>FF</th><th>FR</th><th>PBU</th><th>INT</th></tr><tr><td>2025</td><td>3/3</td><td>20</td><td>15</td><td>5</td><td>3.5</td><td>1.5</td><td>0</td><td>0</td><td>1</td><td>0</td></tr><tr><td>Career</td><td>17/5</td><td>36</td><td>25</td><td>11</td><td>5</td><td>1.5</td><td>1</td><td>0</td><td>2</td><td>0</td></tr></table> <p>Last Game: 11 Total, 9 Solo, 1 TFL, 1 Sack</p>	YEAR	GP/GS	TOT	UA	AST	TFL	SACK	FF	FR	PBU	INT	2025	3/3	20	15	5	3.5	1.5	0	0	1	0	Career	17/5	36	25	11	5	1.5	1	0	2	0
YEAR	GP/GS	TOT	UA	AST	TFL	SACK	FF	FR	PBU	INT																										
2025	3/3	20	15	5	3.5	1.5	0	0	1	0																										
Career	17/5	36	25	11	5	1.5	1	0	2	0																										
	#16 MANI POWELL Sr. LB 6-2 230 Columbus, Ohio Fayetteville Arkansas UNLV	<ul style="list-style-type: none">• Followed Coach Odom and staff from UNLV after one season in Las Vegas• Appeared in 14 games with seven starts at UNLV, totaling 59 tackles, 9.0 TFLs• Spent two seasons at Arkansas, playing in 21 games• No. 3 recruit out of Arkansas and No. 37 linebacker nationally in Class of 2022	<table><tr><th>YEAR</th><th>GP/GS</th><th>TOT</th><th>UA</th><th>AST</th><th>TFL</th><th>SACK</th><th>FF</th><th>FR</th><th>PBU</th><th>INT</th></tr><tr><td>2025</td><td>3/3</td><td>16</td><td>12</td><td>4</td><td>2</td><td>1</td><td>0</td><td>0</td><td>1</td><td>0</td></tr><tr><td>Career</td><td>38/10</td><td>80</td><td>44</td><td>36</td><td>11</td><td>4.5</td><td>0</td><td>0</td><td>1</td><td>0</td></tr></table> <p>Last Game: 7 Total, 5 Solo, 1 TFL</p>	YEAR	GP/GS	TOT	UA	AST	TFL	SACK	FF	FR	PBU	INT	2025	3/3	16	12	4	2	1	0	0	1	0	Career	38/10	80	44	36	11	4.5	0	0	1	0
YEAR	GP/GS	TOT	UA	AST	TFL	SACK	FF	FR	PBU	INT																										
2025	3/3	16	12	4	2	1	0	0	1	0																										
Career	38/10	80	44	36	11	4.5	0	0	1	0																										
	#6 SANDERS ELLIS So. LB 6-2 240 Nashville, Tenn. Station Camp Tennessee State	<ul style="list-style-type: none">• Joined Purdue during the offseason after one year at Tennessee State• Jerry Rice Award Finalist & FCS Freshman All-American• Totaled 86 tackles, 15.5 TFLs, 2.5 sacks and three fumble recoveries• Was under-recruited out of high school from a small high school	<table><tr><th>YEAR</th><th>GP/GS</th><th>TOT</th><th>UA</th><th>AST</th><th>TFL</th><th>SACK</th><th>FF</th><th>FR</th><th>PBU</th><th>INT</th></tr><tr><td>2025</td><td>3/0</td><td>3</td><td>1</td><td>2</td><td>0.5</td><td>0.5</td><td>0</td><td>0</td><td>0</td><td>0</td></tr><tr><td>Career</td><td>15/11</td><td>84</td><td>57</td><td>27</td><td>14.5</td><td>3</td><td>0</td><td>3</td><td>2</td><td>0</td></tr></table> <p>Last Game: Appeared on defense and special teams</p>	YEAR	GP/GS	TOT	UA	AST	TFL	SACK	FF	FR	PBU	INT	2025	3/0	3	1	2	0.5	0.5	0	0	0	0	Career	15/11	84	57	27	14.5	3	0	3	2	0
YEAR	GP/GS	TOT	UA	AST	TFL	SACK	FF	FR	PBU	INT																										
2025	3/0	3	1	2	0.5	0.5	0	0	0	0																										
Career	15/11	84	57	27	14.5	3	0	3	2	0																										
	#10 ALEX SANFORD JR. Jr. LB 6-1 232 Oxford, Miss. Oxford Arkansas	<ul style="list-style-type: none">• Joined Purdue during the winter, reuniting with former teammate Mani Powell• Played first two seasons at Arkansas, appearing in 23 games• Originally recruited to Arkansas by then-defensive coordinator Barry Odom• No. 8 player in Mississippi and No. 25 inside linebacker in Class of 2023	<table><tr><th>YEAR</th><th>GP/GS</th><th>TOT</th><th>UA</th><th>AST</th><th>TFL</th><th>SACK</th><th>FF</th><th>FR</th><th>PBU</th><th>INT</th></tr><tr><td>2025</td><td>3/1</td><td>5</td><td>4</td><td>1</td><td>0</td><td>0</td><td>0</td><td>0</td><td>0</td><td>0</td></tr><tr><td>Career</td><td>26/1</td><td>6</td><td>5</td><td>1</td><td>0</td><td>0</td><td>0</td><td>0</td><td>0</td><td>0</td></tr></table> <p>Last Game: 2 Total, 1 Solo, First Purdue start</p>	YEAR	GP/GS	TOT	UA	AST	TFL	SACK	FF	FR	PBU	INT	2025	3/1	5	4	1	0	0	0	0	0	0	Career	26/1	6	5	1	0	0	0	0	0	0
YEAR	GP/GS	TOT	UA	AST	TFL	SACK	FF	FR	PBU	INT																										
2025	3/1	5	4	1	0	0	0	0	0	0																										
Career	26/1	6	5	1	0	0	0	0	0	0																										
	#20 WINSTON BERGLUND So. LB 6-2 230 Carmel, Ind. Carmel	<ul style="list-style-type: none">• Played in three games as a freshman before injury ended his campaign early• Sister, Meredith, swam for the Boilermakers and serves on the recruiting staff• No. 11 prospect from the state of Indiana in the Class of 2024	<table><tr><th>YEAR</th><th>GP/GS</th><th>TOT</th><th>UA</th><th>AST</th><th>TFL</th><th>SACK</th><th>FF</th><th>FR</th><th>PBU</th><th>INT</th></tr><tr><td>2025</td><td>2/0</td><td>3</td><td>2</td><td>1</td><td>0</td><td>0</td><td>0</td><td>0</td><td>0</td><td>0</td></tr><tr><td>Career</td><td>5/0</td><td>12</td><td>9</td><td>3</td><td>2</td><td>1</td><td>0</td><td>0</td><td>0</td><td>0</td></tr></table> <p>Last Game: 3 Total, 2 Solo</p>	YEAR	GP/GS	TOT	UA	AST	TFL	SACK	FF	FR	PBU	INT	2025	2/0	3	2	1	0	0	0	0	0	0	Career	5/0	12	9	3	2	1	0	0	0	0
YEAR	GP/GS	TOT	UA	AST	TFL	SACK	FF	FR	PBU	INT																										
2025	2/0	3	2	1	0	0	0	0	0	0																										
Career	5/0	12	9	3	2	1	0	0	0	0																										





THE DEFENSIVE BACKS



#0 TONY GRIMES
Sr. | DB | 6-2 | 195
Virginia Beach, Va. | Princess Anne
UNC | Texas A&M | UNLV

- Leader of the defense, 51 games played, 41 starts in his career
- Joined Purdue following previous stops at UNLV, Texas A&M and North Carolina
- Started 13 games for the Rebels in 2024 with 20 tackles and six breakups
- 36 games started in three years at North Carolina, All-ACC honorable mention
- Five-star prospect, No. 1 defensive back in the nation for Class of 2020

YEAR	GP/GS	TOT	UA	AST	TFL	SACK	FF	FR	PBU	INT
2025	3/3	7	5	2	0	0	0	0	0	0
Career	53/43	124	93	31	3.5	1	1	0	25	1

Last Game: 4 Total, 3 Solo



#4 HUDAURI HINES
So. | DB | 6-1 | 200
Indianapolis, Ind. | Franklin Central

- Made first career start vs. Ball State
- Appeared in the final eight games of the 2024 season for the Boilermakers
- Made five tackles and had one TFL
- No. 58 cornerback in the Class of 2024

YEAR	GP/GS	TOT	UA	AST	TFL	SACK	FF	FR	PBU	INT
2025	3/2	10	10	0	1	0	0	0	2	0
Career	11/2	15	14	1	2	0	0	0	2	0

Last Game: 5 Total, 5 Solo, 1 PBU



#7 CREW WAKLEY
Sr. | DB | 6-0 | 202
Sandy, Utah | Jordan
Utah State | BYU

- Joined Purdue following 23 games and 16 starts in two seasons at BYU
- Posted three interceptions and seven pass breakups in two campaigns in Provo
- Quit football in 2022 and enrolled at BYU as a walk-on
- Played four games in two years at Utah State, following two-year church mission
- Age 25, celebrated his fifth wedding anniversary to Kimber Wakley

YEAR	GP/GS	TOT	UA	AST	TFL	SACK	FF	FR	PBU	INT
2025	1/0	3	3	0	0	0	0	0	1	0
Career	29/16	109	67	42	5.5	1	0	0	8	3

Last Game: Did not play



#9 MYLES SLUSHER
Sr. | DB | 6-0 | 195
Broken Arrow, Okla. | Broken Arrow
Arkansas | Colorado

- Joined Purdue after sitting out 2024, played four games at Colorado in 2023
- Spent three seasons at Arkansas, making 23 appearances with 14 starts
- Four-star prospect No. 11 safety and No. 170 player overall in Class of 2020

YEAR	GP/GS	TOT	UA	AST	TFL	SACK	FF	FR	PBU	INT
2025	3/3	18	15	3	1	0	0	0	1	0
Career	30/19	128	91	37	11.5	3.5	1	2	7	2

Last Game: 12 Total, 9 Solo, 1 TFL, 1 PBU



#12 RYAN TURNER
Jr. | DB | 6-0 | 195
Broward County, Fla. | Chaminade
Ohio State | Boston College

- Came to Purdue during the offseason, following two previous stops
- Appeared in nine games with two starts at Boston College in 2024
- Saw action in two games at Ohio State over two seasons in 2022 and 2023
- Four-star recruit, No. 37 cornerback in the country in Class of 2022

YEAR	GP/GS	TOT	UA	AST	TFL	SACK	FF	FR	PBU	INT
2025	3/1	6	3	3	0	0	0	0	0	0
Career	17/3	22	16	6	3	2	0	0	4	1

Last Game: 3 Total, 2 Solo



#21 TAHJ RA-EL
Sr. | DB | 6-2 | 208
Charlotte, N.C. | Myers Park
Old Dominion | Memphis

- Led team with seven tackles in against Ball State and Southern Illinois
- Played one season at Memphis, after three at Old Dominion
- Recorded 84 tackles and made his first career interception in 2023
- Named the North Carolina vs. South Carolina Shrine Bowl in 2020-21

YEAR	GP/GS	TOT	UA	AST	TFL	SACK	FF	FR	PBU	INT
2025	3/3	17	16	1	1	0	0	0	0	0
Career	43/20	169	84	85	6.5	0	0	0	8	2

Last Game: 3 Total, 2 Solo



#24 AN'DARIUS COFFEY
Sr. | DB | 5-10 | 203
Winona, Miss. | Winona
Memphis

- Spent five seasons at Memphis, appearing in 45 games with nine starts
- Named to the AllState Wuerffel Trophy Watch List ahead of the 2024 season
- Flipped to defensive back in 2023, after three seasons as a running back
- No. 25 prospect out of Mississippi in the Class of 2020

YEAR	GP/GS	TOT	UA	AST	TFL	SACK	FF	FR	PBU	INT
2025	3/2	7	4	3	0	0	0	0	0	0
Career	48/11	57	37	20	3.5	1	2	1	3	0

Last Game: 1 Total, 1 Solo



#28 CHALIL CUMMINGS
R-Fr. | DB | 5-11 | 190
Starke, Fla. | Bradford
Memphis

- Spent his freshman season at Memphis, appearing in five games
- No. 40 athlete in the nation in the Class of 2024

YEAR	GP/GS	TOT	UA	AST	TFL	SACK	FF	FR	PBU	INT
2025	3/0	0	0	0	0	0	0	0	0	0
Career	8/0	0	0	0	0	0	0	0	0	0

Last Game: Appeared on defense and special teams



#1 SMILEY BRADFORD
Sr. | DB | 6-0 | 195
St. Louis, Mo. | East St. Louis

- Tallied a career-high two tackles-for-loss against USC
- Lone defensive returner with a start, making four during his freshman season
- Posted 17 tackles last year, after missing hte start due to injury
- No. 42 safety and No. 15 player in the state of Illinois for the Class of 2024
- Teammates with Jesse Watson, reached three Illinois State Championships

YEAR	GP/GS	TOT	UA	AST	TFL	SACK	FF	FR	PBU	INT
2025	3/0	7	4	3	3	0	0	0	1	0
Career	8/4	24	17	7	3	0	0	0	1	0

Last Game: 4 Total, 2 Solo, 2 TFLs



#3 STERLING SMITH
Jr. | DB | 6-1 | 198
Indianapolis, Ind. | Cathedral
Holy Cross

- Joined Purdue ahead of the 2024 season, did not play due to injury
- Played freshman season at Holy Cross with seven tackles and one breakup
- Part of the winningest class in Cathedral High School history

YEAR	GP/GS	TOT	UA	AST	TFL	SACK	FF	FR	PBU	INT
2025	3/0	0	0	0	0	0	0	0	0	0
Career	13/9	36	25	11	1	0	0	0	2	0

Last Game: Appeared on defense and special teams



#17 TRAVEON WRIGHT
So. | DB | 6-0 | 190
Perry Ga. | Perry
Memphis | Mississippi State

- Played two seasons at Mississippi State, appearing in one game
- Three-star prospect coming out of high school

YEAR	GP/GS	TOT	UA	AST	TFL	SACK	FF	FR	PBU	INT
2025	3/0	0	0	0	0	0	0	0	0	0
Career	4/0	0	0	0	0	0	0	0	0	0

Last Game: Appeared on defense and special teams



#25 HERSHEY MCLAURIN
Sr. | DB | 6-2 | 210
Friendship, Miss. | Collins
West Virginia | Jones JC | Houston

- Arrived at Purdue following time at Houston, West Virginia and Jones County
- Played in 12 games with 11 starts at Houston, making 50 tackles with one pick
- Appeared in 24 games with 10 starts at West Virginia, recording 89 tackles
- Two-time all-conference honoree at Jones County Junior College

YEAR	GP/GS	TOT	UA	AST	TFL	SACK	FF	FR	PBU	INT
2025										
Career	35/20	139	75	64	15	1	1	0	7	1

Last Game: Did not play



#29 TD WILLIAMS
Sr. | DB | 6-1 | 205
Hollandale, Miss. | Simmons
Hinds CC | Central Arkansas

- Played first three seasons at Central Arkansas, starting 30 of 33 games
- Notched four interceptions and 27 pass breakups over three season

YEAR	GP/GS	TOT	UA	AST	TFL	SACK	FF	FR	PBU	INT
2025										
Career	33/30	78	55	23	3	0	1	1	23	4

Last Game: Did not play



#43 RICHARD TONEY JR.
Sr. | DB | 6-0 | 195
Arlington, Texas | Arlington
Nevada | TCU

- Joined Purdue following one season at TCU and three years at Nevada
- Played on defense and special teams in nine games for TCU in 2024
- Made 19 appearances with nine starts in three years at Nevada

YEAR	GP/GS	TOT	UA	AST	TFL	SACK	FF	FR	PBU	INT
2025	3/0	3	2	1	0	0	0	0	0	0
Career	32/10	87	59	28	3.5	1	0	0	2	2

Last Game: 1 Total, 1 Solo





2025 NUMERICAL ROSTER

No.	Name	Cl.	Pos.	Ht.	Wt.	Hometown (High School/Previous College)
0	Tony Grimes	Sr.	DB	6-2	195	Virginia Beach, Va. (UNLV)
0	Nitro Tuggle	So.	WR	6-1	195	Goshen, Ind. (Georgia)
1	Smiley Bradford	So.	DB	6-0	195	St. Louis, Mo. (East St. Louis)
1	Evans Chuba	R-Fr.	QB	6-4	220	Montreal, Quebec (Washington State)
2	Michael Jackson III	Sr.	WR	6-0	205	Las Vegas, Nev. (Georgia)
3	Malachi Singleton	So.	QB	6-1	235	Kennesaw, Ga. (Arkansas)
3	Sterling Smith	Jr.	DB	6-1	198	Indianapolis, Ind. (Holy Cross)
4	Hudauri Hines	So.	DB	6-1	200	Indianapolis, Ind. (Franklin Central)
5	Charles Correa	So.	LB	6-3	230	Kuli'ou'ou, Hawaii (UNLV)
5	Chauncey Magwood	Sr.	WR	6-0	200	Albany, Ga. (UCF)
6	Arhmad Branch	So.	WR	6-0	185	Festus, Mo. (Festus)
6	Sanders Ellis	So.	LB	6-2	240	Nashville, Tenn. (Tennessee State)
7	Garyt Odom	Fr.	QB	6-2	187	Fayetteville, Ark. (Fayetteville)
7	Crew Wakley	Sr.	DB	6-0	202	Sandy, Utah (BYU)
8	CJ Madden	Jr.	DE	6-4	275	Ellenwood, Ga. (Georgia)
8	De'Nylon Morrisette	Jr.	WR	6-1	203	Stone Mountain, Ga. (Georgia)
9	Jalil Hall	Fr.	WR	6-4	202	Drexel Hill, Pa. (Monsignor Bonner)
9	Myles Slusher	Sr.	DB	6-0	195	Broken Arrow, Okla. (Colorado)
10	Alex Sanford Jr.	Jr.	LB	6-1	232	Oxford, Miss. (Arkansas)
10	Jesse Watson	R-Fr.	WR	5-9	172	St. Louis, Mo. (East St. Louis)
11	Carson Dean	So.	LB	6-4	235	Frisco, Texas (Arkansas)
11	Tra'Mar Harris	R-Fr.	WR	6-1	195	Cincinnati, Ohio (Winton Woods)
12	Corey Smith	So.	WR	6-1	185	Brownsburg, Ind. (Tulsa)
12	Ryan Turner	Jr.	DB	6-0	195	Broward County, Fla. (Boston College)
13	EJ Horton Jr.	Sr.	WR	6-1	190	Louisville, Ky. (FAU)
13	TJ Lindsey	R-Fr.	DL	6-3	310	Little Rock, Ark. (Auburn)
15	Ryan Browne	So.	QB	6-4	210	Clarkston, Mich. (Venice (Fla.))
15	Vi'Naz Cobb	Fr.	DB	6-1	200	St. Louis, Mo. (Cardinal Ritter)
16	Mani Powell	Sr.	LB	6-2	230	Columbus, Ohio (UNLV)
17	Rico Walker	Jr.	TE	6-3	250	Hickory, N.C. (Auburn)
17	Traveon Wright	So.	DB	6-0	190	Perry, Ga. (Mississippi State)
18	Demeco Kennedy	So.	DL	6-2	305	Lexington, Ky. (Frederick Douglass)
18	Bennett Meredith	Jr.	QB	6-3	200	Hoover, Ala. (Arizona State)
19	Landon Brooks	Fr.	DE	6-6	255	Albany, Ind. (Delta)
19	David Washington	R-Fr.	WR	6-0	200	Las Vegas, Nev. (Utah)
20	Winston Berglund	So.	LB	6-2	230	Carmel, Ind. (Carmel)
20	Jaron Thomas	Fr.	RB	6-0	210	Elkhart, Ind. (Concord)
21	Tahj Ra-El	Sr.	DB	6-2	208	Charlotte, N.C. (Memphis)
22	Antonio Harris	So.	RB	6-0	210	Chandler, Ind. (Castle)
22	Maxwell Barbee	Fr.	DB	6-2	185	Long Beach, Calif. (Wilson)
23	Jaheim Merriweather	So.	RB	6-2	215	Jackson, Tenn. (Bearden)
23	Trey Smith	So.	DE	6-4	255	Apopka, Fla. (Illinois)
24	An'Darius Coffey	Sr.	DB	5-10	203	Winona, Miss. (Memphis)
24	Malachi Thomas	Sr.	RB	6-0	220	Hartwell, Ga. (Virginia Tech)
25	Hershey McLaurin	Sr.	DB	6-2	210	Friendship, Miss. (Houston)
26	Jack Weeter	So.	K	5-11	180	Indianapolis, Ind. (Brebeuf Jesuit)
26	Zeke Williams	Jr.	DB	5-10	195	Naperville, Ill. (Northern Illinois)
27	Owen Davis	So.	LB	6-3	230	Richwood, Ohio (North Union)
28	Chalil Cummings	R-Fr.	DB	5-11	190	Starke, Fla. (Memphis)
28	Addai Lewellen	Sr.	RB	5-8	180	Royal Center, Ind. (Pioneer)
29	TD Williams	Sr.	DB	6-1	205	Hollandale, Miss. (Central Arkansas)
30	Parker Meese	Fr.	LB	6-2	230	Dallas, Texas (Fayetteville (Ark.))
31	Finn Goodman	Fr.	DE	6-4	230	Lake Forest, Ill. (Lake Forest)
31	Carter Holsworth	R-Fr.	RB	6-0	215	Jasper, Ind. (Marshall)
32	D'Mon Marable	So.	DB	6-0	207	Knoxville, Tenn. (Clinton)
33	Quinn Rosenkranz	Fr.	WR	5-8	170	Anaheim, Calif. (Servite)
35	DJ Greene	Fr.	DB	6-3	200	Indianapolis, Ind. (Heritage Christian)
35	Spencer Porath	So.	K	5-11	200	Brownsburg, Ind. (Brownsburg)
36	Kaleb Richmond	So.	DB	5-11	195	Detroit, Mich. (Cass Tech)
37	Joey Sumlin	So.	LB	6-0	225	Tucson, Ariz. (IMG Academy)
38	Jack McCallister	Sr.	P	6-0	213	Edmonds, Wash. (Washington)
38	Zyntreacs Otey	Fr.	DB	5-11	180	Franklin, Tenn. (Battle Ground)
39	Aveyawn Madry	Jr.	DB	5-10	195	Merrillville, Ind. (Merrillville)
40	Ian Jeffries	So.	DL	6-4	303	Southaven, Miss. (Arkansas State)
41	Mason Alnutt	Fr.	DE	6-4	250	East Amherst, N.Y. (Canisius)
41	Jon Grimmett	Fr.	TE	6-5	230	Pauls Valley, Okla. (Pauls Valley)
43	Jackson Berryman	R-Fr.	TE	6-8	250	Fort Worth, Texas (Southlake Carroll)
43	Richard Toney Jr.	Sr.	DB	6-0	195	Arlington, Texas (TCU)
44	Christian Moore	Sr.	TE	6-3	250	Huntington Beach, Calif. (UNLV)

ALPHABETICAL ROSTER

No.	Name	No.	Name
83	Andrew Adkison	18	Bennett Meredith
41	Mason Alnutt	23	Jaheim Merriweather
22	Maxwell Barbee	89	Miles Mitchell
20	Winston Berglund	45	Devin Mockobee
43	Jackson Berryman	44	Christian Moore
1	Smiley Bradford	52	Marcus Moore Jr.
6	Arhmad Branch	8	De'Nylon Morrisette
19	Landon Brooks	77	Marc Nave Jr.
15	Ryan Browne	49	Isaiah Needam
84	Nolan Buckman	91	CJ Nunnally IV
81	George Burhenn	7	Garyt Odom
53	Josh Burney	38	Zyntreacs Otey
98	Drake Carlson	51	Jaxon Ott
95	Breyton Charles	70	Max Parrott
1	Evans Chuba	35	Spencer Porath
15	Vi'Naz Cobb	16	Mani Powell
14	An'Darius Coffey	85	Luca Puccinelli
7	Bakayne Coly	58	Hank Purvis
5	Charles Correa	21	Tahj Ra-El
96	Jordan Cree	46	Luke Raab
28	Chalil Cummings	50	John Randle Jr.
52	Rocco Daly	36	Kaleb Richmond
27	Owen Davis	33	Quinn Rosenkranz
11	Carson Dean	10	Alex Sanford Jr.
55	Jamarius Dinkins	59	Justin Schmidt
95	Sam Dubwig	94	Luke Shorter
87	Christian Earls	3	Malachi Singleton
71	Marques Easley	9	Myles Slusher
6	Sanders Ellis	12	Corey Smith
57	Tom Ewing	3	Sterling Smith
86	Landon Gilmore	23	Trey Smith
93	Sam Goellner	90	Elijah St. John
31	Finn Goodman	74	Jalen St. John
35	DJ Greene	37	Joey Sumlin
0	Tony Grimes	79	Joey Tanona
41	Jon Grimmett	48	Donivan Taylor
9	Jalil Hall	20	Jaron Thomas
97	Jamarion Harkless	24	Malachi Thomas
22	Antonio Harris	54	Hayden Timosciek
11	Tra'Mar Harris	43	Richard Toney Jr.
4	Hudauri Hines	76	Ethan Trent
31	Carter Holsworth	0	Nitro Tuggle
13	EJ Horton Jr.	12	Ryan Turner
58	Breon Ishmail	93	Seth Turner
2	Michael Jackson III	62	Giordano Vaccaro
40	Ian Jeffries	68	Sankeerth Veluri
63	Jimmy Johnson	51	Mason Vicari
55	Bradyn Joiner	7	Crew Wakley
18	Demeco Kennedy	17	Rico Walker
89	Luke Klare	19	David Washington
28	Addai Lewellen	10	Jesse Watson
13	TJ Lindsey	26	Jack Weeter
8	CJ Madden	29	TD Williams
39	Aveyawn Madry	26	Zeke Williams
5	Chauncey Magwood	67	Drew Woodruff
32	D'Mon Marable	17	Traveon Wright
47	BJ Mayes		
38	Jack McCallister		
72	Jude McCoskey		
25	Hershey McLaurin		
30	Parker Meese		
80	Roman Mercado		

ROSTER BREAKDOWN

54
TRANSFERS

Purdue's 54 transfers were the most in the nation and one of two schools of 50 or more. (West Virginia)

82
NEWCOMERS

Eight-two Boilermakers are in their first year playing at Purdue. Forty-six arrived after the conclusion of spring ball.

27
STATES

The Boilermakers have players from 27 different states, including two Canadians. Indiana is the best represented with 27.

979
GAMES PLAYED

Purdue's transfer class brought a wealth of experience with just under 1,000 games played at previous stops.





2025 NUMERICAL ROSTER

No.	Name	Cl.	Pos.	Ht.	Wt.	Hometown (High School/Previous College)
45	Devin Mockobee	Sr.	RB	6-0	202	Boonville, Ind. (Boonville)
46	Luke Raab	R-Fr.	LS	6-2	215	Brentwood, Tenn. (Georgia)
47	BJ Mayes	So.	LB	6-0	205	Aurora, Ill. (College of DuPage)
48	Donivan Taylor	Fr.	DB	5-8	170	Columbia, Mo. (Rock Bridge)
49	Isaiah Needam	R-Fr.	DB	6-0	190	Indianapolis, Ind. (Perry Meridian)
50	John Randle Jr.	R-Fr.	OL	6-4	293	Horn Lake, Miss. (Horn Lake)
51	Jaxon Ott	Fr.	LB	6-4	247	Marion, Ind. (Mississinewa)
51	Mason Vicari	So.	OL	6-4	305	Sacramento, Calif. (UNLV)
52	Rocco Daly	R-Fr.	OL	6-0	267	Park City, Utah (Park City)
52	Marcus Moore Jr.	So.	DL	6-1	310	Massillon, Ohio (Akron)
53	Josh Burney	Sr.	DL	6-3	330	Gary, Ga. (Fort Valley State)
54	Hayden Timosciek	Jr.	OL	6-8	280	Lockport, Ill. (Bowling Green)
55	Jamarius Dinkins	Sr.	DL	6-5	305	Columbus, Ohio (Kentucky)
55	Brady Joiner	So.	OL	6-2	310	Anniston, Ala. (Auburn)
57	Tom Ewing	So.	OL	6-2	300	Westfield, Ind. (Westfield)
58	Breon Ishmail	So.	DE	6-4	270	Cincinnati, Ohio (Michigan)
58	Hank Purvis	So.	OL	6-5	360	Wichita, Kan. (UNLV)
59	Justin Schmidt	Fr.	LS	6-1	233	Pittsburgh, Pa. (Thomas Jefferson)
62	Giordano Vaccaro	Sr.	OL	6-3	315	Winnipeg, Manitoba (University of Manitoba)
63	Jimmy Johnsen	Fr.	OL	6-4	320	Crown Point, Ind. (Lake Central)
67	Drew Woodruff	Jr.	OL	6-3	290	Louisville, Ky. (Trinity)
68	Sankeerth Veluri	Fr.	OL	6-5	295	Carmel, Ind. (Carmel)
70	Max Parrott	R-Fr.	OL	6-4	315	Centennial, Colo. (Cherry Creek)
71	Marques Easley	R-Fr.	OL	6-6	320	Kankakee, Ill. (Georgia)
72	Jude McCoskey	Jr.	OL	6-8	325	Terre Haute, Ind. (Indiana State)
74	Jalen St. John	Sr.	OL	6-5	330	St. Louis, Mo. (UNLV)
76	Ethan Trent	So.	OL	6-2	295	Carmel, Ind. (Carmel)
77	Marc Nave Jr.	R-Fr.	OL	6-4	350	Toledo, Ohio (Kentucky)
78	Bakyne Coly	Sr.	OL	6-7	300	Farmington, Mich. (Lawrence Tech)
79	Joey Tanona	Jr.	OL	6-6	305	Zionsville, Ind. (Notre Dame)
80	Roman Mercado	Fr.	WR	5-10	160	Walnut Creek, Calif. (Las Lomas)
81	George Burhenn	So.	TE	6-5	235	McCordsville, Ind. (Mt. Vernon)
83	Andrew Adkison	So.	WR	6-0	205	Mountain View, Calif. (St. Francis)
84	Nolan Buckman	So.	WR	5-11	190	Indianapolis, Ind. (Brebeuf Jesuit)
85	Luca Puccinelli	R-Fr.	TE	6-6	260	Glen Allen, Va. (Wake Forest)
86	Landon Gilmore	Fr.	WR	5-10	160	Walnut Creek, Calif. (Las Lomas)
87	Christian Earls	Sr.	TE	6-8	280	Chandler, Ariz. (UNLV)
89	Luke Klare	R-Fr.	TE	6-6	240	Guilford, Ind. (St. Xavier (Ohio))
89	Miles Mitchell	Sr.	DL	6-4	250	New Milford, N.J. (Monmouth)
90	Elijah St. John	Jr.	DL	6-1	300	Ottawa, Ontario (LIU)
91	CJ Nunnally IV	Sr.	DL	6-3	265	Douglasville, Ga. (Akron)
93	Sam Goellner	R-Fr.	DE	6-3	247	St. Louis, Mo. (Ladue Horton Watkins)
93	Seth Turner	So.	K/P	6-1	195	Malvern, Pa. (UConn)
94	Luke Shorter	Fr.	TE	6-7	253	Elmhurst, Ill. (York)
95	Breyton Charles	Sr.	DL	6-3	272	New Orleans, La. (North Texas)
95	Sam Dubwig	R-Fr.	P	6-4	231	Cabot, Ark. (Arkansas)
96	Jordan Cree	Jr.	DL	6-0	285	Remington, Ind. (Wabash)
97	Jamarrion Harkless	So.	DL	6-3	345	Lexington, Ky. (Frederick Douglas)
98	Drake Carlson	So.	DL	6-3	302	Nashville, Tenn. (Father Ryan)

COACHING STAFF

Role	Name
Head Coach	Barry Odom
Assistant Head Coach/Wide Receivers	Cornell Ford
Offensive Coordinator/Tight Ends	Josh Henson
Defensive Coordinator/Linebackers	Mike Scherer
Defensive Backs	Charles Clark
Running Backs	Lamar Conard
Defensive Line	Kelvin Green
Quarterbacks	Darin Hinshaw
Special Teams Coordinator	James Shibest
Defensive Ends	Jake Trump
Offensive Line	Vance Vice
Senior Defensive Analyst	Ronnell Perkins
Senior Defensive Analyst	Neal Renna
Senior Special Teams Analyst	Tony Thompson
Defensive Analyst	DeMarkus Acy
Offensive Analyst	Austin Appleby
Defensive Analyst	Mitchell Dolinar
Defensive Analyst	Jack Lowary
Defensive Analyst	Daryl Lydon
Offensive Analyst	Bilal Marshall
Offensive Analyst	Travis Monken
Special Teams Analyst	Nick Porreca
Offensive Analyst	Neal Posey
Defensive Analyst	Ty Rocconi
Offensive Analyst	Trevor Simms
Offensive Analyst	David Spurlock
Director of Strength & Conditioning	Kiero Small
Associate Director	Nate Rock
Associate Director	Myle Quimby
Associate Director	Greg Robinson
Assistant Director	Cameron Colbert

SUPPORT STAFF

Role	Name
Deputy A.D./SWA/Sport Admin	Tiffini Grimes
General Manager	Brandon Lee
Assistant General Manager	Ethan Baxter
Director of Operations	Austin Van Poucke
Assistant Director of Operations	Joe Carter
Director of Player Development	Kenny Lee
Director of Recruiting	Brad Odom
Assistant Director	Meredith Berglund
Assistant Director	Kelsie Johnson
Operations Associate	Peyton Ross
Operations Associate	Sami Loggan
Director of Video Services	Matt Patterson
Assistant Video Coordinator	Cameron Crider
Senior Administrative Assistant	Foxy LaFon
Team Physician	Dr. Justin Lockrem
Head Athletic Trainer	Cameron Ortl
Athletic Trainer	Amber Edward
Athletic Trainer	Njeri Robinson
Athletic Trainer	Justin Trickett
Assistant A.D. - Football Nutrition	Katy Meassick
Nutrition Associate	Lily Rogers
Executive Chef	Shameire Taylor, C.E.C.
Director of Student Services	Seth Schwartz, Ph.D.
Director Academic Support	Ashleigh Hayes
Assistant Director	Anjelicia Groves
Support Specialist	Liz Cachat
Associate Director Equipment - Football	Kyle Gergely
Equipment Associate	Jaylen Richeson
Equipment Associate	Trey Hampton
Director of Football Creative Services	Ryan Long
Associate Director - Videographer	Luke Poorman
Assistant Director - Graphic Design	Sam Nelson
Director of Strategic Communications	Adam Kuffner

PRONUNCIATIONS

0 Nitro Tuggle	NYE-tro	22 Chalil Cummings	Kuh-LEEL	68 Sankeerth Veluri	San-KEERTH vel-OR-ee
1 Evans Chuba	CHOO-buh	23 Jaheim Merriweather	jah-HEEM	70 Max Parrott	(Like the bird)
3 Malachi Singleton	MAL-uh-kai	24 Malachi Thomas	MAL-uh-kai	71 Marques Easley	mar-KEES
4 Hudaury Hines	Huh-DOOR-ee	32 D'Mon Marable	duh-MON MARE-uh-bull	72 Jude McCoskey	Muh-COS-key
5 Charles Correa	core-RAY-uh	35 Spencer Porath	POOR-ath	77 Marc Nave Jr.	Rhymes with "wave"
5 Chauncey Magwood	MAG-wood	38 Zyntreacs Otey	Zin-TRAY-sis OH-tee	78 Bakyne Coly	bah-KEEN COLE-ee
6 Arhmad Branch	ar-MAHD	39 Aveyawn Madry	AY-vee-on	79 Joey Tanona	tah-NOE-nuh
8 De'Nylon Morrisette	de-NYE-lin	41 Jon Grimm	Grim-it	81 George Burhenn	(Like a cold chicken)
9 Myles Slusher	SLUSH-er	45 Devin Mockobee	mock-UH-bee	85 Luca Puccinelli	POO-chuh-NELL-ee
11 Tra'Mar Harris	TRAY-mar	46 Luke Raab	ROB	93 Sam Goellner	GOAL-ner
14 An'Darius Coffey	An-DARE-ee-us Coffee	51 Mason Vicari	Vuh-CAR-ee	95 Breyton Charles	BRAY-lin
15 Vi'Naz Cobb	vuh-NAZZ	54 Hayden Timosciek	Tim-UH-sheck	97 Jamarrion Harkless	juh-MAR-ee-on
18 Demeco Kennedy	duh-ME-co	55 Jamarius Dinkins	juh-MAR-ee-us		
21 Tahj Ra-El	TAHJ rye-EL	62 Giordano Vaccaro	Jor-DON-oh vuh-CARE-oh		





ANALYSTS & SUPPORT STAFF



RONNELL PERKINS
SENIOR DEFENSIVE ANALYST
1st Season at Purdue
Alma Mater: Missouri, 2019



NEAL RENNA
SENIOR DEFENSIVE ANALYST
1st Season at Purdue
Alma Mater: Heidelberg, 2011



TONY THOMPSON
SENIOR SPECIAL TEAMS ANALYST
3rd Season at Purdue
Alma Mater: Stony Brook, 1997



DEMARKUS ACY
DEFENSIVE ANALYST
1st Season at Purdue
Alma Mater: Missouri, 2020



AUSTIN APPLEBY
OFFENSIVE ANALYST
1st Season at Purdue
Alma Mater: Purdue, 2015



MITCHELL DOLINAR
DEFENSIVE ANALYST
1st Season at Purdue
Alma Mater: Gallaudet, 2022



JACK LOWARY
DEFENSIVE ANALYST
1st Season at Purdue
Alma Mater: Missouri, 2019



DARYL LYDON
DEFENSIVE ANALYST
1st Season at Purdue
Alma Mater: Arkansas, 2024



BILAL MARSHALL
OFFENSIVE ANALYST
1st Season at Purdue
Alma Mater: Purdue, 2016




TRAVIS MONKEN
OFFENSIVE ANALYST
1st Season at Purdue
Alma Mater: Oklahoma State, 2020



NICK PORRECA
SPECIAL TEAMS ANALYST
1st Season at Purdue
Alma Mater: Eastern Michigan, 2020



NEAL POSEY
OFFENSIVE ANALYST
1st Season at Purdue
Alma Mater: Huntingdon, 2013



TY ROCCONI
DEFENSIVE ANALYST
1st Season at Purdue
Alma Mater: Ole Miss, 2021



TRE'VOUR SIMMS
OFFENSIVE ANALYST
1st Season at Purdue
Alma Mater: Missouri, 2019



DAVID SPURLOCK
OFFENSIVE ANALYST
1st Season at Purdue
Alma Mater: Florida State, 2011

OFFENSIVE & SPECIAL TEAMS COACHING STAFF



JOSH HENSON
OFFENSIVE COORDINATOR
TIGHT ENDS
1st Season at Purdue
Oklahoma State, 1998

PREVIOUS: USC, TEXAS A&M, OKLAHOMA STATE, MISSOURI, LSU
• Joined Purdue after spending three seasons as the OC at USC
• Since 2016, ranked in the Top 10 nationally in passing offense six times, scoring offense five times, passing efficiency four times
• Won a national title on staff at LSU in 2003
• Was Barry Odom's host during his official visit to Oklahoma State as a recruit in the 1990s



LAMAR CONARD
RUNNING BACKS
3rd Season at Purdue
Purdue, 2000

PREVIOUS: MIAMI (OH), ILLINOIS STATE, PURDUE
• Helped Devin Mockobee climb the career rushing charts at Purdue
• Started his coaching career on Joe Tiller's staff as a graduate assistant from 2007-08
• The first walk-on to earn a scholarship under Tiller at Purdue
• Played defensive back for the Boilermakers from 1996-99, starting his final three seasons



VANCE VICE
OFFENSIVE LINE
1st Season at Purdue
Oklahoma State, 1990

PREVIOUS: UNLV, VIRGINIA TECH, MEMPHIS, ULM, UTAH STATE, ILLINOIS STATE, MURRAY STATE, CLEMSON, GEORGIA
• 35-year coaching veteran, spent last two years at UNLV
• Offensive line helped rush for 5,838 yards in two seasons at UNLV and converted more third downs than any team in the nation.
• Reached three bowl games during playing career at Oklahoma State.



CORNELL FORD
ASSISTANT HEAD COACH
WIDE RECEIVERS
1st Season at Purdue
Toledo, 1991

PREVIOUS: UNLV, TOLEDO, MISSOURI
• Previously served on Barry Odom's staffs at UNLV and Missouri
• Was the running backs coach at UNLV, ranked fifth in the country with 68 rushing touchdowns and seventh with 5,838 rushing yards over the previous two seasons
• Worked for Gary Pinkel for seven seasons at Toledo and 19 years at Missouri



DARIN HINSHAW
QUARTERBACKS
1st Season at Purdue
UCF, 1993


PREVIOUS: UCF, UAB, KENTUCKY, CINCINNATI, TENNESSEE, MEMPHIS, GEORGIA SOUTHERN, MIDDLE TENNESSEE
• 26-year coaching career, has served as an offensive coordinator in five difference conferences
• His offensive units have finished among the nation's top 10 in passing, rushing and total offense, including the latter two in 2023
• Set every passing career record as quarterback at UCF



JAMES SHIBEST
SPECIAL TEAMS COORDINATOR
1st Season at Purdue
Arkansas, 1988

PREVIOUS: UNLV, VIRGINIA TECH, MEMPHIS, OLE MISS, ARKANSAS, OKLAHOMA STATE
• Spent two seasons at UNLV, developing one of the best special team units in the nation over the last two years.
• Two-time Special Teams Coordinator of the Year at Virginia Tech (2017) and Ole Miss (2008)
• Was an All-Southwest Conference receiver at Arkansas

DEFENSIVE COACHING STAFF




MIKE SCHERER
DEFENSIVE COORDINATOR
LINEBACKERS
1st Season at Purdue
Missouri, 2016

PREVIOUS: UNLV, ARKANSAS, MISSOURI
• His UNLV defense forced 50 turnovers and 34 interceptions over two seasons in Las Vegas, ranking fourth and second in that span.
• Was a three-year starter for Barry Odom and Gary Pinkel at Missouri - gave Odom the game ball after his first win at Mizzou
• Met Odom when he was in eighth grade and gave him the game ball following his first win with the Tigers.



KELVIN GREEN
DEFENSIVE LINE
1st Season at Purdue
Clemson, 2007

PREVIOUS: ARKANSAS, DELTA STATE
• Joined Purdue after serving as a defensive quality control assistant for two seasons at Arkansas
• Spent nine seasons at Delta State, three as the assistant head coach and defensive coordinator.
• Played defensive line at Clemson, graduating in 2007



CHARLES CLARK
DEFENSIVE BACKS
1st Season at Purdue
Ole Miss, 2007


PREVIOUS: MEMPHIS, OLE MISS, OREGON, COLORADO, SAN JOSE STATE, DUKE
• Arrived in West Lafayette after the last five seasons at Memphis, including a perfect 4-0 record in bowl games
• Won the Pac-12 title at Colorado in 2016
• Was a four-year letterwinner and three-year starting defensive back at Ole Miss from 2003-06.



JAKE TRUMP
DEFENSIVE ENDS
1st Season at Purdue
Missouri, 2019

PREVIOUS: ARKANSAS, NEVADA
• Served in quality control at Arkansas for the last four years
• Named to 247Sports 30Under30 before the season
• Started his career in coach as a graduate assistant at Nevada
• Played for Barry Odom at Missouri, earning SEC Academic Honor Roll all four years.





ROSS-ADE QUICK FACTS

Stadium	Ross-Ade Stadium (1924)
Field Name	Rohrman Field (2019)
All-Time Ross-Ade Record	303-212-13
All-Time Home Record	396-255-25
Capacity	61,441
First Game	Purdue 26, Indiana 7 - 1924
Largest Crowd	71,629 vs. Indiana - 1980
Renovated	2002, 2023
Expanded	1930, 1949, 1955, 1964, 1696, 2023
Creators	David E. Ross - Purdue 1893 Inventor, Engineer, Businessman, Board of Trustees George Ade - Purdue 1887 Writer, Playwright, Newspaper Columnist, Board of Trustees

ROSS-ADE MILESTONES

- **Nov. 22, 1924** - Purdue dedicates Ross-Ade Stadium, winning the Homecoming matchup over Indiana 26-7.
- **1975** - Prescription Athletic Turf is developed at Purdue is installed, a network of pipes connected to pumps capable of keeping the field playable.
- **Nov. 22, 1980** - The largest crowd in Ross-Ade history, 71,629, views the game against Indiana.
- **2017** - Permanent lighting is installed at a cost of \$5.6 million.
- **2020** - Purdue installed a 150-foot, 4-inches wide and 56-foot, 9-inches high video board at the south end, more than four-times larger than the previous board built in 2007.
- **Sept. 4, 2021** - The Boilermakers played their 500th game at Ross-Ade Stadium, defeating Oregon State 30-21 in front of a crowd of 53,656.
- **Sat. 25, 2023** - Purdue defeated Indiana 35-31, recording its 300th victory at Ross-Ade Stadium.

PURDUE SHUTOUTS

RUSHING

Attempts	53 - Lorenzo White vs. Michigan State, 1985
Yards	350 - Eric Allen from Michigan State, 1971
TDs	4 - 7x last Kory Sheets vs. Miami Ohio, 2006
Longest	94 - Mike Pruitt vs. Iowa, 1974
Average	17.9 10-179 - Mike Pruitt vs. Iowa, 1974

PASSING

Attempts	73 - Dwayne Haskins from Ohio State, 2018
Completions	49 - Dwayne Haskins from Ohio State, 2018
Completion %	96% - Hudson Card vs. Indiana State, 2024
Yards	572 - David Blough vs. Missouri, 2018
TDs	6 - 3x last Curtis Painter vs. Eastern Illinois, 2007
INTs	6 - Dale Samuels vs. Miami Fla., 1950
Longest	99 - Brees to Sutherland vs. Northwestern, 1999

RECEIVING

Receptions	21 - Chris Daniels vs. Michigan State, 1999
Yards	301 - Chris Daniels vs. Michigan State, 1999
TDs	4 - Reggie Arnold vs. Iowa, 1977

TOTAL OFFENSE

Yards	590 - David Blough vs. Missouri, 2018
-------	---------------------------------------

SCORING

Points	25 - Cecil Isbell vs. Ohio, 1936
TDs	4 - many, last Kory Sheets vs. Michigan, 2008
FG Att.	6 - Rick Anderson vs. Michigan State, 1980; Chris Summers vs. Oregon, 2008
FG Made	5 - Rick Anderson vs. Michigan State, 1980
Longest FG	59 - Ralf Mojsiejenko from Michigan State, 1983 59 - Carson Wiggs vs. Toledo, 2009

INTERCEPTIONS

Most	3 - many, last Anthony Brown vs. Nebraska, 2015
Long Return	100, 3x last, Michael Hawthorne (65 yds) & Billy Gustin (35 yds) vs. UCF, 1998

RETURNS

Longest Punt Return	92 - Phil Mateja vs. Iowa, 1951
Longest Kick Return	100 - Stan Brown vs. Indiana, 1970; Jimmy Smith vs. Stanford, 1981

Additional records can be found on page 120 of the Purdue Football Record Book.

ROSS-ADE STADIUM HISTORY

• Ross-Ade Stadium was dedicated Nov. 22, 1924, ahead of its first game when Purdue hosted Indiana. The Boilermakers demolished their in-state foes in a 26-7 rout.

• The two men for whom the stadium is named after, David E. Ross and George Ade, were instrumental in building a stadium that has served as the backdrop to Purdue lore over the last 101 seasons. Ross conceived of the idea for a new stadium to replace Stuart Field, a 5,000-seat stadium that hosted Purdue Football from 1892 to 1924 and was located where the Elliot Hall of Music stands today.

• The original capacity for Ross-Ade Stadium in 1924 was 18,500, including standing room tickets. Over the years and several renovations, the capacity grew to its largest at 69,200 in 1970.

• The largest crowd ever to see a game at Ross-Ade is 71,629 against Indiana on Nov. 22, 1980, when Purdue outlasted the Hoosiers, 24-23, on the shoulders of consensus All-Americans quarterback (and current John Purdue Club Director of Leadership and Alumni Engagement) Mark Hermann and tight end Dave Young.

• Additional upgrades to the stadium included a new press box, luxury boxes and premium club areas in 2003 as a part of a \$70 million project. Permanent lighting was installed in 2017 and a new sound system in 2018.

• The Tyler Trent (T²) Student Gate was dedicated during the 2019 season in memory of Purdue superfan Tyler Trent who passed away at the age of 20 from osteosarcoma. The T² Gate was relocated to the south side of the stadium after the 2023 student section renovations were completed.

PHASE 1

The 2023 season saw the completion of the Phase I of a multi-phased renovation project at a cost of more \$45 million, fully funded by gifts to the John Purdue Club.

The three main enhancements to the stadium were the Tiller Tunnel, the south end zone student section and the team dining facility, which opened in July of 2024, on the north side of the stadium, bringing the total capacity up to 61,441

SOUTH END ZONE PROJECT

The Purdue student section and the All-American Marching Band have a new home in the south end zone of Ross-Ade Stadium. As a part of the Phase I project, the dedicated student section enhancements included the addition of a new Tyler Trent student entrance area, safe standing seats, patio and deck areas, rail seating, and enhanced concessions.

The completion of the bowl, in addition to the investment in the size of the concourse, allows for a more accessible fan experience as fans will now be able to traverse the entire stadium at the concourse level.

TILLER TUNNEL

The Boilermakers run onto Rohrman Field at Ross-Ade Stadium via the Tiller Tunnel. Completed in 2023, the tunnel provides direct access to the team back to the Kozuch Football Performance Center.

The tunnel is named in honor of the Purdue Hall of Fame inductee Joe Tiller, the winningest coach in the history of Purdue Football. Tiller left an incredible legacy on the program and Boilermakers everywhere. The result was 10 bowl games, including the 2001 Rose Bowl, and a Big Ten Conference championship in 2000.

THE MEMORIAL TUNNEL

Purdue was slated for face in-state foe Indiana in 1903 at a neutral site for the first time at Washington Park in Indianapolis.

Purdue reserved two special charter trains in order to carry the football team and over 1,500 supporters to the state capital.

Around 10 a.m. on Oct. 31, 1903, the lead special charter train carrying the team, members of the band and other university administrators collided with a northbound coal train. Seventeen people were killed, including 14 members of the football team.

Purdue dedicated the southeast tunnel of Ross-Ade Stadium to the victims of the tragedy in 2003 to mark the centennial of the wreck. Memorial Gymnasium, now Felix Haas Hall housing the Department of Computer Science, was dedicated to the victims in 1909. It has 17 steps at the entrance, one for each victim.





HALL OF FAMERS

COLLEGE FOOTBALL HALL OF FAME (16)	Induction
Elmer Oliphant, HB, 1911-13	1955
Alex Agase, OL, 1943	1963
Cecil Isbell, HB, 1935-37	1967
Bob Griese, QB, 1964-66	1984
Chalmers "Bump" Elliot, HB, 1943-44	1989
Leroy Keyes, HB, 1966-68	1990
Mike Phipps, QB, 1967-69	2006
Mark Herrmann, QB, 1977-80	2010
Otis Armstrong, RB, 1970-72	2012
Dave Butz, DT, 1970-72	2014
Rod Woodson, CB, 1983-86	2016
Andy Smith, Coach, 1913-15	1955
Jim Phelan, Coach, 1922-29	1873
Jack Mollenkopf, Coach, 1956-69	1988
Jim Young, Coach, 1977-81	1999
William "Lone Star" Dietz, Coach, 1921	2012
John Luckhardt, 1966	2022
PRO FOOTBALL HALL OF FAME (4)	Induction Class
Len Dawson, QB, 1957-75	1987
Bob Griese, QB, 1967-80	1990
Hank Stram, Coach, 1960-74, 1976-77	2003
Rod Woodson, CB/S, 1987-2003	2009

OVERTIME GAMES

ALL-TIME OVERTIME RECORD: 6-12

LAST OVERTIME: Nov. 2, 2024 vs. Northwestern - 26-20, Loss

OVERTIME AT HOME: 2-4 • AWAY: 3-6 • NEUTRAL: 1-2

Jan. 1, 2000	vs. #21 Georgia	L, 28-25 (OT)
	<i>Outback Bowl</i>	
Oct. 21, 2000	at Wisconsin	W, 30-24 (OT)
Sept. 29, 2001	at Minnesota	W, 35-28 (OT)
Oct. 12, 2002	at Illinois	L, 31-38 (OT)
Nov. 15, 2003	at #4 Ohio State	L, 13-16 (OT)
Jan. 1, 2004	vs. #11 Georgia	L, 27-34 (OT)
	<i>Capital One Bowl</i>	
Sept. 24, 2005	at Minnesota	L, 35-42 (2 OT)
Sept. 9, 2006	Miami (OH)	W, 38-31 (OT)
Sept. 13, 2008	#16 Oregon	L, 26-32 (2 OT)
Nov. 27, 2010	Indiana	L, 31-34 (OT)
Nov. 12, 2011	Ohio State	W, 26-23 (OT)
Oct. 20, 2012	at #7 Ohio State	L, 22-29 (OT)
Oct. 8, 2016	at Illinois	W, 34-31 (OT)
Nov. 17, 2018	Wisconsin	L, 44-47 (3 OT)
Nov. 30, 2019	Indiana	L, 41-44 (2 OT)
Dec. 30, 2021	vs. Tennessee	W, 48-45 (OT)
	<i>Music City Bowl</i>	
Oct. 12, 2024	at #23 Illinois	L, 50-49 (OT)
Nov. 2, 2024	Northwestern	L, 26-20 (OT)

PURDUE SHUTOUTS

Times Purdue Shut Out an Opponent:	182 (174 wins)
Last Shutout by Purdue:	31-0, vs. Ball State, 8/30/2025
Largest Shutout Victory:	96-0, vs. Butler, 10/21/1893
Times an Opponent Shut Out Purdue:	127 (119 losses)
Last Time Purdue was Shut Out:	66-0, at Indiana, 11/30/24
Largest Shutout Loss:	66-0, at Indiana, 11/30/24

PRO BOILERS IN THE NFL

Player	Position	Team	Roster
Derrick Barnes	LB	Detroit	Active
Payne Durham	TE	Tampa Bay	Active
Charlie Jones	WR	Cincinnati	Active
Sanoussi Kane	DB	Baltimore	Active
George Karlaftis	DE	Kansas City	Active
Marcus Mbow	OT	New York Giants	Active
Raheem Mostert	RB	Las Vegas	Active
Aidan O'Connell	QB	Las Vegas	Active
Tyrone Tracy Jr.	RB	New York Giants	Active
Jalen Graham	LB	San Francisco	Practice
Reese Taylor	DB	Denver	Practice
David Bell	WR	Cleveland	Reserve
Rondale Moore	WR	Minnesota	Reserve
Corey Trice Jr.	DB	Pittsburgh	Reserve

DEN OF DEFENSIVE ENDS

Throughout its history, Purdue has produced many outstanding defensive ends, creating an institution unlike any other in college football - The Den of Defensive Ends.

The tradition of The Den of Defensive Ends dates to the days of Leo Sugar and Lamar Lundy from the late 1940s to the mid-1950s and Keena Turner in the late 1970s, but it has flourished more recently. While Purdue's high-powered offense has made headlines under head coaches like Joe Tiller and Jeff Brohm, the Boilermakers' defense made a name for itself principally for the play of its ends.

CLIFF AVRIL (PURDUE 2004-07)

35 tackles-for-loss, 13 sacks at Purdue, All-Big Ten

AKIN AYODELE (PURDUE 1999-01)

54 tackles-for-loss, 29 sacks at Purdue 3-time All-Big Ten

ROSEVELT COLVIN (PURDUE 1995-98)

PURDUE HALL OF FAME - 2016

35 career sacks, 61 tackles-for-loss at Purdue, 2-time All-Big Ten, Super Bowl XXXVIII, XXXIX champion

RAY EDWARDS (PURDUE 2003-05)

16 career sacks at Purdue

GEORGE KARLAFTIS (PURDUE 2019-21)

30.5 tackles-for-loss, 14.5 sacks, 3-time All-Big Ten, First Team All-America, Super Bowl LVII, LVIII champion

RYAN KERRIGAN (PURDUE 2007-10)

PURDUE HALL OF FAME - 2018

14 forced fumbles, 2-time All-Big Ten, All-America, Big Ten DPOTV, 4-time Pro Bowl selection

LAMAR LUNDY (PURDUE 1954-56)

PURDUE HALL OF FAME - 1995

Team MVP, 2-time All-Big Ten

ROB NINKOVICH (PURDUE 2004-05)

16 career sacks at Purdue, All-Big Ten Super Bowl XLIX, LI champion

CHIKE OKEAFOR (PURDUE 1994-96, 1998)

318 tackles, 15 sacks at Purdue, All-Big Ten

SHAUN PHILLIPS (PURDUE 2000-03)

60.5 tackles-for-loss, 33.5 sacks at Purdue, All-Big Ten

ANTHONY SPENCER (PURDUE 2003-06)

44 tackles-for-loss, 21.0 sacks at Purdue, All-Big Ten, All-America

LEO SUGAR (PURDUE 1949-51)

PURDUE HALL OF FAME - 2006

2-time All-Big Ten, All-America

KEENA TURNER (PURDUE 1976-79)

PURDUE HALL OF FAME - 2006

58 tackles-for-loss at Purdue, 2-time All-Big Ten Super Bowl XVI, XIX, XXIII, XXIV champion

CRADLE OF QUARTERBACKS

The Cradle of Quarterbacks has evolved over the last 70 years as a defining feature of Purdue Football. Boilermakers have set numerous NCAA and Big Ten Conference records, many have been chosen as All-Americans and national awards winners or finalists.

Fifteen former Purdue signal-callers have gone on to play in the National Football League. Drew Brees, Len Dawson and Bob Griese combined to win four Super Bowls. Purdue is one of just two universities that can claim three Super Bowl champs at the position. (Alabama)

The reference to Cradle of Quarterbacks was added in the late 1970s when the poster was updated to include Mark Herrmann.

DREW BREES (PURDUE 1997-00)

PURDUE HALL OF FAME - 2009

11,792 yards, 90 touchdowns, 61.1% comp.

All-America, Maxwell Award, 3-time All-Big Ten

Super Bowl XLIV MVP & champion, 13-time Pro Bowler

SCOTT CAMPBELL (PURDUE 1980-83)

7,636 yards, 45 touchdowns at Purdue

GARY DANIELSON (PURDUE 1970-72)

PURDUE HALL OF FAME - 2012

2,748 yards, 14 touchdowns at Purdue,

College Football Analyst for CBS

LEN DAWSON (PURDUE 1954-56)

PURDUE HALL OF FAME - 1996

3,325 yards, 29 touchdowns at Purdue

Three-time All-Big Ten, 1956 First Team All-America

Super Bowl IV champion, Super Bowl IV MVP,

1987 Pro Football Hall of Fame

BOB D'MOSS (PURDUE 1945-48)

PURDUE HALL OF FAME - 1999

2,759 yards, 23 touchdowns at Purdue,

Purdue Head Coach (1970-72)

JIM EVERETT (PURDUE 1981-85)

PURDUE HALL OF FAME - 1999

7,411 yards, 43 touchdowns at Purdue, 1985 All-Big Ten,

Pro Bowler

BOB GRIESE (PURDUE 1964-66)

PURDUE HALL OF FAME - 1994

4,541 yards, 28 touchdowns at Purdue

1966 Big Ten Player of the Year, 2-time All-America, 2-time

All-Big Ten

Super Bowl VII & VIII champion, 6-time Pro Bowl, Pro Football

Hall of Fame

MARK HERRMANN (PURDUE 1977-80)

PURDUE HALL OF FAME - 1997

9,946 yards, 71 touchdowns at Purdue

4-time All-Big Ten, Sammy Baugh Award, College Football Hall

of Fame

KYLE ORTON (PURDUE 2001-04)

9,337 yards, 63 touchdowns at Purdue, 2-time All-Big Ten

CURTIS PAINTER (PURDUE 2005-08)

11,163 yards, 67 touchdowns at Purdue

MIKE PHIPPS (PURDUE 1967-69)

PURDUE HALL OF FAME - 1995

5,423 yards, 37 touchdowns

1969 Consensus All-America, 2-time All-Big Ten, College Football

Hall of Fame

DALE SAMUELS (PURDUE 1950-52)

PURDUE HALL OF FAME - 2001

3,161 yards, 27 touchdowns at Purdue





TEAM GAME-BY-GAME STATS

Game	Ball State	SIU	USC	ND	Ill	Minn.	NU	RU	UM	OSU	UW	IU	Total
Points	31	34	17										82-27.3
	0	17	33										50-16.7
Total Offense	433	384	357										1,174
	203	283	460										946
Total Plays	59	76	67										202
	52	60	68										180
Yards Per Play	7.3	5.1	5.3										5.8
	3.9	4.7	6.8										5.3
First Downs	23	29	23										75
	13	20	22										55
Rush Attempts	30	53	28										111
	36	26	40										102
Yards Rushing	93	214	52										359
	116	81	178										175
Yards Per Rush	3.1	4.0	1.9										3.2
	3.2	3.1	4.4										3.7
Rushing Touchdowns	2	2	1										5
	0	1	2										3
Passing Completions	20	14	24										58
	10	20	17										47
Passing Attempts	29	23	39										91
	16	34	28										78
Completion %	69.0	60.9	61.5										63.7%
	62.5	58.8	60.7										60.3%
Passing Yards	340	170	305										815
	87	202	282										571
Passing Touchdowns	2	2	1										5
	0	1	0										1
Had Intercepted	0	1	3										4
	0	0	0										0
Field Goals	1	2	1										4
	0	1	4										5
Punting No.-Avg.	3-50.3	0-0.0	3-54.3										6-52.3
	5-40.8	3-42.0	0-0										8-41.3
Time of Possession	26:20	36:46	25:53										29:40
	33:40	23:14	34:07										30:20
Third Downs	4-11	9-14	7-14										30-39
	4-13	5-11	4-13										13-37
Fourth Downs	2-2	2-3	1-1										5-6
	1-2	1-2	4-4										6-8
Red-Zone Scoring	4-5	4-5	2-5										10-15
	0-1	3-3	5-6										8-10
Red Zone TDs-FGs	3-1	3-1	1-1										7-3
	0-0	2-1	2-3										4-4
Turnovers	0	1	3										4
	0	0	0										0
Points off Turnovers	0	0	0										0
	0	0	17										17
Penalties	3-25	2-30	5-60										10-115
	3-18	5-66	9-103										17-187
Punt Returns	2-7-0	1-17-0	0-0-0										3-8-0
	1-3-0	0-0-0	1-2-0										2-1
Kick Returns	1-20-0	2-40-0	3-65-0										6-20.8
	2-34-0	0-0-0	1-16-0										3-16.7
Interception Returns	0-0-0	0-0-0	0-0-0										0-0-0
	0-0-0	1-0-0	3-103-1										3-25.8-1
Fumble-Lost	1-0	0-0	0-0										1-0
	0-0	0-0	0-0										0-0
Sacks	4-15	3-24	2-13										9-52
	1-9	0-0	5-37										6-46
Tackles-for-Loss	7-22	7-31	7-24										21-77
	5-17	7-15	10-55										22-87
Breakups	1	3	3										7
	3	2	1										6



GAME 4 NOTES • Purdue vs. Notre Dame



OFFENSIVE STARTERS

	QB	RB	TE	WR	WR	WR	LT	LG	C	RG	RT
BALL STATE	Browne	Mockobee	Walker	Jackson III	Branch	Tuggle	Tanona	J. St. John	Joiner	Trent	Coly
SOUTHERN ILL.	Browne	Mockobee	C. Moore	Jackson III	Branch	Tuggle	Tanona	J. St. John	Joiner	Trent	Coly
USC	Browne	Mockobee	C. Moore	Jackson III	Horton	Tuggle	Tanona	J. St. John	Joiner	Trent	Coly
Notre Dame											
ILLINOIS											
Minnesota											
Northwestern											
RUTGERS											
Michigan											
OHIO STATE											
Washington											
INDIANA											

DEFENSIVE STARTERS

	DE	DL	DL	DE	LB	LB	DB	DB	DB	DB	DB
BALL STATE	T. Smith	Harkless	Lindsey	Madden	Powell	Correa	Hines	Coffey	Slusher	Ra-El	Grimes
SOUTHERN ILL.	T. Smith	Harkless	Lindsey	Madden	Powell	Correa	Hines	Coffey	Slusher	Ra-El	Grimes
USC	Nunnally IV	Harkless	Kennedy	Madden	Powell	Correa	Sanford Jr.	Turner	Slusher	Ra-El	Grimes
Notre Dame											
ILLINOIS											
Minnesota											
Northwestern											
RUTGERS											
Michigan											
OHIO STATE											
Washington											
INDIANA											

CAREER STARTS

OFFENSE	Position	'25	Purdue	Career	Consec.	First Purdue Start	DEFENSE	Position	'25	Purdue	Career	Consec.	First Purdue Start
Arhmad Branch	WR	2	2	2		2025, vs. Ball State	Smiley Bradford	DB		4	4		2024, vs. Oregon
Ryan Browne	QB	3	5	5	3	2024, at Illinois	Josh Burney	DL			10		
George Burhenn	TE		1	1		2023, vs. Indiana	Breyton Charles	DL			4		
Bakayne Coly	OL	3	3	3	3	2025, vs. Ball State	An'Darius Coffey	DB	2	2	11		2025, vs. Ball State
Tyrell Green	OL			10			Charles Correa	LB	3	3	5	3	2025, vs. Ball State
EJ Horton Jr.	WR	1	1	8	1	2025, vs. USC	Jordan Cree	DL			10		
Michael Jackson III	WR	3	3	7	3	2025, vs. Ball State	Sanders Ellis	LB			11		
Bradyn Joiner	OL	3	3	8	3	2025, vs. Ball State	Tony Grimes	DB	3	3	43	3	2025, vs. Ball State
Chauncey Magwood	WR			1			Jamarrion Harkless	DL	3	3	3	3	2025, vs. Ball State
Jude McCoskey	OL			20			Hudauri Hines	DB	2	2	2		2025, vs. Ball State
Bennett Meredith	QB		1	1		2023, at Northwestern	Ian Jeffries	DL			8		
Devin Mockobee	RB	3	26	26	15	2022, vs. Nebraska	Demeco Kennedy	DL	1	1	1	1	2025, vs. USC
Christian Moore	TE	2		14	2	2025, vs. Southern Ill.	TJ Lindsey	DL	2	2	2		2025, vs. Ball State
De'Nylon Morrisette	WR		4	4		2024, at Oregon State	Hershey McLaurin	DB			20		
Jalen St. John	OL	3	3	26	3	2025, vs. Ball State	CJ Madden	DE	3	3	3	3	2025, vs. Ball State
Joey Tanona	OL	3	3	3	3	2025, vs. Ball State	Miles Mitchell	DL			23		
Malachi Thomas	RB			6			Marcus Moore Jr.	DL			8		
Ethan Trent	OL	3	3	3	3	2025, vs. Ball State	CJ Nunnally IV	DL	1	1	24	1	2025, vs. USC
Nitro Tuggle	WR	3	3	3	3	2025, vs. Ball State	Mani Powell	LB	3	3	10	3	2025, vs. Ball State
Rico Walker	TE	1	1	1		2025, vs. Ball State	Tahj Ra-El	DB	3	3	20	3	2025, vs. Ball State
							Alex Sanford Jr.	LB	1	1	1	1	2025, vs. USC
							Myles Slusher	DB	3	3	19	3	2025, vs. Ball State
							Sterling Smith	DB			9		
							Trey Smith	DE	2	2	2		2025, vs. Ball State
							Elijah St. John	DL			4		
							Richard Toney Jr.	DB			10		
							Ryan Turner	DB	1	1	3	1	2025, vs. USC
							Crew Wakley	DB			16		
							TD Williams	DB			30		

GAME-BY-GAME LEADERS

Game	Rushing Attempts	Rushing Yards	Passing Yards	Receptions	Receiving Yards	All-Purpose Yards	Tackles	Tackles For Loss
BALL STATE	Mockobee - 14	Mockobee - 59	Browne - 311	Jackson III - 6	Branch - 101	Mockobee - 104	Ra-El - 7	6 tied - 1.0
SOUTHERN ILL.	Mockobee - 32	Mockobee - 126	Browne - 170	Branch - 4	Burhenn - 48	Mockobee - 147	Ra-El - 7	Correa, Nunnally IV - 2.0
USC	Mockobee - 12	Mockobee - 45	Browne - 305	Jackson III - 7	Jackson III - 70	Jackson III - 107	Slusher - 12	Bradford - 2.0
Notre Dame								
ILLINOIS								
Minnesota								
Northwestern								
RUTGERS								
Michigan								
OHIO STATE								
Washington								
INDIANA								





GAME 4 NOTES • Purdue vs. Notre Dame



DRIVE CHART

Game	Possessions	TDs	FGs Made	FGs Attempted	Fum.	Int.	Safety	Punt	Downs	Half	Game	80+Yard	3-And Out
BALL STATE	9/9	4/0	1/0	1/2	0/0	0/0	0/0	3/5	0/1	0/1	1/0	1/0	3/3
SOUTHERN ILL.	8/9	4/2	2/1	2/2	0/0	1/0	0/0	0/3	1/1	0/0	0/1	0/0	0/2
USC	9/9	2/2	1/4	1/5	0/0	3/0	0/0	3/0	0/0	0/1	0/1	0/2	1/0
Notre Dame													
ILLINOIS													
Minnesota													
Northwestern													
RUTGERS													
Michigan													
OHIO STATE													
Washington													
INDIANA													
TOTALS	26/27	10/4	4/5	4/9	0/0	4/0	0/0	6/8	1/2	0/2	1/2	1/2	4/5

PURDUE SCORING DRIVES

vs. Ball State					
Qtr	Res.	Players/Play	Plays	Yards	TOP
1	TD	Browne to Branch 49-yard pass	2	72	0:36
1	TD	Browne 5-yard rush	6	71	2:55
2	TD	Mockobee 4-yard rush	13	91	5:26
3	TD	Brown to Jackson III 14-yard pass	7	73	2:38
4	FG	Porath 28 yards	13	61	5:01
vs. Southern Illinois					
Qtr	Res.	Players/Play	Plays	Yards	TOP
1	TD	Browne to Branch 13-yard pass	9	72	3:49
1	TD	Browne to Tuggle 29-yard pass	8	76	3:31
2	FG	Porath 25 yards	9	52	4:15
2	TD	Mockobee 1-yard rush	12	55	5:00
3	FG	Porath 43 yards	10	23	4:57
4	TD	Mockobee 1-yard rush	13	70	7:10
vs. USC					
Qtr	Res.	Players/Play	Plays	Yards	TOP
2	FG	Porath 39 yards	10	56	4:01
3	TD	Browne 26-yard rush	8	67	3:22
4	TD	Browne to Tuggle 9-yard pass	8	63	2:51
at Notre Dame					
Qtr	Res.	Players/Play	Plays	Yards	TOP
vs. Illinois					
Qtr	Res.	Players/Play	Plays	Yards	TOP
at Minnesota					
Qtr	Res.	Players/Play	Plays	Yards	TOP
at Northwestern					
Qtr	Res.	Players/Play	Plays	Yards	TOP

vs. Rutgers					
Qtr	Res.	Players/Play	Plays	Yards	TOP
at Michigan					
Qtr	Res.	Players/Play	Plays	Yards	TOP
vs. Ohio State					
Qtr	Res.	Players/Play	Plays	Yards	TOP
at Washington					
Qtr	Res.	Players/Play	Plays	Yards	TOP
vs. Indiana					
Qtr	Res.	Players/Play	Plays	Yards	TOP

SCORING DRIVES BY YARDS

Yardage	Scoring Drives				Touchdowns			
	Purdue TD	Opponent FG	TD	FG	Purdue Ru.	Opponent Pa.	Other	Other
0-9					4	1	3	1
10-19					2			
20-29		1			1	1		
30-39								
40-49				2	1			
50-59	1	2						
60-69	2	1		2				
70-79	6		3					1
80-89			1	1				
90-99	1							

FIRST DRIVES BY PURDUE

	1st Half	2nd Half
	Touchdown	Touchdown
BALL STATE	Touchdown	Interception
SIU	Touchdown	Touchdown
USC	Punt	Touchdown
Notre Dame		
ILLINOIS		
Minnesota		
Northwestern		
RUTGERS		
Michigan		
OHIO STATE		
Washington		
INDIANA		

FIRST DRIVES BY OPPONENTS

	1st Half	2nd Half
	Punt	Field Goal Miss
BALL STATE	Punt	Field Goal Miss
SIU	Touchdown	Downs
USC	Field Goal	Field Goal
Notre Dame		
ILLINOIS		
Minnesota		
Northwestern		
RUTGERS		
Michigan		
OHIO STATE		
Washington		
INDIANA		





LONGEST PLAYS OF THE YEAR

Rushing	26 - Browne vs. USC, 9/13/25
Rushing TD	26 - Browne vs. USC, 9/13/25
Passing	49 - Browne to Branch vs. Ball State, 8/30/25
Passing TD	49 - Browne to Branch vs. Ball State, 8/30/25
Punt Return	17 - Jackson III vs. Southern Ill., 9/6/25
Kick Return	24 - Jackson III vs. USC, 9/13/25
INT Return	--
Fumble Return	--
Punt	68 - McCallister vs. USC, 9/13/25
Field Goal	43 - Porath vs. Southern Ill., 9/6/25

LONG PLAYS BY PLAYER

	No.	TD	Rush	Rec.	KR	Pr	Int	Fum
Arhmad Branch	2	1		2				
Michael Jackson III	1			1				
Nitro Tuggle	1			1				
TOTALS	4	1		4				

- All long players are 30+ yards

LONG PLAYS BY QUARTERBACK

	No.	TD	30-39	40-59	60-79	80-99
Ryan Browne	4	1	3	1		

LONG PLAYS BY TYPE & YARDS

	No.	TD		No.	TD
Rushing			100+		
Passing	4	1	90-99		
Punt Returns			80-89		
Kick Returns			70-79		
Interceptions			60-69		
Fumble Returns			50-59		
Other			40-49	1	1
TOTALS	4	1	30-39	3	

PLAYS OF 30 YARD OR MORE

Yds	Type	Players	Opponent
49	Pass	Browne to Branch*	Ball State
35	Pass	Browne to Branch	Ball State
33	Pass	Browne to Tuggle	USC
31	Pass	Browne to Jackson III	USC

* Touchdown scored on play

REDZONE RECAP

	PURDUE SCORED							FAILED TO SCORE					
	Att	Scores	Points	TDs	Rush	Pass	FGM	FGA	Downs	INT	FUM	Half	Game
BALL STATE	5	4	24	3	2	1	1	0	0	0	0	0	1
SIU	5	4	27	3	2	1	1	0	1	0	0	0	0
USC	5	2	10	1	0	1	1	0	0	3	0	0	0
Notre Dame													
ILLINOIS													
Minnesota													
Northwestern													
RUTGERS													
Michigan													
OHIO STATE													
Washington													
INDIANA													
TOTALS	15	10	61	7	4	3	3	0	1	3	0	0	1

	OPPONENT SCORED							FAILED TO SCORE					
	Att	Scores	Points	TDs	Rush	Pass	FGM	FGA	Downs	INT	FUM	Half	Game
BALL STATE	1	0	0	0	0	0	0	1	0	0	0	0	0
SIU	3	3	17	2	1	1	1	0	0	0	0	0	0
USC	6	5	23	2	2	0	3	1	0	0	0	0	0
Notre Dame													
ILLINOIS													
Minnesota													
Northwestern													
RUTGERS													
Michigan													
OHIO STATE													
Washington													
INDIANA													
TOTALS	10	8	40	4	3	1	4	2	0	0	0	0	0

MISC. PASSING STATS

Games 30+ Completions

Player	'25	Car.	Last Time
--------	-----	------	-----------

Games without an Interception (min. 20 passing attempts)

Player	'25	Car.	Last Time at Purdue
Ryan Browne	1	2	2025, vs. Ball State

Games 300-Yards Passing

Player	'25	Car.	Last Time at Purdue
Ryan Browne	2	2	2025, vs. USC

Games with Multiple Passing Touchdowns

Player	'25	Car.	Last Time at Purdue
Ryan Browne	2	3	2025, vs. Southern Illinois

Completions 30 Yards or More

Player	'25	Car.	Last Time at Purdue
Ryan Browne	4	7	2025, vs. USC
Malachi Singleton		1	

Completions 50 Yards or More

Player	'25	Car.	Last Time at Purdue
Ryan Browne		2	2024, at Illinois

MISC. RUSHING STATS

Games with 100-Yards Rushing

Player	'25	Car.	Last Time at Purdue
Ryan Browne	1		2024, at Illinois
Devin Mockobee	1	9	2025, vs. Southern Illinois
Malachi Thomas		2	

Games with a Rushing Touchdown

Player	'25	Car.	Last Time at Purdue
Arhmad Branch	1		2024, at Illinois
Ryan Browne	2	2	2025, vs. USC
Jaheim Merriweather	1		2024, vs. Indiana State
Devin Mockobee	2	21	2025, vs. Southern Illinois
Malachi Singleton		5	
Malachi Thomas		5	

Games with Multiple Rushing Touchdowns

Player	'25	Car.	Last Time at Purdue
Devin Mockobee	1	1	2025, vs. Southern Illinois
Malachi Thomas		1	

20-Yard Rushes at Purdue

Player	'25	Car.	Last Time at Purdue
Ryan Browne	1	3	2025, vs. USC
Jaheim Merriweather	1		2024, at Wisconsin
Devin Mockobee	19		2024, vs. Oregon



**MISC. RECEIVING STATS****Games with a Reception**

Player	'25	Car.	Last Time at Purdue
Arhmad Branch	3	3	2025, vs. USC
George Burhenn	2	4	2025, vs. USC
Christian Earls		2	
Antonio Harris	2	2	2025, vs. USC
EJ Horton	3	15	2025, vs. USC
Michael Jackson III	3	21	2025, vs. USC
Chauncey Magwood		11	
Jaheim Merriweather	1		2024, at Indiana
Devin Mockobee	2	31	2025, vs. Southern Illinois
Christian Moore	1	5	2025, vs. Southern Illinois
De'Nylon Morrisette	10		2024, at Michigan State
Corey Smith	1	7	2025, vs. Ball State
Malachi Thomas	1	14	2025, vs. Southern Illinois
Jesse Watson	2	3	2025, vs. USC
Nitro Tuggle	3	5	2025, vs. USC
Rico Walker		4	

Games with 5+ Catches

Player	'25	Car.	Last Time at Purdue
George Burhenn		1	2023, vs. Indiana
EJ Horton	1	1	2025, vs. USC
Michael Jackson III	2	5	2025, vs. USC
Malachi Thomas		2	

Games with 100 Yards Receiving

Player	'25	Car.	Last Time at Purdue
Arhmad Branch	1	1	2025, vs. Ball State
Michael Jackson III		1	

Games with a Receiving Touchdown

Player	'25	Car.	Last Time at Purdue
Arhmad Branch	2	2	2025, vs. Southern Illinois
George Burhenn	1		2023, vs. Indiana
EJ Horton		3	
Michael Jackson III	1	5	2025, vs. Ball State
Chauncey Magwood		1	
Devin Mockobee	2		2024, at Illinois
Christian Moore	1		
De'Nylon Morrisette	2		2024, vs. Notre Dame
Malachi Thomas		1	
Nitro Tuggle	2	2	2025, vs. USC

Games with Multiple Receiving Touchdowns

Player	'25	Car.	Last Time at Purdue
Michael Jackson III		1	

30-Yard Receptions at Purdue

Player	'25	Car.	Last Time at Purdue
Arhmad Branch	2	2	2025, vs. Ball State
Michael Jackson III	1	1	2025, vs. USC
Devin Mockobee	1		2023, vs. Indiana
Nitro Tuggle	1	1	2025, vs. USC

50-Yard Receptions at Purdue

Player	'25	Car.	Last Time at Purdue
--------	-----	------	---------------------

MISC. DEFENSIVE STATS**Games with Double-Digit Tackles**

Player	'25	Car.	Last Time at Purdue
Charles Correa	1	1	2025, vs. USC
Sanders Ellis		2	
Hershey McLaurin		1	
CJ Nunnally IV		2	
Mani Powell		1	
Tahj Ra-El		4	
Myles Slusher	1	2	2025, vs. USC
Elijah St. John		1	
Richard Toney Jr.		1	
Crew Wakley		1	

Games with a Tackle for Loss (including assisted TFLs)

Player	'25	Car.	Last Time at Purdue
Winston Berglund		2	2024, at Wisconsin
Smiley Bradford	2	2	2025, vs. USC
Josh Burney		10	
Drake Carlson		1	2024, vs. Penn State
Breydon Charles	1	8	2025, vs. Ball State
An'Darius Coffey		4	
Charles Correa	3	5	2025, vs. USC
Jordan Cree		12	
Jamarius Dinkins	1	4	2025, vs. USC
Sanders Ellis	1	11	2025, vs. Ball State
Tony Grimes		4	
Jamarrion Harkless	1	1	2025, vs. Ball State
Hudari Hines	1	2	2025, vs. Southern Illinois
Ian Jeffries		5	
Demeco Kennedy	1	1	2025, vs. USC
TJ Lindsey	1	1	2025, vs. Ball State
CJ Madden	1	2	2025, vs. Ball State
Hershey McLaurin		14	
Miles Mitchell		10	
Marcus Moore Jr.		4	
CJ Nunnally IV	1	20	2025, vs. Southern Illinois
Mani Powell	2	10	2025, vs. USC

Tahj Ra-El	1	7	2025, vs. Ball State
Myles Slusher	1	12	2025, vs. USC
Sterling Smith		1	
Trey Smith	1	2	2025, vs. Souther Illinois
Elijah St. John		2	
Richard Toney Jr.		4	
Ryan Turner		3	
Crew Wakley	1	6	2025, vs. Southern Illinois
TD Williams		2	

Games with Multiple Tackles for Loss

Player	'25	Car.	Last Time at Purdue
Smiley Bradford	1	1	2025, vs. USC
Josh Burney		2	
Breydon Charles		1	
Charles Correa	1	1	2025, vs. Southern Illinois
Jordan Cree		6	
Sanders Ellis		5	
Hershey McLaurin		3	
Miles Mitchell		4	
CJ Nunnally IV	1	11	2025, vs. Southern Illinois
Mani Powell		2	
Crew Wakley		1	

Games with a Sack (including half sacks)

Player	'25	Car.	Last Time at Purdue
Winston Berglund		1	2024, vs. Nebraska
Josh Burney		8	
Breydon Charles	1	7	2025, vs. Ball State
An'Darius Coffey		1	
Charles Correa	2	2	2025, vs. USC
Jordan Cree		8	
Jamarius Dinkins		1	
Sanders Ellis	1	3	2025, vs. Ball State
Tony Grimes		1	
Jamarrion Harkless	1	1	2025, vs. Ball State
Ian Jeffries		4	

Demeco Kennedy	1	1	2025, vs. USC
CJ Madden	1	1	2025, vs. Ball State
Hershey McLaurin		2	
Miles Mitchell		5	
CJ Nunnally IV	1	12	2025, vs. Southern Illinois
Mani Powell	1	5	2025, vs. Ball State
Myles Slusher		4	
Trey Smith	1	1	2025, vs. Souther Illinois
Elijah St. John		1	
Richard Toney		1	
Ryan Turner		2	
Crew Wakley		1	

Games with Multiple Sacks

Player	'25	Car.	Last Time at Purdue
Josh Burney		1	
Jordan Cree		1	
Sanders Ellis		1	
CJ Nunnally IV	1	3	2025, vs. Southern Illinois

Games with an Interception

Player	'25	Car.	Last Time at Purdue
Tony Grimes		1	
Hershey McLaurin		1	
Myles Slusher		2	
Richard Toney		2	
Ryan Turner		1	
Crew Wakley		3	
TD Williams		3	



• **PASSING CAREER HIGHS** *AT PREVIOUS SCHOOL

PLAYER	COMPLETIONS	ATTEMPTS	TOUCHDOWNS	YARDS	LONG
Ryan Browne	24, vs. USC, 9/13/25	39, vs. USC, 9/13/25	3, at Illinois, 10/12/24	311, vs. Ball State, 8/30/25	62, at Illinois, 10/12/24
Chauncey Magwood	1, vs. Tennessee, 11/6/21*	1, vs. Tennessee, 11/6/21*	-	15, vs. Tennessee, 11/6/21*	15, vs. Tennessee, 11/6/21*
Bennett Meredith	5, at Northwestern, 11/18/23	7, at Northwestern, 11/18/23	-	36, at Northwestern, 11/18/23	21, at Northwestern, 11/18/23
Malachi Singleton	11, vs. Ole Miss, 11/2/24*	14, vs. Ole Miss, 11/2/24*	1, vs. Ole Miss, 11/2/24*	207, vs. Ole Miss, 11/2/24*	45, vs. Ole Miss, 11/2/24*
Malachi Thomas	1, vs. Syracuse, 10/26/23*	1, vs. Syracuse, 10/26/23*	1, vs. Syracuse, 10/26/23*	16, vs. Syracuse, 10/26/23*	16, vs. Syracuse, 10/26/23*
Hayden Timosciek	6, at Michigan, 9/16/23*	10, at Michigan, 9/16/23*	-	33, at Michigan, 9/16/23*	12, at Michigan, 9/16/23*

• **RUSHING CAREER HIGHS** *AT PREVIOUS SCHOOL

PLAYER	ATTEMPTS	YARDS	TOUCHDOWNS	LONG
Arhmad Branch	1, at Illinois, 10/12/24	3, at Illinois, 10/12/24	1, at Illinois, 10/12/24	3, at Illinois, 10/12/24
Ryan Browne	21, at Northwestern, 11/18/23	118, at Illinois, 10/12/24	1, 2x last vs. USC, 9/13/25	34, vs. USC, 9/13/25
An'Darius Coffey	14, vs. North Alabama, 11/19/22*	83, vs. North Alabama, 11/19/22*	-	16, vs. North Alabama, 11/19/22*
Antonio Harris	5, vs. Southern Ill., 9/6/25	26, vs. Southern Ill., 9/6/25	-	17, vs. Southern Ill., 9/6/25
EJ Horton Jr.	1, 4x last at Oklahoma, 11/11/23*	12, at Old Dominion, 11/05/22*	-	12, at Old Dominion, 11/5/22*
Michael Jackson III	1, 2x last vs. Cal, 11/5/22*	53, at Arizona, 10/29/22*	-	53, at Arizona, 10/29/22*
Addai Lewellen	1, 2x last vs. Ohio State, 10/14/23	7, vs. LSU, 1/2/23	-	7, vs. LSU, 1/2/23
Hershey McLaurin	1, vs. Oklahoma, 11/12/22*	5, vs. Oklahoma, 11/12/22*	-	5, vs. Oklahoma, 11/12/22*
Jaheim Merriweather	4, vs. Indiana State, 8/31/24	35, at Wisconsin, 10/5/24	1, vs. Indiana State, 8/31/24	35, at Wisconsin, 10/5/24
Devin Mockobee	32, vs. Southern Ill., 9/6/25	178, vs. Nebraska, 10/15/22	2, vs. Southern Ill., 9/6/25	68, at Minnesota, 10/1/22
Bennett Meredith	4, at Northwestern, 11/18/23	7, at Northwestern, 11/18/23	-	11, at Northwestern, 11/18/23
Christian Moore	1, 2x last vs. Southern Ill., 9/6/25	3, at Houston, 8/31/24*	-	3, at Houston, 8/31/24*
De'Nylon Morrisette	1, 2x last vs. Oregon, 10/18/24	11, vs. Oregon, 10/18/24	-	11, vs. Oregon, 10/18/24
Malachi Singleton	8, vs. Ole Miss, 11/2/24*	44, vs. Ole Miss, 11/2/24*	1, 3x last vs. Ole Miss, 11/2/24*	42, vs. Ole Miss, 11/2/24*
Corey Smith	1, vs. Oklahoma State, 9/14/24*	2, vs. Oklahoma State, 9/14/24*	-	2, vs. Oklahoma State, 9/14/24*
Malachi Thomas	25, at Georgia Tech, 10/30/21*	151, vs. Syracuse, 10/23/21*	3, vs. Syracuse 10/23/21*	47, vs. Syracuse 10/23/21*
Hayden Timosciek	4, at Michigan, 9/16/23*	2, at Michigan, 9/16/23*	-	2, at Michigan, 9/16/23*

• **RECEIVING CAREER HIGHS** *AT PREVIOUS SCHOOL

PLAYER	RECEPTIONS	YARDS	TOUCHDOWNS	LONG
Arhmad Branch	3, vs. Ball State, 8/30/25	101, vs. Ball State, 8/30/25	1, 2x last vs. Southern Ill., 9/6/25	49, vs. Ball State, 8/30/25
George Burhenn	5, vs. Indiana, 11/25/23	74, vs. Indiana, 11/25/23	1, vs. Indiana, 11/25/23	33, vs. Indiana, 11/25/23
Christian Earls	1, 2x last at Michigan, 9/9/23*	14, vs. Bryant, 9/2/23*	-	14, vs. Bryant, 9/2/23*
Antonio Harris	1, 2x last vs. USC, 9/13/25	22, vs. Ball State, 8/30/25	-	22, vs. Ball State, 8/30/25
EJ Horton Jr.	7, vs. USC, 9/13/25	79, vs. Oklahoma St., 10/21/23*	1, 3x last vs. Oklahoma St., 10/21/23*	65, at Georgia Southern, 11/19/22*
Michael Jackson III	7, vs. USC, 9/13/25	115, vs. Cal, 11/05/22*	2, vs. Cal, 11/05/22*	59, vs. Cal, 11/05/22*
Chauncey Magwood	3, 2x last vs. BYU, 10/26/24*	57, vs. BYU, 10/26/24*	1, vs. Miami (Ohio), 9/3/22*	34, vs. Cincinnati, 10/12/24*
Jaheim Merriweather	1, vs. Penn State 11/16/24	12, vs. Penn State 11/16/24	-	12, vs. Penn State 11/16/24
Devin Mockobee	6, vs. Michigan, 12/3/22	59, vs. Florida Atlantic, 09/24/22	1, 2x last at Illinois, 10/12/24	38, vs. Indiana 11/25/23
Christian Moore	1, 5x last vs. Southern Ill., 9/6/25	27, at Hawaii, 11/9/24*	1, vs. Baylor, 11/11/23*	27, at Hawaii, 11/9/24*
De'Nylon Morrisette	2, 5x last vs. Oregon, 10/18/24	27, vs. Indiana State, 8/31/24	1, 2x last vs. Notre Dame, 9/14/24	19, vs. Indiana State, 8/31/24
Corey Smith	3, 2x last vs. Army, 10/5/24*	56, at Louisiana Tech, 9/21/24*	1, 2x last at UAB, 11/2/24*	38, at Louisiana Tech, 9/21/24*
Malachi Thomas	6, vs. Miami, 10/15/22*	43, vs. Miami, 10/15/22*	1, vs. Miami, 10/15/22*	34, vs. Maryland, 12/29/21*
Jesse Watson	1, 3x last vs. USC, 9/13/25	20, vs. USC, 9/13/25	-	20, vs. USC, 9/13/25
Nitro Tuggle	4, vs. USC, 9/13/25	69, vs. USC, 9/13/25	1, 2x last vs. USC, 9/13/25	33, vs. USC, 9/13/25
Rico Walker	1, 4x last vs. Indiana, 9/30/23*	16, vs. Charlotte, 9/9/23*	-	16, vs. Charlotte, 9/9/23*

• **KICKING CAREER HIGHS** *AT PREVIOUS SCHOOL

PLAYER	PUNTS	LONG	INSIDE 20	FG MADE	LONG
Jack McCallister	6, 2x last vs. Louisville, 12/31/24*	68, vs. USC, 9/13/25	3, 3x last vs. Ball State, 8/30/25	-	-
Spencer Porath	-	-	-	2, 4x last vs. Southern Ill., 9/6/25	45, vs. Nebraska, 9/28/24

• **RETURN CAREER HIGHS** *AT PREVIOUS SCHOOL

PLAYER	KICK RETURN LONG	KICK RETURN TOUCHDOWN	PUNT RETURN LONG	PUNT RETURN TOUCHDOWN
An'Darius Coffey	16, 2x last vs. SFA, 11/21/20*	-	-	-
Breon Ishmail	6, at Washington, 10/5/24*	-	-	-
Michael Jackson III	24, vs. USC, 9/13/25	-	17, 2x last vs. Southern Ill., 9/6/25	-
Chauncey Magwood	11, vs. Chattanooga, 9/18/21*	-	-	-
Hershey McLaurin	-	-	14, at Pitt, 9/1/22*	-
Devin Mockobee	19, vs. Ohio State, 10/14/23	-	-	-
Malachi Thomas	24, vs. Syracuse, 10/23/21*	-	-	-
TD Williams	19, vs. Abilene Christian, 9/23/23*	-	-	-





DEFENSIVE CAREER HIGHS *AT PREVIOUS SCHOOL

PLAYER	TACKLES	SACKS	TACKLES-FOR-LOSS	INTERCEPTIONS
Winston Berglund	5, vs. Nebraska, 9/28/24	1.0, vs. Nebraska, 9/28/24	1.0, 2x last at Wisconsin, 10/5/24	-
Smiley Bradford	6, vs. Oregon, 10/18/24	-	2.0, vs. USC, 9/13/25	-
Josh Burney	4, 4x last vs. Central St., 10/9/21*	2.5, at Savannah St., 9/29/24*	2.5, at Savannah St., 9/29/24*	-
Drake Carlson	2, 2x last vs. Penn State, 11/16/24	-	0.5, vs. Penn State 11/16/24	-
Breyton Charles	6, vs. Texas State, 1/3/25*	1.0, 5x last vs. Ball State, 8/30/25	2.0, vs. East Carolina, 11/23/24*	-
An'Darius Coffey	6, at UTSA, 11/2/24*	1.0, vs. Bethune-Cookman, 9/2/23*	1.0, 3x last at Florida State, 9/14/24*	-
Charles Correa	11, vs. USC, 9/13/25	1.0, vs. Southern Ill., 9/6/25	2.0, vs. Southern Ill., 9/6/25	-
Jordan Cree	7, 2x last at Wis.-Platteville, 9/21/24*	2.5, vs. Kenyon, 10/26/24*	3.5, vs. Kenyon, 10/26/24*	-
Carson Dean	1, vs. Ark.-Pine Bluff, 8/29/24*	-	-	-
Jamarius Dinkins	3, 4x last at Illinois, 10/12/24	1.0, vs. Louisville, 11/26/22*	1.0, 3x last vs. USC, 9/13/25	-
Sanders Ellis	11, vs. Charleston Southern, 9/28/24*	1.5, vs. Ark.-Pine Bluff, 9/14/24*	3.0, at Montana, 11/30/24*	-
Tony Grimes	7, 2x last at Wake Forest, 11/12/22*	1.0, vs. Texas A&M, 1/2/21*	1.0, 3x last at Notre Dame 10/30/21*	1, at Miami, 12/12/20*
Jamarrion Harkless	2, 2x last vs. Ball State, 8/30/25	0.5, vs. Ball State, 8/30/25	1.0, vs. Ball State, 8/30/25	-
Hudauri Hines	5, vs. USC, 9/13/25	-	1.0, 2x last vs. Southern Ill., 9/6/25	-
Breon Ishmail	2, vs. Arkansas State, 9/14/24*	-	-	-
Ian Jeffries	4, 2x last at Southern Miss., 10/19/24*	1.0, 3x last vs. Bowling Green, 12/26/24*	1.0, 4x last vs. Bowling Green, 12/26/24*	-
Demeco Kennedy	2, 3x last vs. Ball State, 8/30/25	1.0, vs. USC, 9/13/25	1.0, vs. USC, 9/13/25	-
TJ Lindsey	3, vs. Ball State, 8/30/25	-	0.5, vs. Ball State, 8/30/25	-
CJ Madden	3, 2x last vs. Ball State, 8/30/25	0.5, vs. Ball State, 8/30/25	0.5, 2x last vs. Ball State, 8/30/25	-
Chauncey Magwood	1, 3x last vs. New Hampshire, 8/29/24*	-	-	-
BJ Mayes	3, vs. UAlbany, 10/28/23*	-	-	-
Hershey McLaurin	11, vs. Baylor, 11/23/24*	0.5, 2x last at Arizona, 11/15/24*	2.0, 3x last vs. Kansas State, 11/2/24*	1, at Arizona, 11/15/24*
Jaheim Merriweather	1, vs. Penn State, 11/16/24	-	-	-
Miles Mitchell	6, 3x last at Eastern Wash., 8/29/24*	1.0, 4x last at New Hampshire, 11/9/24*	3.0, at Maine, 10/15/22*	-
Marcus Moore Jr.	5, vs. Eastern Michigan, 10/26/24*	-	1.0, vs. Bowling Green, 10/5/24*	-
CJ Nunnally IV	11, vs. Eastern Michigan, 10/26/24*	2.0, 3x last vs. Southern Ill., 9/6/25	3.0, 2x last vs. Buffalo, 9/20/23*	-
Mani Powell	10, vs. Syracuse, 10/4/24*	1.0, 3x last vs. Nevada, 11/30/24*	2.5, vs. Fresno State, 9/28/24*	-
Tahi Ra-Ei	12, at Marshall, 9/30/23*	-	1.0, 6x last vs. Ball State, 8/30/25	1, 2x last at Florida State, 9/14/24*
Alex Sanford Jr.	2, 2x last vs. USC, 9/13/25	-	-	-
Myles Slusher	12, vs. USC, 9/13/25	1.0, 3x last at Arizona State, 10/7/23*	1.0, 11x last vs. USC, 9/13/25	1, 2x last at LSU, 11/13/21*
Trey Smith	1, 4x last vs. Southern Ill., 9/6/25	-	1.0, at Michigan State 11/22/24	-
Sterling Smith	7, vs. Merrimack, 9/2/23*	-	1.0, at Boston College, 9/9/23*	-
Elijah St. John	10, vs. Rhode Island, 9/21/24*	1.0, vs. Rhode Island, 9/21/24*	1.0, 2x last vs. Stonehill, 10/12/24*	-
Joey Sumlin	1, vs. Indiana State, 8/31/24	-	-	-
Richard Toney Jr.	12, at Utah State, 11/11/23*	1.0, vs. UNLV, 10/14/23*	1.0, 3x last vs. Wyoming, 11/25/23*	1, 2x last at Colorado State, 11/18/23*
Ryan Turner	5, vs. Pitt, 11/30/24*	1.0, 2x last vs. North Carolina, 11/23/24*	1.0, 3x last vs. Pitt, 11/30/24*	1, vs. North Carolina, 11/23/24*
Crew Wakley	11, vs. Texas Tech, 10/21/23*	1.0, at Baylor, 9/28/24*	1.5, at Texas, 10/28/23*	1, 3x last at Utah, 11/9/24*
TD Williams	6, 2x last at Arkansas St., 8/31/24*	1.0, 2x last at Oklahoma St., 9/2/23*	-	2, vs. North Alabama, 10/26/24*
Zeke Williams	1, at Indiana, 11/30/24	-	-	-

THE LAST TIME A PLAYER

Rushed for 100 yards or more	Devin Mockobee vs. Southern Ill., Sept. 6, 2025 (126)	Had 400 or more yards total offense	Ryan Browne at Illinois, Oct. 12, 2024 (415)
Rushed for 150 yards or more	Devin Mockobee at Oregon State, Sept. 21, 2024 (168)	Had 500 or more yards total offense	Aidan O'Connell vs. Tennessee, Dec. 30, 2021 (525)
Rushed for 200 yards or more	Markell Jones vs. Indiana, Nov. 25, 2017 (217)	Had 100 yards passing and rushing	Ryan Browne at Illinois, Oct. 12, 2024 (297 p, 118 r)
Rushed for 250 yards or more	Mike Alstott at Indiana, Nov. 24, 1995 (265)		
QB rushed for 100 or more yards	Ryan Browne at Illinois, Oct. 12, 2024 (118)	Had 150 or more all-purpose yards	Devin Mockobee at Oregon State, Sept. 21, 2024 (168)
Rushed 20 or more times	Devin Mockobee vs. Southern Ill., Sept. 6, 2025 (32)	Had 200 or more all-purpose yards	Tyrone Tracy Jr. at Northwestern, Nov. 18, 2023 (266)
Rushed 30 or more times	Devin Mockobee vs. Southern Ill., Sept. 6, 2025 (32)	Had 250 or more all-purpose yards	Tyrone Tracy Jr. at Northwestern, Nov. 18, 2023 (266)
Rushed for three touchdowns	D.J. Knox vs. Ohio State, Oct. 20, 2018 (3)		
Rushed for four or more touchdowns	Kory Sheets vs. Miami (Ohio), Sept. 9, 2006 (4)	Accounted for five touchdowns	Aidan O'Connell vs. Tennessee, Dec. 30, 2021 (5 pass)
Had a run of 50 yards or more	Devin Mockobee at Oregon State, Sept. 21, 2024 (63)	Intercepted two or more passes	Kyndrich Breedlove at Wisconsin, Oct. 5, 2024 (2)
		Intercepted three or more passes	Anthony Brown vs. Nebraska, Oct. 31, 2015 (3)
Passed for 300 or more yards	Ryan Browne vs. USC, Sept. 13, 2025 (305)	Intercepted four or more passes	Paul Beery at Wisconsin, Oct. 9, 1976 (4)
Passed for 400 or more yards	Aidan O'Connell at Syracuse, Sept. 17, 2022 (424)	Forced two or more fumbles	Dillon Thieneman at Nebraska, Oct. 28, 2023 (2)
Passed for 500 or more yards	Aidan O'Connell vs. Tennessee, Dec. 30, 2021 (534)	Recovered two or more fumbles	Cole Brevard at Nebraska, Oct. 28, 2023 (2)
Attempted 40 or more passes	Hudson Card at Michigan State Nov. 22, 2024 (47)	Recorded 10 or more tackles	Myles Slusher (12), Charles Correa (11) vs. USC, Sept. 13, 2025
Completed 30 or more passes	Hudson Card vs. Syracuse, Sept. 16, 2023 (32)	Recorded 15 or more tackles	Kydran Jenkins at Oregon State, Sept. 21, 2024 (16)
Threw five or more touchdowns	Aidan O'Connell vs. Tennessee, Dec. 30, 2021 (5)	Had two or more sacks	CJ Nunnally IV vs. Southern Ill., Sept. 6, 2025 (2.0)
Completed a pass of 50 yards or more	Ryan Browne at Illinois, Oct. 12, 2024 (62)		
Completed a pass of 75 yards or more	Hudson Card vs. Fresno State, Sept. 2, 2023 (84)	Scored 10 or more points kicking	Spencer Porath vs. Southern Ill., Sept. 6 2025 (10)
Threw three or more interceptions	Ryan Browne vs. USC, Sept. 13, 2025 (3)	Made four field goals	Mitchell Fineran vs. Michigan, Dec. 3 2022 (5)
		Made five or more field goals	Mitchell Fineran vs. Michigan, Dec. 3 2022 (5)
Caught 10 or more passes	Abdur-Rahmaan Yaseen vs. Syracuse, Sept. 16, 2023 (10)	Made a field goal of 50 or more yards	J.D. Dellinger vs. TCU, Sept. 14, 2019 (53)
Caught 15 or more passes	Rondale Moore at Minnesota, Nov. 20, 2020 (15)	Had a punt 60 or more yards	Jack McCallister vs. USC, Sept. 13, 2025 (68)
Had 100 or more yards receiving	Arhmad Branch vs. Ball State, Aug. 30, 2025 (101)	Had a punt 70 or more yards	Joe Schopper at Michigan State, Oct. 27, 2018 (74)
Had 150 or more yards receiving	Deion Burks vs. Fresno State, Sept. 2, 2023 (152)	Punted 10 or more times	Keelan Crimmins vs. Notre Dame, Sept. 14, 2024 (10)
Had 200 or more yards receiving	Broc Thompson vs. Tennessee, Dec. 30, 2021 (217)	Totaled 100 or more punt return yards	Anthony Chambers vs. Penn State, Oct. 11, 2003 (149)
Caught three or more touchdowns	Charlie Jones vs. Indiana State, Sept. 10, 2022 (3)	Totaled 100+ kickoff return yards	Tyrone Tracy Jr. vs. Fresno State, Sept. 2, 2023 (144)
Caught a pass of 50 yards or more	Max Klare at Illinois, Oct. 12, 2024 (62)		
Caught a pass of 75 yards or more	Deion Burks vs. Fresno State, Sept. 2, 2023 (84)		





THE LAST TIME THE BOILERMAKERS

	Purdue	Opponent
Had 300 or more yards rushing	at Northwestern, Nov. 18, 2023 (303)	at Oregon State, Sept. 21, 2024 (341)
Had 400 or more yards rushing	at Northwestern, Oct. 26, 2002 (407)	Wisconsin, Nov. 23, 2019 (403)
Had 50 or more rushing attempts	Southern Ill., Sept. 6, 2025 (53)	at Oregon State, Sept. 21, 2024 (57)
Had two players with 100 yards rushing	at Illinois, Oct. 12, 2024 Ryan Browne (118) and Devin Mockobee (102)	Notre Dame, Sept. 15, 2024 Jeremiah Love (109), Riley Leonard (100)
Had a player with three straight 100-yard rushing games	Zander Horvath (2019 - Indiana, 2020 - Iowa, at Illinois)	
Had 400 or more passing yards	at Syracuse, Sept. 17, 2022 (424)	Vanderbilt, Sept. 7, 2019 (420)
Had 500 or more passing yards	vs. Tennessee, Dec. 30, 2021 (534)	Never
Had 45 or more passing attempts	at Michigan State, Nov. 22, 2024 (47)	Fresno State, Sept. 2, 2023 (45)
Had 30 or more passing completions	Indiana State, Aug. 31, 2024 (30)	Fresno State, Sept. 2, 2023 (32)
Threw four or more passing touchdowns	Indiana State, Aug. 31, 2024 (4)	at Indiana, Nov. 30, 2024 (6)
Threw three or more passing interceptions	USC, Sept. 13, 2025 (3)	at Nebraska, Oct. 30, 2021 (4)
Had two players with 100 yards receiving	at Northwestern, Nov. 20, 2021 (Wright - 213, Bell - 101)	Ohio State, Nov. 13, 2021 (Smith-Njigba - 139, Garrett Wilson - 126)
Had three players with 100 yards receiving	Missouri, Sept. 15, 2018 (Rondale Moore 137, Brycen Hopkins 136 and Isaac Zico 100)	
Had a 200-yard passer and a 100-yard rusher	at Illinois, Oct. 12, 2024 (Ryan Browne 297 passing, Browne 118 rushing, Mockobee 102 rushing)	
Had a 100-yard rusher and a 100-yard receiver	at Illinois, Oct. 12, 2024 (Browne 118 rushing; Mockobee 102 rushing, Klare 133 receiving)	
Had 600 or more yards of total offense	Minnesota, Nov. 11, 2023 (604)	vs. Tennessee, Dec. 30, 2021 (666)
Ran 80 or more total plays of offense	at Iowa, Oct. 7, 2023 (80)	Fresno State, Sept. 2, 2023 (82)
Scored 40 or more points	at Illinois, Oct. 12, 2024 (49)	at Indiana, Nov. 30, 2024 (66)
Scored 50 or more points	Indiana State, Sept. 10, 2022 (56)	at Indiana, Nov. 30, 2024 (66)
Scored 60 or more points	at Indiana, Nov. 22, 2008 (62)	at Indiana, Nov. 30, 2024 (66)
Was held scoreless	at Indiana, Nov. 30, 2024 (66-0) Held opponents scoreless 181 times (173 wins)	Ball State, Aug. 30, 2025 (31-0) Held scoreless by opponents 125 times (117 losses)
Did not allow a touchdown	Ball State, Aug. 30, 2025	at Indiana, Nov. 30, 2024
Did not commit a turnover	Ball State, Aug. 30, 2025	USC, Sept. 13, 2025
Committed five or more turnovers	at Indiana, Nov. 30, 2024 (5)	Nebraska, Oct. 31, 2015 (5)
Intercepted four or more passes	Nebraska, Oct. 30, 2021 (4)	Northwestern, Nov. 12, 2016 (4)
Returned an interception for a touchdown	at Indiana, Nov. 26, 2022 (Cory Trice, 8 yards)	USC, Sept. 13, 2025 (Jamaal Jarrett, 70 yards)
Returned a fumble for a touchdown	at Illinois, Oct. 12, 2024 (Will Heldt, 16 yards)	at Ohio State, Nov. 9, 2024
Recovered a fumble on a kickoff	at Nebraska, Oct. 28, 2023 (Antonio Stevens)	
Forced a fumble on the opening kickoff	at Nebraska, Oct. 28, 2023 (Anthony Brown)	
Held opponent to 50 or fewer rushing yards	at Virginia Tech, Sept. 9, 2023 (11)	at Indiana, Nov. 30, 2024 (13)
Held opponent to 100 or fewer passing yards	Ball State, Aug. 30, 2025 (87)	at Indiana, Nov. 30, 2024 (54)
Held opponent to 200 or fewer yards of total offense	Indiana State, Aug. 31, 2024 (154)	at Indiana, Nov. 30, 2024 (67)
Scored a safety	Rutgers, Nov. 28, 2020 (Branson Deen)	Northwestern, Nov. 9, 2019
Recorded five or more sacks	at Illinois, Oct. 12, 2024 (5)	USC, Sept. 13, 2025 (5)
Stopped a two-point conversion	at Maryland, Oct. 8, 2022	at Illinois, Oct. 12, 2024
Returned a kickoff for a touchdown	Fresno State, Sept. 2, 2023 (Tyrone Tracy Jr., 98 yards)	Rutgers, Nov. 28, 2020 (Aron Cruickshank, 100 yards)
Returned a punt for a touchdown	Northern Illinois, Sept. 19, 2009 (Aaron Valentin, 62 yards)	Michigan, Nov. 1, 2008 (Martavious Odoms, 73 yards)
Returned a blocked punt for a touchdown	Northern Colorado, Sept. 6, 2008 (Mike Conway, 11 yards)	Virginia Tech, Sept. 19, 2015 (Anthony Shegog, 15 yards)
Blocked a punt	Indiana State, Aug. 31, 2024 (Leland Smith)	at Ohio State, Nov. 9, 2024 (Caden Curry)
Blocked a field goal	Nebraska, Sept. 28, 2024 (2x, Damarjhe Lewis, Joe Anderson)	Michigan State, Nov. 22, 2024 (Ru'quan Buckley)
Blocked a PAT kick	at Maryland, Oct. 8, 2022 (Cam Allen)	Illinois, Sept. 30, 2023 (Jer'Zhan Newton)
Missed a PAT kick	Syracuse, Sept. 16, 2023 (Ben Freehill)	Ohio State, Oct. 14, 2023 (Jayden Fielding)
Scored a 2-point conversion	at Illinois, Oct. 12, 2024 (Jahmal Edrine pass from Ryan Browne)	Wisconsin, Sept. 22, 2023 (W. Pauling pass to T. Mordecai)
Did not punt	Southern Ill., Sept. 6, 2025	USC, Sept. 13, 2025
Recovered an onside kick (as kicking team)	at Illinois, Oct. 12, 2024	
Had 30 or more first downs	Nebraska, Oct. 15, 2022 (38)	at Indiana, Nov. 30, 2024 (30)
Had 35 or more minutes of possession time	Southern Ill., Sept. 6, 2025 (36:46)	at Indiana, Nov. 30, 2024 (36:37)
Was involved in an overtime game	Northwestern, Nov. 2, 2024 (20-26)	



**SEASON HIGHS BY PURDUE & OPPONENTS****PURDUE INDIVIDUAL SEASON HIGHS**

RUSHES	32 Devin Mockobee vs. Southern Ill. (9/6/25)
YARDS RUSHING	126 Devin Mockobee vs. Southern Ill. (9/6/25)
TD RUSHES	2 Devin Mockobee vs. Southern Ill. (9/6/25)
LONG RUSH	34 Ryan Browne vs. USC (9/13/25)
PASS ATTEMPTS	39 Ryan Browne vs. USC (9/13/25)
PASS COMPLETIONS	24 Ryan Browne vs. USC (9/13/25)
YARDS PASSING	311 Ryan Browne vs. Ball St. (8/30/25)
TD PASSES	2 Ryan Browne, 2x last vs. Southern Ill. (9/6/25)
LONG PASS	49 Ryan Browne vs. Ball St. (8/30/25)
RECEPTIONS	7 Michael Jackson III vs. USC (9/13/25)
YARDS RECEIVING	101 Arhmad Branch vs. Ball St. (8/30/25)
TD RECEPTIONS	1, 4x last Nitro Tuggle vs. USC (9/13/25)
LONG RECEPTION	49 Arhmad Branch vs. Ball St. (8/30/25)
FIELD GOALS	2 Spencer Porath vs. Southern Ill. (9/6/25)
LONG FIELD GOAL	43 Spencer Porath vs. Southern Ill. (9/6/25)
PUNTS	3, 2x last Jack McCallister vs. USC (9/13/25)
PUNTING AVG	54.3 Jack McCallister vs. USC (9/13/25)
LONG PUNT	68 Jack McCallister vs. USC (9/13/25)
PUNTS INSIDE 20	3 Jack McCallister vs. Ball St. (8/30/25)
LONG PUNT RETURN	17 Michael Jackson III vs. Southern Ill. (9/6/25)
LONG KICKOFF RETURN	24 Michael Jackson III vs. USC (9/13/25)
TACKLES	12 Myles Slusher vs. USC (9/13/25)
SACKS	2.0 CJ Nunnally IV vs. Southern Ill. (9/6/25)
TACKLES FOR LOSS	2.0, 3x last Smiley Bradford vs. USC (9/13/25)

PURDUE TEAM SEASON HIGHS

RUSHES	53 Southern Ill. (9/6/25)
YARDS RUSHING	214 Southern Ill. (9/6/25)
YARDS PER RUSH	4.0 Southern Ill. (9/6/25)
TD RUSHES	2, 2x last Southern Ill. (9/6/25)
PASS ATTEMPTS	39 USC (9/13/25)
PASS COMPLETIONS	24 USC (9/13/25)
YARDS PASSING	340 Ball St. (8/30/25)
YARDS PER PASS	11.7 Ball St. (8/30/25)
TD PASSES	2, 2x last Southern Ill. (9/6/25)
TOTAL PLAYS	76 Southern Ill. (9/6/25)
TOTAL OFFENSE	433 Ball St. (8/30/25)
YARDS PER PLAY	7.3 Ball St. (8/30/25)
POINTS	34 Southern Ill. (9/6/25)
SACKS BY	4 Ball St. (8/30/25)
FIRST DOWNS	29 Southern Ill. (9/6/25)
PENALTIES	5 USC (9/13/25)
PENALTY YARDS	60 USC (9/13/25)
TURNOVERS	3 USC (9/13/25)
PUNTS	3, 2x last USC (9/13/25)
PUNTING AVG	54.3 USC (9/13/25)
LONG PUNT	68 USC (9/13/25)
PUNTS INSIDE 20	3 Ball St. (8/30/25)
LONG PUNT RETURN	17 Southern Ill. (9/6/25)

OPPONENT INDIVIDUAL SEASON HIGHS

RUSHES	22 Krael Kelly vs. Ball St. (8/30/25)
YARDS RUSHING	77 Waymond Jordan, vs. USC (9/13/25)
TD RUSHES	1, 3x last Waymond Jordan + Jayden Maiava vs. USC (9/13/25)
LONG RUSH	21 Qua Ashley vs. Ball St. (8/30/25)
PASS ATTEMPTS	33 DJ Williams vs. Southern Ill. (9/6/25)
PASS COMPLETIONS	20 DJ Williams vs. Southern Ill. (9/6/25)
YARDS PASSING	282 Jayden Maiava vs. USC (9/13/25)
TD PASSES	1 DJ Williams vs. Southern Ill. (9/6/25)
LONG PASS	63 DJ Williams vs. Southern Ill. (9/6/25)
RECEPTIONS	5, 2x last Makai Lemon vs. USC (9/13/25)
YARDS RECEIVING	115 Ja'Kobi Lane vs. USC (9/13/25)
TD RECEPTIONS	1 Ryan Schwendeman vs. Southern Ill. (9/6/25)
LONG RECEPTION	63 Fabian McCray vs. Southern Ill. (9/6/25)
FIELD GOALS	4 Ryon Sayeri vs. USC (9/13/25)
LONG FIELD GOAL	53 Paul Geelen vs. Southern Ill. (9/6/25)
PUNTS	5 Adam Saul vs. Ball St. (8/30/25)
PUNTING AVG	42.0 Paul Geelen vs. Southern Ill. (9/6/25)
LONG PUNT	48 Paul Geelen vs. Southern Ill. (9/6/25)
PUNTS INSIDE 20	1 Adam Saul vs. Ball St. (8/30/25)
LONG PUNT RETURN	2 Makai Lemon vs. USC (9/13/25)
LONG KICKOFF RETURN	17 Qua Ashley vs. Ball St. (8/30/25)
TACKLES	16 Andrew Behm vs. Southern Ill. (9/6/25)
SACKS	2.0 Eric Gentry vs. USC (9/13/25)
TACKLES FOR LOSS	3.0 Eric Gentry vs. USC (9/13/25)

OPPONENT TEAM SEASON HIGHS

RUSHES	40 USC (9/13/25)
YARDS RUSHING	178 USC (9/13/25)
YARDS PER RUSH	4.5 USC (9/13/25)
TD RUSHES	2 USC (9/13/25)
PASS ATTEMPTS	34 Southern Ill. (9/6/25)
PASS COMPLETIONS	20 Southern Ill. (9/6/25)
YARDS PASSING	282 USC (9/13/25)
YARDS PER PASS	10.1 USC (9/13/25)
TD PASSES	1 Southern Ill. (9/6/25)
TOTAL PLAYS	68 USC (9/13/25)
TOTAL OFFENSE	460 USC (9/13/25)
YARDS PER PLAY	6.8 USC (9/13/25)
POINTS	33 USC (9/13/25)
SACKS BY	5 USC (9/13/25)
FIRST DOWNS	23 USC (9/13/25)
PENALTIES	9 USC (9/13/25)
PENALTY YARDS	104 USC (9/13/25)
TURNOVERS	-
PUNTS	5 Ball St. (8/30/25)
PUNTING AVG	42.0 Southern Ill. (9/6/25)
LONG PUNT	48 Southern Ill. (9/6/25)
PUNTS INSIDE 20	1 Ball St. (8/30/25)
LONG PUNT RETURN	2 USC (9/13/25)



GAME 4 NOTES • Purdue vs. Notre Dame



GAME 1 | AUG. 30, 2025

PURDUE	31
BALL STATE	0
ROSS-ADE STADIUM • WEST LAFAYETTE, IND.	

Purdue opened the season with a resounding 31-0 win over Ball State.

Ryan Browne completed 69.2% of his passes with no turnovers. He finished 18-of-26 passing for a career-high 311 yards and two touchdowns, connecting with seven receivers.

Devin Mockobee paced the offense with 104 all-purpose yards (59 rushing, 45 receiving) and a touchdown. He moved from ninth to seventh place on Purdue's all-time rushing list (2,521 career rushing yards) and is now 73 yards away from tying Markell Jones for the No. 6 spot.

Mockobee became the 10th Boilermaker to score 20 rushing touchdowns.

Arhmad Branch led the aerial attack with a touchdown and 101 receiving yards, the most by a Purdue wide receiver since Abdur-Rahmaan Yaseen had 114 against Syracuse on Sept. 16, 2023. He scored on just the second play from scrimmage on a 49-yard dime from Browne, setting the tone early.

Michael Jackson III had a game-high six catches, matching his career best in his Purdue debut. He caught a 14-yard pass from Browne to score his first touchdown as a Boiler in the third quarter.

The defense held the Cardinals to 203 total yards and just 87 yards through the air. BSU averaged just 3.9 yards per play.

Tahj Ra-El led the team with seven tackles (all solos), including one for a loss. The Boilers made life difficult for the Cardinals all day, stuffing them behind the line for seven tackles for loss, including four sacks.

Jack McCallister had three punts for 151 yards, an average of 50.3 per punt, all landing within the Ball State 20-yard line.

GAME 1 | BOX SCORE

Purdue	14	7	7	3	31
Ball State	0	0	0	0	0
Team Statistics	PUR	BSU			
FIRST DOWNS	23	13			
RUSHING YARDS	93	116			
PASSING YARDS	340	87			
TOTAL OFFENSE	433	203			

CAPTAINS: Devin Mockobee, Jalen St. John, Tony Grimes, Mani Powell

COIN TOSS: BSU won the toss, deferred to second half

RUSHING: Devin Mockobee - 14 att, 59 yds, 1 TD

PASSING: Ryan Browne - 18-of-26, 311 yds, 2 TD

RECEIVING: Arhmad Branch - 3 rec, 101 yds, 1 TD

TACKLES: Tahj Ra-El - 7 tkl (all solos), 1 TFL

TACKLES-for-LOSS: Charles, Correa, Ellis, Harkless, Ra-El - 1

SACKS: Charles, Ellis, Powell - 1

INTERCEPTIONS: N/A

SCORING SUMMARY

Qtr.	Play	Score
1	PUR - A.Branch 49 yd pass from R.Browne (kick)	PUR 7-0
1	PUR - R.Browne 5 yd rush (kick)	PUR 14-0
2	PUR - D.Mockobee 4 yd rush (kick)	PUR 21-0
3	PUR - M.Jackson III 14 yd pass from R.Browne (kick)	PUR 28-0
4	PUR - S.Porath 28 yd FG	PUR 31-0

GAME 2 | SEPT. 6, 2025

PURDUE	34
SOUTHERN ILLINOIS	17
ROSS-ADE STADIUM • WEST LAFAYETTE, IND.	

Purdue improved to 2-0 with a 34-17 victory over SIU, giving head coach Barry Odom the program's best start in a Purdue coach's first year since 1916.

Ryan Browne directed a balanced attack, completing 14-of-23 passes for 170 yards and two touchdowns. The sophomore also added 50 yards rushing, helping Purdue score on six of its eight drives without a punt.

Devin Mockobee carried the load on the ground with 32 attempts for 126 yards and two touchdowns, his first career game with multiple rushing scores. The senior climbed to fifth on Purdue's all-time rushing list (2,651 yards) while notching his ninth career 100-yard game.

Tight end George Burhenn paced the receiving corps with three catches for 48 yards. Arhmad Branch opened Purdue's scoring on a 13-yard touchdown grab, while Georgia transfer Nitro Tuggle hauled in his first career touchdown on a 29-yard strike from Browne late in the first quarter.

The Boilermaker defense rebounded after allowing two early touchdowns, limiting the Salukis to just three points over the final three quarters. Purdue held SIU to 81 rushing yards on 26 carries, an average of 3.1 yards per attempt.

CJ Nunnally IV made back-to-back sacks in the 4Q, his first multi-sack game in a Purdue uniform. Charles Correa made a big play in the first half, tallying his first career sack on third down to force the Salukis' initial punt.

Tahj Ra-El led the team again with seven solo tackles. The Boilers finished with three sacks and seven tackles for loss on the night.

Kicker Spencer Porath remained perfect on the season, drilling field goals from 28 and 43 yards. He's now 3-for-3.

GAME 2 | BOX SCORE

Purdue	14	10	3	7	34
Southern Illinois	14	0	0	3	17
Team Statistics	PUR	SIU			
FIRST DOWNS	29	20			
RUSHING YARDS	214	81			
PASSING YARDS	170	202			
TOTAL OFFENSE	384	283			

CAPTAINS: Browne, Madden, Jackson, Coffey

COIN TOSS: Purdue lost the toss, SIU elected to receive

RUSHING: Devin Mockobee - 32 att, 126 yds, 2 TD

PASSING: Ryan Browne - 14-of-23, 170 yds, 2 TD, 1 INT

RECEIVING: George Burhenn - 3 rec, 48 yds

TACKLES: Tahj Ra-El - 7 tkl (all solos)

TACKLES-for-LOSS: Correa, Nunnally - 2

SACKS: CJ Nunnally IV - 2

INTERCEPTIONS: N/A

SCORING SUMMARY

Qtr.	Play	Score
1	SIU - D.Williams 7 yd rush (kick)	SIU 7-0
1	PUR - A.Branch 13 yd pass from R.Browne (kick)	TIE 7-7
1	SIU - R.Schwendeman 4 yd pass from D.Williams (kick)	SIU 14-7
1	PUR - N.Tuggle 29 yd pass from R.Browne (kick)	TIE 14-14
2	PUR - S.Porath 25 yd FG	PUR 17-14
2	PUR - D.Mockobee 1 yd rush (kick)	PUR 24-14
3	PUR - S.Porath 43 yd FG	PUR 27-14
4	PUR - D.Mockobee 1 yd rush (kick)	PUR 34-14
4	SIU - P.Geelen 53 yd FG	PUR 34-17

GAME 3 | SEPT. 13, 2025

USC	33
PURDUE	17
ROSS-ADE STADIUM • WEST LAFAYETTE, IND.	

After a three-hour weather delay, Purdue dropped its Big Ten opener 33-17 to USC.

Ryan Browne continued to shine, throwing for 305 yards and two touchdowns. He opened the second half with a highlight-reel play, scooping up a tipped backward pass on a trick play and racing 34 yards for a score. Later in the third quarter, he found Nitro Tuggle for a nine-yard touchdown, marking the Georgia transfer's second consecutive game with a touchdown.

Tuggle and EJ Horton Jr. led Purdue receivers with 70 yards each, while senior running back Devin Mockobee added 45 yards on the ground.

Despite producing 365 yards of total offense, the Boilermakers were undone by three interceptions in USC territory. The Trojans countered with 460 yards, led by quarterback Jayden Maiava, who threw for 282 yards and added a rushing touchdown.

On defense, Myles Slusher posted a career-high 12 tackles, while Charles Correa set his own mark with 11. Demeco Kennedy chipped in his first career sack, bringing down Maiava for a nine-yard loss in the second quarter.

Special teams provided bright spots once again. Kicker Spencer Porath stayed perfect on the season, drilling a 39-yard field goal in the second quarter. Jack McCallister closed the night with a career-long 68-yard punt, averaging 54.3 yards on three attempts. He became the first Purdue punter since 2006 to average at least 50 yards per punt in multiple games during a season.

The Boilermakers fell to 2-1 overall and 0-1 in Big Ten play, while USC improved to 3-0 and 1-0 in the league.

GAME 3 | BOX SCORE

Purdue	0	3	7	7	17
USC	3	14	13	3	33
Team Statistics	PUR	USC			
FIRST DOWNS	23	23			
RUSHING YARDS	60	178			
PASSING YARDS	305	282			
TOTAL OFFENSE	365	460			

CAPTAINS: Grimes, Powell, Jackson, Browne

COIN TOSS: USC won the toss, deferred. Purdue elected to receive

RUSHING: Devin Mockobee - 12 att, 45 yds

PASSING: Ryan Browne - 24-of-39, 305 yds, 1 TD, 3 INT

RECEIVING: Michael Jackson III - 7 rec, 70 yds

TACKLES: Myles Slusher - 12 tkl (9 solos)

TACKLES-for-LOSS: Smiley Bradford - 2

SACKS: Demeco Kennedy - 1

INTERCEPTIONS: N/A

SCORING SUMMARY

Qtr.	Play	Score
1	USC - R.Sayeri 24 yd FG	USC 3-0
2	USC - J.Maiava 3 yd rush (kick)	USC 10-0
2	PUR - S.Porath 39 yd FG	USC 10-3
2	USC - W.Jordan 6 yd rush (kick)	USC 17-3
3	USC - R.Sayeri 37 yd FG	USC 20-3
3	PUR - R.Browne 26 yd rush (kick)	USC 20-10
3	USC - R.Sayeri 48 yd FG	USC 23-10
3	USC - J.Jarrett 70 yd INT return (kick)	USC 30-10
4	PUR - N.Tuggle 9 yd pass from R.Browne (kick)	USC 30-17
4	USC - R.Sayeri 19 yd FG	USC 33-17





GAME 7 | OCT. 18, 2025

PURDUE

-

NORTHWESTERN

-

MARTIN STADIUM • EVANSTON, ILL.

INSIDE THE MATCHUP

Record:	53-35-1
In West Lafayette:	23-15-0
In Evanston:	28-20-1
Neutral:	2-0-0
Streak:	Northwestern - 2
Last Win:	Purdue 17, Northwestern 9 - Home - 11/19/2022
Last Meeting:	Northwestern 26, Purdue 20 - Home - 11/2/2024
First Meeting:	Northwestern 24, Purdue 6 - Home - 11/2/1895

LAST 10 MEETINGS

Date	Pur/Opp Rank	Result	Purdue	Opp	Location
11/14/2015	-24(20)	L	14	21	A
11/12/2016		L	17	45	H
11/11/2017	-(25)	L	13	23	A
8/30/2018		L	27	31	H
11/9/2019		W	24	22	A
11/14/2020	-23	L	20	27	H
11/20/2021		W	32	14	2
11/19/2022		W	17	9	H
11/18/2023		L	15	23	A
11/2/2024		L-O	20	26	H

TOP 100-YARD RUSHING GAMES VS. NORTHWESTERN (22)

233 - Otis Armstrong (32) vs. Northwestern, 10/21/1972
193 - Mel Gray (25) vs. Northwestern, 10/16/1982
190 - Jimmy Smith (29) at Northwestern, 11/1/1980

TOP 300-YARD PASSING GAMES VS. NORTHWESTERN (8)

431 - Curtis Painter (35-49) at Northwestern, 10/14/2006
423 - Aidan O'Connell (29-39) vs. Northwestern, 11/20/2021
405 - Drew Brees (32-50) vs. Northwestern, 9/25/1999

TOP 100-YARD RECEIVING GAMES VS. NORTHWESTERN (21)

186 - Brian Alford at Northwestern, 11/16/1996 (7)
184 - Leroy Keyes vs. Northwestern, 10/7/1967 (6)
153 - Dorian Bryant vs. Northwestern, 10/15/2005 (16)

GAME 7 | BOX SCORE

Purdue	-	
Northwestern	-	
Team Statistics	PUR	NU
FIRST DOWNS	-	-
RUSHING YARDS	-	-
PASSING YARDS	-	-
TOTAL OFFENSE	-	-
CAPTAINS: -		
COIN TOSS: -		
RUSHING: -		
PASSING: -		
RECEIVING: -		
TACKLES: -		
TACKLES-for-LOSS: -		
SACKS: -		
INTERCEPTIONS: -		
SCORING SUMMARY		
Qtr.	Play	Score

GAME 8 | OCT. 25, 2025

PURDUE

-

RUTGERS

-

ROSS-ADE STADIUM • WEST LAFAYETTE, IND.

INSIDE THE MATCHUP

Record:	0-2-0
In West Lafayette:	0-1-0
In Piscataway:	0-1-0
Neutral:	0-0-0
Streak:	Rutgers - 2
Last Win:	N/A
Last Meeting:	Rutgers 37, Purdue 30 - Home - 11/28/2020
First Meeting:	Rutgers 14, Purdue 12 - Away - 10/21/2017

BOTH MEETINGS

Date	Pur/Opp Rank	Result	Purdue	Opp	Location
10/21/2017		L	12	14	A
11/28/2020		L	30	37	H

TOP 100-YARD RUSHING GAMES VS. RUTGERS (1)

101 - Zander Horvath (19) vs. Rutgers, 11/28/2020

TOP 300-YARD PASSING GAMES VS. RUTGERS (0)

N/A

TOP 100-YARD RECEIVING GAMES VS. RUTGERS (0)

N/A

GAME 8 | BOX SCORE

Purdue	-	
Rutgers	-	
Team Statistics	PUR	RU
FIRST DOWNS	-	-
RUSHING YARDS	-	-
PASSING YARDS	-	-
TOTAL OFFENSE	-	-
CAPTAINS: -		
COIN TOSS: -		
RUSHING: -		
PASSING: -		
RECEIVING: -		
TACKLES: -		
TACKLES-for-LOSS: -		
SACKS: -		
INTERCEPTIONS: -		
SCORING SUMMARY		
Qtr.	Play	Score

GAME 9 | NOV. 1, 2025

PURDUE

-

MICHIGAN

-

MICHIGAN STADIUM • ANN ARBOR, MICH.

INSIDE THE MATCHUP

Record:	14-47-0
In West Lafayette:	9-17-0
In Ann Arbor:	5-28-0
Neutral:	0-1-0
Streak:	Michigan - 6
Last Win:	Purdue 38, Michigan 36 - Away - 11/7/2009
Last Meeting:	Michigan 41, Purdue 13 - Away - 11/4/2023
First Meeting:	Michigan 34, Purdue 6 - Away - 11/1/1890

LAST 10 MEETINGS

Date	Pur/Opp Rank	Result	Purdue	Opp	Location
10/23/2004	12-13	L	14	16	H
10/13/2007		L	21	48	A
11/1/2008		W	48	42	H
11/7/2009		W	38	36	A
11/13/2010		L	16	27	H
10/29/2011	-17	L	14	36	A
10/6/2012		L	13	44	H
9/23/2017	-8	L	10	28	H
12/3/2022	-2(2)	L	22	43	Lucas Oil Stadium
11/4/2023	-2(3)	L	13	41	A

TOP 100-YARD RUSHING GAMES VS. MICHIGAN (5)

162 - Scott Dierking (38) vs. Michigan, 11/6/1976
126 - Montrell Lowe (22) vs. Michigan, 10/7/2000
118 - Kory Sheets (30) vs. Michigan, 11/1/2008

TOP 300-YARD PASSING GAMES VS. MICHIGAN (4)

367 - Joey Elliott (28-39) at Michigan, 11/7/2009
366 - Aidan O'Connell (32-47) vs. Michigan, 12/3/2022
344 - Eric Hunter (27-42) at Michigan, 11/4/1989

TOP 100-YARD RECEIVING GAMES VS. MICHIGAN (8)

162 - Charlie Jones vs. Michigan, 12/3/2022 (13)
156 - Calvin Williams at Michigan, 11/4/1989 (13)
140 - Darryl Stingley vs. Michigan, 11/13/1971 (5)

GAME 9 | BOX SCORE

Michigan	-	
Purdue	-	
Team Statistics	PUR	MICH
FIRST DOWNS	-	-
RUSHING YARDS	-	-
PASSING YARDS	-	-
TOTAL OFFENSE	-	-
CAPTAINS: -		
COIN TOSS: -		
RUSHING: -		
PASSING: -		
RECEIVING: -		
TACKLES: -		
TACKLES-for-LOSS: -		
SACKS: -		
INTERCEPTIONS: -		
SCORING SUMMARY		
Qtr.	Play	Score





GAME 10 | NOV. 8, 2025

PURDUE	-
OHIO STATE	-

ROSS-ADE STADIUM • WEST LAFAYETTE, IND.

INSIDE THE MATCHUP

Record:	15-43-2
In West Lafayette:	9-14-0
In Columbus:	5-29-2
Neutral:	1-0-0
Streak:	Ohio State - 3
Last Win:	Purdue 49, Ohio State 20 - Home - 10/20/2018
Last Meeting:	Ohio State 45, Purdue 0 - Away - 11/9/2024
First Meeting:	Ohio State 20, Purdue 0 - Away - 11/8/1919

LAST 10 MEETINGS

Date	Pur/Opp Rank	Result	Purdue	Opp	Location
10/11/2008	-12	L	3	16	A
10/17/2009	-7	W	26	18	H
10/23/2010	-11	L	0	49	A
11/12/2011		W-O	26	23	H
10/20/2012	-7	L-O	22	29	A
11/2/2013	-4	L	0	56	H
10/20/2018	-2	W	49	20	H
11/13/2021	(19)-6(4)	L	31	59	A
10/14/2023	-3	L	7	41	H
11/9/2024	-3(2)	L	0	45	A

TOP 100-YARD RUSHING GAMES VS. OHIO STATE (9)

172 - Harry Szulborski (23) vs. Ohio State, 10/4/1947
153 - Montrell Lowe (25) at Ohio State, 10/9/1999
139 - Max Schmaling (23) at Ohio State, 10/4/1952

TOP 300-YARD PASSING GAMES VS. OHIO STATE (8)

516 - Scott Campbell (31-52) vs. Ohio State, 10/31/1981
497 - Jim Everett (35-55) at Ohio State, 10/19/1985
455 - Drew Brees (39-65) vs. Ohio State, 10/28/2000

TOP 100-YARD RECEIVING GAMES VS. OHIO STATE (18)

195 - Steve Bryant vs. Ohio State, 10/31/1981 (10)
190 - Rodney Carter at Ohio State, 10/19/1985 (15)
170 - Rondale Moore vs. Ohio State, 10/20/2018 (12)

GAME 10 | BOX SCORE

Purdue	-	
Ohio State	-	
Team Statistics	PUR	OSU
FIRST DOWNS	-	-
RUSHING YARDS	-	-
PASSING YARDS	-	-
TOTAL OFFENSE	-	-
CAPTAINS: -		
COIN TOSS: -		
RUSHING: -		
PASSING: -		
RECEIVING: -		
TACKLES: -		
TACKLES-for-LOSS: -		
SACKS: -		
INTERCEPTIONS: -		
SCORING SUMMARY		
Qtr.	Play	Score

GAME 11 | NOV. 15, 2025

PURDUE	-
WASHINGTON	-

HUSKY STADIUM • SEATTLE, WASH.

INSIDE THE MATCHUP

Record:	2-7-1
In West Lafayette:	0-3-0
In Seattle:	1-3-1
Neutral:	1-1
Streak:	Purdue - 1
Last Win:	Purdue 34, Washington 24 - Sun Bowl - 12/31/2002
Last Meeting:	Purdue 34, Washington 24 - Sun Bowl - 12/31/2002
First Meeting:	Purdue 13, Washington 6 - Away - 9/23/1961

ALL 10 MEETINGS

Date	Pur/Opp Rank	Result	Purdue	Opp	Location
9/23/1961		W	13	6	A
9/22/1962	7-10	T	7	7	A
9/18/1971		L	35	38	A
9/23/1972	-15	L	21	22	H
9/12/1987	-12	L	10	28	A
9/10/1988	-20	L	6	20	H
9/16/1989	-15	L	9	38	A
9/15/1990	-22	L	14	20	H
1/1/2001	14-4	L	24	34	Rose Bowl
12/31/2002		W	34	24	Sun Bowl

TOP 100-YARD RUSHING GAMES VS. WASHINGTON (2)

213 - Gary Danielson (16) vs. Washington, 9/23/1972
121 - Otis Armstrong (19) at Washington, 9/18/1971

TOP 300-YARD PASSING GAMES VS. WASHINGTON (0)

N/A

TOP 100-YARD RECEIVING GAMES VS. WASHINGTON (3)

105 - John Standeford vs. Washington, 12/31/2002 (10)
102 - Calvin Williams at Washington, 9/16/1989 (4)
101 - Rodney Dennis vs. Washington, 9/15/1990 (3)

GAME 11 | BOX SCORE

Purdue	-	
Washington	-	
Team Statistics	PUR	WAS
FIRST DOWNS	-	-
RUSHING YARDS	-	-
PASSING YARDS	-	-
TOTAL OFFENSE	-	-
CAPTAINS: -		
COIN TOSS: -		
RUSHING: -		
PASSING: -		
RECEIVING: -		
TACKLES: -		
TACKLES-for-LOSS: -		
SACKS: -		
INTERCEPTIONS: -		
SCORING SUMMARY		
Qtr.	Play	Score

GAME 12 | NOV. 28, 2025

PURDUE	-
INDIANA	-

ROSS-ADE STADIUM • WEST LAFAYETTE, IND.

INSIDE THE MATCHUP

Record:	77-43-6
In West Lafayette:	40-23-4
In Bloomington:	36-20-2
Neutral:	1-0-0
Streak:	Indiana - 1
Last Win:	Purdue 35, Indiana 31 - Home - 11/25/2023
Last Meeting:	Indiana 66, Purdue 0 - Away - 11/30/2024
First Meeting:	Purdue 60, Indiana 0 - Home - 11/4/1891

LAST 10 MEETINGS

Date	Pur/Opp Rank	Result	Purdue	Opp	Location
11/29/2014		L	16	23	A
11/28/2015		L	36	54	H
11/26/2016		L	24	26	A
11/25/2017		W	31	24	H
11/24/2018		W	28	21	A
11/30/2019		L-O	41	44	H
11/27/2021		W	44	7	H
11/26/2022		W	30	16	A
11/25/2023		W	35	31	H
11/30/2024	-10(10)	L	0	66	A

TOP 100-YARD RUSHING GAMES VS. INDIANA (44)

276 - Otis Armstrong (32) vs. Indiana, 11/25/1972
264 - Mike Alstott (25) at Indiana, 11/24/1995
217 - Markell Jones (31) vs. Indiana, 11/25/2017

TOP 300-YARD PASSING GAMES VS. INDIANA (9)

522 - Kyle Orton (33-54) vs. Indiana, 11/20/2004
485 - Danny Etling (33-49) at Indiana, 11/30/2013
448 - Curtis Painter (38-54) vs. Indiana, 11/22/2008

TOP 100-YARD RECEIVING GAMES VS. INDIANA (28)

209 - Kyle Ingraham vs. Indiana, 11/20/2004 (11)
162 - Brian Alford vs. Indiana, 11/23/1996 (5)
159 - Cliff Benson vs. Indiana, 11/20/1982 (8)

GAME 12 | BOX SCORE

Indiana	-	
Purdue	-	
Team Statistics	PUR	IND
FIRST DOWNS	-	-
RUSHING YARDS	-	-
PASSING YARDS	-	-
TOTAL OFFENSE	-	-
CAPTAINS: -		
COIN TOSS: -		
RUSHING: -		
PASSING: -		
RECEIVING: -		
TACKLES: -		
TACKLES-for-LOSS: -		
SACKS: -		
INTERCEPTIONS: -		
SCORING SUMMARY		
Qtr.	Play	Score





CAREER STATS *AT PREVIOUS SCHOOL

#0 • Tony Grimes (Sr. • DB • 6-2 • 195)

	GP	GS	TOTAL	SOLO	AST	TFL	SACK	FF	FR	PBU	INT
2020*	12	4	14	11	3	1.5	1	0	0	3	1
2021*	13	13	47	35	12	2	0	0	0	9	0
2022*	12	11	36	27	9	0	0	1	0	7	0
2024*	13	12	20	15	5	0	0	0	0	6	0
2025	3	3	7	5	2	0	0	0	0	0	0
Total	53	43	124	93	31	3.5	1	1	0	25	1

#0 • Nitro Tuggle (So. • WR • 6-1 • 195)

	GP	GS	TOTAL	SOLO	AST	TFL	SACK	FF	FR	PBU	INT
2024*	8	0	3	34	0	16	0.4	11.3	4.3		
2025	3	3	7	123	2	29	2.3	17.6	41.0		
Total	11	3	10	157	2	29	0.9	15.7	14.3		

#1 • Smiley Bradford (So. • DB • 6-0 • 195)

	GP	GS	TOTAL	SOLO	AST	TFL	SACK	FF	FR	PBU	INT
2024	5	4	17	13	4	0	0	0	0	0	0
2025	3	0	7	4	3	3	0	0	0	1	0
Total	8	4	24	17	7	3	0	0	0	1	0

#2 • Michael Jackson III (Sr. • WR • 6-0 • 205)

	GP	GS	REC	YDS	TD	LONG	REC/G	YPC	YDS/G
2021*	7	1	12	116	0	21	1.7	9.7	16.6
2022*	8	2	17	236	4	59	2.1	13.9	29.5
2023*	9	1	17	146	1	16	1.9	8.6	16.2
2024*	4	0	1	10	0	10	0.2	10.0	2.0
2025	3	3	14	149	1	31	4.7	10.6	49.7
Total	32	7	61	657	6	59	1.9	10.8	20.5

Punt Ret.	GP	ATT	YDS	TD	LONG	AVG/R	AVG/G
2021*	7	2	5	0	5	2.5	0.714
2022*	8	11	70	0	17	6.4	8.750
2023*	9	5	25	0	9	5.0	2.778
2024	4	0	0	0	0	0.0	0.000
2025	3	3	24	0	17	8.0	8.000
Total	32	21	124	0	17	5.9	3.875

#3 • Malachi Singleton (So. • QB • 6-1 • 235)

	GP	GS	COMP	ATT	COMP%	YDS	TD	INT	LONG	ATT/G	YPG
2024*	5	0	21	28	75.0%	358	1	0	45	5.6	71.6
2025	2	0	2	3	66.7%	29	0	0	22	1.5	14.5
Total	7	0	23	31	74.2%	387	1	0	45	4.4	55.3

	GP	GS	ATT	YDS	TD	LONG	ATT/G	YDS/G
2024*	5	0	17	74	3	42	3.4	14.8
2025	2	0	4	21	0	12	2.0	10.5
Total	7	0	21	95	3	42	3.0	13.6

#3 • Sterling Smith (Jr. • DB • 6-1 • 198)

	GP	GS	TOTAL	SOLO	AST	TFL	SACK	FF	FR	PBU	INT
2023*	10	9	36	25	11	1	0	0	0	2	0
2025	3	0	0	0	0	0	0	0	0	0	0
Total	13	9	36	25	11	1	0	0	0	2	0

#4 • Hudaury Hines (So. • DB • 6-1 • 200)

	GP	GS	TOTAL	SOLO	AST	TFL	SACK	FF	FR	PBU	INT
2024	8	0	5	4	1	1	0	0	0	0	0
2025	3	2	10	10	0	1	0	0	0	2	0
Total	11	2	15	14	1	2	0	0	0	2	0

#5 • Charles Correa (So. • LB • 6-3 • 230)

	GP	GS	TOTAL	SOLO	AST	TFL	SACK	FF	FR	PBU	INT
2024*	14	2	16	10	6	1.5	0	1	0	1	0
2025	3	3	20	15	5	3.5	1.5	0	0	1	0
Total	17	5	36	25	11	5	1.5	1	0	2	0

#5 • Chauncey Magwood (Sr. • WR • 6-0 • 200)

	GP	GS	REC	YDS	TD	LONG	REC/G	YPC	YDS/G
2021*	13	0	1	17	0	17	0.1	17	1.3
2022*	12	1	7	104	1	26	0.6	14.9	8.7
2023*	4	0	4	40	0	18	1.0	10	10.0
2024*	12	0	5	102	0	34	0.4	20.4	8.5
2025	-	-	-	-	-	-	-	-	-
Total	41	1	17	263	1	34	0.4	15.5	6.4

#6 • Arhmad Branch (So. • WR • 6-0 • 185)

	GP	GS	REC	YDS	TD	LONG	REC/G	YPC	YDS/G
2023	1	0	0	0	0	0	0.0	0.0	0.0
2024	5	0	0	0	0	0	0.0	0.0	0.0
2025	3	2	7	167	2	49	2.3	23.9	55.7
Total	9	2	7	167	2	49	0.8	23.9	18.6

	GP	GS	ATT	YDS	TD	LONG	ATT/G	YDS/G
2023	1	0	0	0	0	0	0.0	0.0
2024	5	0	1	3	1	3	0.2	0.6
2025	3	2	-	-	-	-	-	-
Total	9	1	1	3	1	3	0.1	0.4

#6 • Sanders Ellis (So. • LB • 6-2 • 240)

	GP	GS	TOTAL	SOLO	AST	TFL	SACK	FF	FR	PBU	INT
2024*	13	11	81	56	25	14	2.5	0	3	2	0
2025	2	0	3	1	2	0.5	0.5	0	0	0	0
Total	15	11	84	57	27	14.5	3	0	3	2	0

#7 • Crew Wakley (Sr. • DB • 6-0 • 202)

	GP	GS	TOTAL	SOLO	AST	TFL	SACK	FF	FR	PBU	INT
2021*	4	0	0	0	0	0	0	0	0	0	0
2023*	12	7	59	31	28	3.5	0	0	0	6	1
2024*	11	9	44	31	13	1	1	0	0	1	2
2025	2	0	6	5	1	1	0	0	0	1	0
Total	29	16	109	67	42	5.5	1	0	0	8	3

#8 • CJ Madden (Jr. • DE • 6-4 • 275)

	GP	GS	TOTAL	SOLO	AST	TFL	SACK	FF	FR	PBU	INT
2022*	1	0	0	0	0	0	0	0	0	0	0
2023*	7	0	3	3	0	0	0	0	0	0	0
2024	3	0	7	5	2	0.5	0	0	0	0	0
2025	3	3	3	2	1	0.5	0.5	0	0	0	0
Total	14	3	13	10	3	1	0.5	0	0	0	0

#8 • DeNylon Morrisette (Jr. • WR • 6-1 • 203)

	GP	GS	REC	YDS	TD	LONG	REC/G	YPC	YDS/G
2022*	10	0	4	34	0	16	0.4	8.5	3.4
2023*	3	0	0	0	0	0	0.0	0	0.0
2024*	11	4	11	106	2	19	1.0	9.6	9.6
2025	-	-	-	-	-	-	-	-	-
Total	24	4	15	140	2	19	0.6	9.3	5.8

	GP	GS	ATT	YDS	TD	LONG	ATT/G	YDS/G
2022*	10	0	1	8	0	8	0.1	0.8
2023*	3	0	0	0	0	0	0.0	0.0
2024	11	4	1	11	0	11	0.1	1.0
2025	-	-	-	-	-	-	-	-
Total	24	4	2	19	0	11	0.1	0.8

#9 • Myles Slusher (Sr. • DB • 6-0 • 195)

	GP	GS	TOTAL	SOLO	AST	TFL	SACK	FF	FR	PBU	INT
2020*	6	2	15	9	6	1	0	1	2	0	0
2021*	11	7	50	33	17	3	0.5	0	0	4	2
2022*	6	6	28	18	10	5	2	0	0	1	0
2023*	4	1	17	16	1	1.5	1	0	0	1	0
2025	3	3	18	15	3	1	0	0	0	1	0
Total	30	19	128	91	37	11.5	3.5	1	2	7	2

#10 • Alex Sanford Jr. (Jr. • LB • 6-1 • 232)

	GP	GS	TOTAL	SOLO	AST	TFL	SACK	FF	FR	PBU	INT
2023*	11	0	1	1	0	0	0	0	0	0	0
2024*	12	0	0	0	0	0	0	0	0	0	0
2025	3	1	5	4	1	0	0	0	0	0	0
Total	26	1	6	5	1	0	0	0	0	0	0

#10 • Jesse Watson (R-Fr. • WR • 5-9 • 172)

	GP	GS	REC	YDS	TD	LONG	REC/G	YPC	YDS/G
2024	1	0	1	16	0	16	1.0	16	16.0
2025	3	0	2	25	0	5	0.7	12.5	8.3
Total	4	0	3	41	0	16	0.8	13.7	10.3

#12 • Corey Smith (So. • WR • 6-1 • 185)

	GP	GS	REC	YDS	TD	LONG	REC/G	YPC	YDS/G
2024*	12	0	12	179	2	38	1.0	14.9	14.9
2025	3	0	2	30	0	22	0.7	15	10.0
Total	15	0	14	209	2	38	0.9	14.9	13.9

#12 • Ryan Turner (Jr. • DB • 6-0 • 195)

	GP	GS	TOTAL	SOLO	AST	TFL	SACK	FF	FR	PBU	INT
2022*	3	0	1	1	0	1	1	0	0	0	0
2023*	2	0	2	2	0	0	0	0	0	0	0
2024*	9	2	13	10	3	2	1	0	0	4	1
2025	3	1	6	3	3	0	0	0	0	0	0
Total	17	3	22	16	6	3	2	0	0	4	1

#13 • EJ Horton Jr. (Sr. • WR • 6-1 • 190)

	GP	GS	REC	YDS	TD	LONG	REC/G	YPC	YDS/G
2020*	1	0	0	0	0	0	0.0	0	0.0
2021*	6	0	4	59	1	30	0.7	14.8	9.8
2022*	12	5	12	186	1	65	1.0	15.5	15.5
2023*	11	2	10	201	1	45	0.9	20.1	18.3
2025	3	1	10	125	0	0	3.3	12.5	41.7
Total	33	8	36	571	3	65	1.1	15.9	17.3

#13 • TJ Lindsey (R-Fr. • DL • 6-3 • 310)

	GP	GS	TOTAL	SOLO	AST	TFL	SACK	FF	FR	PBU	INT
2024*	1	0	1	1	0	0	0	0	0	0	0
2025	3	2	5	4	1	1	0	0	0	0	0
Total	4	2	6	5	1	1	0	0	0	0	0

#15 • Ryan Browne (So. • QB • 6-4 • 210)

	GP	GS	COMP	ATT	COMP%	YDS	TD	INT	LONG	ATT/G	YPG
2023	1	0	12	16	75.0%	104	0	2	28	16.0	104.0
2024	8	2	43	76	56.6%	532	4	2	62	9.5	66.5
2025	3	3	56	88	63.6%	786	5	4	49	29.3	262.0
Total	12	5	111	180	61.7%	1422	9	8	62	15.0	118.5



CAREER STATS *AT PREVIOUS SCHOOL

#23 • Jaheim Merriweather (So. • RB • 6-2 • 215)

	GP	GS	ATT	YDS	TD	LONG	ATT/G	YDS/G
2024	11	0	15	77	1	35	1.4	7.0
2025	3	0	2	4	0	2	0.7	1.3
Total	14	0	17	81	1	35	1.2	5.8

RECEIVING	GP	GS	REC	YDS	TD	LONG	REC/G	YPC	YDS/G
2024	11	0	3	21	0	12	0.3	7	1.9
2025	3	0	0	0	0	0	0.0	0	0.0
Total	14	0	3	21	0	12	0.2	7	1.5

#23 • Trey Smith (So. • DE • 6-4 • 255)

	GP	GS	TOTAL	SOLO	AST	TFL	SACK	FF	FR	PBU	INT
2023*	2	0	0	0	0	0	0	0	0	0	0
2024	9	0	2	2	0	1	0	0	0	0	0
2025	3	2	5	2	3	0.5	0.5	0	0	0	0
Total	14	2	7	4	3	1.5	0.5	0	0	0	0

#24 • An'Darius Coffey (Sr. • DB • 5-10 • 203)

	GP	GS	TOTAL	SOLO	AST	TFL	SACK	FF	FR	PBU	INT
2020*	9	0	1	0	1	0	0	0	0	0	0
2022*	12	0	1	1	0	0	0	0	0	0	0
2023*	12	5	25	19	6	2	1	0	1	3	0
2024*	12	4	23	13	10	1.5	0	2	0	0	0
2025	3	2	7	4	3	0	0	0	0	0	0
Total	48	11	57	37	20	3.5	1	2	1	3	0

#24 • Malachi Thomas (Sr. • RB • 6-0 • 220)

	GP	GS	ATT	YDS	TD	LONG	ATT/G	YDS/G
2021*	12	3	93	440	3	47	7.8	36.7
2022*	3	2	37	146	1	29	12.3	48.7
2023*	13	0	83	381	2	35	6.4	29.3
2024*	10	1	43	165	1	20	4.3	16.5
2025	3	0	10	21	0	7	3.3	7.0
Total	41	6	266	1153	7	47	6.5	28.1

RECEIVING	GP	GS	REC	YDS	TD	LONG	REC/G	YPC	YDS/G
2021*	12	3	2	33	0	34	0.2	16.5	2.8
2022*	3	2	13	91	1	23	4.3	7	30.3
2023*	13	0	9	49	0	21	0.7	5.4	3.8
2024*	10	1	4	25	0	9	0.4	6.3	2.5
2025	3	0	1	10	0	10	0.3	10	3.3
Total	41	6	29	208	1	34	0.7	7.2	5.1

#25 • Hershey McLaurin (Sr. • DB • 6-2 • 210)

	GP	GS	TOTAL	SOLO	AST	TFL	SACK	FF	FR	PBU	INT
2022*	12	2	45	25	20	1	0	0	0	1	0
2023*	11	7	44	24	20	6	0.5	0	0	3	0
2024*	12	11	50	26	24	8	0.5	1	0	3	1
2025	1	0	0	0	0	0	0	0	0	0	0
Total	36	20	139	75	64	15	1	1	0	7	1

#28 • Chalil Cummings (R-Fr. • DB • 5-11 • 190)

	GP	GS	TOTAL	SOLO	AST	TFL	SACK	FF	FR	PBU	INT
2024*	5	0	0	0	0	0	0	0	0	0	0
2025	3	0	0	0	0	0	0	0	0	0	0
Total	8	0	0	0	0	0	0	0	0	0	0

#29 • TD Williams (Sr. • DB • 6-1 • 205)

	GP	GS	TOTAL	SOLO	AST	TFL	SACK	FF	FR	PBU	INT
2022*	11	11	26	18	8	1	0	1	1	11	1
2023*	11	10	32	25	7	1.5	0	0	0	4	1
2024*	11	9	20	12	8	0.5	0	0	0	8	2
2025	-	-	-	-	-	-	-	-	-	-	-
Total	33	30	78	55	23	3	0	1	1	23	4

#35 • Spencer Porath (So. • K • 5-11 • 200)

	GP	FGM	FGA	FG%	LONG	PATM	PATA	PAT%
2024	9	7	11	63.6%	45	17	17	100.0%
2025	3	4	4	100.0%	43	10	10	100.0%
Total	12	11	15	73.3%	45	27	27	100.0%

#38 • Jack McCallister (Sr. • P • 6-0 • 213)

	GP	#	AVG	LONG	YDS	NET	IN20	IN20%
2022*	13	23	40.8	0	939	879	5	21.7%
2023*	15	45	41.7	0	1878	1858	13	28.9%
2024*	13	42	43.0	0	1806	1766	15	35.7%
2025	3	6	52.3	55	314	314	5	83.3%
Total	44	116	42.6	55	4937	0	38	32.8%

#43 • Richard Toney Jr. (Sr. • DB • 6-0 • 195)

	GP	GS	TOTAL	SOLO	AST	TFL	SACK	FF	FR	PBU	INT
2021	1	0	0	0	0	0	0	0	0	0	0
2022	7	0	8	7	1	0	0	0	0	0	0
2023	12	9	67	46	21	3.5	1	0	0	1	2
2024	9	1	9	4	5	0	0	0	0	1	0
2025	3	0	3	2	1	0	0	0	0	0	0
Total	32	10	87	59	28	3.5	1	0	0	2	2

#44 • Christian Moore (Sr. • TE • 6-3 • 250)

	GP	GS	REC	YDS	TD	LONG	REC/G	YPC	YDS/G
2020*	3	0	0	0	0	0	0.0	0	0.0
2021*	4	0	0	0	0	0	0.0	0	0.0
2022*	14	0	1	4	0	4	0.1	4	0.3
2023*	12	0	1	2	1	2	0.1	2	0.2
2024*	13	12	2	28	0	27	0.2	14	2.2
2025	3	2	1	2	0	2	0.3	2	0.7
Total	49	14	5	36	1	27	0.1	7.2	0.7

#45 • Devin Mockobee (Sr. • RB • 6-0 • 202)

	GP	GS	ATT	YDS	TD	LONG	ATT/G	YDS/G
2021	0	0	0	0	0	0	0.0	0.0
2022	13	7	195	968	9	68	15.0	74.5
2023	12	4	172	811	6	65	14.3	67.6
2024	12	12	138	687	4	63	11.5	57.3
2025	3	3	58	230	3	17	19.3	76.7
Total	40	26	563	2696	22	68	14.1	67.4

RECEIVING	GP	GS	REC	YDS	TD	LONG	REC/G	YPC	YDS/G
2021	0	0	0	0	0	0	0.0	0	0.0
2022	13	7	32	274	0	28	2.5	8.6	21.1
2023	12	4	19	180	1	38	1.6	9.5	15.0
2024	12	12	17	170	1	21	1.4	10	14.2
2025	3	3	4	66	0	29	1.3	16.5	22.0
Total	40	26	72	690	2	38	1.8	9.6	17.3

#58 • Breeon Ishmail (So. • DE • 6-4 • 270)

	GP	GS	TOTAL	SOLO	AST	TFL	SACK	FF	FR	PBU	INT
2024*	8	0	3	1	2	0	0	0	0	0	0
2025	3	0	1	1	0	0	0	0	0	0	0
Total	11	0	4	2	2	0	0	0	0	0	0

#81 • George Burhenn (So. • TE • 6-5 • 235)

	GP	GS	REC	YDS	TD	LONG	REC/G	YPC	YDS/G
2023	11	1	5	74	1	33	0.5	14.8	6.7
2024	4	0	1	3	0	3	0.3	3	0.8
2025	3	0	7	74	0	21	2.3	10.6	24.7
Total	18	1	13	151	1	33	0.7	11.6	8.4

#87 • Christian Earls (Sr. • TE • 6-8 • 280)

	GP	GS	REC	YDS	TD	LONG	REC/G	YPC	YDS/G
2023*	13	0	2	25	0	14	0.2	12.5	1.9
2024*	8	0	0	0	0	0	0.0	0	0.0
2025	3	0	0	0	0	0	0.0	0	0.0
Total	24	0	2	25	0	14	0.1	12.5	1.0

#91 • CJ Nunnally IV (Sr. • DL • 6-3 • 265)

	GP	GS	TOTAL	SOLO	AST	TFL	SACK	FF	FR	PBU	INT
2021*	1	0	0	0	0	0	0	0	0	0	0
2023*	12	12	65	35	30	15.5	7	1	0	2	0
2024*	12	11	56	24	32	11	6	2	0	0	0
2025	3	1	4	4	0	2	2	0	0	0	0
Total	28	24	125	63	62	28.5	15	3	0	2	0

#93 • Seth Turner (So. • K/P • 6-1 • 195)

KICK	GP	FGM	FGA	FG%	LONG	PATM	PATA	PAT%
2023*	0							
2024*	0							
2025	3	-	-	-	-	-	-	-
Total	3							

#95 • Breyton Charles (Sr. • DL • 6-3 • 272)

	GP	GS	TOTAL	SOLO	AST	TFL	SACK	FF	FR	PBU	INT
2021*	8	0	5	3	2	0	0	0	0	0	0
2022*	9	0	11	2	9	0.5	0.5	0	2	1	0
2024	11	4	29	13	16	6	4.5	0	1	1	0
2025	2	0	4	3	1	0.5	0.5	0	0	0	0
Total	30	4	49	21	28	7	5.5	0	3	2	0

#97 • Jamarrion Harkless (So. • DL • 6-3 • 345)

	GP	GS	TOTAL	SOLO	AST	TFL	SACK	FF	FR	PBU	INT
2024	10	0	6	1	5	0	0	0	0	0	0
2025	3	3	5	1	4	1.5	1.5	0	0	0	0
Total	13	3	11	2	9	1.5	1.5	0	0	0	0





2025-26 Purdue Football
Overall Team Statistics
All games

Page 1/2
as of Sep 14, 2025

Team Statistics

	PURDUE	OPP
Scoring	82	50
Points per game	27.3	16.7
Points Off Turnovers	0	17
First Downs	75	55
Rushing	25	22
Passing	40	27
Penalty	10	6
Rushing Yardage	359	375
Yards gained rushing	451	439
Yards lost rushing	92	64
Rushing attempts	111	102
Average per rush	3.2	3.7
Average per game	119.7	125.0
TDs Rushing	5	3
Passing Yardage	815	571
Comp-Att-Int	58-91-4	47-78-0
Average per pass	9.0	7.3
Average per catch	14.1	12.1
Average per game	271.7	190.3
TDs Passing	5	1
Total offense	1174	946
Total plays	202	180
Average per play	5.8	5.3
Average per game	391.3	315.3
Kick returns: #-Yards	6-125	3-50
Punt returns: #-Yards	3-24	2--1
Int returns: #-Yards	0-0	4-103
Kick return average	20.8	16.7
Punt return average	8.0	-0.5
Int return average	0.0	25.8
Fumbles-Lost	3-0	0-0
Penalties-Yards	10-115	17-187
Average per game	38.3	62.3
Punts-Yards	6-314	8-330
Average per punt	52.3	41.3
Net punt average	52.5	38.3
Kickoffs-Yards	17-1086	13-821
Average per kick	63.9	63.2
Net kick average	40.5	40.1
Time of possession / game	29:40	30:20
3rd-down conversion	20/39	13/37
3rd-down pct	51%	35%
4th-down conversion	5/6	6/8





2025-26 Purdue Football
Overall Team Statistics
All games

Page 2/2
as of Sep 14, 2025

	PURDUE	OPP
4th-down pct	83%	75%
Sacks by-Yards	9-52	6-46
Misc Yards	0	0
Touchdowns scored	10	5
Field goals - attempts	4-4	5-9
On-Side kicks	0-0	0-0
Red-zone scores	(10-15) 67%	(8-10) 80%
Red-zone touchdowns	(7-15) 47%	(4-10) 40%
PAT-attempts	(10-10) 100%	(5-5) 100%
2-point conversion-attempts	(0-0) 0%	(0-0) 0%
Attendance	166722	0
Games / Avg per game	3/55574	0/0
Neutral site games	-	0/0

Score by Periods

Team	1st	2nd	3rd	4th	OT	TOT
Purdue	28	20	17	17	0	82
Opponents	17	14	13	6	0	50





2025-26 Purdue Football
Individual Statistics
All games

Page 1/2
as of Sep 14, 2025

Rushing

Player	gp	att	gain	loss	net	avg	td	lg	avg/g
Devin Mockobee	3	58	248	18	230	4.0	3	17	76.7
Ryan Browne	3	25	111	52	59	2.4	2	26	19.7
Antonio Harris	3	9	38	2	36	4.0	0	17	12.0
Malachi Thomas	3	10	27	6	21	2.1	0	7	7.0
Malachi Singleton	2	4	23	2	21	5.3	0	12	10.5
Jaheim Merriweather	3	2	4	0	4	2.0	0	2	1.3
Christian Moore	3	1	0	2	-2	-2.0	0	0	-0.7
Michael Jackson III	3	1	0	8	-8	-8.0	0	0	-2.7
Team	3	1	0	2	-2	-2.0	0	0	-0.7
Total	3	111	451	92	359	3.2	5	26	119.7
Opponents	3	102	439	64	375	3.7	3	21	125.0

Passing

Player	gp	effic	comp-att-int	pct	yds	td	lg	avg/g
Ryan Browne	3	148.3	56-88-4	63.6	786	5	49	262.0
Malachi Singleton	2	147.9	2-3-0	66.7	29	0	22	14.5
Total	3	148.3	58-91-4	63.7	815	5	49	271.7
Opponents	3	126.0	47-78-0	60.3	571	1	63	190.3

Receiving

Player	gp	no.	yds	avg	td	lg	avg/g
Michael Jackson III	3	14	149	10.6	1	31	49.7
Ej Horton	3	10	125	12.5	0	21	41.7
Arhmad Branch	3	7	167	23.9	2	49	55.7
George Burhenn	3	7	74	10.6	0	21	24.7
Nitro Tuggle	3	7	123	17.6	2	33	41.0
Devin Mockobee	3	4	66	16.5	0	29	22.0
Jesse Watson	3	2	25	12.5	0	20	8.3
Antonio Harris	3	2	37	18.5	0	22	12.3
Corey Smith	3	2	30	15.0	0	22	10.0
Christian Moore	3	1	2	2.0	0	2	0.7
Malachi Thomas	3	1	10	10.0	0	10	3.3
Jalil Hall	1	1	7	7.0	0	7	7.0
Total	3	58	815	14.1	5	49	271.7
Opponents	3	47	571	12.1	1	63	190.3

Punt Returns

Player	no.	yds	avg	td	lg
Michael Jackson III	3	24	8.0	0	17
Total	3	24	8.0	0	17
Opponents	2	-1	-0.5	0	2

Interceptions

Player	no.	yds	avg	td	lg
Total	0	0	0.0	0	0
Opponents	4	103	25.8	1	70

Kick Returns

Player	no.	yds	avg	td	lg
Michael Jackson III	4	87	21.8	0	24
Antonio Harris	2	38	19.0	0	20
Total	6	125	20.8	0	24
Opponents	3	50	16.7	0	17

Fumbles Recovered

Player	no.	yds	avg	td	lg
Total	0	0	0.0	0	0
Opponents	0	0	0.0	0	0





**2025-26 Purdue Football
Individual Statistics
All games**

Page 2/2
as of Sep 14, 2025

Scoring

Player			PAT						pts
	td	fg	kick	rush	rcv	pass	dxp	saf	
Spencer Porath	-	4-4	10-10	-	-	-	-	-	22
Devin Mockobee	3	-	-	-	-	-	-	-	18
Ryan Browne	2	-	-	-	-	-	-	-	12
Arhmad Branch	2	-	-	-	-	-	-	-	12
Nitro Tuggle	2	-	-	-	-	-	-	-	12
Michael Jackson III	1	-	-	-	-	-	-	-	6
Total	10	4-4	10-10	0	0	0	0	0	82
Opponents	5	5-9	5-5	0	0	0	0	0	50

Field Goals

Player	fg	pct.	01-19	20-29	30-39	40-49	50-99	lg	blk
Spencer Porath	4-4	100.0	0-0	2-2	1-1	1-1	0-0	43	0
Opponents	5-9	55.6	1-1	1-2	1-2	1-2	1-2	53	0

FG Sequence

Team Name	Purdue	Opponents
Ball St.	(28)	45,29
Southern Ill.	(25),(43)	59,(53)
Southern California	(39)	(24),(37),(48),37,(19)

Numbers in parentheses indicate field goal was made

Total Offense

Player	g	plays	rush	pass	total	avg/g
Ryan Browne	3	113	59	786	845	281.7
Devin Mockobee	3	58	230	0	230	76.7
Malachi Singleton	2	7	21	29	50	25.0
Antonio Harris	3	9	36	0	36	12.0
Malachi Thomas	3	10	21	0	21	7.0
Jaheim Merriweather	3	2	4	0	4	1.3
Christian Moore	3	1	-2	0	-2	-0.7
Michael Jackson III	3	1	-8	0	-8	-2.7
Team	3	0	-2	0	-2	-0.7
Total	3	202	359	815	1174	391.3
Opponents	3	180	375	571	946	315.3

Punting

Player	no.	yds	avg	lg	tb	fc	i20	50+	blk
Jack McCallister	6	314	52.3	68	0	1	5	4	0
Total	6	314	52.3	68	0	1	5	4	0
Opponents	8	330	41.3	48	0	4	1	0	0

Kickoffs

Player	no.	yds	avg	tb	ob	retn	net	ydln
Seth Turner	17	1086	63.9	12	0			
Total	17	1086	63.9	12	0	3	40.5	24
Opponents	13	821	63.2	7	0	6	40.1	24

All Purpose

Player	g	rush	rcv	pr	kr	ir	total	avg/g
Devin Mockobee	3	230	66	0	0	0	296	98.7
Michael Jackson III	3	-8	149	24	87	0	252	84.0
Arhmad Branch	3	0	167	0	0	0	167	55.7
EJ Horton	3	0	125	0	0	0	125	41.7
Nitro Tuggle	3	0	123	0	0	0	123	41.0
Antonio Harris	3	36	37	0	38	0	111	37.0
George Burhenn	3	0	74	0	0	0	74	24.7
Ryan Browne	3	59	0	0	0	0	59	19.7
Malachi Thomas	3	21	10	0	0	0	31	10.3
Corey Smith	3	0	30	0	0	0	30	10.0
Jesse Watson	3	0	25	0	0	0	25	8.3
Malachi Singleton	2	21	0	0	0	0	21	10.5
Jalil Hall	1	0	7	0	0	0	7	7.0
Jaheim Merriweather	3	4	0	0	0	0	4	1.3
Team	3	-2	0	0	0	0	-2	-0.7
Total	3	359	815	24	125	0	1323	441.0
Opponents	3	375	571	-1	50	103	1098	366.0





2025-26 Purdue Football
Overall Defense Statistics
All games

Page 1/1
as of Sep 14, 2025

Team Defense

##	Player	gp	Tackles				Sacks	Pass defense			Fumbles		blkd	
			ua	a	tot	tfl/yds		int-yds	brup	qbh	fr-yds	ff	kick	saf
5	Charles Correa	3	15	5	20	3.5-11	1.5-7	.	1	1
9	Myles Slusher	3	15	3	18	1-1	.	.	1
21	Tahj Ra-El	3	16	1	17	1-3
16	Mani Powell	3	12	4	16	2-10	1-8	.	1
4	Hudauri Hines	3	10	.	10	1-2	.	.	2
0	Tony Grimes	3	5	2	7
1	Smiley Bradford	3	4	3	7	3-7	.	.	1
24	An'Darius Coffey	3	4	3	7
7	Crew Wakley	2	5	1	6	1-1	.	.	1
12	Ryan Turner	3	3	3	6
97	Jamarrion Harkless	3	1	4	5	1.5-3	1.5-3
13	TJ Lindsey	3	4	1	5	1-3
10	Alex Sanford	3	4	1	5
23	Trey Smith	3	2	3	5	0.5-3	0.5-3
91	CJ Nunnally	3	4	.	4	2-18	2-18	.	.	4
95	Breyton Charles	2	3	1	4	0.5-1	0.5-1
20	Winston Berglund	2	2	1	3
8	C.J. Madden	3	2	1	3	0.5-1	0.5-1
43	Richard Toney Jr.	3	2	1	3
18	Demeco Kennedy	3	3	.	3	1-9	1-9
6	Sanders Ellis	3	1	2	3	0.5-2	0.5-2
15	Ryan Browne	3	1	.	1
58	Breon Ishmail	3	1	.	1
40	Ian Jeffries	3	1	.	1	1
32	D'Mon Marable	3	1	.	1
55	Jamarius Dinkins	2	1	.	1	1-2
28	Chalil Cummings	3	1	.	1
Totals		3	123	40	163	21-77	9-52	0-0	7	6	0-0	0	0	0
Opponents		3	125	66	191	22-87	6-46	4-103	6	5	0-0	3	0	0





**2025-26 Purdue Football
Games Played
All games**

Page 1/2
as of Sep 14, 2025

##	Player	GP-GS	BSU	SIU	USC
0	Tony Grimes	3/3	START	START	START
0	Nitro Tuggle	3/3	START	START	START
1	Smiley Bradford	3/0	XXX	XXX	XXX
1	Evans Chuba	0/0
2	Michael Jackson III	3/3	START	START	START
3	Malachi Singleton	2/0	XXX	...	XXX
3	Sterling Smith	3/0	XXX	XXX	XXX
4	Hudauri Hines	3/2	START	START	XXX
5	Chauncey Magwood	0/0
5	Charles Correa	3/3	START	START	START
6	Arhmad Branch	3/2	START	START	XXX
6	Sanders Ellis	3/0	XXX	XXX	XXX
7	Crew Wakley	2/0	XXX	XXX	...
7	Garyt Odom	0/0
8	C.J. Madden	3/3	START	START	START
8	De'Nylon Morrisette	0/0
9	Myles Slusher	3/3	START	START	START
9	Jalil Hall	1/0	XXX
10	Alex Sanford	3/1	XXX	XXX	START
10	Jesse Watson	3/0	XXX	XXX	XXX
11	Carson Dean	0/0
11	Tra'Mar Harris	0/0
12	Ryan Turner	3/1	XXX	XXX	START
12	Corey Smith	3/0	XXX	XXX	XXX
13	Ej Horton	3/1	XXX	XXX	START
13	TJ Lindsey	3/2	START	START	XXX
15	Ryan Browne	3/3	START	START	START
15	Vi'Naz Cobb	0/0
16	Mani Powell	3/3	START	START	START
17	Traveon Wright	3/0	XXX	XXX	XXX
17	Rico Walker	1/1	START
18	Bennett Meredith	0/0
18	Demeco Kennedy	3/1	XXX	XXX	START
19	David Washington	0/0
19	Landon Brooks	0/0
20	Winston Berglund	2/0	XXX	...	XXX
20	Jaron Thomas	0/0
21	Tahj Ra-El	3/3	START	START	START
22	Antonio Harris	3/0	XXX	XXX	XXX
22	Maxwell Barbee	0/0
23	Trey Smith	3/2	START	START	XXX
23	Jaheim Merriweather	3/0	XXX	XXX	XXX
24	An'Darius Coffey	3/2	START	START	XXX
24	Malachi Thomas	3/0	XXX	XXX	XXX
25	Hershey McLaurin	0/0
26	Zeke Williams	2/0	XXX	XXX	...
26	Jack Weeter	0/0
27	Owen Davis	0/0
28	Addai Lewellen	0/0
28	Chalil Cummings	3/0	XXX	XXX	XXX
29	TD Williams	0/0
30	Parker Meese	0/0
31	Carter Holsworth	0/0
31	Finley Goodman	0/0
32	D'Mon Marable	3/0	XXX	XXX	XXX
33	Quinn Rosenkranz	0/0
35	Spencer Porath	3/0	XXX	XXX	XXX
35	DJ Greene	0/0
36	Kaleb Richmond	0/0
37	Joey Sumlin	0/0





2025-26 Purdue Football
Games Played
All games

Page 2/2
 as of Sep 14, 2025

#	Player	GP-GS	BSU	SIU	USC
38	Jack McCallister	3/0	XXX	XXX	XXX
38	Zyntreacs Otey	0/0
39	Aveyawn Madry	0/0
40	Ian Jeffries	3/0	XXX	XXX	XXX
41	Mason Alnutt	0/0
41	Jon Grimmett	0/0
43	Richard Toney Jr.	3/0	XXX	XXX	XXX
43	Jackson Berryman	0/0
44	Christian Moore	3/2	XXX	START	START
45	Devin Mockabee	3/3	START	START	START
46	Luke Raab	3/0	XXX	XXX	XXX
47	BJ Mayes	0/0
48	Donivan Taylor	0/0
49	Isaiah Needam	2/0	XXX	XXX	...
50	John Randle Jr.	0/0
51	Mason Vicari	3/0	XXX	XXX	XXX
51	Jaxon Ott	3/0	XXX	XXX	XXX
52	Marcus Moore Jr	0/0
52	Rocco Daly	0/0
53	Josh Burney	1/0	XXX
54	Hayden Timosciek	0/0
55	Jamarius Dinkins	2/0	XXX	...	XXX
55	Bradyn Joiner	3/3	START	START	START
57	Tom Ewing	0/0
58	Breon Ishmail	3/0	XXX	XXX	XXX
58	Hank Purvis	3/0	XXX	XXX	XXX
59	Justin Schmidt	0/0
62	Giordano Vaccaro	3/0	XXX	XXX	XXX
63	James Johnsen	0/0
67	Drew Woodruff	0/0
68	Sankeerth Veluri	0/0
70	Max Parrott	2/0	XXX	...	XXX
71	Marques Easley	0/0
72	Jude McCoskey	3/0	XXX	XXX	XXX
74	Jalen St. John	3/3	START	START	START
76	Ethan Trent	3/3	START	START	START
77	Marc Nave Jr.	0/0
78	Bakyne Coly	3/3	START	START	START
79	Joey Tanona	3/3	START	START	START
80	Roman Mercado	0/0
81	George Burhenn	3/0	XXX	XXX	XXX
83	Andrew Adkison	2/0	XXX	XXX	...
84	Nolan Buckman	0/0
85	Luca Puccinelli	2/0	XXX	XXX	...
86	Landon Gilmore	0/0
87	Christian Earls	3/0	XXX	XXX	XXX
89	Miles Mitchell	0/0
89	Luke Klare	0/0
90	Elijah St. John	0/0
91	CJ Nunnally	3/1	XXX	XXX	START
93	Seth Turner	3/0	XXX	XXX	XXX
93	Sam Goellner	0/0
94	Luke Shorter	0/0
95	Breyton Charles	2/0	XXX	XXX	...
95	Sam Dubwig	0/0
96	Jordan Cree	0/0
97	Jamarion Harkless	3/3	START	START	START
98	Drake Carlson	3/0	XXX	XXX	XXX

