

2025-26 FIGHTING IRISH ROSTER



#0 Brady Stevens
So. // G // 6-4
Boston, MA
Wellesley



#2 Logan Imes
Jr. // G // 6-4
Zionsville, IN
Zionsville




#3 Markus Burton
Jr. // G // 6-0
Mishawaka, IN
Penn



#5 Cole Certa
So. // G // 6-5
Le Roy, IL
IMG Academy



#6 Brady Koehler
Fr. // F // 6-10
Fishers, IN
Cathedral High




#7 Ryder Frost
Fr. // F // 6-7
Beverly, MA
Phillips Exeter Academy




#10 Jalen Haralson
Fr. // G // 6-7
Anderson, IN
La Lumiere



#11 Braeden Shrewsberry
Jr. // G // 6-4
Granger, IN
State College Area



#12 Garrett Sundra
So. // F // 6-11
Ashburn, VA
Paul VI Catholic



#13 Sir Mohammed
So. // G // 6-6
Charlotte, NC
Myers Park



#14 Kebba Njie
Sr. // F // 6-10
Centerville, OH
La Lumiere / Penn St




#15 Tommy Ahneman
Fr. // C // 6-10
 Fargo, ND
Cretin-Derham Hall



#22 Luke Devine
Fr. // F // 6-7
Moraga, CA
Campolindo




#33 Carson Towt
Gr. // F // 6-8
Gilbert, AZ
Gilbert High/Northern Arizona



#34 Matthew MacLellan
Gr. // F // 6-9
Canton, MI
Plymouth High/Madonna



Micah Shrewsberry
Glenn & Stacey Murphy Head Coach
3rd Season at ND
5th overall as Head Coach



Kyle Getter
Associate Head Coach
3rd Season at ND



Mike Farrelly
Assistant Coach
3rd Season at ND



Ryan Owen
Assistant Coach
3rd Season at ND



Tre Whitted
Assistant Coach
3rd Season at ND



Grady Eifert
Assistant Coach
3rd Season at ND



Bo Waggoner
Director of Ops
1st Season at ND



Pat Garrity
General Manager
1st Season at ND

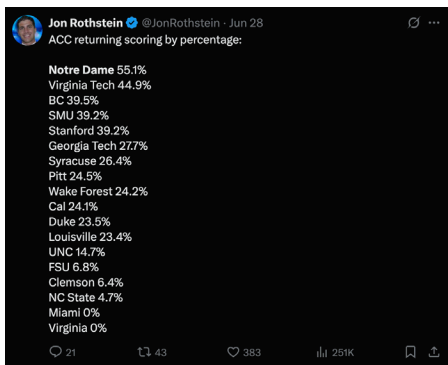


2025-26 Notre Dame Men's Basketball HEADLINES



CORE NUCLEUS INTACT

For Notre Dame and Head Coach Micah Shrewsberry, retention and player development has been key. For the second consecutive year, the Fighting Irish return the highest scoring by percentage of any ACC school. See the chart below via Jon Rothstein:



Leading those returners is one of the best backcourt duos in the ACC - junior guards Markus Burton and Braeden Shrewsberry. Approaching their third year together on the court, the duo combined for a league best 35.3 ppg.

KNOW THE NAME - MARKUS BURTON

If you don't know the name Markus Burton, you should. The 6-0 junior guard, who is playing in front of his home town, recorded a sensational sophomore season and is poised to have an even bigger junior campaign.

Burton averaged 21.3 ppg last year, which ranks third nationally amongst returners.

1. PJ Haggerty, Kansas State - 21.7
2. Jaron Pierre Jr., SMU - 21.6
3. Markus Burton, ND - 21.3
4. Terrence Brown, Utah - 20.6
5. Nick Martinelli, NW - 20.5

The last Irish player to average 20+ points in a season was Luke Harangody (21.8 ppg) in the 2009-10 season.

Burton continued to write his name in different areas of the record book, alongside the all-time Irish greats. Here's one for example - Burton joined David Rivers as the only Irish players to average 20+ points and 3+ assists in a season. He averaged a team best 3.0 apg last season.

He averaged 23.5 ppg in conference play which led all ACC players. His 423 points in ACC play broke the program record he set his freshman season. He now boasts 722 career ACC points which already ranks him fifth all-time at ND.

Furthermore, Burton finished last year as one of the hottest shooters in the country. Over his last four games of the regular season - 31.5 ppg on 46.9 percent shooting, 11-22 (.500) from three & 39-46 (.848) from the line.

CLUTCH GENE

Burton added the clutch gene to his arsenal after recording a career high 43 points in the 4OT win over Cal at the end of the regular season. The Mishawaka native dropped 21 points in the overtime periods in which he was 6-9 from the field and 4-4 from three. Burton's 43 points were

- the most by an Irish player in an ACC game
- most by an ND player of any game since Adrian Dantley recorded 49 against Air Force on Feb. 10, 1975
- most by any ACC player in any game this year

MASTER OF THE MIDRANGE

Burton is most dangerous attacking the basket and utilizing his quickness. He shot 46.9 percent from two-point range overall. More specifically he was 44.6 percent from

the midrange and 46.4 percent from the paint.

Burton's true shooting percentage climbed to 54.8 percent and his turnover rate dropped to 14.7 percent.

And more likely than not, Burton will get fouled attacking the basket and last season he was the team's best free-throw shooter. He converted 84.8 percent from the stripe, which ranked 6th in the ACC. He drew 5.3 fouls per 40 minutes.

If that wasn't enough, Burton improved from beyond the arc from year one to year two. He went from a 30.0 percent shooter from three as a freshman to 37.5 percent as a sophomore. In ACC play, Burton converted 40.2 percent from deep.

BRAEDEN, YEAR '3'

Braeden's sophomore campaign was shortened by seven games with a lower-abdomen injury, but he certainly showed the world that he added to his game. He averaged 14.0 ppg, which was up from his freshman year's 10.2. He also shot 41.3 percent from the floor, which also marked an improvement.

The 6-4 guard connected on 2.8 threes per game on a .369 clip - both ranked third in the ACC. In ACC play, he knocked down 40.0 percent from deep which ranked fifth. Shrewsberry's sweet spot? He converted 45.5 percent from corner threes (15-for-33).

Furthermore, Braeden shot 48.7 percent from two-point range. Specifically, he shot 43.2 percent from the midrange and 44.9 percent from the paint.

Like Burton, Shrewsberry ended on an extreme high note. He totaled 49 points over the last three games before his injury. He netted 16 points at BC, 12 points vs



2025-26 Notre Dame Men's Basketball HEADLINES

Louisville and a team high 21 points vs. SMU. Braeden averaged 16.3 ppg over that three-game span on 16-39 shooting (.410), plus 11-24 from beyond the arc (.458).

BIG PRESENCE INSIDE WITH THE ADDITION OF TOWT

The nation's top rebounder from last year transferred to South Bend and will be paired with a top-5 scorer in the country in Markus Burton. Transferring in from Northern Arizona, Carson Towt led the nation with 12.4 rebounds per game last season. **Notre Dame is the only school in the country to have players on the top-10 returning scorers and rebounders list.**

Towt was a 2025 Second Team All-Big Sky selection and a unanimous Big Sky All-Defensive Team member.

Towt set a Big Sky conference single-season rebounding record, grabbing 423 rebounds across 34 games. The 423 rebounds also led the country.

The 6-8 forward averaged a nation's best 8.9 defensive rebounds per game and 3.5 offensive boards per game - latter ranked 14th nationally.

Towt broke a 63-year record reeling in a career 1,044 rebounds. He also amassed 1,199 career points.

Last season, Towt averaged 13.4 points per game and produced 20 double-doubles which ranked sixth in the nation. He shot .569 overall from the field which ranked second in the Big Sky and 26th nationally

HIGHEST RATED ND RECRUIT CLASS IN MODERN HISTORY TAKES THE FLOOR

When Micah Shrewsberry became the Glenn & Stacey Murphy Notre Dame Men's Basketball Head Coach he told fans to jump on now because the train was taking off. Said recruiting train built massive momentum that materialized in Notre Dame's highest-rated recruiting class in the modern era.

The class was ranked fourth in the nation by 247Sports, fifth by ESPN, fifth by Rivals and sixth by ON3. It's also the top-rated class in the state of Indiana; second overall in the ACC.

The class is comprised of Tommy Ahneman,

Ryder Frost, Brady Koehler and Jalen Haralson - the latter (at the time of his signing) was the highest rated recruit for Notre Dame in the modern era.

Haralson became the 20th McDonald's All-American in program history and the first of the Shrews Era.

Frost was on Paul Biancardi's 2025 top shot-makers list. In 2024, he led the UA summer circuit in three-point percentage, converting 45.2 percent.

Koehler was a 2025 AP Indiana Boys Basketball All-State First Team selection. He attended Coach Shrews' high school and averaged 16.3 points, 6.6 rebounds, 3.0 assists and 2.0 steals.

Ahneman was the top-ranked prospect in the state of Minnesota and led Cretin-Derham to a Class 4A Station runner-up finish as a senior. He averaged 16.3 points and 10.6 rebounds.

A PROGRAM OF PLAYER DEVELOPMENT

In the first note, we mentioned that Coach Shrews maintained his core nucleus, spearheaded by Markus and Braeden. In this section, we look at the other returners.

6-6 guard Sir Mohammed was slowed as a freshman as he worked through a lower-body injury. He ultimately played in 23 games, with eight starts, and shot 51.1 percent from two.

6-11 forward Garrett Sundra shot 53.3 percent from the field and 72.7 percent from two in 21 games. He was 8-of-20 (.400) from three-point range.

6-5 guard Cole Certa recorded a few clutch moments down the stretch of last season. In a 76-72 win over Pitt, Certa recorded all 12 of his points in the 2nd half but it all stemmed from a 125-second period in which he drained 3 triples. Then, down one with 18 seconds left vs. Stanford, Certa drained a corner three right in front his bench for the eventual 56-54 win.

Rounding out the returners are senior forward Kebba Njie and junior guard Logan Imes. Njie is the only player on the current roster to play four years under Coach Shrewsberry (freshman year at Penn State). Last season, Njie shot a career best 55.5

percent from the floor. Imes played in 26 games and shot 46.4 percent from two.

QUICK TO 1,000

54 games. That's all it took for Markus Burton to cross over the 1,000-career point milestone, etching his name alongside the program's all-time greats. He became the seventh fastest Irish player to do so:

- Austin Carr - 35 games
- Adrian Dantley - 44
- Tom Hawkins - 44
- Bob Arnzen - 47
- John Shumate - 47
- Troy Murphy - 48
- **Markus Burton - 54**
- Gary Brokaw - 58

He also became the program's 68th overall player to do so which moved Notre Dame into a tie with Kansas for fourth place for most 1,000 point scorers behind UNC, Duke and Louisville.

MORE ON BURTON

Burton was one just three high-major players to post both a usage rate above 30 percent and an assist rate above 20 percent - joining 2025 lottery picks Cooper Flagg and Jeremiah Fears. Additionally, he generated 34.1 points per 40 minutes, ranking in the 98th percentile nationally, according to CBB Analytics.

According to Bart Torvik's database, since the 2007-08 season, only 10-high major players listed at 6-feet tall or shorter have reached those benchmarks in a single season. Of that group, Burton is one of just four to hit those marks in multiple seasons - joining South Carolina's Devan Downey (2009-10), Louisville's Russ Smith (2012-13) and Marquette's Markus Howard (2019-20).

PAT GARRITY RETURNS TO ALMA MATER IN NEW ROLE

A Notre Dame basketball alumnus has returned home in a new role aimed at revolutionizing the operational aspect of Fighting Irish basketball. Back in May, Pat Garrity was named the Men's & Women's Basketball General Manager, along with serving as the primary sports administrator for the men's program.

Garrity will be tasked with developing long-term roster management strategies for both programs. He'll work to establish a clear vision in recruiting and the transfer portal, while working hand-in-hand with the NIL office on a financial asset allocation



2025-26 Notre Dame Men's Basketball HEADLINES

strategy.

As the sport administrator for the men's program, other key components of Garrity's role include, but aren't limited to, the development of annual strategic goals, team personnel management, budget analysis, revenue generation and fundraising, alumni relations and facility management.

Garrity graduated magna cum laude from Notre Dame in 1998 with a B.S. in Science Pre Professional Studies. On the court, he was just as successful – a three-time All-Big East selection, the 1997 Big East Player of the Year, a 1998 Second Team All-American and a two-time First Team Academic All-American. Garrity finished with 2,085 career points, which still ranks fifth all-time.

He was selected 19th overall in the first round of the 1998 NBA draft by the Milwaukee Bucks and traded immediately to the Phoenix Suns. In the summer of 1999 he was traded to the Orlando Magic, competing for nine seasons before retiring in 2008. During this time, he also served as secretary/treasurer for the National Basketball Players Association for seven seasons.

In August of 2014 Garrity landed the role of Director of Strategic Planning for the Detroit Pistons. In the summer of 2016, Garrity was promoted to Assistant General Manager and held that position for four seasons before leaving the post in 2020.

SHREWS SUMMER RECAP

For the second straight summer, Coach Shrewsberry lent his expertise to USA Basketball. A year prior he won gold with the U18 Team in South America. This summer, he won gold with the U19 squad playing over in Switzerland.

Then in September, Coach Shrews was named to the NABC Board of Directors. Shrewsberry was one of nine head coaches selected by the organization joining Baylor head coach Scott Drew, North Georgia head coach Dan Evans, Yale head coach James Jones, Pomona-Pitzer head coach Charles Katsiaficas, Liberty head coach Ritchie McKay, Kentucky head coach Mark Pope, Duke head coach Jon Scheyer and Illinois head coach Brad Underwood.

A BUSY OCTOBER

It'll be a busy October ahead for the Fighting Irish with two exhibitions lying in wait. Notre Dame will get things started on the road at

Butler on Oct. 17.

There's been 103 games played between the two, with the series starting in 1909. The Irish have been pretty dominant overall in the series, up 72-31. However, it's been 20 years since ND's last trip to Hinkle – Feb. 15, 1995.

Of course, Coach Shrewsberry has a strong connection with Butler, serving as an assistant coach under Brad Stevens during their back-to-back runs to the national championship game in 2010 and 2011. Shrewsberry and Stevens compiled an 87-21 record together with two Horizon League regular-season and two tournament titles.

Next up, Notre Dame will host DePaul on Oct. 24. It's another series with a rich history - 106 total games competed against one another on the hardwood, with the Irish up in the series 62-44. The last time the Blue Demons took the trip down I-90 to South Bend was back on Nov. 24, 2018 – a 95-70 Irish victory.

2025-26 SCHEDULE NOTES

The Blue & Gold will hit the road for the first time of the season when they travel to Columbus to take on Ohio State on Nov. 16. This marks the start of a home-and-home series, with the Buckeyes traveling to South Bend for the 2026-27 season.

Year three of the ACC/SEC Challenge is approaching and for the first time, Notre Dame men's basketball will get to host a challenge game inside Purcell Pavilion. The Fighting Irish will host the Missouri Tigers on Tuesday, Dec. 2. Notre Dame trails in the all-time series to Missouri, 2-7. The two programs have not clashed on the hardwood since Nov. 21, 2011. Mizzou has not visited South Bend since Jan. 12, 1994.

Thanksgiving week marks a return to the Players Era Men's Championship in Las Vegas. The Irish will clash with both Kansas and Rutgers with a third opponent TBD. ND and KU have not squared off since 1988.

The last road non-con will be a trip to TCU on December 5, beginning another home-and-home with the Horned Frogs returning the trip to Purcell for 2026-27. It'll be the program's first trip to Fort Worth with a 5-0 mark in the all-time series.

In terms of the ACC schedule - Notre Dame will kick things off with their first West Coast trip, taking on Stanford then Cal. The Irish

will also make its first ACC trip to SMU on Feb. 10.

The Irish can receive a big home crowd boost with four of its last six inside Purcell Pavilion. Those home games include Georgia Tech, Duke, NC State and Stanford.

NOTRE NOTABLES

- Markus Burton landed on Jon Rothstein's All-ACC Preseason First Team alongside Cam Boozer, Darrion Williams, Ryan Conwell and Seth Trimble.
- USA Today ACC Preseason Poll predicted the Irish to finish in 8th place. They also placed Burton on its Preseason All-ACC First Team.
- The analytics metrics site, Bart Torvik, predicted Markus Burton to finish third in the country in scoring for the 2025-26 season, averaging 20.4 ppg.
- Notre Dame posted a +20 in 876 minutes with Burton on the floor, including an impressive offensive rating of 111.4 points per 100 possessions.
- Notre Dame's 2026 recruiting class currently ranks 11th in the country by 247 Sports.
- Last season, the 14-point comeback at BC was the largest come from behind victory in the Coach Shrews era.
- Last season, Notre Dame earned its first ever win in Charlottesville after a 74-59 victory over Virginia. Coach Shrewsberry has now defeated Virginia twice in three matchups.

THE BEND

The Fighting Irish basketball programs announced a new black and gold jersey, "The Bend." A jersey that pays tribute to the characteristics and history of South Bend.

TYING IN TO OUR TOWN

- The "Bend" script across the chest, which was inspired by the marquee "South Bend" wall on the side of Madison Oyster Bar in the heart of downtown.
- The numbers – a custom font inspired by classic Studebaker cars, which got their start here in South Bend.
- The side of the shorts – the lines running up the side of the uniform pull directly from the South Bend flag, which gives a nod to the St. Joseph River.
- The Irish will first wear The Bend jerseys against Detroit Mercy on Nov. 7.



NOTRE DAME

MEN'S BASKETBALL

2025-26 QUICK FACTS

UNIVERSITY INFORMATION

Location	Notre Dame, Indiana, 46556
University Founded	1842
Enrollment	8,923 (undergraduate), 13,129 total
Nickname	Fighting Irish
Colors	Blue and Gold
University President	Rev. Robert A. Dowd, C.S.C.
Vice President and James E. Rohr Director of Athletics	Pete Bevacqua
NCAA Faculty Representative	Patricia Bellia
Men's Basketball Administrator	Pat Garrity (primary); Pat Rogers (secondary)

ATHLETIC COMMUNICATIONS

Address	113 Joyce Center Notre Dame, IN 46556
Men's Basketball Contact	Josh Bates
E-mail	jbates2@nd.edu
Cell Phone	574-310-9954
Credential Applications	https://fightingirish.com/athletics-communications-media-credential-information/
Website	fightingirish.com
Men's Basketball Twitter	@ndmbb
Men's Basketball Instagram	@ndmbb
Men's Basketball Facebook	Facebook.com/NDBasketball
Athletic Department Twitter	@FightingIrish

TEAM INFORMATION

Glenn and Stacey Murphy Head Men's Basketball Coach	Micah Shrewsberry (Hanover '99)
Career Record	65-69 (.495) (4 seasons)
Notre Dame Record	28-38 (.394) (2 seasons)
Associate Head Coach	Kyle Getter (Hanover '01) 3rd season at ND
Assistant Coach	Mike Farrelly (St. Joseph's '03) 3rd season at ND
Assistant Coach	Ryan Owens (Southern Indiana '00) 3rd season at ND
Director of Operations	Bo Waggoner (Penn State '20) 1st season at ND
Assistant Coach	Tre Whitted (Marshall '07) 3rd season at ND
Assistant Coach	Grady Eifert (Purdue '19) 3rd season at ND
General Manager	Pat Garrity (Notre Dame '98) 1st season at ND
Athletic Trainer	Courtney McNamara Martin 1st season with MBB, 7th overall
Strength and Conditioning	Jon Sanderson 1st season at ND
Conference	Atlantic Coast
Home Arena (Capacity)	Purcell Pavilion at the Joyce Center (9,149)
Starters Returning - 4	Markus Burton, Braeden Shrewsberry, Kebba Njie
Starters Lost - 2	Tae Davis, Matt Allocco
Monogram Winners Returning - 7	Markus Burton, Braeden Shrewsberry, Kebba Njie, Logan Imes, Cole Certa, Sir Mohammed, Garrett Sundra

Monogram Winners Lost - 6	Matt Allocco, Tae Davis, Julian Roper II, J.R. Konieczny, Nikita Konstantynovskyi, Burke Chebuhar
Newcomers - 5 Freshmen	Tommy Ahneman, Jalen Haralson, Brady Koehler, Ryder Frost, Luke Devine
Newcomers - 2 Transfers	Carson Towt - Northern Arizona Matt MacLellan - Madonna (NAIA)
2024-25 Record	15-18
2024-25 ACC Record	8-12
Final Ranking	N/A
ACC Regular Season Finish	12th
ACC Tournament Results	1-1
First Round	W, 55-54, vs. Pitt
Second Round	L, 56-76, vs. UNC
First Season	1897
Full Seasons	122
All-Time Record	1978-1129-2 (.637)
NCAA Appearances/Record	37 / 41-42
First/Last NCAA Appearance	1953 / 2022
NCAA Tournament Results	N/A
ACC Member	2013-14 - present
ACC Regular Season	104-122 (.458)
ACC Tournament	13-10 (.565)
ACC Championships	1 - 2015

RADIO NETWORK INFORMATION

Radio Network	Local - 960 WSBT-AM Full list - fightingirish.com/radio
Contact/Play-by-Play Announcer	Tony Simeone
Cell Phone	206-349-0476



2025-26 Numerical

No.	Name	Yr.	Pos.	Ht.	Hometown (Previous School)
0	Brady Stevens	So.	G	6-4	Boston, MA (Wellesley)
2	Logan Imes	Jr.	G	6-4	Zionsville, IN (Zionsville)
3	Markus Burton	Jr.	G	6-0	Mishawaka, IN (Penn)
5	Cole Certa	So.	G	6-5	Le Roy, IL (IMG Academy)
6	Brady Koehler	Fr.	F	6-10	Fishers, IN (Cathedral High)
7	Ryder Frost	Fr.	F	6-7	Beverly, MA (Phillips Exeter Academy)
10	Jalen Haralson	Fr.	G	6-7	Anderson, IN (La Lumiere)
11	Braeden Shrewsberry	Jr.	G	6-4	Granger, IN (State College Area)
12	Garrett Sundra	So.	F	6-11	Ashburn, VA (Paul VI Catholic)
13	Sir Mohammed	So.	G	6-6	Charlotte, NC (Myers Park)
14	Kebba Njie	Sr.	F	6-10	Centerville, OH (La Lumiere / Penn St)
15	Tommy Ahneman	Fr.	C	6-10	Fargo, ND (Cretin-Derham Hall)
22	Luke Devine	Fr.	F	6-7	Moraga, CA (Campolindo)
33	Carson Towt	Gr.	F	6-8	Gilbert, AZ (Northern Arizona)
34	Matthew MacLellan	Gr.	F	6-9	Canton, MI (Madonna)

2025-26 Alphabetical

No.	Name	Pos.	Ht.	Yr.	Hometown (Previous School)
15	Tommy Ahneman	Fr.	C	6-10	Fargo, ND (Cretin-Derham Hall)
3	Markus Burton	Jr.	G	6-0	Mishawaka, IN (Penn)
5	Cole Certa	So.	G	6-5	Le Roy, IL (IMG Academy)
22	Luke Devine	Fr.	F	6-7	Moraga, CA (Campolindo)
7	Ryder Frost	Fr.	F	6-7	Beverly, MA (Phillips Exeter Academy)
10	Jalen Haralson	Fr.	G	6-7	Anderson, IN (La Lumiere)
2	Logan Imes	Jr.	G	6-4	Zionsville, IN (Zionsville)
6	Brady Koehler	Fr.	F	6-10	Fishers, IN (Cathedral High)
34	Matthew MacLellan	Gr.	F	6-9	Canton, MI (Madonna)
4	Sir Mohammed	So.	G	6-6	Charlotte, NC (Myers Park)
14	Kebba Njie	Sr.	F	6-10	Centerville, OH (La Lumiere / Penn St)
11	Braeden Shrewsberry	Jr.	G	6-4	Granger, IN (State College Area)
0	Brady Stevens	So.	G	6-4	Boston, MA (Wellesley)
12	Garrett Sundra	So.	F	6-11	Ashburn, VA (Paul VI Catholic)
33	Carson Towt	Gr.	F	6-8	Gilbert, AZ (Northern Arizona)

PRONUNCIATIONS

Kebba Njie	jai (think hi but with a J instead of H)
Brady Koehler	Kale-er
Logan Imes	I'ms (think dimes without the D)
Mike Farrelly	fair-uh-lee
Tommy Ahneman	On-uh-men



2024-25 Notre Dame Men's Basketball Combined Team Statistics All games

Page 1/1
as of Mar 12, 2025

Game Records

Record	Overall	Home	Away	Neutral
ALL GAMES	15-18	11-5	3-9	1-4
CONFERENCE	8-12	6-4	2-8	0-0
NON-CONFERENCE	7-6	5-1	1-1	1-4

Score by Periods

Team	1st	2nd	OT	TOT
Notre Dame	1115	1206	76	2397
Opponents	1107	1213	72	2392

Team Box Score

No.	Player				Total		3-Point			F-Throw		Rebounds											
		GP-GS	MIN	AVG	FG-FGA	FG%	3FG-3FGA	3FG%	FT-FTA	FT%	OFF	DEF	TOT	AVG	PF	DQ	A	TO	BLK	STL	PTS	AVG	
3	BURTON, Markus	26-25	875:38	33.7	194-439	.442	48-128	.375	117-138	.848	7	87	94	3.6	62	1	79	70	2	44	553	21.3	
7	DAVIS, Tae	33-33	1017:11	30.8	169-355	.476	16-53	.302	144-199	.724	62	113	175	5.3	79	2	59	69	2	20	498	15.1	
11	SHREWSBERRY, Braeden	26-26	900:20	34.6	129-312	.413	72-195	.369	34-41	.829	10	69	79	3.0	32	1	42	31	4	15	364	14.0	
41	ALLOCCO, Matt	26-24	870:23	33.5	83-180	.461	46-99	.465	34-46	.739	8	106	114	4.4	47	0	70	20	4	14	246	9.5	
14	NJIE, Kebba	31-30	729:02	23.5	71-128	.555	7-19	.368	40-57	.702	67	115	182	5.9	71	0	14	41	18	13	189	6.1	
20	KONIECZNY, J.R.	32-4	517:43	16.2	52-131	.397	17-59	.288	17-22	.773	19	69	88	2.8	31	0	27	20	9	11	138	4.3	
4	MOHAMMED, Sir	23-8	304:13	13.2	29-76	.382	5-29	.172	8-20	.400	20	23	43	1.9	25	0	23	24	3	13	71	3.1	
25	KONSTANTYNOVSKYI, Nikita	29-5	336:07	11.6	39-54	.722	0-1	.000	7-17	.412	32	83	115	4.0	45	0	6	15	3	5	85	2.9	
21	CHEBUHAR, Burke	13-0	83:21	6.4	13-21	.619	10-17	.588	2-3	.667	3	14	17	1.3	9	0	5	5	0	2	38	2.9	
5	CERTA, Cole	18-0	144:44	8.0	12-40	.300	10-36	.278	11-12	.917	1	3	4	0.2	12	0	5	6	1	0	45	2.5	
12	SUNDRA, Garrett	21-0	195:12	9.3	16-31	.516	8-20	.400	9-11	.818	11	21	32	1.5	19	0	7	8	3	4	49	2.3	
1	ROPER II, Julian	33-8	546:17	16.6	27-74	.365	8-33	.242	10-18	.556	25	50	75	2.3	67	1	23	14	6	37	72	2.2	
2	IMES, Logan	26-2	240:24	9.2	17-45	.378	4-17	.235	11-16	.688	5	20	25	1.0	17	1	16	17	3	5	49	1.9	
10	KELLY, JT	3-0	04:53	1.6	0-2	.000	0-2	.000	0-0	.000	0	0	0	0.0	0	0	0	0	0	1	0	0.0	
15	HATTAN, Thomas	2-0	04:46	2.4	0-1	.000	0-0	.000	0-0	.000	0	0	0	0.0	1	0	0	0	0	0	0	0.0	
22	CROWE, Thomas	2-0	04:46	2.4	0-0	.000	0-0	.000	0-0	.000	0	0	0	0.0	1	0	0	0	0	0	0	0.0	
Team											59	56	115					26					
Total		33	6775		851-1889	.451	251-708	.355	444-600	.740	329	829	1158	35.1	518	6	376	366	58	184	2397	72.6	
Opponents		33	6775		856-1907	.449	248-772	.321	432-573	.754	292	781	1073	32.5	552	10	469	331	107	198	2392	72.5	

Team Statistics

	ND	OPP
Scoring	2397	2392
Points per game	72.6	72.5
Scoring margin	+0.2	-
Field goals-att	851-1889	856-1907
Field goal pct	.451	.449
3 point fg-att	251-708	248-772
3-point FG pct	.355	.321
3-pt FG made per game	7.6	7.5
Free throws-att	444-600	432-573
Free throw pct	.740	.754
F-Throws made per game	13.5	13.1
Rebounds	1158	1073
Rebounds per game	35.1	32.5
Rebounding margin	+2.6	-
Assists	376	469
Assists per game	11.4	14.2
Turnovers	366	331
Turnovers per game	11.1	10.0
Turnover margin	-1.1	-
Assist/turnover ratio	1.0	1.4
Steals	184	198
Steals per game	5.6	6.0
Blocks	58	107
Blocks per game	1.8	3.2
Winning streak	0	-
Home win streak	3	-
Attendance	84190	110573
Home games-Avg/Game	16-5262	12-9214
Neutral site-Avg/Game	-	5-5717

Team Results

Date	Opponent		Score	Att.
11/06/2024	Stonehill	W	89-60	5121
11/11/2024	Buffalo	W	86-77	4132
11/16/2024	at Georgetown	W	84-63	8819
11/19/2024	North Dakota	W	75-58	3912
11/22/2024	Elon	L	77-84	4475
11/26/2024	vs Rutgers	Lot	84-85	7602
11/27/2024	vs Houston	L	54-65	6143
11/30/2024	vs Creighton	L	76-80	5116
12/03/2024	at Georgia	L	48-69	8045
12/07/2024	Syracuse	W	69-64	6280
12/11/2024	Dartmouth	W	77-65	3827
12/22/2024	Le Moyne	W	91-62	5396
12/31/2024	at Georgia Tech	L	75-86	4914
01/04/2025	North Carolina	L	73-74	9149
01/08/2025	at NC State	L	65-66	13515
01/11/2025	at Duke	L	78-86	9314
01/13/2025	Boston College	W	78-60	4693
01/18/2025	at Syracuse	L	69-77	20842
01/25/2025	at Virginia	W	74-59	14637
01/28/2025	Georgia Tech	W	71-68	4262
02/01/2025	at Miami (FL)	L	57-63	3649
02/04/2025	at Florida St.	L	60-67	5101
02/08/2025	Virginia Tech	L	63-65	6959
02/12/2025	at Boston College	Wot2	97-94	2678
02/16/2025	Louisville	L	60-75	5437
02/19/2025	SMU	L	73-97	4332
02/22/2025	Pittsburgh	W	76-72	6489
02/26/2025	at Clemson	L	68-83	8761
03/01/2025	at Wake Forest	L	71-74	10298
03/05/2025	Stanford	W	56-54	4043
03/08/2025	California	Wot4	112-110	5683
03/11/2025	vs Pittsburgh	W	55-54	1
03/12/2025	vs North Carolina	L	56-76	9722



2024-25 Notre Dame Men's Basketball Combined Team Statistics In Conference games

Page 1/1
as of Mar 11, 2025

Game Records

Record	Overall	Home	Away	Neutral
ALL GAMES	8-12	6-4	2-8	0-0
CONFERENCE	8-12	6-4	2-8	0-0
NON-CONFERENCE	0-0	0-0	0-0	0-0

Score by Periods

Team	1st	2nd	OT	TOT
Notre Dame	643	741	61	1445
Opponents	667	771	56	1494

Team Box Score

No.	Player				Total		3-Point		F-Throw		Rebounds											
		GP-GS	MIN	AVG	FG-FGA	FG%	3FG-3FGA	3FG%	FT-FTA	FT%	OFF	DEF	TOT	AVG	PF	DQ	A	TO	BLK	STL	PTS	AVG
3	BURTON, Markus	18-17	638:51	35.5	145-326	.445	39-97	.402	94-110	.855	6	52	58	3.2	44	1	49	57	2	29	423	23.5
7	DAVIS, Tae	20-20	641:46	32.1	105-220	.477	12-34	.353	82-118	.695	38	64	102	5.1	43	1	40	41	1	10	304	15.2
11	SHREWSBERRY, Braeden	15-15	522:00	34.8	65-164	.396	44-110	.400	17-22	.773	8	43	51	3.4	23	1	22	16	2	8	191	12.7
41	ALLOCCO, Matt	13-11	428:32	33.0	39-87	.448	19-45	.422	18-28	.643	5	55	60	4.6	27	0	28	13	3	12	115	8.8
14	NJIE, Kebba	20-19	488:42	24.4	41-77	.532	4-12	.333	30-44	.682	45	75	120	6.0	54	0	10	27	10	11	116	5.8
20	KONIECZNY, J.R.	19-4	330:21	17.4	30-77	.390	11-36	.306	13-15	.867	11	39	50	2.6	20	0	17	10	6	8	84	4.4
5	CERTA, Cole	10-0	101:51	10.2	9-28	.321	8-26	.308	11-12	.917	1	1	2	0.2	10	0	4	3	1	0	37	3.7
4	MOHAMMED, Sir	19-8	253:39	13.4	24-57	.421	5-22	.227	7-17	.412	16	16	32	1.7	21	0	17	19	2	11	60	3.2
12	SUNDRA, Garrett	13-0	130:39	10.0	9-16	.563	4-9	.444	9-11	.818	6	9	15	1.2	13	0	5	4	1	4	31	2.4
25	KONSTANTYNOVSKYI, Nikita	16-3	187:23	11.7	16-20	.800	0-0	.000	2-7	.286	10	49	59	3.7	27	0	3	11	1	2	34	2.1
1	ROPER II, Julian	20-3	320:13	16.0	14-37	.378	5-18	.278	3-6	.500	17	30	47	2.4	45	0	13	6	3	18	36	1.8
2	IMES, Logan	14-0	90:45	6.5	5-17	.294	1-6	.167	3-4	.750	1	6	7	0.5	3	0	5	9	0	2	14	1.0
21	CHEBUHAR, Burke	4-0	15:18	3.8	0-2	.000	0-2	.000	0-0	.000	0	1	1	0.3	2	0	1	1	0	0	0	0.0
Team											41	30	71					13				
Total		20	4150		502-1128	.445	152-417	.365	289-394	.734	205	470	675	33.8	332	3	214	230	32	115	1445	72.3
Opponents		20	4150		529-1118	.473	141-427	.330	295-388	.760	164	470	634	31.7	347	7	278	206	67	123	1494	74.7

Team Statistics

	ND	OPP
Scoring	1445	1494
Points per game	72.3	74.7
Scoring margin	-2.5	-
Field goals-att	502-1128	529-1118
Field goal pct	.445	.473
3 point fg-att	152-417	141-427
3-point FG pct	.365	.330
3-pt FG made per game	7.6	7.1
Free throws-att	289-394	295-388
Free throw pct	.734	.760
F-Throws made per game	14.5	14.8
Rebounds	675	634
Rebounds per game	33.8	31.7
Rebounding margin	+2.1	-
Assists	214	278
Assists per game	10.7	13.9
Turnovers	230	206
Turnovers per game	11.5	10.3
Turnover margin	-1.2	-
Assist/turnover ratio	0.9	1.3
Steals	115	123
Steals per game	5.8	6.2
Blocks	32	67
Blocks per game	1.6	3.4
Winning streak	2	-
Home win streak	3	-
Attendance	57327	93709
Home games-Avg/Game	10-5733	10-9371
Neutral site-Avg/Game	-	0-0

Team Results

Date	Opponent		Score	Att.
12/07/2024	Syracuse	W	69-64	6280
12/31/2024	at Georgia Tech	L	75-86	4914
01/04/2025	North Carolina	L	73-74	9149
01/08/2025	at NC State	L	65-66	13515
01/11/2025	at Duke	L	78-86	9314
01/13/2025	Boston College	W	78-60	4693
01/18/2025	at Syracuse	L	69-77	20842
01/25/2025	at Virginia	W	74-59	14637
01/28/2025	Georgia Tech	W	71-68	4262
02/01/2025	at Miami (FL)	L	57-63	3649
02/04/2025	at Florida St.	L	60-67	5101
02/08/2025	Virginia Tech	L	63-65	6959
02/12/2025	at Boston College	Wot2	97-94	2678
02/16/2025	Louisville	L	60-75	5437
02/19/2025	SMU	L	73-97	4332
02/22/2025	Pittsburgh	W	76-72	6489
02/26/2025	at Clemson	L	68-83	8761
03/01/2025	at Wake Forest	L	71-74	10298
03/05/2025	Stanford	W	56-54	4043
03/08/2025	California	Wot4	112-110	5683