

# NOTRE DAME FOOTBALL

## #13/15 NOTRE DAME FIGHTING IRISH 4-2



RECORD ..... 4-2  
RANKING (AP/COACHES) ..... 16/16  
LAST GAME ..... W, 36-7 vs. NC State  
HEAD COACH ..... Marcus Freeman  
RECORD AT NOTRE DAME (4th Year) ..... 37-12  
CAREER RECORD (4th Year) ..... Same

## #20/21 SOUTHERN CALIFORNIA TROJANS 5-1



RECORD ..... 5-1  
RANKING (AP/COACHES) ..... 20/21  
LAST GAME ..... W, 31-13 vs. Michigan  
HEAD COACH ..... Lincoln Riley  
RECORD AT USC (4th Year) ..... 31-15  
CAREER RECORD (9th Year) ..... 86-25

## 2025 NOTRE DAME SCHEDULE



**at No. 10/10 MIAMI** L, 24-27  
Sunday, Aug. 31, 2025  
Hard Rock Stadium | Miami, Fla.



**No. 16/17 TEXAS A&M** L, 40-41  
Saturday, Sept. 13, 2025  
Notre Dame Stadium



**PURDUE** W, 56-30  
Saturday, Sept. 20, 2025  
Notre Dame Stadium



**at ARKANSAS** W, 56-13  
Saturday, Sept. 27, 2025  
Razorback Stadium | Fayetteville, Ark.



**BOISE STATE** W, 28-7  
Saturday, Oct. 4, 2025  
Notre Dame Stadium



**NC STATE** W, 36-7  
Saturday, Oct. 11, 2025  
Notre Dame Stadium



**No. 20/21 SOUTHERN CALIFORNIA** 7:30 PM  
Saturday, Oct. 18, 2025  
Notre Dame Stadium  
NBC



**at BOSTON COLLEGE** TBA  
Saturday, Nov. 1, 2025  
Alumni Stadium | Chestnut Hill, Mass.



**NAVY (RV/RV)** 7:30 PM  
Saturday, Nov. 8, 2025  
Notre Dame Stadium  
NBC



**at PITTSBURGH (NR/RV)** TBA  
Saturday, Nov. 15, 2025  
Acrisure Stadium | Pittsburgh, Pa.



**SYRACUSE** 3:30 PM  
Saturday, Nov. 22, 2025  
Notre Dame Stadium  
NBC



**at STANFORD** TBA  
Saturday, Nov. 29, 2025  
Stanford Stadium | Stanford, Calif.

ALL TIMES LISTED IN EASTERN TIME

rankings for previous games listed for ranking at time of game

## GAME 7

**SATURDAY, OCTOBER 18, 2025**  
Notre Dame Stadium  
7:30 PM ET | South Bend, Ind.

## TELEVISION



**Play-by-Play:** Noah Eagle  
**Analyst:** Todd Blackledge  
**Reporter:** Kathryn Tappen

## RADIO

**Notre Dame Radio Network:** Tony Simeone (Play-by-Play), Mike Golic Sr. '85 (Analyst)  
**SiriusXM:** SiriusXM 129

## GAME DAY AT A GLANCE

- Saturday evening will mark the 96th meeting between Notre Dame and USC. The series stands with a 52-38-5 Notre Dame advantage all-time.
- The Irish are 29-14-1 all-time at home against the Trojans.
- This weekend marks the first time in the Marcus Freeman era that the Irish have had three home games in consecutive weeks without a bye. The last such instance of three consecutive weekends with home games came in 2021 against USC (Oct. 23), North Carolina (Oct. 30) and Navy (Nov. 6).
- It is the fourth meeting between Marcus Freeman and Lincoln Riley as head coaches. The Irish are 2-1 against the Trojans under Freeman.
- The Irish took a 49-35 win against the Trojans at the LA Memorial Coliseum last season.
- The Notre Dame-USC matchup is the second-most played series in program history (96), trailing only Navy (97).
- Notre Dame is 318-170-22 against Big Ten teams and has gone 165-64-7 in home games against Big Ten opponents.
- The teams play for the Jeweled Shillelagh Trophy, a tradition which began in 1952. The Irish hold a 38-31-2 lead in the trophy series against the Trojans.
- The Jeweled Shillelagh Trophy is presented by the Notre Dame Club of Los Angeles. Notre Dame victories are marked by green-jeweled shamrocks while USC victories are marked by ruby-jeweled Trojan heads.
- Notre Dame has also played for two other Shillelagh trophies in their history, one with Northwestern and one with Purdue, the latter of which is still in use today.
- Notre Dame is 24-11-1 against USC in games at Notre Dame Stadium since the inception of the Jeweled Shillelagh Trophy.

## NOTRE DAME STADIUM

- Notre Dame Stadium has been the home of Irish football since 1930.
- The Irish are in their 97th season at Notre Dame Stadium in 2025.
- Notre Dame holds a 531-133-13 record at home all time.
- Seating capacity is listed as 77,622 while the playing surface is artificial field turf.
- The first four home games of the 2025 season were sold out, which were the 19th, 20th, 21st and 22nd sell-outs of the Marcus Freeman era.

## WHAT'S INSIDE

Media Information/Availability Update .....	2
By the Numbers .....	3
Assistant Coach Gameday Locations .....	3
University Information .....	3
Depth Chart/Two-Deep Tidbits .....	4-6
Roster/Pronunciations .....	7-8
Coaching Information .....	9-12
Historical Numbers .....	13

Player/Team Notes .....	14-24
Matchup Notes .....	25-26
Attendance Notes .....	27
Season Notes .....	28-30
National Awards .....	31
National Polls .....	32
Irish in the NFL .....	33
Starter History .....	34-35

20+ Yard Plays .....	36
Conversions and Scoring Drives .....	37-40
The Last Time .....	41-46
Game-by-Game Overview .....	47-52
2024 In Review .....	53
2025 Season Stats .....	54-64
Player Career Stats .....	65-94

## WEEKLY MEDIA SCHEDULE AND PROCEDURES

SUNDAY	MONDAY	TUESDAY	WEDNESDAY	THURSDAY	FRIDAY	SATURDAY
No media availability  <b>by Noon ET</b> Interview requests for student-athletes or for any other feature ideas due	<b>Noon ET</b> Media Lunch  <b>12:30 p.m. ET</b> Dick Corbett Head Football Coach Marcus Freeman Weekly Press Conference	<b>~5:45 p.m. ET</b> (timing subject to change) Select student-athletes available for interviews post-practice	No media availability	<b>Noon ET</b> Dick Corbett Head Football Coach Marcus Freeman late week Zoom availability	No media availability	<b>7:30 p.m. ET</b> Notre Dame vs. USC, postgame media availability

### MARCUS FREEMAN AVAILABILITY

- Dick Corbett Head Football Coach Marcus Freeman conducts a weekly press conference each Monday of a game week in person in the Notre Dame Stadium Media Room.
- The half hour weekly conference previews the upcoming game and is available to watch live on YouTube (search Notre Dame athletics). Coach Freeman also holds a brief Zoom on Thursdays of game weeks.
- To obtain the link for Thursday's Zoom, media members should contact Sarah Miesle (smiesle@nd.edu).
- For any other Coach Freeman interview requests, media members should contact Katy Lonerger (klonerger2@nd.edu).

### STUDENT-ATHLETE INTERVIEWS

- Media members are not permitted to directly contact student-athletes, coaches or support staff to arrange interviews.
- This policy becomes active when any new student-athlete to the roster arrives on campus (for example, in January as an early-enrollees or in June as summer workouts begin). This policy then continues from that point throughout the entirety of their Notre Dame career.
- In-season interviews with selected Notre Dame student-athletes will occur on a weekly basis Tuesday during each game week in person at the Irish Athletics Center.

- Interview requests for student-athletes on a weekly basis or for any other feature ideas (including print media, podcasts and video interviews) must be submitted to Katy Lonerger (klonerger2@nd.edu). The in-season deadline for weekly Tuesday interviews after practice is 12 p.m. ET the Sunday before the proposed interview.
- A player availability schedule will be distributed before each interview session during the season.

### GAME NOTES/DISTRIBUTION LIST

- All media members will be provided with access to game notes on Monday of game week at FightingIrish.com/ndfbmedia and they also will be distributed via our email distribution list.
- Contact Claire Cunningham (ckramer@nd.edu) if you need to be added to the distribution list.

### FIGHTINGIRISH.COM/PRESSBOX

- All Notre Dame football information is available at FightingIrish.com/pressbox, which provides access to game notes, student-athlete and coaching staff headshots, updated season statistics, interview session video archives and more.

### MEDIA GUIDELINES

- A document with media guidelines for Notre Dame home football games is emailed to each accredited member of the media before each game. Credentialed media are

responsible for reading the guidelines and adhering to the policies.

- To request a copy of Notre Dame football's full media guidelines, email Claire Cunningham at ckramer@nd.edu, or visit fightingirish.com/pressbox.

### AVAILABILITY UPDATES

- Notre Dame Football will provide an availability reporting structure in an effort to streamline communication surrounding student-athlete availability.
- In each week's Monday game notes, the program will share a list of all student-athletes who have availability affected for the week. They will be classified as out for the season, out for that week's game, or questionable for that week's game, as well as the general ailment. That listing will be included with the depth chart.
- An updated availability report will be released on Thursday prior to Coach Freeman's late week Zoom call.
- Before each game, Notre Dame will continue to release an availability update roughly 60 minutes prior to kickoff that will confirm or update the availability of any student-athlete listed on that week's depth chart.
- As the information will be readily available, Notre Dame coaches and student-athletes will not comment on or provide additional information on availability in press conferences or interviews throughout the week.

## NOTRE DAME FOOTBALL ATHLETIC COMMUNICATIONS



**KATY LONERGER**

Associate Athletics Director, Strategic and Football Communications, Advisor to the Head Football Coach

klonerger2@nd.edu | 785-764-9941  
Game Day Location - Field

Main contact for Coach Freeman and student-athlete interviews



**CLAIRE CUNNINGHAM**

Director of Football Communications

ckramer@nd.edu | 913-952-6454  
Game Day Location - Press Box, middle, third level

Main contact for assistant coaches, day-to-day media operations, award nominations



**SARAH MIESLE**

Associate Athletics Communications Director

smiesle@nd.edu | 260-602-2466  
Game Day Location - Field

Main contact for team statistics, photo requests, game notes, weekly and postgame press conference coordinator



**ALAN WASIELEWSKI**

Associate Athletics Director, Team Communications

awasiele@nd.edu | 574-532-4167  
Game Day Location - Press Box, middle, third level

Main contact for credentials/parking, media guide, football historian

INSIDE THE IRISH - BY THE NUMBERS

0	The Irish had zero punts in back-to-back games against Purdue and Arkansas for the first time since at least 1973.
1	With his performance at Miami, freshman quarterback <b>CJ Carr</b> became the first Irish QB to have at least one passing TD and one rushing TD in his first start since Brandon Wimbush in 2017.
1	<b>CJ Carr</b> leads all freshmen in passing yards (1,622) and is tied for the lead among all freshmen QBs in touchdowns (13). He also ranks second in the nation in passing yards per completion (15.45), third in yards per pass attempt (10.27), seventh in passing efficiency (176.0), 18th in passing touchdowns (13), 18th in passing yards per game (270.3) and 20th in passing yards.
2	<b>Leonard Moore</b> notched two interceptions in the win over Boise State, becoming the first Irish player with multiple interceptions in the same game since 2023.
3	<b>Jadarian Price</b> became the third running back in program history to register multiple rushing TDs and a kick return TD in the same game, joining John Petibon (vs. Detroit Mercy, 1951) and Willie Maher (vs. Kalamazoo, 1923) in the win over Purdue.
3	<b>Donovan Hinish</b> was named as a captain for the 2025 season to join his brother Kurt (2021) as a captain. The Hinish brothers are the third pairing of brothers to earn the captain title in the history of Notre Dame football, joining Bob Golic (1978) and Mike Golic (1984) and Zack Martin (2012 & 2013) and Nick Martin (2014 & 2015).
4	<b>Jeremiyah Love</b> posted four touchdowns at Arkansas - two rushing and two receiving - to post the most touchdowns by an FBS player of the weekend. He is the first player in Notre Dame history to score four in a single half since 1996.
4	<b>Jadarian Price</b> was responsible for four touchdowns against Purdue - three rushing and one on a kick return - which had marked the most touchdowns for an Irish player since Audric Estimé rushed for four TDs at Stanford in 2023.
4	The 2025 Notre Dame offense has four players who have amassed over 1,500 career all-purpose yards - <b>Jeremiyah Love</b> (2,556 yards), <b>Malachi Fields</b> (2,182), <b>Jadarian Price</b> (2,212) and <b>Will Pauling</b> (1,622).
11	<b>Jeremiyah Love</b> and <b>Jadarian Price</b> each scored a rushing touchdown in the victory over Boise State, marking the 11th time the pair have both rushed for a touchdown in the same game.
23	With his start against Boise State at running back, <b>Jeremiyah Love</b> registered his 23rd-consecutive start, which puts him for fourth all-time in program history at the running back position.
32	<b>Jeremiyah Love</b> tallied his 32nd career touchdown in the win over Boise State and is tied for eighth all-time in program history for career touchdowns.
33	Senior wide receiver <b>Malachi Fields</b> has had at least one reception in 33 consecutive games, dating back to his time at Virginia. It is tied for the sixth-longest streak in FBS.
56	The 56 points scored by the Irish at Arkansas were the most against a first-time opponent on the road since a 55-2 win at Rice in 1915.
100	Junior running back <b>Jadarian Price</b> returned a kickoff 100 yards for a touchdown against Purdue, tying three others the longest kickoff return in program history.
1000	<b>CJ Carr</b> eclipsed 1,000 passing yards with his 354-yard performance in the win at Arkansas, needing just four games to reach the milestone.
2000	<b>Jeremiyah Love</b> became the second-fastest Notre Dame running back in the modern era and fourth-fastest in program history to reach 2,000 career rushing yards, needing just 329 carries.

ASSISTANT COACH GAMEDAY LOCATIONS		
Coach	Role	Location
Chris Ash	Defensive Coordinator	Field
Mike Denbrock	Off. Coord./Tight Ends	Field
Marty Biagi	ST Coord./ Asst. DBs	Field
Mike Brown	Wide Receivers	Field
Max Bullough	Linebackers	Field
Gino Guidugli	QBs/Pass Game Coord.	Press Box
Mike Mickens	DBs/Def. Pass Game Coord.	Field
Joe Rudolph	Offensive Line	Field
Ja’Juan Seider	RBs/Assoc. Head Coach	Field
Al Washington	D-Line/Def. Run Game Coord.	Field

UNIVERSITY INFORMATION

Location .....	Notre Dame, Indiana
Founded .....	1842
Nickname.....	Fighting Irish
Colors.....	Blue and Gold
Enrollment .....	8,968 (undergraduates), 13,174 (total)
Stadium .....	Notre Dame Stadium (FieldTurf/77,622)
President.....	Rev. Robert Dowd, C.S.C.
Provost .....	John T. McGreevy
NCAA Faculty Representative.....	Patricia Bellia
University VP/James E. Rohr Director of Athletics.....	Pete Bevacqua

FOOTBALL INFORMATION

Offensive Formation .....	Multiple
Defensive Formation .....	Multiple
2024 Overall Record.....	14-2
	CFP Championship Game
	Orange Bowl Champion
	Sugar Bowl Champion
	College Football Playoff First-Round Host, Game Winner
Final Ranking.....	#2 AP   #2 Coaches   #2 CFP
Offensive/Defensive Starters From 2024 Returning/Lost.....	11/11
Offensive Starters From 2024 Returning/Lost.....	6/5
Defensive Starters From 2024 Returning/Lost.....	5/6
Special Teams Starters From 2024 Returning/Lost .....	2/2
Monogram Winners From 2024 Returning/Lost.....	33/30
All-Time Record .....	987-342-42*
All-Time Record At Home .....	531-133-13*
All-Time Record On The Road .....	325-165-23
All-Time Record In Neutral Venues.....	130-45-6
First Year of Football .....	1887
Years Of Football.....	2025 is the 137th year of Notre Dame Football



## DEPTH CHART - GAME 7

NOTRE DAME OFFENSE					
Pos.	No.	Name	Ht.	Wt.	Class
WR	0	Malachi Fields	6-4	222	Sr.
	5	Cam Williams	6-2	200	Fr.
WR	1	Jaden Greathouse	6-1	215	Jr.
or	2	Will Pauling	5-10	190	Sr.
	19	Logan Saldate	6-0	189	Fr.
LT	54	Anthonie Knapp	6-4	300	So.
	71	Styles Prescod	6-6	292	Fr.
LG	74	Billy Schrauth	6-4	310	Jr.
	55	Chris Terek	6-6	322	So.
C	64	Joe Otting	6-4	308	So.
	57	Cam Herron	6-2	285	Fr.
	55	Chris Terek	6-6	322	So.
RG	76	Guerby Lambert	6-7	335	Fr.
or	75	Sullivan Absher	6-8	327	So.
RT	59	Aamil Wagner	6-6	300	Jr.
	76	Guerby Lambert	6-7	335	Fr.
TE	9	Eli Raridon	6-7	252	Sr.
	7	Ty Washington	6-5	248	Jr.
or	85	Jack Larsen	6-3	250	Fr.
WR	6	Jordan Faison	5-10	185	Jr.
	11	KK Smith	6-0	176	So.
	17	Elijah Burress	6-0	185	Fr.
QB	13	CJ Carr	6-3	210	Fr.
	8	Kenny Minchey	6-2	208	So.
	10	Tyler Buchner	6-1	206	Sr.
RB	4	Jeremiyah Love	6-0	214	Jr.
	24	Jadarian Price	5-11	210	Jr.
	22	Aneyas Williams	5-10	205	So.
	23	Nolan James Jr.	5-10	215	Fr.

NOTRE DAME SPECIAL TEAMS					
Pos.	No.	Name	Ht.	Wt.	Class
KO	18	Erik Schmidt	6-2	210	Fr.
PK	98	Noah Burnette	5-10	185	*Sr.
P	16	James Rendell	6-6	225	Sr.
	18	Erik Schmidt	6-2	210	Fr.
LS	96	Joseph Vinci	6-4	232	Fr.
	49	Andrew Kros	6-4	225	Jr.
HLD	10	Tyler Buchner	6-1	206	Sr.
	16	Anthony Rezac	6-3	201	So.
PR	6	Jordan Faison	5-10	185	Jr.
or	2	Will Pauling	5-10	190	Sr.
KR	4	Jeremiyah Love	6-0	214	Jr.
or	24	Jadarian Price	5-11	210	Jr.

NOTRE DAME DEFENSE					
Pos.	No.	Name	Ht.	Wt.	Class
VYP	5	Boubacar Traore	6-4	250	So.
	44	Junior Tuihalamaka	6-2	255	Sr.
or	12	Jordan Botelho	6-3	260	Sr.
DT	47	Jason Onye	6-5	302	Sr.
	97	Gabriel Rubio	6-5	321	Sr.
	42	Cole Mullins	6-5	275	Fr.
DT	41	Donovan Hinish	6-2	277	Jr.
	93	Jared Dawson	6-1	288	Sr.
	56	Elijah Hughes	6-3	300	Jr.
DE	95	Bryce Young	6-7	271	So.
	40	Joshua Burnham	6-4	260	Jr.
	10	Loghan Thomas	6-4	220	So.
WILL	3	Jaylen Sneed	6-2	230	Jr.
	4	Jaiden Ausberry	6-2	228	So.
	19	Madden Faraimo	6-2	235	Fr.
MIKE	34	Drayk Bowen	6-2	235	Jr.
	27	Kyngstonn Viliamu-Asa	6-3	230	So.
	19	Madden Faraimo	6-2	235	Fr.
NICKEL	0	DeVonta Smith	5-11	195	Sr.
	14	Dallas Golden	6-0	187	Fr.
	21	Karson Hobbs	6-1	189	So.
CB	15	Leonard Moore	6-2	195	So.
	18	Chance Tucker	6-0	183	Sr.
or	21	Karson Hobbs	6-1	189	So.
BOUND	8	Adon Shuler	6-0	205	So.
	28	Luke Talich	6-4	210	Jr.
	22	Ethan Long	6-3	210	Fr.
FIELD	9	Tae Johnson	6-2	192	Fr.
	7	Jalen Stroman	6-1	201	Sr.
	11	JaDon Blair	6-5	205	Fr.
CB	6	Christian Gray	6-0	190	Jr.
	24	Mark Zackery IV	5-11	175	Fr.
	20	Cree Thomas	6-1	189	Fr.

## AVAILABILITY UPDATE (OCT. 16)

## Questionable

- No. 65 Will Black - concussion
- No. 87 TE Cooper Flanagan - left achilles
- No. 1 WR Jaden Greathouse - right thigh
- No. 0 CB DeVonta Smith - right calf

## Out for the game

- No. 14 WR Micah Gilbert - left hand
- No. 56 OL Charles Jagusah - left arm
- No. 77 OL Peter Jones - left ankle
- No. 97 DL Gabriel Rubio - left elbow
- No. 10 DL Loghan Thomas - concussion

## Out for the season

- No. 70 Ashton Craig - left knee

Following game two, only new additions to the Out for the Season category will be listed on the availability update.





## NOTRE DAME OFFENSE

Pos.	No.	Name	Ht.	Wt.	Class
WR	0	Malachi Fields	6-4	222	Sr.
	5	Cam Williams	6-2	200	Fr.
WR	1	Jaden Greathouse	6-1	215	Jr.
	2	Will Pauling	5-10	190	Sr.
	19	Logan Saldate	6-0	189	Fr.
LT	54	Anthonie Knapp	6-4	300	So.
	71	Styles Prescod	6-6	292	Fr.
LG	74	Billy Schrauth	6-4	310	Jr.
	55	Chris Terek	6-6	322	So.
C	64	Joe Otting	6-4	308	So.
	57	Cam Herron	6-2	285	Fr.
	55	Chris Terek	6-6	322	So.
RG	76	Guerby Lambert	6-7	335	Fr.
	75	Sullivan Absher	6-8	327	So.
RT	59	Aamil Wagner	6-6	300	Jr.
	76	Guerby Lambert	6-7	335	Fr.
TE	9	Eli Raridon	6-7	252	Sr.
	7	Ty Washington	6-5	248	Jr.
	85	Jack Larsen	6-3	250	Fr.
WR	6	Jordan Faison	5-10	185	Jr.
	11	KK Smith	6-0	176	So.
	17	Elijah Burress	6-0	185	Fr.
QB	13	CJ Carr	6-3	210	Fr.
	8	Kenny Minchey	6-2	208	So.
	10	Tyler Buchner	6-1	206	Sr.
RB	4	Jeremiyah Love	6-0	214	Jr.
	24	Jadarian Price	5-11	210	Jr.
	22	Aneayas Williams	5-10	205	So.
	23	Nolan James Jr.	5-10	215	Fr.

## NOTRE DAME SPECIAL TEAMS

Pos.	No.	Name	Ht.	Wt.	Class
KO	18	Erik Schmidt	6-2	210	Fr.
PK	98	Noah Burnette	5-10	185	*Sr.
P	16	James Rendell	6-6	225	Sr.
	18	Erik Schmidt	6-2	210	Fr.
LS	96	Joseph Vinci	6-4	232	Fr.
	49	Andrew Kros	6-4	225	Jr.
HLD	10	Tyler Buchner	6-1	206	Sr.
	16	Anthony Rezac	6-3	201	So.
PR	6	Jordan Faison	5-10	185	Jr.
	2	Will Pauling	5-10	190	Sr.
KR	4	Jeremiyah Love	6-0	214	Jr.
	24	Jadarian Price	5-11	210	Jr.

## TWO-DEEP TIDBITS - OFFENSE/SPECIAL TEAMS

- Malachi Fields** was named a 2025 Phil Steele Preseason All-America Fourth Team selection and has 147 career receptions for 2,188 yards and 13 touchdowns after joining the Irish from Virginia. Fields is on the 2025 Biletnikoff Award Watch List and averages 14.9 yards per catch over his career.
- Jaden Greathouse** became the first Irish player since Javon McKinley in 2020 to have consecutive games with 100+ receiving yards as he posted back-to-back 100+ yard efforts in the 2025 Orange Bowl and CFP Championship games. He has 930 career receiving yards with nine touchdowns.
- Will Pauling** joined the Irish after competing at both Cincinnati and Wisconsin. He has 1,615 career receiving yards via 142 receptions with 12 TDs. A team captain for the Irish in 2025, he averages 11.4 yards per catch for his career and had his first 100-yard receiving game in an Irish uniform in the win over NC State.
- Jordan Faison** has 74 career receptions for 1,005 yards and averages 13.6 yards per catch over his career. He posted his second 100+ yard receiving game of his career against Purdue and was named the Burlsworth Trophy Walk-On of the Week on September 23.
- The Notre Dame offensive line was named to the Joe Moore Midseason Honor Roll for their work in 2025. The group is led by the experience of **Billy Schrauth**, **Aamil Wagner** and **Anthonie Knapp**, who were all key to the Irish run in the 2024 season. **Guerby Lambert** has played in 12 games on the offensive line and on special teams, and **Sullivan Absher** has competed in 23 games of his career to-date. **Joe Otting** is poised to make his first start at center after Ashton Craig sustained a season-ending injury.
- Craig, Wagner** and **Schrauth** have all drawn attention from national award committees ahead of the 2025 campaign. Craig was named to the Rimington Trophy Watch List while Wagner and Schrauth were both named to the Outland Trophy Watch List.
- Eli Raridon** has competed in 34 games for the Irish and has three receiving touchdowns and averages 13.4 yards per catch for his career. He ranks fourth among all FBS tight ends in yards per reception (17.1), fifth in total yards (342), and fifth in yards per game (57.0).
- CJ Carr** has 1,622 passing yards with 13 touchdowns through six games this season. He is 105 of 158 with 270.3 passing yards per game in 2025. He ranks second in the nation in passing yards per completion (15.45), third in yards per pass attempt (10.27), seventh in passing efficiency (176.0), 18th in passing touchdowns (13), 18th in passing yards per game (270.3) and 20th in passing yards (1,622). Carr was named a midseason addition to the Shaun Alexander Freshman of the Year Watch List.
- Jeremiyah Love** entered the season as a preseason All-America First Team selection by Walter Camp, Sporting News, the Associated Press, *The Athletic*, ESPN, CBS Sports, Athlon Sports and Phil Steele. He set a Notre Dame record for most consecutive games with a touchdown to start a season with 13 last fall and has over 2,000 all-purpose yards in his career. He registered a career-high 157 rushing yards against Purdue and had four touchdowns in the first half at Arkansas.
- Jadarian Price** came into the 2025 season as a Doak Walker Award Preseason candidate after an impactful 2024 season. He has over 1,300 rushing yards in his career with 17 rushing, two receiving touchdowns and one kickoff return touchdown.
- Price** and **Love** are both experienced on the kick return unit. Price rattled off a 99-yard return at home against USC in 2023 and added a 100-yard return against Purdue. Love has a career-long return of 21 yards, which he posted in the 2023 at Duke.
- Faison** and **Pauling** are the top two options for the Irish on punt returns. Faison had a career-long 43-yard kick return in the CFP First Round win at home over Indiana.
- James Rendell** averages 42.4 yards per punt in two seasons. He placed 24 punts inside the 20-yard line and posted eight punts of 50+ yards with eight games with zero touchbacks in his first season with the Irish.
- Noah Burnette** was on the 2024 Lou Groza Award Preseason Watch List while at North Carolina. He has connected on 54 field goals and 154 PATs over his career.
- Erik Schmidt** has converted 11 PATs in 2025 for the Irish. He was ranked as the No. 1 kicker in the nation by 247Sports Composite and was the No. 1 ranked punter in the country by Kohl's Kicking.

## NOTRE DAME DEFENSE

Pos.	No.	Name	Ht.	Wt.	Class
<b>VYP</b>	5	Boubacar Traore	6-4	250	So.
	44	Junior Tuihalamaka	6-2	255	Sr.
<b>or</b>	12	Jordan Botelho	6-3	260	Sr.
<b>DT</b>	47	Jason Onye	6-5	302	Sr.
	97	Gabriel Rubio	6-5	321	Sr.
	42	Cole Mullins	6-5	275	Fr.
<b>DT</b>	41	Donovan Hinish	6-2	277	Jr.
	93	Jared Dawson	6-1	288	Sr.
	56	Elijah Hughes	6-3	300	Jr.
<b>DE</b>	95	Bryce Young	6-7	271	So.
	40	Joshua Burnham	6-4	260	Jr.
	10	Loghan Thomas	6-4	220	So.
<b>WILL</b>	3	Jaylen Sneed	6-2	230	Jr.
	4	Jaiden Ausberry	6-2	228	So.
	19	Madden Faraimo	6-2	235	Fr.
<b>MIKE</b>	34	Drayk Bowen	6-2	235	Jr.
	27	Kyngstonn Viliamu-Asa	6-3	230	So.
	19	Madden Faraimo	6-2	235	Fr.
<b>NICKEL</b>	0	DeVonta Smith	5-11	195	Sr.
	14	Dallas Golden	6-0	187	Fr.
	21	Karson Hobbs	6-1	189	So.
<b>CB</b>	15	Leonard Moore	6-2	195	So.
	18	Chance Tucker	6-0	183	Sr.
	21	Karson Hobbs	6-1	189	So.
<b>BOUND</b>	8	Adon Shuler	6-0	205	So.
	28	Luke Talich	6-4	210	Jr.
	22	Ethan Long	6-3	210	Fr.
<b>FIELD</b>	9	Tae Johnson	6-2	192	Fr.
	7	Jalen Stroman	6-1	201	Sr.
	11	JaDon Blair	6-5	205	Fr.
<b>CB</b>	6	Christian Gray	6-0	190	Jr.
	24	Mark Zackery IV	5-11	175	Fr.
	20	Cree Thomas	6-1	189	Fr.

## TWO-DEEP TIDBITS - DEFENSE

- Battle-tested and ready to dig deep in the trenches, the Irish defensive line boasts nine players with experience up front. Seniors **Jordan Botelho**, **Junior Tuihalamaka**, **Jason Onye**, **Jared Dawson** and **Gabriel Rubio** along with juniors **Joshua Burnham** and **Donovan Hinish** have all competed in at least 20 games over their careers. Sophomores **Boubacar Traore** and **Bryce Young**, meanwhile, both made an immediate impact in the 2024 season.
- Jordan Botelho** ranks in the top eight all-time in career games played in an Irish uniform with 56 appearances. He leads all active Notre Dame players with 12.5 career sacks and 16.0 TFL.
- Junior Tuihalamaka** leads the active defensive unit with two fumble recoveries - the second of which set up a late second-quarter touchdown for the Irish in a 23-10 Sugar Bowl win over No. 2 Georgia. The 2024 season saw Tuihalamaka set new single-season highs for tackles (33), TFLs (5.5) and sacks (three).
- Jason Onye** has competed in 25 games for the Irish and has 35 career tackles with three blocked kicks and a pair of sacks.
- Jared Dawson** joins the Irish from Louisville, where he played in 38 games with 51 tackles and 13.5 TFL. He has 58 career tackles through 43 games played with nine sacks, two pass breakups and two forced fumbles.
- Boubacar Traore** led all FBS freshman players in sacks prior to a season-ending injury in 2024. He notched a career-high two sacks for a loss of 21 yards against NC State and has 24 tackles with 6.5 TFL and 5.5 sacks in 2025. Through 16 career games played, he has 36 tackles with 9.5 sacks, three forced fumbles and an interception, which he returned for a touchdown. He was named the Defensive Comeback Player of the Month for September.
- Donovan Hinish** was named as a captain for the 2025 season. He boasts 52 career tackles with six sacks and a pass breakup.
- Bryce Young** totaled 23 tackles (14 solo) with 3.0 TFL, 1.5 sacks and two QB hurries in his first season with the Irish while also contributing to special teams. He ranked second in the nation (tied) in blocked kicks with three on the year (two blocked field goals and a blocked punt) in 2024 and has 34 career tackles through 21 games played.
- Jaylen Sneed** posted a career-best 51 tackles a season ago with 6.0 TFL and 2.5 sacks. He has 86 career tackles with 5.5 sacks, 10.5 TFL and three forced fumbles.
- Drayk Bowen** is on the Chuck Bednarik Award Watch List, the Bronko Nagurski Trophy Watch List and the Butkus Award Watch List ahead of the 2025 season. He has 123 career tackles with 5.5 TFL, two sacks and four forced fumbles.
- Kyngstonn Viliamu-Asa** has 65 tackles through 20 career games with the Irish. He had a career-high eight tackles against Boise State and tallied an interception against NC State.
- DeVonta Smith** joined the Irish after four seasons at Alabama. Smith registered 30 tackles a season ago with a forced fumble and five pass breakups.
- Leonard Moore** was named to the 2025 Preseason All-America First Team lists by Walter Camp, Sporting News, the Associated Press, *The Athletic*, ESPN, CBS Sports, Athlon Sports and Phil Steele and is on the watch lists for the Bronko Nagurski Trophy, the Chuck Bednarik Award and the Paycom Jim Thorpe Award. Moore has 60 tackles, 13 pass breakups and five interceptions through 20 games of his career. He was named as both the Walter Camp FBS Defensive Player of the Week and Thorpe Award Defensive Player of the Week on Oct. 7.
- Jalen Stroman** joined the Irish after four seasons at Virginia Tech. Stroman has 133 career tackles with five pass breakups and 3.0 TFL. He set a single-game high with 14 tackles in the 2023 season against Purdue.
- Tae Johnson** registered his first start for the Irish in the win over Purdue and recovered a blocked punt for a touchdown against Texas A&M. He has 29 tackles and an interception through nine games played in his career.
- Adon Shuler** started every game at safety in 2024 and posted three interceptions with 94 yards in returns. He has 94 career tackles with seven pass breakups. He was the only member of the 2024 Irish defense to record an interception, a fumble recovery and a forced fumble during the season.
- Christian Gray** started 15 games in 2024, totaling 35 tackles, three interceptions (including a pick-six returned 99 yards), nine pass breakups, 2.5 TFL and a forced fumble. Through 33 career games played, he has 57 tackles with 17 pass breakups and five interceptions.





## ALPHABETICAL ROSTER/PRONUNCIATIONS

No.	Name	Pronunciation
75	Sullivan Absher	
60	Max Anderson	
58	Matty Augustine	August-een
4	Jaiden Ausberry	
31	Taebron Bennie-Powell	Tay-bron
15	Jerome Bettis Jr.	
65	Will Black	
11	JaDon Blair	JAY-don
12	Jordan Botelho	Bo-TELL-ho
34	Drayk Bowen	Drake BOE-enn
48	Mickey Brown	
10	Tyler Buchner	Buck-ner
33	Christopher Burgess Jr.	BURR-jess
98	Noah Burnette	
40	Joshua Burnham	
17	Elijah Burress	
13	CJ Carr	
70	Ashton Craig	
93	Jared Dawson	
25	Dylan Devezin	DEV-eh-zen
48	Marcello Diomedede	Mar-chell-oh Dee-oh-med-ee
60	Davion Dixon	DAY-vee-on
49	Charles Du	
32	Isaiah Dunn	
6	Jordan Faison	Fay-zonn
19	Madden Faraimo	Fur-AIM-oh
0	Malachi Fields	
32	Justin Fisher	
87	Cooper Flanagan	
88	James Flanigan	
42	Henry Garrity	Gare (like stare)-itty
14	Micah Gilbert	
14	Dallas Golden	
6	Christian Gray	
1	Jaden Greathouse	
12	Blake Hebert	HE-bert
57	Cam Herron	hair-un
41	Donovan Hinish	HIGH-nish
21	Karson Hobbs	
52	Devan Houston	Dev-in Houston (like the city)
56	Elijah Hughes	
30	Dominik Hulak	HUE-lack
56	Charles Jagusah	Jog-you-saw
23	Nolan James Jr.	
33	Matt Jeffery	
9	Tae Johnson	Tay
77	Peter Jones	
36	Bodie Kahoun	Boe-dee Ka-hoon
43	Kahanu Kia	Ka-HA-new Kee-uh
45	Ko'o Kia	Koh-oh Kee-uh
54	Anthonie Knapp	Nap
49	Andrew Kros	Cross
76	Guerby Lambert	Gur-bee
85	Jack Larsen	
29	Brandon Logan	
22	Ethan Long	
4	Jeremiah Love	
8	Kenny Minchey	Minn-shee
13	Ben Minich	Minn-ick
15	Leonard Moore	
88	Armel Mukam	Mook-um
42	Cole Mullins	

## NUMERICAL ROSTER

No.	Name	Pos.	Ht.	Wt.	Cl.	Hometown/High School
0	Malachi Fields	WR	6-4	222	Sr.	Charlottesville, VA/Monticello/Virginia
0	DeVonta Smith	CB	5-11	195	Sr.	Cincinnati, OH/La Salle/Alabama
1	Jaden Greathouse	WR	6-1	215	Jr.	Austin, TX/Westlake
2	Will Pauling	WR	5-10	190	Sr.	Chicago, IL/Homewood-Flossmoor/Wisconsin
3	Gi'Bran Payne	RB	5-10	205	Jr.	Cincinnati, OH/LaSalle
3	Jaylen Sneed	LB	6-2	230	Jr.	Hilton Head Island, SC/Hilton Head
4	Jaiden Ausberry	LB	6-2	228	So.	Baton Rouge, LA/University Lab
4	Jeremiah Love	RB	6-0	214	Jr.	St. Louis, MO/Christian Brothers
5	Boubacar Traore	DL	6-4	250	So.	Boston, MA/Catholic Memorial
5	Cam Williams	WR	6-2	200	Fr.	Glen Ellyn, IL/Glenbard South
6	Christian Gray	CB	6-0	190	Jr.	St. Louis, MO/De Smet Jesuit
6	Jordan Faison	WR	5-10	185	Jr.	Fort Lauderdale, FL/Pine Crest
7	Jalen Stroman	S	6-1	201	Sr.	Bristow, VA/Patriot/Virginia Tech
7	Ty Washington	TE	6-4	248	Jr.	Leesburg, GA/Lee County/Arkansas
8	Kenny Minchey	QB	6-2	208	So.	Hendersonville, TN/Pope John Paul II
8	Adon Shuler	S	6-0	205	So.	Irvington, NJ/Irvington
9	Tae Johnson	S	6-2	192	Fr.	Fort Wayne, IN/North Side
9	Eli Raridon	TE	6-7	252	Sr.	Des Moines, IA/Valley
10	Tyler Buchner	QB	6-1	206	Sr.	San Diego, CA/The Bishop's School
10	Loghan Thomas	DL	6-4	220	So.	Katy, TX/Paetow
11	JaDon Blair	S	6-5	205	Fr.	Winston-Salem, NC/Mount Tabor
11	KK Smith	WR	6-0	176	So.	Frisco, TX/Reedy
12	Jordan Botelho	DL	6-3	260	Sr.	Honolulu, HI/Saint Louis
12	Blake Hebert	QB	6-3	225	Fr.	Boxford, MA/Brunswick School
13	CJ Carr	QB	6-3	210	Fr.	Saline, MI/Saline
13	Ben Minich	S	6-0	197	So.	West Chester, OH/Lakota West
14	Micah Gilbert	WR	6-2	204	Fr.	Charlotte, NC/Charlotte Christian
14	Dallas Golden	CB	6-0	187	Fr.	Tampa, FL/Berkeley Prep
15	Jerome Bettis Jr.	WR	6-1	207	Fr.	Atlanta, GA/Woodward Academy
15	Leonard Moore	CB	6-2	195	So.	Round Rock, TX/Round Rock
16	James Rendell	P	6-6	225	Sr.	Melbourne, Australia/Parkdale Secondary/RMIT
16	Anthony Rezac	QB	6-3	201	So.	Omaha, NE/Westside
17	Elijah Burress	WR	6-0	185	Fr.	Totowa, NJ/DePaul Catholic
17	Brenan Vernon	DL	6-6	305	So.	Mentor, OH/Mentor
18	Erik Schmidt	K	6-2	210	Fr.	Milwaukee, WI/Marquette University High
18	Chance Tucker	CB	6-0	183	Sr.	Encino, CA/Crespi Carmelite
19	Madden Faraimo	LB	6-2	235	Fr.	Oceanside, CA/JSerra Catholic
19	Logan Saldate	WR	6-0	189	Fr.	Gilroy, CA/Palma
20	Cree Thomas	CB	6-1	189	Fr.	Phoenix, AZ/Brophy College Preparatory
21	Karson Hobbs	CB	6-1	189	So.	Cincinnati, OH/Archbishop Moeller
21	Kedren Young	RB	5-11	240	Fr.	Lufkin, TX/Lufkin
22	Ethan Long	S	6-3	210	Fr.	Milford, CT/Brunswick School
22	Aneyas Williams	RB	5-10	205	So.	Hannibal, MO/Hannibal
23	Nolan James Jr.	RB	5-10	215	Fr.	Westwood, NJ/DePaul Catholic
24	Jadarian Price	RB	5-11	210	Jr.	Denison, TX/Denison
24	Mark Zackery IV	CB	5-11	175	Fr.	Indianapolis, IN/Ben Davis
25	Dylan Devezin	RB	6-2	216	Sr.	New Orleans, LA/St. Augustine
25	Preston Zinter	DL	6-2	240	So.	North Andover, MA/Central Catholic
26	Jake Tafelski	RB	6-0	206	Sr.	Dearborn, MI/Dearborn/Central Michigan
27	Kyngstonn Viliamu-Asa	LB	6-3	230	So.	Inland Empire, CA/St. John Bosco
28	Luke Talich	S	6-4	210	Jr.	Cody, WY/Cody
29	Brandon Logan	S	6-0	197	Fr.	Fort Wayne, IN/Snider
30	Dominik Hulak	DL	6-4	245	Fr.	Glendale Heights, IL/Immaculate Conception
31	Taebron Bennie-Powell	S	6-1	185	Fr.	Cincinnati, OH/Lakota West
31	Xavier Southall	WR	6-0	180	So.	Alexandria, VA/IMG Academy
32	Isaiah Dunn	CB	5-11	176	Sr.	Santa Fe Springs, CA/St. Paul
32	Justin Fisher	TE	6-3	233	Sr.	Mishawaka, IN/Mishawaka
33	Christopher Burgess Jr.	DL	6-4	275	Fr.	Chicago, IL/Simeon Career Academy
33	Matt Jeffery	WR	5-11	195	Fr.	Cheshire, CT/Cheshire
34	Drayk Bowen	LB	6-2	235	Jr.	St. John, IN/Andrean HS
35	Teddy Rezac	LB	6-3	220	Fr.	Omaha, NE/Westside
36	Bodie Kahoun	LB	6-2	230	Fr.	Roanoke, VA/Patrick Henry



## ALPHABETICAL ROSTER/PRONUNCIATIONS

No.	Name	Pronunciation
47	Jason Onye	Own-yay
90	Kobi Onyiuke	KOH-bee own-YOU-kay
64	Joe Otting	Ott (like otter)-ing
2	Will Pauling	
3	Gi'Bran Payne	Gih-bron (like LeBron)
38	Tommy Powlus	Paul-us
71	Styles Prescod	
24	Jadarian Price	Jah-DAR (like dart)-ee-an
9	Eli Raridon	RARE-i-dun
94	Joe Reiff	Reef
16	James Rendell	Ren-DELL
16	Anthony Rezac	Ree-zak
35	Teddy Rezac	Ree-zak
81	Scrap Richardson	
97	Gabriel Rubio	
46	Jerry Rullo	Rule-oh
39	Anthony Sacca	SACK-ah
19	Logan Saldade	Sal-dah-tay
82	Leo Scheidler	SHIDE-ler
18	Erik Schmidt	
74	Billy Schrauth	sh-ROUTH
59	Sean Sevillano Jr.	Sev-ill-ON-oh
8	Adon Shuler	Uh-donn
0	DeVonta Smith	Deh-VON-tay
11	KK Smith	
3	Jaylen Sneed	
31	Xavier Southall	Ex-avier
78	Owen Strebig	STREE-big
7	Jalen Stroman	Stroe-man
91	Gordy Sulfsted	
26	Jake Tafelski	
28	Luke Talich	Taal (like tally)-ich
55	Chris Terek	Terr-ick
20	Cree Thomas	
10	Loghan Thomas	
5	Boubacar Traore	Boob-ah-car Tray-or-ree
18	Chance Tucker	
44	Junior Tuihalamaka	Tooev-ah-la-maka
17	Brenan Vernon	
27	Kyngstonn Viliamu-Asa	Vill-ee-ah-moo AH-sah
96	Joseph Vinci	Vin-see
59	Aamil Wagner	Ah-meal
7	Ty Washington	
86	Alex Whitman	
22	Aneyas Williams	Uh-nee-us
5	Cam Williams	
61	Robbie Wollan	Wool-an
95	Bryce Young	
21	Kedren Young	Key-dren
24	Mark Zackery IV	
25	Preston Zinter	

\* - Super Senior

## NUMERICAL ROSTER

No.	Name	Pos.	Ht.	Wt.	Cl.	Hometown/High School
38	Tommy Powlus	LB	6-0	215	So.	Granger, IN/Penn
39	Anthony Sacca	LB	6-3	240	Fr.	Delran, NJ/St. Joseph's Prep
40	Joshua Burnham	DL	6-4	260	Jr.	Traverse City, MI/Traverse City Central
41	Donovan Hinish	DL	6-2	277	Jr.	Pittsburgh, PA/Central Catholic
42	Henry Garrity	TE	6-3	227	Jr.	Bloomfield Hills, MI/Brother Rice
42	Cole Mullins	DL	6-5	275	Fr.	Hoschton, GA/Mill Creek
43	Kahanu Kia	LB	6-2	230	So.	Kaneohe, HI/Punahou
44	Junior Tuihalamaka	DL	6-2	255	Sr.	Granada Hills, CA/Bishop Alemany
45	Ko'o Kia	LB	6-2	220	Fr.	Kaneohe, HI/Punahou
46	Jerry Rullo	LB	6-0	225	Sr.	Havertown, PA/Penn Charter
47	Jason Onye	DL	6-5	302	Sr.	North Providence, RI/Bishop Hendricken
48	Mickey Brown	CB	5-9	177	Sr.	Southampton, NY/St. Anthony's
48	Marcello Diomede	K	6-1	195	Jr.	Glen Ellyn, IL/Glenbard West
49	Charles Du	CB	5-10	187	Sr.	Beijing, China/Robert Louis Stevenson (CA)
49	Andrew Kros	LS	6-4	225	Jr.	Louisville, KY/St. Xavier
52	Devan Houstan	OL	6-4	307	So.	Mississauga, Ontario, Canada/St. James School
54	Anthonie Knapp	OL	6-4	300	So.	Roswell, GA/Roswell
55	Chris Terek	OL	6-6	322	So.	Glen Ellyn, IL/Glenbard West
56	Elijah Hughes	DL	6-3	300	Jr.	Arlington, VA/Washington-Liberty/USC
56	Charles Jagusah	OL	6-7	333	So.	Rock Island, IL/Alleman
57	Cam Herron	OL	6-2	285	Fr.	Indianapolis, IN/Warren Central
58	Matty Augustine	OL	6-7	310	Fr.	Greenwich, CT/Brunswick School
59	Sean Sevillano Jr.	DL	6-2	340	Fr.	Clearwater, FL/Clearwater Academy
59	Aamil Wagner	OL	6-6	300	Jr.	Yellow Springs, OH/Wayne
60	Max Anderson	OL	6-3	303	So.	St. Paul, MN/St. Thomas Academy
60	Davion Dixon	DL	6-2	324	Fr.	Miami, FL/Miami Palmetto
61	Robbie Wollan	OL	6-4	289	So.	St. Paul, MN/St. Thomas Academy
64	Joe Otting	OL	6-4	308	So.	Topeka, KS/Hayden
65	Will Black	OL	6-7	307	Fr.	London, Ontario, Canada/Choate Rosemary Hall (CT)
70	Ashton Craig	OL	6-5	310	Jr.	Lawrenceburg, IN/Lawrenceburg
71	Styles Prescod	OL	6-6	292	Fr.	Fishers, IN/Hamilton Southeastern
74	Billy Schrauth	OL	6-4	310	Jr.	Campbellsport, WI/St. Mary's Springs
75	Sullivan Absher	OL	6-8	327	So.	Belmont, NC/South Point
76	Guerby Lambert	OL	6-7	335	Fr.	Boston, MA/Catholic Memorial
77	Peter Jones	OL	6-5	312	Fr.	Coatesville, PA/Malvern Prep
78	Owen Strebig	OL	6-8	300	Fr.	Brookfield, WI/Waukesha Catholic Memorial
81	Scrap Richardson	WR	6-0	190	Fr.	Greenville, GA/Greenville
82	Leo Scheidler	WR	6-1	195	Sr.	Lake Forest, IL/Lake Forest
85	Jack Larsen	TE	6-3	250	Fr.	Charlotte, NC/Charlotte Catholic
86	Alex Whitman	WR	6-3	199	Jr.	Highstown, NJ/The Peddie School
87	Cooper Flanagan	TE	6-6	255	Jr.	Pleasant Hill, CA/De La Salle
88	James Flanigan	TE	6-6	241	Fr.	Green Bay, WI/Notre Dame de la Baie Academy
88	Armel Mukam	DL	6-3	305	So.	La Prairie, Quebec, Canada/Woodberry Forest School
90	Kobi Onyiuke	DL	6-4	245	Sr.	Richmond, VA/Benedictine College Prep
91	Gordy Sulfsted	DL	6-5	260	Fr.	Cincinnati, OH/St. Xavier
93	Jared Dawson	DL	6-1	288	Sr.	Collierville, TN/Collierville/Louisville
94	Joe Reiff	DL	6-5	258	Fr.	Elmhurst, IL/York Community
95	Bryce Young	DL	6-7	271	So.	Charlotte, NC/Charlotte Christian
96	Joseph Vinci	LS	6-4	232	Fr.	Westwood, MA/Westwood
97	Gabriel Rubio	DL	6-5	321	Sr.	St. Louis, MO/Lutheran St. Charles
98	Noah Burnette	K	5-10	185	*Sr.	Raleigh, NC/Leesville Road/North Carolina

\* - Super Senior





- Marcus Freeman, one of the rising young stars in the profession was named the 30th Dick Corbett Head Football Coach at the University of Notre Dame on Dec. 3, 2021. Under his guidance, the 2024 season saw the Irish post the most wins in a single season (14) as Freeman's team went 14-2.
- Under Freeman Notre Dame has seen major success in the NFL Draft and the 2025 edition was no different as six Irish were drafted: Benjamin Morrison, Tampa Bay Buccaneers (2nd RD, Pick 53), Watts, Atlanta Falcons (3rd RD, Pick 96), Kiser, Jacksonville Jaguars (4th RD, Pick 107), Rylie Mills, Seattle Seahawks (5th RD, Pick 142), Mitchell Evans, Carolina Panthers (5th RD, Pick 163), Riley Leonard, Indianapolis Colts (6th RD, Pick 189).
- The Irish took seven victories over ranked teams (No. 20 Texas A&M, No. 15 Louisville, No. 24 Navy, No. 18 Army, No. 10 Indiana, No. 2 Georgia, No. 6 Penn State) in the 2024 season - the most in a single season since 1989 (six) and the most ever in a season in program history.
- In the first year of the 12-team College Football Playoff, the Notre Dame hosted the first-ever playoff game on a college campus and took a 27-17 win over in-state foe Indiana.
- Xavier Watts was named as a consensus All-American while concluding his illustrious career, becoming the 17th player to be named as a two-time consensus All-American in program history.
- Freeman completed the 2023 regular season, his second full season in charge of the program, with a 10-3 mark and claimed ranked victories at No. 17 Duke and against No. 10 Southern Cal in Notre Dame Stadium.
- Notre Dame had two unanimous All-Americans in 2023 in offensive lineman Joe Alt and safety Xavier Watts, giving the Irish a pair of unanimous All-Americans for the first time since 1990.
- Watts took home the Bronko Nagurski Award, given to the top defensive player in college football, after leading the FBS in interceptions with seven. Defensive lineman Howard Cross III and running back Audric Estimé were also named All-Americans in 2023.
- The 2023 edition of the Fighting Irish ranked among the best in the country and in program history on both sides of the line of scrimmage. Notre Dame averaged 39.1 points-per-game in '23, which is the second-best season average in school history. The offense also averaged 7.0 yards-per-play which also ranks second in the program record books. The '23 defensive unit led the nation in pass efficiency defense, ranked second in red zone defense and was eighth in total defense.
- The 2023 defense featured Watts, who led the nation in interceptions. The offense featured All-American left tackle Joe Alt and running back Audric Estimé - whose 1,341 rushing yards in 2023 were the fifth-most in a single season for an Irish back.
- Freeman finished his first season in 2022 with a 9-4 mark, with wins over fifth-ranked Clemson, 16th-ranked BYU and 16th-ranked Syracuse; in addition to closing the season with a Gator Bowl win over 19th-ranked South Carolina.
- He joins Terry Brennan (1954) as just the second Irish head coach to claim four ranked wins in his first season on the Notre Dame sidelines.
- His 2022 Notre Dame team was led by consensus All-American Michael Mayer, who finished his junior season as the best tight end in school history. Additionally, consensus All-American defensive lineman Isaiah Foskey became the Notre Dame all-time leader in sacks. Four other Irish earned All-America honors in offensive linemen Joe Alt and Jarrett Patterson, long snapper Michael Vinson, cornerback Benjamin Morrison took home Freshman All-American honors.
- Mayer and Foskey were each tabbed in the second round of the 2023 NFL Draft by the Las Vegas Raiders and New Orleans Saints, respectively, while Patterson was drafted in the sixth round by the Houston Texans.
- The Irish special teams had a tremendous 2022 season as Notre Dame led the nation with seven blocked kicks, all punts, with Foskey getting his hands on two of them.
- In his first season with the Irish in 2021, while serving as the Bob Hinton Defensive Coordinator, Freeman led a



## MARCUS FREEMAN

Dick Corbett Head Football Coach  
15th Year Overall, Fifth At Notre Dame  
Fourth Year as Head Coach (37-12)

### THE FREEMAN FILE

Hometown	Huber Heights, OH
High School	Wayne High School
College	Ohio State (2007, B.S.; 2011, M.S.)
Wife	Joanna
Children	Vinny, Siena, Gino, Nico, Capri and Rocco

### PLAYING EXPERIENCE

2004-08	Ohio State	Linebacker
2009	Chicago Bears	Linebacker
	Buffalo Bills	Linebacker
	Houston Texans	Linebacker

### BOWLS PLAYED

2005	Ohio State (Alamo)
2006	Ohio State (Fiesta)
2007	Ohio State (BCS National Championship)
2008	Ohio State (BCS National Championship)

### COACHING CAREER

2010	Ohio State	Graduate Assistant
2011-12	Kent State	Linebackers
2013-15	Purdue	Linebackers
2016	Purdue	Co-Defensive Coordinator/ Linebackers
2017-20	Cincinnati	Defensive Coordinator/ Linebackers
2021	Notre Dame	Bob Hinton Defensive Coordinator/Linebackers
2022-	Notre Dame	Dick Corbett Head Football Coach

### POSTSEASON GAMES COACHED IN

2010	Ohio State (Sugar)
2012	Kent State (GoDaddy.com)
2018	Cincinnati (Military)
2019	Cincinnati (Birmingham)
2020	Cincinnati (Peach)
2021	Notre Dame (Fiesta)
2022	Notre Dame (Gator)
2023	Notre Dame (Sun)
2024	Notre Dame (vs Indiana - CFP First Round)
2025	Notre Dame (Sugar - CFP Quarterfinal)
2025	Notre Dame (Orange - CFP Semifinal)
2025	Notre Dame (CFP National Championship)

transformation on the defensive side of the ball that included a number of Top-20 national rankings.

- The Irish ranked seventh nationally in defensive touchdowns (4), 10th in turnovers gained (25) and third-down conversion percentage (.321), 12th in total sacks (41.0) and 15th nationally in interceptions (15) and scoring defense (19.7). The 41.0 team sacks tied the program record of 41, also set during the 1996 season.
- Under Freeman's guidance, Notre Dame safety Kyle Hamilton was named a consensus All-American in 2021 and went on to be the 14th overall selection in the 2022 NFL Draft.
- Freeman oversaw then-sophomore Isaiah Foskey's breakout season as a starter on the defensive line. Foskey tallied 11.0 sacks in 2021, third-most in program history for a single season.
- The depth of the Irish defense was on full display with Freeman serving as defensive coordinator, as 15 different players recorded a sack and 21 different players had a tackle-for-loss. The 15 interceptions are the most in a single season since 2014, when the Irish had 16. In November, the Irish had three-straight games without allowing a touchdown for the first time since 2012.
- Prior to coming to South Bend, Freeman spent the previous four seasons as the defensive coordinator at Cincinnati. During his time with the Bearcats, he was named the 2020 247Sports.com Defensive Coordinator of the Year and 2020 Broyles Award Finalist along with a nominee for the Broyles Award in 2019 and 2018.
- In 2020, the Bearcats (9-1) earned a bid to the Peach Bowl as the No. 8-ranked team in the nation and won the American Athletic Conference Championship, the program's first outright league title since 2009.
- Cincinnati's defense ranked in the Top-20 nationally in several categories for 2020-21, including being ranked 13th in total defense (324.6 yards per game) and eighth in scoring defense (16.8 points per game) among all FBS teams. In addition, the Bearcats were third in team passing efficiency defense (101.25), 14th in rushing defense (111.1 yards per game), 15th in red zone defense (0.735), 17th in fourth down defense (0.375 rate), 16th in team sacks (3.00 per game) and 10th in turnovers gained (21).
- Freeman coached the Bearcats to back-to-back 11-win seasons in 2018 and 2019, the 2019 American Athletic Conference East Division Championship and consecutive bowl-game wins in the 2018 Military Bowl and 2019 TicketSmarter Birmingham Bowl.
- The Bearcats finished atop the 2019 AAC ranks in scoring defense for the second-straight season and ranked among the league's top three in rushing and total defense. Cincinnati led the American in 2018 in rushing defense, scoring defense and total defense and ranked among the Top-15 in the NCAA FBS in all three categories.
- Joined the Bearcats staff after a four-year stint at Purdue. He coached linebackers all four seasons and served as the Boilermakers co-defensive coordinator in 2015.
- Prior to his time at Purdue, Freeman coached linebackers at Kent State from 2011-12, helping develop all-conference selections Luke Batton and C.J. Malaulu.
- Freeman started his coaching career as a graduate assistant coach at his alma mater, Ohio State, in 2010 and the Buckeyes went 12-1 with a Sugar Bowl victory.
- Freeman is just the third Notre Dame head coach to have been selected in the NFL Draft, and is the first since Ara Parseghian was drafted by the Pittsburgh Steelers in 1947. He is the 23rd Notre Dame head coach to have Division I playing experience and the first since Tyrone Willingham.
- During his playing career, Freeman was a four-year letterwinner for the Buckeyes from 2004 to 2008. He played under current Wisconsin head coach Luke Fickell and earned second team All-Big Ten honors in 2008 while helping lead Ohio State to four conference titles, three BCS bowls and two trips to the national title game during his career.
- He played in the 2009 Senior Bowl and was a fifth-round draft pick of the Chicago Bears, spending time with the Bears, Buffalo Bills and Houston Texans before a medical condition ended his playing career.



## MARCUS FREEMAN EARLY SEASONS

Marcus Freeman became the first Notre Dame head football coach to post two 10-win seasons and amass at least 30 victories in two of his first three years after a 14-win campaign in 2024. Here is a look at where Freeman stands after his first three full seasons at Notre Dame, compared to those that came before him as head coach of the Fighting Irish:

## NOTRE DAME HEAD COACHES FIRST THREE SEASONS

Coach	W	L	T	%	Pts	Opp Pts
<b>Marcus Freeman</b>	<b>33</b>	<b>10</b>	<b>0</b>	<b>.767</b>	<b>1535</b>	<b>791</b>
Dan Devine	28	7	0	.800	958	441
Brian Kelly	28	11	0	.718	1056	698
Lou Holtz	25	10	0	.714	1031	593
Ara Parseghian	25	3	2	.867	919	188
Frank Leahy	24	3	3	.850	713	232
Charlie Weis	22	15	0	.595	1040	947
Bob Davie	21	16	0	.568	967	854
Knute Rockne	21	1	2	.917	612	130
Tyrone Willingham	21	16	0	.568	822	821
Jesse Harper	20	3	0	.870	784	131
Terry Brennan	19	11	0	.633	601	516
Elmer Layden	19	6	2	.741	379	187
Gerry Faust	18	15	1	.544	754	511
Hunk Anderson	16	9	2	.630	502	151
Joe Kuharich	12	18	0	.400	436	550

## NOTRE DAME HEAD COACHES RANKED WINS IN FIRST THREE SEASONS

The Orange Bowl victory over Penn State was the 14th ranked win of the Marcus Freeman era at Notre Dame. No other head coach has had as many ranked victories in his first three years on the Irish sidelines.

Coach	W	L	T	%	Rkd Wins
<b>Marcus Freeman</b>	<b>33</b>	<b>10</b>	<b>0</b>	<b>.767</b>	<b>14</b>
Frank Leahy	24	3	3	.850	10
Lou Holtz	25	10	0	.714	8
Dan Devine	28	7	0	.800	7
Brian Kelly	28	11	0	.718	6
Tyrone Willingham	21	16	0	.568	6
Terry Brennan	19	11	0	.633	6
Gerry Faust	18	15	1	.544	5
Ara Parseghian	25	3	2	.867	4
Charlie Weis	22	15	0	.595	4
Bob Davie	21	16	0	.568	4
Joe Kuharich	12	18	0	.400	3
Elmer Layden	19	6	2	.741	1



MILESTONE WINS OF THE FREEMAN ERA

**FIRST VICTORY - SEPTEMBER 17, 2022 vs CALIFORNIA - W, 24-17**

The Irish defense recorded six sacks in the win, four of which came in the final quarter, as Notre Dame prevailed 24-17 over visiting California for the first win Dick Corbett Head Football Coach Marcus Freeman's tenure at the helm of the program. Audric Estimé ran for 76 yards and a touchdown on 18 carries, and Drew Pyne went 17-for-23 for 150 yards and two scores.




**10<sup>TH</sup> VICTORY - AUGUST 26, 2023 vs NAVY (IN DUBLIN) - W, 42-3**

Notre Dame rattled off 42 consecutive points on the way to a 42-3 rout of Navy in the 2023 Aer Lingus College Football Classic at Aviva Stadium in Dublin, Ireland. Sam Hartman completed 19-of-23 passes for 251 yards and four touchdowns. The Irish defense held the Midshipmen to just 169 total yards with only 43 of those coming through the air as Jack Kiser paced the defense with eight total tackles.



**20<sup>TH</sup> VICTORY - AUGUST 31, 2024 at NO. 20 TEXAS A&M - W, 23-13**

Notre Dame put the final 10 points on the scoreboard with a 21-yard rushing touchdown by Jeremiah Love and a 46-yard field goal by Mitch Jeter to claim a 23-13 victory over the Aggies in the season opener of 2024. Jack Kiser (eight tackles) and Jordan Bothelho (six) led the stifling Irish defensive effort that also included interceptions from Xavier Watts and Adon Shuler as Notre Dame limited Texas A&M to just 100 yards passing.



**30<sup>TH</sup> VICTORY - NOVEMBER 30, 2024 at SOUTHERN CAL - W, 49-35**

The Irish outlasted Southern Cal 49-35 at the Los Angeles Memorial Coliseum to win their tenth-consecutive game of the season and ultimately secure a spot in the new 12-team College Football Playoff. Christian Gray returned an interception 99 yards for a touchdown, and Xavier Watts added a 100-yard interception return on the next drive by the Trojans to put the game away.

THE FREEMAN ERA

2021

Marcus Freeman coached the 2022 Fiesta Bowl, which is included in his career win/loss total.

Date	Rk.	Opponent	Result
1/122	5	Oklahoma State (Fiesta Bowl)	L, 35-37

2022 (9-4)

Date	Rk.	Opponent	Result
9/3/22	5	at No. 2 Ohio State	L, 10-21
9/10/22	8	Marshall	L, 21-26
9/17/22		California	W, 24-17
9/24/22		at North Carolina	W, 45-32
10/8/22		No. 16 BYU	W, 28-20
10/15/22		Stanford	L, 14-16
10/22/22		UNLV	W, 44-21
10/29/22		at No. 16 Syracuse	W, 41-24
11/5/22		No. 5 Clemson	W, 35-14
11/12/22	20	Navy (Neutral site)	W, 35-32
11/19/22	18	Boston College	W, 44-0
11/26/22	13	at No. 5 Southern Cal	L, 27-38
12/30/22	19	No. 20 South Carolina (Gator Bowl)	W, 45-38

2023 (10-3)

Date	Rk.	Opponent	Result
8/26/23	13	Navy (Neutral site - Dublin)	W, 42-3
9/2/23	13	Tennessee State	W, 56-3
9/9/23	10	at NC State	W, 45-24
9/16/23	9	Central Michigan	W, 41-17
9/23/23	9	No. 6 Ohio State	L, 14-17
9/30/23	11	at No. 17 Duke	W, 21-14
10/7/23	10	at No. 25 Louisville	L, 20-33
10/14/23	21	No. 10 Southern Cal	W, 48-20
10/28/23	14	Pittsburgh	W, 58-7
11/4/23	15	at Clemson	L, 23-31
11/18/23	19	Wake Forest	W, 45-7
11/25/23	18	at Stanford	W, 56-23
12/29/23	16	No. 19 Oregon State (Sun Bowl)	W, 40-8

2024 (14-2)

Date	Rk.	Opponent	Result
8/31/24	7	at No. 20 Texas A&M	W, 23-13
9/7/24	5	Northern Illinois	L, 14-16
9/14/24	18	at Purdue	W, 66-7
9/21/24	17	Miami (OH)	W, 28-3
9/28/24	16	No. 15 Louisville	W, 31-24
10/12/24	11	Stanford	W, 49-7
10/19/24	12	at Georgia Tech	W, 31-13
10/26/24	12	at No. 24 Navy	W, 51-14
11/9/24	10	Florida State	W, 52-3
11/16/24	8	Virginia	W, 35-14
11/23/24	6	No. 18 Army	W, 49-14
11/30/24	5	at USC	W, 49-35
12/20/24	3	No. 9 Indiana	W, 27-17
1/2/25	3	No. 2 Georgia	W, 23-10
1/9/25	3	No. 5 Penn State	W, 27-24
1/20/25	3	No. 6 Ohio State	L, 23-34

2025 (2-2)

Date	Rk.	Opponent	Result
8/31/25	6	at No. 10 Miami	L, 24-27
9/13/25	8	No. 16 Texas A&M	L, 40-41
9/20/25	24	Purdue	W, 56-30
9/27/25	22	at Arkansas	W, 56-13
10/4/25	21	Boise State	W, 28-7
10/11/25	16	NC State	36-7

Career Overview - Season-by-Season

Season	Record	Wins Over Ranked Opponents
2021	0-1	0
2022	9-4	4
2023	10-3	3
2024	14-2	7
2025	4-2	
Totals	37-12	14

## COACHING STAFF

### OFFENSE



#### MIKE DENBROCK

Grand Valley State ('87)  
Game Location - Field

John and Bobbie Arlotta Offensive Coordinator/Tight Ends  
37th Year Overall | Second/12th Year At Notre Dame



#### JA'JUAN SEIDER

(Jay-wahn Cider)

West Virginia ('00)  
Game Location - Field

Associate Head Coach/Running Backs  
19th Year Overall | First At Notre Dame



#### MIKE BROWN

Liberty ('11)  
Game Location - Field

Wide Receivers Coach  
Seventh Year Overall | Second At Notre Dame




#### GINO GUIDUGLI

(Geeno Guh-Doo-Lee)

Cincinnati ('05)  
Game Location - Box

Bob and Leslie Mohr Family Quarterbacks Coach/Pass Game Coordinator  
15th Year Overall | Third At Notre Dame



#### JOE RUDOLPH

Wisconsin ('95)  
Game Location - Field

Joe Moore Offensive Line Coach  
21st Year Overall | Third At Notre Dame

### DEFENSE/SPECIAL TEAMS



#### CHRIS ASH

Drake ('96)  
Game Location - Field

Bob Hinton Defensive Coordinator  
30th Year Overall | First Year At Notre Dame



#### MARTY BIAGI

(Bee-ah-Gee)

Marshall ('08)  
Game Location - Field

Special Teams Coordinator/Assistant Defensive Backs Coach  
18th Year Overall | Third At Notre Dame



#### MAX BULLOUGH

(Bulla)

Michigan State ('08)  
Game Location - Field

Linebackers Coach  
Second Year Overall | Second At Notre Dame



#### MIKE MICKENS

Cincinnati ('11)  
Game Location - Field

Pat and Jana Eilers Defensive Backs Coach/Defensive Pass Game Coordinator  
15th Year Overall | Sixth At Notre Dame



#### AL WASHINGTON

Boston College ('06)  
Game Location - Field

Peter Schivarelli Defensive Line Coach/Defensive Run Game Coordinator  
18th Year Overall | Fourth At Notre Dame

## STAFF

### COACHING STAFF - CONTINUED

TRENT MILES .....	Senior Analyst, Offense
HARRIS BIVIN .....	Senior Analyst, Offense
ANDY BUH .....	Senior Analyst, Defense
CASEY McHUGH .....	Senior Analyst, Defense
JESSE SCHMITT .....	Senior Analyst, Special Teams
ROB DELANEY .....	Analyst, Offense
KURT RAWLINGS .....	Analyst, Offense
DOMINIC SPALDING .....	Analyst, Offense
JEVAUGHN CODLIN .....	Analyst, Defense
ZACK MAY .....	Analyst, Defense
NICK SEBASTIAN .....	Analyst, Defense
MICHAEL VINSON .....	Fellow, Special Teams

### STRENGTH & CONDITIONING

LOREN LANDOW .....	Trematerra Family Director of Football Performance
RICHARD GUARASCIO .....	Associate Director, Football Strength & Conditioning
FRED HALE .....	Associate Director, Football Strength & Conditioning
TONY FUSCO .....	Assistant Director, Football Strength & Conditioning
TRAVIS DUFFLE .....	Assistant Director, Football Strength & Conditioning

### SPORTS MEDICINE

ROB HUNT .....	Assoc. Athletic Director, Athletic Training & Rehabilitation Services
MIKE BEAN .....	Associate Athletic Trainer
KARIS CATRINTA .....	Associate Athletic Trainer, Physical Therapist
JOE ZIMMERMAN .....	Assistant Athletic Trainer
MANDY MERRITT .....	Senior Associate Athletic Trainer, Physical Therapist
DR. MATT LEISZLER .....	Director of Sports Medicine, Team Physician
DR. CHRISTOPHER BALINT .....	Team Physician
DR. BRIAN RATIGAN .....	Team Physician
DR. JERRY HOFFERTH .....	Team Chiropractor

### SPORT ADMINISTRATOR

RON POWLUS .....	Director of Football Technology
------------------	---------------------------------

### PERSONNEL STAFF

MIKE MARTIN .....	General Manager
MATT JANSEN .....	Director of Scouting
ANTHONY TREASH .....	Director of Analytics
JOURDAN BLAKE .....	Director of Player Personnel
CARTER AUMAN .....	Director of Recruiting
BECCA SITES .....	Director of Recruiting Operations
MYRON TAGAVAILOA-AMOSA .....	Director of Recruiting Advancement
ARIELLA ELLIS .....	Director of On-Campus Recruiting

### TEAM VIDEO

TIM COLLINS .....	Director of Football Technology
BRENDAN McNAMARA .....	Football Video Associate

### EQUIPMENT

CHRIS BACSIK .....	Director of Football Equipment
DAN GLYNN .....	Assistant Football Equipment Manager

### OPERATIONS

OLIVIA MITCHELL .....	Assistant Athletics Director of Football Operations
LEXY ALBANO .....	Assistant Director of Football Operations
RON POWLUS III .....	Assistant Director of Football Operations
HANNAH MULLET .....	Coordinator of Football Operations



## HISTORICAL NUMBERS

The Notre Dame defense and offense compiled statistics in 2024 that ranked among the best in the 136 seasons of Fighting Irish football.

### 2024 OFFENSIVE NUMBERS

Category	Stat	Rank	Notes
Total Yards	6385	1st	breaks 2015 record of 6063
Total TDs	76	1st	breaks 2023 record of 66
Points/Game	36.1	11th	55.6 in 1912 is the record
Points	578	1st	breaks 2023 record of 509
Yards Per Play	6.303	8th	stats available since 1967
Red Zone TD Percentage	71.6	3rd	
Red Zone Conversion	81.6	15th	stats available since 1998
Completion Percentage	66.5	3rd	stats available since 1939
Rush Yds/Att	5.66	2nd	since 1939
Rushing Yards	3215	5th	first 3000+ yd season since 2017
Rushing TDs	45	1st	breaks 1989 record of 42
Passing Yards	3170	14th	
Passing First Downs	150	9th	
Total First Downs	326	1st	breaks 2005 record of 314
Fourth-Down Conversions	73.3	2nd	22-of-30 - most total conversions

### 2024 SPECIAL TEAM/MISCELLANEOUS NUMBERS

Category	Stat	Rank	Notes
Red Zone Touchdowns	71.6	3rd	43-of-60 on red zone chances
PATs	73	1st	first 70+ PAT season
Defensive Kick Return Avg.	15.60	1st	breaks 2008 record of 16.47
Defensive Punt Return Avg.	4.15	4th	

### 2024 DEFENSIVE NUMBERS

Category	Stat	Rank	Notes
Sacks	38	t-3rd	stats since 1973
Passing Yards/Attempt	6.00	9th	
Completion Percentage	52.1	5th	
Yards Per Play	4.75	7th	stats since 1990
Total Yards/Game	307.4	6th	since 1990

## PROGRAM RECORDS BROKEN IN 2024

### TEAM SEASON RECORDS

Record	2024 Performance	Previous Record
Games Played	16	13 - 18 times, most recently 2023
Wins	14	12- four times, most recently 2018
Points Scored	578	509 - 2023
First Downs	326	314 - 2005
Rushing Touchdowns	45	42 - 1989
Total Yards	6,385	6,063 - 2015
Total Plays	1,013	954 - 2018

PAT Kicks	73	64 - 2023
Total Touchdowns	76	66 - 2023
Opponent Passing Yards Per Game (since 1990)	138.1	150.6 - 1996
Opponent Kick Return Average (since 1996)	15.6	16.47 - 2008

### INDIVIDUAL SEASON RECORDS

Record	2024 Performance	Previous Record Holder
Quarterback Rushing Yards	906 - Riley Leonard	884 - Tony Rice (1989)
Quarterback Rushing Touchdowns	17 - Riley Leonard	14 - Brandon Wimbush (2017)
Total Offensive Attempts	587 - Riley Leonard	549 - Brady Quinn (2006)
Consecutive Games with a TD to Start a Season	13 - Jeremiyah Love	10 - Autry Denson (1998)

## GAMES PLAYED RECORD

- Jack Kiser took over the top spot in career games played in 2024 as he set the all-time program record for most games played at Notre Dame with 70.
- Jordan Botelho entered the season with 50 career games played for the Irish.
- Several of the 2025 offseason transfer student-athletes to Notre Dame have 35 or more games played prior to joining the Irish, led by Jared Dawson's 39 games at Louisville and Noah Burnette's 38 games with North Carolina.

### NOTRE DAME CAREER GAMES PLAYED

1.	70	Jack Kiser	2019-24
2.	66	Howard Cross III	2019-24
3.	62	Houston Griffith	2018-22
	62	Rylie Mills	2019-24
5.	61	Josh Lugg	2018-22
	61	Kurt Hinish	2017-21
7.	59	DJ Brown	2019-2023
8.	56	Jordan Botelho	2022-current
	56	Bo Bauer	2018-23
9.	55	Jayson Ademilola	2018-23
	55	Jonathan Doerer	2017-21
	55	TaRiq Bracy	2018-23
13.	53	Michael Vinson	2019-2023
14.	52	Daelin Hayes	2016-20
	52	Romeo Okwara	2012-15
	52	Drue Tranquill	2014-18
17.	51	Chris Brown	2012-15
	51	Matthias Farley	2011-15
	51	T.J. Jones	2010-13
20.	50	JD Bertrand	2019-2023
	50	Clarence Lewis	2020-2023
	50	Ben Koyack	2011-14
	50	Myron Tagovailoa-Amosa	2017-21
	50	Justin Ademilola	2018-23
25.	49	Jarrett Patterson	2018-23

## 2025 CAPTAINS

Six Irish student-athletes were selected as captains for the 2025 Notre Dame Football season: linebacker **Drayk Bowen**, defensive lineman **Donovan Hinish**, wide receiver **Will Pauling**, offensive lineman **Billy Schrauth**, safety **Adon Shuler** and offensive lineman **Aamil Wagner**. All are first-time captains at Notre Dame. Hinish, meanwhile, joins his brother Kurt as a season captain for the Irish. The Hinish brothers are the third pairing of brothers to earn the captain title in the history of Notre Dame football.

### Brother Tandems as Notre Dame Captains

- Bob Golic (1978) and Mike Golic (1984)
- Zack Martin (2012 & 2013) and Nick Martin (2014 & 2015)
- Kurt Hinish (2021) and Donovan Hinish (2025)

## TRANSFERS

Notre Dame welcomes eight transfers for the 2025 season:

- Senior wide receiver **Malachi Fields** (Virginia)
- Senior cornerback **DeVonta Smith** (Alabama)
- Senior wide receiver **Will Pauling** (Cincinnati/Wisconsin)
- Senior safety **Jalen Stroman** (Virginia Tech)
- Junior tight end **Ty Washington** (Arkansas)
- Junior defensive lineman **Elijah Hughes** (USC)
- Senior defensive lineman **Jared Dawson** (Louisville)
- Senior kicker **Noah Burnette** (North Carolina)

## STAFF CHANGES

- Chris Ash was named as the Bob Hinton Defensive Coordinator on February 1, 2025, after previous defensive coordinator Al Golden accepted the same position with the Cincinnati Bengals.
- Ash enters his 30th season of coaching and has seen success throughout his career in multiple posts, including as a position coach, coordinator and head coach. He most recently served as a scout for the Jacksonville Jaguars.
- JaJuan Seider was announced as an associate head coach and running backs coach on February 18, 2025, after Deland McCullough accepted the running backs coach position with the Las Vegas Raiders.
- Seider joins the Irish entering his 19th season of collegiate coaching and beginning his 16th season coaching college running backs. He most recently the assistant head coach, co-offensive coordinator and running backs coach at Penn State.

## NEW YEAR - SAME STANDARD

- The roadmap to the future is dotted with the landmarks of the past as the 2025 season presents new opportunities for a squad with a strong corps of returning leadership and young talent.
- A season ago, the Irish put the program's standard of excellence on display by rattling off a 13-game winning streak, winning the first-ever College Football Playoff game hosted on a university campus, taking victories in both the Sugar and Orange Bowls and earning a spot in the CFP National Championship contest.
- Notre Dame had the most ranked wins of any FBS team in the 2024 season with seven. Of teams that faced more than one ranked opponent last fall, Notre Dame owned the best record against ranked teams in the FBS, going 7-1.
- Head coach Marcus Freeman earned 14 wins over teams ranked in the Associated Press Top 25 over his three seasons at Notre Dame, which is the most of any Notre Dame coach in his first three seasons.
- Those 14 ranked wins over the past three seasons tied for the most of any FBS program (Georgia, 14), and are the most by any active third-year head coach at his program.
- Notre Dame was the first team ever to beat an AP-ranked opponent in 6 different months in the same season:
  - No. 20 Texas A&M in August
  - No. 15 Louisville in September
  - No. 24 Navy in October
  - No. 18 Army in November
  - No. 9 Indiana in December
  - No. 2 Georgia and No. 5 Penn State in January
- Notre Dame posted three-consecutive wins over AP Top 10 teams (No. 8 Indiana, No. 2 Georgia, No. 5 Penn State). It marked the program's most wins in consecutive games over Top 10 opponents since 1943, when the Irish topped No. 3 Navy, No. 3 Army, No. 8 Northwestern and No. 2 Iowa Pre-Flight in four-straight weeks.
- The Irish won four-straight bowl games (2023 Gator, 2024 Sun, 2025 Sugar, 2025 Orange), marking the longest bowl win streak in program history. The previous longs were three each (1992 Sugar, 1993 Cotton and 1994 Cotton; and the 1975 Orange, 1978 Cotton and 1979 Cotton).
- Notre Dame went on a 13-game win streak, tied for 10th-longest streak in program history. The Irish hold a 9-1 record against the past 10 AP-ranked opponents they have faced.

## 2025 PRESEASON AWARDS

Coming off of the winningest season in Notre Dame football history and returning a wealth of skill, several Irish players have garnered preseason All-America and national watch list recognition.

### Drayk Bowen

- Athlon Sports Preseason All-America Third Team and Phil Steele Preseason All-America Fourth Team
- Bronko Nagurski Trophy, Butkus Award and Chuck Bednarik Watch Lists

### Ashton Craig

- Rimington Award Watch List

### Malachi Fields

- Phil Steele Preseason All-America Fourth Team
- Biletnikoff Award Watch List
- Senior Bowl Top 300

### Dallas Golden

- Shaun Alexander Freshman of the Year Award Watch List

### Jeremiah Love

- Preseason All-America First Team by Walter Camp, Sporting News, the Associated Press, *The Athletic*, ESPN, CBS Sports, Athlon Sports and Phil Steele
- Maxwell Award Watch List, Walter Camp Player of the Year Watch List and a Doak Walker Award Preseason Candidate
- Senior Bowl Top 300

### Leonard Moore

- Preseason All-America First Team by Walter Camp, Sporting News, the Associated Press, *The Athletic*, ESPN, CBS Sports, Athlon Sports and Phil Steele
- Bronko Nagurski Trophy, the Chuck Bednarik Award and the Paycom Jim Thorpe Award Watch Lists

### Jadarian Price

- Doak Walker Award Preseason Candidate

### Billy Schrauth

- Outland Trophy and Lombardi Trophy Watch Lists

### Jalen Stroman

- Senior Bowl Top 300

### Aamil Wagner

- Outland Trophy and Allstate Wuerffel Trophy Watch Lists
- Allstate AFCA Good Works Team Nominee
- Athlon Sports Preseason All-America

### Aneyas Williams

- Doak Walker Award Preseason Candidate

A comprehensive list of current 2025 honors and awards can be found later in the game notes package.

## 2025 STORY OF THE SEASON

### NC STATE

- Notre Dame won its fourth consecutive game 36-7 over NC State on the strength of a dominating offensive and defensive performance in the second half.
- The Irish scored 19 unanswered points while intercepting three Wolfpack passes and recording a safety in the game's final 30 minutes.
- The defense held the Wolfpack to 51 yards rushing and 182 yards passing, which were both 100+ yards below NC State's season averages ahead of the game (165.3 rush yds/game, 282.3 pass yds/game).
- **CJ Carr** threw for 342 yards - his second 300+ yard passing game of the season - to become the first Irish QB since Jack Coan in 2021 to throw for 300+ yards in multiple games of a season.
- Carr's 1,622 passing yards in 2025 are the most for an Irish QB in a season's first six games since Everett Golson passed for 1,683 yards in the first six contests of the 2014 season.
- **Jeremiah Love** notched a pair of rushing TDs and is now tied for eighth all-time in career touchdowns with 32 total career TDs and is tied for tenth all-time with 26 career rushing TDs.
- Love made his 23rd consecutive start in the contest, which puts him fourth all-time in program history for a running back.
- **Malachi Fields** extended his streak of consecutive games with at least one reception to 33, which is tied for the eighth-longest effort among FBS players.
- **Jordan Botelho** made his 56th career appearance for Notre Dame, becoming the eighth Notre Dame player to appear in 55 or more career games.
- TE **Eli Raridon** and WR **Will Pauling** each posted over 100 receiving yards, marking the first time the Irish have had a pair of teammates tally 100+ receiving yards since the Fiesta Bowl against Oklahoma State on January 1, 2022.
- Raridon's 109 yards was a new career-high while Pauling's 105 yards was his first 100+ yard game in an Irish uniform.
- **Adon Shuler**, **Kyngstonn Viliamu-Asa** and **Karson Hobbs** each hauled in an interception. It was Shuler's fourth of his career and was the second of Viliamu-Asa's career. The INT for Hobbs was the first of his career.

### BOISE STATE

- The Irish rattled off 22 consecutive points to earn a 28-7 win over Boise State on a very warm and sunny early-fall day in Notre Dame Stadium.

- The 84 degree temperature at kickoff was the sixth-warmest home game ever for contests in which the temperature was recorded.
- The Irish totaled more offensive yards (389), more rushing yards (200) and more passing yards (189) than each of Boise State's average yards allowed entering the game.
- **Jeremiah Love** posted a four-yard rushing touchdown for the 30th TD of his career while registering the seventh 100+ yard rushing game of his career.
- **Jadarian Price** broke through contact from five different defenders to rumble for a 49-yard touchdown run, cementing the win by putting Notre Dame up 28-7.
- It was the tenth time that Love and Price have each registered a touchdown in the same game for the Irish.
- **CJ Carr** completed 15 passes for 189 yards and two touchdowns with no interceptions. He also rushed three times for a total of 25 yards. Carr was named a midseason addition to the Shaun Alexander Freshman of the Year Watch List following his latest performance.
- **Leonard Moore** notched two interceptions, forced a fumble and totaled six tackles. He was named as both the Walter Camp FBS Defensive Player of the Week and Thorpe Award Defensive Player of the Week on Oct. 7.
- As a team, the Irish had four interceptions on the day, including the first career INT for **Tae Johnson**.

### ARKANSAS

- The Irish scored a touchdown on each of their six first-half possessions and posted the most points against an SEC foe since beating Tulane in 1947 with a 56-13 victory at Arkansas.
- It was the eighth game of the Marcus Freeman era that the Irish have surpassed 50 points in a contest.
- Coupled with the Purdue win the week prior, it is the second time the Irish have posted back-to-back 50+ point contests during the Freeman Era (Navy and Florida State, 2024).
- **Jeremiah Love** scored two rushing and two receiving touchdowns in the first half, becoming the first Notre Dame player in the last 30 years to find the endzone four times in a single half.
- Love's four TDs were the most by any FBS player on the weekend, and he was one of only two FBS players to amass four TDs in a half in 2025.
- **Jadarian Price** had 121 all-purpose yards with a rushing touchdown and a receiving touchdown. It was the first game of his career with both a rushing and receiving touchdown in the same contest.

- **CJ Carr** threw for a career-high 354 yards and four touchdowns to surpass 1,000 passing yards on the season, needing just four games to reach the milestone.
- Carr's 294 passing yards in the first half were the third-most in program history for the first half and the most since 2008.
- Carr was named as both the Shaun Alexander Freshman of the Week and the Manning Award Quarterback of the Week for his performance.
- **Jordan Faison** led the Irish with seven receptions for 89 yards, and adding one pass on a fake punt for 40 yards. He accounted for six first downs on the day.
- **Adon Shuler** led the Irish with nine tackles, adding a forced fumble and a pass breakup as the Irish defense shut out the Razorbacks in the second half.
- First Notre Dame appearance:
  - Freshman TE James Flanigan
  - Freshman S Ethan Long

### PURDUE

- Notre Dame scored three consecutive touchdowns in the third quarter to seize control of a 56-30 victory over Purdue to retain the Shillelagh Trophy.
- **Jadarian Price** led the Irish offensive output with four touchdowns, rushing for three and returning a kickoff 100 yards for a score. He became the first Irish running back to register a rushing TD and a kick return TD in the same game since Lee Becton at Michigan State in 1992.
- **Jeremiah Love** set a career-high in rushing yards with 157 yards on 19 carries (8.3 yards per carry) and registered the 20th rushing touchdown of his career.
- **CJ Carr** was highly effective, completing 10 of 12 passes for 223 yards and two long touchdown passes to **Jordan Faison** and **Malachi Fields**.
- The team completion percentage of 85.0 (17-20) combined between Carr and **Kenny Minchey** was the best mark for the Irish since 2022.
- The sell out crowd at Notre Dame Stadium against Purdue was the 20th home sell out of the Marcus Freeman era.
- First career starts:
  - Freshman CB Dallas Golden
  - Freshman S Tae Johnson
  - Freshman CB Mark Zackery IV
- First Notre Dame start:
  - Junior TE Ty Washington

## 2025 SEASON

- First Notre Dame appearance:
  - Sophomore OL Max Anderson
  - Freshman OL Matty Augustine
  - Freshman WR Elijah Burress
  - Freshman RB Nolan James Jr.
  - Freshman K Erik Schmidt

## TEXAS A&M

- The Irish fell in a 41-40 back-and-forth battle in their second battle of Top 25 teams in as many contests of the season.
- CJ Carr** threw for a career-high 293 yards in his first home start - the most in a first home start effort since Terry Hanratty threw for 304 yards and three touchdowns as a sophomore in a 26-16 win over Purdue on September 24, 1966.
- Junior running back **Jeremiyah Love** showcased his rushing and receiving in a major way with 94 rushing yards and 53 receiving yards while notching both a rushing and receiving touchdown.
- No other FBS running back that weekend posted the combination of a rushing touchdown, a receiving touchdown, more than 65 rushing yards and more than 52 receiving yards. He was responsible for seven of Notre Dame's 23 first downs on the evening.
- Additionally, Love accounted for 63 of the 75 yards during Notre Dame's fourth scoring drive of the game in the second quarter, including a 12-yard run and 36-yard touchdown reception
- Junior running back **Jadarion Price** registered the second game of his career with two rushing touchdowns.
- With his 85-yard effort, senior tight end **Eli Raridon** had the third-most receiving yards of any FBS tight end during the weekend.
- Loghan Thomas** recorded the first blocked kick of his career while **Leonard Moore** hauled in the third interception of his career.
- First career start:
  - Sophomore CB Karson Hobbs
- First Notre Dame start:
  - Senior DL Jared Dawson
- First career touchdown:
  - Freshman S Tae Johnson on a 20-yard blocked punt return in the first quarter.

## MIAMI

- The Irish erased a 14-point deficit to knot the game at 24-24 with 3:21 remaining in the fourth quarter before falling in a 27-24 final in a matchup of Top 10 teams.

- In his first career start, **CJ Carr** threw for 221 yards and two TDs while running for 16 yards and a TD. He is the first Irish QB to have at least one passing TD and one rushing TD in his first start since Brandon Wimbush in 2017.
- Jadarion Price** led the Irish with 45 yards rushing, and **Eli Raridon** posted a career-high 97 yards receiving.
- Micah Gilbert** notched the first TD of his career with a 14-yard catch in the second quarter, and **Jordan Faison** added a 1-yard TD reception for the Irish.
- Noah Burnette** connected on all three PATs and a 39-yard field goal for the Irish while **James Rendell** averaged 45.0 yards per punt.
- Several players registered their first career start, their first start at Notre Dame and their first career appearance in a Notre Dame uniform:
  - First career starts:
    - Freshman QB CJ Carr
    - Sophomore RG Guerby Lambert
    - Sophomore DE Bryce Young
  - First Notre Dame starts:
    - Senior WR Malachi Fields
    - Senior DB DeVonta Smith
    - Senior S Jalen Stroman
  - First Notre Dame appearance:
    - Senior WR Will Pauling
    - Junior TE Ty Washington
    - Freshman LB Madden Faraimo
    - Freshman CB Mark Zackery IV
    - Freshman DL Cole Mullins
    - Senior DL Elijah Hughes
    - Freshman OL Styles Prescod
    - Senior DL Jared Dawson
    - Senior K Noah Burnette
- The Sunday night primetime matchup between Notre Dame and Miami drew 10.8 million viewers, which was ABC's second-best Sunday opener on record.
- The viewership trails only the 2016 Notre Dame vs. Texas contest. The game peaked with 11.8 million viewers.
- Boubacar Traore** had an immediate impact in his first game back on the field since a season-ending injury against Louisville last season. The sophomore had a career-high six tackles, including a sack.
- Drayk Bowen** recorded his 100th career tackle for the Irish.

## THE DEFENSE

### LOCKING IT DOWN

- Notre Dame has a new face at the helm of the defense in Chris Ash, who was named as the Bob Hinton Defensive Coordinator for the Irish on February 1, 2025.
- Notre Dame returns 13 players on defense with starting experience in 2024 in addition to three transfer students with starting experience. The 13 returning players for the Irish have 107 career starts combined while the three newcomers have combined for more than 20 career games started.
- Through six games of the season, Notre Dame ranks second in the nation in interceptions (11), eighth in turnover margin (1.00) and 11th in turnovers gained (12).
- The first four Notre Dame players selected in the 2025 NFL Draft all came from the defensive side of the ball. Cornerback Benjamin Morrison (second round), safety Xavier Watts (third round), linebacker Jack Kiser (fourth round) and defensive lineman Rylie Mills (fifth round) headlined the Irish draft class. It marked the first time since the 1975 NFL Draft that the first four Notre Dame draftees were defensive players.
- Howard Cross III and Jordan Clark both signed as undrafted free agents with NFL clubs. RJ Oben and Max Hurleman earned minicamp invitations, and Hurleman later signed as an undrafted free agent.
- A key core of leaders who learned from that draft class return to the defense at each positional group in 2025.

### DEFENSIVE LINE

- Battle-tested and ready to dig deep in the trenches, the Irish defensive line boasts nine players with experience up front. Seniors **Jordan Botelho**, **Junior Tuihalamaka**, **Jason Onye**, **Jared Dawson** and **Gabriel Rubio** along with juniors **Joshua Burnham** and **Donovan Hinish** have all competed in at least 19 games over their careers. Sophomores **Boubacar Traore** and **Bryce Young**, meanwhile, both made an immediate impact in the 2024 season.
- Botelho** ranks in the top 12 all-time in career games played in an Irish uniform with 54 appearances. He leads all active Notre Dame players with 12.5 career sacks and 16.0 TFL.
- Tuihalamaka** leads the active defensive unit with two fumble recoveries - the second of which set up a late second-quarter touchdown for the Irish in a 23-10 Sugar Bowl win over No. 2 Georgia. The 2024 season saw Tuihalamaka set new single-season highs for tackles (33), TFLs (5.5) and sacks (three).
- Dawson** has appeared in five games in 2025 for the Irish and has seven takcles with a PBU. The senior transfer from Louisville has 13.5 career TFL with nine sacks. He had four sacks and 6.5 TFLs in ten games last season.



## THE DEFENSE

- **Traore** notched a career-high two sacks for a loss of 21 yards in the 36-7 win over NC State while helping the Irish hold the Wolfpack to just 233 yards of total offense.
- Traore registered a sack at Arkansas for the tenth TFL of his career. He had a sack, two TFLs and a forced fumble in the win over Purdue.
- Through six games, he has 5.5 sacks in 2025 and now ranks 10th in the nation in sacks (0.92 per game).
- Traore was named as the Defensive Comeback Player of the Month for September as part of the Comeback Player of the Year Award
- He led all FBS freshmen players in sacks (three) and sacks per game (0.75) after Week Four during the 2024 season.
- **Young** posted a sack and a pass breakup for the Irish in the win over Purdue. The sophomore totaled 23 tackles (14 solo) with 3.0 TFL, 1.5 sacks and two QB hurries in his first season with the Irish while also contributing to special teams. He ranked second in the nation (tied) in blocked kicks with three on the year (two blocked field goals and a blocked punt) in 2024.

## LINEBACKERS

- The legacy of the Notre Dame linebacker room is well-poised to continue to grow in 2025 with contributions from juniors **Drayk Bowen** and **Jaylen Sneed** and sophomores **Jaiden Ausberry** and **Kyngstonn Viliamu-Asa**. True freshman **Madden Faraimo**, meanwhile, will be a player to watch for the Irish this season.

### DRAYK WILL MAKE YOU PAY

- **Drayk Bowen** is averaging nearly 5.0 tackles per game in 2025 for the Irish.
- He ranked third on the team in tackles in 2024, totaling 78 (40 solo), with 4.0 TFL, a sack, three forced fumbles, two QB hurries and two passes broken up.
- He split the team lead in tackles in the National Championship, totaling eight (seven solo). He also forced a fumble, giving the Irish possession in the fourth quarter.
- Bowen is on the Chuck Bednarik Award Watch List, the Bronko Nagurski Trophy Watch List and the Butkus Award Watch List heading into the 2025 season.
- He recorded his 100th career tackle for the Irish in the contest at Miami.

### FEEL THE NEED FOR SNEED

- **Jaylen Sneed** registered a sack each in the wins over Boise State and Arkansas.
- He posted a career-best 51 tackles a season ago with 6.0 TFL and 2.5 sacks. He is fifth among active Irish players in career tackles after his breakout season a year ago.

- Sneed registered the first scoop-and-score of his career with a fumble recovery in the endzone in a 51-14 victory over No. 24 Navy last October.
- Sneed is on the Butkus Award Watch List ahead of the 2025 season.

### AUSPICIOUS AUSBERRY

- **Jaiden Ausberry** had a sack for a loss of nine yards for his first solo sack in the win over Boise State.
- He had a key fumble recovery with 2:37 on the clock in the first quarter to halt a drive by No. 2 Georgia during the 23-10 victory over the Bulldogs in the Sugar Bowl.
- Ausberry was third in total tackles among linebackers on the team a season ago with 58 and added 6.5 TFL, two fumble recoveries and a pass breakup.

### KYNGSTONN BRINGS THE BOOM

- **Kyngstonn Viliamu-Asa** pulled in the second INT of his career in a win over NC State and has 28 tackles through six games of 2025.
- He posted a career-high eight tackles with a shared TFL and a pass breakup against Boise State.
- Viliamu-Asa was on the 2024 watch lists for both the Shaun Alexander Freshman of the Year Award and the Polynesian College Football Player of the Year Award.
- He registered 37 tackles over 14 games as a true freshman in 2024. He was the only Irish linebacker to record a sack, an interception and a fumble recovery during the season.

## SECONDARY

- The defense has a key core of returning heavy-hitters joined by new names who aim to make an impact at safety, corner, and nickel in 2025. Sophomore **Adon Shuler** along with senior transfer **Jalen Stroman** provide key leadership at safety for the Irish while junior **Luke Talich** and freshman **Tae Johnson** provide talent and depth.
- Junior **Christian Gray** and sophomore **Leonard Moore** set the standard for the Irish at cornerback. True freshmen **Dallas Golden** and **Mark Zackery IV** are ready to make their names known much like Moore did a season ago in his first year with the Irish.
- **Golden** posted a career-best six tackles against Boise State in an Irish victory.
- Golden collected his first career interception in his first career start against Purdue. He was named to the 2025 Shaun Alexander Freshman of the Year Award Watch list.

## DEFENSE ACTIVE CAREER LEADERS

### Tackles

133*	Jalen Stroman
123	Drayk Bowen
94	Adon Shuler
88	Jordan Botelho
87	Jaiden Ausberry
86	Jaylen Sneed
66	Gabriel Rubio
65	Kyngstonn Viliamu-Asa
60	Leonard Moore
58*	Jared Dawson
57	Christian Gray
54	Joshua Burnham
53	Junior Tuihalamaka
52	Donovan Hinish

### Tackles for Loss

16.0	Jordan Botelho
13.5*	Jared Dawson
12.5	Boubacar Traore
11.0	Joshua Burnham
10.5	Jaylen Sneed
7.5	Jaiden Ausberry
7.0	Gabriel Rubio
7.0	Junior Tuihalamaka
6.0	Donovan Hinish
5.5	Drayk Bowen
4.5	Kyngstonn Viliamu-Asa

### Sacks (min. 3.0)

12.5	Jordan Botelho
9.5	Boubacar Traore
9.0*	Jared Dawson
6.0	Donovan Hinish
5.5	Jaylen Sneed
3.0	Joshua Burnham
3.0	Junior Tuihalamaka

### Interceptions

5	Christian Gray
5	Leonard Moore
4	Adon Shuler
3	Luke Talich
2	Kyngstonn Viliamu-Asa
1	Dallas Golden
1	Karson Hobbs
1	Tae Johnson
1	Boubacar Traore
1	Junior Tuihalamaka

### Forced Fumbles

4	Drayk Bowen
3	Leonard Moore
3	Jaylen Sneed
3	Boubacar Traore
2	Jaiden Ausberry
2*	Jared Dawson
2	Adon Shuler
2*	Jalen Stroman
1	Joshua Burnham
1	Christian Gray
1	Gabriel Rubio
1*	DeVonta Smith
1	Luke Talich

### Fumble Recoveries

2	Junior Tuihalamaka
1	Joshua Burnham
1	Adon Shuler
1	DeVonta Smith
1	Jaylen Sneed
1	Kyngstonn Viliamu-Asa

### Pick-Six

1	Christian Gray
1	Adon Shuler
1	Luke Talich
1	Boubacar Traore

### Fumble Recovery for Touchdown

1	Jaylen Sneed
---	--------------

### Blocked Punt Returned for Touchdown

1	Tae Johnson
---	-------------

\* transfer student-athlete includes stats from previous institution(s)



## THE DEFENSE

- Zackery IV** had a key pass breakup in the endzone to help the Irish shutout Arkansas in the second half of play. He registered the first start of his career in the Purdue game and key third-down pass breakup.
- Senior transfer **DeVonta Smith** and fellow Ohio native sophomore **Karson Hobbs** are set to complement the Irish secondary as options at nickel for the defense in 2025.
- Smith** came up with a fumble recovery late in the first half at Arkansas to set up a two-play scoring drive for a commanding halftime lead.

### SHULER SHUTTING IT DOWN

- Adon Shuler** has 94 tackles, seven pass breakups and four interceptions through 27 career games played.
- Shuler posted three tackles and an interception returned for 44 yards in a 36-7 win over NC State while helping the Irish hold the Wolfpack to just 233 yards of total offense.
- He posted both a third down stop and a fourth down stop against NC State. The third down stop forced a punt, which led to an Irish touchdown drive to put Notre Dame up 24-7. Then, the stop on fourth down came with his interception on the next drive, and led to a Notre Dame field goal extend the lead to 27-7.
- He led the Irish with a career-high nine tackles and added a pass breakup and a forced fumble, which the Irish recovered, in an emphatic road win at Arkansas.
- Shuler was named to *The Athletic* Freshman All-America First Team.
- He was the only member of the 2024 Irish defense to record an interception, a fumble recovery and a forced fumble during the season. He added a blocked kick and had five pass breakups.
- Shuler led the team in tackles with eight in the 23-10 quarterfinal win over Georgia. He posted a pass breakup while his play of the day came as he forced a Georgia fumble at Notre Dame's 10-yard line to give Notre Dame possession near the end of the first quarter and save a possible score.
- In the 35-14 win over Virginia, Shuler snagged his third interception of the season and returned it 46 yards to the Virginia two-yard line, setting Notre Dame up for a touchdown on the next play.
- He started every game for the Irish at safety in 2024 and posted three interceptions with 94 yards in returns, including a pick-six to seal the 31-13 victory at Georgia Tech.

### SECONDARY STRENGTH

- Tae Johnson** has emerged as lock-down defender. Johnson has 19 tackles and an interception with two PBUs in 2025.
- He has 22 tackles through eight games of his career.

- Johnson added a blocked punt return for a touchdown against Texas A&M.
- Jalen Stroman** made an immediate impact in his Irish debut by leading the team with nine tackles in the season-opener at Miami.
- Stroman led the Irish in tackles against Purdue and added a pass breakup.
- Stroman joined the Irish defense with 111 career tackles in just 36 games during his time at Virginia Tech.
- Stroman posted single-season highs in his junior year at Virginia Tech with 55 total tackles, two TFLs and a single-game high with 14 tackles against Purdue.

### READY FOR MOORE

- Leonard Moore** exploded onto the scene a season ago. He was named the 2024 FWAA Freshman Defensive Player of the Year and the College Football Network Freshman Cornerback of the Year, as well as being named to the Freshman All-America teams for FWAA, ESPN, *The Athletic* (First Team), Pro Football Focus, the College Football Network and the 247Sports True Freshman All-America Team.
- Moore continues to add to his growing list of accolades as he has been named to the Midseason All-America First Team lists by Sporting News, Sports Illustrated, *The Athletic* and CBS Sports.
- He was named to the Preseason All-America First Team lists by Walter Camp, Sporting News, the Associated Press, *The Athletic*, ESPN, CBS Sports, Athlon Sports and Phil Steele.
- He is on the watch lists for the Bronko Nagurski Trophy, the Chuck Bednarik Award and the Paycom Jim Thorpe Award.
- He became the first Irish player since 2023 to record multiple interceptions with two in the win over Boise State. He added a force fumble and six tackles in the victory.
- He was named as both the Walter Camp FBS Defensive Player of the Week and Thorpe Award Defensive Player of the Week on Oct. 7.
- Moore hauled in the third interception of his career in the contest against Texas A&M.
- Moore totaled 48 tackles, including 2.0 TFL, 11 pass breakups, two forced fumbles and a QB hurry in his first season with the Irish.
- Ranked as the top cornerback ahead of the 2025 season by Pro Football Focus, his 11 pass breakups led the Irish squad in 2024 and he allowed just 16 catches across 42 targets a season ago.
- Moore made a statement in the 23-10 Quarterfinal win over Georgia, totaling five tackles, two pass breakups and a TFL.
- In the 27-17 CFP First Round win over Indiana, Moore allowed just one catch for a 39.6 opposing passer rating, according to Pro Football Focus.

## DEFENSE NOTRE DAME RECORDS

### Tackles - Season

187	Bob Crable	1979
167	Bob Crable	1981
160	Steve Heimkreiter	1978
154	Bob Crable	1980
152	Bob Golic	1978

### Tackles For Loss - Season

28	Ross Browner	1976
19	Justin Tuck	2003
19	Mike Gann	1984
19	Jim Stock	1974
18	Anthony Weaver	2001
18	Ross Browner	1977

### Tackles For Loss - Season

61	Ross Browner	1973, 1975-77
44.5	Kory Minor	1995-98
43	Justin Tuck	2002-04
42	Anthony Weaver	1998-2001
40	Victor Abriamiri	2003-06
40	Walt Patulski	1969-71

### Sacks\* - Season

14.5	Ross Browner	1976
13.5	Justin Tuck	2003
12.0	Stephon Tuitt	2012
12.0	Ross Browner	1977
11.0	Isaiah Foskey	2022 & 2021
11.0	Frank Stams	1988

### Interceptions - Season

10	Mike Townsend	1972
9	Tom MacDonald	1962
8	Todd Lyght	1989
8	Tony Carey	1964
8	Angelo Bertelli	1942

### Forced Fumbles - Season

6	Isaiah Foskey	2021
4	Tony Furjanic	1983
3	30 players tied	
	Most recent - Gilman, Kareem, Ogundeji	2019

### Fumble Recoveries - Season

7	Cedric Figaro	1986
5	Steve Lawrence	1985
5	Jim Browner	1977
5	Jim Musuraca	1971
5	Mike Gann	1984
5	Dave Flood	1952
5	Don Penza	1953

### Pick-Sixes - Season

2	Jack Kiser	2021
2	Julian Love	2017
2	Tom Zbikowski	2005
2	Shane Walton	2002
2	Allen Rossum	1995
2	Dave Waymer	1979
2	Bobby Leopold	1977
2	Randy Harrison	1974
2	Tom Schoen	1966

The NCAA did not accept quarterback sacks as an official statistic until 2000. Recent game play-by-play research has allowed the Notre Dame Football Record Book to expand its sack records to include all defensive players from 1973 through the current season.

## THE DEFENSE

- Moore recorded five pass breakups in the 49-35 victory at USC, tied for the second-most pass breakups in a single game by any FBS player this season, and the only freshman in the country to achieve the feat in 2024.
- In the 35-14 win over Virginia, Moore snagged an interception which led to an Irish touchdown drive, adding a quarterback hurry and three tackles.
- In his third-career start in the 51-14 win at No. 24 Navy, Moore snagged his first-career interception on fourth down to cement an Irish victory.
- Moore shone in his second-career start, leading the Irish secondary with seven tackles and being the key playmaker on the defining drive of the 31-13 win at Georgia Tech as he posted a TFL (-16 yards) and two pass breakups. Earlier in the contest, he had a pair of stops on third and fourth down to force Georgia Tech into a turnover on downs to preserve an Irish lead at the half. He led the team with seven tackles in the win.
- Moore made a statement in his first-career start in Notre Dame's 31-24 win over No. 15 Louisville. He led the entire defense with seven tackles (six solo), forcing a fumble to return possession to the Irish and leading to a Notre Dame touchdown to take the lead.

### GAME-CHANGING GRAY-TNESS

- **Christian Gray** started 15 games in 2024, totaling 35 tackles, three interceptions (including a pick-six returned 99 yards), nine pass breakups, 2.5 TFL and a forced fumble.
- He collected the fifth interception of his career in Notre Dame's win over Purdue.
- Gray's pick in the fourth quarter of the Orange Bowl vs. Penn State gave Notre Dame possession to then kick a game-winning field goal, becoming one of the defining moments of the Notre Dame season through the playoffs.
- Gray helped seal the 49-35 win at USC with a pick six, as pick-sixes on two-consecutive USC drives closed the game. Gray took a 99-yard interception for a score, and S Xavier Watts followed it up with a 100-yard pick-six on the very next USC drive.
- Against Miami (OH), he had a pass breakup in the first quarter, allowing the Irish to intercept the pass. Later in the contest, he recorded his first interception of the season to set up a scoring drive in the third quarter.
- Gray was tied with Adon Shuler for second on the squad in 2024 for the team lead in interceptions with three.
- Gray leads all returning players for the Irish in 2025 in career interceptions with five.
- He finished the season third on the team in total pass breakups (9), trailing only All-American teammates Leonard Moore (11) and Xavier Watts (10).

## THE OFFENSE

### READY TO ROCK

- Offensive coordinator Mike Denbrock, a 2023 Broyles Award Finalist, proved why he has been a key to several successful offenses. Under Denbrock's guidance, the Irish offense continues to be among the nation's best.
- Notre Dame ranks fifth in the country in passing yards per completion (15.41), eighth in both team passing efficiency (176.62) and turnover margin (1.00), 14th in scoring offense (40.0), and 20th in third-down conversion percentage (0.493).
- With 45 rushing touchdowns in 2024, the Irish led all Power 4 teams and ranked third among all FBS programs in rushing touchdowns a season ago.
- Four Notre Dame players posted a rush of 50 or more yards in the 2024 regular season (Love, Price, Williams and Leonard), tied for the most among all FBS teams.
- In 2024, Notre Dame ranked fifth in turnover margin (1.13), eighth in fourth-down success rate (0.733), ninth in first downs (326), 10th in scoring offense (36.1), 13th in completion percentage (0.665), and 19th in rushing offense (200.9).
- Quarterback Riley Leonard and tight end Mitchell Evans were both selected in the 2025 NFL Draft, which paves the way for new starters at both positions this fall.

### OFFENSIVE LINE

- The Irish offensive line was named to the Joe Moore Award Midseason Honor Roll as the unit continues to be among the nation's best in 2025. Juniors **Ashton Craig**, **Aamil Wagner** and **Billy Schrauth**, sophomore **Anthonie Knapp** and freshman **Guerby Lambert** have all been contributors to the offensive success this fall. **Joe Otting** is poised to make his first career start against USC. Sophomore **Sullivan Absher** will help round out the line while **Charles Jagusah** continues to work to return from injury.
- **Craig, Wagner** and **Schrauth** have all drawn attention from national award committees ahead of the 2025 campaign. Craig was named to the Rimington Trophy Watch List, which honors the most outstanding center in Division I college football. Wagner and Schrauth were both named to the Outland Trophy Watch List, which recognizes commitment to community service and leadership off the field.
- **Schrauth** also was named to the Lombardi Award Midseason Watch List after getting the nod for the Lombardi Award Watch List earlier this fall. The award honors the nation's outstanding lineman who best epitomizes the values of leadership, courage, performance and discipline on and off the field.

- **Wagner** has been selected to the Allstate Wuerffel Trophy Watch List, which recognizes college football players from across the Football Bowl Subdivision who exemplify community service, academic excellence and athletic achievement. He is also a Jason Witten Collegiate Man of the Year Semifinalist and a nominee for the 2025 Allstate AFCA Good Works Team.
- The Irish offensive line dominated in the win over Arkansas, as Notre Dame rolled to 641 yards of total offense, the most by any FBS team that weekend.
- The 420 total yards in the first half at Arkansas were the most in a first half for Notre Dame since 2018, and the 42 points in the first half tie for the third-most in program history. The 641 total yards are the most for Notre Dame since 2017.
- The offensive line paved the way for a 535-yard offensive performance in the 56-30 win over Purdue. The Irish muscled their way to 254 rushing yards and five rushing touchdowns, with 281 passing yards and two passing touchdowns on the evening.

### QUARTERBACKS

- Freshman **CJ Carr** was named as the starter for the season opener on August 19. **Carr** and sophomore **Kenny Minchey** both have the tools to contribute to as quarterbacks for the Irish.
- CJ Carr ranks second in the nation in passing yards per completion (15.45), third in yards per pass attempt (10.27), seventh in passing efficiency (176.0), 18th in passing touchdowns (13), 18th in passing yards per game (270.3) and 20th in passing yards (1,622).
- He leads all freshman players in passing yards (1,622) and is tied for the lead among all freshmen in touchdowns (13).
- Carr threw for 342 yards in the win over NC State - his second 300+ yard passing game of the season - to become the first Irish QB since Jack Coan in 2021 to throw for 300+ yards in multiple games of a season.
- Carr's 1,622 passing yards in 2025 are the most for an Irish QB in a season's first six games since Everett Golson passed for 1,683 yards in the first six contests of the 2014 season.
- Carr completed 15 passes for 189 yards and two touchdowns with no interceptions in a win over Boise State. He also rushed three times for a total of 25 yards.
- Carr was named a midseason addition to the Shaun Alexander Freshman of the Year Watch List on Oct. 7.
- Carr threw for a career-high 354 yards and four touchdowns at Arkansas to surpass 1,000 passing yards on the season, needing just four games to reach the milestone. His 294 passing yards in the first half were the third-most in program history for the first half and the most since 2008.



## THE OFFENSE

- He was named to the Davey O'Brien Great 8 for Week 5 of the college football season on Sept. 29 and is on the Davey O'Brien Award Midseason Watch List.
- He was also named as a Manning Star of the Week on Sept. 29 for his performance at Arkansas.
- Carr leads all freshmen nationally in yards per attempt (10.49 - fifth among all FBS players), yards per completion (15.37 - sixth among all FBS players), passing efficiency (181.1 - 10th among all FBS players), and passing yards per game (272.8 - 20th among all FBS players).
- Carr was a model of efficiency against Purdue with 10 completions on 12 attempts with 223 yards and two touchdowns. His 245.7 passing yards per game ranks third among FBS freshmen quarterbacks.
- In the game against Texas A&M, Carr threw for a career-high 293 yards in his first home start - the most in a first home start effort since Terry Hanratty threw for 304 yards and three touchdowns as a sophomore in a 26-16 win over Purdue on September 24, 1966.
- At Miami in his first career start, Carr threw for 221 yards and two TDs while running for 16 yards and a TD. He is the first Irish QB to have at least one passing TD and one rushing TD in his first start since Brandon Wimbush in 2017.
- Over the first two weeks of the season (Weeks 0 and 1), there were four matchups featuring two ranked teams. Out of those four matchups, Carr led all freshmen in passing yards (221 yards ranked third overall out of the eight QBs, leaders tied at 230 yards), and tied for the lead among all eight quarterbacks in passing touchdowns (2).
- Carr made his debut in an Irish uniform in a decisive Irish win over Purdue in 2024.
- **Kenny Minchey** has gone a combined 8 of 9 on passes with 95 yards in a pair of appearances against Purdue and Arkansas.
- Minchey has 101 all-purpose yards with a 177.6 passing efficiency.

## TIGHT ENDS

- The moniker of "Tight End U" is warranted for the Notre Dame football program as each starting TE for the Irish since 2004 has gone on to make an NFL roster.
- Senior **Eli Raridon** saw playing time in each of the team's 16 games a year ago. Junior **Cooper Flanagan** is on pace to return from an injury while junior transfer **Ty Washington** and freshman **Jack Larsen** give the Irish several options at tight end.
- **Eli Raridon** has established himself as one of the nation's top tight ends this season, ranking fourth among all FBS tight ends in yards per reception (17.1), fifth in total yards (342), and fifth in yards per game (57.0).
- Raridon caught seven passes for 109 yards against NC State, marking career-highs in both categories.
- With his 85-yard effort against Texas A&M, Raridon had the third-most receiving yards of any FBS tight end during the weekend.
- Raridon pulled in a career-best 65-yard reception to set up a touchdown for the Irish in the fourth quarter at Miami. He finished the night with new career-high marks in receptions (5) and receiving yards (97) in a game.
- Raridon competed in all 16 games of the 2024 season for the Irish and pulled in a pair of TD receptions on the season (Stanford, USC). The senior also proved to be a sure-handed target on third downs for the Irish a season ago, including a catch to sustain a scoring drive in the CFP First Round win over Indiana.

## WIDE RECEIVERS

- The wide receiver room is led by a quartet of players with a wealth of playing experience. Senior transfers **Malachi Fields** and **Will Pauling** each join the Notre Dame sideline in 2025 with more than 120 career receptions and 1,000 career receiving yards apiece. **Jaden Greathouse** and **Jordan Faison**, meanwhile, both were key contributors to an Irish run in the CFP postseason run a year ago.



## OFFENSE ACTIVE CAREER LEADERS

### Rushing Yards

2,040	Jeremiah Love
1,440	Jadarian Price
486	Tyler Buchner
249	Aneyas Williams
200	Gi'Bran Payne
116	Kedren Young#
33	Nolan James Jr.

### Rushing Touchdowns

26	Jeremiah Love
17	Jadarian Price
3	Aneyas Williams
2	Gi'Bran Payne
1*	Jake Tafelski
1	Kedren Young#
1	CJ Carr

### Receptions

147*	Malachi Fields
142*	Will Pauling
78	Jordan Faison
64	Jaden Greathouse
50	Jeremiah Love
36	Eli Raridon

### Receiving Yards

2,188*	Malachi Fields
1,615*	Will Pauling
1,054	Jordan Faison
930	Jaden Greathouse
474	Jeremiah Love
483	Eli Raridon

### Receiving Touchdowns

13*	Malachi Fields
12*	Will Pauling
9	Jaden Greathouse
7	Jordan Faison
6	Jeremiah Love
4*	Ty Washington
3	Cooper Flanagan
3	Eli Raridon
2	Gi'Bran Payne
2	Jadarian Price
1	Micah Gilbert
1	KK Smith

### All-Purpose Yards (min. 200 yds)

2,556	Jeremiah Love
2,182*	Malachi Fields
2,121	Jadarian Price
1,622*	Will Pauling
1,250	Jordan Faison
910	Jaden Greathouse
434	Aneyas Williams
483	Eli Raridon
299	Gi'Bran Payne
231*	Ty Washington

### All-Purpose Yards Per Game Average

73.0	Jeremiah Love
60.6	Jadarian Price
52.0*	Malachi Fields
48.1	Jordan Faison
38.6*	Will Pauling
29.4	Jaden Greathouse
21.7	Aneyas Williams
14.2	Eli Raridon
13.6	Gi'Bran Payne
8.9*	Ty Washington

\* transfer student-athlete includes stats from previous institution(s)



## THE OFFENSE

- Freshman **Micah Gilbert** and sophomore **KK Smith** have made added to the arsenal of receivers throughout fall camp and will be in the mix for the Irish in 2025.
- Gilbert** put the Irish on the scoreboard with his first TD reception of his career at Miami.

### FIELDS OF GOLD

- Joining the Irish roster in 2025 after four seasons at Virginia, **Malachi Fields** has established himself as one of the best wide outs in college football and was named to the 2025 Biletnikoff Award Watch List.
- A 2025 Phil Steele Preseason All-America Fourth Team selection, Fields has 147 career receptions for 2,188 yards and 13 touchdowns.
- His 147 career receptions is tied for 21st among active FBS players for total career receptions.
- Through five games with the Irish, Fields has 319 yards receiving on 17 catches. He is averaging 18.8 yards per catch.
- Fields was on the receiving end of a fake punt turned pass on fourth down for a 40-yard reception at Arkansas.
- Fields pulled in the longest reception of his career – a 66-yard touchdown – on the first play from scrimmage for the Irish against Purdue.
- Fields is riding a 33-game streak of consecutive games with a reception, which puts him in the top eight of active players in all of FBS.

### WILL POWER

- Will Pauling** joined the Irish roster in 2025 after two seasons at both Cincinnati and Wisconsin.
- Pauling collected a receiving TD against NC State a week after he pulled in a receiving touchdown and a two-point conversion against Boise State.
- Pauling recorded his first receiving touchdown of his Notre Dame career in the win at Arkansas.
- With 42 games under his belt, Pauling has amassed 142 receptions for 1,615 yards and 12 touchdowns in his career.
- He is tied for 26th among active FBS players for total career receptions.

### GREAT HOUSEHOLD NAME

- Jaden Greathouse** would not be denied as he turned in a career performance in the national title game, recording six receptions for 128 receiving yards and two touchdowns.
- Greathouse made a major statement in the 27-24 Semifinal win over Penn State in the Orange Bowl, hauling in seven receptions for 105 yards and a touchdown. His touchdown was a 54 yard jaunt on which he shook two defenders and tied the game.

- He led Irish receivers in the 52-3 victory over Florida State, catching five passes for 66 yards. Greathouse was responsible for three of his Notre Dame's five third-down conversions.
- Greathouse became the first Irish player since Javon McKinley in 2020 to have consecutive games with 100+ receiving yards.

### THE FAISON IMPACT ON ALL PHASES

- Jordan Faison** has continued to make big plays for the Irish in receiving, punt coverage and kick returns.
- Faison led the Irish with six receptions and 83 yards in the win over Boise State.
- He led the Irish at Arkansas with seven receptions for 89 yards, and adding one pass on a fake punt for 40 yards. He accounted for six first downs on the day.
- The completed pass on the fake punt was the first pass completion from scrimmage as Faison also threw a two-point conversion in the 2025 CFP National Championship game.
- Faison registered 105 receiving yards and a touchdown with five catches in the win over Purdue for the second 100+ yard receiving game of his career.
- He was named as the Burlsworth Trophy Walk-On of the Week for his performance against Purdue.
- Faison was also named the Burlsworth Trophy Walk-On of the Week in the 2024 season for his impact on offense and on special teams in the 31-24 win over No. 15 Louisville.

## RUNNING BACKS

- The Irish return what is arguably the best one-two punch in the backfield with juniors **Jeremiyah Love** and **Jadarian Price**. The duo was among the top in all of FBS a season ago as the pair both averaged over 6.0 yards per carry. Notre Dame was one of just two teams with two players in the Top 25 (Love ninth, Price 24th) in 2024, and the Irish were the only team with two running backs in the Top 25. (*see page 22 for more on Love and Price*)
- The running back room depth continues with sophomore **Aneyas Williams**, who proved to be one of the best third-down threats both rushing and receiving, junior **Gi'Bran Payne** and freshman **Nolan James Jr.**

### LOVE IS A MANY-SPLENDORED THING

- Jeremiyah Love** entered the season as a preseason All-America First Team selection by Walter Camp, Sporting News, the Associated Press, *The Athletic*, ESPN, CBS Sports, Athlon Sports and Phil Steele.

## OFFENSE NOTRE DAME RECORDS

### Rushing Yards - Season

1,437	Vagas Ferguson	1979
1,430	Josh Adams	2017
1,394	Allen Pinkett	1983
1,343	Reggie Brooks	1992
1,341	Audric Estimé	2023

### Rushing Attempts - Season

301	Vagas Ferguson	1979
275	Allen Pinkett	1984
264	Autry Denson	1997
261	Ryan Grant	2002
255	Darius Walker	2006
255	Allen Pinkett	1985

### Rushing Yards Per Game - Season

130.6	Vagas Ferguson	1979
126.7	Allen Pinkett	1983
122.1	Reggie Brooks	1992
117.4	Phil Carter	1980
111.8	Audric Estimé	2023

### Rushing Touchdowns - Season

18	Audric Estimé	2023
17	Riley Leonard	2024
17	Jeremiyah Love	2024
17	Allen Pinkett	1984
17	Vagas Ferguson	1979

### Receiving Yards - Season

1,496	Golden Tate	2009
1,258	Will Fuller	2015
1,249	Jeff Samardzija	2005
1,149	Maurice Stovall	2005
1,147	Michael Floyd	2011

### Receptions - Season

100	Michael Floyd	2011
93	Golden Tate	2009
79	Michael Floyd	2010
78	Jeff Samardzija	2006
77	Jeff Samardzija	2005
77	Tome Gatewood	1970

### Receiving Yards Per Game - Season

124.7	Golden Tate	2009
123.1	Jim Seymour	1966
113.6	Michael Floyd	2009
112.3	Tom Gatewood	1970
104.1	Jeff Samardzija	2005

### Touchdown Receptions - Season

15	Will Fuller	2015
15	Golden Tate	2009
15	Rhema McKnight	2006
15	Jeff Samardzija	2005
14	Will Fuller	2014

### Passing Yards - Season

3,919	Brady Quinn	2005
3,722	Jimmy Clausen	2009
3,445	Everett Golson	2014
3,426	Brady Quinn	2006
3,257	Tommy Rees	2013

### Passing Yards Per Game - Season

326.6	Brady Quinn	2005
310.2	Jimmy Clausen	2009
265.0	Everett Golson	2014
263.5	Brady Quinn	2006
250.5	Tommy Rees	2013

THE OFFENSE

- He was named to the Midseason First Team All-America list by Sports Illustrated.
- Love also earned a spot on the Maxwell Award Watch List, Walter Camp Player of the Year Watch List and Doak Walker Award Preseason List.
- With 86 rushing yards against NC State, he crossed the 2,000-career rushing yard threshold, becoming the fourth-fastest player in program history to do so, and the second fastest Notre Dame player to achieve the feat in the modern era.
- His two-touchdown performance gave Love 32 career TDs and 26 career rushing TDs in an Irish uniform - both of which put him in the top ten all-time in program history for total and rushing career touchdowns.
- Love posted a four-yard rushing touchdown for the 30th TD of his career while registering the seventh 100+ yard rushing game of his career in the win over Boise State.
- He scored two rushing and two receiving touchdowns in the first half of the win at Arkansas, becoming the first Notre Dame player in the last 30 years to find the endzone four times in a single half.
- With a rushing and receiving TD in the first quarter at Arkansas, Love became the first Irish player since Kyren Williams against North Carolina in 2020 posted a rushing and receiving TD in the opening quarter of the game.
- Love's four TDs were the most by any FBS player on the weekend, and he was one of only two FBS players to amass four TDs in a half in 2025.
- Love posted a career-high 157 rushing yards and added a pair of touchdowns in the Purdue win. He averaged 8.3 yards per carry, needing just 19 touches to establish his new career-high mark. Love was the only FBS player to both total 157 or more rushing yards and score a touchdown against a Power 4 opponent that weekend.
- Love showcased his rushing and receiving in a major way against Texas A&M as he totaled 94 rushing yards with a rushing touchdown and added 53 receiving yards and a touchdown reception. He was the only running back of the weekend with a rushing touchdown, a receiving touchdown, more than 65 rushing yards and more than 52 receiving yards.
- Love was key in Notre Dame's battle to the final plays with Texas A&M, which included being responsible for 63 yards of a 75-yard touchdown drive that culminated in Love making a one-handed grab for a touchdown.
- Love was responsible for seven of Notre Dame's 23 first downs on the evening against Texas A&M.
- The St. Louis, Missouri product ran for 1,125 yards and averaged 6.9 yards per carry in 2024 with 17 rushing touchdowns. He added 237 receiving yards with two touchdowns to amass 1,362 total yards and 19 touchdowns.

- Ranked as the top running back ahead of the 2025 season by Pro Football Focus, he was rated as the second-most valuable running back in college football in 2024 by PFF and had a 38 percent forced missed tackle rate.

THE PRICE IS RIGHT

- **Jadarian Price** came into the 2025 season as a Doak Walker Award Preseason candidate after an impactful 2024 season.
- Among all FBS players, Price ranks fifth in total touchdowns (9), 12th in yards per carry (6.7) and 17th in rushing touchdowns (7). Among all players with a kickoff return touchdown this season, he ranks first in total touchdowns from scrimmage (8) and first in total offensive yards (422).
- Price broke through contact from five different defenders to rumble for a 49-yard touchdown run, cementing a win over Boise State.
- Price posted his third-consecutive multi-touchdown game of the season with a rushing TD and a receiving TD in the victory at Arkansas. He finished the game with 121 all-purpose yards - 86 rushing and 35 receiving.
- It was the first game of his career with both a rushing and receiving touchdown in the same contest.
- Against Purdue, Price had 142 yards on kickoff returns and 74 rushing yards for four touchdowns, marking the most TDs for an Irish player since 2023. was the only FBS player this weekend to total four touchdowns across different phases.
- He was named Honorable Mention Earl Campbell Tyler Rose Player of the Week for his Purdue performance.
- Price registered the second game of his career with two rushing touchdowns in Notre Dame's contest against Texas A&M.
- He had 746 yards on 120 carries to average 6.2 yards per rush with seven TDs in 2024.
- In 2024, Price had a career-high 111 yards on 12 carries with a touchdown in a win at Southern Cal.

WHERE THERE'S A WILL, THERE'S A WAY

- **Aneyas Williams** joins teammates Jeremiyah Love and Jadarian Price as a 2025 Doak Walker Award Preseason candidate.
- A dual threat both running and receiving for the Irish in his freshman season, Williams complements the Notre Dame running back room.
- He was a key part of the team's Orange Bowl victory over No. 6 Penn State in the CFP Semifinal a season ago with five receptions for 66 yards and two carries for 17 yards.
- Williams had a pair of third-down conversions in the CFP First Round home victory over No. 10 Indiana.

OFFENSE  
NOTRE DAME RECORDS

Touchdown Passes - Season

37	Brady Quinn	2006
34	Ian Book	2019
32	Brady Quinn	2005
29	Everett Golson	2014
28	Jimmy Clausen	2009
27	Tommy Rees	2013
26	DeShone Kizer	2016
25	Jack Coan	2021
25	Jimmy Clausen	2008
24	Sam Hartman	2023
22	Drew Pyne	2022

Touchdowns - Season

20	Jerome Bettis	1991
19	Jeremiyah Love	2024
18	Audric Estimé	2023
18	Golden Tate	2009
18	Allen Pinkett	1984
18	Allen Pinkett	1983
17	Riley Leonard	2024
17	Kyren Williams	2021
17	Vegas Ferguson	1979
16	Bill Downs	1905
15	Will Fuller	2014
15	Rhema McKnight	2006
15	Jeff Samardzija	2005
15	Autry Denson	2005
15	Louis (Red) Salmon	1903

Points Responsible - Season

234	Brady Quinn (2 rush/37 pass TD)	2006
228	Ian Book (4 rush/34 pass TD)	2019
226	Everett Golson (8 rush/29 pass TD, 2 2pt)	2014
204	DeShone Kizer (8 rush/26 pass TD)	2016
198	Brady Quinn (1 rush/32 pass TD)	2005
188	DeShone Kizer (10 rush/21 pass TD, 1 2pt)	2016
186	Jimmy Clausen (3 rush/28 pass TD)	2009
182	Brandon Wimbush (14 rush/16 pass TD, 1 2pt)	2017
162	Jack Coan (2 rush/25 pass TD)	2021
162	Tommy Rees (27 pass TD)	2013
162	Rick Mirer (9 rush/18 pas TD)	1991

Points Scored - Season

120	Jerome Bettis (20 TD)	1991
116	Jeremiyah Love (19 TD, 2 2pt conv.)	2024
110	Allen Pinkett (18 TD, 2 2pt conv.)	1983
108	Audric Estimé (18 TD)	2023
108	Jonathan Doerer (57 PAT, 17 FG)	2019
108	Golden Tate (18 TD)	2009
108	Allen Pinkett (18 TD)	1984
106	Spencer Shrader (61 PAT, 15 FG)	2023
105	Louis (Red) Salmon (15 TD, 30 PAT)	1903
104	Kyren Williams (17 TD)	2021
102	Vagas Ferguson (17 TD)	1979
100	Jonathan Doerer (52 PAT, 16 FG)	2021

Total Offense Yards - Season

4,009	Brady Quinn (3,919 pass/90 rush)	2005
3,767	Riley Leonard (2,861 pass/906 rush)	2024
3,728	Everett Golson (3,445 pass/283 rush)	2014
3,627	Jimmy Clausen (3,722 pass/-95 rush)	2009
3,580	Ian Book (3,034 pass/546 rush)	2019
3,497	Brady Quinn (3,426 pass/71 rush)	2006
3,404	DeShone Kizer (2,884 pass/520 rush)	2015
3,397	DeShone Kizer (2,925 pass/472 rush)	2016
3,315	Ian Book (2,830 pass/485 rush)	2020
3,217	Jarious Jackson (2,753 pass/464 rush)	1999
3,201	Tommy Rees (3,257 pass/-56 rush)	2013

## DYNAMIC DUO

- The running back duo of Jeremiah Love and Jadarian Price are an unmatched one-two punch among FBS programs.
- Notre Dame is the only program with two running backs who have more than 420 rushing yards on the season (Love 530, Price 422).
- Through six games, Love has eight rushing touchdowns with three receiving touchdowns while Price has seven rushing TDS, one receiving TD and a kickoff return touchdown.
- No other FBS program has two players with seven or more touchdowns this season.
- The Irish have posted 10 wins in 11 games when Love and Price have both scored at least one touchdown in the same game:
  - W, 56-3 vs Tennessee State - Sept. 3, 2023
  - W, 23-14 at Texas A&M - Aug. 31, 2024
  - W, 66-7 at Purdue - Sept. 14, 2024
  - W, 49-7 vs Stanford - Oct. 12, 2024
  - W, 52-3 vs Florida State - Nov. 9, 2024
  - W, 49-14 vs Army - Nov. 23, 2024
  - W, 49-35 at USC - Nov. 30, 2024
  - L, 40-41 vs Texas A&M - Sept. 13, 2025
  - W, 56-30 vs Purdue - Sept. 20, 2025
  - W, 56-13 at Arkansas - Sept. 27, 2025
  - W, 28-7 vs Boise State - Oct. 4, 2025
- In 2024, Love set the Notre Dame record for most consecutive games with a rushing touchdown and most consecutive games to start a season with a touchdown with 13. That mark surpassed Wayne Bullock's mark of 11 consecutive games with a rushing touchdown, which spanned from 1973-74 while also breaking Autry Denson's record of 10-straight games to open a season with a rushing TD set in 1998.
- Love was the only FBS player to score a rushing TD in every regular season game in the 2024 season.
- Love had five games in 2024 with 100+ rushing yards - at Purdue (109), vs Navy (102), vs Virginia (137), vs Army (130) and vs Indiana (108).
- Jadarian Price had 746 yards on 120 carries to average 6.2 yards per rush with seven TDs in 2024.
- Price had a career-high 111 yards on 12 carries with a touchdown in a win at Southern Cal for the first 100+ yard rushing game of his career.
- Earlier in the 2024 season, he posted his first multi-touchdown game of his career with a pair of TDs on 10 carries in a victory over No. 18 Army.
- The pair have combined for 13 instances of at least 100 all-purpose yards in the past two seasons.
  - Jeremiah Love - 127 at Purdue (9/14/24)
  - Jeremiah Love - 100 vs Navy (10/26/24)
  - Jeremiah Love - 139 vs Virginia (11/16/24)
  - Jeremiah Love - 136 vs Army (11/23/24)
  - Jeremiah Love - 137 at USC (11/30/24)
  - Jadardian Price - 110 at USC (11/30/24)
  - Jeremiah Love - 126 vs Indiana (12/20/24)
  - Jeremiah Love - 147 vs Texas A&M (9/13/25)
  - Jeremiah Love - 157 vs Purdue (9/20/25)
  - Jadarian Price - 216 vs Purdue (9/20/25)
  - Jeremiah Love - 127 at Arkansas (9/27/25)
  - Jadarian Price - 121 at Arkansas (9/27/25)
  - Jeremiah Love - 114 vs Boise State (10/4/25)



**JEREMIAH LOVE**



**JADARIAN PRICE**

## RUNNING BACKS NOTRE DAME RECORDS

### Running Back Receptions - Season

56	Darius Walker	2006
50	Armando Allen	2008
43	Darius Walker	2005
42	Kyren Williams	2021
37	Bob Gladieux	1968
36	Theo Riddick	2012
35	Kyren Williams	2020
30	Autry Denson	1997
29	Joe Heap	1952
28	Jeremiah Love	2024
28	Armando Allen	2009
28	Allen Pinkett	1983

### Running Back Receiving Yards - Season

442	Bob Gladieux	1968
442	Jim Morse	1956
424	Jim Morse	1955
407	Joe Heap	1952
391	Darius Walker	2006
370	Theo Riddick	2012
369	Joe Heap	1954
361	Marc Edwards	1995
359	Kyren Williams	2021
355	Armando Allen	2008

### Running Back Touchdown Receptions - Season

5	Joe Heap	1953
4	Coley O'Brien	1968
4	Bob Scarpitto	1959
3	Kyren Williams	2021
3	Tony Fisher	1995
3	Marc Edwards	1995
3	Ray Zellars	1993
3	Jim Morse	1955
3	Jim Morse	1954
3	<b>Jeremiah Love</b>	<b>2025</b>

### Running Back Touchdown Receptions - Career

7	Joe Heap	1951-54
7	Jim Morse	1951-54
6	<b>Jeremiah Love</b>	<b>2023-present</b>
6	Bob Gladieux	1966-68
5	Tony Fisher	1998-01
5	Marc Edwards	1993-96
5	Ray Zellars	1991-94
5	Bob Scarpitto	1958-60
4	Kyren Williams	2019-21
4	Coley O'Brien	1966-68
4	Rocky Bleier	1965-67
4	Nick Eddy	1964-66

### Rushing Attempts - Season

301	Vagas Ferguson	1979
275	Allen Pinkett	1984
264	Autry Denson	1997
261	Ryan Grant	2002
255	Darius Walker	2006
255	Allen Pinkett	1985
253	Darius Walker	2005
252	Allen Pinkett	1983
251	Autry Denson	1998
233	Al Hunter	1976



## SPECIAL TEAMS

### CREATING CHAOS

- Special teams coordinator Marty Biagi enters his third season with the Irish and continues to dial up the production and execution of all facets of special teams.
- For the second-consecutive year under Biagi, the Irish did not allow a punt to be blocked on the kicking side.
- The 2024 squad ranked first nationally (tied) in blocked kicks (6), second in blocked punts (3), and fifth in kickoff return defense (15.61).
- The Irish allowed just 4.15 yards per punt return a season ago to rank 15th among all FBS programs.
- The 2024 Irish set a new program record for defensive kick return average (15.6) and had the fourth-best defensive punt return average (4.15) in program history.

### KICKERS/PUNTERS

- Senior **James Rendell** and junior **Marcello Diomede** return for the Irish in 2025 while senior transfer **Noah Burnette** and freshman **Erik Schmidt** round out the kicking/punting responsibilities.
- Rendell** has nine punts for 405 yard to average 45.0 yards per punt in 2025. His longest punt on the season went for 55 yards.
- He served as the punter for the Irish a season ago. An Australian Football League player turned American football player, Rendell had 50 punts for 2,091 yards to average 48.1 yards per punt.
- Rendell placed 24 punts inside the 20-yard line and posted eight punts of 50+ yards with eight games with zero touchbacks in 2024.
- Schmidt** has converted 11 PATs in 2025 for the Irish. He was ranked as the No. 1 kicker in the nation by 247Sports Composite and was the No. 1 ranked punter in the country by Kohl's Kicking.
- Diomede** has taken 13 kickoffs of the 2025 season for the Irish and is averaging 64.8 yards per kickoff. He made four appearances in an Irish uniform and has a four PATs to his name. He added a kickoff a season ago for 55 yards.
- Burnette** has converted all 16 PATs attempted and has hit five field goals for the Irish in 2025. His 48-yd FG against NC State was the longest FG of his tenure in an Irish uniform to-date.
- He was named to the 2024 Lou Groza Award Preseason Watch List while competing as the kicker at North Carolina. He was a Lou Groza Star of the Week and ACC Specialist of the Week after connecting on all four FG attempts – including a 52-yard game-winning FG – against Minnesota.
- Burnette has connected on 54 field goals and 154 PATs over his career. He also has taken 63 kickoffs for 3,917 yards to average 62.2 yards per kickoff.

- Burnette was named as a Second-Team All-ACC selection at the conclusion of the 2023 season.

### KICK COVERAGE

- Sophomore **Loghan Thomas** registered the first blocked kick of his career against Texas A&M while freshman **Tae Johnson** collected the loose ball for a 20-yard touchdown return.
- Last season, the Irish wreaked havoc on punt and kick coverage, and **Bryce Young** led the way. Then a true freshman, he ranked second in the nation (tied) in blocked kicks with three on the year (two blocked field goals and a blocked punt). He was one of three players in the nation with three or more blocked kicks, and the only freshman. The other two were seniors.
- Adon Shuler**, **Jason Onye** and **Preston Zinter** each added a blocked kick in the 2024 season as the Irish notched six blocked kicks a year ago.
- Luke Talich** added a highlight reel-worthy tackle in coverage on punt coverage. The junior had an immediate hit for a tackle and a return of zero yards by Penn State in the third quarter of the Orange Bowl.

### KICK/PUNT RETURN

- Jordan Faison**, **Jeremiyah Love** and **Aneyas Williams** all reported for duty on the kickoff return line for the Irish in 2024. Faison registered a 43-yard kickoff return on a reverse in the Irish victory over Indiana in the College Football Playoff First Round.
- Love and Williams each posted a fair catch on the kickoff return line.
- Jadarian Price** continues to demonstrate his abilities on special teams as he returned a kickoff against Purdue 100 yards for a touchdown.
- Price had a 99-yard kick return against USC for a touchdown in the 2023 season.



## SPECIAL TEAMS NOTRE DAME RECORDS

### Longest Successful Field Goal

54	Spencer Shrader at Louisville	10-7-23
54	Spencer Shrader at NC State	9-9-23
53	Spencer Shrader at Louisville	10-7-23
53	Kyle Brindza vs Arizona State	10-5-13
53	Dave Reeve vs Pittsburgh	9-11-76

### Field Goals Made - Season

23 (of 31)	Kyle Brindza	2012
21 (of 28)	John Carney	1986
20 (of 26)	Kyle Brindza	2013
19 (of 22)	Mike Johnston	1982
18 (of 19)	David Ruffer	2010
18 (of 23)	Harry Oliver	1980

### Extra Points Made - Season

61 (of 62)	Spencer Shrader	2023
57 (of 57)	Jonathan Doerer	2019
55 (of 55)	Justin Yoon	2017
54 (of 54)	Mitch Jeter	2024
52 (of 53)	Jonathan Doerer	2021
52 (of 54)	D.J. Fitzpatrick	2005

### Longest Punt

79	Hunter Smith at Arizona State	10-10-98
77	Craig Hentrich vs Colorado (Orange Bowl)	1-1-91
75	Jon Sot at Ohio State	9-3-22
75	Blair Kiel at Michigan State	10-2-82
72	Jay Bramblett vs Wisconsin (Soldier Field)	9-25-21
71	Tyler Newsome vs Michigan State	9-17-16

### Punt Average - Season

45.4	Geoffrey Price	2006
45.1	Bryce McFerson	2023
44.9	Craig Hentrich	1990
44.7	Tyler Newsome	2018
44.6	Craig Hentrich	1989

### Punt Return Yards - Season

459	Nick Rassas	1965
447	Tom Schoen	1967
405	Frank Carideo	1929
401	Tim Brown	1987
392	Joey Getherall	2000

### Punt Return Touchdowns - Season

3	Allen Rossum	1996
3	Tim Brown	1987
3	Nick Rassas	1965
2	Tom Zbikowski	2005
2	Joey Getherall	2000
2	Ricky Watters	1988

### Kick Return Yards - Season

915	George Atkinson III	2011
849	Theo Riddick	2009
780	George Atkinson III	2013
761	Amir Carlisle	2014
725	C.J. Sanders	2016

### Kick Return Touchdowns - Season

2	C.J. Sanders	2016
2	George Atkinson III	2011
2	Allen Rossum	1997
2	Raghib Ismail	1989
2	Raghib Ismail	1988
2	Tim Brown	1986
2	Nick Eddy	1966
2	John Lattner	1953
2	Paul Castner	1922



GAME DAY AT A GLANCE

- Saturday evening will mark the 96th meeting between Notre Dame and USC. The series stands with a 52-38-5 Notre Dame advantage all-time.
- The Irish are 29-14-1 all-time at home against the Trojans.
- This weekend marks the first time in the Marcus Freeman era that the Irish have had three home games in consecutive weeks without a bye. The last such instance of three consecutive weekends with home games came in 2021 against USC (Oct. 23), North Carolina (Oct. 30) and Navy (Nov. 6).
- It is the fourth meeting between Marcus Freeman and Lincoln Riley as head coaches. The Irish are 2-1 against the Trojans under Freeman.
- The Irish took a 49-35 win against the Trojans at the LA Memorial Coliseum last season.
- The Notre Dame-USC matchup is the second-most played series in program history (96), trailing only Navy (97).
- Notre Dame is 318-170-22 against Big Ten teams and has gone 165-64-7 in home games against Big Ten opponents.
- The teams play for the Jeweled Shillelagh Trophy, a tradition which began in 1952. The Irish hold a 38-31-2 lead in the trophy series against the Trojans.
- The Jeweled Shillelagh Trophy is presented by the Notre Dame Club of Los Angeles. Notre Dame victories are marked by green-jeweled shamrocks while USC victories are marked by ruby-jeweled Trojan heads.
- Notre Dame has also played for two other Shillelagh trophies in their history, one with Northwestern and one with Purdue, the latter of which is still in use today.
- Notre Dame is 24-11-1 against USC in games at Notre Dame Stadium since the inception of the Jeweled Shillelagh Trophy.

SOUTHERN CAL (52-38-5)  
H: 29-14-1; A: 21-24-4; N: 2-0-0

Site	Year	Rank	Result	ND	Opp
Away	1926		W	13	12
Soldier Field, Chicago, IL	1927		W	7	6
Away	1928		L	14	27
Soldier Field, Chicago, IL	1929		W	13	12
Away	1930		W	27	0
Home	1931		L	14	16
Away	1932		L	0	13
Home	1933		L	0	19
Away	1934		W	14	0
Home	1935		W	20	13
Away	1936	9-	T	13	13
Home	1937	9-	W	13	6
Away	1938	1-8	L	0	13
Home	1939	7-4	L	12	20
Away	1940		W	10	6
Home	1941	4-	W	20	18
Away	1942	8-14	W	13	0
Home	1946	2-16	W	26	6
Away	1947	1-3	W	38	7
Away	1948	2-	T	14	14
Home	1949	1-17	W	32	0
Away	1950		L	7	9
Away	1951	-20	W	19	12
Home	1952	7-2	W	9	0
Away	1953	2-20	W	48	14
Home	1954	4-17	W	23	17
Away	1955	5-	L	20	42
Away	1956	-17	L	20	28
Home	1957	12-	W	40	12
Away	1958	18-	W	20	13
Home	1959	-7	W	16	6
Away	1960		W	17	0
Home	1961	8-	W	30	0
Away	1962	-1	L	0	25
Home	1963	-7	W	17	14
Away	1964	1-	L	17	20
Home	1965	7-4	W	28	7
Away	1966	1-10	W	51	0
Home	1967	5-1	L	7	24
Away	1968	9-2	T	21	21
Home	1969	11-3	T	14	14
Away	1970	4-	L	28	38
Home	1971	6-	L	14	28
Away	1972	10-1	L	23	45
Home	1973	8-6	W	23	14
Away	1974	5-6	L	24	55

Home	1975	14-3	L	17	24
Away	1976	13-3	L	13	17
Home	1977	11-5	W	49	19
Away	1978	8-3	L	25	27
Home	1979	9-4	L	23	42
Away	1980	2-17	L	3	20
Home	1981	-5	L	7	14
Away	1982	-17	L	13	17
Home	1983		W	27	6
Away	1984	-14	W	19	7
Home	1985		W	37	3
Away	1986	-17	W	38	37
Home	1987	10-	W	26	15
Away	1988	1-2	W	27	10
Home	1989	1-9	W	28	24
Away	1990	7-18	W	10	6
Home	1991	5-	W	24	20
Away	1992	5-19	W	31	23
Home	1993	2-	W	31	13
Away	1994	-17	T	17	17
Home	1995	17-5	W	38	10
Away	1996	10-	L (ot)	20	27
Home	1997		L	17	20
Away	1998	9-	L	0	10
Home	1999		W	25	24
Away	2000	11-	W	38	21
Home	2001		W	27	16
Away	2002	7-6	L	13	44
Home	2003	-5	L	14	45
Away	2004	-1	L	10	41
Home	2005	9-1	L	31	34
Away	2006	6-3	L	24	44
Home	2007	-13	L	0	38
Away	2008	-5	L	3	38
Home	2009	-6	L	27	34
Away	2010		W	20	16
Home	2011		L	17	31
Away	2012	1-	W*	22	13
Home	2013		W*	14	10
Away	2014		L	14	49
Home	2015	14-	W	41	31
Away	2016	-12	L	27	45
Home	2017	13-11	W	49	14
Away	2018	3-	W	24	17
Home	2019	9-	W	30	27
Home	2021	13-	W	31	16
Away	2022	13-5	L	27	38
Home	2023	21-10	W	48	20
Away	2024	5-	W	49	35

STATISTICAL COMPARISON

NATIONAL STATISTICAL RANKINGS		
	NOTRE DAME	USC
Rushing Offense	50th (172.7)	16th (226.5)
Passing Offense	19th (292.8)	2nd (325.8)
Total Offense	21st (465.5)	2nd (552.3)
Scoring Offense	14th (40.0)	3rd (45.5)
Rushing Defense	25th (106.2)	29th (108.5)
Passing Defense	102nd (245.3)	100th (243.7)
Total Defense	60th (351.5)	62nd (352.2)
Scoring Defense	47th (20.8)	51st (21.3)
Net Punting	26th (42.17)	57th (40.00)
Punt Returns	27th (12.20)	79th (8.00)
Kickoff Returns	6th (28.89)	96th (18.14)
Turnover Margin	8th (1.00)	29th (0.67)
Time of Possession	69th (29:54)	35th (31:28)

NOTRE DAME VS. BIG OPPONENTS

Illinois.....	11-0-1
Indiana.....	24-5-1
Iowa.....	13-8-3
Maryland.....	2-0-0
Michigan.....	18-25-1
Michigan State.....	49-29-1
Minnesota.....	4-0-1
Nebraska.....	7-8-1
Northwestern.....	38-9-2
Ohio State.....	2-7-0
Oregon.....	1-0-1
Penn State.....	10-9-1
Purdue.....	61-26-2
Rutgers.....	5-0-0
Southern California.....	52-38-5
UCLA.....	4-0-0
Washington.....	8-0-0
Wisconsin.....	9-6-2
Totals.....	318-170-22

CALIFORNIA CONNECTIONS

- Tyler Buchner (San Diego), Chance Tucker (Encino), Madden Faraimo (Oceanside), Logan Saldade (Gilroy), Kyngstonn Viliamu-Asa (Inland Empire), Isaiah Dunn (Santa Fe Springs), Junior Tuihalamaka (Granada Hills) and Cooper Flanagan (Pleasant Hill) all call the state of California home.

THE LAST TIME - USC

**LOS ANGELES, Calif. –** The University of Notre Dame football team outlasted Southern Cal 49-35 at the Los Angeles Memorial Coliseum to win its 10th game in a row and put the program in strong position to earn a spot in the College Football Playoff. A back-and-forth battle in the Greatest Intersectional Rivalry in college football was punctuated by two huge plays by the Notre Dame defense late in the game.

Sophomore cornerback Christian Gray picked off a pass at the one-yard line and returned it 99 yards to put his team ahead 42-28 with 3:39 remaining. Southern Cal drove down the field again, but the Irish defense stepped up yet again with a perfectly timed blitz that forced a desperation heave into the end zone that Xavier Watts picked off and returned 100 yards for another score.

That was 199 yards worth of interception returns in less than two minutes to seal a victory for Notre Dame and a perfect way to end the game for the Irish defense, which uncharacteristically gave up 557 yards and 360 passing yards to the Trojans.

On the offensive side of the ball, Notre Dame punted the ball only twice and put up over 400 yards of offense. Riley Leonard completed 17-of-22 passes for 155 yards and two touchdowns while adding 50 yards rushing along with Jadarian Price (112 yards) and Jeremiah Love (99 yards). The 259 rushing yards for Notre Dame are the most against Southern Cal since the team rushed for 308 in 2019 and the most in the Coliseum since 1996 (the Irish ran for 260 yards in a 27-20 loss).

Irish tight ends Mitchell Evans and Eli Raridon both caught touchdown passes from Leonard who connected with eight different receivers.

The 84 points scored by both teams mark the most in the history of the Jeweled Shillelagh rivalry that dates back to 1926.



Xavier Watts had a 100-yard interception return for a touchdown to all but seal the win in a 49-35 final at the L.A. Memorial Coliseum in 2024.

Score by Quarters		Q1	Q2	Q3	Q4	Total
No. 5 Notre Dame (11-1)		7	7	21	14	49
USC (6-6)		0	14	7	14	35

Qtr	Time	Scoring Play	V-H
1st	02:28	ND - J. Love 1 yd rush (M. Jeter kick), 13-72, 07:14	7-0
2nd	17:07	USC - J. Maiava 1 yd rush (M. Lantz kick), 5-37, 02:47	7-7
	00:59	ND - E. Raridon 12 yd pass from R. Leonard (M. Jeter kick), 7-65, 02:27	14-7
	00:24	USC - J. Lane 12 yd pass from J. Maiava (M. Lantz kick), 5-78, 00:31	14-14
3rd	12:38	ND - J. Price 36 yd rush (M. Jeter kick), 6-75, 02:22	21-14
	09:06	USC - J. Maiava 1 yd rush (M. Lantz kick), 8-77, 03:27	21-21
	06:27	ND - R. Leonard 2 yd rush (M. Jeter kick), 6-75, 02:39	28-21
	01:11	ND - M. Evans 23 yd pass from R. Leonard (M. Jeter kick), 3-62, 01:06	35-21
4th	08:43	USC - J. Lane 6 yd pass from J. Maiava (M. Lantz kick), 5-45, 03:09	35-28
	03:39	ND - C. Gray 99 yd interception return (M. Jeter kick)	42-28
	01:18	ND - X. Watts 100 yd interception return (M. Jeter kick)	49-28
	00:13	USC - J. Lane 8 yd pass from J. Maiava (M. Lantz kick), 5-75, 01:05	49-35

LEADERS - BOTH TEAMS							
RUSHING	No.	Gain	Loss	Net	TD	LG	Avg
Price (ND)	12	111	0	111	1	36	9.2
Joyner (USC)	10	83	0	83	0	23	8.3

PASSING	C-A-I	Yds	TD	Long	Sack
Leonard (ND)	17-22-1	155	2	23	2
Maiava (USC)	27-49-2	360	3	35	1

RECEIVING	No.	Yds	TD	Long
Evans (ND)	5	59	1	23
Lemon (USC)	9	133	0	35

**TACKLES:** Watts (ND) - 9, Smith/Ramsey (USC) - 8

TEAM STATISTICS			NOTRE DAME	USC
First Downs			23	29
Rushing Yards (Net)			258	197
Passing Yards (Net)			178	360
Total Offense			436	557
Penalties/Yards			3-44	7-69
Punts/Yards			2-102	4-183
Interceptions/Yards			2-199	1-15
Time of Possession			29:45	30:15
Third-Down Conversions			3-9	5-12
Fourth-Down Conversions			3-3	0-3
Red Zone Scores/Chances			3-4	5-6
Sacks by/Yards			1-5	2-9

NOTRE DAME OPPOSING TEAM HOME FIELD  
ATTENDANCE RECORDS

Opponent	Stadium	Att. Record	Date	ND Rank	Opp Rank	Outcome
Miami	Hard Rock Stadium	66,793	8/31/2025	6	10	L, 24-27
Georgia	Sanford Stadium	93,246	9/21/2019	7	3	L, 17-23
Temple	Lincoln Financial Field	69,280	10/31/2015	9	21	W, 24-20
Michigan	Michigan Stadium	115,109	9/7/2013	14	17	L, 30-41
Air Force	Falcon Stadium	56,409	10/19/2002	7	18	W, 21-14
BYU	LaVell Edwards Stadium	66,247	10/16/1993	3		W, 45-20
Michigan State	Spartan Stadium	80,401	9/22/1990	1	24	W, 20-19
Northwestern	Ryan Field	55,752	10/27/1962		3	L, 6-35
Southern Cal	L.A. Memorial Coliseum	105,236	12/6/1947	1	3	W, 38-7

Sorted by date.

NOTRE DAME ATTENDANCE RECORDS - NEUTRAL SITES

Opponent	Stadium	Att.	Date	ND Rank	Opp Rank	Outcome
Oregon State	Sun Bowl Stadium*	48,223	12/29/2023	15	21	W, 40-8
Navy	Aviva Stadium (Dublin, Ireland)	49,000	8/26/2023	13		W, 42-3
BYU	Allegiant Stadium	62,742	10/8/2022		16	W, 28-20
Boston College	Fenway Park	38,686	11/21/2015	5		W, 19-16
Syracuse	MetLife Stadium	76,802	9/27/2014	8		W, 31-15
Alabama	Hard Rock Stadium	80,120	1/7/2013	1	2	L, 14-42
Miami	Sun Bowl Stadium	54,021	12/31/2010			W, 33-17
Army	Yankee Stadium	54,251	11/20/2010			W, 27-3
Oregon State	Chase Field (Insight Bowl)	45,917	12/8/2004			L, 21-38
Army	Shea Stadium	61,000	10/9/1965	7		W, 17-0
Southern Cal	Soldier Field	120,000	11/26/1927			W, 7-6

\*Sun Bowl Stadium was reconfigured in 2021 and the capacity crowd number dropped from Notre Dame's appearance in 2010.

NOTRE DAME ATTENDANCE  
NOTES

- Since Notre Dame began to establish its national brand in the 1920s, the Fighting Irish have been a sure-fire ticket selling game where ever their football schedule takes the team. Notre Dame owns attendance records at eight opponent home venues across the country.
- The Irish also own nine attendance records at active neutral site venues, which includes Allegiant Stadium, Soldier Field, Hard Rock Stadium, Aviva Stadium in Dublin, Ireland and Sun Bowl Stadium.

EYES ON THE IRISH

The 2025 season-opener primetime matchup between Notre Dame and Miami drew 10.8 million viewers, which was ABC's second-best Sunday opener on record. The viewership trails only the 2016 Notre Dame vs. Texas contest. The game peaked with 11.8 million viewers.

The in-person demand to watch the Irish set a new standard during the 2024 season. For just the second time in program history, more than one million people were in attendance for Notre Dame football contests with the other season coming in 2002. Additionally, the attendance number of 1,169,634 surpasses that 2002 mark for the highest attendance number in program history by more than 160,000 (previously 1,008,793).







## 2025 SCHEDULE/RESULTS

Date	ND Rank	Opp Rank	Opponent	Location	W/L	Score	Att	Leading Rusher	Leading Passer	Leading Receiver	Leading Tackler
8-31	6/5	10/10	at Miami	Hard Rock Stadium	L	24-27	66,793 (c)	Price (45)	Carr (221)	Raridon (97)	Stroman (9)
9-13	8/8	16/17	Texas A&M	Notre Dame Stadium	L	40-41	77,622 (c)	Love (94)	Carr (293)	Fields (77)	Shuler (7)
9-20	24/21		Purdue	Notre Dame Stadium	W	56-30	77,622 (c)	Love (157)	Carr (223)	Faison (105)	Stroman (6)
9-27	22/21		at Arkansas	Razorback Stadium	W	56-13	75,111	Price (86)	Carr (354)	Faison (89)	Shuler (9)
10-4	21/21		Boise State	Notre Dame Stadium	W	28-7	77,622 (c)	Love (103)	Carr (189)	Faison (83)	Viliamu-Asa/Ausberry (8)
10-11	16/16		NC State	Notre Dame Stadium	W	36-7	77,622 (c)	Love (86)	Carr (342)	Raridon (109)	Johnson/Bowen (7)
10-18	13/15	20/21	USC	Notre Dame Stadium							
11-1			at Boston College	Alumni Stadium							
11-8		RV/RV	Navy	Notre Dame Stadium							
11-15		NR/RV	at Pittsburgh	Acrisure Stadium							
11-22			Syracuse	Notre Dame Stadium							
11-29			at Stanford	Stanford Stadium							

(c) designates capacity crowd attendance

## NOTRE DAME SCHEDULE NOTES

- Notre Dame will play at two stadiums in 2025 which are also home to NFL franchises – Hard Rock Stadium and Acrisure Stadium.
- The Irish are slated to host three night games at Notre Dame Stadium, which matches the most in a regular season for the program.
- It is just the third season to feature three home night contests on the regular season slate of competition.
- Notre Dame hosted three night contests most recently in 2018 (7:30 p.m. ET vs No. 14 Michigan; 7:30 p.m. ET vs No. 7 Stanford; 7:30 p.m. ET vs Florida State) and earned the victory in each game. The program also hosted three night games in 2017 (7:30 p.m. ET vs No. 15 Georgia; 5:00 p.m. ET vs Miami (Ohio); 7:30 p.m. ET vs No. 11 Southern Cal).
- The Irish are also set to meet a pair of first-time opponents in 2025 – Arkansas and Boise State.

Since 2016, Notre Dame has played 20 games in NFL stadiums – eight postseason matchups and 12 regular-season contests. Note: L.A. Memorial Coliseum served as an NFL stadium from 2016-2019.

Date	Opponent	Site	Result	Notes
10-1-2016	Syracuse	MetLife Stadium	W, 50-33	
11-5-2016	Navy	Everbank Field	L, 27-28	
11-26-2016	Southern Cal	Los Angeles Memorial Coliseum	L, 27-45	
11-11-2017	Miami	Hard Rock Stadium	L, 8-41	
11-24-2018	Southern Cal	Los Angeles Memorial Coliseum	W, 24-17	
12-29-2018	Clemson	AT&T Stadium	L, 3-30	CFP Semifinal – Cotton Bowl Classic
10-24-2020	Pittsburgh	Heinz Field	W, 45-3	
12-19-2020	Clemson	Bank of America Stadium	L, 10-34	ACC Championship
1-1-2021	Alabama	AT&T Stadium	L, 14-31	CFP Semifinal – Rose Bowl Game
9-25-2021	Wisconsin	Soldier Field	W, 41-13	Shamrock Series
1-1-2022	Oklahoma State	State Farm Stadium	L, 35-37	Fiesta Bowl
10-8-2022	BYU	Allegiant Stadium	W, 28-20	Shamrock Series
11-12-2022	Navy	M&T Bank Stadium	W, 35-32	
12-30-2022	South Carolina	TIAA Bank Field	W, 45-38	Gator Bowl
10-19-2024	Georgia Tech	Mercedes-Benz Stadium	W, 31-13	
10-26-2024	Navy	MetLife Stadium	W, 51-14	
1-2-2025	Georgia	Caesars Superdome	W, 23-10	CFP Quarterfinal – Sugar Bowl
1-9-2025	Penn State	Hard Rock Stadium	W, 27-24	CFP Semifinal – Orange Bowl
1-20-2025	Ohio State	Mercedes-Benz Stadium	L, 23-34	CFP National Championship
8-31-2025	Miami	Hard Rock Stadium	L, 24-27	



## NOTRE DAME IN CURRENT NFL STADIUMS

Stadium	Appearances	W	L	NFL Team
Acrisure Stadium	2003, 2005, 2009, 2011, 2013, 2020 vs. Pitt	4	2	Pittsburgh Steelers (2001-current)
Allegiant Stadium	2022 vs. BYU	1	0	Las Vegas Raiders (2021-current)
AT&T Stadium	2013 vs. Arizona State, 2018 vs. Clemson (CFP Semifinal), 2020 vs. Alabama (CFP Semifinal)	1	2	Dallas Cowboys (2009-current)
Bank of America Stadium	2020 vs. Clemson (ACC Championship)	0	1	Carolina Panthers (1996-current)
Caesars Superdome	2024 vs. Georgia (2025 Sugar Bowl - CFP Quarterfinal)	1	0	New Orleans Saints (1975-current)
Fed Ex Field	1998, 2014 vs. Navy, 2011 vs. Maryland	3	0	Washington Commanders (1997-current)
Hard Rock Stadium	2012 vs. Alabama (BCS National Championship), 2017 vs. Miami, 2025 vs. Penn State (2025 Orange Bowl - CFP Semifinal), 2025 at Miami	1	3	Miami Dolphins (1987-current)
Lincoln Financial Field	2015 vs. Temple	1	0	Philadelphia Eagles (2003-current)
Lucas Oil Stadium	2014 vs. Purdue	1	0	Indianapolis Colts (2008-current)
Mercedes-Benz Stadium	2024 vs. Georgia Tech, 2024 vs. Ohio State (2025 CFP National Championship)	1	1	Atlanta Falcons (2017-current)
MetLife Stadium	2010 vs. Navy, 2014, 2016 vs. Syracuse, 2024 vs. Navy	3	1	NY Giants/NY Jets (2010-current)
M&T Bank Stadium	2002, 2006, 2008, 2022 vs. Navy	4	0	Baltimore Ravens (1998-current)
Nissan Stadium	2014 vs. LSU (Music City Bowl)	1	0	Tennessee Titans (1999-current)
Soldier Field	1992, 1994 vs. Northwestern, 2012 vs. Miami FL, 2021 vs. Wisconsin	4	0	Chicago Bears (1971-2001, 2003-current)
State Farm Stadium	2015 vs. Ohio State (Fiesta Bowl), 2022 vs. Oklahoma State (Fiesta Bowl)	0	2	Arizona Cardinals (2006-current)
Superdome	1980 vs. Georgia (Sugar Bowl), 1991 vs. Florida (Sugar Bowl), 2006 vs. LSU (Sugar Bowl)	1	2	New Orleans Saints (1975-2004, 2006-current)
TIAA Bank Field	1998 vs. Georgia Tech (Gator Bowl), 2002 vs. NC State (Gator Bowl), 2016 vs. Navy, 2022 vs. South Carolina (Gator Bowl)	1	3	Jacksonville Jaguars (1995-current)
		<b>28</b>	<b>17</b>	

## NOTRE DAME IN FORMER NFL STADIUMS

Briggs Stadium	1951 vs. Detroit Mercy	1	0		Detroit Lions (1941-74)
Cleveland Municipal Stadium	1952, 1976, 1978 vs. Navy	3	0		Cleveland Browns (1946-95)
Giants Stadium	1977, 1983, 1995 vs. Army, 1980, 1984, 1990, 1992, 2004 vs. Navy, 1989 vs. Virginia, 2002 vs. Maryland	10	0		NY Giants (1976-2009), NY Jets (1984-2009)
L.A.Memorial Coliseum	1947, 1948, 1950, 1951, 1953, 1955, 1956, 1958, 1960, 1962, 1964, 1966, 1968, 1970, 1972, 1974, 1976, 1978 1982, 1984, 1986, 1988, 1990, 1992, 1994, 2016, 2018, 2022, 2024 vs. Southern Cal,	13	13	3	Los Angeles Rams (1946-79, 2016-19), Los Angeles Raiders (1982-94)
Memorial Stadium (Baltimore)	1947, 1948, 1949, 1954, 1958 vs. Navy	5	0		Baltimore Colts (1947-50, 1953-83)
Pitt Stadium	1964, 1965, 1967, 1969 vs. Pitt	4	0		Pittsburgh Steelers (1958-69)
Orange Bowl	1967, 1971, 1973, 1975, 1977, 1981, 1983, 1985 vs. Miami FL, 1972 vs. Nebraska (Orange Bowl), 1974 vs. Alabama (Orange Bowl)	6	4		Miami Dolphins (1966-86)
RCA Dome	1984 vs. Purdue	0	1		Indianapolis Colts (1984 - 2007)
Schaefer Stadium	1975 vs. Boston College	1	0		New England Patriots (1971-2001)
Veterans Stadium	1972, 1974, 1993 vs. Navy	3	0		Philadelphia Eagles (1971-2002)
Yankee Stadium	1969 vs. Army	1	0		NY Giants (1956-73)
		<b>47</b>	<b>18</b>	<b>3</b>	

## COLLEGE FOOTBALL IN NFL STADIUMS

Notre Dame leads all FBS teams in number of different NFL stadiums played since 2014 (including 2025 schedule). This season alone, the Irish are set to compete in two NFL Stadiums - Hard Rock Stadium and Acrisure Stadium.

Below is a list of teams which have played in seven or more NFL stadiums since 2014, including stadiums that may no longer be NFL Stadiums in 2025, but were NFL stadiums at the time of the game played.

NFL Stadiums played since 2014	Team	Stadiums
17	Notre Dame	Arizona, Atlanta, Baltimore, Carolina, Chicago, Dallas, Indianapolis, Jacksonville, Las Vegas, Los Angeles (Coliseum), Miami, New Orleans, New York, Philadelphia, Pittsburgh, Tennessee, Washington
10	Clemson	Arizona, Atlanta, Carolina, Dallas, Jacksonville, Miami, New Orleans, Pittsburgh, San Francisco, Tampa Bay
10	Wisconsin	Carolina, Chicago, Dallas, Green Bay, Houston, Indianapolis, Las Vegas, Miami, San Diego, Tampa Bay
9	BYU	Arizona, New England, Kansas City, Las Vegas, Los Angeles (Coliseum), New Orleans, San Diego, Tampa Bay, Washington
8	Alabama	Arizona, Atlanta, Dallas, Indianapolis, Miami, New Orleans, San Francisco, Tampa Bay
8	Cincinnati	Atlanta, Cincinnati, Dallas, Kansas City, Miami, Philadelphia, Pittsburgh, Tampa Bay
8	Georgia Tech	Atlanta, Carolina, Detroit, Jacksonville, Miami, Philadelphia, Pittsburgh, Tampa Bay
8	LSU	Atlanta, Arizona, Green Bay, Houston, Las Vegas, New Orleans, Tampa Bay, Tennessee
8	Maryland	Baltimore, Carolina, Detroit, Philadelphia, San Francisco, Tampa Bay, Tennessee
8	Navy	Baltimore, Jacksonville, New England, New York, Philadelphia, San Diego, Tampa, Washington
8	Texas A&M	Carolina, Dallas, Denver, Houston, Jacksonville, Las Vegas, Miami, Tennessee
7	Florida State	Atlanta, Carolina, Dallas, Miami, New Orleans, Pittsburgh, Tampa Bay
7	Georgia	Atlanta, Carolina, Indianapolis, Jacksonville, New Orleans, Miami, Los Angeles (SoFi)
7	Ohio State	Atlanta, Baltimore, Dallas, Indianapolis, Miami, New Orleans, Phoenix
7	Tennessee	Atlanta, Carolina, Jacksonville, Miami, Pittsburgh, Tampa Bay, Tennessee



## 2025 HONORS AND AWARDS

Bowen, Drayk	2025 Team Captain	Moore, Leonard (continued)	Associated Press Preseason All-America First Team
	Chuck Bednarik Award Watch List		Sporting News Preseason All-America First Team
	Bronko Nagurski Trophy Watch List		Walter Camp Preseason All-America First Team
	Butkus Award Watch List		Athlon Sports Preseason All-America First Team
	Athlon Sports Preseason All-America Third Team		Phil Steele Preseason All-America First Team
	Phil Steele Preseason All-America Fourth Team		ESPN Preseason All-America First Team
Carr, CJ	Shaun Alexander Freshman of the Year Watch List		CBS Sports Preseason All-America First Team
	Davey O'Brien Award Midseason Watch List	Pauling, Will	2025 Team Captain
	Davey O'Brien Week 5 - Great 8	Payne, Gi'Bran	College Football Comeback Player of the Year Pre-Season Watch List
	Manning Award Quarterback of the Week (Oct. 1)	Price, Jadarian	Honorable Mention Earl Campbell Tyler Rose Player of the Week (Sept. 23)
	Shaun Alexander Freshman of the Week (Sept. 30)		Doak Walker Award Preseason Candidate
	Manning Award Star of the Week (Sept. 29)	Rubio, Gabriel	Hispanic College Football Player of the Year Watch List
Craig, Ashton	Rimington Trophy Watch List	Schrauth, Billy	2025 Team Captain
Faison, Jordan	Burlsworth Trophy Walk-On of the Week (Sept. 23)		Lombardi Award Midseason Watch List
Fields, Malachi	Biletnikoff Award Watch List		Outland Trophy Watch List
	Phil Steele Preseason All-America Fourth Team		Lombardi Award Watch List
	Senior Bowl Top 300	Shuler, Adon	2025 Team Captain
Freeman, Marcus	Dodd Trophy Watch List	Sneed, Jaylen	Butkus Award Watch List
	IBJ Media Indiana 250	Stroman, Jalen	Senior Bowl Top 300
Golden, Dallas	Shaun Alexander Freshman of the Year Award Watch List	Traore, Boubacar	Defensive Comeback Player of the Month - September
Hinish, Donovan	2025 Team Captain		College Football Comeback Player of the Year Pre-Season Watch List
Jagusah, Charles	College Football Comeback Player of the Year Pre-Season Watch List	Wagner, Aamil	2025 Team Captain
Love, Jeremiyah	Maxwell Award Watch List		Allstate AFCA Good Works Team
	Walter Camp Player of the Year Watch List		Jason Witten Collegiate Man of the Year Semifinalist
	Doak Walker Award Preseason Candidate		Campbell Trophy Semifinalist
	Sports Illustrated Midseason All-America First Team		Allstate Wuerffel Trophy Semifinalist
	Associated Press Preseason All-America First Team		Jason Witten Collegiate Man of the Year Watch List
	Sporting News Preseason All-America First Team		Outland Trophy Watch List
	Walter Camp Preseason All-America First Team		Allstate Wuerffel Trophy Watch List
	Athlon Sports Preseason All-America First Team		Athlon Sports Preseason All-America Second Team
	Phil Steele Preseason All-America First Team		Allstate AFCA Good Works Team Nominee
	ESPN Preseason All-America First Team		
	CBS Sports Preseason All-America First Team		
	Senior Bowl Top 300		
Moore, Leonard	Chuck Bednarik Award Watch List	Williams, Aneyas	Doak Walker Award Preseason Candidate
	Bronko Nagurski Trophy Watch List		
	Paycom Jim Thorpe Award Watch List		
	Sporting News Midseason All-America First Team		
	Sports Illustrated Midseason All-America First Team		
	The Athletic Midseason All-America First Team		
	CBS Sports Midseason All-America First Team		
	Walter Camp FBS Defensive Player of the Week (Oct. 7)		
	Thorpe Award Defensive Player of the Week (Oct. 7)		



AP TOP 25

Rk	Team (1st Place Votes)	Rec.	Points	Prev.
1	Ohio State (50)	6-0	1631	1
2	<b>Miami (13)</b>	<b>5-0</b>	<b>1582</b>	<b>2</b>
3	Indiana (3)	6-0	1531	7
4	<b>Texas A&amp;M</b>	<b>6-0</b>	<b>1433</b>	<b>5</b>
5	Ole Miss	6-0	1331	4
6	Alabama	5-1	1315	8
7	Texas Tech	6-0	1266	9
8	Oregon	5-1	1175	3
9	Georgia	5-1	1148	10
10	LSU	5-1	1012	11
11	Tennessee	5-1	939	12
12	Georgia Tech	6-0	904	13
13	NOTRE DAME	4-2	793	16
14	Oklahoma	5-1	786	6
15	BYU	6-0	655	18
16	Missouri	5-1	649	14
17	Vanderbilt	5-1	547	20
18	Virginia	5-1	521	19
19	South Florida	5-1	398	24
20	<b>USC</b>	<b>5-1</b>	<b>361</b>	<b>NR</b>
21	Texas	4-2	319	NR
22	Memphis	6-0	285	23
23	Utah	5-1	261	NR
24	Cincinnati	5-1	184	NR
25	Nebraska	5-1	149	NR

Others receiving votes: Illinois 113, Michigan 73, Washington 36, UNLV 30, **Navy 11**, Mississippi State 8, Tulane 2, San Diego State 2

Dropped from rankings: Michigan 15, Illinois 17, Arizona State 21, Iowa State 22, Florida State 25

**bold** - 2025 Notre Dame opponents

AFCA TOP 25

Rk	Team (1st Place Votes)	Rec.	Points	Prev.
1	Ohio State (63)	6-0	1646	1
2	<b>Miami (2)</b>	<b>5-0</b>	<b>1566</b>	<b>3</b>
3	Indiana (1)	6-0	1492	7
4	<b>Texas A&amp;M</b>	<b>6-0</b>	<b>1417</b>	<b>5</b>
5	Ole Miss	6-0	1389	4
6	Alabama	5-1	1280	8
7	Georgia	5-1	1198	9
8	Texas Tech	6-0	1183	10
9	Oregon	5-1	1154	2
10	LSU	5-1	1062	11
11	Tennessee	5-1	962	12
12	Georgia Tech	6-0	951	13
13	Oklahoma	5-1	781	6
14	BYU	6-0	720	18
15	NOTRE DAME	4-2	661	16
16	Missouri	5-1	585	14
17	Texas	4-2	519	19
18	Vanderbilt	5-1	498	20
19	Virginia	5-1	415	24
20	Memphis	6-0	337	25
21	<b>USC</b>	<b>5-1</b>	<b>310</b>	<b>NR</b>
22	Utah	5-1	298	NR
23	South Florida	5-1	234	NR
24	Cincinnati	5-1	169	NR
25	Illinois	5-2	151	17

Others receiving votes: Michigan 119, Nebraska 90, Washington 85, UNLV 43, **Navy 43**, Louisville 18, Tulane 17, Arizona State 17, Duke 11, Iowa 9, Iowa State 7, Clemson 6, Houston 4, TCU 1, **Pittsburgh 1**, San Diego State 1

Dropped from rankings: Michigan 15, Iowa State 21, Penn State 22, Arizona State 23

COLLEGE FOOTBALL  
PLAYOFF TOP 25

The first College Football Playoff Rankings will be released on Tuesday, November 4, and each following Tuesday, until Selection Sunday on December 7. The first selection will be announced on ESPN at 8:00 p.m. ET.

IRISH IN THE NFL

Atlanta Falcons	LB JD Bertrand	Jacksonville Jaguars	C Robert Hainsey
	LB Kahlid Kareem (practice squad)		LB Jack Kiser
	S Xavier Watts	Kansas City Chiefs	DL Jerry Tillery
Baltimore Ravens	S Alohi Gilman		LB Drue Tranquill
	S Kyle Hamilton	Las Vegas Raiders	TE Michael Mayer
	OT Ronnie Stanley	Los Angeles Chargers	OT Joe Alt
Carolina Panthers	TE Mitchell Evans		CB Cam Hart
	LS JJ Jansen	Los Angeles Rams	RB Kyren Williams
	TE Tommy Tremble	Miami Dolphins	OL Liam Eichenberg (PUP)
Chicago Bears	WR Miles Boykin (practice squad)	Minnesota Vikings	S Harrison Smith
	LS Scott Daly	New Orleans Saints	WR Kevin Austin Jr. (practice squad)
	TE Cole Kmet		K Blake Grupe
	DB Nick McCloud	New York Giants	WR Beaux Collins
	TE Durham Smythe	New York Jets	CB Jordan Clark (practice squad)
Cincinnati Bengals	DE Isaiah Foskey (practice squad)	Philadelphia Eagles	RB Audric Estimé (practice squad)
Cleveland Browns	DE Julian Okwara (practice squad)	Pittsburgh Steelers	RB Max Hurlman (practice squad)
	LB Jeremiah Owusu-Koramoah (PUP)		WR Ben Skowronek
Dallas Cowboys	K Brandon Aubrey	Seattle Seahawks	S Julian Love
	LB Marist Liufau		DE Rylie Mills (non-football injury list)
Denver Broncos	RT Mike McGlinchey	Tampa Bay Buccaneers	CB Benjamin Morrison
Detroit Lions	S Thomas Harper	Washington Commanders	DT Sheldon Day (practice squad)
	DL Chris Smith (practice squad)		QB Sam Hartman (practice squad)
	TE Brock Wright		DE Javontae Jean-Baptiste (reserve/injured list)
Green Bay Packers	LG Aaron Banks		
Houston Texans	RT Blake Fisher		
	DT Kurt Hinish (PUP)		
	C/G Jarrett Patterson		
Indianapolis Colts	QB Riley Leonard		
	LG Quenton Nelson		
	K Spencer Shrader		

WEEK SIX HIGHLIGHTS AND NOTES

- Raiders TE Michael Mayer found the endzone for the first time this season, catching a four-yard touchdown reception in the second quarter that gave Las Vegas a 10-0 lead at the time. Mayer finished with season-highs of five receptions and 50 yards in the 20-10 win for the Raiders.
- Rams RB Kyren Williams scored a touchdown for the fifth time this season, scoring a three-yard rushing touchdown early in the third quarter to give Los Angeles the lead. Williams finished with 87 total yards as the Rams beat Baltimore 17-3 to improve to 4-2.
- Packers G Aaron Banks led the charge for Green Bay’s offense, helping the Packers rush for 153 yards and two scores on the ground in a 27-18 victory over Cincinnati.
- Saints K accounted for 13 total points against New England, converting all four field goal attempts (34 yards, 48 yards, 38 yards, 54 yards) and an extra point. Grupe is tied for the second-most field goals made in the NFL this season with 14.

STARTER HISTORY

OFFENSE

Name	Pos.	2025	Streak	Career
Malachi Fields (Virginia)*	WR	6	30	31
Jeremiyah Love	RB	6	23	23
Aamil Wagner	OL	6	22	22
Billy Schrauth	OL	6	15	21
Anthonie Knapp	OL	6	6	21
Eli Raridon	TE	6	6	12
Ashton Craig	OL	6	6	12
Jordan Faison	WR	6	6	10
CJ Carr	QB	6	6	6
Guerby Lambert	OL	6	6	6
Will Pauling (Wisonsin/Cincinnati)*	WR	2	2	27
Ty Washington (Arkansas)*	TE	2	0	3
Jaden Greathouse	WR	2	0	18
Cooper Flanagan	TE	0	0	7
Tyler Buchner	QB	0	0	4*
Charles Jagusah	OL	0	0	2

\*Includes games started at another program

DEFENSE

Name	Pos.	2025	Streak	Career
Drayk Bowen	LB	6	22	22
Christian Gray	CB	6	17	21
Boubacar Traore	DL	6	6	8
Gabriel Rubio	DL	5	5	8
Adon Shuler	S	5	3	21
Jaiden Ausberry	LB	4	4	6
Tae Johnson	S	4	4	4
Leonard Moore	CB	4	2	14
Jason Onye	DL	3	2	3
Jordan Botelho	LB/DL	3	1	20
Dallas Golden	CB	2	1	2
DeVonta Smith (Alabama)*	CB	2	0	13
Joshua Burnham	DL	0	0	11
Jalen Stroman (Virginia Tech)*	S	3	0	11
Jaylen Sneed	LB	2	0	9
Donovan Hinish	DL	3	0	6
Junior Tuihalamaka	LB/DL	2	0	6
Jared Dawson (Louisville)*	DL	1	0	3
Mark Zackery IV	CB	2	0	2
Kyngstonn Viliamu-Asa	LB	1	0	2
Karson Hobbs	CB	1	0	1
Bryce Young	DL	1	0	1

\*Includes games started at another program

sorted by 2025 starts + active streak; then career starts for non-active streak players

CAREER STARTS BY POSITION

WR	LT	LG	C	RG	RT	TE	WR or TE	QB	WR or TE	RB
Fields (31*)	Knapp (21)	Schrauth (15)	Craig (12)	Lambert (6)	Wagner (22)	C. Flanagan (7)	Pauling (27*)	Carr (6)	Faison (7)	Love (23)
Faison (3)	Jagusah (2)			Schrauth (6)		Raridon (6)	Greathouse (18)	Buchner (4)	Raridon (3)	
							Raridon (3)			
							Washington (3*)			
DL	DL	DL	DL	LB/DB	LB	LB/CB/S	CB	S	S	CB or LB
Traore (6)	Hinish (5)	Rubio (7)	Botelho (20)	Sneed (9)	Bowen (22)	Smith (2)	Gray (21)	Shuler (21)	Stroman (11)	Moore (14)
Burnham (2)	Dawson (2)	Hinish (1)	Burnham (9)	Ausberry (6)		Golden (2)	Smith (11*)	Johnson (1)	Johnson (3)	Zackery IV (2)
	Onye (3)	Dawson (1)	Tuihalamaka (6)			Hobbs (1)	Moore (1)			Viliamu-Asa (1)
			Traore (2)			Tuihalamaka (1)				
			Young (1)			Viliamu-Asa (1)				



## GAME BY GAME STARTERS - OFFENSE

[illegible]

## GAME BY GAME STARTERS - DEFENSE

[illegible]

## NOTRE DAME 20+ YARD PLAYS

YARDS	TYPE	PLAYERS	OPPONENT
100*	Return	Jadarian Price kickoff return	Purdue
66*	Pass	CJ Carr to Malachi Fields	Purdue
65	Pass	CJ Carr to Eli Raridon	Miami
49*	Rush	Jadarian Price	Boise State
48*	Pass	CJ Carr to Jordan Faison	Purdue
46	Rush	Jeremiah Love	Purdue
43	Pass	CJ Carr to Eli Raridon	Texas A&M
42	Pass	CJ Carr to Will Pauling	NC State
40	Pass	Jordan Faison to Malachi Fields	at Arkansas
37	Pass	Kenny Minchey to Matt Jeffery	at Arkansas
36	Pass	CJ Carr to Eli Raridon	NC State
36	Rush	Jeremiah Love	Boise State
36*	Pass	CJ Carr to Jeremiah Love	Texas A&M
35*	Pass	CJ Carr to Jadarian Price	at Arkansas
34*	Pass	CJ Carr to Jeremiah Love	at Arkansas
34	Pass	CJ Carr to Jaden Greathouse	Texas A&M
32	Pass	CJ Carr to Will Pauling	NC State
31	Pass	CJ Carr to KK Smith	NC State
30	Pass	CJ Carr to Eli Raridon	NC State
30	Rush	Jadarian Price	Miami
28	Rush	CJ Carr	Boise State
27	Pass	CJ Carr to Malachi Fields	Texas A&M
26	Pass	Kenny Minchey to Micah Gilbert	Purdue
26	Pass	CJ Carr to Malachi Fields	Miami
25	Pass	CJ Carr to Eli Raridon	at Arkansas
25	Pass	CJ Carr to Jeremiah Love	at Arkansas
25	Pass	CJ Carr to Eli Raridon	Texas A&M
24	Rush	Jeremiah Love	NC State
24	Pass	CJ Carr to Will Pauling	Boise State
24	Pass	CJ Carr to Jordan Faison	Boise State
24	Rush	Gi'Bran Payne	at Arkansas
24	Pass	CJ Carr to Jordan Faison	at Arkansas
24	Pass	CJ Carr to Jaden Greathouse	at Arkansas
24	Rush	Jadarian Price	Texas A&M
23	Pass	CJ Carr to Eli Raridon	NC State
23*	Pass	CJ Carr to Will Pauling	at Arkansas
22	Pass	CJ Carr to Malachi Fields	Boise State
22	Pass	CJ Carr to Will Pauling	at Arkansas
21	Pass	CJ Carr to Malchi Fields	at Arkansas
21*	Rush	Jadarian Price	Purdue
21	Pass	CJ Carr to Will Pauling	Purdue
20	Rush	Jadarian Price	NC State
20	Pass	CJ Carr to Malachi Fields	NC State
20	Rush	Jadarian Price	at Arkansas
20	Pass	CJ Carr to Malachi Fields	Texas A&M
20	Pass	CJ Carr to Malachi Fields	Miami

\*TOUCHDOWN PLAY

## OPPONENT 20+ YARD PLAYS

YARDS	TYPE	PLAYERS	OPPONENT
86*	Pass	Marcel Reed to Mario Craver	Texas A&M
54	Rush	Taylen Green	at Arkansas
45*	Pass	CJ Bailey to Terrell Anderson	NC State
45	Pass	Marcel Reed to KC Concepcion	Texas A&M
34	Pass	Marcel Reed to Mario Craver	Texas A&M
33	Pass	Taylen Green to O'Mega Blake	at Arkansas
31	Pass	Ryan Browne to Nitro Tuggle	Purdue
31	Pass	Marcel Reed to Mario Craver	Texas A&M
28	Pass	Maddux Madsen to Chris Marshall	Boise State
28	Pass	Maddux Madsen to Matt Wagner	Boise State
28*	Pass	Carson Beck to Malachi Toney	Miami
26	Pass	CJ Bailey to Teddy Hoffmann	NC State
24*	Pass	Ryan Browne to Nitro Tuggle	Purdue
24*	Pass	Malachi Singleton to Jesse Watson	Purdue
24	Pass	Marcel Reed to Rueben Owens II	Texas A&M
23	Pass	Taylen Green to Jaden Platt	at Arkansas
23	Pass	Taylen Green to Rohan Jones	at Arkansas
23	Pass	Ryan Browne to Devin Mockobee	Purdue
21	Pass	CJ Bailey to Teddy Hoffman	NC State
21	Rush	Mike Washington	at Arkansas
21	Pass	Taylen Green to Andy Jean	at Arkansas
21	Pass	Marcel Reed to Mario Craver	Texas A&M
20	Rush	Dylan Riley	Boise State
20	Pass	Taylen Green to Raylen Sharpe	at Arkansas
20	Pass	Ryan Browne to Michael Jackson III	Purdue
20*	Pass	Carson Beck to CJ Daniels	Miami

### THIRD-DOWN CONVERSIONS

Conversions are defined as rushing for or receiving a pass that picks up a first down on third or fourth down.

Name	Total	Miami	TAMU	Purdue	Arkansas	Boise St.	NC State	USC	BC	Navy	Pitt	Syracuse	Stanford
Jeremiah Love	7		2	3	1		1						
Malachi Fields	6		3	1	1	1							
Jordan Faison	5	1				1	3						
Jadarian Price	4	1	1	1		1							
CJ Carr	2	1			1								
Will Pauling	2		1			1							
Jaden Greathouse	1				1								
Nolan James Jr.	1				1								
Matt Jeffery	1				1								
Eli Raridon	1						1						
KK Smith	1						1						
Ty Washington	1			1									

### FOURTH-DOWN CONVERSIONS

Name	Total	Miami	TAMU	Purdue	Arkansas	Boise St.	NC State	USC	BC	Navy	Pitt	Syracuse	Stanford
Jeremiah Love	2		2										
Tyler Buchner	1						1						
Malachi Fields	1				1								
Will Pauling	1				1								







THIRD-DOWN STOPS

Third-down stops defined as stopping opposing team short of the first-down marker, via tackle, a pass broken up, interception or quarterback hurry, no matter if the first down was later earned on fourth down.

Name	Total	Miami	TAMU	Purdue	Arkansas	Boise St.	NC State	USC	BC	Navy	Pitt	Syracuse	Stanford
Drayk Bowen	5	1	1		1	1	2						
Jalen Stroman	4				2	1	1						
Bryce Young	4	1		1		1	1						
Dallas Golden	3				1		2						
Adon Shuler	3		1	1			1						
Boubacar Traore	3	2			1								
Kyngstonn Viliamu-Asa	3					1	2						
Jared Dawson	2	1					1						
Tae Johnson	2		2										
Donovan Hinish	2			2									
Leonard Moore	2					2							
Gabriel Rubio	2		1	1									
Luke Talich	2				1	1							
Mark Zackery IV	2			1	1								
Madden Faraimo	1			1									
Christian Gray	1			1									
Cole Mullins	1			1									
Junior Tuihalamaka	1		1										

FOURTH-DOWN STOPS

Name	Total	Miami	TAMU	Purdue	Arkansas	Boise St.	NC State	USC	BC	Navy	Pitt	Syracuse	Stanford
Kyngstonn Viliamu-Asa	2				1	1							
Drayk Bowen	1				1								
Jared Dawson	1						1						
Karson Hobbs	1						1						
Adon Shuler	1						1						
Jaylen Sneed	1				1								
Luke Talich	1					1							



NOTRE DAME SCORING DRIVES/PLAYS

DATE	OPPONENT	QTR/TIME	SCORING PLAY	PLAYS-YDS	TIME	SCORE (ND-OPP)
Aug. 31	Miami	2nd/05:21	Micah Gilbert 7 yd pass from CJ Carr (Noah Burnette kick)	11-68	05:49	7-7
Aug. 31	Miami	4th/14:55	Jordan Faison 1 yd pass from CJ Carr (Noah Burnette kick)	11-64	05:16	14-21
Aug. 31	Miami	4th/05:32	Noah Burnette 39 yd FG	10-54	04:10	17-24
Aug. 31	Miami	4th/03:21	CJ Carr 7 yd rush (Noah Burnette kick)	3-75	01:14	24-24
Sept. 13	Texas A&M	1st/13:06	Tae Johnson 20 yd blocked punt return (Noah Burnette kick)			7-0
Sept. 13	Texas A&M	1st/06:30	Jadarian Price 7 yd rush (Noah Burnette kick)	7-75	03:03	14-7
Sept. 13	Texas A&M	2nd/14:54	Noah Burnette 22 yd FG	11-38	05:55	17-7
Sept. 13	Texas A&M	2nd/09:43	Jeremiyah Love 36 yd pass from CJ Carr (Noah Burnette kick)	6-75	02:40	24-14
Sept. 13	Texas A&M	3rd/08:17	Jadarian Price 17 yd rush (Noah Burnette kick)	5-29	02:15	31-28
Sept. 13	Texas A&M	4th/14:01	Noah Burnette 39 yd FG	6-44	01:36	34-31
Sept. 13	Texas A&M	4th/02:53	Jeremiyah Love 12 yd rush (Preston Zinter pass from Tyler Buchner failed)	12-75	06:13	40-34
Sept. 20	Purdue	1st/13:40	Malachi Fields 66 yd pass from CJ Carr (Erik Schmidt kick)	1-66	00:09	7-0
Sept. 20	Purdue	1st/05:54	Jeremiyah Love 1 yd rush (Erik Schmidt kick)	10-56	04:57	14-7
Sept. 20	Purdue	2nd/10:00	Jadarian Price 21 yd rush (Erik Schmidt kick)	9-75	04:50	21-10
Sept. 20	Purdue	2nd/06:33	Jadarian Price 9 yd rush (Erik Schmidt kick)	5-36	02:16	28-10
Sept. 20	Purdue	2nd/01:00	Jadarian Price 100 yd kickoff return (Erik Schmidt kick)			35-16
Sept. 20	Purdue	3rd/12:54	Jeremiyah Love 46 yd rush (Erik Schmidt kick)	5-75	02:06	42-23
Sept. 20	Purdue	3rd/09:52	Jordan Faison 48 yd pass from CJ Carr (Erik Schmidt kick)	3-67	01:11	49-23
Sept. 20	Purdue	3rd/03:46	Jadarian Price 1 yd rush (Erik Schmidt kick)	8-70	05:01	56-23
Sept. 27	Arkansas	1st/08:16	Jeremiyah Love 1 yd rush (Noah Burnette kick)	10-75	04:39	7-3
Sept. 27	Arkansas	1st/04:14	Jeremiyah Love 7 yd pass (Noah Burnette kick)	6-73	03:14	14-3
Sept. 27	Arkansas	2nd/08:26	Will Pauling 23 yd pass from CJ Carr (Noah Burnette kick)	6-75	02:53	21-10
Sept. 27	Arkansas	2nd/06:04	Jeremiyah Love 34 yd pass from CJ Carr (Noah Burnette kick)	5-70	01:25	28-10
Sept. 27	Arkansas	2nd/00:35	Jeremiyah Love 3 yd rush (Noah Burnette kick)	12-75	03:13	35-13
Sept. 27	Arkansas	2nd/00:09	Jadarian Price 35 yd pass from CJ Carr (Noah Burnette kick)	2-45	00:15	42-13
Sept. 27	Arkansas	3rd/1:01	Jadardian Price 16 yd rush (Erik Schmidt kick)	11-87	05:37	49-13
Sept. 27	Arkansas	4th/08:54	Aneyas Williams 17 yd rush (Erik Schmidt kick)	4-57	02:07	56-13
Oct. 4	Boise State	1st/04:47	Will Pauling 19 yd pass from CJ Carr (Erik Schmidt kick blocked)	6-69	02:25	6-0
Oct. 4	Boise State	2nd/00:48	Jeremiyah Love 4 yd rush (Will Pauling pass from CJ Carr)	9-75	03:15	14-7
Oct. 4	Boise State	3rd/05:49	Malachi Fields 6 yd pass from CJ Carr (Marcello Diomedé kick)	10-79	04:31	21-7
Oct. 4	Boise State	4th/07:54	Jadarian Price 49 yd rush (Marcello Diomedé kick)	2-52	00:43	28-7
Oct. 11	NC State	1st/09:49	Jeremiyah Love 2 yd rush (Noah Burnette kick)	6-58	03:04	7-0
Oct. 11	NC State	2nd/00:00	Noah Burnette 48 yd FG	5-40	00:23	10-7
Oct. 11	NC State	3rd/06:58	KK Smith 18 yd pass from CJ Carr (Noah Burnette kick)	11-90	05:56	17-7
Oct. 11	NC State	3rd/02:46	Will Pauling 12 yd pass from CJ Carr (Noah Burnette kick)	5-80	01:28	24-7
Oct. 11	NC State	4th/12:48	Noah Burnette 34 yd FG	4-1	01:16	27-7
Oct. 11	NC State	4th/09:17	Safety			29-7
Oct. 11	NC State	4th/05:13	Jeremiyah Love 1 yd rush (Erik Schmidt kick)	10-82	03:41	36-7

## OPPONENT SCORING DRIVES

DATE	OPPONENT	QTR/TIME	SCORING PLAY	PLAYS-YDS	TIME	SCORE (ND-OPP)
Aug. 31	Miami	2nd/14:03	Malachi Toney 28 yd pass from Carson Beck (Carter Davis kick)	8-70	02:43	0-7
Aug. 31	Miami	2nd/00:12	CJ Daniels 20 yd pass from Carson Beck (Carter Davis kick)	10-75	05:09	7-14
Aug. 31	Miami	3rd/07:23	CharMar Brown 5 yd rush (Carter Davis kick)	12-75	07:37	7-21
Aug. 31	Miami	4th/09:42	Carter Davis 38 yd FG	4-8	02:13	14-24
Aug. 31	Miami	4th/01:04	Carter Davis 47 yd FG	10-46	02:17	24-27
Sept. 13	Texas A&M	1st/09:33	Mario Carver 86 yd pass from Marcel Reed (Randy Bond kick)	2-90	00:47	7-7
Sept. 13	Texas A&M	2nd/12:23	Le'Veon Moss 1 yd rush (Randy Bond kick)	5-75	02:31	17-14
Sept. 13	Texas A&M	2nd/05:32	Le'Veon Moss 2 yd rush (Randy Bond kick)	9-75	04:11	24-21
Sept. 13	Texas A&M	2nd/01:11	Le'Veon Moss 1 yd rush (Randy Bond kick)	7-47	02:20	24-28
Sept. 13	Texas A&M	3rd/00:44	Randy Bond 43 yd FG	6-25	02:50	31-31
Sept. 13	Texas A&M	4th/09:06	Randy Bond 45 yd FG	11-47	04:55	34-34
Sept. 13	Texas A&M	4th/00:13	Nate Boerkircher 11 yd pass from Marcel Reed (Randy Bond kick)	13-74	02:28	40-41
Sept. 20	Purdue	1st/10:58	Ryan Browne 14 yd pass from Devin Mockobee (Spencer Porath kick)	6-75	02:42	7-7
Sept. 20	Purdue	2nd/14:50	Spencer Porath 48 yd FG	13-45	06:04	14-10
Sept. 20	Purdue	2nd/01:46	Spencer Porath 26 yd FG	12-67	04:47	28-13
Sept. 20	Purdue	2nd/01:13	Spencer Porath 35 yd FG	4-1	00:27	28-16
Sept. 20	Purdue	2nd/00:07	Nitro Tuggle 24 yd pass from Ryan Browne (Spencer Porath kick)	6-75	00:53	35-23
Sept. 20	Purdue	4th/01:53	Jesse Watson 24 yd pass from Malachi Singleton (Spencer Porath kick)	5-58	02:05	56-30
Sept. 27	Arkansas	1st/12:55	Scott Starzyk 39 yd FG	7-54	02:05	0-3
Sept. 27	Arkansas	2nd/11:19	JacQawn McRoy 1 yd rush (Scott Starzyk kick)	14-75	07:55	14-10
Sept. 27	Arkansas	2nd/03:48	Scott Starzyk 49 yd FG	6-44	02:16	28-13
Oct. 4	Boise State	2nd/04:03	Maddux Madsen 1 yd rush (Colton Boomer kick)	10-72	05:24	6-7
Oct. 11	NC State	2nd/13:48	Terrell Anderson 45 yd pass from CJ Bailey (Kanoah Vinesett kick)	11-83	04:27	7-7





## THE LAST TIME...

## RUSHING

500 or more yards	515	at Boston College	2017
400 yards	451	Massachusetts	2015
300 yards	362	at Purdue	2024
200 yards	200	Boise State	2025
200 yards in the first half	278	at Purdue	2024
200 yards consecutive games	254	Purdue	2025
	210	at Arkansas	2025
three straight 200-yard rushing games	254	Purdue	2025
	210	Arkansas	2025
	200	Boise State	2025
four-straight 200-yard rushing games	258	at USC	2024
	273	Army	2024
	234	Virginia	2024
	201	Florida State	2024
70 or more attempts	76	Michigan State	1991
60 attempts	63	Navy	2007
50 attempts	56	at Syracuse	2022
40 attempts	40	at Arkansas	2025
40 attempts consecutive games	43	Purdue	2025
	40	at Arkansas	2025
Average over 7.0 yards per attempt	9.4	Army	2024
Eight or more rushing TDs	9	Pittsburgh	1965
Seven rushing TDs	7	at Boston College	2017
Six rushing TDs	6	at Purdue	2024
Five rushing TDs	5	Purdue	2025
Four rushing TDs	4	at Arkansas	2025
Three rushing TDs	3	Texas A&M	2025

## PASSING

500 or more yards	509	vs. Oklahoma State	2021
400 yards	431	at Arkansas	2025
300 yards	342	NC State	2025
60 or more attempts	68	vs. Oklahoma State	2021
50 attempts	53	Virginia Tech	2019
40 attempts	46	Cincinnati	2021
30 attempts	31	NC State	2025
35 or more completions	38	vs. Oklahoma State	2021
30 completions	35	at Clemson	2015
25 completions	27	at Stanford	2021
completions to 10 different receivers	10	Indiana	2024
6 or more TDs	6	Bowling Green	2019
5 TDs	5	Wake Forest	2023
4 TDs	4	at Arkansas	2025
3 TDs	3	Virginia	2024
5 or more interceptions thrown	7	Southern Cal	1967
4 interceptions thrown	4	at Arizona State	2014
3 interceptions thrown	3	at Louisville	2023

## TOTAL OFFENSE

700 or more yards	710	Wake Forest	2017
650 yards	654	Syracuse	2015
600 yards	641	at Arkansas	2025
550 yards	578	at Purdue	2024
500 yards	535	Purdue	2025
450 yards	485	NC State	2025
400 yards	429	Texas A&M	2025
400 yards in the first half	420	at Arkansas	2025
300 yards in the first half	302	at Navy	2024

## SCORING

scored 60 or more points	66	at Purdue	2024
50 points	56	at Arkansas	2025
45 points	49	at USC	2024
40 points	40	Texas A&M	2025
35 points	36	NC State	2025
30 points	31	at Georgia Tech	2024
40 points in the first half	42	at Arkansas	2025
30 points in the first half	35	Purdue	2025
21 or more points in a quarter	28	at Arkansas	2025
21 or more points in the first quarter	21	Louisville	2024
21 or more points in the second quarter	28	at Arkansas	2025
21 or more points in the third quarter	21	Purdue	2025
21 or more points in the fourth quarter	21	Florida State	2024
scored on the first 8 drives of the game (5 FG, 3 TD)	8	Boston College	2022
allowed 60 or more points		Never	
allowed 50 points	50	at Texas (2 OT)	2016
allowed 40 points	41	Texas A&M	2025
allowed 30 points	30	Purdue	2025
allowed 10 points or fewer	7	NC State	2025
held scoreless	0-17	at Boston College	2008
held scoreless at home	0-38	Southern Cal	2007
held scoreless on the road	0-17	at Boston College	2008
held scoreless in the first half	0	Ohio State	2023
held scoreless in the second half	0	vs. Navy	2022
held without offensive TD	3-30	vs. Clemson	2019
held without offensive TD on the road	3-10	at NC State	2016
held without offensive TD at home	0-38	Southern Cal	2007
held opponent scoreless	44-0	Boston College	2022
held opponent scoreless in first half	42-0	at Purdue	2024
held opponent scoreless at home	44-0	Boston College	2022
held opponent scoreless on the road	17-0	at Purdue	1993
held opponent without offensive TD	52-3	Florida State	2024
held opponent without offensive TD on the road	28-3	at Virginia	2021
held opponent without offensive TD at home	52-3	Florida State	2024
held opponent scoreless neutral site	22-0	vs. Maryland	2002
held two opponents scoreless in a season	22-0	vs. Maryland	2002
	42-0	Rutgers	2002
held three opponents scoreless in a season	23-0	Purdue	1976
	49-0	at Northwestern	1976
	41-0	Oregon	1976

held four/five/six opponents scoreless in a season	35-0	vs. Army	1966
	32-0	North Carolina	1966
	38-0	at Oklahoma	1966
	40-0	Pittsburgh	1966
	64-0	Duke	1966
	51-0	at Southern Cal	1966
scored on the first play of the game	INT return	at Syracuse	2022
		B. Joseph	29 yds

## TURNOVERS

did not commit a turnover	0	Boise State	2025
committed six or more turnovers	6	vs. Navy	1984
committed five turnovers	5	at Louisville	2023
lost four or more fumbles	4	Michigan State	1999
lost three fumbles	3	at Boston College	2020
recorded six or more takeaways	6 (1 int, 5 fumbles)	at Navy	2024
recorded five takeaways	5 (3 INT, 2 fumble)	Virginia	2024
recorded five takeaways, back-to-back games	5 (3 int, 2 fumble)	Southern Cal	2023
	5 (4 int, 1 fumble)	Pittsburgh	2023
returned an interception for a touchdown	2	at USC	2024
returned two interceptions for touchdowns	2	at USC	2024
returned two interceptions for touchdowns on back-to-back defensive possessions	2	at USC	2024
returned a fumble for a touchdown	1	at Navy	2024
returned two fumbles for touchdowns	2	Stanford	2003
recovered fumble in end zone for a TD	1	at Navy	2024
returned an interception for a TD, fumble return for a TD in same game		Georgia Tech	2021
returned two fumbles for a TD, interception for TD in same game		Purdue	2002

## DEFENSE

held opponent to 100 or fewer rushing yards	51	NC State	2025
held opponent to 50 or fewer rushing yards	38	at Purdue	2024
100 or fewer passing yards	26	Army	2024
200 or fewer passing yards	182	NC State	2025
100 or fewer passing yards, consecutive games	88	Florida State	2024
	88	at Navy	2024
200 or fewer total yards	200	at Purdue	2024
300 or fewer total yards	233	NC State	2025
300 or fewer total yards, consecutive games	296	Georgia	2024
	278	Indiana	2024
intercepted five or more passes	5	Michigan	2012
intercepted four passes	4	Boise State	2025
intercepted three passes	3	NC State	2025
intercepted three passes, consecutive games	4	Boise State	2025
	3	NC State	2025
forced five or more fumbles	5	at Louisville	2019
forced four fumbles	4	Syracuse	2020

forced three fumbles	3	Georgia	2024
scored a safety		NC State	2025
scored two safeties		Michigan State	1987
ND/opposing team each scored a safety		vs. Florida State	1995
recorded nine or more sacks	9	Michigan State	1994
eight sacks	8	Florida State	2024
seven sacks	8	Florida State	2024
six sacks	8	Florida State	2024
held opponent without a rushing first down	0	vs. Oregon State	2023
held opponent to 10 or fewer first downs	6	at Purdue	2024
held opponent to just one 3rd down conversion	1-12	at Purdue	2024
held opponent without a 3rd down conversion	0-12	UNLV	2022

## SPECIAL TEAMS

returned a punt for a touchdown	Pittsburgh	Chris Tyree (82 yds)	2023
returned two or more punts for a touchdown	Pittsburgh	Allen Rossum (55 yds) Allen Rossum (83 yds) Autry Denson (74 yds)	1996
100 or more punt return yards	Pittsburgh	102	2023
returned a blocked punt for a TD	Texas A&M	Tae Johnson (20 yds)	2025
returned a kickoff for a touchdown	Purdue	Jadarian Price (100 yds)	2025
returned 2 kickoffs for touchdowns	Pittsburgh	Allen Rossum (93 yds) Jarious Jackson (40 yds)	1997
returned a punt for TD, kickoff for TD in the same game	Nebraska	Joey Getherall (punt, 83 yds) Julius Jones (kick, 100 yds)	2000
returned a blocked FG for a TD	at Stanford	J. Jean-Baptiste (60)	2023
returned a kick for a TD and a blocked PAT in the same game	Syracuse	CJ Sanders (kick) Cole Luke (PAT blk)	2016
blocked a punt	Texas A&M	Loghan Thomas	2025
blocked two punts	Florida State	Adon Shuler, Preston Zinter	2024
blocked two consecutive punts	UNLV	Isaiah Foskey (both)	2022
blocked punt in consecutive games	Stanford & UNLV		2022
blocked punt in three cons. games	at Syracuse	Clarence Lewis	2022
blocked punt in four cons. games	Clemson	Jordan Botelho	2022
blocked punt in five cons. games	vs. Navy	Jack Kiser	2022
spoiled a fake punt attempt	vs. Oregon State	Joshua Burnham	2023
punted 10 or more times	at Michigan		2019
did not punt	at Arkansas		2025
blocked a field goal	at Georgia Tech	Bryce Young	2024
had a field goal blocked	Indiana		2024
blocked a PAT kick	Florida State	Jerry Tillery	2018
scored on a blocked PAT kick	Florida State	Julian Love	2018
missed a PAT kick	at Navy		2024
had a PAT kick blocked	Boise State		2025
opponent scored on blocked PAT	Northwestern		2014
had a punt blocked	Northwestern		2018
two-point conversion	Boise State	CJ Carr to Will Pauling	2025
multiple two-point conversions	Ohio State (2)	Riley Leonard to Jeremiyah Love, Jordan Faison to Beaux Collins	2024
missed two-point conversion	Texas A&M	pass failed	2025



stopped 3 two-point conv. attempts	at North Carolina		2022
recovered two opponent onside kicks	vs. Navy	P. Kollie, M. Salerno	2022
successful onside kick	Wake Forest		2023

## MISCELLANEOUS

had 35 or more first downs	35	at North Carolina	2022
had 30 or more first downs	32	at Arkansas	2025
had 25 or more first downs	27	Purdue	2025
had 20 or more first downs	24	NC State	2025
ND was not penalized		at LSU	1997
had 10 or more penalties	11	Boise State	2025
had 120 or more yards in penalties	120	at Rutgers	2000
had 40 or more minutes of possession time	40:55	vs. BYU	2022
had 35 or more minutes of possession time	35:43	Indiana	2024
was involved in a tie game	17-17	at Southern Cal	1994
was involved in an overtime game	41-38	at Florida State	2021
was involved in a 2 OT overtime game	47-40	Clemson	2020
was involved in a 3 OT overtime game	29-26	Pittsburgh	2012
was involved in a 4 OT overtime game	33-36	Pittsburgh	2008
game-winning score in last minue	0:31	at Duke	2023
Audric Estimé 30-yard rush			
Notre Dame scored on offense, defense and special teams		Southern Cal	2023
pass TD, rush TD, fumble return, kick return			
Notre Dame scored on offense, defense and special teams, consecutive game		Southern Cal	2023
pass TD, rush TD, fumble return, kick return			
		Pittsburgh	2023
pass TD, rush TD, interception return, punt return			

## NOTRE DAME PLAYERS

### RUSHING

rushed for 100 yards in 1st half	100	Riley Leonard	at Purdue	2024
rushed for 100 yards	108	Jeremiyah Love	Indiana	2024
rushed for 125 yards	103	Jeremiyah Love	Boise State	2025
rushed for 150 yards	157	Jeremiyah Love	Purdue	2025
rushed for 175 yards	238	Audric Estimé	at Stanford	2023
rushed for 200 yards	238	Audric Estimé	at Stanford	2023
rushed for 250 yards	262	Julius Jones	at Pittsburgh	2003
QB rushed for 200 yards	207	Brandon Wimbush	at Boston College	2017
QB rushed for 100 yards	143	Riley Leonard	Miami (OH)	2024
player rushed for 100 yards in consecutive games		Jeremiyah Love		
	130	Jeremiyah Love	Army	2024
	137	Jeremiyah Love	Virginia	2024
two players rush for over 100 yards	109	Jeremiyah Love	at Purdue	2024
	100	Riley Leonard	at Purdue	2024
three players rush for over 100 yds	128	DeShone Kizer	at Stanford	2015
	161	Josh Adams	at Stanford	2015
	124	Dexter Williams	at Stanford	2015

rushed 40 or more times	40	Allen Pinkett	at LSU	1984
rushed 35 times	35	Julius Jones	BYU	2003
rushed 30 times	32	James Aldridge	Navy	2007
rushed 25 times	25	Audric Estimé	at Stanford	2023
two players rush 20 times	20	Audric Estimé	at Syracuse	2022
	20	Logan Diggs	at Syracuse	2022
rushed for 4 or more TDs	4	Audric Estimé	at Stanford	2023
rushed for 3 TDs	3	Jadarian Price	Purdue	2025
rushed for 2 TDs	2	Jeremiyah Love	NC State	2025
Rushed for multiple TDs in consecutive games		Jeremiyah Love		
	2	Jeremiyah Love	Purdue	2025
	2	Jeremiyah Love	at Arkansas	2025
had a run of 90 yards or more	98	Jeremiyah Love	Indiana	2024
had a run of 80 yards or more	98	Jeremiyah Love	Indiana	2024
had a run of 70 yards or more	98	Jeremiyah Love	Indiana	2024
had a run of 60 yards or more	98	Jeremiyah Love	Indiana	2024
had a run of 50 yards or more	98	Jeremiyah Love	Indiana	2024

### PASSING

passed for 500 or more yards	509	Jack Coan	vs. Oklahoma St.	2021
passed for 400 yards	509	Jack Coan	vs. Oklahoma St.	2021
passed for 300 yards	342	CJ Carr	NC State	2025
attempted 60 or more passes	68	Jack Coan	vs. Oklahoma St.	2021
attempted 50 passes	53	Ian Book	Virginia Tech	2019
attempted 40 passes	40	Ian Book	Boston College	2019
attempted 30 passes	31	CJ Carr	NC State	2025
completed 30 or more passes	38	Jack Coan	vs. Oklahoma St.	2021
completed 20 passes	22	CJ Carr	at Arkansas	2025
threw six touchdowns	6	Brady Quinn	BYU	2005
threw five touchdowns	5	Jack Coan	vs. Oklahoma St.	2021
threw four touchdowns	4	CJ Carr	at Arkansas	2025
threw three touchdowns	3	Riley Leonard	Virginia	2024
threw five or more interceptions	5	Terry Hanratty	Southern Cal	1967
threw four interceptions	4	Everett Golson	at Arizona State	2014
threw three interceptions	3	Sam Hartman	at Louisville	2023
completed a pass of 90 yds or more	95	Dayne Crist	Michigan	2010
completed a pass of 80 yds or more	83	Brandon Wimbush	at Stanford	2017
completed a pass of 70 yds or more	76	Sam Hartman	Central Michigan	2023
completed a pass of 60 yds or more	65	CJ Carr	at Miami	2025
completed a pass of 50 yds or more	54	Riley Leonard	Penn State	2024
finished first half w/o incompletion	8-8	Drew Pyne	at Southern Cal	2022
completed 10 straight passes	15	Drew Pyne	at Southern Cal	2022
completed 15 consecutive passes	15	Drew Pyne	at Southern Cal	2022
consecutive completions to start a game	15	Drew Pyne	at Southern Cal	2022
consecutive passing attempts without an interception to start the season	150	Sam Hartman		2023





## RECEIVING

caught 10 or more passes	11	Michael Mayer	vs. BYU	2022
caught 7 passes	7	Jordan Faison	at Arkansas	2025
had 200 or more yards	201	Golden Tate	at Stanford	2009
had 175 yards	180	Chase Claypool	Wake Forest	2017
had 150 yards	180	Chase Claypool	Wake Forest	2017
had 100 yards	105	Jordan Faison	Purdue	2025
two-consecutive games with 100 yards		Jaden Greathouse	105- Penn State 128 - Ohio State	2024
had 2/3 receivers with 100+ yds	109	Eli Raridon	NC State	2025
	105	Will Pauling	NC State	2025
caught a 75 yd pass	76	Chris Tyree	Central Michigan	2023
two receptions over 75 or more	75	Tobias Merriweather	Central Michigan	2023
	76	Chris Tyree	Central Michigan	
caught 4 or more TDs	4	Chase Claypool	Navy	2019
caught 3 or more TDs	3	Javon McKinley	Syracuse	2020
caught 3 or more TDs in one half	3	Ben Skowronek	at Boston College	2020
caught 2 or more TDs	2	Jeremiah Love	at Arkansas	2025

## TOTAL OFFENSE

had 500 or more total yards	505	Jack Coan	vs. Oklahoma St.	2021
had 400 total yards	406	Ian Book	New Mexico	2019
had 100 yard passing, 100 rushing	154 143	Riley Leonard	Miami (OH)	2024
had 3 RB with 100+ scrimmage yards	134	Audric Estimé	at North Carolina	2022
	111	Chris Tyree	at North Carolina	2022
	115	Logan Diggs	at North Carolina	2022

## SCORING

accounted for 6 or more TDs	6	Ian Book	New Mexico	2019
accounted for 5 or more TDs	5	Tyler Buchner	vs. South Carolina	2022
accounted for 4 or more TDs	4	Jeremiah Love	at Arkansas	2025
accounted for 3 or more TDs	3	Riley Leonard	Ohio State	2024

## DEFENSE

3 or more interceptions	3	Benjamin Morrison	Boston College	2022
2 interceptions	2	Leonard Moore	Boise State	2025
2 int. in back-to-back games	2	Xavier Watts	Southern Cal	2023
	2	Xavier Watts	Pittsburgh	2023
interception in 3 straight games	3	Xavier Watts	Southern Cal Pittsburgh at Clemson	2023
intercepted a pass against same opponent, consecutive meetings		Xavier Watts	USC	2023 2024
interception return for a TD	1	Christian Gray	at USC	2024
	1	Xavier Watts	at USC	2024
returned 2 interceptions for TDs, same game		Christian Gray (99 yds)	at USC	2024
		Xavier Watts (100 yds)	at USC	2024
interception return for a TD, consecutive games		Tom Zbikowski	Tennessee BYU	2005
forced 2 fumbles	2	Howard Cross III	at Duke	2023
recovered 3 fumbles			never	

recovered 2 fumbles	2	Nick McCloud	vs. Clemson	2020
fumble return for TD		Jaylen Sneed (in end zone)	at Navy	2024
2 fumble returns for a TD	2	Tony Driver (24, 22 yards)	Navy	2000
20 or more tackles	21	Manti Te'o	Stanford	2010
15 tackles	17	Te'von Coney	vs. LSU	2017
10 tackles	10	Jack Kiser	Penn State	2024
2 players, 10 tackles, same game	13	Howard Cross III	at Duke	2023
	11	JD Bertrand	at Duke	2023
defensive lineman 10 tackles	13	Howard Cross III	at Duke	2023
defensive lineman interception return for a touchdown	34	Boubacar Traore	at Purdue	2024
defensive lineman fumble return for a touchdown	70	Myron Tagovailoa-Amosa	Georgia Tech	2021
4.0 or more sacks	4.0	Jerry Tillery	Stanford	2018
3.0 sacks	3.0	Rylie Mills	Florida State	2024
2.0 sacks	2.0	Boubacar Traore	NC State	2025
Sacks on back-to-back plays	2	Rylie Mills	Florida State	2024
Back-to-back sacks, different players		Elijah Hughes/ Jalen Stroman	NC State	2025
INT, FF, FR in same game		Xavier Watts	Southern Cal	2023
INT, FF, FR, def TD in same game		Xavier Watts	Southern Cal	2023
2 INT, FF, FR for a TD		Xavier Watts	Southern Cal	2023

## SPECIAL TEAMS

scored 17 or more points kicking	17	Jonathan Doerer	vs. Clemson	2020
scored 15 points kicking	17	Jonathan Doerer	vs. Clemson	2020
scored 10 points kicking	11	Mitch Jeter	Georgia	2024
5 or more field goals	5	Kyle Brindza	vs. Rutgers	2013
4 field goals	4	Jonathan Doerer	vs. Clemson	2020
2 field goals of 50 yards or more	2	Spencer Shrader	at Louisville	2023
longest field goal	54	Spencer Shrader	at NC State	2023
	54	Spencer Shrader	at Louisville	2023
field goal of 50 yards or more	54	Spencer Shrader	at Louisville	2023
punted over 70 yards	72	Jay Bramblett	vs. Wisconsin	2021
punted over 60 yards	60	James Rendell	at USC	2024
punted 10 or more times	10	Jay Bramblett	at Michigan	2019
returned a kickoff for a TD	100	Jadarian Price	Purdue	2025
returned 2 kickoffs for a TD	89 92	Raghib Ismail	at Michigan	1989
returned 2 kickoffs for a TD, same season	92 93	C.J. Sanders	vs. Army vs. Syracuse	2016
175 yards or more on kickoff returns	182	C.J. Sanders	at Stanford	2015
100 yards or more on kickoff returns	142	Jadarian Price	Purdue	2025
returned a blocked PAT for 2 pts		Julian Love	Florida State	2018
returned a blocked FGA for a TD	60	J. Jean-Baptiste	at Stanford	2023
returned a punt for a touchdown	82	Chris Tyree	Pittsburgh	2023
returned 2 punts for a TD, same game	55 83	Allen Rossum	Pittsburgh	1996
returned a punt for a TD, interception for a TD same game		Tom Zbikowski	Tennessee	2005
100 yards or more on punt returns	101	Golden Tate	at Pittsburgh	2009

THE LAST TIME AN OPPOSING TEAM...

RUSHING			
400 or more yards	411	Pittsburgh	1975
300 yards	303	Michigan	2019
200 yards	214	Ohio State	2024
50 or more rushing attempts	58	Army	2024
5 or more rushing TDs	5	Texas	2016
4 rush TDs	4	at Southern Cal	2022
two players with 100+ rushing yards in a game	2	BYU	2013
Taysom Hill - 100; Paul Laskike - 101			

PASSING			
400 or more yards	439	Clemson	2020
300 yards	303	Purdue	2025
60 or more passing attempts	60	Tennessee	1990
50 passing attempts	51	vs. Oklahoma St.	2021
40 passing attempts	40	Purdue	2025
30 or more pass completions	34	vs. Oklahoma St.	2021
5 or more passing TDs	5	at North Carolina	2022
4 passing TDs	4	vs. Oklahoma St.	2021
3 passing TDs	3	Purdue	2025

TOTAL OFFENSE			
600 or more yards	605	vs. Oklahoma St.	2021
500 yards	557	at USC	2024
400 yards	488	Texas A&M	2025
90 or more plays	95	vs. Oklahoma St.	2021
80 plays	81	Stanford	2022
75 plays	77	at USC	2024

SCORING			
60 or more points		never	
50 points	50	at Texas	2016
40 points	41	Texas A&M	2025
30 points	30	Purdue	2025
scored a two-point conversion		Indiana	2024

TURNOVERS			
did not commit a turnover		Miami (FL)	2025
3 or more fumbles lost	5	at Navy	2024
Threw 5 or more interceptions	5	Southern Cal	1967
Threw 4 interceptions	4	Boise State	2023
Threw 3 interceptions	3	NC State	2025
returned an interception for a touchdown		at Clemson	2023
J. Trotter - 28 yards			
returned two interceptions for a touchdown		vs. South Carolina	2022
O'Donnell Fortune - 100 yards			
DQ Smith - 47 yards			
returned a fumble for a touchdown		at Georgia Tech	2020
Zamari Walton - 93 yards			

DEFENSE			
held ND to 10 or fewer first downs	10	at NC State	2016
scored a safety		Stanford	2016
held ND to 50 or fewer rushing yards	44	at Louisville	2023
held ND to 200 or fewer passing yards	90	Georgia	2024
held ND to 100 or fewer passing yards	90	Georgia	2024
held ND to 300 or fewer total yards	244	Georgia	2024
held ND to 200 or fewer total yards	180	at Michigan	2019
posted five or more sacks	5.0	Penn State	2024

SPECIAL TEAMS			
returned a punt for a touchdown	at Southern Cal	Adore Jackson (55 yds)	2016
returned a blocked punt for a TD	NC State	Germain Pratt (0 yds)	2017
returned a kickoff for a TD	Pittsburgh	Maurice French (99 yds)	2018
returned kickoff, punt in same game	at Southern Cal	Adore Jackson (55 yd PR; 97 yd KR)	2016
punted 10 or more times	Purdue	10	2024
did not punt	Miami (FL)		1985
missed a PAT kick attempt	vs. Navy		2022

MISCELLANEOUS			
had 30 or more first downs	34	vs. Oklahoma St.	2021
had 20 first downs	20	Purdue	2025
had 10 or more penalties	13	Boise State	2025
had 100 or more yards in penalties	112	Boise State	2025
had 35 or more minutes of possession time	25:46	Boise State	2025
had 100-yd receiver, 100-yd rusher		vs. Oklahoma St.	2021
Spencer Sanders, 125 rushing; Brennan Presley 137 receiving; Tay Martin 104 receiving			
had 2 players with 100 receiving yards		vs. Oklahoma St.	2021
Brennan Presley, 137; Tay Martin 104			

AN OPPOSING PLAYER				
RUSHING				
rushed for 100 yards	100	Quinshon Judkins	Ohio State	2024
rushed for 150 yards	186	Phil Mafah	at Clemson	2023
rushed for 200 yards	210	Alexander Teich	Navy	2010
rushed for 300 yards	303	Tony Dorsett	Pittsburgh	1975
rushed 40 or more times	42	Craig Heyward	Pittsburgh	1987
rushed 30 times	39	Bryson Daily	Army	2024
rushed 25 times	39	Bryson Daily	Army	2024
rushed for 5 or more TDs	5	Walter Reyes	at Syracuse	2003
rushed for 4 TDs	4	Ezekiel Elliott	vs. Ohio State	2015
rushed for 3 TDs	3	Nicholas Singleton	Penn State	2024
rushed for 2 TDs	2	Quinshon Judkins	Ohio State	2024
a rush of 80 yards or more	89	Jashaun Corbin	at Florida State	2021
a rush of 70 yards	70	Quinshon Judkins	Ohio State	2024
a rush of 60 yards	60	Blake Horvath	at Navy	2024
a rush of 50 yards	60	Blake Horvath	at Navy	2024

## PASSING

passed for 300 yards	360	Marcel Reed	Texas A&M	2025
passed for 400 yards	439	D.J. Uiagalelei	Clemson	2020
passed for 500 yards		never		
attempted 60 or more passes	60	Andy Kelly	Tennessee	1990
attempted 50 passes	51	Spencer Sanders	vs. Oklahoma St.	2021
attempted 40 passes	48	Jayden Maiava	at USC	2024
completed 30 passes	34	Spencer Sanders	vs. Oklahoma St.	2021
completed 20 passes	22	Maddux Madsen	Boise State	2025
threw 6 or more TDs	6	Cody Kessler	Southern Cal	2014
threw 5 TDs	5	Drake Maye	at North Carolina	2022
threw 4 TDs	4	Spencer Sanders	vs. Oklahoma St.	2021
completed 90-yard or more pass	97	Kyle Orton	Purdue	2004
completed 80-yard pass	86	Marcel Reed	Texas A&M	2025
completed 70-yard pass	83	Ethan Hampton	Northern Illinois	2024
completed 60-yard pass	67	Gunner Stockton	Georgia	2024

## RECEIVING

caught 15 or more passes	15	Drake London	Southern Cal	2021
caught 10 passes	11	Emeka Egbuka	at Ohio State	2022
	11	Marvin Harrison Jr.	at Ohio State	2022
had 200 or more yards receiving	207	Mario Carver	Texas A&M	2025
had 150 yards receiving	150	Antoine Green	at North Carolina	2022
had 100 yards receiving	133	Makai Lemon	at USC	2024
caught 3 or more TD passes	3	Ja'Kobi Lane	at USC	2024

## SCORING

accounted for 7 or more TDs	7	Spencer Sanders	vs. Oklahoma St.	2021
accounted for 6 TDs	6	Cody Kessler	Southern Cal	2014
accounted for 5 TDs	5	Jayden Maiava	at USC	2024

## DEFENSE

3 or more interceptions	3	Rod Johnson	NC State	2003
2 interceptions	2	Devin Neal	at Louisville	2023
3.0 or more sacks	3.0	Bradley Chubb	NC State	2016
2.0 sacks	2.0	Dani Dennis-Sutton	Penn State	2024

## SPECIAL TEAMS

kicked 4 or more field goals	4	Brock Travelstead	at Louisville	2023
kicked a 50-yd or more field goal	56	Brock Travelstead	Louisville	2024
kicked a punt of 65 or more yards	65	Jake Bailey	Stanford	2017
totaled 100 or more KR yards	117	Makai Lemon	at USC	2024



GAME 1 AT MIAMI

NO. 7/8 NOTRE DAME 24, NO. 10/10 MIAMI 27

SCORING SUMMARY

	1st	2nd	3rd	4th	Final
Notre Dame	0	7	0	17	24
Miami	0	14	7	6	27

QTR	TEAM	SCORING PLAY
2nd	MIA	M. Toney 28-yd pass from C. Beck (C. Davis kick), 8-70, 02:43
2nd	ND	M. Gilbert 7-yd pass from C. Carr (N. Burnette kick), 11-68, 05:49
2nd	MIA	C. Daniels 20-yd pass from C. Beck (C. Davis kick), 10-75, 05:09
3rd	MIA	C. Brown 5-yd rush (C. Davis kick), 12-75, 07:37
4th	ND	J. Faison 1-yd pass from C. Carr (N. Burnette kick), 11-64, 05:16
4th	MIA	C. Davis 38-yd FG, 4-8, 02:13
4th	ND	N. Burnette 39-yd FG, 10-54, 04:10
4th	ND	C. Carr 7-yd rush (N. Burnette kick), 3-75, 01:14
4th	MIA	C. Davis 47-yd FG, 10-46, 02:17

GAME SUMMARY

	NOTRE DAME	MIAMI
FIRST DOWNS.....	18	20
RUSHES-YARDS (NET).....	28-93	38-119
PASSING YDS (NET).....	221	205
Passes Comp-Att-Int.....	19-30-1	20-31-0
TOTAL OFFENSE PLAYS-YARDS .....	58-314	69-324
Fumble Returns-Yards.....	0-0	0-0
Punt Returns-Yards.....	2-9	1-9
Kickoff Returns-Yards.....	1-15	1-32
Interception Returns-Yards.....	0-0	1-12
Punts (Number-Yds-Avg).....	4-180-45.0	5-213-42.6
Fumbles-Lost.....	2-1	1-0
Penalties-Yards.....	5-30	6-51
Time of Possession.....	26:03	33:57
Third-Down Conversions.....	4-9	5-14
Fourth-Down Conversions.....	0-0	1-2
Red-Zone Scores-Chances.....	3-3	3-4
Sacks By - Number-Yards .....	1-7	3-24



TE Eli Raridon posted the longest reception of his career with a 65-yard catch and led all players in the game with 97 receiving yards.

August 31, 2025 | Miami, FL

Hard Rock Stadium | Kickoff - 7:44 PM | Time - 3:26 | Attendance - 66,793  
TV: ABC - Sean McDonough, Greg McElroy, Molly McGrath  
Weather: Rain, 77 F | Wind: N 4 MPH

NOTRE DAME

RUSHING	Att.	Gain	Loss	Net	TD	Long	Avg.
Jadarian Price	6	49	4	45	0	30	7.5
Jeremiyah Love	10	33	0	33	0	8	3.3
CJ Carr	11	42	26	16	1	13	1.5
TEAM	1	0	1	-1	0	0	-1.0
- TOTALS -	28	124	31	93	1	30	3.3

PASSING	Comp.	Att.	INT	Yds	TD	Long	Sack
CJ Carr	19	30	1	221	2	65	3

RECEIVING	Targets	Catches	Yards	YAC	TD	Long
Eli Raridon	9	5	97	62	0	65
Jordan Faison	6	5	33	40	1	15
Jeremiyah Love	6	4	26	32	0	11
Micah Gilbert	2	2	17	5	1	10
Jaden Greathouse	3	0	0	0	0	0
-TOTALS -	29	19	221	151	2	65

PUNTING	No.	Yards	Avg.	Long	I-20	TB
James Rendell	4	180	45.0	55	1	0

FIELD GOALS	Made	Att.	Long	Kicks
Noah Burnette	1	1	39	39

MIAMI

RUSHING	Att.	Gain	Loss	Net	TD	Long	Avg.
Mark Fletcher Jr.	15	69	3	66	0	15	4.4
CharMar Brown	15	54	0	54	1	8	3.6
Jordan Lyle	5	11	0	11	0	5	2.2
Dylan Joyce	0	0	2	-2	0	0	0.0
Carson Beck	2	5	7	-2	0	5	-1.0
TEAM	1	0	8	-8	0	0	-8.0
- TOTALS -	38	139	20	119	1	15	3.1

PASSING	Comp.	Att.	INT	Yds	TD	Long	Sack
Carson Beck	20	31	0	205	2	28	1

RECEIVING	Targets	Catches	Yards	YAC	TD	Long
Malachi Toney	10	6	82	40	1	28
CJ Daniels	5	5	46	13	1	20
Keelan Marion	5	3	29	6	0	14
CharMar Brown	2	2	17	26	0	10
Joshua Moore	4	2	8	3	0	8
Elija Lofton	2	1	15	2	0	15
Mark Fletcher Jr.	1	1	8	4	0	8
Joshisa Trader	2	0	0	0	0	0
- TOTALS -	31	20	205	94	2	28

PUNTING	No.	Yards	Avg.	Long	I-20	TB
Dylan Joyce	5	213	42.6	44	0	0

FIELD GOALS	Made	Att.	Long	Kicks
Carter Davis	2	2	47	38, 47

GAME 2 VS TEXAS A&M

NO. 8/8 NOTRE DAME 40, NO. 16/17 TEXAS A&M 41

SCORING SUMMARY

	1st	2nd	3rd	4th	Final
Texas A&M	7	21	3	10	41
Notre Dame	14	10	7	9	40

QTR	TEAM	SCORING PLAY
1st	ND	T. Johnson 20-yd blocked punt return (N. Burnette kick), 01:54
1st	TAMU	M. Craver 86-yd pass from M. Reed (R. Bond kick), 2-90, 00:47
1st	ND	J. Price 7-yd rush (N. Burnette kick), 7-75, 03:03
2nd	ND	N. Burnette 22-yd FG, 11-38, 05:55
2nd	TAMU	L. Moss 1-yd rush (R. Bond kick), 5-75, 02:31
2nd	ND	J. Love 36-yd pass from C. Carr (Burnette kick), 6-75, 02:40
2nd	TAMU	L. Moss 2-yd rush (R. Bond kick), 9-75, 04:11
2nd	TAMU	L. Moss 1-yd rush (R. Bond kick), 7-47, 02:20
3rd	ND	J. Price 17-yd rush (N. Burnette kick), 5-29, 02:15
3rd	TAMU	R. Bond 43-yd FG, 6-25, 02:50
4th	ND	N. Burnette 39-yd FG, 6-44, 01:36
4th	TAMU	R. Bond 45-yd FG, 11-47, 04:55
4th	ND	J. Love 12-yd rush (P. Zinter pass from T. Buchner failed), 12-75, 06:13
4th	TAMU	N. Boerkircher 11-yd pass from M. Reed (R. Bond kick), 13-74, 02:28

GAME SUMMARY

	TEXAS A&M	NOTRE DAME
FIRST DOWNS.....	24	23
RUSHES-YARDS (NET).....	32-128	39-136
PASSING YDS (NET).....	360	293
Passes Comp-Att-Int.....	17-37-1	20-32-1
TOTAL OFFENSE PLAYS-YARDS.....	69-488	71-429
Fumble Returns-Yards.....	0-0	0-0
Punt Returns-Yards.....	0-0	2-56
Kickoff Returns-Yards.....	2-55	2-39
Interception Returns-Yards.....	1-3	1-0
Punts (Number-Yds-Avg).....	4-121-30.2	2-92-46.0
Fumbles-Lost.....	0-0	1-0
Penalties-Yards.....	13-86	5-31
Time of Possession.....	26:53	33:07
Third-Down Conversions.....	4-11	7-15
Fourth-Down Conversions.....	1-1	2-4
Red-Zone Scores-Chances.....	4-4	5-5
Sacks By - Number-Yards.....	2-15	0-0



S Tae Johnson recovered a blocked punt and returned it 20 yards for the first touchdown of his career.

September 13, 2025 | South Bend, IN

Notre Dame Stadium | Kickoff - 7:45 PM | Time - 3:55 | Attendance - 77,622

TV: NBC - Noah Eagle, Todd Blackledge, Kathryn Tappen

Weather: Cloudy, 72 F | Wind: SE 6 MPH

NOTRE DAME

RUSHING	Att.	Gain	Loss	Net	TD	Long	Avg.
Jeremiyah Love	23	107	13	94	1	16	4.1
Jadarian Price	12	69	1	68	2	24	5.7
TEAM	1	0	11	-11	0	0	-11.0
CJ Carr	3	0	15	-15	0	0	-5.0
- TOTALS -	39	176	40	136	3	24	3.5

PASSING	Comp.	Att.	INT	Yds	TD	Long	Sack
CJ Carr	20	32	1	293	1	43	2

RECEIVING	Targets	Catches	Yards	YAC	TD	Long
Malachi Fields	11	5	77	12	0	27
Eli Raridon	4	4	85	27	0	43
Jeremiyah Love	6	4	53	45	1	36
Jaden Greathouse	2	2	41	11	0	34
Will Pauling	2	2	13	4	0	8
KK Smith	1	1	7	0	0	7
Jadarian Price	1	0	0	0	0	0
- TOTALS -	32	20	293	109	1	43

PUNTING	No.	Yards	Avg.	Long	I-20	TB
James Rendell	2	92	46.0	47	2	0

FIELD GOALS	Made	Att.	Long	Kicks
Noah Burnette	2	2	39	22, 39

TEXAS A&M

RUSHING	Att.	Gain	Loss	Net	TD	Long	Avg.
Le'Veon Moss	20	81	0	81	3	12	4.0
Marcel Reed	7	38	1	37	0	14	5.3
Rueben Owens II	3	6	1	5	0	4	1.7
Amari Daniels	1	4	0	4	0	4	4.0
Terry Bussey	1	1	0	1	0	1	1.0
- TOTALS -	32	130	2	128	3	14	4.0

PASSING	Comp.	Att.	INT	Yds	TD	Long	Sack
Marcel Reed	17	37	1	360	2	86	0

RECEIVING	Targets	Catches	Yards	YAC	TD	Long
Mario Craver	12	7	207	139	1	86
KC Concepcion	11	4	82	15	0	45
Terry Bussey	2	2	27	13	0	18
Theo Melin Ohrström	4	2	9	4	0	7
Reuben Owens II	1	1	24	6	0	24
Nate Boerkircher	1	1	11	0	1	11
Ashton Bethel-Roman	2	0	0	0	0	0
Le'Veon Moss	1	0	0	0	0	0
Amari Niblack	2	0	0	0	0	0
- TOTALS -	36	17	360	177	2	86

PUNTING	No.	Yards	Avg.	Long	I-20	TB
Tyler White	3	121	40.3	45	0	0
TEAM	1	0	0.0	0	0	0

FIELD GOALS	Made	Att.	Long	Kicks
Randy Bond	2	3	45	x52, 43, 45

GAME 3 VS PURDUE

NO. 24/21 NOTRE DAME 56, PURDUE 30

SCORING SUMMARY

	1st	2nd	3rd	4th	Final
Purdue	7	16	0	7	30
Notre Dame	14	21	21	0	56

QTR	TEAM	SCORING PLAY
1st	ND	M. Fields 66-yd pass from C. Carr (E. Schmidt kick), 1-66, 00:09
1st	PUR	R. Browne 14-yd pass from D. Mockobee (S. Porath kick), 6-75, 02:42
1st	ND	J. Love 1-yd rush (E. Schmidt kick), 10-56, 04:57
2nd	PUR	S. Porath 48-yd FG, 13-45, 06:04
2nd	ND	J. Price 21-yd rush (E. Schmidt kick), 9-75, 04:50
2nd	ND	J. Price 9-yd rush (E. Schmidt kick), 5-36, 02:16
2nd	PUR	S. Porath 26-yd FG, 12-67, 04:47
2nd	PUR	S. Porath 35-yd FG, 4-1, 00:27
2nd	ND	J. Price 100-yd kickoff return (E. Schmidt kick), 00:00
2nd	PUR	N. Tuggle 24-yd pass from R. Browne (S. Porath kick), 6-75, 00:53
3rd	ND	J. Love 46-yd rush (E. Schmidt kick), 5-75, 02:06
3rd	ND	J. Faison 48-yd pass from C. Carr (E. Schmidt kick), 3-67, 01:11
3rd	ND	J. Price 1-yd rush (E. Schmidt kick), 8-70, 05:01
4th	PUR	J. Watson 24-yd pass from M. Singleton (S. Porath kick), 5-58, 02:05

GAME SUMMARY

	PURDUE	NOTRE DAME
FIRST DOWNS.....	20	27
RUSHES-YARDS (NET).....	28-76	43-254
PASSING YDS (NET).....	303	281
Passes Comp-Att-Int.....	25-40-2	17-20-0
TOTAL OFFENSE PLAYS-YARDS .....	68-379	63-535
Fumble Returns-Yards.....	0-0	0-0
Punt Returns-Yards.....	0-0	2-13
Kickoff Returns-Yards.....	0-0	4-167
Interception Returns-Yards.....	0-0	2-8
Punts (Number-Yds-Avg).....	5-226-45.2	0-0-0
Fumbles-Lost.....	1-0	1-1
Penalties-Yards.....	7-75	3-30
Time of Possession.....	28:00	32:00
Third-Down Conversions.....	4-14	6-10
Fourth-Down Conversions.....	1-1	0-2
Red-Zone Scores-Chances.....	3-3	3-4
Sacks By - Number-Yards .....	1-6	3-18



RB Jadarian Price tallied four total touchdowns – three rushing and one kickoff return – with 216 all-purpose yards.

September 20, 2025 | South Bend, IN

Notre Dame Stadium | Kickoff - 3:41 PM | Time - 4:54 | Attendance - 77,622

TV: NBC - Dan Hicks, Jason Garrett, Zora Stephenson

Weather: Cloudy, 83 F (game delayed for 1:54 due to lightning) | Wind: S 6 MPH

NOTRE DAME

RUSHING	Att.	Gain	Loss	Net	TD	Long	Avg.
Jeremiyah Love	19	160	3	157	2	46	8.3
Jadarian Price	9	74	0	74	3	21	8.2
Nolan James Jr.	4	11	0	11	0	5	2.8
Aneayas Williams	4	10	0	10	0	3	2.5
Kenny Minchey	1	6	0	6	0	6	6.0
CJ Carr	2	6	6	0	0	6	0.0
TEAM	4	0	4	-4	0	0	-1.0
- TOTALS -	43	267	13	254	5	46	5.9

PASSING	Comp.	Att.	INT	Yds	TD	Long	Sack
CJ Carr	10	12	0	223	2	66	1
Kenny Minchey	7	8	0	58	0	26	0
- TOTALS -	17	20	0	281	2	66	1

RECEIVING	Targets	Catches	Yards	YAC	TD	Long
Jordan Faison	6	5	105	33	1	48
Ty Washington	3	3	19	5	0	14
Malachi Fields	2	2	78	20	1	66
Micah Gilbert	2	2	37	11	0	26
Will Pauling	2	2	29	16	0	21
KK Smith	1	1	11	0	0	11
Logan Saldate	1	1	2	0	0	2
Jack Larsen	1	1	0	3	0	0
Jaden Greathouse	1	0	0	0	0	0
Elijah Burress	1	0	0	0	0	0
- TOTALS -	20	17	281	88	2	66

PUNTING	No.	Yards	Avg.	Long	I-20	TB
(none)						

FIELD GOALS	Made	Att.	Long	Kicks
Erik Schmidt	0	1	n/a	x31

PURDUE

RUSHING	Att.	Gain	Loss	Net	TD	Long	Avg.
Malachi Singleton	5	26	0	26	0	12	5.2
Ryan Browne	6	31	13	18	0	11	3.0
Devin Mockobee	12	18	2	16	0	6	1.3
Jack McCallister	1	10	0	10	0	10	10.0
Antonio Harris	3	6	1	5	0	5	1.7
Michael Jackson III	1	1	0	1	0	1	1.0
- TOTALS -	28	92	16	76	0	12	2.7

PASSING	Comp.	Att.	INT	Yds	TD	Long	Sack
Ryan Browne	21	34	1	250	1	31	2
Malachi Singleton	3	4	1	39	1	24	0
Devin Mockobee	1	1	0	14	1	14	0
TEAM	0	1	0	0	0	0	0

RECEIVING	Targets	Catches	Yards	YAC	TD	Long
Devin Mockobee	7	7	56	57	0	23
Michael Jackson III	6	4	62	15	0	20
Nitro Tuggle	6	3	66	0	1	31
Jesse Watson	5	2	28	0	1	24
George Burhenn	2	2	20	1	0	14
Antonio Harris	3	2	20	21	0	11
Corey Smith	2	2	19	0	0	13
Arhmad Branch	4	2	18	5	0	13
Ryan Browne	1	1	14	16	1	14
EJ Horton	1	0	0	0	0	0
Christian Earl	1	0	0	0	0	0
Rico Walker	1	0	0	0	0	0
- TOTALS -	39	25	303	115	3	31

PUNTING	No.	Yards	Avg.	Long	I-20	TB
Jack McCallister	5	226	45.2	58	1	0

FIELD GOALS	Made	Att.	Long	Kicks
Spencer Porath	3	3	48	48, 26, 35



GAME 4 AT ARKANSAS

NO. 22/21 NOTRE DAME 56, ARKANSAS 13

SCORING SUMMARY

	1st	2nd	3rd	4th	Final
Notre Dame	14	28	7	7	56
Arkansas	3	10	0	0	13

QTR	TEAM	SCORING PLAY
1st	ARK	S. Starzyk 39-yd FG, 7-54, 02:05
1st	ND	J. Love 1-yd rush (N. Burnette kick), 10-75, 04:39
1st	ND	J. Love 7-yd pass from C. Carr (N. Burnette kick), 6-73, 03:14
2nd	ARK	J. McRoy 1-yd rush (S. Starzyk kick), 14-75, 07:55
2nd	ND	W. Pauling 23-yd pass from C. Carr (N. Burnette kick), 6-75, 02:53
2nd	ND	J. Love 34-yd pass from C. Carr (N. Burnette kick), 5-70, 01:25
2nd	ARK	S. Starzyk 49-yd FG, 6-44, 02:16
2nd	ND	J. Love 3-yd rush (N. Burnette kick), 12-75, 03:13
2nd	ND	J. Price 35-yd pass from C. Carr (N. Burnette kick), 2-45, 00:15
3rd	ND	J. Price 16-yd rush (E. Schmidt kick), 11-87, 05:47
4th	ND	A. Williams 17-yd rush (E. Schmidt kick), 4-57, 02:07

GAME SUMMARY

	NOTRE DAME	ARKANSAS
FIRST DOWNS.....	32	15
RUSHES-YARDS (NET).....	40-210	30-158
PASSING YDS (NET).....	431	207
Passes Comp-Att-Int.....	24-32-0	17-32-1
TOTAL OFFENSE PLAYS-YARDS .....	72-641	62-365
Fumble Returns-Yards.....	0-0	0-0
Punt Returns-Yards.....	1-3	0-0
Kickoff Returns-Yards.....	0-0	0-0
Interception Returns-Yards.....	1-0	2-8
Punts (Number-Yds-Avg).....	0-0-0	2-90-45.0
Fumbles-Lost.....	0-0	1-1
Penalties-Yards.....	5-42	6-60
Time of Possession.....	32:47	27:13
Third-Down Conversions.....	6-10	7-15
Fourth-Down Conversions.....	2-3	1-3
Red-Zone Scores-Chances.....	5-5	1-2
Sacks By - Number-Yards .....	3-21	1-14



QB CJ Carr completed 22 of 30 passes for 354 yards and four touchdowns with no interceptions.

September 27, 2025 | Fayetteville, AR

Razorback Stadium | Kickoff - 11:07 AM CT | Time - 3:20 | Attendance - 75,111  
TV: ABC - Dave Pasch, Dusty Dvoracek, Taylor McGregor  
Weather: Sunny, 75 F | Wind: SW 3 MPH

NOTRE DAME

	Att.	Gain	Loss	Net	TD	Long	Avg.
<b>RUSHING</b>							
Jadarian Price	13	86	0	86	1	20	6.6
Jeremiah Love	14	58	1	57	2	15	4.1
Gi'Bran Payne	3	29	2	27	0	24	9.0
Nolan James Jr.	4	22	0	22	0	15	5.5
Aneyas Williams	2	20	0	20	1	17	10.0
CJ Carr	2	14	14	0	0	14	0.0
Kenny Minchey	1	0	0	0	0	0	0.0
TEAM	1	0	2	-2	0	0	-2.0
- TOTALS -	40	229	19	210	4	24	5.2

	Comp.	Att.	INT	Yds	TD	Long	Sack
<b>PASSING</b>							
CJ Carr	22	30	0	354	4	35	1
Jordan Faison	1	1	0	40	0	40	0
Kenny Minchey	1	1	0	37	0	37	0
- TOTALS -	24	32	0	431	4	40	1

	Targets	Catches	Yards	YAC	TD	Long
<b>RECEIVING</b>						
Jordan Faison	8	7	89	52	0	24
Jeremiah Love	5	5	70	51	2	34
Malachi Fields	6	3	72	51	0	40
Will Pauling	4	3	53	14	1	23
Eli Raridon	3	2	43	32	0	25
Jaden Greathouse	3	2	32	4	0	24
Matt Jeffery	1	1	37	9	0	37
Jadarian Price	1	1	35	34	1	35
Ty Washington	1	0	0	0	0	0
- TOTALS -	32	24	431	247	4	40

	No.	Yards	Avg.	Long	I-20	TB
<b>PUNTING</b>						
(none)						

	Made	Att.	Long	Kicks
<b>FIELD GOALS</b>				
(none)				

ARKANSAS

	Att.	Gain	Loss	Net	TD	Long	Avg.
<b>RUSHING</b>							
Taylen Green	10	102	21	81	0	54	8.1
Mike Washington	15	63	0	63	0	21	4.2
Braylen Russell	3	15	0	15	0	7	5.0
JacQawn McRoy	1	1	0	1	1	1	1.0
- TOTALS -	30	181	23	158	1	54	5.3

	Comp.	Att.	INT	Yds	TD	Long	Sack
<b>PASSING</b>							
Taylen Green	17	32	1	207	0	33	3

	Targets	Catches	Yards	YAC	TD	Long
<b>RECEIVING</b>						
O'Mega Blake	10	6	73	20	0	33
Raylen Sharpe	7	5	42	14	0	20
Jaden Platt	3	1	23	17	0	23
Rohan Jones	1	1	23	1	0	23
Andy Jean	1	1	21	4	0	21
Jalen Brown	4	1	11	1	0	11
Andreas Paaske	1	1	8	7	0	8
Mike Washington	2	1	6	14	0	6
Braylen Russell	1	0	0	0	0	0
CJ Brown	2	0	0	0	0	0
- TOTALS -	32	17	207	78	0	33

	No.	Yards	Avg.	Long	I-20	TB
<b>PUNTING</b>						
Devin Bale	2	90	45.0	47	0	0

	Made	Att.	Long	Kicks
<b>FIELD GOALS</b>				
Scott Starzyk	2	2	49	39, 49



GAME 5 VS BOISE STATE

NO. 21/21 NOTRE DAME 28, BOISE STATE 7

SCORING SUMMARY

	1st	2nd	3rd	4th	Final
Boise State	0	7	0	0	7
Notre Dame	6	8	7	7	28

QTR	TEAM	SCORING PLAY
1st	ND	W. Pauling 19-yd pass from C. Carr (E. Schmidt kick blocked), 6-69, 02:25
2nd	BSU	M. Madsen 1-yd rush (C. Boomer kick), 10-72, 05:24
2nd	ND	J. Love 4-yd rush (W. Pauling pass from C. Carr), 9-75, 03:15
3rd	ND	M. Fields 6-yd pass from C. Carr (M. Diomedé kick), 10-79, 04:31
4th	ND	J. Price 49-yd rush (M. Diomedé kick), 2-52, 00:43

October 4, 2025 | South Bend, IN

Notre Dame Stadium | Kickoff - 3:35 PM | Time - 3:16 | Attendance - 77,622

TV: NBC - Dan Hicks, Jason Garrett, Zora Stephenson

Weather: Sunny, 84 F

NOTRE DAME

RUSHING	Att.	Gain	Loss	Net	TD	Long	Avg.
Jeremiyah Love	16	107	4	103	1	36	6.4
Jadarian Price	8	86	3	83	1	49	10.4
CJ Carr	3	30	5	25	0	28	8.3
TEAM	3	0	3	-3	0	0	-1.0
Jordan Faison	1	0	8	-8	0	0	-8.0
- TOTALS -	31	223	23	200	2	49	6.5

PASSING	Comp.	Att.	INT	Yds	TD	Long	Sack
CJ Carr	15	23	0	189	2	24	0

RECEIVING	Targets	Catches	Yards	YAC	TD	Long
Jordan Faison	7	6	83	41	0	24
Malachi Fields	5	4	44	24	1	22
Will Pauling	5	2	43	16	1	24
Eli Raridon	2	2	8	3	0	5
Jeremiyah Love	1	1	11	7	0	11
Micah Gilbert	1	0	0	0	0	0
- TOTALS -	21	15	189	91	2	24

PUNTING	No.	Yards	Avg.	Long	I-20	TB
James Rendell	3	133	44.3	45	1	1

FIELD GOALS	Made	Att.	Long	Kicks
(none)				

BOISE STATE

RUSHING	Att.	Gain	Loss	Net	TD	Long	Avg.
Sire Gaines	11	39	0	39	0	9	3.5
Dylan Riley	5	33	0	33	0	20	6.6
Cameron Bates	2	17	0	17	0	10	8.5
Malik Sherrod	3	6	0	6	0	4	2.0
Maddux Madsen	13	38	33	5	1	10	0.4
- TOTALS -	34	133	33	100	1	20	2.9

PASSING	Comp.	Att.	INT	Yds	TD	Long	Sack
Maddux Madsen	22	37	4	215	0	28	4

RECEIVING	Targets	Catches	Yards	YAC	TD	Long
Latrell Caples	11	6	52	16	0	13
Chris Marshall	5	4	58	27	0	28
Ben Ford	6	3	28	18	0	13
Malik Sherrod	3	3	22	13	0	10
Matt Wagner	4	2	30	30	0	28
Dylan Riley	2	2	11	10	0	9
Chase Penry	1	1	7	2	0	7
Luke Voorhees	2	1	7	5	0	7
Qumonte Williams Jr.	1	0	0	0	0	0
Cameron Bates	1	0	0	0	0	0
- TOTALS -	36	22	215	121	0	28

PUNTING	No.	Yards	Avg.	Long	I-20	TB
Oscar Doyle	4	155	38.8	50	0	0

FIELD GOALS	Made	Att.	Long	Kicks
(none)				

GAME SUMMARY

	BOISE STATE	NOTRE DAME
FIRST DOWNS.....	23	19
RUSHES-YARDS (NET).....	34-100	31-200
PASSING YDS (NET).....	215	189
Passes Comp-Att-Int.....	22-37-4	15-23-0
TOTAL OFFENSE PLAYS-YARDS .....	71-315	54-389
Fumble Returns-Yards.....	0-0	0-0
Punt Returns-Yards.....	0-0	2-18
Kickoff Returns-Yards.....	0-0	0-0
Interception Returns-Yards.....	0-0	4-28
Punts (Number-Yds-Avg).....	4-155-34.2	3-133-44.3
Fumbles-Lost.....	1-0	3-0
Penalties-Yards.....	13-112	11-112
Time of Possession.....	35:46	24:14
Third-Down Conversions.....	6-15	4-9
Fourth-Down Conversions.....	1-3	0-2
Red-Zone Scores-Chances.....	1-1	3-4
Sacks By - Number-Yards .....	0-0	4-33



CB Leonard Moore hauled in a pair of interceptions as the Irish defense shut out the Broncos in the second half and amassed four INTs in the game.

GAME 6 VS NC STATE

NO. 16/16 NOTRE DAME 36, NC STATE 7

SCORING SUMMARY

	1st	2nd	3rd	4th	Final
NC State	0	7	0	0	7
Notre Dame	7	3	14	12	36

QTR	TEAM	SCORING PLAY
1st	ND	J. Love 2-yd rush (N. Burnette kick), 6-58, 03:04
2nd	NCST	T. Anderson 45-yd pass from C. Bailey (K. Vinesett kick), 11-83, 04:27
2nd	ND	N. Burnette 48-yd FG, 5-40, 00:23
3rd	ND	K. Smith 18-yd pass from C. Carr (N. Burnette kick), 11-90, 05:56
3rd	ND	W. Pauling 12-yd pass from C. Carr (N. Burnette kick), 5-80, 01:28
4th	ND	N. Burnette 34-yd FG, 4-1, 01:16
4th	ND	Safety
4th	ND	J. Love 1-yd rush (E. Schmidt kick), 10-82, 03:41

GAME SUMMARY

	BOISE STATE	NOTRE DAME
FIRST DOWNS.....	12	24
RUSHES-YARDS (NET).....	28-51	39-143
PASSING YDS (NET).....	182	342
Passes Comp-Att-Int.....	18-31-3	19-32-1
TOTAL OFFENSE PLAYS-YARDS .....	59-233	71-485
Fumble Returns-Yards.....	0-0	0-0
Punt Returns-Yards.....	1-2	1-23
Kickoff Returns-Yards.....	1-17	2-39
Interception Returns-Yards.....	1-0	3-69
Punts (Number-Yds-Avg).....	7-318-45.4	3-132-44.0
Fumbles-Lost.....	1-0	1-1
Penalties-Yards.....	5-60	6-55
Time of Possession.....	28:47	31:13
Third-Down Conversions.....	5-16	6-14
Fourth-Down Conversions.....	1-3	1-3
Red-Zone Scores-Chances.....	0-0	5-8
Sacks By - Number-Yards .....	2-15	4-32



S Adon Shuler had an interception return for 44 yards early in the fourth quarter as the Irish collected three INTs in the contest.

October 11, 2025 | South Bend, IN

Notre Dame Stadium | Kickoff - 3:36 PM | Time - 3:26 | Attendance - 77,622  
TV: NBC - Dan Hicks, Jason Garrett, Zora Stephenson  
Weather: Sunny, 67 F | Wind: NE 8 MPH

NOTRE DAME

RUSHING	Att.	Gain	Loss	Net	TD	Long	Avg.
Jeremiyah Love	18	86	0	86	2	24	4.8
Jadarian Price	15	68	2	66	0	20	4.4
Tyler Buchner	1	3	0	3	0	3	3.0
TEAM	2	0	2	-2	0	0	-1.0
CJ Carr	3	5	15	-10	0	5	-3.3
- TOTALS -	39	162	19	143	2	24	3.7

PASSING	Comp.	Att.	INT	Yds	TD	Long	Sack
CJ Carr	19	31	1	342	2	42	2
TEAM	0	1	0	0	0	0	0

RECEIVING	Targets	Catches	Yards	YAC	TD	Long
Eli Raridon	7	7	109	16	0	36
Will Pauling	7	4	105	28	1	42
Jordan Faison	5	4	49	29	0	17
KK Smith	4	3	59	13	1	31
Malachi Fields	7	1	20	1	0	20
Jeremiyah Love	1	0	0	0	0	0
- TOTALS -	31	19	342	87	2	42

PUNTING	No.	Yards	Avg.	Long	I-20	TB
James Rendell	3	132	44.0	47	1	0

FIELD GOALS	Made	Att.	Long	Kicks
Noah Burnette	2	2	48	48, 34

NC STATE

RUSHING	Att.	Gain	Loss	Net	TD	Long	Avg.
Hollywood Smothers	12	46	0	46	0	10	3.8
Jayden Scott	5	15	0	15	0	7	3.0
Will Wilson	2	4	0	4	0	2	2.0
CJ Bailey	9	20	34	-14	0	10	-1.6
- TOTALS -	28	85	34	51	0	10	1.8

PASSING	Comp.	Att.	INT	Yds	TD	Long	Sack
CJ Bailey	17	30	3	186	1	45	4
Hollywood Smothers	1	1	0	-4	0	0	0
- TOTALS -	18	31	3	182	1	45	4

RECEIVING	Targets	Catches	Yards	YAC	TD	Long
Hollywood Smothers	5	4	21	20	0	9
Terrell Anderson	3	3	57	14	1	45
Keenan Jackson	5	3	27	11	0	14
Jayden Scott	3	3	26	23	0	15
Teddy Hoffmann	3	2	47	2	0	26
Justin Joly	4	2	8	2	0	6
CJ Bailey	1	1	-4	0	0	0
Noah Rogers	2	0	0	0	0	0
Wesley Grimes	3	0	0	0	0	0
- TOTALS -	29	18	182	72	1	45

PUNTING	No.	Yards	Avg.	Long	I-20	TB
Caden Noonkester	7	318	45.4	56	2	1

FIELD GOALS	Made	Att.	Long	Kicks
(none)				



## 2024 FINAL RESULTS

Date	ND Rank	Opp Rank	Opponent	Location	W/L	Score	Att	Leading Rusher	Leading Passer	Leading Receiver	Leading Tackler
8-31	7/7	20/20	at Texas A&M	Kyle Field	W	23-13	107,315 (c)	Love (91)	Leonard (158)	Collins (62)	Kiser (8)
9-7	5/7		NIU	Notre Dame Stadium	L	14-16	77,622 (c)	Love (79)	Leonard (163)	Collins (45)	Watts (8)
9-14	18/19		at Purdue	Ross-Ade Stadium	W	66-7	61,441 (c)	Love (109)	Leonard (112)	Harrison (47)	Heard/Onye (4)
9-21	17/18		Miami (OH)	Notre Dame Stadium	W	28-3	77,622 (c)	Leonard (143)	Leonard (154)	Collins (60)	Kiser/Traore (5)
9-28	16/14	15/17	Louisville	Notre Dame Stadium	W	31-24	77,622 (c)	Leonard (52)	Leonard (163)	Greathouse (61)	Moore (7)
10-12	11/12		Stanford	Notre Dame Stadium	W	49-7	77,622 (c)	Love (53)	Leonard (229)	Collins (85)	Bowen (7)
10-19	12/11		at Georgia Tech	Mercedes-Benz Stadium	W	31-13	59,021	Price (69)	Leonard (203)	Love (57)	Bowen (9)
10-26	12/11	24/24	Navy	MetLife Stadium	W	51-14	77,622 (c)	Love (102)	Leonard (178)	Faison (52)	Kiser/Sneed (9)
11-9	10/8		Florida State	Notre Dame Stadium	W	52-3	77,622 (c)	Price (95)	Leonard (215)	Greathouse (66)	Kiser (6)
11-16	8/7		Virginia	Notre Dame Stadium	W	35-14	77,622 (c)	Love (137)	Leonard (214)	Harrison (41)	Mills/Hinish/Shuler (4)
11-23	6/6		Army#	Yankee Stadium	W	49-14	47,342 (c)	Love (130)	Leonard (148)	Faison (46)	Ausberry (9)
11-30	5/5		at Southern Cal	LA Memorial Coliseum	W	49-35	73,241	Price (111)	Leonard (155)	Evans (59)	Watts (9)
12-20	3	9	Indiana	Notre Dame Stadium	W	27-17	77,622 (c)	Love (108)	Leonard (201)	Faison (89)	Watts (10)
1-2	3	2	vs. Georgia	Caesars Superdome	W	23-10	57,267	Leonard (80)	Leonard (90)	Faison (46)	Shuler (8)
1-9	3	5	vs. Penn State	Hard Rock Stadium	W	27-24	66,881 (c)	Love (46)	Leonard (223)	Greathouse (105)	Kiser (10)
1-20	3	6	vs. Ohio State	Mercedes-Benz Stadium	L	23-34	77,660 (c)	Leonard (40)	Leonard (255)	Greathouse (128)	Watts/Bowen (8)

## NOTRE DAME SEASON REVIEW

- Notre Dame's 2024 defense was dominant and one of the most complete defenses in the country, ranking among the FBS' top teams. At the end of the season, Notre Dame was first in pass efficiency defense (104.4), first in turnovers gained (33), first in defensive touchdowns (6), first in blocked kicks (6), second in fumbles recovered (14), second in blocked punts (3), fourth in passing yards allowed (169.4), fourth in scoring defense (15.5), fifth in passes intercepted (19) and 11th in total defense (307.4).
- Senior quarterback Riley Leonard was the only Power 4 player this season, and one of two FBS players, to have passed for 2,600 yards and rushed for 900 yards. Leonard totaled 36 rushing touchdowns for his career, including three in the first half at Purdue, and two vs. Miami (OH) and Georgia Tech. He finished the season ranked second among all active FBS quarterbacks in rushing touchdowns.
- Notre Dame is one of just four programs in the Power 4 with eight or more wins over each of the last five seasons (2020-24), joined by Alabama, Clemson and Georgia.
- Notre Dame is the first team ever to beat an AP-ranked opponent in 6 different months in the same season: No. 20 Texas A&M in August, No. 15 Louisville in September, No. 24 Navy in October, No. 18 Army in November, No. 9 Indiana in December, No. 2 Georgia and No. 5 Penn State in January
- Sophomore running back Jeremiah Love and Leonard each had a rushing TD in the same game 11 times this season, becoming the most by any FBS duo in any season in the last 25 years (surpassing Nevada's Colin Kaepernick and Vai Taua with 10 in 2010).
- Xavier Watts made a statement as one of the best defensive players in college football. Watts totaled 13 interceptions on his career. His 13 interceptions over the last two seasons are the most by any FBS player during that span; the next closest players have nine.
- Watts had the most career interceptions by an Irish player since 1996. He is the 19th Notre Dame player to intercept 10 or more passes in a career and is tied for third on the all-time list for career interceptions in program history. Watts is responsible for seven of Notre Dame's 31 turnovers gained this season (six interceptions, one fumble recovery).
- Jeremiah Love scored a rushing touchdown in 13-straight games this season, a Notre Dame record for most consecutive game with a rushing TD, and a Notre Dame record for most consecutive games with a rushing TD to start a season. He was the only FBS running back to have scored a rushing touchdown in each regular season game this season.
- The victory over Penn State was the 14th ranked win of the Marcus Freeman era at Notre Dame, more than any other Irish head coach in the first three years of his tenure, and tied for the most of any FBS program over the past three seasons (Georgia, 14). In 2023, the 40-8 Sun Bowl victory over No. 21 Oregon State not only earned Freeman his first campaign with 10 victories, it also was his team's seventh victory over an Associated Press-ranked team in his first two years leading the program - breaking Terry Brennan's previous program record of six in 1954 and 55.
- Notre Dame ended the season with a 14-2 record, marking the most wins in a season in program history. Playing in its 16th game in the National Championship, Notre Dame extended the record for the most games it has played in a season ever.
- RB Jeremiah Love posted 1,125 rushing yards in 2024, the 21st time an Irish player has broken the 1,000-yard rushing mark in a season. He averaged 6.9 yards per carry, which ranks tied for second among all single-season 1,000-yard rushers in ND records (Reggie Brooks, 1992, 8.0 - 1,343; Josh Adams, 2017, 6.9 - 1,430).
- Notre Dame posted three-consecutive wins over AP Top 10 teams (No. 8 Indiana, No. 2 Georgia, No. 5 Penn State). It marked the most wins in consecutive games over Top 10 opponents since 1943, when the Irish topped No. 3 Navy, No. 3 Army, No. 8 Northwestern and No. 2 Iowa Pre-Flight in four-straight weeks.
- The Irish won four-straight bowl games (2023 Gator, 2024 Sun, 2025 Sugar, 2025 Orange), marking the longest bowl win streak in program history. The previous longs were three each (1992 Sugar, 1993 Cotton and 1994 Cotton; and the 1975 Orange, 1978 Cotton and 1979 Cotton).
- Notre Dame went on a 13-game win streak, tied for 10th-longest streak in program history. The Irish hold a 9-1 record against the past 10 AP-ranked opponents they have faced.
- Jack Kiser broke the career games played record at Notre Dame and finished with 70 career games played in an Irish uniform.



2025-26 Notre Dame Football  
Game Results  
All games

Page 1/1  
as of Oct 12, 2025

Team Results

	Date	Opponent		Score	Overall	Conf	Time	Attend
	08/31/2025	at Miami (FL)	L	24-27	0-1	0-0	3:26	66793
	09/13/2025	Texas A&M	L	40-41	0-2	0-0	3:55	77622
	09/20/2025	Purdue	W	56-30	1-2	0-0	4:54	77622
	09/27/2025	at Arkansas	W	56-13	2-2	0-0	3:20	75111
	10/04/2025	Boise St.	W	28-7	3-2	0-0	3:16	77622
	10/11/2025	NC State	W	36-7	4-2	0-0	3:27	77622



## Team Statistics

	ND	OPP
<b>Scoring</b>	<b>240</b>	<b>125</b>
Points per game	40.0	20.8
Points Off Turnovers	20	13
<b>First Downs</b>	<b>143</b>	<b>114</b>
Rushing	52	37
Passing	78	66
Penalty	13	11
<b>Rushing Yardage</b>	<b>1036</b>	<b>637</b>
Yards gained rushing	1181	770
Yards lost rushing	145	133
Rushing attempts	220	190
Average per rush	4.7	3.4
Average per game	172.7	106.2
TDs Rushing	17	6
<b>Passing Yardage</b>	<b>1757</b>	<b>1472</b>
Comp-Att-Int	114-169-3	119-207-11
Average per pass	10.4	7.1
Average per catch	15.4	12.4
Average per game	292.8	245.3
TDs Passing	13	8
<b>Total offense</b>	<b>2793</b>	<b>2109</b>
Total plays	389	397
Average per play	7.2	5.3
Average per game	465.5	351.5
<b>Kick returns: #-Yards</b>	<b>9-260</b>	<b>4-104</b>
<b>Punt returns: #-Yards</b>	<b>10-122</b>	<b>2-11</b>
<b>Int returns: #-Yards</b>	<b>11-105</b>	<b>3-15</b>
<b>Kick return average</b>	<b>28.9</b>	<b>26.0</b>
<b>Punt return average</b>	<b>12.2</b>	<b>5.5</b>
<b>Int return average</b>	<b>9.5</b>	<b>5.0</b>
<b>Fumbles-Lost</b>	<b>8-3</b>	<b>5-1</b>
<b>Penalties-Yards</b>	<b>35-285</b>	<b>50-444</b>
Average per game	47.5	74.0
<b>Punts-Yards</b>	<b>12-537</b>	<b>27-1123</b>
Average per punt	44.8	41.6
Net punt average	42.2	37.7
<b>Kickoffs-Yards</b>	<b>42-2719</b>	<b>30-1886</b>
Average per kick	64.7	62.9
Net kick average	39.4	36.7
<b>Time of possession / game</b>	<b>29:54</b>	<b>30:06</b>
<b>3rd-down conversion</b>	<b>33/67</b>	<b>30/83</b>
3rd-down pct	49%	36%
<b>4th-down conversion</b>	<b>5/14</b>	<b>7/14</b>

	ND	OPP
4th-down pct	36%	50%
<b>Sacks by-Yards</b>	<b>15-111</b>	<b>9-74</b>
<b>Misc Yards</b>	<b>0</b>	<b>0</b>
<b>Touchdowns scored</b>	<b>32</b>	<b>14</b>
<b>Field goals - attempts</b>	<b>5-6</b>	<b>9-10</b>
<b>On-Side kicks</b>	<b>0-0</b>	<b>0-0</b>
<b>Red-zone scores</b>	<b>(24-29) 83%</b>	<b>(12-14) 86%</b>
<b>Red-zone touchdowns</b>	<b>(21-29) 72%</b>	<b>(9-14) 64%</b>
<b>PAT-attempts</b>	<b>(29-30) 97%</b>	<b>(14-14) 100%</b>
<b>2-point conversion-attempts</b>	<b>(1-2) 50%</b>	<b>(0-0) 0%</b>
<b>Attendance</b>	<b>310488</b>	<b>141904</b>
Games / Avg per game	4/77622	2/70952
Neutral site games	-	0/0

### Score by Periods

Team	1st	2nd	3rd	4th	OT	TOT
Notre Dame	55	77	56	52	0	240
Opponents	17	75	10	23	0	125

### Rushing

Player	gp	att	gain	loss	net	avg	td	lg	avg/g
Jeremiah Love	6	100	551	21	530	5.3	8	46	88.3
Jadarian Price	6	63	432	10	422	6.7	7	49	70.3
Nolan James Jr.	2	8	33	0	33	4.1	0	15	16.5
Aneyas Williams	6	6	30	0	30	5.0	1	17	5.0
Gi'Bran Payne	6	3	29	2	27	9.0	0	24	4.5
CJ Carr	6	24	97	81	16	0.7	1	28	2.7
Kenny Minchey	3	2	6	0	6	3.0	0	6	2.0
Tyler Buchner	6	1	3	0	3	3.0	0	3	0.5
Jordan Faison	6	1	0	8	-8	-8.0	0	0	-1.3
Team	6	12	0	23	-23	-1.9	0	0	-3.8
<b>Total</b>	<b>6</b>	<b>220</b>	<b>1181</b>	<b>145</b>	<b>1036</b>	<b>4.7</b>	<b>17</b>	<b>49</b>	<b>172.7</b>
<b>Opponents</b>	<b>6</b>	<b>190</b>	<b>770</b>	<b>133</b>	<b>637</b>	<b>3.4</b>	<b>6</b>	<b>54</b>	<b>106.2</b>

### Passing

Player	gp	effic	comp-att-int	pct	yds	td	lg	avg/g
CJ Carr	6	176.0	105-158-3	66.5	1622	13	66	270.3
Kenny Minchey	3	177.6	8-9-0	88.9	95	0	37	31.7
Jordan Faison	6	436.0	1-1-0	100.0	40	0	40	6.7
Team	6	0.0	0-1-0	0.0	0	0	0	0.0
<b>Total</b>	<b>6</b>	<b>176.6</b>	<b>114-169-3</b>	<b>67.5</b>	<b>1757</b>	<b>13</b>	<b>66</b>	<b>292.8</b>
<b>Opponents</b>	<b>6</b>	<b>119.3</b>	<b>119-207-11</b>	<b>57.5</b>	<b>1472</b>	<b>8</b>	<b>86</b>	<b>245.3</b>

### Receiving

Player	gp	no.	yds	avg	td	lg	avg/g
Jordan Faison	6	29	376	13.0	2	48	62.7
Eli Raridon	6	20	342	17.1	0	65	57.0
Malachi Fields	6	18	339	18.8	2	66	56.5
Jeremiah Love	6	14	160	11.4	3	36	26.7
Will Pauling	6	13	243	18.7	3	42	40.5
KK Smith	5	5	77	15.4	1	31	15.4
Jaden Greathouse	4	4	73	18.3	0	34	18.3
Micah Gilbert	6	4	54	13.5	1	26	9.0
Ty Washington	6	3	19	6.3	0	14	3.2
Jadarian Price	6	1	35	35.0	1	35	5.8
Matt Jeffery	6	1	37	37.0	0	37	6.2
Jack Larsen	2	1	0	0.0	0	0	0.0
Logan Saldate	1	1	2	2.0	0	2	2.0
<b>Total</b>	<b>6</b>	<b>114</b>	<b>1757</b>	<b>15.4</b>	<b>13</b>	<b>66</b>	<b>292.8</b>
<b>Opponents</b>	<b>6</b>	<b>119</b>	<b>1472</b>	<b>12.4</b>	<b>8</b>	<b>86</b>	<b>245.3</b>

### Punt Returns

Player	no.	yds	avg	td	lg
Jordan Faison	8	85	10.6	0	23
Tae Johnson	0	20	0.0	1	20
Loghan Thomas	1	17	17.0	0	17
Will Pauling	1	0	0.0	0	0
<b>Total</b>	<b>10</b>	<b>122</b>	<b>12.2</b>	<b>1</b>	<b>23</b>
<b>Opponents</b>	<b>2</b>	<b>11</b>	<b>5.5</b>	<b>0</b>	<b>9</b>

### Interceptions

Player	no.	yds	avg	td	lg
Leonard Moore	3	4	1.3	0	3
Luke Talich	2	0	0.0	0	0
Christian Gray	1	8	8.0	0	8
Adon Shuler	1	44	44.0	0	44
Karson Hobbs	1	11	11.0	0	11
Tae Johnson	1	24	24.0	0	24
Kyngstonn Viliamu-Asa	1	14	14.0	0	14
Dallas Golden	1	0	0.0	0	0
<b>Total</b>	<b>11</b>	<b>105</b>	<b>9.5</b>	<b>0</b>	<b>44</b>
<b>Opponents</b>	<b>3</b>	<b>15</b>	<b>5.0</b>	<b>0</b>	<b>12</b>

### Kick Returns

Player	no.	yds	avg	td	lg
Jadarian Price	6	227	37.8	1	100
Joshua Burnham	1	6	6.0	0	6
Aneyas Williams	1	8	8.0	0	8
Nolan James Jr.	1	19	19.0	0	19
<b>Total</b>	<b>9</b>	<b>260</b>	<b>28.9</b>	<b>1</b>	<b>100</b>
<b>Opponents</b>	<b>4</b>	<b>104</b>	<b>26.0</b>	<b>0</b>	<b>35</b>

### Fumbles Recovered

Player	no.	yds	avg	td	lg
DeVonta Smith	1	0	0.0	0	0
<b>Total</b>	<b>1</b>	<b>0</b>	<b>0.0</b>	<b>0</b>	<b>0</b>
<b>Opponents</b>	<b>3</b>	<b>0</b>	<b>0.0</b>	<b>0</b>	<b>0</b>



Scoring

			PAT						
Player	td	fg	kick	rush	rcv	pass	dxp	saf	pts
Jeremiyah Love	11	-	-	-	-	-	-	-	66
Jadarian Price	9	-	-	-	-	-	-	-	54
Noah Burnette	-	5-5	16-16	-	-	-	-	-	31
Will Pauling	3	-	-	-	1	-	-	-	20
Malachi Fields	2	-	-	-	-	-	-	-	12
Jordan Faison	2	-	-	-	-	-	-	-	12
Erik Schmidt	-	0-1	11-12	-	-	-	-	-	11
KK Smith	1	-	-	-	-	-	-	-	6
CJ Carr	1	-	-	-	-	1	-	-	6
Micah Gilbert	1	-	-	-	-	-	-	-	6
Tae Johnson	1	-	-	-	-	-	-	-	6
Aneayas Williams	1	-	-	-	-	-	-	-	6
Marcello Diomede	-	-	2-2	-	-	-	-	-	2
Total	32	5-6	29-30	0	1	1	0	1	240
Opponents	14	9-10	14-14	0	0	0	0	0	125

Field Goals

Player	fg	pct.	01-19	20-29	30-39	40-49	50-99	lg	blk
Noah Burnette	5-5	100.0	0-0	1-1	3-3	1-1	0-0	48	0
Erik Schmidt	0-1	0.0	0-0	0-0	0-1	0-0	0-0	0	0
<b>Opponents</b>	<b>9-10</b>	<b>90.0</b>	<b>0-0</b>	<b>1-1</b>	<b>3-3</b>	<b>5-5</b>	<b>0-1</b>	<b>49</b>	<b>0</b>

FG Sequence

Team Name	Notre Dame	Opponents
Miami (FL)	(39)	(38),(47)
Texas A&M	(22),(39)	52,(43),(45)
Purdue	31	(48),(26),(35)
Arkansas		(39),(49)
Boise St.		
NC State	(48),(34)	

Numbers in (parentheses) indicate field goal was made

Total Offense

Player	g	plays	rush	pass	total	avg/g
CJ Carr	6	182	16	1622	1638	273.0
Jeremiyah Love	6	100	530	0	530	88.3
Jadarian Price	6	63	422	0	422	70.3
Kenny Minchey	3	11	6	95	101	33.7
Nolan James Jr.	2	8	33	0	33	16.5
Jordan Faison	6	2	-8	40	32	5.3
Aneayas Williams	6	6	30	0	30	5.0
Gi'Bran Payne	6	3	27	0	27	4.5
Tyler Buchner	6	1	3	0	3	0.5
Team	6	0	-23	0	-23	-3.8
<b>Total</b>	<b>6</b>	<b>389</b>	<b>1036</b>	<b>1757</b>	<b>2793</b>	<b>465.5</b>
<b>Opponents</b>	<b>6</b>	<b>397</b>	<b>637</b>	<b>1472</b>	<b>2109</b>	<b>351.5</b>

Punting

Player	no.	yds	avg	lg	tb	fc	i20	50+	blk
James Rendell	12	537	44.8	55	1	7	5	1	0
<b>Total</b>	<b>12</b>	<b>537</b>	<b>44.8</b>	<b>55</b>	<b>1</b>	<b>7</b>	<b>5</b>	<b>1</b>	<b>0</b>
<b>Opponents</b>	<b>27</b>	<b>1123</b>	<b>41.6</b>	<b>58</b>	<b>1</b>	<b>9</b>	<b>3</b>	<b>6</b>	<b>1</b>

Kickoffs

Player	no.	yds	avg	tb	ob	retn	net	ydln
Erik Schmidt	29	1876	64.7	26	1			
Marcello Diomede	13	843	64.8	9	1			
<b>Total</b>	<b>42</b>	<b>2719</b>	<b>64.7</b>	<b>35</b>	<b>2</b>	<b>4</b>	<b>39.4</b>	<b>25</b>
<b>Opponents</b>	<b>30</b>	<b>1886</b>	<b>62.9</b>	<b>21</b>	<b>0</b>	<b>9</b>	<b>36.7</b>	<b>28</b>



**Team Defense**

			Tackles				Sacks	Pass defense			Fumbles		blkd	
##	Player	gp	ua	a	tot	tfl/yds	no-yds	int-yds	brup	qbh	fr-yds	ff	kick	saf
34	Drayk Bowen	6	9	22	31	1-8	1-8	.	.	2	.	.	.	.
8	Adon Shuler	6	15	14	29	.	.	1-44	2	.	.	1	.	.
27	Kyngstonn Viliamu-Asa	6	14	14	28	2-8	0.5-4	1-14	1	1	.	.	.	.
4	Jaiden Ausberry	6	7	19	26	1-9	1-9	.	.	.	.	.	.	.
9	Tae Johnson	6	19	7	26	.	.	1-24	2	.	.	.	.	.
5	Boubacar Traore	6	14	10	24	6.5-48	5.5-47	.	.	3	.	1	.	.
7	Jalen Stroman	6	17	5	22	1-8	1-8	.	1	.	.	.	.	.
14	Dallas Golden	4	8	8	16	0.5-0	.	1-0	1	.	.	.	.	.
3	Jaylen Sneed	6	10	4	14	3-16	2-15	.	.	.	.	.	.	.
97	Gabriel Rubio	6	5	8	13	0.5-2	0.5-2	.	1	1	.	.	.	.
28	Luke Talich	6	10	3	13	.	.	2-0	.	.	.	.	.	.
95	Bryce Young	6	7	6	13	1-9	1-9	.	1	2	.	.	.	.
15	Leonard Moore	4	10	2	12	.	.	3-4	2	.	.	1	.	.
12	Jordan Botelho	6	6	5	11	1-4	1-4	.	.	1	.	.	.	.
56	Elijah Hughes	6	6	5	11	2-5	1-3	.	.	.	.	.	.	.
6	Christian Gray	6	7	4	11	.	.	1-8	6	.	.	.	.	.
47	Jason Onye	6	5	4	9	.	.	.	.	.	.	.	.	.
93	Jared Dawson	5	4	3	7	.	.	.	1	1	.	.	.	.
41	Donovan Hinish	6	4	3	7	0.5-2	0.5-2	.	.	1	.	.	.	.
24	Mark Zackery IV	6	4	3	7	0.5-1	.	.	2	.	.	.	.	.
40	Joshua Burnham	6	2	3	5	.	.	.	.	.	.	.	.	.
21	Karson Hobbs	4	4	1	5	.	.	1-11	.	.	.	.	.	.
44	Junior Tuihalamaka	6	1	3	4	1.5-4	.	.	.	5	.	.	.	.
43	Kahanu Kia	6	1	2	3	.	.	.	.	.	.	.	.	.
42	Cole Mullins	6	2	1	3	.	.	.	1	.	.	.	.	.
19	Madden Faraimo	6	1	2	3	.	.	.	1	.	.	.	.	.
0	DeVonta Smith	3	2	.	2	.	.	.	.	.	1-0	.	.	.
90	Kobi Onyiuke	6	2	.	2	.	.	.	.	.	.	.	.	.
10	Loghan Thomas	6	.	2	2	.	.	.	.	.	.	.	1	.
96	Joseph Vinci	6	2	.	2	.	.	.	.	.	.	.	.	.
75	Sullivan Absher	6	1	.	1	.	.	.	.	.	.	.	.	.
88	Armel Mukam	6	.	1	1	.	.	.	.	.	.	.	.	.
33	Matt Jeffery	6	.	1	1	.	.	.	.	.	.	.	.	.
36	Bodie Kahoun	4	.	1	1	.	.	.	.	.	.	.	.	.
59	Sean Sevillano Jr.	2	1	.	1	.	.	.	.	.	.	.	.	.
18	Erik Schmidt	4	.	.	.	.	.	.	.	.	.	.	.	.
	Totals	6	200	166	366	22-124	15-111	11-105	22	17	1-0	3	1	1
	Opponents	6	202	194	396	28-123	9-74	3-15	17	9	3-0	5	1	0



**2025-26 Notre Dame Football  
Team Game-by-Game Comparison  
All games**

Page 1/1  
as of Oct 12, 2025

Opponent	Score	First Downs				Rushing Number-Yards	Passing		Total Offense Plays-Yards	Return Yards	Turn- Overs
		Total	Rush	Pass	Pen		Comp-Att.-Int	Yards			
Miami (FL)	24-27	18 / 20	7 / 8	9 / 11	2 / 1	28-93 / 38-134	19-30-1 / 20-30-0	221 / 205	58-314 / 68-339	24 / 53	2 / 0
Texas A&M	40-41	23 / 24	9 / 6	12 / 15	2 / 3	39-136 / 32-128	20-32-1 / 17-37-1	293 / 360	71-429 / 69-488	95 / 58	1 / 1
Purdue	56-30	27 / 20	13 / 4	12 / 15	2 / 1	43-254 / 28-66	17-20-0 / 25-40-2	281 / 303	63-535 / 68-369	188 / 0	1 / 2
Arkansas	56-13	32 / 15	11 / 9	20 / 6	1 / 0	40-210 / 30-158	24-32-0 / 17-32-1	431 / 207	72-641 / 62-365	3 / 0	0 / 2
Boise St.	28-7	19 / 23	6 / 7	10 / 11	3 / 5	31-200 / 34-100	15-23-0 / 22-37-4	189 / 215	54-389 / 71-315	46 / 0	0 / 4
NC State	36-7	24 / 12	6 / 3	15 / 8	3 / 1	39-143 / 28-51	19-32-1 / 18-31-3	342 / 182	71-485 / 59-233	131 / 19	2 / 3
<b>Totals</b>	<b>240-125</b>	<b>143 / 114</b>	<b>52 / 37</b>	<b>78 / 66</b>	<b>13 / 11</b>	<b>220-1036 / 190-637</b>	<b>114-169-3 / 119-207-11</b>	<b>1757 / 1472</b>	<b>389-2793 / 397-2109</b>	<b>487 / 130</b>	<b>6 / 12</b>

Opponents	3rd Down Conversion	4th Down Conversion	Time of Possession	TOP Margin	Avg Yds/Rush	Avg Yds/Pass	Avg Yds/Play	Punting Number-Avg	Penalties Number-Yards	Sacks
Miami (FL)	4-9 / 4-13	0-0 / 2-3	26:03 / 33:57	-07:54	3.3 / 3.5	7.4 / 6.8	5.4 / 5.0	4-45.0 / 5-42.6	5-15.0 / 6-51.0	1 / 3
Texas A&M	7-15 / 4-11	2-4 / 1-1	33:07 / 26:53	06:14	3.5 / 4.0	9.2 / 9.7	6.0 / 7.1	2-46.0 / 4-30.3	5-31.0 / 13-86.0	0 / 2
Purdue	6-10 / 4-14	0-2 / 1-1	32:00 / 28:00	04:00	5.9 / 2.4	14.1 / 7.6	8.5 / 5.4	0-0.0 / 5-45.2	3-30.0 / 7-75.0	3 / 1
Arkansas	6-10 / 7-15	2-3 / 1-3	32:47 / 27:13	05:34	5.3 / 5.3	13.5 / 6.5	8.9 / 5.9	0-0.0 / 2-45.0	5-42.0 / 6-60.0	3 / 1
Boise St.	4-9 / 6-14	0-2 / 1-3	24:14 / 35:46	-11:32	6.5 / 2.9	8.2 / 5.8	7.2 / 4.4	3-44.3 / 4-38.8	11-112.0 / 13-112.0	4 / 0
NC State	6-14 / 5-16	1-3 / 1-3	31:13 / 28:47	02:26	3.7 / 1.8	10.7 / 5.9	6.8 / 3.9	3-44.0 / 7-45.4	6-55.0 / 5-60.0	4 / 2
<b>Totals</b>	<b>33-67 / 30-83</b>	<b>5-14 / 7-14</b>	<b>179:24 / 180:36</b>	<b>-01:12</b>	<b>4.7 / 3.4</b>	<b>10.4 / 7.1</b>	<b>7.2 / 5.3</b>	<b>12-44.8 / 27-41.6</b>	<b>35-285.0 / 50-444.0</b>	<b>15 / 9</b>

Note: Game totals are displayed in the format TEAM/OPPONENT for each category

2025-26 Notre Dame Football  
Team Game-by-Game  
All gamesPage 1/1  
as of Oct 12, 2025

		Rushing				Receiving				Passing				Kick Returns				Punt Returns				tot		
Date	Opponent	no.	yds	td	lg	no.	yds	td	lg	cmp	att	int	yds	td	lg	no.	yds	td	lg	no.	yds	td	lg	off
08/31/2025	at Miami (FL)	28	93	1	30	19	221	2	65	19-30-1	221	2	65	1	15	0	15	2	9	0	7	314		
09/13/2025	Texas A&M	39	136	3	24	20	293	1	43	20-32-1	293	1	43	2	39	0	31	2	56	1	20	429		
09/20/2025	Purdue	43	254	5	46	17	281	2	66	17-20-0	281	2	66	4	167	1	100	2	13	0	13	535		
09/27/2025	at Arkansas	40	210	4	24	24	431	4	40	24-32-0	431	4	40	0	0	0	0	1	3	0	3	641		
10/04/2025	Boise St.	31	200	2	49	15	189	2	24	15-23-0	189	2	24	0	0	0	0	2	18	0	23	389		
10/11/2025	NC State	39	143	2	24	19	342	2	42	19-32-1	342	2	42	2	39	0	22	1	23	0	23	485		
Notre Dame		220	1036	17	49	114	1757	13	66	114-169-3	1757	13	66	9	260	1	100	10	122	1	23	2793		
Opponents		190	637	6	54	119	1472	8	86	119-207-11	1472	8	86	4	104	0	35	2	11	0	9	2109		

## Notre Dame Averages

Games	Avg/ rush	Avg/ catch	Pass effic	KR avg	PR avg	All purpose avg/game	Total offense avg/game
6	4.7	15.4	176.6	28.9	12.2	546.7	465.5

Date	Opponent	Tackles				Sacks	Fumble	Pass Defense			blkd	PAT attempts			off			
		ua	a	total	tfl-yds	no-yds	ff	fr-yds	int-yds	qbh	brup	kick	kick	rush	rcv	saf	t/o	pts
08/31/2025	at Miami (FL)	32	36	68	2.0-10	1-7	0	0-0	0-0	1	3	0	3-3	0	0	0	0	24
09/13/2025	Texas A&M	33	22	55	2.0-2	0-0	0	0-0	1-0	4	4	1	4-4	0	0	0	3	40
09/20/2025	Purdue	36	22	58	6.0-22	3-18	1	0-0	2-8	4	6	0	8-8	0	0	0	7	56
09/27/2025	at Arkansas	36	18	54	3.0-21	3-21	1	1-0	1-0	3	5	0	8-8	0	0	0	7	56
10/04/2025	Boise St.	32	40	72	4.0-33	4-33	1	0-0	4-28	2	2	0	2-3	0	1	0	0	28
10/11/2025	NC State	31	28	59	5.0-36	4-32	0	0-0	3-69	3	2	0	4-4	0	0	1	3	36
Notre Dame		200	166	366	22.0-124	15-111	3	1-0	11-105	17	22	1	29-30	0	1	1	20	240
Opponents		202	194	396	28.0-123	9-74	5	3-0	3-15	9	17	1	14-14	0	0	0	13	125

Date	Opponent	Punting										Field Goals			Kickoffs			
		no.	yds	avg	long	blkd	tb	fc	50+	i20	md-att	long	blkd	no.	yds	avg	tb	ob
08/31/2025	at Miami (FL)	4	180	45.0	55	0	0	3	1	1	1-1	39	0	5	325	65.0	4	0
09/13/2025	Texas A&M	2	92	46.0	47	0	0	1	0	2	2-2	39	0	8	518	64.8	5	1
09/20/2025	Purdue	0	0	0.0	0	0	0	0	0	0	0-1	0	0	9	584	64.9	8	1
09/27/2025	at Arkansas	0	0	0.0	0	0	0	0	0	0	0-0	0	0	9	585	65.0	9	0
10/04/2025	Boise St.	3	133	44.3	45	0	1	1	0	1	0-0	0	0	5	325	65.0	5	0
10/11/2025	NC State	3	132	44.0	47	0	0	2	0	1	2-2	48	0	6	382	63.7	4	0
Notre Dame		12	537	44.8	55	0	1	7	1	5	5-6	48	0	42	2719	64.7	35	2
Opponents		27	1123	41.6	58	1	1	9	6	3	9-10	49	0	30	1886	62.9	21	0

2025-26 Notre Dame Football  
Opponents Game-by-Game  
All gamesPage 1/1  
as of Oct 12, 2025

Date	Opponent	Rushing				Receiving				Passing				Kick Returns				Punt Returns				tot
		no.	yds	td	lg	no.	yds	td	lg	cmp	att	int	yds	td	lg	no.	yds	td	lg	no.	yds	td
08/31/2025	at Miami (FL)	38	134	1	23	20	205	2	28	20-30-0	205	2	28	1	32	0	32	1	9	0	9	339
09/13/2025	Texas A&M	32	128	3	14	17	360	2	86	17-37-1	360	2	86	2	55	0	35	0	0	0	0	488
09/20/2025	Purdue	28	66	0	12	25	303	3	31	25-40-2	303	3	31	0	0	0	0	0	0	0	0	369
09/27/2025	at Arkansas	30	158	1	54	17	207	0	33	17-32-1	207	0	33	0	0	0	0	0	0	0	0	365
10/04/2025	Boise St.	34	100	1	20	22	215	0	28	22-37-4	215	0	28	0	0	0	0	0	0	0	0	315
10/11/2025	NC State	28	51	0	10	18	182	1	45	18-31-3	182	1	45	1	17	0	17	1	2	0	2	233
Opponents		190	637	6	54	119	1472	8	86	119-207-11	1472	8	86	4	104	0	35	2	11	0	9	2109
Notre Dame		220	1036	17	49	114	1757	13	66	114-169-3	1757	13	66	9	260	1	100	10	122	1	23	2793

## Opponents Averages

Games	Avg/ rush	Avg/ catch	Pass effic	KR avg	PR avg	All purpose avg/game	Total offense avg/game
6	3.4	12.4	119.3	26.0	5.5	373.2	351.5

Date	Opponent	Tackles				Sacks	Fumble	Pass Defense			blkd	PAT attempts			off			
		ua	a	total	tfl-yds	no-yds	ff	fr-yds	int-yds	qbh	brup	kick	kick	rush	rcv	saf	t/o	pts
08/31/2025	at Miami (FL)	31	24	55	5.0-30	3-24	2	1-0	1-12	1	3	0	3-3	0	0	0	3	27
09/13/2025	Texas A&M	42	30	72	8.0-29	2-15	0	0-0	1-3	2	4	0	5-5	0	0	0	7	41
09/20/2025	Purdue	39	26	65	2.0-9	1-6	1	1-0	0-0	2	1	0	3-3	0	0	0	3	30
09/27/2025	at Arkansas	29	50	79	4.0-18	1-14	0	0-0	0-0	2	4	0	1-1	0	0	0	0	13
10/04/2025	Boise St.	26	24	50	5.0-20	0-0	1	0-0	0-0	1	1	1	1-1	0	0	0	0	7
10/11/2025	NC State	35	40	75	4.0-17	2-15	1	1-0	1-0	1	4	0	1-1	0	0	0	0	7
Opponents		202	194	396	28.0-123	9-74	5	3-0	3-15	9	17	1	14-14	0	0	0	13	125
Notre Dame		200	166	366	22.0-124	15-111	3	1-0	11-105	17	22	1	29-30	0	1	1	20	240

		Punting										Field Goals			Kickoffs				
Date	Opponent	no.	yds	avg	long	blkd	tb	fc	50+	i20	md-att	long	blkd	no.	yds	avg	tb	ob	
08/31/2025	at Miami (FL)	5	213	42.6	44	0	0	2	0	0	2-2	47	0	6	390	65.0	5	0	
09/13/2025	Texas A&M	4	121	30.3	45	1	0	1	0	0	2-3	45	0	8	493	61.6	6	0	
09/20/2025	Purdue	5	226	45.2	58	0	0	2	2	1	3-3	48	0	7	420	60.0	3	0	
09/27/2025	at Arkansas	2	90	45.0	47	0	0	1	0	0	2-2	49	0	4	260	65.0	4	0	
10/04/2025	Boise St.	4	155	38.8	50	0	0	0	1	0	0-0	0	0	2	130	65.0	2	0	
10/11/2025	NC State	7	318	45.4	56	0	1	3	3	2	0-0	0	0	3	193	64.3	1	0	
Opponents		27	1123	41.6	58	1	1	9	6	3	9-10	49	0	30	1886	62.9	21	0	
Notre Dame		12	537	44.8	55	0	1	7	1	5	5-6	48	0	42	2719	64.7	35	2	





**2025-26 Notre Dame Football  
Games Played  
All games**

Page 1/2  
as of Oct 15, 2025

##	Player	GP-GS	UM	AM	Purdue	AR	Boise	NCSU
0	DeVonta Smith	3/2	START	...	...	START	XXX	...
0	Malachi Fields	6/6	START	START	START	START	START	START
1	Jaden Greathouse	4/2	START	START	XXX	XXX	...	...
2	Will Pauling	6/2	XXX	XXX	XXX	XXX	START	START
3	Gi'Bran Payne	6/0	XXX	XXX	XXX	XXX	XXX	XXX
3	Jaylen Sneed	6/2	START	START	XXX	XXX	XXX	XXX
4	Jaiden Ausberry	6/4	XXX	XXX	START	START	START	START
4	Jeremiah Love	6/6	START	START	START	START	START	START
5	Boubacar Traore	6/6	START	START	START	START	START	START
5	Cam Williams	3/0	...	...	XXX	XXX	...	XXX
6	Jordan Faison	6/6	START	START	START	START	START	START
6	Christian Gray	6/6	START	START	START	START	START	START
7	Jalen Stroman	6/3	START	START	START	XXX	XXX	XXX
7	Ty Washington	6/2	XXX	XXX	START	START	XXX	XXX
8	Kenny Minchey	3/0	...	...	XXX	XXX	...	XXX
8	Adon Shuler	6/5	START	START	XXX	START	START	START
9	Eli Raridon	6/6	START	START	START	START	START	START
9	Tae Johnson	6/4	XXX	XXX	START	START	START	START
10	Tyler Buchner	6/0	XXX	XXX	XXX	XXX	XXX	XXX
10	Loghan Thomas	6/0	XXX	XXX	XXX	XXX	XXX	XXX
11	KK Smith	5/0	XXX	XXX	XXX	...	XXX	XXX
11	JaDon Blair	0/0	...	...	...	...	...	...
12	Jordan Botelho	6/3	XXX	START	START	XXX	XXX	START
12	Blake Hebert	0/0	...	...	...	...	...	...
13	Ben Minich	6/0	XXX	XXX	XXX	XXX	XXX	XXX
13	CJ Carr	6/6	START	START	START	START	START	START
14	Micah Gilbert	6/0	XXX	XXX	XXX	XXX	XXX	XXX
14	Dallas Golden	4/2	...	...	START	XXX	XXX	START
15	Leonard Moore	4/4	START	START	...	...	START	START
15	Jerome Bettis Jr.	0/0	...	...	...	...	...	...
16	James Rendell	5/0	XXX	XXX	...	XXX	XXX	XXX
16	Anthony Rezac	0/0	...	...	...	...	...	...
17	Brenan Vernon	0/0	...	...	...	...	...	...
17	Elijah Burress	2/0	...	...	XXX	XXX	...	...
18	Chance Tucker	2/0	...	...	...	XXX	...	XXX
18	Erik Schmidt	4/0	...	...	XXX	XXX	XXX	XXX
19	Logan Saldate	1/0	...	...	XXX	...	...	...
19	Madden Faraimo	6/0	XXX	XXX	XXX	XXX	XXX	XXX
20	Cree Thomas	0/0	...	...	...	...	...	...
21	Karson Hobbs	4/1	XXX	START	...	XXX	...	XXX
21	Kedren Young	0/0	...	...	...	...	...	...
22	Aneyas Williams	6/0	XXX	XXX	XXX	XXX	XXX	XXX
22	Ethan Long	1/0	...	...	...	XXX	...	...
23	Nolan James Jr.	2/0	...	...	XXX	XXX	...	...
24	Jadarian Price	6/0	XXX	XXX	XXX	XXX	XXX	XXX
24	Mark Zackery IV	6/2	XXX	XXX	START	START	XXX	XXX
25	Dylan Devezin	0/0	...	...	...	...	...	...
25	Preston Zinter	4/0	XXX	XXX	XXX	...	...	XXX
26	Jake Tafelski	0/0	...	...	...	...	...	...
27	Kyngstonn Viliamu-Asa	6/1	XXX	XXX	XXX	XXX	START	XXX
28	Luke Talich	6/0	XXX	XXX	XXX	XXX	XXX	XXX
29	Brandon Logan	0/0	...	...	...	...	...	...
30	Dominik Hulak	0/0	...	...	...	...	...	...
31	Taebron Bennie-Powell	0/0	...	...	...	...	...	...
31	Xavier Southall	0/0	...	...	...	...	...	...
32	Justin Fisher	0/0	...	...	...	...	...	...
32	Isaiah Dunn	0/0	...	...	...	...	...	...
33	Matt Jeffery	6/0	XXX	XXX	XXX	XXX	XXX	XXX
33	Christopher Burgess Jr.	0/0	...	...	...	...	...	...
34	Drayk Bowen	6/6	START	START	START	START	START	START



**2025-26 Notre Dame Football  
Games Played  
All games**

Page 2/2  
as of Oct 15, 2025

##	Player	GP-GS	UM	AM	Purdue	AR	Boise	NCSU
35	Teddy Rezac	6/0	XXX	XXX	XXX	XXX	XXX	XXX
36	Bodie Kahoun	4/0	...	...	XXX	XXX	XXX	XXX
38	Tommy Powlus	0/0	...	...	...	...	...	...
39	Anthony Sacca	0/0	...	...	...	...	...	...
40	Joshua Burnham	6/0	XXX	XXX	XXX	XXX	XXX	XXX
41	Donovan Hinish	6/3	START	XXX	START	START	XXX	XXX
42	Henry Garrity	0/0	...	...	...	...	...	...
42	Cole Mullins	6/0	XXX	XXX	XXX	XXX	XXX	XXX
43	Kahanu Kia	6/0	XXX	XXX	XXX	XXX	XXX	XXX
44	Junior Tuihalamaka	6/2	XXX	XXX	XXX	START	START	XXX
45	Ko'o Kia	0/0	...	...	...	...	...	...
46	Jerry Rullo	0/0	...	...	...	...	...	...
47	Jason Onye	6/3	START	XXX	XXX	XXX	START	START
48	Marcello Diomede	3/0	XXX	XXX	...	...	XXX	...
48	Mickey Brown	0/0	...	...	...	...	...	...
49	Andrew Kros	0/0	...	...	...	...	...	...
49	Charles Du	0/0	...	...	...	...	...	...
52	Devan Houstan	0/0	...	...	...	...	...	...
54	Anthonie Knapp	6/6	START	START	START	START	START	START
55	Chris Terek	6/0	XXX	XXX	XXX	XXX	XXX	XXX
56	Elijah Hughes	6/0	XXX	XXX	XXX	XXX	XXX	XXX
56	Charles Jagusah	0/0	...	...	...	...	...	...
57	Cam Herron	0/0	...	...	...	...	...	...
58	Matty Augustine	2/0	...	...	XXX	XXX	...	...
59	Aamil Wagner	6/6	START	START	START	START	START	START
59	Sean Sevillano Jr.	2/0	...	...	...	XXX	XXX	...
60	Max Anderson	1/0	...	...	XXX	...	...	...
60	Davion Dixon	0/0	...	...	...	...	...	...
61	Robbie Wollan	1/0	...	...	XXX	...	...	...
64	Joe Otting	3/0	...	...	XXX	XXX	...	XXX
65	Will Black	0/0	...	...	...	...	...	...
70	Ashton Craig	6/6	START	START	START	START	START	START
71	Styles Prescod	5/0	XXX	XXX	XXX	XXX	XXX	...
74	Billy Schrauth	6/6	START	START	START	START	START	START
75	Sullivan Absher	6/0	XXX	XXX	XXX	XXX	XXX	XXX
76	Guerby Lambert	6/6	START	START	START	START	START	START
77	Peter Jones	0/0	...	...	...	...	...	...
78	Owen Strebis	0/0	...	...	...	...	...	...
81	Scrap Richardson	0/0	...	...	...	...	...	...
82	Leo Scheidler	3/0	XXX	...	XXX	XXX	...	...
84	Kevin Bauman	0/0	...	...	...	...	...	...
85	Jack Larsen	2/0	...	...	XXX	XXX	...	...
86	Alex Whitman	0/0	...	...	...	...	...	...
87	Cooper Flanagan	0/0	...	...	...	...	...	...
88	Armel Mukam	6/0	XXX	XXX	XXX	XXX	XXX	XXX
88	James Flanigan	1/0	...	...	...	XXX	...	...
90	Kobi Onyike	6/0	XXX	XXX	XXX	XXX	XXX	XXX
91	Gordy Sulfsted	0/0	...	...	...	...	...	...
93	Jared Dawson	5/1	XXX	START	...	XXX	XXX	XXX
94	Joe Reiff	0/0	...	...	...	...	...	...
95	Bryce Young	6/1	START	XXX	XXX	XXX	XXX	XXX
96	Joseph Vinci	6/0	XXX	XXX	XXX	XXX	XXX	XXX
97	Gabriel Rubio	6/5	XXX	START	START	START	START	START
98	Noah Burnette	4/0	XXX	XXX	...	XXX	...	XXX



#0 MALACHI FIELDS

WR • 6-4 • 222 lbs • Senior

Charlottesville, VA • Monticello/Virginia

Rushing and Passing

SEASON	TEAM	gp	Rushing					Passing									
			att	yds	td	lg	avg/c	avg/g	comp-att-int	yds	td	lg	pct	avg/p	avg/g	effic	
2021-22	UVA	11	0	0	0	0	0.0	0.0	0-0-0	0	0	0	0.0	0.0	0.0	0.0	
2022-23	UVA	1	0	0	0	0	0.0	0.0	0-0-0	0	0	0	0.0	0.0	0.0	0.0	
2023-24	UVA	12	1	-6	0	0	-6.0	-0.5	0-0-0	0	0	0	0.0	0.0	0.0	0.0	
2024-25	UVA	12	0	0	0	0	0.0	0.0	2-3-0	51	0	29	66.7	25.5	4.3	209.5	
2025-26	ND	6	0	0	0	0	0.0	0.0	0-0-0	0	0	0	0.0	0.0	0.0	0.0	
TOTAL FOR ND			6	0	0	0	0.0	0.0	0-0-0	0	0	0	0.0	0.0	0.0	0.0	
TOTAL			42	1	-6	0	-6.0	-0.1	2-3-0	51	0	29	66.7	25.5	1.2	209.5	

Scoring and Total Offense

SEASON	TEAM	gp	Scoring										Total Offense			
			td	rush	rcv	ret	pat	2pat	fg	total	avg/g	rush	pass	total	avg/g	
2021-22	Uva	11	0	0	0	0	0	0	0	0	0.0	0	0	0	0.0	
2022-23	Uva	1	1	0	1	0	0	0	0	6	6.0	0	0	0	0.0	
2023-24	Uva	12	5	0	5	0	0	0	0	32	2.7	-6	0	-6	-0.5	
2024-25	Uva	12	5	0	5	0	0	0	0	30	2.5	0	51	51	4.3	
2025-26	ND	6	2	0	2	0	0	0	0	12	2.0	0	0	0	0.0	
TOTAL FOR ND			6	2	0	2	0	0	0	12	2.0	0	0	0	0.0	
TOTAL			42	13	0	13	0	0	0	80	1.9	-6	51	45	1.1	

Punting and All Purpose

SEASON	TEAM	gp	Punting				All Purpose									
			no.	yds	lg	avg/g	rush	rcv	pr	kr	lr	total	avg/g			
2021-22	Uva	11	0	0	0	0.0	0	172	0	0	0	172	15.6			
2022-23	Uva	1	0	0	0	0.0	0	58	0	0	0	58	58.0			
2023-24	Uva	12	0	0	0	0.0	-6	811	0	0	0	805	67.1			
2024-25	Uva	12	0	0	0	0.0	0	808	0	0	0	808	67.3			
2025-26	ND	6	0	0	0	0.0	0	339	0	0	0	339	56.5			
TOTAL FOR ND			6	0	0	0.0	0	339	0	0	0	339	56.5			
TOTAL			42	0	0	0.0	-6	2188	0	0	0	2182	52.0			

Tackles

SEASON	TEAM	GP	Tackles								Interceptions		Receptions					
			ua	a	total	tfl	pbu	ff	fr	blk	sacks	int	rec	yds	td	lg	rec/g	yds/r
2021-22	Uva	11	1	0	1	0-0	0	0	0	0	0	0	11	172	0	51	1.0	15.6
2022-23	Uva	1	0	0	0	0-0	0	0	0	0	0	0	5	58	1	15	5.0	11.6
2023-24	Uva	12	2	0	2	0-0	0	0	0	0	0	0	58	811	5	39	4.8	14.0
2024-25	Uva	12	3	0	3	0-0	0	1	0	0	0	0	55	808	5	45	4.6	14.7
2025-26	ND	6	0	0	0	0-0	0	0	0	0	0	0	18	339	2	66	3.0	18.8
TOTAL FOR ND			6	0	0	0-0	0	0	0	0	0	0	18	339	2	66	3.0	18.8
TOTAL			42	6	0	6	0-0	0	1	0	0	0	147	2188	13	66	3.5	14.9

Single Game Highs

Statistic	Value	
Rushing Attempts	1	at Maryland 09/15/23
Total Passes	1	vs Boston College 10/05/24, at Notre Dame 11/16/24, vs Louisville 10/12/24
Completed Passes	1	vs Boston College 10/05/24, vs Louisville 10/12/24
Passes Yards	29	vs Boston College 10/05/24
Longest Pass	29	vs Boston College 10/05/24
Receptions	11	at Wake Forest 09/07/24
Receptions Yards	148	at Wake Forest 09/07/24
Receptions Touchdowns	2	vs Virginia Tech 11/25/23, at Coastal Carolina 09/21/24
Longest Reception	66	vs Purdue 09/20/25
Total Tackles	1	6 times



#0 DeVONTA SMITH

CB • 5-11 • 195 lbs • Senior

Cincinnati, OH • La Salle/Alabama

Rushing and Passing

SEASON	TEAM	gp	Rushing					Passing									
			att	yds	td	lg	avg/c	avg/g	comp-att-int	yds	td	lg	pct	avg/p	avg/g	effic	
2021-22	UA	9	0	0	0	0	0.0	0.0	0-0-0	0	0	0	0.0	0.0	0.0	0.0	
2022-23	UA	9	0	0	0	0	0.0	0.0	0-0-0	0	0	0	0.0	0.0	0.0	0.0	
2023-24	UA	3	0	0	0	0	0.0	0.0	0-0-0	0	0	0	0.0	0.0	0.0	0.0	
2024-25	UA	12	0	0	0	0	0.0	0.0	0-0-0	0	0	0	0.0	0.0	0.0	0.0	
2025-26	ND	3	0	0	0	0	0.0	0.0	0-0-0	0	0	0	0.0	0.0	0.0	0.0	
TOTAL FOR ND			3	0	0	0	0.0	0.0	0-0-0	0	0	0	0.0	0.0	0.0	0.0	
TOTAL			36	0	0	0	0.0	0.0	0-0-0	0	0	0	0.0	0.0	0.0	0.0	

Scoring and Total Offense

SEASON	TEAM	gp	Scoring										Total Offense			
			td	rush	rcv	ret	pat	2pat	fg	total	avg/g	rush	pass	total	avg/g	
2021-22	UA	9	0	0	0	0	0	0	0	0	0.0	0	0	0	0.0	
2022-23	UA	9	0	0	0	0	0	0	0	0	0.0	0	0	0	0.0	
2023-24	UA	3	0	0	0	0	0	0	0	0	0.0	0	0	0	0.0	
2024-25	UA	12	0	0	0	0	0	0	0	0	0.0	0	0	0	0.0	
2025-26	ND	3	0	0	0	0	0	0	0	0	0.0	0	0	0	0.0	
TOTAL FOR ND			3	0	0	0	0	0	0	0	0.0	0	0	0	0.0	
TOTAL			36	0	0	0	0	0	0	0	0.0	0	0	0	0.0	

Punting and All Purpose

SEASON	TEAM	gp	Punting				All Purpose									
			no.	yds	lg	avg/g	rush	rcv	pr	kr	lr	total	avg/g			
2021-22	UA	9	0	0	0	0.0	0	0	0	0	0	0	0.0			
2022-23	UA	9	0	0	0	0.0	0	0	0	0	0	0	0.0			
2023-24	UA	3	0	0	0	0.0	0	0	0	0	0	0	0.0			
2024-25	UA	12	0	0	0	0.0	0	0	0	0	0	0	0.0			
2025-26	ND	3	0	0	0	0.0	0	0	0	0	0	0	0.0			
TOTAL FOR ND			3	0	0	0.0	0	0	0	0	0	0	0.0			
TOTAL			36	0	0	0.0	0	0	0	0	0	0	0.0			

Tackles

SEASON	TEAM	GP	Tackles								Interceptions		Receptions					
			ua	a	total	tfl	pbu	ff	fr	blk	sacks	int	rec	yds	td	lg	rec/g	yds/r
2021-22	UA	9	1	1	2	0-0	0	0	0	0	0	0	0	0	0	0	0.0	0.0
2022-23	UA	9	0	0	0	0-0	0	0	0	0	0	0	0	0	0	0	0.0	0.0
2023-24	UA	3	3	1	4	0-0	0	0	0	0	0	0	0	0	0	0	0.0	0.0
2024-25	UA	12	18	12	30	0.5-1	5	1	0	0	0	0	0	0	0	0	0.0	0.0
2025-26	ND	3	2	0	2	0-0	0	0	1	0	0	0	0	0	0	0	0.0	0.0
TOTAL FOR ND			3	2	0	2	0-0	0	0	1	0	0	0	0	0	0	0.0	0.0
TOTAL			36	24	14	38	0.5-1	5	1	1	0	0	0	0	0	0	0.0	0.0

Single Game Highs

Statistic	Value	
Total Tackles	8	at Oklahoma 11/23/24
Total Tackles For Loss	0.5	at Oklahoma 11/23/24



#2 WILL PAULING

WR • 5-10 • 190 lbs • Senior

Chicago, IL • Homewood-Flossmoor/Wisconsin

Rushing and Passing

SEASON	TEAM	gp	Rushing						Passing									
			att	yds	td	lg	avg/c	avg/g	comp-att-int	yds	td	lg	pct	avg/p	avg/g	effc		
2021-22	UC	4	0	0	0	0	0.0	0.0	0-0-0	0	0	0	0.0	0.0	0.0	0.0		
2022-23	UC	9	1	-8	0	0	-8.0	-0.9	0-0-0	0	0	0	0.0	0.0	0.0	0.0		
2023-24	Wisc	13	1	11	0	11	11.0	0.8	1-1-0	19	0	19	100.0	19.0	1.5	259.6		
2024-25	Wisc	10	1	4	0	4	4.0	0.4	0-0-0	0	0	0	0.0	0.0	0.0	0.0		
2025-26	ND	6	0	0	0	0	0.0	0.0	0-0-0	0	0	0	0.0	0.0	0.0	0.0		
TOTAL FOR ND			6	0	0	0	0	0.0	0-0-0	0	0	0	0.0	0.0	0.0	0.0		
TOTAL			42	3	7	0	11	2.3	0.2	1-1-0	19	0	19	100.0	19.0	0.5	259.6	

Scoring and Total Offense

SEASON	TEAM	gp	Scoring										Total Offense			
			td	rush	rcv	ret	pat	2pat	fg	total	avg/g	rush	pass	total	avg/g	
2021-22	UC	4	0	0	0	0	0	0	0	0.0	0	0	0	0	0.0	
2022-23	UC	9	0	0	0	0	0	0	0	0.0	0	-8	0	-8	-0.9	
2023-24	Wisc	13	6	0	6	0	0	1	0	36	2.8	11	19	30	2.3	
2024-25	Wisc	10	3	0	3	0	0	0	0	18	1.8	4	0	4	0.4	
2025-26	ND	6	3	0	3	0	0	0	0	20	3.3	0	0	0	0.0	
TOTAL FOR ND			6	3	0	3	0	0	0	20	3.3	0	0	0	0.0	
TOTAL			42	12	0	12	0	0	1	0	74	1.8	7	19	26	0.6

Punting and All Purpose

SEASON	TEAM	gp	Punting				All Purpose									
			no.	yds	lg	avg/g	rush	rcv	pr	kr	lr	total	avg/g			
2021-22	UC	4	0	0	0	0.0	0	6	0	0	0	6	1.5			
2022-23	UC	9	0	0	0	0.0	-8	122	0	0	0	114	12.7			
2023-24	Wisc	13	0	0	0	0.0	11	837	0	0	0	848	65.2			
2024-25	Wisc	10	0	0	0	0.0	4	407	0	0	0	411	41.1			
2025-26	ND	6	0	0	0	0.0	0	243	0	0	0	243	40.5			
TOTAL FOR ND			6	0	0	0.0	0	243	0	0	0	243	40.5			
TOTAL			42	0	0	0.0	7	1615	0	0	0	1622	38.6			

Tackles

SEASON	TEAM	GP	Tackles										Interceptions		Receptions					
			ua	a	total	tfl	pbu	ff	fr	blk	sacks		int	rec	yds	td	lg	rec/g	yds/r	
2021-22	UC	4	0	0	0	0-0	0	0	0	0	0	0	0	1	6	0	6	0.3	6.0	
2022-23	UC	9	1	0	1	0-0	0	0	0	0	0	0	0	12	122	0	30	1.3	10.2	
2023-24	Wisc	13	2	1	3	0-0	0	0	0	0	0	0	0	74	837	6	53	5.7	11.3	
2024-25	Wisc	10	2	0	2	0-0	0	0	0	0	0	0	0	42	407	3	28	4.2	9.7	
2025-26	ND	6	0	0	0	0-0	0	0	0	0	0	0	0	13	243	3	42	2.2	18.7	
TOTAL FOR ND			6	0	0	0-0	0	0	0	0	0	0	0	0	13	243	3	42	2.2	18.7
TOTAL			42	5	1	6	0-0	0	0	0	0	0	0	0	142	1615	12	53	3.4	11.4

Single Game Highs

Statistic	Value	
Rushing Attempts	1	vs Louisville 12/17/22, vs Nebraska 11/18/23, vs Penn St. 10/26/24
Rushing Yards Net	11	vs Nebraska 11/18/23
Longest Rushing	11	vs Nebraska 11/18/23
Total Passes	1	at Purdue 09/22/23
Completed Passes	1	at Purdue 09/22/23
Passes Yards	19	at Purdue 09/22/23
Longest Pass	19	at Purdue 09/22/23
Receptions	10	vs Northwestern 11/11/23
Receptions Yards	143	vs LSU 01/01/24
Receptions Touchdowns	2	vs LSU 01/01/24
Longest Reception	53	vs LSU 01/01/24
Total Tackles	1	6 times



#3 GI'BRAN PAYNE

RB • 5-10 • 205 lbs • Junior

Cincinnati, OH • La Salle

Rushing and Passing

SEASON	TEAM	gp	Rushing						Passing									
			att	yds	td	lg	avg/c	avg/g	comp-att-int	yds	td	lg	pct	avg/p	avg/g	effc		
2022-23	ND	4	2	5	0	3	2.5	1.3	0-0-0	0	0	0	0.0	0.0	0.0	0.0		
2023-24	ND	13	45	168	2	12	3.7	12.9	0-0-0	0	0	0	0.0	0.0	0.0	0.0		
2025-26	ND	6	3	27	0	24	9.0	4.5	0-0-0	0	0	0	0.0	0.0	0.0	0.0		
TOTAL			23	50	200	2	24	4.0	8.7	0-0-0	0	0	0	0.0	0.0	0.0		

Scoring and Total Offense

SEASON	TEAM	gp	Scoring										Total Offense			
			td	rush	rcv	ret	pat	2pat	fg	total	avg/g	rush	pass	total	avg/g	
2022-23	ND	4	0	0	0	0	0	0	0	0	0.0	5	0	5	1.3	
2023-24	ND	13	4	2	2	0	0	0	0	24	1.8	168	0	168	12.9	
2025-26	ND	6	0	0	0	0	0	0	0	0	0.0	27	0	27	4.5	
TOTAL			23	4	2	2	0	0	0	0	24	1.0	200	0	200	8.7

Punting and All Purpose

SEASON	TEAM	gp	Punting				All Purpose									
			no.	yds	lg	avg/g	rush	rcv	pr	kr	lr	total	avg/g			
2022-23	ND	4	0	0	0	0.0	5	0	0	0	0	5	1.3			
2023-24	ND	13	0	0	0	0.0	168	58	0	41	0	267	20.5			
2025-26	ND	6	0	0	0	0.0	27	0	0	0	0	27	4.5			
TOTAL			23	0	0	0.0	200	58	0	41	0	299	13.0			

Tackles

SEASON	TEAM	GP	Tackles									Interceptions		Receptions						
			ua	a	total	tfl	pbu	ff	fr	blk	sacks		int	rec	yds	td	lg	rec/g	yds/r	yds/g
2022-23	ND	4	0	0	0	0-0	0	0	0	0	0	0	0	0	0	0	0.0	0.0	0.0	
2023-24	ND	13	0	0	0	0-0	0	0	0	0	0	0	0	9	58	2	42	0.7	6.4	4.5
2025-26	ND	6	0	0	0	0-0	0	0	0	0	0	0	0	0	0	0	0	0.0	0.0	0.0
TOTAL			23	0	0	0-0	0	0	0	0	0	0	0	9	58	2	42	0.4	6.4	2.5

Single Game Highs

Statistic	Value	
Rushing Attempts	6	5 times
Rushing Yards Net	35	at Stanford 11/25/23
Rushing Touchdowns	1	vs Ohio St. 09/23/23, at Stanford 11/25/23
Longest Rushing	24	at Arkansas 09/27/25
Receptions	2	vs Ohio St. 09/23/23, vs Navy 08/26/23, vs Tennessee St. 09/02/23
Receptions Yards	45	vs Tennessee St. 09/02/23
Receptions Touchdowns	1	vs Tennessee St. 09/02/23, vs Southern California 10/14/23
Longest Reception	42	vs Tennessee St. 09/02/23
Longest Kick Return	24	vs Navy 08/26/23





### #3 JAYLEN SNEED

LB • 6-2 • 230 lbs • Junior  
Hilton Head Island, SC • Hilton Head

Rushing and Passing

SEASON	TEAM	gp	Rushing						Passing						effc	
			att	yds	td	lg	avg/c	avg/g	comp-att-int	yds	td	lg	pct	avg/p		avg/g
2022-23	ND	4	0	0	0	0	0.0	0.0	0-0-0	0	0	0	0.0	0.0	0.0	0.0
2023-24	ND	13	0	0	0	0	0.0	0.0	0-0-0	0	0	0	0.0	0.0	0.0	0.0
2024-25	ND	16	0	0	0	0	0.0	0.0	0-0-0	0	0	0	0.0	0.0	0.0	0.0
2025-26	ND	6	0	0	0	0	0.0	0.0	0-0-0	0	0	0	0.0	0.0	0.0	0.0
TOTAL		39	0	0	0	0	0.0	0.0	0-0-0	0	0	0	0.0	0.0	0.0	0.0

Scoring and Total Offense

			Scoring								Total Offense				
SEASON	TEAM	gp	td	rush	rcv	ret	pat	2pat	fg	total	avg/g	rush	pass	total	avg/g
2022-23	ND	4	0	0	0	0	0	0	0	0	0.0	0	0	0	0.0
2023-24	ND	13	0	0	0	0	0	0	0	0	0.0	0	0	0	0.0
2024-25	ND	16	1	0	0	1	0	0	0	6	0.4	0	0	0	0.0
2025-26	ND	6	0	0	0	0	0	0	0	0	0.0	0	0	0	0.0
TOTAL		39	1	0	0	1	0	0	0	6	0.2	0	0	0	0.0

Punting and All Purpose


			Punting				All Purpose						
SEASON	TEAM	gp	no.	yds	lg	avg/g	rush	rcv	pr	kr	lr	total	avg/g
2022-23	ND	4	0	0	0	0.0	0	0	0	0	0	0	0.0
2023-24	ND	13	0	0	0	0.0	0	0	0	0	0	0	0.0
2024-25	ND	16	0	0	0	0.0	0	0	0	0	0	0	0.0
2025-26	ND	6	0	0	0	0.0	0	0	0	0	0	0	0.0
TOTAL		39	0	0	0	0.0	0	0	0	0	0	0	0.0

Tackles

SEASON	TEAM	GP	Tackles						Interceptions			Receptions			
			ua	a	total	tfl	pbu	ff	fr	blk	sacks	int	rec	yds	td
2022-23	ND	4	1	6	7	0.5-3	0	0	0	0	0	0	0	0	0.0
2023-24	ND	13	5	9	14	1-8	2	1	0	0	1	0	0	0	0.0
2024-25	ND	16	22	29	51	6-20	0	2	1	0	2.5	0	0	0	0.0
2025-26	ND	6	10	4	14	3-16	0	0	0	0	2	0	0	0	0.0
TOTAL		39	38	48	86	10.5-47	2	3	1	0	5.5	0	0	0	0.0

Single Game Highs

Statistic	Value	
Total Tackles	9	vs Navy 10/26/24
Total Sacks	1	5 times
Total Tackles For Loss	1	9 times



### #4 JAIDEN AUSBERRY

LB • 6-2 • 228 lbs • Sophomore  
Baton Rouge, LA • University Lab

Rushing and Passing

			Rushing						Passing							
SEASON	TEAM	gp	att	yds	td	lg	avg/c	avg/g	comp-att-int	yds	td	lg	pct	avg/p	avg/g	effc
2023-24	ND	5	0	0	0	0	0.0	0.0	0-0-0	0	0	0	0.0	0.0	0.0	0.0
2024-25	ND	16	0	0	0	0	0.0	0.0	0-0-0	0	0	0	0.0	0.0	0.0	0.0
2025-26	ND	6	0	0	0	0	0.0	0.0	0-0-0	0	0	0	0.0	0.0	0.0	0.0
TOTAL		27	0	0	0	0	0.0	0.0	0-0-0	0	0	0	0.0	0.0	0.0	0.0

Scoring and Total Offense

			Scoring								Total Offense				
SEASON	TEAM	gp	td	rush	rcv	ret	pat	2pat	fg	total	avg/g	rush	pass	total	avg/g
2023-24	ND	5	0	0	0	0	0	0	0	0	0.0	0	0	0	0.0
2024-25	ND	16	0	0	0	0	0	0	0	0	0.0	0	0	0	0.0
2025-26	ND	6	0	0	0	0	0	0	0	0	0.0	0	0	0	0.0
TOTAL		27	0	0	0	0	0	0	0	0	0.0	0	0	0	0.0

Punting and All Purpose

			Punting				All Purpose						
SEASON	TEAM	gp	no.	yds	lg	avg/g	rush	rcv	pr	kr	lr	total	avg/g
2023-24	ND	5	0	0	0	0.0	0	0	0	0	0	0	0.0
2024-25	ND	16	0	0	0	0.0	0	0	0	0	0	0	0.0
2025-26	ND	6	0	0	0	0.0	0	0	0	0	0	0	0.0
TOTAL		27	0	0	0	0.0	0	0	0	0	0	0	0.0

Tackles

SEASON	TEAM	GP	Tackles						Interceptions			Receptions			
			ua	a	total	tfl	pbu	ff	fr	blk	sacks	int	rec	yds	td
2023-24	ND	5	2	1	3	0-0	0	0	0	0	0	0	0	0	0.0
2024-25	ND	16	35	23	58	6.5-15	1	0	2	0	0.5	0	0	0	0.0
2025-26	ND	6	7	19	26	1-9	0	0	0	0	1	0	0	0	0.0
TOTAL		27	44	43	87	7.5-24	1	0	2	0	1.5	0	0	0	0.0

Single Game Highs

Statistic	Value	
Total Tackles	9	vs Army West Point 11/23/24
Total Sacks	1	vs Boise St. 10/04/25
Total Tackles For Loss	2	vs Indiana 12/20/24



### #4 JEREMIAH LOVE

RB • 6-0 • 214 lbs • Junior  
St. Louis, MO • Christian Brothers

Rushing and Passing

		Rushing							Passing							
SEASON	TEAM	gp	att	yds	td	lg	avg/c	avg/g	comp-att-int	yds	td	lg	pct	avg/p	avg/g	effc
2023-24	ND	13	71	385	1	36	5.4	29.6	0-0-0	0	0	0	0.0	0.0	0.0	0.0
2024-25	ND	16	163	1125	17	98	6.9	70.3	0-0-0	0	0	0	0.0	0.0	0.0	0.0
2025-26	ND	6	100	530	8	46	5.3	88.3	0-0-0	0	0	0	0.0	0.0	0.0	0.0
TOTAL		35	334	2040	26	98	6.1	58.3	0-0-0	0	0	0	0.0	0.0	0.0	0.0

Scoring and Total Offense

			Scoring									Total Offense			
SEASON	TEAM	gp	td	rush	rcv	ret	pat	2pat	fg	total	avg/g	rush	pass	total	avg/g
2023-24	ND	13	2	1	1	0	0	0	0	12	0.9	385	0	385	29.6
2024-25	ND	16	19	17	2	0	0	0	0	116	7.3	1125	0	1125	70.3
2025-26	ND	6	11	8	3	0	0	0	0	66	11.0	530	0	530	88.3
TOTAL		35	32	26	6	0	0	0	0	194	5.5	2040	0	2040	58.3

Punting and All Purpose


			Punting				All Purpose							
SEASON	TEAM	gp	no.	yds	lg	avg/g	rush	rcv	pr	kr	lr	total	avg/g	
2023-24	ND	13	0	0	0	0.0	385	77	0	42	0	504	38.8	
2024-25	ND	16	0	0	0	0.0	1125	237	0	0	0	1362	85.1	
2025-26	ND	6	0	0	0	0.0	530	160	0	0	0	690	115.0	
TOTAL		35	0	0	0	0.0	2040	474	0	42	0	2556	73.0	

Tackles

SEASON	TEAM	GP	Tackles						Interceptions			Receptions			
			ua	a	total	tfl	pbu	ff	fr	blk	sacks	int	rec	yds	td
2023-24	ND	13	1	0	1	0-0	0	0	0	0	0	0	8	77	1
2024-25	ND	16	0	1	1	0-0	0	0	0	0	0	0	28	237	2
2025-26	ND	6	0	0	0	0-0	0	0	0	0	0	0	14	160	3
TOTAL		35	1	1	2	0-0	0	0	0	0	0	0	50	474	6

Single Game Highs

Statistic	Value	
Rushing Attempts	23	vs Texas A&M 09/13/25
Rushing Yards Net	157	vs Purdue 09/20/25
Rushing Touchdowns	2	6 times
Longest Rushing	98	vs Indiana 12/20/24
Receptions	5	vs Louisville 09/28/24, at Arkansas 09/27/25
Receptions Yards	70	at Arkansas 09/27/25
Receptions Touchdowns	2	at Arkansas 09/27/25
Longest Reception	36	vs Texas A&M 09/13/25
Longest Kick Return	21	at Duke 09/30/23
Total Tackles	1	vs Indiana 12/20/24, at Clemson 11/04/23




### #5 BOUBACAR TRAORE

DL • 6-4 • 250 lbs • Sophomore  
Boston, MA • Catholic Memorial

Rushing and Passing

			Rushing						Passing							
SEASON	TEAM	gp	att	yds	td	lg	avg/c	avg/g	comp-att-int	yds	td	lg	pct	avg/p	avg/g	effc
2023-24	ND	5	0	0	0	0	0.0	0.0	0-0-0	0	0	0	0.0	0.0	0.0	0.0
2024-25	ND	5	0	0	0	0	0.0	0.0	0-0-0	0	0	0	0.0	0.0	0.0	0.0
2025-26	ND	6	0	0	0	0	0.0	0.0	0-0-0	0	0	0	0.0	0.0	0.0	0.0
TOTAL		16	0	0	0	0	0.0	0.0	0-0-0	0	0	0	0.0	0.0	0.0	0.0



### #5 CAM WILLIAMS

WR • 6-2 • 200 lbs • Freshman  
Glen Ellyn, IL • Glenbard South

#### Rushing and Passing

		Rushing							Passing							
SEASON	TEAM	gp	att	yds	td	lg	avg/c	avg/g	comp-att-int	yds	td	lg	pct	avg/p	avg/g	effic
2024-25	ND	1	0	0	0	0	0.0	0.0	0-0-0	0	0	0	0.0	0.0	0.0	0.0
2025-26	ND	3	0	0	0	0	0.0	0.0	0-0-0	0	0	0	0.0	0.0	0.0	0.0
TOTAL		4	0	0	0	0	0.0	0.0	0-0-0	0	0	0	0.0	0.0	0.0	0.0

#### Scoring and Total Offense


		Scoring										Total Offense					
SEASON	TEAM	gp	td	rush	rcv	ret	pat	2pat	fg	total	avg/g	rush	pass	total	avg/g		
2024-25	ND	1	0	0	0	0	0	0	0	0	0.0	0	0	0	0.0		
2025-26	ND	3	0	0	0	0	0	0	0	0	0.0	0	0	0	0.0		
TOTAL		4	0	0	0	0	0	0	0	0	0.0	0	0	0	0.0		

#### Punting and All Purpose

		Punting				All Purpose							
SEASON	TEAM	gp	no.	yds	lg	avg/g	rush	rcv	pr	kr	lr	total	avg/g
2024-25	ND	1	0	0	0	0.0	0	0	0	0	0	0	0.0
2025-26	ND	3	0	0	0	0.0	0	0	0	0	0	0	0.0
TOTAL		4	0	0	0	0.0	0	0	0	0	0	0	0.0

#### Tackles

		Tackles								Interceptions		Receptions								
SEASON	TEAM	GP	ua	a	total	tfl	pbu	ff	fr	blk	sacks	int	rec	yds	td	lg	rec/g	yds/r	yds/g	
2024-25	ND	1	0	0	0	0-0	0	0	0	0	0	0	0	0	0	0	0	0.0	0.0	0.0
2025-26	ND	3	0	0	0	0-0	0	0	0	0	0	0	0	0	0	0	0	0.0	0.0	0.0
TOTAL		4	0	0	0	0-0	0	0	0	0	0	0	0	0	0	0	0	0.0	0.0	0.0



### #6 CHRISTIAN GRAY

CB • 6-0 • 190 lbs • Junior  
St. Louis, MO • De Smet

#### Rushing and Passing

		Rushing							Passing							
SEASON	TEAM	gp	att	yds	td	lg	avg/c	avg/g	comp-att-int	yds	td	lg	pct	avg/p	avg/g	effic
2023-24	ND	12	0	0	0	0	0.0	0.0	0-0-0	0	0	0	0.0	0.0	0.0	0.0
2024-25	ND	15	0	0	0	0	0.0	0.0	0-0-0	0	0	0	0.0	0.0	0.0	0.0
2025-26	ND	6	0	0	0	0	0.0	0.0	0-0-0	0	0	0	0.0	0.0	0.0	0.0
TOTAL		33	0	0	0	0	0.0	0.0	0-0-0	0	0	0	0.0	0.0	0.0	0.0

#### Scoring and Total Offense

		Scoring										Total Offense					
SEASON	TEAM	gp	td	rush	rcv	ret	pat	2pat	fg	total	avg/g	rush	pass	total	avg/g		
2023-24	ND	12	0	0	0	0	0	0	0	0	0.0	0	0	0	0.0		
2024-25	ND	15	1	0	0	1	0	0	6	0.4	0	0	0	0	0.0		
2025-26	ND	6	0	0	0	0	0	0	0	0.0	0	0	0	0	0.0		
TOTAL		33	1	0	0	1	0	0	6	0.2	0	0	0	0	0.0		

#### Punting and All Purpose


		Punting				All Purpose							
SEASON	TEAM	gp	no.	yds	lg	avg/g	rush	rcv	pr	kr	lr	total	avg/g
2023-24	ND	12	0	0	0	0.0	0	0	0	0	0	0	0.0
2024-25	ND	15	0	0	0	0.0	0	0	0	0	0	99	6.6
2025-26	ND	6	0	0	0	0.0	0	0	0	0	0	8	1.3
TOTAL		33	0	0	0	0.0	0	0	0	0	0	107	3.2

#### Tackles

		Tackles								Interceptions		Receptions							
SEASON	TEAM	GP	ua	a	total	tfl	pbu	ff	fr	blk	sacks	int	rec	yds	td	lg	rec/g	yds/r	yds/g
2023-24	ND	12	9	2	11	0-0	2	0	0	0	0	1	0	0	0	0.0	0.0	0.0	0.0
2024-25	ND	15	26	9	35	2-5	9	1	0	0	0	3	0	0	0	0.0	0.0	0.0	0.0
2025-26	ND	6	7	4	11	0-0	6	0	0	0	0	1	0	0	0	0.0	0.0	0.0	0.0
TOTAL		33	42	15	57	2-5	17	1	0	0	0	5	0	0	0	0.0	0.0	0.0	0.0

#### Single Game Highs

Statistic	Value	
Total Tackles	7	at Southern California 11/30/24
Total Tackles For Loss	1	at Southern California 11/30/24, vs Army West Point 11/23/24
Total Interceptions	1	5 times



### #6 JORDAN FAISON

WR • 5-10 • 185 lbs • Junior  
Fort Lauderdale, FL • Pine Crest

#### Rushing and Passing

		Rushing							Passing							
SEASON	TEAM	gp	att	yds	td	lg	avg/c	avg/g	comp-att-int	yds	td	lg	pct	avg/p	avg/g	effic
2023-24	ND	7	2	22	0	16	11.0	3.1	0-0-0	0	0	0	0.0	0.0	0.0	0.0
2024-25	ND	13	3	10	0	6	3.3	0.8	0-0-0	0	0	0	0.0	0.0	0.0	0.0
2025-26	ND	6	1	-8	0	-8.0	-1.3		1-1-0	40	0	40	100.0	40.0	6.7	436.0
TOTAL		26	6	24	0	16	4.0	0.9	1-1-0	40	0	40	100.0	40.0	1.5	436.0

#### Scoring and Total Offense

		Scoring										Total Offense					
SEASON	TEAM	gp	td	rush	rcv	ret	pat	2pat	fg	total	avg/g	rush	pass	total	avg/g		
2023-24	ND	7	4	0	4	0	0	0	0	24	3.4	22	0	22	3.1		
2024-25	ND	13	1	0	1	0	0	1	0	6	0.5	10	0	10	0.8		
2025-26	ND	6	2	0	2	0	0	0	0	12	2.0	-8	40	32	5.3		
TOTAL		26	7	0	7	0	0	1	0	42	1.6	24	40	64	2.5		

#### Punting and All Purpose


		Punting				All Purpose							
SEASON	TEAM	gp	no.	yds	lg	avg/g	rush	rcv	pr	kr	lr	total	avg/g
2023-24	ND	7	0	0	0	0.0	22	322	28	0	0	372	53.1
2024-25	ND	13	0	0	0	0.0	10	356	0	59	0	425	32.7
2025-26	ND	6	0	0	0	0.0	-8	376	85	0	0	453	75.5
TOTAL		26	0	0	0	0.0	24	1054	113	59	0	1250	48.1

#### Tackles

		Tackles								Interceptions		Receptions							
SEASON	TEAM	GP	ua	a	total	tfl	pbu	ff	fr	blk	sacks	int	rec	yds	td	lg	rec/g	yds/r	yds/g
2023-24	ND	7	0	0	0	0-0	0	0	0	0	0	0	19	322	4	55	2.7	16.9	46.0
2024-25	ND	13	2	0	2	0-0	0	0	0	0	0	0	30	356	1	44	2.3	11.9	27.4
2025-26	ND	6	0	0	0	0-0	0	0	0	0	0	0	29	376	2	48	4.8	13.0	62.7
TOTAL		26	2	0	2	0-0	0	0	0	0	0	0	78	1054	7	55	3.0	13.5	40.5

#### Single Game Highs

Statistic	Value	
Rushing Attempts	2	vs Georgia 01/02/25
Rushing Yards Net	16	vs Southern California 10/14/23
Longest Rushing	16	vs Southern California 10/14/23
Total Passes	1	at Arkansas 09/27/25
Completed Passes	1	at Arkansas 09/27/25
Passes Yards	40	at Arkansas 09/27/25
Longest Pass	40	at Arkansas 09/27/25
Receptions	7	at Arkansas 09/27/25, vs Indiana 12/20/24
Receptions Yards	115	vs Oregon St. 12/29/23
Receptions Touchdowns	1	7 times
Longest Reception	55	vs Oregon St. 12/29/23
Longest Punt Return	23	vs NC State 10/11/25, vs Boise St. 10/04/25
Longest Kick Return	43	vs Indiana 12/20/24
Total Tackles	1	at Southern California 11/30/24, vs Ohio St. 01/20/25



### #7 JALEN STROMAN

S • 6-1 • 201 lbs • Senior  
Bristow, VA • Patriot/Virginia Tech

#### Rushing and Passing

		Rushing							Passing							
SEASON	TEAM	gp	att	yds	td	lg	avg/c	avg/g	comp-att-int	yds	td	lg	pct	avg/p	avg/g	effic
2021-22	VT	13	0	0	0	0	0.0	0.0	0-0-0	0	0	0	0.0	0.0	0.0	0.0
2022-23	VT	11	0	0	0	0	0.0	0.0	0-0-0	0	0	0	0.0	0.0	0.0	0.0
2023-24	VT	11	0	0	0	0	0.0	0.0	0-0-0	0	0	0	0.0	0.0	0.0	0.0
2024-25	VT	1	0	0	0	0	0.0	0.0	0-0-0	0	0	0	0.0	0.0	0.0	0.0
2025-26	ND	6	0	0	0	0	0.0	0.0	0-0-0	0	0	0	0.0	0.0	0.0	0.0
TOTAL FOR ND		6	0	0	0	0	0.0	0.0	0-0-0	0	0	0	0.0	0.0	0.0	0.0
TOTAL		42	0	0	0	0	0.0	0.0	0-0-0	0	0	0	0.0	0.0	0.0	0.0

#### Scoring and Total Offense

		Scoring										Total Offense					
SEASON	TEAM	gp	td	rush	rcv	ret	pat	2pat	fg	total	avg/g	rush	pass	total	avg/g		
2021-22	VT	13	0	0	0	0	0	0	0	0	0.0	0	0	0	0.0		
2022-23	VT	11	0	0	0	0	0	0	0	0	0.0	0	0	0	0.0		
2023-24	VT	11	0	0	0	0	0	0	0	0	0.0	0	0	0	0.0		
2024-25	VT	1	0	0	0	0	0	0	0	0	0.0	0	0	0	0.0		
2025-26	ND	6	0	0	0	0	0	0	0	0	0.0	0	0	0	0.0		
TOTAL FOR ND		6	0	0	0	0	0	0	0	0	0.0	0	0	0	0.0		
TOTAL		42	0	0	0	0	0	0	0	0	0.0	0	0	0	0.0		

#### Punting and All Purpose

		Punting				All Purpose							
--	--	---------	--	--	--	-------------	--	--	--	--	--	--	--



**#7 TY WASHINGTON**  
TE • 6-4 • 248 lbs • Junior  
Leesburg, GA • Lee County/Arkansas

Rushing and Passing

SEASON	TEAM	gp	Rushing						Passing							
			att	yds	td	lg	avg/c	avg/g	comp-att-int	yds	td	lg	pct	avg/p	avg/g	eff
2022-23	AR	5	0	0	0	0	0.0	0.0	0-0-0	0	0	0	0.0	0.0	0.0	0.0
2023-24	AR	9	0	0	0	0	0.0	0.0	0-0-0	0	0	0	0.0	0.0	0.0	0.0
2024-25	AR	7	0	0	0	0	0.0	0.0	0-0-0	0	0	0	0.0	0.0	0.0	0.0
2025-26	ND	6	0	0	0	0	0.0	0.0	0-0-0	0	0	0	0.0	0.0	0.0	0.0
TOTAL FOR ND		6	0	0	0	0	0.0	0.0	0-0-0	0	0	0	0.0	0.0	0.0	0.0
TOTAL		27	0	0	0	0	0.0	0.0	0-0-0	0	0	0	0.0	0.0	0.0	0.0

Scoring and Total Offense

			Scoring									Total Offense				
SEASON	TEAM	gp	td	rush	rcv	ret	pat	2pat	fg	total	avg/g	rush	pass	total	avg/g	
2022-23	AR	5	1	0	1	0	0	0	0	6	1.2	0	0	0	0.0	
2023-24	AR	9	2	0	2	0	0	0	0	12	1.3	0	0	0	0.0	
2024-25	AR	7	1	0	1	0	0	0	0	6	0.9	0	0	0	0.0	
2025-26	ND	6	0	0	0	0	0	0	0	0	0.0	0	0	0	0.0	
TOTAL FOR ND		6	0	0	0	0	0	0	0	0	0.0	0	0	0	0.0	
TOTAL		27	4	0	4	0	0	0	0	24	0.9	0	0	0	0.0	

Punting and All Purpose

			Punting				All Purpose						
SEASON	TEAM	gp	no.	yds	lg	avg/g	rush	rcv	pr	kr	lr	total	avg/g
2022-23	AR	5	0	0	0	0.0	0	17	0	0	0	17	3.4
2023-24	AR	9	0	0	0	0.0	0	170	0	0	0	170	18.9
2024-25	AR	7	0	0	0	0.0	0	25	0	0	0	25	3.6
2025-26	ND	6	0	0	0	0.0	0	19	0	0	0	19	3.2
TOTAL FOR ND			6	0	0	0.0	0	19	0	0	0	19	3.2
TOTAL			27	0	0	0.0	0	231	0	0	0	231	8.6

Tackles

SEASON	TEAM	GP	Tackles								Interceptions		Receptions						
			ua	a	total	tfl	pbu	ff	fr	blk	sacks	int	rec	yds	td	lg	rec/g	yds/r	yds/g
2022-23	AR	5	0	0	0	0-0	0	0	0	0	0	0	1	17	1	17	0.2	17.0	3.4
2023-24	AR	9	0	0	0	0-0	0	0	0	0	0	0	11	170	2	34	1.2	15.5	18.9
2024-25	AR	7	0	0	0	0-0	0	0	0	0	0	0	2	25	1	23	0.3	12.5	3.6
2025-26	ND	6	0	0	0	0-0	0	0	0	0	0	0	3	19	0	14	0.5	6.3	3.2
TOTAL FOR ND		6	0	0	0	0-0	0	0	0	0	0	0	3	19	0	14	0.5	6.3	3.2
TOTAL		27	0	0	0	0-0	0	0	0	0	0	0	17	231	4	34	0.6	13.6	8.6

Single Game Highs

Statistic	Value	
Receptions	7	at Ole Miss 10/07/23
Receptions Yards	90	at Ole Miss 10/07/23
Receptions Touchdowns	2	at Ole Miss 10/07/23
Longest Reception	34	at Ole Miss 10/07/23



**#8 KENNY MINCHEY**  
QB • 6-2 • 208 lbs • Sophomore  
Hendersonville, TN • Pope John Paul II

Rushing and Passing

			Rushing						Passing								
SEASON	TEAM	gp	att	yds	td	lg	avg/c	avg/g	comp-att-int	yds	td	lg	pct	avg/p	avg/g	effic	
2023-24	ND	3	0	0	0	0	0.0	0.0	2-2-0	12	0	8	100.0	6.0	4.0	150.4	
2024-25	ND	1	2	12	1	7	6.0	12.0	1-1-0	4	0	4	100.0	4.0	4.0	133.6	
2025-26	ND	3	2	6	0	6	3.0	2.0	8-9-0	95	0	37	88.9	11.9	31.7	177.6	
TOTAL			7	4	18	1	7	4.5	2.6	11-12-0	111	0	37	91.7	10.1	15.9	169.4

Scoring and Total Offense

			Scoring									Total Offense				
SEASON	TEAM	gp	td	rush	rcv	ret	pat	2pat	fg	total	avg/g	rush	pass	total	avg/g	
2023-24	ND	3	0	0	0	0	0	0	0	0	0.0	0	12	12	4.0	
2024-25	ND	1	1	1	0	0	0	0	0	6	6.0	12	4	16	16.0	
2025-26	ND	3	0	0	0	0	0	0	0	0	0.0	6	95	101	33.7	
TOTAL		7	1	1	0	0	0	0	0	6	0.9	18	111	129	18.4	

Punting and All Purpose

			Punting				All Purpose						
SEASON	TEAM	gp	no.	yds	lg	avg/g	rush	rcv	pr	kr	lr	total	avg/g
2023-24	ND	3	0	0	0	0.0	0	0	0	0	0	0	0.0
2024-25	ND	1	0	0	0	0.0	12	0	0	0	0	12	12.0
2025-26	ND	3	0	0	0	0.0	6	0	0	0	0	6	2.0
TOTAL		7	0	0	0	0.0	18	0	0	0	0	18	2.6

Tackles

			Tackles									Interceptions		Receptions					
SEASON	TEAM	GP	ua	a	total	tfl	pbu	ff	fr	blk	sacks	int	rec	yds	td	lg	rec/g	yds/r	yds/g
2023-24	ND	3	0	0	0	0-0	0	0	0	0	0	0	0	0	0	0	0.0	0.0	0.0
2024-25	ND	1	0	0	0	0-0	0	0	0	0	0	0	0	0	0	0	0.0	0.0	0.0
2025-26	ND	3	0	0	0	0-0	0	0	0	0	0	0	0	0	0	0	0.0	0.0	0.0
TOTAL		7	0	0	0	0-0	0	0	0	0	0	0	0	0	0	0	0.0	0.0	0.0

Single Game Highs

Statistic	Value	
Rushing Attempts	2	at Purdue 09/14/24
Rushing Yards Net	12	at Purdue 09/14/24
Rushing Touchdowns	1	at Purdue 09/14/24
Longest Rushing	7	at Purdue 09/14/24
Total Passes	8	vs Purdue 09/20/25
Completed Passes	7	vs Purdue 09/20/25
Passes Yards	58	vs Purdue 09/20/25
Longest Pass	37	at Arkansas 09/27/25



**#8 ADON SHULER**  
S • 6-0 • 205 lbs • Sophomore  
Irvington, NJ • Irvington

Rushing and Passing

			Rushing						Passing							
SEASON	TEAM	gp	att	yds	td	lg	avg/c	avg/g	comp-att-int	yds	td	lg	pct	avg/p	avg/g	effic
2023-24	ND	5	0	0	0	0	0.0	0.0	0-0-0	0	0	0	0.0	0.0	0.0	0.0
2024-25	ND	16	0	0	0	0	0.0	0.0	0-0-0	0	0	0	0.0	0.0	0.0	0.0
2025-26	ND	6	0	0	0	0	0.0	0.0	0-0-0	0	0	0	0.0	0.0	0.0	0.0
TOTAL		27	0	0	0	0	0.0	0.0	0-0-0	0	0	0	0.0	0.0	0.0	0.0

Scoring and Total Offense

			Scoring									Total Offense			
SEASON	TEAM	gp	td	rush	rcv	ret	pat	2pat	fg	total	avg/g	rush	pass	total	avg/g
2023-24	ND	5	0	0	0	0	0	0	0	0	0.0	0	0	0	0.0
2024-25	ND	16	1	0	0	1	0	0	0	6	0.4	0	0	0	0.0
2025-26	ND	6	0	0	0	0	0	0	0	0	0.0	0	0	0	0.0
TOTAL		27	1	0	0	1	0	0	0	6	0.2	0	0	0	0.0

Punting and All Purpose

			Punting				All Purpose							
SEASON	TEAM	gp	no.	yds	lg	avg/g	rush	rcv	pr	kr	lr	total	avg/g	
2023-24	ND	5	0	0	0	0.0	0	0	0	0	0	0	0.0	
2024-25	ND	16	0	0	0	0.0	0	0	0	0	0	94	5.9	
2025-26	ND	6	0	0	0	0.0	0	0	0	0	0	44	7.3	
TOTAL		27	0	0	0	0.0	0	0	0	0	138	138	5.1	

Tackles

			Tackles									Interceptions		Receptions					
SEASON	TEAM	GP	ua	a	total	tfl	pbu	ff	fr	blk	sacks	int	rec	yds	td	lg	rec/g	yds/r	yds/g
2023-24	ND	5	4	2	6	0-0	0	0	0	0	0	0	0	0	0	0	0.0	0.0	0.0
2024-25	ND	16	36	23	59	3-6	5	1	1	1	0	3	0	0	0	0	0.0	0.0	0.0
2025-26	ND	6	15	14	29	0-0	2	1	0	0	0	1	0	0	0	0	0.0	0.0	0.0
TOTAL		27	55	39	94	3-6	7	2	1	1	0	4	0	0	0	0	0.0	0.0	0.0

Single Game Highs

Statistic	Value	
Total Tackles	9	at Arkansas 09/27/25
Total Tackles For Loss	1	vs Louisville 09/28/24, vs Stanford 10/12/24, vs Ohio St. 01/20/25
Total Interceptions	1	4 times



#9 ELI RARIDON

TE • 6-7 • 252 lbs • Senior

Des Moines, IA • Valley

Rushing and Passing

SEASON	TEAM	gp	Rushing						Passing									
			att	yds	td	lg	avg/c	avg/g	comp-att-int	yds	td	lg	pct	avg/p	avg/g	effic		
2022-23	ND	5	0	0	0	0	0.0	0.0	0-0-0	0	0	0	0.0	0.0	0.0	0.0		
2023-24	ND	7	0	0	0	0	0.0	0.0	0-0-0	0	0	0	0.0	0.0	0.0	0.0		
2024-25	ND	16	0	0	0	0	0.0	0.0	0-0-0	0	0	0	0.0	0.0	0.0	0.0		
2025-26	ND	6	0	0	0	0	0.0	0.0	0-0-0	0	0	0	0.0	0.0	0.0	0.0		
TOTAL		34	0	0	0	0	0.0	0.0	0-0-0	0	0	0	0.0	0.0	0.0	0.0		

Scoring and Total Offense

SEASON	TEAM	gp	Scoring								Total Offense					
			td	rush	rcv	ret	pat	2pat	fg	total	avg/g	rush	pass	total	avg/g	
2022-23	ND	5	0	0	0	0	0	0	0	0	0.0	0	0	0	0.0	
2023-24	ND	7	1	0	1	0	0	0	0	6	0.9	0	0	0	0.0	
2024-25	ND	16	2	0	2	0	0	0	0	12	0.8	0	0	0	0.0	
2025-26	ND	6	0	0	0	0	0	0	0	0	0.0	0	0	0	0.0	
TOTAL		34	3	0	3	0	0	0	0	18	0.5	0	0	0	0.0	

Punting and All Purpose

SEASON	TEAM	gp	Punting				All Purpose							
			no.	yds	lg	avg/g	rush	rcv	pr	kr	lr	total	avg/g	
2022-23	ND	5	0	0	0	0.0	0	0	0	0	0	0	0.0	
2023-24	ND	7	0	0	0	0.0	0	51	0	0	0	51	7.3	
2024-25	ND	16	0	0	0	0.0	0	90	0	0	0	90	5.6	
2025-26	ND	6	0	0	0	0.0	0	342	0	0	0	342	57.0	
TOTAL		34	0	0	0	0.0	0	483	0	0	0	483	14.2	

Tackles

SEASON	TEAM	GP	Tackles							Interceptions		Receptions				
			ua	a	total	tfl	pbu	ff	fr	blk	sacks	int	rec	yds	td	lg
2022-23	ND	5	0	0	0	0-0	0	0	0	0	0	0	0	0	0	0.0
2023-24	ND	7	0	0	0	0-0	0	0	0	0	0	0	5	51	1	19
2024-25	ND	16	0	0	0	0-0	0	0	0	0	0	0	11	90	2	14
2025-26	ND	6	0	0	0	0-0	0	0	0	0	0	0	20	342	0	65
TOTAL		34	0	0	0	0-0	0	0	0	0	0	0	36	483	3	65

Single Game Highs

Statistic	Value	
Receptions	7	vs NC State 10/11/25
Receptions Yards	109	vs NC State 10/11/25
Receptions Touchdowns	1	vs Wake Forest 11/18/23, at Southern California 11/30/24, vs Stanford 10/12/24
Longest Reception	65	at Miami (FL) 08/31/25



#10 TYLER BUCHNER

QB • 6-1 • 206 lbs • Senior

San Diego, CA • The Bishop's School

Rushing and Passing

SEASON	TEAM	gp	Rushing						Passing									
			att	yds	td	lg	avg/c	avg/g	comp-att-int	yds	td	lg	pct	avg/p	avg/g	effic		
2021-22	ND	10	46	336	3	68	7.3	33.6	21-25-3	298	3	55	60.0	14.2	29.8	142.7		
2022-23	ND	3	36	123	4	21	3.4	41.0	46-83-5	651	3	75	55.4	14.2	217.0	121.2		
2023-24	UA	2	3	20	1	9	6.7	10.0	8-19-0	61	0	20	42.1	7.6	30.5	69.1		
2024-25	ND	2	1	4	0	4	4.0	2.0	1-1-0	23	0	23	100.0	23.0	11.5	293.2		
2025-26	ND	6	1	3	0	3	3.0	0.5	0-0-0	0	0	0	0.0	0.0	0.0	0.0		
TOTAL FOR ND		21	84	466	7	68	5.5	22.2	68-119-8	972	6	75	57.1	14.3	46.3	128.9		
TOTAL		23	87	486	8	68	5.6	21.1	76-138-8	1033	6	75	55.1	13.6	44.9	120.7		

Scoring and Total Offense

SEASON	TEAM	gp	Scoring								Total Offense					
			td	rush	rcv	ret	pat	2pat	fg	total	avg/g	rush	pass	total	avg/g	
2021-22	ND	10	3	3	0	0	0	0	0	18	1.8	336	298	634	63.4	
2022-23	ND	3	4	4	0	0	0	1	0	26	8.7	123	651	774	258.0	
2023-24	UA	2	1	1	0	0	0	0	0	6	3.0	20	61	81	40.5	
2024-25	ND	2	0	0	0	0	0	0	0	0	0.0	4	23	27	13.5	
2025-26	ND	6	0	0	0	0	0	0	0	0	0.0	3	0	3	0.5	
TOTAL FOR ND		21	7	7	0	0	0	1	0	44	2.1	466	972	1438	68.5	
TOTAL		23	8	8	0	0	0	1	0	50	2.2	486	1033	1519	66.0	

Punting and All Purpose

SEASON	TEAM	gp	Punting				All Purpose							
			no.	yds	lg	avg/g	rush	rcv	pr	kr	lr	total	avg/g	
2021-22	ND	10	0	0	0	0.0	336	0	0	0	0	336	33.6	
2022-23	ND	3	0	0	0	0.0	123	0	0	0	0	123	41.0	
2023-24	UA	2	0	0	0	0.0	20	0	0	0	0	20	10.0	
2024-25	ND	2	0	0	0	0.0	4	0	0	0	0	4	2.0	
2025-26	ND	6	0	0	0	0.0	3	0	0	0	0	3	0.5	
TOTAL FOR ND		21	0	0	0	0.0	466	0	0	0	0	466	22.2	
TOTAL		23	0	0	0	0.0	486	0	0	0	0	486	21.1	

Tackles

SEASON	TEAM	GP	Tackles							Interceptions		Receptions				
			ua	a	total	tfl	pbu	ff	fr	blk	sacks	int	rec	yds	td	lg
2021-22	ND	10	0	0	0	0-0	0	0	0	0	0	0	0	0	0	0.0
2022-23	ND	3	0	0	0	0-0	0	0	0	0	0	0	0	0	0	0.0
2023-24	UA	2	0	0	0	0-0	0	0	0	0	0	0	0	0	0	0.0
2024-25	ND	2	0	0	0	0-0	0	0	0	0	0	0	0	0	0	0.0
2025-26	ND	6	0	0	0	0-0	0	0	0	0	0	0	0	0	0	0.0
TOTAL FOR ND		21	0	0	0	0-0	0	0	0	0	0	0	0	0	0	0.0
TOTAL		23	0	0	0	0-0	0	0	0	0	0	0	0	0	0	0.0

Single Game Highs

Statistic	Value	
Rushing Attempts	13	vs Marshall 09/10/22
Rushing Yards Net	68	vs Toledo 09/11/21
Rushing Touchdowns	2	vs Marshall 09/10/22, vs South Carolina 12/30/22
Longest Rushing	68	vs Georgia Tech 11/20/21
Total Passes	33	vs South Carolina 12/30/22
Completed Passes	18	vs Marshall 09/10/22, vs South Carolina 12/30/22
Passes Yards	273	vs South Carolina 12/30/22
Touchdowns from passes	3	vs South Carolina 12/30/22
Longest Pass	75	vs South Carolina 12/30/22





#10 LOGHAN THOMAS  
DL • 6-4 • 220 lbs • Sophomore  
Katy, TX • St. Edward (Ohio)

Rushing and Passing

			Rushing						Passing							
SEASON	TEAM	gp	att	yds	td	lg	avg/c	avg/g	comp-att-int	yds	td	lg	pct	avg/p	avg/g	eff
2024-25	ND	15	0	0	0	0	0.0	0.0	0-0-0	0	0	0	0.0	0.0	0.0	0.0
2025-26	ND	6	0	0	0	0	0.0	0.0	0-0-0	0	0	0	0.0	0.0	0.0	0.0
TOTAL		21	0	0	0	0	0.0	0.0	0-0-0	0	0	0	0.0	0.0	0.0	0.0

Scoring and Total Offense

SEASON	TEAM	gp	Scoring						Total Offense						avg/g
			td	rush	rcv	ret	pat	2pat	fg	total	avg/g	rush	pass	total	
2024-25	ND	15	0	0	0	0	0	0	0	0	0.0	0	0	0	0.0
2025-26	ND	6	0	0	0	0	0	0	0	0	0.0	0	0	0	0.0
TOTAL		21	0	0	0	0	0	0	0	0	0.0	0	0	0	0.0

Punting and All Purpose

SEASON	TEAM	gp	Punting				All Purpose						avg/g
			no.	yds	lg	avg/g	rush	rcv	pr	kr	lr	total	
2024-25	ND	15	0	0	0	0.0	0	0	0	0	0	0	0.0
2025-26	ND	6	0	0	0	0.0	0	0	17	0	0	17	2.8
TOTAL		21	0	0	0	0.0	0	0	17	0	0	17	0.8

Tackles

			Tackles								Interceptions		Receptions						
SEASON	TEAM	GP	ua	a	total	tfl	pbu	ff	fr	blk	sacks	int	rec	yds	td	lg	rec/g	yds/r	yds/g
2024-25	ND	15	4	3	7	1.5	4	0	0	0	1.5	0	0	0	0	0	0.0	0.0	0.0
2025-26	ND	6	0	2	2	0.0	0	0	0	1	0	0	0	0	0	0	0.0	0.0	0.0
TOTAL		21	4	5	9	1.5	4	0	0	1	1.5	0	0	0	0	0	0.0	0.0	0.0

Single Game Highs

Statistic	Value	
Longest Punt Return	17	vs Texas A&M 09/13/25
Total Tackles	2	vs Indiana 12/20/24
Total Sacks	1	vs Indiana 12/20/24
Total Tackles For Loss	1	vs Indiana 12/20/24



#11 JaDON BLAIR  
S • 6-5 • 205 lbs • Freshman  
Winston-Salem, NC • Mount Tabor

PREP AND PERSONAL

- A four-star Safety by On3, 247Sports, ESPN and Rivals
- A four-star Safety by On3, 247Sports, ESPN and Rivals
- The third ranked recruit in the state of North Carolina, third overall Safety and 55th overall recruit by On3
- The fifth ranked recruit in the state, 12th overall Safety and 154th overall recruit by 247Sports
- Sixth ranked recruit in North Carolina, 16th overall Safety and 219th recruit by ESPN
- The seventh ranked recruit in the state, 26th ranked Safety overall, and 248th ranked recruit by Rivals



#11 KK SMITH  
WR • 6-0 • 176 lbs • Sophomore  
Frisco, TX • Reedy

Rushing and Passing

SEASON	TEAM	gp	Rushing						Passing							
			att	yds	td	lg	avg/c	avg/g	comp-att-int	yds	td	lg	pct	avg/p	avg/g	effic
2023-24	ND	1	0	0	0	0	0.0	0.0	0-0-0	0	0	0	0.0	0.0	0.0	0.0
2024-25	ND	6	0	0	0	0	0.0	0.0	0-0-0	0	0	0	0.0	0.0	0.0	0.0
2025-26	ND	5	0	0	0	0	0.0	0.0	0-0-0	0	0	0	0.0	0.0	0.0	0.0
TOTAL		12	0	0	0	0	0.0	0.0	0-0-0	0	0	0	0.0	0.0	0.0	0.0

Scoring and Total Offense

SEASON	TEAM	gp	Scoring						Total Offense						avg/g
			td	rush	rcv	ret	pat	2pat	fg	total	avg/g	rush	pass	total	
2023-24	ND	1	0	0	0	0	0	0	0	0	0.0	0	0	0	0.0
2024-25	ND	6	0	0	0	0	0	0	0	0	0.0	0	0	0	0.0
2025-26	ND	5	1	0	1	0	0	0	0	6	1.2	0	0	0	0.0
TOTAL		12	1	0	1	0	0	0	0	6	0.5	0	0	0	0.0

Punting and All Purpose

SEASON	TEAM	gp	Punting				All Purpose						avg/g
			no.	yds	lg	avg/g	rush	rcv	pr	kr	lr	total	
2023-24	ND	1	0	0	0	0.0	0	0	0	0	0	0	0.0
2024-25	ND	6	0	0	0	0.0	0	38	0	0	0	38	6.3
2025-26	ND	5	0	0	0	0.0	0	77	0	0	0	77	15.4
TOTAL		12	0	0	0	0.0	0	115	0	0	0	115	9.6

Tackles

			Tackles								Interceptions		Receptions						
SEASON	TEAM	GP	ua	a	total	tfl	pbu	ff	fr	blk	sacks	int	rec	yds	td	lg	rec/g	yds/r	yds/g
2023-24	ND	1	0	0	0	0	0	0	0	0	0	0	0	0	0	0	0.0	0.0	0.0
2024-25	ND	6	0	0	0	0	0	0	0	0	0	0	3	38	0	25	0.5	12.7	6.3
2025-26	ND	5	0	0	0	0	0	0	0	0	0	0	5	77	1	31	1.0	15.4	15.4
TOTAL			12	0	0	0	0	0	0	0	0	0	8	115	1	31	0.7	14.4	9.6

Single Game Highs

Statistic	Value	
Receptions	3	vs NC State 10/11/25
Receptions Yards	59	vs NC State 10/11/25
Receptions Touchdowns	1	vs NC State 10/11/25
Longest Reception	31	vs NC State 10/11/25



#12 JORDAN BOTELHO  
DL • 6-3 • 260 lbs • Senior  
Honolulu, HI • Saint Louis

Rushing and Passing

SEASON	TEAM	gp	Rushing						Passing						effic	
			att	yds	td	lg	avg/c	avg/g	comp-att-int	yds	td	lg	pct	avg/p		avg/g
2020-21	ND	10	0	0	0	0	0.0	0.0	0-0-0	0	0	0	lg	0.0	0.0	0.0
2021-22	ND	11	0	0	0	0	0.0	0.0	0-0-0	0	0	0	0.0	0.0	0.0	0.0
2022-23	ND	13	0	0	0	0	0.0	0.0	0-0-0	0	0	0	0.0	0.0	0.0	0.0
2023-24	ND	13	0	0	0	0	0.0	0.0	0-0-0	0	0	0	0.0	0.0	0.0	0.0
2024-25	ND	3	0	0	0	0	0.0	0.0	0-0-0	0	0	0	0.0	0.0	0.0	0.0
2025-26	ND	6	0	0	0	0	0.0	0.0	0-0-0	0	0	0	0.0	0.0	0.0	0.0
TOTAL		56	0	0	0	0	0.0	0.0	0-0-0	0	0	0	0.0	0.0	0.0	0.0

Scoring and Total Offense

SEASON	TEAM	gp	Scoring						Total Offense						avg/g
			td	rush	rcv	ret	pat	2pat	fg	total	avg/g	rush	pass	total	
2020-21	ND	10	1	0	0	1	0	0	0	6	0.6	0	0	0	0.0
2021-22	ND	11	0	0	0	0	0	0	0	0	0.0	0	0	0	0.0
2022-23	ND	13	0	0	0	0	0	0	0	0	0.0	0	0	0	0.0
2023-24	ND	13	0	0	0	0	0	0	0	0	0.0	0	0	0	0.0
2024-25	ND	3	0	0	0	0	0	0	0	0	0.0	0	0	0	0.0
2025-26	ND	6	0	0	0	0	0	0	0	0	0.0	0	0	0	0.0
TOTAL		56	1	0	0	1	0	0	0	6	0.1	0	0	0	0.0

Punting and All Purpose

SEASON	TEAM	gp	Punting				All Purpose						avg/g
			no.	yds	lg	avg/g	rush	rcv	pr	kr	lr	total	
2020-21	ND	10	0	0	0	0.0	0	0	0	1	0	0	0.1
2021-22	ND	11	0	0	0	0.0	0	0	0	0	0	0	0.0
2022-23	ND	13	0	0	0	0.0	0	0	0	0	0	0	0.0
2023-24	ND	13	0	0	0	0.0	0	0	0	0	0	0	0.0
2024-25	ND	3	0	0	0	0.0	0	0	0	0	0	0	0.0
2025-26	ND	6	0	0	0	0.0	0	0	0	0	0	0	0.0
TOTAL		56	0	0	0	0.0	0	0	1	0	0	1	0.0

Tackles

SEASON	TEAM	GP	Tackles									Interceptions		Receptions				
			ua	a	total	tfl	pbu	ff	fr	blk	sacks	int	rec	yds	td	lg	rec/g	yds/r
2020-21	ND	10	2	2	4	0-0	0	0	0	0	0	0	0	0	0	0.0	0.0	0.0
2021-22	ND	11	11	7	18	3-11	0	0	0	0	0	2	0	0	0	0.0	0.0	0.0
2022-23	ND	13	9	2	11	6-5-24	0	0	0	1	4.5	0	0	0	0	0.0	0.0	0.0
2023-24	ND	13	18	14	32	4-5-25	0	0	0	0	4	0	0	0	0	0.0	0.0	0.0
2024-25	ND	3	5	7	12	1-13	0	0	0	0	1	0	0	0	0	0.0	0.0	0.0
2025-26	ND	6	6	5	11	1-4	0	0	0	0	1	0	0	0	0	0.0	0.0	0.0
TOTAL		56	51	37	88	16-77	0	0	0	1	12.5	0	0	0	0	0.0	0.0	0.0

Single Game Highs

Statistic	Value	
Longest Punt Return	1	vs South Fla. 09/19/20
Total Tackles	6	at Texas A&M 08/31/24
Total Sacks	2	at Syracuse 10/29/22, vs South Carolina 12/30/22
Total Tackles For Loss	2	at Syracuse 10/29/22, vs South Carolina 12/30/22



#12 BLAKE HEBERT  
QB • 6-3 • 225 lbs • Freshman  
Boxford, MA • Brunswick School (CT)

PREP AND PERSONAL

- A four-star QB by ESPN, Rivals, and On3
- A three-star QB by 247Sports
- The second-ranked recruit in the state and 37th overall QB by On3
- The second-ranked recruit in the state and 20th overall QB by 247Sports
- The seventh-ranked dual threat QB by ESPN 300
- Top-ranked overall QB in the state
- Seventh-ranked overall QB and 270th recruit by ESPN
- Third-ranked recruit in the state and 17th ranked QB overall by Rivals
- Finished senior season with 2,107 yards and 26 touchdowns
- Completed 111 of 185 pass attempts (58.3%) for 1,748 yards with 24 touchdowns and one INT as a sophomore in 2022; also ran for 297 yards and 4 touchdowns
- 2024 First Team All-NEPSAC
- 2024 Offensive Player of the Year
- First Team All-League
- Team made Massachusetts Division 1 semifinals in 2020



#13 CJ CARR  
QB • 6-3 • 210 lbs • Freshman  
Saline, MI • Saline

Rushing and Passing

			Rushing						Passing							
SEASON	TEAM	gp	att	yds	td	lg	avg/c	avg/g	comp-att-int	yds	td	lg	pct	avg/p	avg/g	effic
2024-25	ND	1	0	0	0	0	0.0	0.0	0-0-0	0	0	0	0.0	0.0	0.0	0.0
2025-26	ND	6	24	16	1	28	0.7	2.7	105-158-3	1622	13	66	66.5	15.4	270.3	176.0
TOTAL		7	24	16	1	28	0.7	2.3	105-158-3	1622	13	66	66.5	15.4	231.7	176.0

Scoring and Total Offense

SEASON	TEAM	gp	Scoring								Total Offense				
			td:	rush:	rcv:	ret:	pat:	2pat:	fg:	total:	avg/g:	rush:	pass:	total:	avg/g:
2024-25	ND	1	0	0	0	0	0	0	0	0	0.0	0	0	0	0.0
2025-26	ND	6	1	1	0	0	0	1	0	6	1.0	16	1622	1638	273.0
TOTAL		7	1	1	0	0	0	1	0	6	0.9	16	1622	1638	234.0

Punting and All Purpose

SEASON	TEAM	gp	Punting				All Purpose							
			no.	yds:	lg:	avg/g:	rush:	rcv:	pr:	kr:	lr:	total:	avg/g:	
2024-25	ND	1	0	0	0	0.0	0	0	0	0	0	0	0.0	
2025-26	ND	6	0	0	0	0.0	16	0	0	0	0	16	2.7	
TOTAL		7	0	0	0	0.0	16	0	0	0	0	16	2.3	

Tackles

SEASON	TEAM	GP	Tackles								Interceptions		Receptions			
			ua:	a:	total:	tfl:	pbu:	ff:	fr:	blk:	sacks:	int:	rec:	yds:	td:	lg:
2024-25	ND	1	0	0	0	0-0	0	0	0	0	0	0	0	0	0	0.0
2025-26	ND	6	0	0	0	0-0	0	0	0	0	0	0	0	0	0	0.0
TOTAL		7	0	0	0	0-0	0	0	0	0	0	0	0	0	0	0.0

Single Game Highs

Statistic	Value	
Rushing Attempts	11	at Miami (FL) 08/31/25
Rushing Yards Net	25	vs Boise St. 10/04/25
Rushing Touchdowns	1	at Miami (FL) 08/31/25
Longest Rushing	28	vs Boise St. 10/04/25
Total Passes	32	vs Texas A&M 09/13/25
Completed Passes	22	at Arkansas 09/27/25
Passes Yards	354	at Arkansas 09/27/25
Touchdowns from passes	4	at Arkansas 09/27/25
Longest Pass	66	vs Purdue 09/20/25



#13 BEN MINICH  
S • 6-0 • 197 lbs • Sophomore  
West Chester, OH • Lakota West

Rushing and Passing

			Rushing						Passing							
SEASON	TEAM	gp	att	yds	td	lg	avg/c	avg/g	comp-att-int	yds	td	lg	pct	avg/p	avg/g	eff
2023-24	ND	3	0	0	0	0	0.0	0.0	0-0-0	0	0	0	0.0	0.0	0.0	0.0
2024-25	ND	14	0	0	0	0	0.0	0.0	0-0-0	0	0	0	0.0	0.0	0.0	0.0
2025-26	ND	6	0	0	0	0	0.0	0.0	0-0-0	0	0	0	0.0	0.0	0.0	0.0
TOTAL		23	0	0	0	0	0.0	0.0	0-0-0	0	0	0	0.0	0.0	0.0	0.0

Scoring and Total Offense

SEASON	TEAM	gp	Scoring								Total Offense				
			td:	rush:	rcv:	ret:	pat:	2pat:	fg:	total:	avg/g:	rush:	pass:	total:	avg/g:
2023-24	ND	3	0	0	0	0	0	0	0	0	0.0	0	0	0	0.0
2024-25	ND	14	0	0	0	0	0	0	0	0	0.0	0	0	0	0.0
2025-26	ND	6	0	0	0	0	0	0	0	0	0.0	0	0	0	0.0
TOTAL		23	0	0	0	0	0	0	0	0	0.0	0	0	0	0.0

Punting and All Purpose

SEASON	TEAM	gp	Punting				All Purpose							
			no.	yds:	lg:	avg/g:	rush:	rcv:	pr:	kr:	lr:	total:	avg/g:	
2023-24	ND	3	0	0	0	0.0	0	0	0	0	0	0	0.0	
2024-25	ND	14	0	0	0	0.0	0	0	0	0	0	0	0.0	
2025-26	ND	6	0	0	0	0.0	0	0	0	0	0	0	0.0	
TOTAL		23	0	0	0	0.0	0	0	0	0	0	0	0.0	

Tackles

SEASON	TEAM	GP	Tackles								Interceptions		Receptions			
			ua:	a:	total:	tfl:	pbu:	ff:	fr:	blk:	sacks:	int:	rec:	yds:	td:	lg:
2023-24	ND	3	0	1	1	0-0	0	0	0	0	0	0	0	0	0	0.0
2024-25	ND	14	5	3	8	0.5-2	1	0	0	0	0.5	0	0	0	0	0.0
2025-26	ND	6	0	0	0	0-0	0	0	0	0	0	0	0	0	0	0.0
TOTAL		23	5	4	9	0.5-2	1	0	0	0	0.5	0	0	0	0	0.0

Single Game Highs

Statistic	Value	
Total Tackles	3	vs Stanford 10/12/24
Total Sacks	0.5	vs Stanford 10/12/24
Total Tackles For Loss	0.5	vs Stanford 10/12/24



#14 MICAH GILBERT  
WR • 6-2 • 204 lbs • Freshman  
Charlotte, NC • Charlotte Christian

Rushing and Passing

			Rushing						Passing							
SEASON	TEAM	gp	att	yds	td	lg	avg/c	avg/g	comp-att-int	yds	td	lg	pct	avg/p	avg/g	effic
2024-25	ND	3	0	0	0	0	0.0	0.0	0-0-0	0	0	0	0.0	0.0	0.0	0.0
2025-26	ND	6	0	0	0	0	0.0	0.0	0-0-0	0	0	0	0.0	0.0	0.0	0.0
TOTAL		9	0	0	0	0	0.0	0.0	0-0-0	0	0	0	0.0	0.0	0.0	0.0

Scoring and Total Offense

SEASON	TEAM	gp	Scoring								Total Offense				
			td:	rush:	rcv:	ret:	pat:	2pat:	fg:	total:	avg/g:	rush:	pass:	total:	avg/g:
2024-25	ND	3	0	0	0	0	0	0	0	0	0.0	0	0	0	0.0
2025-26	ND	6	6	1	0	1	0	0	0	6	1.0	0	0	0	0.0
TOTAL		9	1	0	1	0	0	0	0	6	0.7	0	0	0	0.0

Punting and All Purpose

SEASON	TEAM	gp	Punting				All Purpose							
			no.	yds:	lg:	avg/g:	rush:	rcv:	pr:	kr:	lr:	total:	avg/g:	
2024-25	ND	3	0	0	0	0.0	0	0	0	0	0	0	0.0	
2025-26	ND	6	0	0	0	0.0	0	54	0	0	0	54	9.0	
TOTAL		9	0	0	0	0.0	0	54	0	0	0	54	6.0	

Tackles

SEASON	TEAM	GP	Tackles								Interceptions		Receptions			
			ua:	a:	total:	tfl:	pbu:	ff:	fr:	blk:	sacks:	int:	rec:	yds:	td:	lg:
2024-25	ND	3	0	0	0	0-0	0	0	0	0	0	0	0	0	0	0.0
2025-26	ND	6	0	0	0	0-0	0	0	0	0	0	0	4	54	1	26
TOTAL		9	0	0	0	0-0	0	0	0	0	0	0	4	54	1	26

Single Game Highs

Statistic	Value	
Receptions	2	vs Purdue 09/20/25, at Miami (FL) 08/31/25
Receptions Yards	37	vs Purdue 09/20/25
Receptions Touchdowns	1	at Miami (FL) 08/31/25
Longest Reception	26	vs Purdue 09/20/25



#14 DALLAS GOLDEN  
CB • 6-0 • 187 lbs • Freshman  
Tampa, FL • Berkeley Prep

Rushing and Passing

			Rushing						Passing							
SEASON	TEAM	gp	att	yds	td	lg	avg/c	avg/g	comp-att-int	yds	td	lg	pct	avg/p	avg/g	effic
2025-26	ND	4	0	0	0	0	0.0	0.0	0-0-0	0	0	0	0.0	0.0	0.0	0.0
TOTAL		4	0	0	0	0	0.0	0.0	0-0-0	0	0	0	0.0	0.0	0.0	0.0

Scoring and Total Offense

Scoring											Total Offense				
SEASON	TEAM	gp	td	rush	rcv	ret	pat	2pat	fg	total	avg/g	rush	pass	total	avg/g
2025-26	ND	4	0	0	0	0	0	0	0	0	0.0	0	0	0	0.0
TOTAL		4	0	0	0	0	0	0	0	0	0.0	0	0	0	0.0

Punting and All Purpose

			Punting				All Purpose						
SEASON	TEAM	gp	no.	yds	lg	avg/g	rush	rcv	pr	kr	lr	total	avg/g
2025-26	ND	4	0	0	0	0.0	0	0	0	0	0	0	0.0
TOTAL		4	0	0	0	0.0	0	0	0	0	0	0	0.0

Tackles

Tackles												Interceptions		Receptions					
SEASON	TEAM	GP	ua	a	total	tfl	pbu	ff	fr	blk	sacks	int	rec	yds	td	lg	rec/g	yds/r	yds/g
2025-26	ND	4	8	8	16	0.5-0	1	0	0	0	0	1	0	0	0	0	0.0	0.0	0.0
TOTAL		4	8	8	16	0.5-0	1	0	0	0	0	1	0	0	0	0	0.0	0.0	0.0

Single Game Highs

Statistic	Value	
Total Tackles	6	vs Boise St. 10/04/25
Total Tackles For Loss	0.5	vs Purdue 09/20/25
Total Interceptions	1	vs Purdue 09/20/25



#15 JEROME BETTIS JR.  
WR • 6-1 • 207 lbs • Freshman  
Atlanta, GA • Woodward Academy

PREP AND PERSONAL

- A three-star WR by On3, Rivals, ESPN, 247Sports
- The 109th ranked recruit in the state of Georgia and 178th overall WR by On3
- The 86th ranked recruit in the state and 114th overall WR by 247Sports
- The 82nd ranked recruit in Georgia and 113rd overall WR by ESPN
- The 90th ranked recruit in the state by Rivals
- Member of varsity track team
- Two-way player – caught 36 passes for 630 yards and eight touchdowns while collecting 47 tackles, two forced fumbles, and three interceptions with a pick-six on defense in the 2024 season
- Pulled in 30 passes for 369 yards and four touchdowns while collecting 34 tackles and two interceptions on defense in the 2023 season



#15 LEONARD MOORE  
CB • 6-2 • 195 lbs • Sophomore  
Round Rock, TX • Round Rock

Rushing and Passing

			Rushing						Passing							
SEASON	TEAM	gp	att	yds	td	lg	avg/c	avg/g	comp-att-int	yds	td	lg	pct	avg/p	avg/g	effc
2024-25	ND	16	0	0	0	0	0.0	0.0	0-0-0	0	0	0	0.0	0.0	0.0	0.0
2025-26	ND	4	0	0	0	0	0.0	0.0	0-0-0	0	0	0	0.0	0.0	0.0	0.0
TOTAL		20	0	0	0	0	0.0	0.0	0-0-0	0	0	0	0.0	0.0	0.0	0.0

Scoring and Total Offense

			Scoring									Total Offense				
SEASON	TEAM	gp	td	rush	rcv	ret	pat	2pat	fg	total	avg/g	rush	pass	total	avg/g	
2024-25	ND	16	0	0	0	0	0	0	0	0	0.0	0	0	0	0.0	
2025-26	ND	4	0	0	0	0	0	0	0	0	0.0	0	0	0	0.0	
TOTAL		20	0	0	0	0	0	0	0	0	0.0	0	0	0	0.0	

Punting and All Purpose

			Punting				All Purpose						
SEASON	TEAM	gp	no.	yds	lg	avg/g	rush	rcv	pr	kr	lr	total	avg/g
2024-25	ND	16	0	0	0	0.0	0	0	0	0	6	6	0.4
2025-26	ND	4	0	0	0	0.0	0	0	0	0	4	4	1.0
TOTAL		20	0	0	0	0.0	0	0	0	0	10	10	0.5

Tackles

			Tackles									Interceptions		Receptions					
SEASON	TEAM	GP	ua	a	total	tfl	pbu	ff	fr	blk	sacks	int	rec	yds	td	lg	rec/g	yds/r	yds/g
2024-25	ND	16	34	14	48	2-17	11	2	0	0	0	2	0	0	0	0.0	0.0	0.0	0.0
2025-26	ND	4	10	2	12	0-0	2	1	0	0	0	3	0	0	0	0.0	0.0	0.0	0.0
TOTAL		20	44	16	60	2-17	13	3	0	0	0	5	0	0	0	0.0	0.0	0.0	0.0

Single Game Highs

Statistic	Value	
Total Tackles	7	vs Louisville 09/28/24, vs Georgia Tech 10/19/24
Total Tackles For Loss	1	vs Georgia Tech 10/19/24, vs Georgia 01/02/25
Total Interceptions	2	vs Boise St. 10/04/25



#16 JAMES RENDELL  
P • 6-6 • 225 lbs • Senior  
Melbourne, Victoria, Australia • Parkdale Secondary/RMIT

Rushing and Passing

			Rushing						Passing							
SEASON	TEAM	gp	att	yds	td	lg	avg/c	avg/g	comp-att-int	yds	td	lg	pct	avg/p	avg/g	effc
2024-25	ND	15	0	0	0	0	0.0	0.0	0-0-0	0	0	0	0.0	0.0	0.0	0.0
2025-26	ND	5	0	0	0	0	0.0	0.0	0-0-0	0	0	0	0.0	0.0	0.0	0.0
TOTAL		20	0	0	0	0	0.0	0.0	0-0-0	0	0	0	0.0	0.0	0.0	0.0

Scoring and Total Offense

			Scoring									Total Offense			
SEASON	TEAM	gp	td	rush	rcv	ret	pat	2pat	fg	total	avg/g	rush	pass	total	avg/g
2024-25	ND	15	0	0	0	0	0	0	0	0	0.0	0	0	0	0.0
2025-26	ND	5	0	0	0	0	0	0	0	0	0.0	0	0	0	0.0
TOTAL		20	0	0	0	0	0	0	0	0	0.0	0	0	0	0.0

Punting and All Purpose

			Punting				All Purpose						
SEASON	TEAM	gp	no.	yds	lg	avg/g	rush	rcv	pr	kr	lr	total	avg/g
2024-25	ND	15	50	2091	64	41.8	0	0	0	0	0	0	0.0
2025-26	ND	5	12	537	55	44.8	0	0	0	0	0	0	0.0
TOTAL		20	62	2628	64	42.4	0	0	0	0	0	0	0.0

Tackles

			Tackles								Interceptions	Receptions								
SEASON	TEAM	GP	ua	a	total	tfl	pbu	ff	fr	blk	sacks		int	rec	yds	td	lg	rec/g	yds/r	yds/g
2024-25	ND	15	0	0	0	0-0	0	0	0	0	0		0	0	0	0	0.0	0.0	0.0	0.0
2025-26	ND	5	0	0	0	0-0	0	0	0	0	0		0	0	0	0	0.0	0.0	0.0	0.0
TOTAL		20	0	0	0	0-0	0	0	0	0	0		0	0	0	0	0.0	0.0	0.0	0.0

Single Game Highs

Statistic	Value	
Punts	5	4 times
Punts Average	51	at Southern California 11/30/24
Longest Punt	64	vs Virginia 11/16/24
Punts Inside 20 Yards	4	vs Virginia 11/16/24, vs Penn St. 01/09/25



#16 ANTHONY REZAC  
QB • 6-3 • 201 lbs • Sophomore  
Omaha, NE • Westside

PREP AND PERSONAL

- 2024 Nebraska Gatorade Player of the Year
- 2023 MaxPreps Nebraska Player of the Year
- 2023 Honorary Co-Captain of both the Omaha World-Herald All-State Team and the Lincoln Journal-Star Super State Team
- A three-star recruit by 247 Sports
- No. 9 player from Nebraska by Prep RedZone
- No. 142 QB nationally and No. 19 player from Nebraska by 247Sports.com
- Led his team to a 13-0 record and a state championship as a senior; completed 160 passes for 2,316 yards and 30 touchdowns; rushed for 905 yards and 15 touchdowns
- Nominee for 2024 Male Amateur Athlete of the Year at the Omaha Sports Commission Awards



#17 ELIJAH BURRESS  
WR • 6-0 • 185 lbs • Freshman  
Totowa, NJ • DePaul Catholic

Rushing and Passing

SEASON	TEAM	gp	Rushing					Passing							
			att	yds	td	lg	avg/c	avg/g	comp	att	int	yds	td	lg	pct
2025-26	ND	2	0	0	0	0	0.0	0.0	0-0-0	0	0	0	0	0.0	0.0
TOTAL		2	0	0	0	0	0.0	0.0	0-0-0	0	0	0	0	0.0	0.0

Scoring and Total Offense

SEASON	TEAM	gp	Scoring								Total Offense			
			td	rush	rcv	ret	pat	2pat	fg	total	avg/g	rush	pass	total
2025-26	ND	2	0	0	0	0	0	0	0	0.0	0	0	0	0.0
TOTAL		2	0	0	0	0	0	0	0	0.0	0	0	0	0.0

Punting and All Purpose

			Punting				All Purpose							
SEASON	TEAM	gp	no.	yds	lg	avg/g	rush	rcv	pr	kr	lr	total	avg/g	
2025-26	ND	2	0	0	0	0.0	0	0	0	0	0	0	0.0	
TOTAL		2	0	0	0	0.0	0	0	0	0	0	0	0.0	

Tackles

SEASON	TEAM	GP	Tackles							Interceptions		Receptions			
			ua	a	total	tfl	pbu	ff	fr	blk	sacks	int	rec	yds	td
2025-26	ND	2	0	0	0-0	0	0	0	0	0	0	0	0	0	0
TOTAL		2	0	0	0-0	0	0	0	0	0	0	0	0	0	0



#17 BRENNAN VERNON  
DL • 6-6 • 305 lbs • Sophomore  
Mentor, OH • Mentor

Rushing and Passing

SEASON	TEAM	gp	Rushing					Passing							
			att	yds	td	lg	avg/c	avg/g	comp	att	int	yds	td	lg	pct
2023-24	ND	2	0	0	0	0	0.0	0.0	0-0-0	0	0	0	0	0.0	0.0
2024-25	ND	2	0	0	0	0	0.0	0.0	0-0-0	0	0	0	0	0.0	0.0
TOTAL		4	0	0	0	0	0.0	0.0	0-0-0	0	0	0	0	0.0	0.0

Scoring and Total Offense

SEASON	TEAM	gp	Scoring								Total Offense			
			td	rush	rcv	ret	pat	2pat	fg	total	avg/g	rush	pass	total
2023-24	ND	2	0	0	0	0	0	0	0	0.0	0	0	0	0.0
2024-25	ND	2	0	0	0	0	0	0	0	0.0	0	0	0	0.0
TOTAL		4	0	0	0	0	0	0	0	0.0	0	0	0	0.0

Punting and All Purpose

			Punting				All Purpose							
SEASON	TEAM	gp	no.	yds	lg	avg/g	rush	rcv	pr	kr	lr	total	avg/g	
2023-24	ND	2	0	0	0	0.0	0	0	0	0	0	0	0.0	
2024-25	ND	2	0	0	0	0.0	0	0	0	0	0	0	0.0	
TOTAL		4	0	0	0	0.0	0	0	0	0	0	0	0.0	

Tackles

SEASON	TEAM	GP	Tackles							Interceptions		Receptions			
			ua	a	total	tfl	pbu	ff	fr	blk	sacks	int	rec	yds	td
2023-24	ND	2	0	1	1	0-0	0	0	0	0	0	0	0	0	0
2024-25	ND	2	1	0	1	0-0	0	0	0	0	0	0	0	0	0
TOTAL		4	1	1	2	0-0	0	0	0	0	0	0	0	0	0

Single Game Highs

Statistic	Value	
Total Tackles	1	vs Tennessee St. 09/02/23, vs Virginia 11/16/24



#18 ERIK SCHMIDT  
K • 6-2 • 210 lbs • Freshman  
Milwaukee, WI • Marquette University HS

Rushing and Passing

SEASON	TEAM	gp	Rushing					Passing							
			att	yds	td	lg	avg/c	avg/g	comp	att	int	yds	td	lg	pct
2025-26	ND	4	0	0	0	0	0.0	0.0	0-0-0	0	0	0	0	0.0	0.0
TOTAL		4	0	0	0	0	0.0	0.0	0-0-0	0	0	0	0	0.0	0.0

Scoring and Total Offense

SEASON	TEAM	gp	Scoring								Total Offense			
			td	rush	rcv	ret	pat	2pat	fg	total	avg/g	rush	pass	total
2025-26	ND	4	0	0	0	0	11	0	0	11	2.8	0	0	0
TOTAL		4	0	0	0	0	11	0	0	11	2.8	0	0	0

Punting and All Purpose

			Punting				All Purpose							
SEASON	TEAM	gp	no.	yds	lg	avg/g	rush	rcv	pr	kr	lr	total	avg/g	
2025-26	ND	4	0	0	0	0.0	0	0	0	0	0	0	0.0	
TOTAL		4	0	0	0	0.0	0	0	0	0	0	0	0.0	

Tackles

SEASON	TEAM	GP	Tackles							Interceptions		Receptions			
			ua	a	total	tfl	pbu	ff	fr	blk	sacks	int	rec	yds	td
2025-26	ND	4	0	0	0-0	0	0	0	0	0	0	0	0	0	0
TOTAL		4	0	0	0-0	0	0	0	0	0	0	0	0	0	0

Kickoffs

Player	no.	yds	avg	tb	lob	retn	net	ydlin
Erik Schmidt	29	1876	64.7	26	1			





#18 CHANCE TUCKER  
CB • 6-0 • 183 lbs • Senior  
Encino, CA • Crespi Carmelite

Rushing and Passing

		Rushing							Passing							
SEASON	TEAM	gp	att	yds	td	lg	avg/c	avg/g	comp-att-int	yds	td	lg	pct	avg/p	avg/g	effic
2022-23	ND	1	0	0	0	0	0.0	0.0	0-0-0	0	0	0	0.0	0.0	0.0	0.0
2023-24	ND	9	0	0	0	0	0.0	0.0	0-0-0	0	0	0	0.0	0.0	0.0	0.0
2025-26	ND	2	0	0	0	0	0.0	0.0	0-0-0	0	0	0	0.0	0.0	0.0	0.0
TOTAL		12	0	0	0	0	0.0	0.0	0-0-0	0	0	0	0.0	0.0	0.0	0.0

Scoring and Total Offense

			Scoring									Total Offense			
SEASON	TEAM	gp	td	rush	rcv	ret	pat	2pat	fg	total	avg/g	rush	pass	total	avg/g
2022-23	ND	1	0	0	0	0	0	0	0	0	0.0	0	0	0	0.0
2023-24	ND	9	0	0	0	0	0	0	0	0	0.0	0	0	0	0.0
2025-26	ND	2	0	0	0	0	0	0	0	0	0.0	0	0	0	0.0
TOTAL		12	0	0	0	0	0	0	0	0	0.0	0	0	0	0.0

Punting and All Purpose

			Punting				All Purpose						
SEASON	TEAM	gp	no.	yds	lg	avg/g	rush	rcv	pr	kr	lr	total	avg/g
2022-23	ND	1	0	0	0	0.0	0	0	0	0	0	0	0.0
2023-24	ND	9	0	0	0	0.0	0	0	0	0	0	0	0.0
2025-26	ND	2	0	0	0	0.0	0	0	0	0	0	0	0.0
TOTAL		12	0	0	0	0.0	0	0	0	0	0	0	0.0

Tackles

			Tackles								Interceptions		Receptions						
SEASON	TEAM	GP	ua	a	total	ttl	pbu	ff	fr	blk	sacks	int	rec	yds	td	lg	rec/g	yds/r	yds/g
2022-23	ND	1	0	0	0	0-0	0	0	0	0	0	0	0	0	0	0	0.0	0.0	0.0
2023-24	ND	9	3	0	3	0-0	0	0	0	0	0	0	0	0	0	0	0.0	0.0	0.0
2025-26	ND	2	0	0	0	0-0	0	0	0	0	0	0	0	0	0	0	0.0	0.0	0.0
TOTAL		12	3	0	3	0-0	0	0	0	0	0	0	0	0	0	0	0.0	0.0	0.0

Single Game Highs

Statistic	Value	
Total Tackles	2	vs Oregon St. 12/29/23



#19 LOGAN SALDATE  
WR • 6-0 • 189 lbs • Freshman  
Gilroy, CA • Palma

Rushing and Passing

			Rushing						Passing							
SEASON	TEAM	gp	att	yds	td	lg	avg/c	avg/g	comp-att-int	yds	td	lg	pct	avg/p	avg/g	effc
2024-25	ND	1	0	0	0	0	0.0	0.0	0-0-0	0	0	0	0.0	0.0	0.0	0.0
2025-26	ND	1	0	0	0	0	0.0	0.0	0-0-0	0	0	0	0.0	0.0	0.0	0.0
TOTAL		2	0	0	0	0	0.0	0.0	0-0-0	0	0	0	0.0	0.0	0.0	0.0

Scoring and Total Offense

			Scoring									Total Offense			
SEASON	TEAM	gp	td	rush	rcv	ret	pat	2pat	fg	total	avg/g	rush	pass	total	avg/g
2024-25	ND	1	0	0	0	0	0	0	0	0	0.0	0	0	0	0.0
2025-26	ND	1	0	0	0	0	0	0	0	0	0.0	0	0	0	0.0
TOTAL		2	0	0	0	0	0	0	0	0	0.0	0	0	0	0.0

Punting and All Purpose

			Punting				All Purpose						
SEASON	TEAM	gp	no.	yds	lg	avg/g	rush	rcv	pr	kr	lr	total	avg/g
2024-25	ND	1	0	0	0	0.0	0	0	0	0	0	0	0.0
2025-26	ND	1	0	0	0	0.0	0	2	0	0	0	2	2.0
TOTAL		2	0	0	0	0.0	0	2	0	0	0	2	1.0

Tackles

			Tackles								Interceptions		Receptions						
SEASON	TEAM	GP	ua	a	total	ttl	pbu	ff	fr	blk	sacks	int	rec	yds	td	lg	rec/g	yds/r	yds/g
2024-25	ND	1	0	0	0	0-0	0	0	0	0	0	0	0	0	0	0	0.0	0.0	0.0
2025-26	ND	1	0	0	0	0-0	0	0	0	0	0	0	1	2	0	2	1.0	2.0	2.0
TOTAL		2	0	0	0	0-0	0	0	0	0	0	0	1	2	0	2	0.5	2.0	1.0

Single Game Highs

Statistic	Value	
Receptions	1	vs Purdue 09/20/25
Receptions Yards	2	vs Purdue 09/20/25
Longest Reception	2	vs Purdue 09/20/25



#19 MADDEN FARAIMO  
LB • 6-2 • 235 lbs • Freshman  
Oceanside, CA • JSerra Catholic

Rushing and Passing

		Rushing							Passing							
SEASON	TEAM	gp	att	yds	td	lg	avg/c	avg/g	comp-att-int	yds	td	lg	pct	avg/p	avg/g	effic
2025-26	ND	6	0	0	0	0	0.0	0.0	0-0-0	0	0	0	0.0	0.0	0.0	0.0
TOTAL		6	0	0	0	0	0.0	0.0	0-0-0	0	0	0	0.0	0.0	0.0	0.0

Scoring and Total Offense

			Scoring								Total Offense				
SEASON	TEAM	gp	td	rush	rcv	ret	pat	2pat	fg	total	avg/g	rush	pass	total	avg/g
2025-26	ND	6	0	0	0	0	0	0	0	0	0.0	0	0	0	0.0
TOTAL		6	0	0	0	0	0	0	0	0	0.0	0	0	0	0.0

Punting and All Purpose

			Punting				All Purpose						
SEASON	TEAM	gp	no.	yds	lg	avg/g	rush	rcv	pr	kr	lr	total	avg/g
2025-26	ND	6	0	0	0	0.0	0	0	0	0	0	0	0.0
TOTAL		6	0	0	0	0.0	0	0	0	0	0	0	0.0

Tackles

Tackles											Interceptions		Receptions						
SEASON	TEAM	GP	ua	a	total	tfl	pbu	ff	fr	blk	sacks	int	rec	yds	td	lg	rec/g	yds/r	yds/g
2025-26	ND	6	1	2	3	0-0	1	0	0	0	0	0	0	0	0	0	0.0	0.0	0.0
TOTAL		6	1	2	3	0-0	1	0	0	0	0	0	0	0	0	0	0.0	0.0	0.0

Single Game Highs

Statistic	Value	
Total Tackles	2	vs NC State 10/11/25



#20 CREE THOMAS  
CB • 6-1 • 189 lbs • Freshman  
Phoenix, AZ • Brophy College Preparatory

PREP AND PERSONAL

- A four-star CB by Rivals
- A three-star CB by On3, 247Sports, 247Sports Composite, and ESPN
- The fifth ranked recruit in the state of Arizona and 63rd overall CB by On3
- The fourth ranked recruit in the state and 40th overall CB by 247Sports
- Fifth ranked recruit in Arizona and 64th overall CB by ESPN
- The second ranked recruit in the state and 26th ranked CB overall by Rivals
- Named as a varsity team captain for the 2024 season
- Notched five interceptions and 43 tackles as a junior
- Credited with six pass deflections, one interception and 33 total tackles as a sophomore
- 2023 and 2024 First-Team All-Region and All-State Honors
- Earned Second-Team All-Region honors in 2022



## #21 KARSON HOBBS

CB • 6-1 • 189 lbs • Sophomore  
Cincinnati, OH • Archbishop Moeller

## Rushing and Passing

Rushing									Passing							
SEASON	TEAM	gp	att	yds	td	lg	avg/c	avg/g	comp-att-int	yds	td	lg	pct	avg/p	avg/g	eff
2024-25	ND	9	0	0	0	0	0.0	0.0	0-0-0	0	0	0	0.0	0.0	0.0	0.0
2025-26	ND	4	0	0	0	0	0.0	0.0	0-0-0	0	0	0	0.0	0.0	0.0	0.0
TOTAL		13	0	0	0	0	0.0	0.0	0-0-0	0	0	0	0.0	0.0	0.0	0.0

## Scoring and Total Offense

Scoring											Total Offense				
SEASON	TEAM	gp	td	rush	rcv	ret	pat	2pat	fg	total	avg/g	rush	pass	total	avg/g
2024-25	ND	9	0	0	0	0	0	0	0	0	0.0	0	0	0	0.0
2025-26	ND	4	0	0	0	0	0	0	0	0	0.0	0	0	0	0.0
TOTAL		13	0	0	0	0	0	0	0	0	0.0	0	0	0	0.0

## Punting and All Purpose

Punting							All Purpose						
SEASON	TEAM	gp	no.	yds	lg	avg/g	rush	rcv	pr	kr	lr	total	avg/g
2024-25	ND	9	0	0	0	0.0	0	0	0	0	0	0	0.0
2025-26	ND	4	0	0	0	0.0	0	0	0	0	11	11	2.8
TOTAL		13	0	0	0	0.0	0	0	0	0	11	11	0.8

## Tackles

Tackles											Interceptions		Receptions						
SEASON	TEAM	GP	ua	a	total	tfl	pbu	ff	fr	blk	sacks	int	rec	yds	td	lg	rec/g	yds/r	yds/r
2024-25	ND	9	2	0	2	0-0	1	0	0	0	0		0	0	0	0	0.0	0.0	0.0
2025-26	ND	4	4	1	5	0-0	0	0	0	0	0	1	0	0	0	0	0.0	0.0	0.0
TOTAL		13	6	1	7	0-0	1	0	0	0	0	1	0	0	0	0	0.0	0.0	0.0

## Single Game Highs

Statistic		Value	
Total Tackles		4	vs Texas A&M 09/13/25
Total Interceptions		1	vs NC State 10/11/25



## #22 ETHAN LONG

S • 6-3 • 210 lbs • Freshman  
Milford, CT • Brunswick School

## Rushing and Passing

			Rushing						Passing							
SEASON	TEAM	gp	att	yds	td	lg	avg/c	avg/g	comp-att-int	yds	td	lg	pct	avg/p	avg/g	effic
2025-26	ND	1	0	0	0	0	0.0	0.0	0-0-0	0	0	0	0.0	0.0	0.0	0.0
TOTAL		1	0	0	0	0	0.0	0.0	0-0-0	0	0	0	0.0	0.0	0.0	0.0

## Scoring and Total Offense

			Scoring									Total Offense			
SEASON	TEAM	gp	td	rush	rcv	ret	pat	2pat	fg	total	avg/g	rush	pass	total	avg/g
2025-26	ND	1	0	0	0	0	0	0	0	0	0.0	0	0	0	0.0
TOTAL		1	0	0	0	0	0	0	0	0	0.0	0	0	0	0.0

## Punting and All Purpose

			Punting				All Purpose							
SEASON	TEAM	gp	no.	yds	lg	avg/g	rush	rcv	pr	kr	lr	total	avg/g	
2025-26	ND	1	0	0	0	0.0	0	0	0	0	0	0	0.0	
TOTAL		1	0	0	0	0.0	0	0	0	0	0	0	0.0	

## Tackles

			Tackles									Interceptions	Receptions						
SEASON	TEAM	GP	ua	a	total	tfl	pbu	ff	fr	blk	sacks	int	rec	yds	td	lg	rec/g	yds/r	yds/g
2025-26	ND	1	0	0	0	0-0	0	0	0	0	0	0	0	0	0	0	0.0	0.0	0.0
TOTAL		1	0	0	0	0-0	0	0	0	0	0	0	0	0	0	0	0.0	0.0	0.0



## #21 KEDREN YOUNG

RB • 5-11 • 240 lbs • Freshman  
Lufkin, TX • Lufkin

## Rushing and Passing

		Rushing							Passing							
SEASON	TEAM	gp	att	yds	td	lg	avg/c	avg/g	comp-att-int	yds	td	lg	pct	avg/p	avg/g	eff
2024-25	ND	7	21	116	1	12	5.5	16.6	0-0-0	0	0	0	0.0	0.0	0.0	0.0
TOTAL		7	21	116	1	12	5.5	16.6	0-0-0	0	0	0	0.0	0.0	0.0	0.0

## Scoring and Total Offense

			Scoring								Total Offense				
SEASON	TEAM	gp	td	rush	rcv	ret	pat	2pat	fg	total	avg/g	rush	pass	total	avg/g
2024-25	ND	7	1	1	0	0	0	0	0	6	0.9	116	0	116	16.6
TOTAL		7	1	1	0	0	0	0	0	6	0.9	116	0	116	16.6

## Punting and All Purpose

			Punting				All Purpose						
SEASON	TEAM	gp	no.	yds	lg	avg/g	rush	rcv	pr	kr	lr	total	avg/g
2024-25	ND	7	0	0	0	0.0	116	0	0	0	0	116	16.6
TOTAL		7	0	0	0	0.0	116	0	0	0	0	116	16.6

## Tackles

			Tackles								Interceptions	Receptions							
SEASON	TEAM	GP	ua	a	total	tfl	pbu	ff	fr	blk	sacks	int	rec	yds	td	lg	rec/g	yds/r	yds/g
2024-25	ND	7	0	0	0	0-0	0	0	0	0	0	0	0	0	0	0	0.0	0.0	0.0
TOTAL		7	0	0	0	0-0	0	0	0	0	0	0	0	0	0	0	0.0	0.0	0.0

## Single Game Highs

Statistic		Value	
Rushing Attempts		10	vs Navy 10/26/24
Rushing Yards Net		52	vs Navy 10/26/24
Rushing Touchdowns		1	vs Navy 10/26/24
Longest Rushing		12	vs Stanford 10/12/24



## #22 ANEYAS WILLIAMS

RB • 5-10 • 205 lbs • Sophomore  
Hinnibal, MO • Hannibal

## Rushing and Passing

		Rushing							Passing							
SEASON	TEAM	gp	att	yds	td	lg	avg/c	avg/g	comp-att-int	yds	td	lg	pct	avg/p	avg/g	effic
2024-25	ND	15	34	219	2	58	6.4	14.6	0-0-0	0	0	0	0.0	0.0	0.0	0.0
2025-26	ND	6	6	30	1	17	5.0	5.0	0-0-0	0	0	0	0.0	0.0	0.0	0.0
TOTAL		21	40	249	3	58	6.2	11.9	0-0-0	0	0	0	0.0	0.0	0.0	0.0

## Scoring and Total Offense

SEASON	TEAM	gp	Scoring									Total Offense			
			td	rush	rcv	ret	pat	2pat	fg	total	avg/g	rush	pass	total	avg/g
2024-25	ND	15	2	2	0	0	0	0	0	12	0.8	219	0	219	14.6
2025-26	ND	6	1	1	0	0	0	0	0	6	1.0	30	0	30	5.0
TOTAL		21	3	3	0	0	0	0	0	18	0.9	249	0	249	11.9

## Punting and All Purpose

			Punting				All Purpose						
SEASON	TEAM	gp	no.	yds	lg	avg/g	rush	rcv	pr	kr	lr	total	avg/g
2024-25	ND	15	0	0	0	0.0	219	172	5	0	0	396	26.4
2025-26	ND	6	0	0	0	0.0	30	0	0	8	0	38	6.3
TOTAL		21	0	0	0	0.0	249	172	5	8	0	434	20.7

## Tackles

Tackles											Interceptions		Receptions						
SEASON	TEAM	GP	ua	a	total	tfl	pbu	ff	fr	blk	sacks	int	rec	yds	td	lg	rec/g	yds/r	yds/g
2024-25	ND	15	0	0	0	0-0	0	0	0	0	0	0	18	172	0	36	1.2	9.6	11.5
2025-26	ND	6	0	0	0	0-0	0	0	0	0	0	0	0	0	0	0	0.0	0.0	0.0
TOTAL		21	0	0	0	0-0	0	0	0	0	0	0	18	172	0	36	0.9	9.6	8.2

## Single Game Highs

Statistic		Value	
Rushing Attempts		7	vs Virginia 11/16/24
Rushing Yards Net		62	vs Army West Point 11/23/24
Rushing Touchdowns		1	vs Stanford 10/12/24, vs Army West Point 11/23/24, at Arkansas 09/27/25
Longest Rushing		58	vs Army West Point 11/23/24
Receptions		5	vs Penn St. 01/09/25
Receptions Yards		66	vs Penn St. 01/09/25
Longest Reception		36	vs Penn St. 01/09/25
Longest Punt Return		5	at Purdue 09/14/24
Longest Kick Return		8	vs Texas A&M 09/13/25



#23 NOLAN JAMES JR.

RB • 5-10 • 215 lbs • Freshman

Westwood, NJ • DePaul Catholic

Rushing and Passing

		Rushing							Passing							
SEASON	TEAM	gp	att	yds	td	lg	avg/c	avg/g	comp-att-int	yds	td	lg	pct	avg/p	avg/g	effic
2025-26	ND	2	8	33	0	15	4.1	16.5	0-0-0	0	0	0	0.0	0.0	0.0	0.0
TOTAL		2	8	33	0	15	4.1	16.5	0-0-0	0	0	0	0.0	0.0	0.0	0.0

Scoring and Total Offense

			Scoring									Total Offense			
SEASON	TEAM	gp	td	rush	rcv	ret	pat	2pat	fg	total	avg/g	rush	pass	total	avg/g
2025-26	ND	2	0	0	0	0	0	0	0	0	0.0	33	0	33	16.5
TOTAL		2	0	0	0	0	0	0	0	0	0.0	33	0	33	16.5

Punting and All Purpose

			Punting				All Purpose						
SEASON	TEAM	gp	no.	yds	lg	avg/g	rush	rcv	pr	kr	lr	total	avg/g
2025-26	ND	2	0	0	0	0.0	33	0	0	19	0	52	26.0
TOTAL		2	0	0	0	0.0	33	0	0	19	0	52	26.0

Tackles

			Tackles								Interceptions		Receptions						
SEASON	TEAM	GP	ua	a	total	tfl	pbu	ff	fr	blk	sacks	int	rec	yds	td	lg	rec/g	yds/r	yds/g
2025-26	ND	2	0	0	0	0-0	0	0	0	0	0	0	0	0	0	0	0.0	0.0	0.0
TOTAL		2	0	0	0	0-0	0	0	0	0	0	0	0	0	0	0	0.0	0.0	0.0

Single Game Highs

Statistic	Value	
Rushing Attempts	4	vs Purdue 09/20/25, at Arkansas 09/27/25
Rushing Yards Net	22	at Arkansas 09/27/25
Longest Rushing	15	at Arkansas 09/27/25
Longest Kick Return	19	vs Purdue 09/20/25



#24 MARK ZACKERY IV

CB • 5-11 • 175 lbs • Freshman

Indianapolis, IN • Ben Davis

Rushing and Passing

			Rushing						Passing							
SEASON	TEAM	gp	att	yds	td	lg	avg/c	avg/g	comp-att-int	yds	td	lg	pct	avg/p	avg/g	effc
2025-26	ND	6	0	0	0	0	0.0	0.0	0-0-0	0	0	0	0.0	0.0	0.0	0.0
TOTAL		6	0	0	0	0	0.0	0.0	0-0-0	0	0	0	0.0	0.0	0.0	0.0

Scoring and Total Offense

			Scoring									Total Offense			
SEASON	TEAM	gp	td	rush	rcv	ret	pat	2pat	fg	total	avg/g	rush	pass	total	avg/g
2025-26	ND	6	0	0	0	0	0	0	0	0	0.0	0	0	0	0.0
TOTAL		6	0	0	0	0	0	0	0	0	0.0	0	0	0	0.0

Punting and All Purpose

			Punting				All Purpose							
SEASON	TEAM	gp	no.	yds	lg	avg/g	rush	rcv	pr	kr	lr	total	avg/g	
2025-26	ND	6	0	0	0	0.0	0	0	0	0	0	0	0.0	
TOTAL		6	0	0	0	0.0	0	0	0	0	0	0	0.0	

Tackles

			Tackles								Interceptions		Receptions						
SEASON	TEAM	GP	ua	a	total	tfl	pbu	ff	fr	blk	sacks	int	rec	yds	td	lg	rec/g	yds/r	yds/g
2025-26	ND	6	4	3	7	0.5-1	2	0	0	0	0	0	0	0	0	0	0.0	0.0	0.0
TOTAL		6	4	3	7	0.5-1	2	0	0	0	0	0	0	0	0	0	0.0	0.0	0.0

Single Game Highs

Statistic	Value	
Total Tackles	3	vs Purdue 09/20/25
Total Tackles For Loss	0.5	vs Purdue 09/20/25



#24 JADARIAN PRICE

RB • 5-11 • 210 lbs • Junior

Denison, TX • Denison

Rushing and Passing

			Rushing						Passing							
SEASON	TEAM	gp	att	yds	td	lg	avg/c	avg/g	comp-att-int	yds	td	lg	pct	avg/p	avg/g	effic
2023-24	ND	13	47	272	3	54	5.8	20.9	0-0-0	0	0	0	0.0	0.0	0.0	0.0
2024-25	ND	16	120	746	7	70	6.2	46.6	0-0-0	0	0	0	0.0	0.0	0.0	0.0
2025-26	ND	6	63	422	7	49	6.7	70.3	0-0-0	0	0	0	0.0	0.0	0.0	0.0
TOTAL		35	230	1440	17	70	6.3	41.1	0-0-0	0	0	0	0.0	0.0	0.0	0.0

Scoring and Total Offense

			Scoring									Total Offense			
SEASON	TEAM	gp	td	rush	rcv	ret	pat	2pat	fg	total	avg/g	rush	pass	total	avg/g
2023-24	ND	13	5	3	1	1	0	0	0	30	2.3	272	0	272	20.9
2024-25	ND	16	7	7	0	0	0	0	0	42	2.6	746	0	746	46.6
2025-26	ND	6	9	7	1	1	0	0	0	54	9.0	422	0	422	70.3
TOTAL		35	21	17	2	2	0	0	0	126	3.6	1440	0	1440	41.1

Punting and All Purpose

			Punting				All Purpose						
SEASON	TEAM	gp	no.	yds	lg	avg/g	rush	rcv	pr	kr	lr	total	avg/g
2023-24	ND	13	0	0	0	0.0	272	65	0	344	0	681	52.4
2024-25	ND	16	0	0	0	0.0	746	10	0	0	0	756	47.3
2025-26	ND	6	0	0	0	0.0	422	35	0	227	0	684	114.0
TOTAL		35	0	0	0	0.0	1440	110	0	571	0	2121	60.6

Tackles

			Tackles									Interceptions	Receptions						
SEASON	TEAM	GP	ua	a	total	tfl	pbu	ff	fr	blk	sacks	int	rec	yds	td	lg	rec/g	yds/r	yds/g
2023-24	ND	13	0	0	0	0-0	0	0	0	0	0	0	5	65	1	40	0.4	13.0	5.0
2024-25	ND	16	1	0	1	0-0	0	0	0	0	0	0	4	10	0	8	0.3	2.5	0.6
2025-26	ND	6	0	0	0	0-0	0	0	0	0	0	0	1	35	1	35	0.2	35.0	5.8
TOTAL		35	1	0	1	0-0	0	0	0	0	0	0	10	110	2	40	0.3	11.0	3.1

Single Game Highs

Statistic	Value	
Rushing Attempts	15	vs NC State 10/11/25
Rushing Yards Net	111	at Southern California 11/30/24
Rushing Touchdowns	3	vs Purdue 09/20/25
Longest Rushing	70	at Purdue 09/14/24
Receptions	2	vs Tennessee St. 09/02/23
Receptions Yards	51	vs Tennessee St. 09/02/23
Receptions Touchdowns	1	vs Tennessee St. 09/02/23, at Arkansas 09/27/25
Longest Reception	40	vs Tennessee St. 09/02/23
Longest Kick Return	100	vs Purdue 09/20/25
Total Tackles	1	at Southern California 11/30/24



#25 DYLAN DEVEZIN

RB • 6-2 • 216 lbs • Senior

New Orleans, LA • St. Augustine

Rushing and Passing

			Rushing						Passing							
SEASON	TEAM	gp	att	yds	td	lg	avg/c	avg/g	comp-att-int	yds	td	lg	pct	avg/p	avg/g	effc
2023-24	ND	4	0	0	0	0	0.0	0.0	0-0-0	0	0	0	0.0	0.0	0.0	0.0
2024-25	ND	1	0	0	0	0	0.0	0.0	0-0-0	0	0	0	0.0	0.0	0.0	0.0
TOTAL		5	0	0	0	0	0.0	0.0	0-0-0	0	0	0	0.0	0.0	0.0	0.0

Scoring and Total Offense

			Scoring									Total Offense			
SEASON	TEAM	gp	td	rush	rcv	ret	pat	2pat	fg	total	avg/g	rush	pass	total	avg/g
2023-24	ND	4	0	0	0	0	0	0	0	0	0.0	0	0	0	0.0
2024-25	ND	1	0	0	0	0	0	0	0	0	0.0	0	0	0	0.0
TOTAL		5	0	0	0	0	0	0	0	0	0.0	0	0	0	0.0

Punting and All Purpose

			Punting				All Purpose						
SEASON	TEAM	gp	no.	yds	lg	avg/g	rush	rcv	pr	kr	lr	total	avg/g
2023-24	ND	4	0	0	0	0.0	0	0	0	0	0	0	0.0
2024-25	ND	1	0	0	0	0.0	0	0	0	0	0	0	0.0
TOTAL		5	0	0	0	0.0	0	0	0	0	0	0	0.0

Tackles

			Tackles								Interceptions		Receptions							
SEASON	TEAM	GP	ua	a	total	fl	pbu	ff	fr	blk	sacks		int	rec	yds	td	lg	rec/g	yds/r	yds/g
2023-24	ND	4	0	0	0	0-0	0	0	0	0	0		0	0	0	0	0	0.0	0.0	0.0
2023-25	ND	1	0	0	0	0-0	0	0	0	0	0		0	0	0	0	0	0.0	0.0	0.0
TOTAL		5	0	0	0	0-0	0	0	0	0	0		0	0	0	0	0	0.0	0.0	0.0



## #25 PRESTON ZINTER

DL • 6-2 • 240 lbs • Sophomore  
North Andover, MA • Central Catholic

## Rushing and Passing

			Rushing						Passing							
SEASON	TEAM	gp	att	yds	td	lg	avg/c	avg/g	comp-att-int	yds	td	lg	pct	avg/p	avg/g	eff%
2023-24	ND	4	0	0	0	0	0.0	0.0	0-0-0	0	0	0	0.0	0.0	0.0	0.0
2024-25	ND	16	0	0	0	0	0.0	0.0	0-0-0	0	0	0	0.0	0.0	0.0	0.0
2025-26	ND	4	0	0	0	0	0.0	0.0	0-0-0	0	0	0	0.0	0.0	0.0	0.0
TOTAL		24	0	0	0	0	0.0	0.0	0-0-0	0	0	0	0.0	0.0	0.0	0.0

## Scoring and Total Offense

Scoring												Total Offense			
SEASON	TEAM	gp	td	rush	rcv	ret	pat	2pat	fg	total	avg/g	rush	pass	total	avg/g
2023-24	ND	4	0	0	0	0	0	0	0	0	0.0	0	0	0	0.0
2024-25	ND	16	0	0	0	0	0	0	0	0	0.0	0	0	0	0.0
2025-26	ND	4	0	0	0	0	0	0	0	0	0.0	0	0	0	0.0
TOTAL		24	0	0	0	0	0	0	0	0	0.0	0	0	0	0.0

## Punting and All Purpose

			Punting				All Purpose						
SEASON	TEAM	gp	no.	yds	lg	avg/g	rush	rcv	pr	kr	lr	total	avg/g
2023-24	ND	4	0	0	0	0.0	0	0	0	0	0	0	0.0
2024-25	ND	16	0	0	0	0.0	0	0	0	0	0	0	0.0
2025-26	ND	4	0	0	0	0.0	0	0	0	0	0	0	0.0
TOTAL		24	0	0	0	0.0	0	0	0	0	0	0	0.0

## Tackles

			Tackles									Interceptions		Receptions					
SEASON	TEAM	GP	ua	a	total	td	pbu	ff	fr	blk	sacks	int	rec	yds	td	lg	rec/g	yds/r	yds/g
2023-24	ND	4	1	1	2	0-0	0	0	0	0	0	0	0	0	0	0	0.0	0.0	0.0
2024-25	ND	16	4	0	4	0-0	0	0	0	1	0	0	0	0	0	0	0.0	0.0	0.0
2025-26	ND	4	0	0	0	0-0	0	0	0	0	0	0	0	0	0	0	0.0	0.0	0.0
TOTAL		24	5	1	6	0-0	0	0	0	1	0	0	0	0	0	0	0.0	0.0	0.0

## Single Game Highs

Statistic	Value	
Total Tackles	3	vs Army West Point 11/23/24



## #26 JAKE TAFELSKI

RB • 6-0 • 206 lbs • Senior  
Dearborn, MI • Dearborn/Central Michigan

## Rushing and Passing

SEASON	TEAM	gp	Rushing						Passing							
			att	yds	td	lg	avg/c	avg/g	comp-att-int	yds	td	lg	pct	avg/p	avg/g	eff
2021-22	CMU	4	1	5	0	5	5.0	1.3	0-0-0	0	0	0	0.0	0.0	0.0	0.0
2022-23	CMU	10	3	4	1	3	1.3	0.4	0-0-0	0	0	0	0.0	0.0	0.0	0.0
2023-24	CMU	11	3	12	0	5	4.0	1.1	0-0-0	0	0	0	0.0	0.0	0.0	0.0
2024-25	ND	7	1	2	0	2	2.0	0.3	0-0-0	0	0	0	0.0	0.0	0.0	0.0
TOTAL FOR ND		7	1	2	0	2	2.0	0.3	0-0-0	0	0	0	0.0	0.0	0.0	0.0
TOTAL		32	8	23	1	5	2.9	0.7	0-0-0	0	0	0	0.0	0.0	0.0	0.0

## Scoring and Total Offense

		Scoring										Total Offense			
SEASON	TEAM	gp	td	rush	rcv	ret	pat	2pat	fg	total	avg/g	rush	pass	total	avg/g
2021-22	CMU	4	0	0	0	0	0	0	0	0	0.0	5	0	5	1.3
2022-23	CMU	10	1	1	0	0	0	0	0	6	0.6	4	0	4	0.4
2023-24	CMU	11	0	0	0	0	0	0	0	0	0.0	12	0	12	1.1
2024-25	ND	7	0	0	0	0	0	0	0	0	0.0	2	0	2	0.3
TOTAL FOR ND		7	0	0	0	0	0	0	0	0	0.0	2	0	2	0.3
TOTAL		32	1	1	0	0	0	0	0	6	0.2	23	0	23	0.7

## Punting and All Purpose

		Punting					All Purpose						
SEASON	TEAM	gp	no.	yds	lg	avg/g	rush	rcv	pr	kr	lr	total	avg/g
2021-22	CMU	4	0	0	0	0.0	5	5	0	0	0	10	2.5
2022-23	CMU	10	0	0	0	0.0	4	37	0	0	0	41	4.1
2023-24	CMU	11	0	0	0	0.0	12	0	0	0	0	12	1.1
2024-25	ND	7	0	0	0	0.0	2	14	0	0	0	16	2.3
TOTAL FOR ND		7	0	0	0	0.0	2	14	0	0	0	16	2.3
TOTAL		32	0	0	0	0.0	23	56	0	0	0	79	2.5

## Tackles

SEASON	TEAM	GP	Tackles									Interceptions		Receptions					
			ua	a	total	td	pbu	ff	fr	blk	sacks	int	rec	yds	td	lg	rec/g	yds/r	yds/g
2021-22	CMU	4	0	0	0	0-0	0	0	0	0	0	0	1	5	0	5	0.3	5.0	1.3
2022-23	CMU	10	1	1	2	0-0	0	0	0	0	0	0	4	37	0	16	0.4	9.3	3.7
2023-24	CMU	11	1	3	4	0-0	0	0	0	0	0	0	1	0	0	0	0.1	0.0	0.0
2024-25	ND	7	0	0	0	0-0	0	0	0	0	0	0	1	14	0	14	0.1	14.0	2.0
TOTAL FOR ND		7	0	0	0	0-0	0	0	0	0	0	0	1	14	0	14	0.1	14.0	2.0
TOTAL		32	2	4	6	0-0	0	0	0	0	0	0	7	56	0	16	0.2	8.0	1.8

## Single Game Highs

Statistic	Value	
Rushing Attempts	3	at Michigan St. 09/01/23, vs Bowling Green 10/22/22
Rushing Yards Net	12	at Michigan St. 09/01/23
Rushing Touchdowns	1	vs Bowling Green 10/22/22
Longest Rushing	5	vs Robert Morris 09/11/21, at Michigan St. 09/01/23
Receptions	4	vs Bowling Green 10/22/22
Receptions Yards	37	vs Bowling Green 10/22/22
Longest Reception	16	vs Bowling Green 10/22/22
Total Tackles	2	vs Bucknell 09/17/22



## #27 KYNSTONN VILIAMU-ASA

LB • 6-3 • 230 lbs • Sophomore  
Inland Empire, CA • St. John Bosco

## Rushing and Passing

			Rushing						Passing							
SEASON	TEAM	gp	att	yds	td	lg	avg/c	avg/g	comp-att-int	yds	td	lg	pct	avg/p	avg/g	effc
2024-25	ND	14	0	0	0	0	0.0	0.0	0-0-0	0	0	0	0.0	0.0	0.0	0.0
2025-26	ND	6	0	0	0	0	0.0	0.0	0-0-0	0	0	0	0.0	0.0	0.0	0.0
TOTAL		20	0	0	0	0	0.0	0.0	0-0-0	0	0	0	0.0	0.0	0.0	0.0

## Scoring and Total Offense

Scoring											Total Offense				
SEASON	TEAM	gp	td	rush	rcv	ret	pat	2pat	fg	total	avg/g	rush	pass	total	avg/g
2024-25	ND	14	0	0	0	0	0	0	0	0	0.0	0	0	0	0.0
2025-26	ND	6	0	0	0	0	0	0	0	0	0.0	0	0	0	0.0
TOTAL		20	0	0	0	0	0	0	0	0	0.0	0	0	0	0.0

## Punting and All Purpose

			Punting				All Purpose						
SEASON	TEAM	gp	no.	yds	lg	avg/g	rush	rcv	pr	kr	lr	total	avg/g
2024-25	ND	14	0	0	0	0.0	0	0	0	0	4	4	0.3
2025-26	ND	6	0	0	0	0.0	0	0	0	0	14	14	2.3
TOTAL		20	0	0	0	0.0	0	0	0	0	18	18	0.9

## Tackles

Tackles											Interceptions		Receptions						
SEASON	TEAM	GP	ua	a	total	td	pbu	ff	fr	blk	sacks	int	rec	yds	td	lg	rec/g	yds/r	yds/g
2024-25	ND	14	9	28	37	2-5	1	0	1	0	1	1	0	0	0	0	0.0	0.0	0.0
2025-26	ND	6	14	14	28	2-8	1	0	0	0	0.5	1	0	0	0	0	0.0	0.0	0.0
TOTAL		20	23	42	65	4-5-16	2	0	1	0	1.5	2	0	0	0	0	0.0	0.0	0.0

## Single Game Highs

Statistic	Value	
Total Tackles	8	vs Boise St. 10/04/25
Total Sacks	1	vs Louisville 09/28/24
Total Tackles For Loss	1	vs Louisville 09/28/24, vs Stanford 10/12/24, at Miami (FL) 08/31/25
Total Interceptions	1	at Purdue 09/14/24, vs NC State 10/11/25



## #28 LUKE TALICH

S • 6-4 • 210 lbs • Junior  
Cody, WY • Cody

## Rushing and Passing

			Rushing						Passing							
SEASON	TEAM	gp	att	yds	td	lg	avg/c	avg/g	comp-att-int	yds	td	lg	pct	avg/p	avg/g	effic
2023-24	ND	8	0	0	0	0	0.0	0.0	0-0-0	0	0	0	0.0	0.0	0.0	0.0
2024-25	ND	16	0	0	0	0	0.0	0.0	0-0-0	0	0	0	0.0	0.0	0.0	0.0
2025-26	ND	6	0	0	0	0	0.0	0.0	0-0-0	0	0	0	0.0	0.0	0.0	0.0
TOTAL		30	0	0	0	0	0.0	0.0	0-0-0	0	0	0	0.0	0.0	0.0	0.0



**#29 BRANDON LOGAN**

S • 6-0 • 197 lbs • Freshman  
Fort Wayne, IN • Snider

PREP AND PERSONAL

- A four-star safety by On3
- A three-star safety by ESPN, Rivals, 247Sports
- The 11th ranked recruit in the state of Indiana and 30th overall Safety by On3
- The 12th ranked recruit in the state and 69th overall Safety by 247Sports
- 15th ranked recruit in Indiana and 60th overall Safety by ESPN
- 2023-24 PRIMETIME 25 Award Winner – Indiana
- 2023 All-State
- 2023-24 IHSAA 5A State Football Champion
- Member of the varsity baseball team
- Top 100 baseball player according to Prep Baseball Report and Perfect Game
- Top-ranked position player in Indiana by Prep Baseball Report and Perfect Game
- The third-ranked baseball player in the state of Indiana by Prep Baseball Report
- Preseason All-American by Perfect Game
- Plans to play both football and baseball at Notre Dame



**#31 TAEBRON BENNIE-POWELL**

S • 6-1 • 185 lbs • Freshman  
Cincinnati, OH • Lakota West

PREP AND PERSONAL

- A consensus three star recruit
- The 40th ranked safety and the 23rd ranked player in the state by On3
- The 48th ranked safety and the 24th ranked player in the state Rivals.com
- The 59th ranked safety and the 26th ranked player in the state by 247Sports
- The 71st ranked safety and the 30th ranked player in the state by ESPN
- Earned three varsity letters in football under head coach Tom Bolden
- Named first team all-southwest Ohio and first team all-conference as a senior
- Team captain in 2023
- First team All-Ohio
- Team skill Player of the Year
- Second team all-conference following his junior year
- Finished his prep career with 101 tackles, five interceptions, three forced fumbles, three fumble recoveries and scored seven touchdowns



**#30 DOMINIK HULAK**

DL • 6-4 • 245 lbs • Freshman  
Glendale Heights, IL • Immaculate Conception

PREP AND PERSONAL

- A four-star EDGE by On3 and Rivals
- A three-star EDGE by 247Sports and ESPN
- The 11th ranked recruit in the state of Illinois, 26th overall EDGE and 290th overall recruit by On3
- The eighth ranked recruit in the state and 34th overall EDGE by 247Sports
- The 20th ranked recruit in Illinois and 33nd overall EDGE by ESPN
- The tenth ranked recruit in the state and 20th ranked EDGE overall by Rivals
- Two-way player with three touchdowns (one defensive), 68 rushing yards on 8 attempts, 13 receptions with 211 receiving yards, 32 tackles, 10 sacks, nine tackles for loss, and one forced fumble
- Posted 36 tackles, six tackles for loss, three sacks, one blocked punt and 13 receptions for 212 yards as a junior
- Added 57 tackles with three tackles for loss and a sack, eight receptions for 133 yards and two touchdowns as a sophomore
- 2024 Co-Defensive Player of the Year – DuPage County
- Special Mention 100 in News-Gazette Preps
- Member of varsity hockey and lacrosse teams



**#31 XAVIER SOUTHALL**

WR • 6-0 • 180 lbs • Sophomore  
Alexandria, VA • IMG Academy

PREP AND PERSONAL

- As a junior, was Second Team All-Conference, Second Team All-County, Honorable Mention All-State, Honorable Mention All-Region
- Team earned Conference Second Place, Regional Second Place, State Third Place, Sectional Second Place
- As a sophomore, team was conference Second Place, State Third Place, Regional Second Place
- Also ran track; was the 2020 AAU Championship Runner-Up in 100 High Hurdles and 200 Hurdles
- Also was an AAU Junior Olympics Finalist





#32 ISAIAH DUNN  
CB • 5-11 • 176 lbs • Senior  
Santa Fe Springs, CA • St. Paul

Rushing and Passing

SEASON	TEAM	gp	Rushing						Passing							
			att	yds	td	lg	avg/c	avg/g	comp-att-int	yds	td	lg	pct	avg/p	avg/g	effic
2023-24	ND	1	0	0	0	0	0.0	0.0	0-0-0	0	0	0	0.0	0.0	0.0	0.0
2024-25	ND	1	0	0	0	0	0.0	0.0	0-0-0	0	0	0	0.0	0.0	0.0	0.0
TOTAL		2	0	0	0	0	0.0	0.0	0-0-0	0	0	0	0.0	0.0	0.0	0.0

Scoring and Total Offense

SEASON	TEAM	gp	Scoring								Total Offense					
			td	rush	rcv	ret	pat	2pat	fg	total	avg/g	rush	pass	total	avg/g	
2023-24	ND	1	0	0	0	0	0	0	0	0	0.0	0	0	0	0	0.0
2024-25	ND	1	0	0	0	0	0	0	0	0	0.0	0	0	0	0	0.0
TOTAL		2	0	0	0	0	0	0	0	0	0.0	0	0	0	0	0.0

Punting and All Purpose

SEASON	TEAM	gp	Punting					All Purpose							
			no.	yds	lg	avg/g		rush	rcv	pr	kr	lr	total	avg/g	
2023-24	ND	1	0	0	0	0.0		0	0	0	0	0	0	0.0	
2024-25	ND	1	0	0	0	0.0		0	0	0	0	0	0	0.0	
TOTAL		2	0	0	0	0.0		0	0	0	0	0	0	0.0	

Tackles

			Tackles								Interceptions		Receptions							
SEASON	TEAM	GP	ua	a	total	tfl	pbu	ff	fr	blk	sacks		int	rec	yds	td	lg	rec/g	yds/r	yds/g
2023-24	ND	1	0	0	0	0-0	0	0	0	0	0		0	0	0	0	0	0.0	0.0	0.0
2024-25	ND	1	0	0	0	0-0	0	0	0	0	0		0	0	0	0	0	0.0	0.0	0.0
TOTAL		2	0	0	0	0-0	0	0	0	0	0		0	0	0	0	0	0.0	0.0	0.0



#33 CHRISTOPHER BURGESS JR.  
DL • 6-4 • 275 lbs • Freshman  
Chicago, IL • Simeon Career Academy

PREP AND PERSONAL

- A four-star defensive end by On3, 247Sports, ESPN and Rivals
- Third ranked recruit in Illinois, third ranked EDGE and 42nd ranked overall recruit by Rivals
- Fourth ranked recruit in the state, 18th ranked EDGE overall and 171st recruit by 247Sports
- Fifth ranked recruit in the state, 22nd ranked EDGE and 217th recruit overall by ESPN
- Sixth ranked recruit in Illinois, 19th ranked EDGE and 174th overall recruit by On3
- Named to 2025 Polynesian Bowl
- Named to West roster for 2025 All-American Bowl
- Navy All-American
- Army All-American
- All-State First Team
- Two-time All-Conference First Team
- All-Chicago Public League First Team
- 2023 Defensive Line MVP at Rivals Top 100 Camp



#32 JUSTIN FISHER  
TE • 6-3 • 233 lbs • Senior  
Mishawaka, IN • Mishawaka

Rushing and Passing

SEASON	TEAM	gp	Rushing						Passing							
			att	yds	td	lg	avg/c	avg/g	comp-att-int	yds	td	lg	pct	avg/p	avg/g	effic
2023-24	ND	3	0	0	0	0	0.0	0.0	0-0-0	0	0	0	0.0	0.0	0.0	0.0
2024-25	ND	11	1	4	0	4	4.0	0.4	0-0-0	0	0	0	0.0	0.0	0.0	0.0
TOTAL		14	1	4	0	4	4.0	0.3	0-0-0	0	0	0	0.0	0.0	0.0	0.0

Scoring and Total Offense

SEASON	TEAM	gp	Scoring								Total Offense					
			td	rush	rcv	ret	pat	2pat	fg	total	avg/g	rush	pass	total	avg/g	
2023-24	ND	3	0	0	0	0	0	0	0	0	0.0	0	0	0	0	0.0
2024-25	ND	11	0	0	0	0	0	0	0	0	0.0	4	0	4	0.4	
TOTAL		14	0	0	0	0	0	0	0	0	0.0	4	0	4	0.3	

Punting and All Purpose

SEASON	TEAM	gp	Punting					All Purpose							
			no.	yds	lg	avg/g		rush	rcv	pr	kr	lr	total	avg/g	
2023-24	ND	3	0	0	0	0.0		0	0	0	0	0	0	0.0	
2024-25	ND	11	0	0	0	0.0		4	16	0	0	0	20	1.8	
TOTAL		14	0	0	0	0.0		4	16	0	0	0	20	1.4	

Tackles

			Tackles								Interceptions		Receptions						
SEASON	TEAM	GP	ua	a	total	tfl	pbu	ff	fr	blk	sacks	int	rec	yds	td	lg	rec/g	yds/r	yds/g
2023-24	ND	3	0	0	0	0-0	0	0	0	0	0	0	0	0	0	0	0.0	0.0	0.0
2024-25	ND	11	0	0	0	0-0	0	0	0	0	0	0	1	16	0	16	0.1	16.0	1.5
TOTAL		14	0	0	0	0-0	0	0	0	0	0	0	1	16	0	16	0.1	16.0	1.1

Single Game Highs

Statistic	Value	
Rushing Attempts	1	vs Florida St. 11/09/24
Rushing Yards Net	4	vs Florida St. 11/09/24
Longest Rushing	4	vs Florida St. 11/09/24
Receptions	1	vs Florida St. 11/09/24
Receptions Yards	16	vs Florida St. 11/09/24
Longest Reception	16	vs Florida St. 11/09/24



#33 MATT JEFFERY  
WR • 5-11 • 195 lbs • Freshman  
Cheshire, CT • Cheshire

Rushing and Passing

SEASON	TEAM	gp	Rushing						Passing							
			att	yds	td	lg	avg/c	avg/g	comp-att-int	yds	td	lg	pct	avg/p	avg/g	effic
2024-25	ND	4	0	0	0	0	0.0	0.0	0-0-0	0	0	0	0.0	0.0	0.0	0.0
2025-26	ND	6	0	0	0	0	0.0	0.0	0-0-0	0	0	0	0.0	0.0	0.0	0.0
TOTAL		10	0	0	0	0	0.0	0.0	0-0-0	0	0	0	0.0	0.0	0.0	0.0

Scoring and Total Offense

SEASON	TEAM	gp	Scoring								Total Offense					
			td	rush	rcv	ret	pat	2pat	fg	total	avg/g	rush	pass	total	avg/g	
2024-25	ND	4	0	0	0	0	0	0	0	0	0.0	0	0	0	0	0.0
2025-26	ND	6	0	0	0	0	0	0	0	0	0.0	0	0	0	0	0.0
TOTAL		10	0	0	0	0	0	0	0	0	0.0	0	0	0	0	0.0

Punting and All Purpose

SEASON	TEAM	gp	Punting					All Purpose							
			no.	yds	lg	avg/g		rush	rcv	pr	kr	lr	total	avg/g	
2024-25	ND	4	0	0	0	0.0		0	0	0	0	0	0	0.0	
2025-26	ND	6	0	0	0	0.0		0	37	0	0	0	37	6.2	
TOTAL		10	0	0	0	0.0		0	37	0	0	0	37	3.7	

Tackles

			Tackles								Interceptions		Receptions						
SEASON	TEAM	GP	ua	a	total	tfl	pbu	ff	fr	blk	sacks	int	rec	yds	td	lg	rec/g	yds/r	yds/g
2024-25	ND	4	0	0	0	0-0	0	0	0	0	0	0	0	0	0	0	0.0	0.0	0.0
2025-26	ND	6	0	1	1	0-0	0	0	0	0	0	0	1	37	0	37	0.2	37.0	6.2
TOTAL		10	0	1	1	0-0	0	0	0	0	0	0	1	37	0	37	0.1	37.0	3.7

Single Game Highs

Statistic	Value	
Receptions	1	at Arkansas 09/27/25
Receptions Yards	37	at Arkansas 09/27/25
Longest Reception	37	at Arkansas 09/27/25
Total Tackles	1	vs NC State 10/11/25



#34 DRAYK BOWEN  
LB • 6-2 • 235 lbs • Junior  
St. John, IN • Andrean

Rushing and Passing

			Rushing						Passing							
SEASON	TEAM	gp	att	yds	td	lg	avg/c	avg/g	comp-att-int	yds	td	lg	pct	avg/p	avg/g	effic
2023-24	ND	12	0	0	0	0	0.0	0.0	0-0-0	0	0	0	0.0	0.0	0.0	0.0
2024-25	ND	16	0	0	0	0	0.0	0.0	0-0-0	0	0	0	0.0	0.0	0.0	0.0
2025-26	ND	6	0	0	0	0	0.0	0.0	0-0-0	0	0	0	0.0	0.0	0.0	0.0
TOTAL		34	0	0	0	0	0.0	0.0	0-0-0	0	0	0	0.0	0.0	0.0	0.0

Scoring and Total Offense

			Scoring								Total Offense				
SEASON	TEAM	gp	td	rush	rcv	ret	pat	2pat	fg	total	avg/g	rush	pass	total	avg/g
2023-24	ND	12	0	0	0	0	0	0	0	0	0.0	0	0	0	0.0
2024-25	ND	16	0	0	0	0	0	0	0	0	0.0	0	0	0	0.0
2025-26	ND	6	0	0	0	0	0	0	0	0	0.0	0	0	0	0.0
TOTAL		34	0	0	0	0	0	0	0	0	0.0	0	0	0	0.0

Punting and All Purpose

			Punting				All Purpose							
SEASON	TEAM	gp	no.	yds	lg	avg/g	rush	rcv	pr	kr	lr	total	avg/g	
2023-24	ND	12	0	0	0	0.0	0	0	0	0	0	0	0.0	
2024-25	ND	16	0	0	0	0.0	0	0	0	0	0	0	0.0	
2025-26	ND	6	0	0	0	0.0	0	0	0	0	0	0	0.0	
TOTAL		34	0	0	0	0.0	0	0	0	0	0	0	0.0	

Tackles

			Tackles									Interceptions		Receptions					
SEASON	TEAM	GP	ua	a	total	tfl	pbu	ff	fr	blk	sacks	int	rec	yds	td	lg	rec/g	yds/r	yds/g
2023-24	ND	12	8	6	14	0.5-0	0	1	0	0	0	0	0	0	0	0	0.0	0.0	0.0
2024-25	ND	16	40	38	78	4-17	2	3	0	0	1	0	0	0	0	0	0.0	0.0	0.0
2025-26	ND	6	9	22	31	1-8	0	0	0	0	1	0	0	0	0	0	0.0	0.0	0.0
TOTAL		34	57	66	123	5.5-25	2	4	0	0	2	0	0	0	0	0	0.0	0.0	0.0

Single Game Highs

Statistic	Value	
Total Tackles	9	vs Georgia Tech 10/19/24
Total Sacks	1	vs Miami (OH) 09/21/24, vs Boise St. 10/04/25
Total Tackles For Loss	1.5	vs Indiana 12/20/24



#36 BODIE KAHOUN  
LB • 6-2 • 230 lbs • Freshman  
Roanoke, VA • Patrick Henry

Rushing and Passing

			Rushing						Passing							
SEASON	TEAM	gp	att	yds	td	lg	avg/c	avg/g	comp-att-int	yds	td	lg	pct	avg/p	avg/g	effic
2024-25	ND	3	0	0	0	0	0.0	0.0	0-0-0	0	0	0	0.0	0.0	0.0	0.0
2025-26	ND	4	0	0	0	0	0.0	0.0	0-0-0	0	0	0	0.0	0.0	0.0	0.0
TOTAL		7	0	0	0	0	0.0	0.0	0-0-0	0	0	0	0.0	0.0	0.0	0.0

Scoring and Total Offense

			Scoring								Total Offense				
SEASON	TEAM	gp	td	rush	rcv	ret	pat	2pat	fg	total	avg/g	rush	pass	total	avg/g
2024-25	ND	3	0	0	0	0	0	0	0	0	0.0	0	0	0	0.0
2025-26	ND	4	0	0	0	0	0	0	0	0	0.0	0	0	0	0.0
TOTAL		7	0	0	0	0	0	0	0	0	0.0	0	0	0	0.0

Punting and All Purpose

			Punting				All Purpose							
SEASON	TEAM	gp	no.	yds	lg	avg/g	rush	rcv	pr	kr	lr	total	avg/g	
2024-25	ND	3	0	0	0	0.0	0	0	0	0	0	0	0.0	
2025-26	ND	4	0	0	0	0.0	0	0	0	0	0	0	0.0	
TOTAL		7	0	0	0	0.0	0	0	0	0	0	0	0.0	

Tackles

			Tackles								Interceptions		Receptions						
SEASON	TEAM	GP	ua	a	total	tfl	pbu	ff	fr	blk	sacks	int	rec	yds	td	lg	rec/g	yds/r	yds/g
2024-25	ND	3	1	0	1	0-0	0	0	0	0	0	0	0	0	0	0	0.0	0.0	0.0
2025-26	ND	4	0	1	1	0-0	0	0	0	0	0	0	0	0	0	0	0.0	0.0	0.0
TOTAL		7	1	1	2	0-0	0	0	0	0	0	0	0	0	0	0	0.0	0.0	0.0

Single Game Highs

Statistic	Value	
Total Tackles	1	vs Virginia 11/16/24, vs Purdue 09/20/25



#35 TEDDY REZAC  
LB • 6-3 • 220 lbs • Sophomore  
Omaha, NE • Westside

Rushing and Passing

			Rushing						Passing							
SEASON	TEAM	gp	att	yds	td	lg	avg/c	avg/g	comp-att-int	yds	td	lg	pct	avg/p	avg/g	eff
2024-25	ND	8	0	0	0	0	0.0	0.0	0-0-0	0	0	0	0.0	0.0	0.0	0.0
2025-26	ND	6	0	0	0	0	0.0	0.0	0-0-0	0	0	0	0.0	0.0	0.0	0.0
TOTAL		14	0	0	0	0	0.0	0.0	0-0-0	0	0	0	0.0	0.0	0.0	0.0

Scoring and Total Offense

			Scoring								Total Offense				
SEASON	TEAM	gp	td	rush	rcv	ret	pat	2pat	fg	total	avg/g	rush	pass	total	avg/g
2024-25	ND	8	0	0	0	0	0	0	0	0	0.0	0	0	0	0.0
2025-26	ND	6	0	0	0	0	0	0	0	0	0.0	0	0	0	0.0
TOTAL		14	0	0	0	0	0	0	0	0	0.0	0	0	0	0.0

Punting and All Purpose

			Punting				All Purpose						
SEASON	TEAM	gp	no.	yds	lg	avg/g	rush	rcv	pr	kr	lr	total	avg/g
2024-25	ND	8	0	0	0	0.0	0	0	0	0	0	0	0.0
2025-26	ND	6	0	0	0	0.0	0	0	0	0	0	0	0.0
TOTAL		14	0	0	0	0.0	0	0	0	0	0	0	0.0

Tackles

			Tackles									Interceptions	Receptions						
SEASON	TEAM	GP	ua	a	total	tfl	pbu	ff	fr	blk	sacks	int	rec	yds	td	lg	rec/g	yds/r	yds/g
2024-25	ND	8	1	0	1	0-0	0	0	0	0	0	0	0	0	0	0	0.0	0.0	0.0
2025-26	ND	6	0	0	0	0-0	0	0	0	0	0	0	0	0	0	0	0.0	0.0	0.0
TOTAL		14	1	0	1	0-0	0	0	0	0	0	0	0	0	0	0	0.0	0.0	0.0

Single Game Highs

Statistic	Value	
Total Tackles	1	vs Army West Point 11/23/24



#38 TOMMY POWLUS  
LB • 6-0 • 215 lbs • Sophomore  
Granger, IN • Penn

PREP AND PERSONAL

- Three-year starter at Penn High School
- 2023 Northern Indiana Conference champions
- Also played lacrosse



**#39 ANTHONY SACCA**  
LB • 6-3 • 240 lbs • Freshman  
Delran, NJ • St. Joseph's Prep School

PREP AND PERSONAL

- A four star LB by ESPN and Rivals
- A three star LB by 247Sports and On3
- The 19th ranked recruit in the state of New Jersey and 64th overall LB by On3
- The tenth ranked recruit in the state and 35th overall LB by 247Sports
- Fourth ranked recruit in New Jersey, 22nd overall LB and 171st recruit by ESPN
- The second ranked recruit in the state, 9th ranked LB overall, and 101st ranked recruit by Rivals
- 2022 and 2023 PIAA Class 6A State Champions
- Member of varsity baseball team
- Named to East roster for 2025 All-American Bowl



**#40 JOSHUA BURNHAM**  
DL • 6-4 • 260 lbs • Junior  
Traverse City, MI • Traverse City Central

Rushing and Passing

SEASON	TEAM	gp	Rushing					Passing				
			att	yds	td	lg	avg/g	comp-att-int	yds	td	lg	avg/g
2022-23	ND	1	0	0	0	0	0.0	0-0-0	0	0	0	0.0
2023-24	ND	13	0	0	0	0	0.0	0-0-0	0	0	0	0.0
2024-25	ND	14	0	0	0	0	0.0	0-0-0	0	0	0	0.0
2025-26	ND	6	0	0	0	0	0.0	0-0-0	0	0	0	0.0
TOTAL		34	0	0	0	0	0.0	0-0-0	0	0	0	0.0

Scoring and Total Offense

SEASON	TEAM	gp	Scoring					Total Offense				
			td	rush	rcv	ret	pat	total	avg/g	rush	pass	total
2022-23	ND	1	0	0	0	0	0	0.0	0	0	0	0.0
2023-24	ND	13	0	0	0	0	0	0.0	0	0	0	0.0
2024-25	ND	14	0	0	0	0	0	0.0	0	0	0	0.0
2025-26	ND	6	0	0	0	0	0	0.0	0	0	0	0.0
TOTAL		34	0	0	0	0	0	0.0	0	0	0	0.0

Punting and All Purpose


SEASON	TEAM	gp	Punting				All Purpose			
			no.	yds	lg	avg/g	rush	rcv	pr	kr
2022-23	ND	1	0	0	0	0.0	0	0	0	0
2023-24	ND	13	0	0	0	0.0	0	0	0	0
2024-25	ND	14	0	0	0	0.0	0	0	0	0
2025-26	ND	6	0	0	0	0.0	0	0	0	0
TOTAL		34	0	0	0	0.0	0	0	0	0

Tackles

SEASON	TEAM	GP	Tackles							Interceptions		Receptions			
			ua	a	total	tfl	pbu	ff	fr	blk	sacks	int	rec	yds	td
2022-23	ND	1	0	1	1	0-5-3	0	0	0	0	0	0	0	0	0
2023-24	ND	13	10	8	18	4-19	0	0	0	1		0	0	0	0
2024-25	ND	14	16	14	30	6-5-20	1	1	1	0	2		0	0	0
2025-26	ND	6	2	3	5	0-0	0	0	0	0	0		0	0	0
TOTAL		34	28	26	54	11-42	1	1	1	0	3		0	0	0

Single Game Highs

Statistic	Value	
Longest Kick Return	6	vs Purdue 09/20/25
Total Tackles	5	vs Stanford 10/12/24
Total Sacks	2	vs Ohio St. 01/20/25
Total Tackles For Loss	2	vs Ohio St. 01/20/25



**#41 DONOVAN HINISH**  
DL • 6-2 • 277 lbs • Junior  
Pittsburgh, PA • Central Catholic

Rushing and Passing

SEASON	TEAM	gp	Rushing					Passing				
			att	yds	td	lg	avg/g	comp-att-int	yds	td	lg	avg/g
2022-23	ND	1	0	0	0	0	0.0	0-0-0	0	0	0	0.0
2023-24	ND	9	0	0	0	0	0.0	0-0-0	0	0	0	0.0
2024-25	ND	16	0	0	0	0	0.0	0-0-0	0	0	0	0.0
2025-26	ND	6	0	0	0	0	0.0	0-0-0	0	0	0	0.0
TOTAL		32	0	0	0	0	0.0	0-0-0	0	0	0	0.0

Scoring and Total Offense

SEASON	TEAM	gp	Scoring					Total Offense				
			td	rush	rcv	ret	pat	total	avg/g	rush	pass	total
2022-23	ND	1	0	0	0	0	0	0.0	0	0	0	0.0
2023-24	ND	9	0	0	0	0	0	0.0	0	0	0	0.0
2024-25	ND	16	0	0	0	0	0	0.0	0	0	0	0.0
2025-26	ND	6	0	0	0	0	0	0.0	0	0	0	0.0
TOTAL		32	0	0	0	0	0	0.0	0	0	0	0.0

Punting and All Purpose

SEASON	TEAM	gp	Punting				All Purpose			
			no.	yds	lg	avg/g	rush	rcv	pr	kr
2022-23	ND	1	0	0	0	0.0	0	0	0	0
2023-24	ND	9	0	0	0	0.0	0	0	0	0
2024-25	ND	16	0	0	0	0.0	0	0	0	0
2025-26	ND	6	0	0	0	0.0	0	0	0	0
TOTAL		32	0	0	0	0.0	0	0	0	0

Tackles

SEASON	TEAM	GP	Tackles							Interceptions		Receptions			
			ua	a	total	tfl	pbu	ff	fr	blk	sacks	int	rec	yds	td
2022-23	ND	1	0	0	0	0-0	0	0	0	0	0	0	0	0	0
2023-24	ND	9	4	6	10	1-7	0	0	0	1		0	0	0	0
2024-25	ND	16	19	16	35	4-5-32	1	0	0	4.5		0	0	0	0
2025-26	ND	6	4	3	7	0-5-2	0	0	0	0.5		0	0	0	0
TOTAL		32	27	25	52	6-41	1	0	0	6		0	0	0	0

Single Game Highs

Statistic	Value	
Total Tackles	5	at Texas A&M 08/31/24, vs Florida St. 11/09/24, vs Army West Point 11/23/24
Total Sacks	2	vs Florida St. 11/09/24
Total Tackles For Loss	2	vs Florida St. 11/09/24



**#42 HENRY GARRITY**  
TE • 6-3 • 227 lbs • Junior  
Bloomfield Hills, MI • Brother Rice

PREP AND PERSONAL

- Three-star ranking by 247 Sports
- Earned All-Catholic and All-Region honors as a senior
- Two-sport athlete, competing in basketball in addition to football



#42 COLE MULLINS  
DL • 6-5 • 275 lbs • Freshman  
Hoschton, GA • Mill Creek

Rushing and Passing

			Rushing						Passing							
SEASON	TEAM	gp	att	yds	td	lg	avg/c	avg/g	comp-att-int	yds	td	lg	pct	avg/p	avg/g	effic
2025-26	ND	6	0	0	0	0	0.0	0.0	0-0-0	0	0	0	0.0	0.0	0.0	0.0
TOTAL		6	0	0	0	0	0.0	0.0	0-0-0	0	0	0	0.0	0.0	0.0	0.0

Scoring and Total Offense

Scoring											Total Offense				
SEASON	TEAM	gp	td	rush	rcv	ret	pat	2pat	fg	total	avg/g	rush	pass	total	avg/g
2025-26	ND	6	0	0	0	0	0	0	0	0	0.0	0	0	0	0.0
TOTAL		6	0	0	0	0	0	0	0	0	0.0	0	0	0	0.0

Punting and All Purpose

			Punting				All Purpose						
SEASON	TEAM	gp	no.	yds	lg	avg/g	rush	rcv	pr	kr	lr	total	avg/g
2025-26	ND	6	0	0	0	0.0	0	0	0	0	0	0	0.0
TOTAL		6	0	0	0	0.0	0	0	0	0	0	0	0.0

Tackles

Tackles											Interceptions		Receptions						
SEASON	TEAM	GP	ua	a	total	tff	pbu	ff	fr	bik	sacks	int	rec	yds	td	lg	rec/g	yds/r	yds/g
2025-26	ND	6	2	1	3	0-0	1	0	0	0	0	0	0	0	0	0	0.0	0.0	0.0
TOTAL		6	2	1	3	0-0	1	0	0	0	0	0	0	0	0	0	0.0	0.0	0.0

Single Game Highs

Statistic		Value	
Total Tackles		3	vs Purdue 09/20/25



#44 JUNIOR TUIHALAMAKA  
DL • 6-2 • 255 lbs • Senior  
Granada Hills, CA • Bishop Alemany

Rushing and Passing

SEASON	TEAM	gp	Rushing						Passing							
			att	yds	td	lg	avg/c	avg/g	comp-att-int	yds	td	lg	pct	avg/p	avg/g	effc
2022-23	ND	13	0	0	0	0	0.0	0.0	0-0-0	0	0	0	0.0	0.0	0.0	0.0
2023-24	ND	13	0	0	0	0	0.0	0.0	0-0-0	0	0	0	0.0	0.0	0.0	0.0
2024-25	ND	16	0	0	0	0	0.0	0.0	0-0-0	0	0	0	0.0	0.0	0.0	0.0
2025-26	ND	6	0	0	0	0	0.0	0.0	0-0-0	0	0	0	0.0	0.0	0.0	0.0
TOTAL		48	0	0	0	0	0.0	0.0	0-0-0	0	0	0	0.0	0.0	0.0	0.0

Scoring and Total Offense

			Scoring									Total Offense			
SEASON	TEAM	gp	td	rush	rcv	ret	pat	2pat	fg	total	avg/g	rush	pass	total	avg/g
2022-23	ND	13	0	0	0	0	0	0	0	0	0.0	0	0	0	0.0
2023-24	ND	13	0	0	0	0	0	0	0	0	0.0	0	0	0	0.0
2024-25	ND	16	0	0	0	0	0	0	0	0	0.0	0	0	0	0.0
2025-26	ND	6	0	0	0	0	0	0	0	0	0.0	0	0	0	0.0
TOTAL		48	0	0	0	0	0	0	0	0	0.0	0	0	0	0.0

Punting and All Purpose

			Punting				All Purpose						
SEASON	TEAM	gp	no.	yds	lg	avg/g	rush	rcv	pr	kr	lr	total	avg/g
2022-23	ND	13	0	0	0	0.0	0	0	0	0	0	0	0.0
2023-24	ND	13	0	0	0	0.0	0	0	0	0	0	0	0.0
2024-25	ND	16	0	0	0	0.0	0	0	0	0	0	0	0.0
2025-26	ND	6	0	0	0	0.0	0	0	0	0	0	0	0.0
TOTAL		48	0	0	0	0.0	0	0	0	0	0	0	0.0

Tackles

SEASON	TEAM	GP	Tackles										Interceptions		Receptions					
			ua	a	total	tff	pbu	ff	fr	bik	sacks	int	rec	yds	td	lg	rec/g	yds/r	yds/g	
2022-23	ND	13	4	2	6	0-0	0	0	0	0	0	0	0	0	0	0	0.0	0.0	0.0	
2023-24	ND	13	7	3	10	0-0	0	0	0	0	0	0	0	0	0	0	0.0	0.0	0.0	
2024-25	ND	16	17	16	33	5.5-23	1	0	2	0	3	1	0	0	0	0	0.0	0.0	0.0	
2025-26	ND	6	1	3	4	1.5-4	0	0	0	0	0	0	0	0	0	0	0.0	0.0	0.0	
TOTAL		48	29	24	53	7-27	1	0	2	0	3	1	0	0	0	0	0.0	0.0	0.0	

Single Game Highs

Statistic		Value	
Total Tackles		7	vs Navy 10/26/24
Total Sacks		1	vs Florida St. 11/09/24, vs Georgia 01/02/25
Total Tackles For Loss		2.5	vs Georgia 01/02/25
Total Interceptions		1	vs Miami (OH) 09/21/24



#43 KAHANU KIA  
LB • 6-2 • 230 lbs • Sophomore  
Kaneohe, HI • Punahou

Rushing and Passing

			Rushing						Passing							
SEASON	TEAM	gp	att	yds	td	lg	avg/c	avg/g	comp-att-int	yds	td	lg	pct	avg/p	avg/g	effc
2021-22	ND	8	0	0	0	0	0.0	0.0	0-0-0	0	0	0	0.0	0.0	0.0	0.0
2025-26	ND	6	0	0	0	0	0.0	0.0	0-0-0	0	0	0	0.0	0.0	0.0	0.0
TOTAL		14	0	0	0	0	0.0	0.0	0-0-0	0	0	0	0.0	0.0	0.0	0.0

Scoring and Total Offense

			Scoring									Total Offense				
SEASON	TEAM	gp	td	rush	rcv	ret	pat	2pat	fg	total	avg/g	rush	pass	total	avg/g	
2021-22	ND	8	0	0	0	0	0	0	0	0	0.0	0	0	0	0.0	
2025-26	ND	6	0	0	0	0	0	0	0	0	0.0	0	0	0	0.0	
TOTAL		14	0	0	0	0	0	0	0	0	0.0	0	0	0	0.0	

Punting and All Purpose

			Punting				All Purpose						
SEASON	TEAM	gp	no.	yds	lg	avg/g	rush	rcv	pr	kr	lr	total	avg/g
2021-22	ND	8	0	0	0	0.0	0	0	0	0	0	0	0.0
2025-26	ND	6	0	0	0	0.0	0	0	0	0	0	0	0.0
TOTAL		14	0	0	0	0.0	0	0	0	0	0	0	0.0

Tackles

			Tackles									Interceptions		Receptions						
SEASON	TEAM	GP	ua	a	total	ff	pbu	ff	fr	bik	sacks		int	rec	yds	td	lg	rec/g	yds/r	yds/g
2021-22	ND	8	4	3	7	0-0	0	0	0	0	0		0	0	0	0	0	0.0	0.0	0.0
2025-26	ND	6	1	2	3	0-0	0	0	0	0	0		0	0	0	0	0	0.0	0.0	0.0
TOTAL		14	5	5	10	0-0	0	0	0	0	0		0	0	0	0	0	0.0	0.0	0.0

Single Game Highs

Statistic		Value	
Total Tackles		4	vs Navy 11/06/21



#45 K0'O KIA  
LB • 6-2 • 220 lbs • Freshman  
Kaneohe, HI • Punahou

PREP AND PERSONAL

- A three-star LB by On3, 247Sports, ESPN, and Rivals
- The second ranked recruit in the state of Hawaii and 33rd overall LB by On3
- The seventh ranked recruit in the state and 72nd overall LB by 247Sports
- Seventh ranked recruit in Hawaii and 51st overall LB by ESPN
- The fifth ranked recruit in the state and 38th ranked LB overall by Rivals
- 2025 Polynesian Bowl
- 2025 US Army Bowl
- Butkus Award Nominee
- Had 98 tackles, 17 tackles for loss, and three forced fumbles as a senior
- Credited with 29 tackles – including four tackles for loss – and a forced fumble in nine games in 2022



**#46 JERRY RULLO**  
LB • 6-0 • 225 lbs • Senior  
Havertown, PA • Penn Charter

Rushing and Passing

			Rushing							Passing						
SEASON	TEAM	gp	att	yds	td	lg	avg/c	avg/g	comp-att-int	yds	td	lg	pct	avg/p	avg/g	effic
2024-25	ND	2	0	0	0	0	0.0	0.0	0-0-0	0	0	0	0.0	0.0	0.0	0.0
TOTAL		2	0	0	0	0	0.0	0.0	0-0-0	0	0	0	0.0	0.0	0.0	0.0

Scoring and Total Offense

SEASON	TEAM	gp	Scoring							Total Offense						
			td	rush	rcv	ret	pat	2pat	fg	total	avg/g	rush	pass	total	avg/g	
2024-25	ND	2	0	0	0	0	0	0	0	0	0.0	0	0	0	0.0	
TOTAL		2	0	0	0	0	0	0	0	0	0.0	0	0	0	0.0	

Punting and All Purpose

SEASON	TEAM	gp	Punting				All Purpose									
			no.	yds	lg	avg/g	rush	rcv	pr	kr	lr	total	avg/g			
2024-25	ND	2	0	0	0	0.0	0	0	0	0	0	0	0.0			
TOTAL		2	0	0	0	0.0	0	0	0	0	0	0	0.0			

Tackles

Tackles											Interceptions		Receptions						
SEASON	TEAM	GP	ua	a	total	tfl	pbu	ff	fr	blk	sacks	int	rec	yds	td	lg	rec/g	yds/r	yds/g
2024-25	ND	2	0	0	0	0-0	0	0	0	0	0	0	0	0	0	0	0.0	0.0	0.0
TOTAL		2	0	0	0	0-0	0	0	0	0	0	0	0	0	0	0	0.0	0.0	0.0



**#48 MICKEY BROWN**  
CB • 5-9 • 177 lbs • Senior  
Southampton, NY • St. Anthony's

Rushing and Passing

			Rushing						Passing							
SEASON	TEAM	gp	att	yds	td	lg	avg/c	avg/g	comp-att-int	yds	td	lg	pct	avg/p	avg/g	effic
2024-25	ND	1	0	0	0	0	0.0	0.0	0-0-0	0	0	0	0.0	0.0	0.0	0.0
TOTAL		1	0	0	0	0	0.0	0.0	0-0-0	0	0	0	0.0	0.0	0.0	0.0

Scoring and Total Offense

SEASON	TEAM	gp	Scoring							Total Offense						
			td	rush	rcv	ret	pat	2pat	fg	total	avg/g	rush	pass	total	avg/g	
2024-25	ND	1	0	0	0	0	0	0	0	0	0.0	0	0	0	0.0	
TOTAL		1	0	0	0	0	0	0	0	0	0.0	0	0	0	0.0	

Punting and All Purpose

SEASON	TEAM	gp	Punting				All Purpose									
			no.	yds	lg	avg/g	rush	rcv	pr	kr	lr	total	avg/g			
2024-25	ND	1	0	0	0	0.0	0	0	0	0	0	0	0.0			
TOTAL		1	0	0	0	0.0	0	0	0	0	0	0	0.0			

Tackles

			Tackles								Interceptions	Receptions							
SEASON	TEAM	GP	ua	a	total	tfl	pbu	ff	fr	blk	sacks	int	rec	yds	td	lg	rec/g	yds/r	yds/g
2024-25	ND	1	0	0	0	0-0	0	0	0	0	0	0	0	0	0	0	0.0	0.0	0.0
TOTAL		1	0	0	0	0-0	0	0	0	0	0	0	0	0	0	0	0.0	0.0	0.0



**#47 JASON ONYE**  
DL • 6-5 • 302 lbs • Senior  
North Providence, RI • Bishop Hendricken

Rushing and Passing

SEASON	TEAM	gp	Rushing							Passing						
			att	yds	td	lg	avg/c	avg/g	comp-att-int	yds	td	lg	pct	avg/p	avg/g	effic
2022-23	ND	1	0	0	0	0	0.0	0.0	0-0-0	0	0	0	0.0	0.0	0.0	
2023-24	ND	13	0	0	0	0	0.0	0.0	0-0-0	0	0	0	0.0	0.0	0.0	
2024-25	ND	5	0	0	0	0	0.0	0.0	0-0-0	0	0	0	0.0	0.0	0.0	
2025-26	ND	6	0	0	0	0	0.0	0.0	0-0-0	0	0	0	0.0	0.0	0.0	
TOTAL		25	0	0	0	0	0.0	0.0	0-0-0	0	0	0	0.0	0.0	0.0	

Scoring and Total Offense

SEASON	TEAM	gp	Scoring							Total Offense						
			td	rush	rcv	ret	pat	2pat	fg	total	avg/g	rush	pass	total	avg/g	
2022-23	ND	1	0	0	0	0	0	0	0	0	0.0	0	0	0	0.0	
2023-24	ND	13	0	0	0	0	0	0	0	0	0.0	0	0	0	0.0	
2024-25	ND	5	0	0	0	0	0	0	0	0	0.0	0	0	0	0.0	
2025-26	ND	6	0	0	0	0	0	0	0	0	0.0	0	0	0	0.0	
TOTAL		25	0	0	0	0	0	0	0	0	0.0	0	0	0	0.0	

Punting and All Purpose

SEASON	TEAM	gp	Punting				All Purpose									
			no.	yds	lg	avg/g	rush	rcv	pr	kr	lr	total	avg/g			
2022-23	ND	1	0	0	0	0.0	0	0	0	0	0	0	0.0			
2023-24	ND	13	0	0	0	0.0	0	0	0	0	0	0	0.0			
2024-25	ND	5	0	0	0	0.0	0	0	0	0	0	0	0.0			
2025-26	ND	6	0	0	0	0.0	0	0	0	0	0	0	0.0			
TOTAL		25	0	0	0	0.0	0	0	0	0	0	0	0.0			

Tackles

			Tackles									Interceptions		Receptions					
SEASON	TEAM	GP	ua	a	total	tbl	pbu	ff	fr	blk	sacks	int	rec	yds	td	lg	rec/g	yds/r	yds/g
2022-23	ND	1	0	2	2	0-0	0	0	0	0	0	0	0	0	0	0	0.0	0.0	0.0
2023-24	ND	13	11	6	17	0.5-1	0	0	0	2	0.5	0	0	0	0	0	0.0	0.0	0.0
2024-25	ND	5	4	3	7	1.5-1.3	1	0	0	1	1.5	0	0	0	0	0	0.0	0.0	0.0
2025-26	ND	6	5	4	9	0-0	0	0	0	0	0	0	0	0	0	0	0.0	0.0	0.0
TOTAL		25	20	15	35	2-14	1	0	0	3	2	0	0	0	0	0	0.0	0.0	0.0

Single Game Highs

Statistic		Value	
Total Tackles		5	vs Tennessee St. 09/02/23
Total Sacks		1.5	at Purdue 09/14/24
Total Tackles For Loss		1.5	at Purdue 09/14/24



**#48 MARCELLO DIMEDE**  
K • 6-1 • 195 lbs • Junior  
Glen Ellyn, IL • Glenbard West

Rushing and Passing

SEASON	TEAM	gp	Rushing							Passing						
			att	yds	td	lg	avg/c	avg/g	comp-att-int	yds	td	lg	pct	avg/p	avg/g	effic
2023-24	ND	1	0	0	0	0	0.0	0.0	0-0-0	0	0	0	0.0	0.0	0.0	0.0
2024-25	ND	3	0	0	0	0	0.0	0.0	0-0-0	0	0	0	0.0	0.0	0.0	0.0
2025-26	ND	3	0	0	0	0	0.0	0.0	0-0-0	0	0	0	0.0	0.0	0.0	0.0
TOTAL		7	0	0	0	0	0.0	0.0	0-0-0	0	0	0	0.0	0.0	0.0	0.0

Scoring and Total Offense

SEASON	TEAM	gp	Scoring							Total Offense						
			td	rush	rcv	ret	pat	2pat	fg	total	avg/g	rush	pass	total	avg/g	
2023-24	ND	1	0	0	0	0	1	0	0	1	1.0	0	0	0	0.0	
2024-25	ND	3	0	0	0	0	1	0	0	1	0.3	0	0	0	0.0	
2025-26	ND	3	0	0	0	0	2	0	0	2	0.7	0	0	0	0.0	
TOTAL		7	0	0	0	0	4	0	0	4	0.6	0	0	0	0.0	

Punting and All Purpose

			Punting				All Purpose									
SEASON	TEAM	gp	no.	yds	lg	avg/g	rush	rcv	pr	kr	lr	total	avg/g			
2023-24	ND	1	0	0	0	0.0	0	0	0	0	0	0	0.0			
2024-25	ND	3	0	0	0	0.0	0	0	0	0	0	0	0.0			
2025-26	ND	3	0	0	0	0.0	0	0	0	0	0	0	0.0			
TOTAL		7	0	0	0	0.0	0	0	0	0	0	0	0.0			





CB • 5-10 • 187 lbs • Senior  
Beijing, China • Robert Louis Stevenson (CA)

- Played running back and saw time on kick return in high school
- Recorded five career touchdowns - three rushing, two receiving



OL • 6-4 • 307 lbs • Sophomore  
Mississauga, Ontario, Canada • St. James School

			Rushing					Passing								
SEASON	TEAM	gp	att	yds	td	lg	avg/c	avg/g	comp-att-Int	yds	td	lg	pct	avg/p	avg/g	effc
2023-24	ND	1	0	0	0	0	0.0	0.0	0-0-0	0	0	0	0.0	0.0	0.0	0.0
2024-25	ND	2	0	0	0	0	0.0	0.0	0-0-0	0	0	0	0.0	0.0	0.0	0.0
TOTAL		3	0	0	0	0	0.0	0.0	0-0-0	0	0	0	0.0	0.0	0.0	0.0

			Scoring							Total Offense					
SEASON	TEAM	gp	td	rush	rcv	ret	pat	2pat	fg	total	avg/g	rush	pass	total	avg/g
2023-24	ND	1	0	0	0	0	0	0	0	0	0.0	0	0	0	0.0
2024-25	ND	2	0	0	0	0	0	0	0	0	0.0	0	0	0	0.0
TOTAL		3	0	0	0	0	0	0	0	0	0.0	0	0	0	0.0

			Punting				All Purpose						
SEASON	TEAM	gp	no.	yds	lg	avg/g	rush	rcv	pr	kr	lr	total	avg/g
2023-24	ND	1	0	0	0	0.0	0	0	0	0	0	0	0.0
2024-25	ND	2	0	0	0	0.0	0	0	0	0	0	0	0.0
TOTAL		3	0	0	0	0.0	0	0	0	0	0	0	0.0

		Tackles								Interceptions	Receptions								
SEASON	TEAM	GP	ua	a	total	tff	pbu	ff	fr	bik	sacks	int	rec	yds	td	lg	rec/g	yds/r	yds/g
2023-24	ND	1	1	0	1	0-0	0	0	0	0	0	0	0	0	0	0	0.0	0.0	0.0
2024-25	ND	2	1	0	1	0-0	0	0	0	0	0	0	0	0	0	0	0.0	0.0	0.0
<b>TOTAL</b>		<b>3</b>	<b>2</b>	<b>0</b>	<b>2</b>	<b>0-0</b>	<b>0</b>	<b>0</b>	<b>0</b>	<b>0</b>	<b>0</b>	<b>0</b>	<b>0</b>	<b>0</b>	<b>0</b>	<b>0</b>	<b>0.0</b>	<b>0.0</b>	<b>0.0</b>

Statistic	Value	
Total Tackles	1	vs Wake Forest 11/18/23, vs Virginia 11/16/24



LS • 6-4 • 225 lbs • Junior  
Louisville, KY • St. Xavier

			Rushing					Passing								
SEASON	TEAM	gp	att	yds	td	lg	avg/c	avg/g	comp-att-int	yds	td	lg	pct	avg/p	avg/g	effic
2023-24	ND	1	0	0	0	0	0.0	0.0	0-0-0	0	0	0	0.0	0.0	0.0	0.0
2023-25	ND	7	0	0	0	0	0.0	0.0	0-0-0	0	0	0	0.0	0.0	0.0	0.0
TOTAL		8	0	0	0	0	0.0	0.0	0-0-0	0	0	0	0.0	0.0	0.0	0.0

			Scoring							Total Offense					
SEASON	TEAM	gp	td	rush	rcv	ret	pat	2pat	fg	total	avg/g	rush	pass	total	avg/g
2023-24	ND	1	0	0	0	0	0	0	0	0	0.0	0	0	0	0.0
2024-25	ND	7	0	0	0	0	0	0	0	0	0.0	0	0	0	0.0
TOTAL		8	0	0	0	0	0	0	0	0	0.0	0	0	0	0.0

		Punting					All Purpose						
SEASON	TEAM	gp	no.	yds	lg	avg/g	rush	rcv	pr	kr	lr	total	avg/g
2023-24	ND	1	0	0	0	0.0	0	0	0	0	0	0	0.0
2024-25	ND	7	0	0	0	0.0	0	0	0	0	0	0	0.0
TOTAL		8	0	0	0	0.0	0	0	0	0	0	0	0.0

Tackles							Interceptions		Receptions										
SEASON	TEAM	GP	ua	a	total	tff	pbu	fr	fr	blk	sacks	int	rec	yds	td	lg	rec/g	yds/r	yds/g
2023-24	ND	1	0	0	0	0-0	0	0	0	0	0	0	0	0	0	0	0.0	0.0	0.0
2024-25	ND	7	1	1	2	0-0	0	0	0	0	0	0	0	0	0	0	0.0	0.0	0.0
<b>TOTAL</b>		<b>8</b>	<b>1</b>	<b>1</b>	<b>2</b>	<b>0-0</b>	<b>0</b>	<b>0</b>	<b>0</b>	<b>0</b>	<b>0</b>	<b>0</b>	<b>0</b>	<b>0</b>	<b>0</b>	<b>0</b>	<b>0.0</b>	<b>0.0</b>	<b>0.0</b>

Statistic	Value	
Total Tackles	2	at Texas A&M 08/31/24



OL • 6-4 • 300 lbs • Sophomore  
Roswell, GA • Roswell

			Rushing					Passing								
SEASON	TEAM	gp	att	yds	td	lg	avg/c	avg/g	comp-att-Int	yds	td	lg	pct	avg/p	avg/g	eff
2024-25	ND	15	0	0	0	0	0.0	0.0	0-0-0	0	0	0	0.0	0.0	0.0	0.0
2025-26	ND	6	0	0	0	0	0.0	0.0	0-0-0	0	0	0	0.0	0.0	0.0	0.0
TOTAL		21	0	0	0	0	0.0	0.0	0-0-0	0	0	0	0.0	0.0	0.0	0.0

			Scoring							Total Offense					
SEASON	TEAM	gp	td	rush	rcv	ret	pat	2pat	fg	total	avg/g	rush	pass	total	avg/g
2024-25	ND	15	0	0	0	0	0	0	0	0	0.0	0	0	0	0.0
2025-26	ND	6	0	0	0	0	0	0	0	0	0.0	0	0	0	0.0
TOTAL		21	0	0	0	0	0	0	0	0	0.0	0	0	0	0.0

[illegible]

			Tackles								Interceptions	Receptions						
SEASON	TEAM	GP	ua	a	total	tff	pbu	fr	bik	sacks	int	rec	yds	td	lg	rec/g	yds/r	yds/g
2024-25	ND	15	0	0	0	0-0	0	0	0	0	0	0	0	0	0	0.0	0.0	0.0
2025-26	ND	6	0	0	0	0-0	0	0	0	0	0	0	0	0	0	0.0	0.0	0.0
<b>TOTAL</b>		<b>21</b>	<b>0</b>	<b>0</b>	<b>0</b>	<b>0-0</b>	<b>0</b>	<b>0</b>	<b>0</b>	<b>0</b>	<b>0</b>	<b>0</b>	<b>0</b>	<b>0</b>	<b>0</b>	<b>0.0</b>	<b>0.0</b>	<b>0.0</b>



## #55 CHRIS TEREK

OL • 6-6 • 322 lbs • Sophomore  
Glen Ellyn, IL • Glenbard West

## Rushing and Passing

SEASON	TEAM	gp	Rushing						Passing							
			att	yds	td	lg	avg/c	avg/g	comp-att-int	yds	td	lg	pct	avg/p	avg/g	effic
2024-25	ND	14	0	0	0	0	0.0	0.0	0-0-0	0	0	0	0.0	0.0	0.0	0.0
2025-26	ND	6	0	0	0	0	0.0	0.0	0-0-0	0	0	0	0.0	0.0	0.0	0.0
TOTAL		20	0	0	0	0	0.0	0.0	0-0-0	0	0	0	0.0	0.0	0.0	0.0

## Scoring and Total Offense

SEASON	TEAM	gp	Scoring								Total Offense					
			td	rush	rcv	ret	pat	2pat	fg	total	avg/g	rush	pass	total	avg/g	
2024-25	ND	14	0	0	0	0	0	0	0	0	0.0	0	0	0	0	0.0
2025-26	ND	6	0	0	0	0	0	0	0	0	0.0	0	0	0	0	0.0
TOTAL		20	0	0	0	0	0	0	0	0	0.0	0	0	0	0	0.0

## Punting and All Purpose

SEASON	TEAM	gp	Punting				All Purpose							
			no.	yds	lg	avg/g	rush	rcv	pr	kr	lr	total	avg/g	
2024-25	ND	14	0	0	0	0.0	0	0	0	0	0	0	0.0	
2025-26	ND	6	0	0	0	0.0	0	0	0	0	0	0	0.0	
TOTAL		20	0	0	0	0.0	0	0	0	0	0	0	0.0	

## Tackles

Tackles											Interceptions		Receptions						
SEASON	TEAM	GP	ua	a	total	tfl	pbu	ff	fr	blk	sacks	int	rec	yds	td	lg	rec/g	yds/r	yds/g
2024-25	ND	14	0	0	0	0-0	0	0	0	0	0	0	0	0	0	0	0.0	0.0	0.0
2025-26	ND	6	0	0	0	0-0	0	0	0	0	0	0	0	0	0	0	0.0	0.0	0.0
TOTAL		20	0	0	0	0-0	0	0	0	0	0	0	0	0	0	0	0.0	0.0	0.0



## #56 CHARLES JAGUSAH

OL • 6-7 • 333 lbs • Sophomore  
Rock Island, IL • Alleman

## Rushing and Passing

SEASON	TEAM	gp	Rushing						Passing							
			att	yds	td	lg	avg/c	avg/g	comp-att-int	yds	td	lg	pct	avg/p	avg/g	effic
2023-24	ND	2	0	0	0	0	0.0	0.0	0-0-0	0	0	0	0.0	0.0	0.0	0.0
2024-25	ND	3	0	0	0	0	0.0	0.0	0-0-0	0	0	0	0.0	0.0	0.0	0.0
TOTAL		5	0	0	0	0	0.0	0.0	0-0-0	0	0	0	0.0	0.0	0.0	0.0

## Scoring and Total Offense

SEASON	TEAM	gp	Scoring								Total Offense					
			td	rush	rcv	ret	pat	2pat	fg	total	avg/g	rush	pass	total	avg/g	
2023-24	ND	2	0	0	0	0	0	0	0	0	0.0	0	0	0	0	0.0
2024-25	ND	3	0	0	0	0	0	0	0	0	0.0	0	0	0	0	0.0
TOTAL		5	0	0	0	0	0	0	0	0	0.0	0	0	0	0	0.0

## Punting and All Purpose

SEASON	TEAM	gp	Punting				All Purpose							
			no.	yds	lg	avg/g	rush	rcv	pr	kr	lr	total	avg/g	
2023-24	ND	2	0	0	0	0.0	0	0	0	0	0	0	0.0	
2024-25	ND	3	0	0	0	0.0	0	0	0	0	0	0	0.0	
TOTAL		5	0	0	0	0.0	0	0	0	0	0	0	0.0	

## Tackles

Tackles											Interceptions		Receptions						
SEASON	TEAM	GP	ua	a	total	tff	pbu	ff	fr	blk	sacks	int	rec	yds	td	lg	rec/g	yds/r	yds/g
2023-24	ND	2	0	0	0	0-0	0	0	0	0	0	0	0	0	0	0	0.0	0.0	0.0
2024-25	ND	3	0	0	0	0-0	0	0	0	0	0	0	0	0	0	0	0.0	0.0	0.0
TOTAL		5	0	0	0	0-0	0	0	0	0	0	0	0	0	0	0	0.0	0.0	0.0



## #56 ELIJAH HUGHES

DL • 6-3 • 300 lbs • Junior  
Arlington, VA • Washington-Liberty/USC

## Rushing and Passing

SEASON	TEAM	gp	Rushing						Passing							
			att	yds	td	lg	avg/c	avg/g	comp-att-int	yds	td	lg	pct	avg/p	avg/g	effic
2023-24	USC	8	0	0	0	0	0.0	0.0	0-0-0	0	0	0	0.0	0.0	0.0	0.0
2024-25	USC	7	0	0	0	0	0.0	0.0	0-0-0	0	0	0	0.0	0.0	0.0	0.0
2025-26	ND	6	0	0	0	0	0.0	0.0	0-0-0	0	0	0	0.0	0.0	0.0	0.0
TOTAL FOR ND		6	0	0	0	0	0.0	0.0	0-0-0	0	0	0	0.0	0.0	0.0	0.0
TOTAL		21	0	0	0	0	0.0	0.0	0-0-0	0	0	0	0.0	0.0	0.0	0.0

## Scoring and Total Offense

SEASON	TEAM	gp	Scoring								Total Offense					
			td	rush	rcv	ret	pat	2pat	fg	total	avg/g	rush	pass	total	avg/g	
2023-24	USC	8	0	0	0	0	0	0	0	0	0.0	0	0	0	0	0.0
2024-25	USC	7	0	0	0	0	0	0	0	0	0.0	0	0	0	0	0.0
2025-26	ND	6	0	0	0	0	0	0	0	0	0.0	0	0	0	0	0.0
TOTAL FOR ND		6	0	0	0	0	0	0	0	0	0.0	0	0	0	0	0.0
TOTAL		21	0	0	0	0	0	0	0	0	0.0	0	0	0	0	0.0

## Punting and All Purpose

SEASON	TEAM	gp	Punting				All Purpose							
			no.	yds	lg	avg/g	rush	rcv	pr	kr	lr	total	avg/g	
2023-24	USC	8	0	0	0	0.0	0	0	0	0	0	0	0.0	
2024-25	USC	7	0	0	0	0.0	0	0	0	0	0	0	0.0	
2025-26	ND	6	0	0	0	0.0	0	0	0	0	0	0	0.0	
TOTAL FOR ND		6	0	0	0	0.0	0	0	0	0	0	0	0.0	
TOTAL		21	0	0	0	0.0	0	0	0	0	0	0	0.0	

## Tackles

		Tackles										Interceptions		Receptions					
SEASON	TEAM	GP	ua	a	total	ttl	pbu	ff	fr	blk	sacks	int	rec	yds	td	lg	rec/g	yds/r	yds/g
2023-24	USC	8	3	3	6	1.5-4	0	0	0	0	0.5	0	0	0	0	0.0	0.0	0.0	0.0
2024-25	USC	7	4	2	6	1-5	0	0	0	0	1	0	0	0	0	0.0	0.0	0.0	0.0
2025-26	ND	6	6	5	11	2-5	0	0	0	0	1	0	0	0	0	0.0	0.0	0.0	0.0
TOTAL FOR ND		6	6	5	11	2-5	0	0	0	0	1	0	0	0	0	0.0	0.0	0.0	0.0
TOTAL		21	13	10	23	4.5-14	0	0	0	0	2.5	0	0	0	0	0.0	0.0	0.0	0.0

## Single Game Highs

Statistic	Value	
Total Tackles	4	vs Purdue 09/20/25
Total Sacks	1	vs Nebraska 11/16/24, vs NC State 10/11/25
Total Tackles For Loss	1	4 times



## #57 CAM HERRON

OL • 6-2 • 285 lbs • Freshman  
Indianapolis, IN • Warren Central

## PREP AND PERSONAL

- A four-star IOL by On3 and 247 Sports
- A three-star IOL by ESPN and Rivals
- The sixth-ranked player in Indiana, 19th ranked IOL, and 273rd overall recruit by On3
- The sixth-ranked player in the state, 15th ranked IOL, and 240th overall recruit by 247Sports
- The eighth-ranked player in Indiana and 19th ranked IOL by ESPN
- 36th ranked IOL by Rivals
- Two-time All-MIC selection
- First Team All-Marion County
- Named All-State as a junior
- Member of varsity wrestling team



#58 MATTY AUGUSTINE

OL • 6-7 • 310 lbs • Freshman

Greenwich, CT • Brunswick School

Rushing and Passing

		Rushing							Passing							
SEASON	TEAM	gp	att	yds	td	lg	avg/c	avg/g	comp-att-int	yds	td	lg	pct	avg/p	avg/g	effic
2023-26	ND	2	0	0	0	0	0.0	0.0	0-0-0	0	0	0	0.0	0.0	0.0	0.0
TOTAL		2	0	0	0	0	0.0	0.0	0-0-0	0	0	0	0.0	0.0	0.0	0.0

Scoring and Total Offense

			Scoring									Total Offense			
SEASON	TEAM	gp	td	rush	rcv	ret	pat	2pat	fg	total	avg/g	rush	pass	total	avg/g
2025-26	ND	2	0	0	0	0	0	0	0	0	0.0	0	0	0	0.0
TOTAL		2	0	0	0	0	0	0	0	0	0.0	0	0	0	0.0

Punting and All Purpose

			Punting				All Purpose						
SEASON	TEAM	gp	no.	yds	lg	avg/g	rush	rcv	pr	kr	lr	total	avg/g
2023-26	ND	2	0	0	0	0.0	0	0	0	0	0	0	0.0
TOTAL		2	0	0	0	0.0	0	0	0	0	0	0	0.0

Tackles

Tackles											Interceptions		Receptions						
SEASON	TEAM	GP	ua	a	total	tfl	pbu	ff	fr	blk	sacks	int	rec	yds	td	lg	rec/g	yds/r	yds/g
2025-26	ND	2	0	0	0	0-0	0	0	0	0	0	0	0	0	0	0	0.0	0.0	0.0
TOTAL		2	0	0	0	0-0	0	0	0	0	0	0	0	0	0	0	0.0	0.0	0.0



#59 SEAN SEVILLANO JR.

DL • 6-2 • 340 lbs • Freshman

Clearwater, FL • Clearwater Academy International

Rushing and Passing

			Rushing						Passing							
SEASON	TEAM	gp	att	yds	td	lg	avg/c	avg/g	comp-att-int	yds	td	lg	pct	avg/p	avg/g	eff
2024-25	ND	3	0	0	0	0	0.0	0.0	0-0-0	0	0	0	0.0	0.0	0.0	0.0
2025-26	ND	2	0	0	0	0	0.0	0.0	0-0-0	0	0	0	0.0	0.0	0.0	0.0
TOTAL		5	0	0	0	0	0.0	0.0	0-0-0	0	0	0	0.0	0.0	0.0	0.0

Scoring and Total Offense

		Scoring									Total Offense				
SEASON	TEAM	gp	td	rush	rcv	ret	pat	2pat	fg	total	avg/g	rush	pass	total	avg/g
2024-25	ND	3	0	0	0	0	0	0	0	0	0.0	0	0	0	0.0
2025-26	ND	2	0	0	0	0	0	0	0	0	0.0	0	0	0	0.0
TOTAL		5	0	0	0	0	0	0	0	0	0.0	0	0	0	0.0

Punting and All Purpose

			Punting				All Purpose							
SEASON	TEAM	gp	no.	yds	lg	avg/g	rush	rcv	pr	kr	lr	total	avg/g	
2024-25	ND	3	0	0	0	0.0	0	0	0	0	0	0	0.0	
2025-26	ND	2	0	0	0	0.0	0	0	0	0	0	0	0.0	
TOTAL		5	0	0	0	0.0	0	0	0	0	0	0	0.0	

Tackles

			Tackles								Interceptions	Receptions								
SEASON	TEAM	GP	ua	a	total	tfl	pbu	ff	fr	blk	sacks		int	rec	yds	td	lg	rec/g	yds/r	yds/g
2024-25	ND	3	4	0	4	0-0	0	0	0	0	0		0	0	0	0	0	0.0	0.0	0.0
2025-26	ND	2	1	0	1	0-0	0	0	0	0	0		0	0	0	0	0	0.0	0.0	0.0
TOTAL		5	5	0	5	0-0	0	0	0	0	0		0	0	0	0	0	0.0	0.0	0.0

Single Game Highs

Statistic	Value	
Total Tackles	3	vs Army West Point 11/23/24



#59 AAMIL WAGNER

OL • 6-6 • 300 lbs • Junior

Yellow Springs, OH • Wayne

Rushing and Passing

			Rushing						Passing							
SEASON	TEAM	gp	att	yds	td	lg	avg/c	avg/g	comp-att-int	yds	td	lg	pct	avg/p	avg/g	eff
2023-24	ND	7	0	0	0	0	0.0	0.0	0-0-0	0	0	0	0.0	0.0	0.0	0.0
2024-25	ND	16	0	0	0	0	0.0	0.0	0-0-0	0	0	0	0.0	0.0	0.0	0.0
2025-26	ND	6	0	0	0	0	0.0	0.0	0-0-0	0	0	0	0.0	0.0	0.0	0.0
TOTAL		29	0	0	0	0	0.0	0.0	0-0-0	0	0	0	0.0	0.0	0.0	0.0

Scoring and Total Offense

			Scoring								Total Offense				
SEASON	TEAM	gp	td	rush	rcv	ret	pat	2pat	fg	total	avg/g	rush	pass	total	avg/g
2023-24	ND	7	0	0	0	0	0	0	0	0	0.0	0	0	0	0.0
2024-25	ND	16	0	0	0	0	0	0	0	0	0.0	0	0	0	0.0
2025-26	ND	6	0	0	0	0	0	0	0	0	0.0	0	0	0	0.0
TOTAL		29	0	0	0	0	0	0	0	0	0.0	0	0	0	0.0

Punting and All Purpose

			Punting				All Purpose						
SEASON	TEAM	gp	no.	yds	lg	avg/g	rush	rcv	pr	kr	lr	total	avg/g
2023-24	ND	7	0	0	0	0.0		0	0	0	0	0	0.0
2024-25	ND	16	0	0	0	0.0		0	0	0	0	0	0.0
2025-26	ND	6	0	0	0	0.0		0	0	0	0	0	0.0
TOTAL		29	0	0	0	0.0		0	0	0	0	0	0.0

Tackles

			Tackles								Interceptions		Receptions						
SEASON	TEAM	GP	ua	a	total	tfl	pbu	ff	fr	blk	sacks	int	rec	yds	td	lg	rec/g	yds/r	yds/g
2023-24	ND	7	0	0	0	0-0	0	0	0	0	0	0	0	0	0	0	0.0	0.0	0.0
2024-25	ND	16	0	0	0	0-0	0	0	0	0	0	0	0	0	0	0	0.0	0.0	0.0
2025-26	ND	6	0	0	0	0-0	0	0	0	0	0	0	0	0	0	0	0.0	0.0	0.0
TOTAL		29	0	0	0	0-0	0	0	0	0	0	0	0	0	0	0	0.0	0.0	0.0



#60 MAX ANDERSON

OL • 6-3 • 303 lbs • Sophomore

St. Paul, MN • St. Thomas Academy

Rushing and Passing

			Rushing						Passing							
SEASON	TEAM	gp	att	yds	td	lg	avg/c	avg/g	comp-att-int	yds	td	lg	pct	avg/p	avg/g	effic
2025-26	ND	1	0	0	0	0	0.0	0.0	0-0-0	0	0	0	0.0	0.0	0.0	0.0
TOTAL		1	0	0	0	0	0.0	0.0	0-0-0	0	0	0	0.0	0.0	0.0	0.0

Scoring and Total Offense

			Scoring									Total Offense			
SEASON	TEAM	gp	td	rush	rcv	ret	pat	2pat	fg	total	avg/g	rush	pass	total	avg/g
2025-26	ND	1	0	0	0	0	0	0	0	0	0.0	0	0	0	0.0
TOTAL		1	0	0	0	0	0	0	0	0	0.0	0	0	0	0.0

Punting and All Purpose

			Punting				All Purpose						
SEASON	TEAM	gp	no.	yds	lg	avg/g	rush	rcv	pr	kr	lr	total	avg/g
2025-26	ND	1	0	0	0	0.0	0	0	0	0	0	0	0.0
TOTAL		1	0	0	0	0.0	0	0	0	0	0	0	0.0

Tackles

			Tackles								Interceptions	Receptions							
SEASON	TEAM	GP	ua	a	total	tfl	pbu	ff	fr	blk	sacks	int	rec	yds	td	lg	rec/g	yds/r	yds/g
2025-26	ND	1	0	0	0	0-0	0	0	0	0	0	0	0	0	0	0	0.0	0.0	0.0
TOTAL		1	0	0	0	0-0	0	0	0	0	0	0	0	0	0	0	0.0	0.0	0.0



**#60 DAVION DIXON**  
DL • 6-2 • 324 lbs • Freshman  
Homestead, FL • Miami Palmetto

**PREP AND PERSONAL**

- A four-star DL by Rivals
- A three-star DL by On3, 247Sports, and ESPN
- 162nd ranked recruit in the state of Florida and 133rd overall DL by On3
- 113th ranked recruit in the state and 105th overall DL by 247Sports
- 135th ranked recruit in Florida and 77th overall DL by ESPN
- The 54th ranked recruit in the state and 24th ranked DL overall by Rivals
- Five-year varsity football starter
- Nominated for the Warren Henry Automotive Group South Florida Player of the Year Award
- Member of Team USA Under 20 National Team and competed internationally
- Four-time All-Dade County selection
- Three-time First Team All-Defense honoree
- MaxPreps Freshman All-American
- FBU Freshman All-American
- Completed over 100 hours of community service
- Had 297 tackles, 109 tackles for loss, 40 sacks, 73 quarterback hurries, 11 forced fumbles, six pass breakups, two fumble recoveries, two blocked field goals, and one safety over high school career
- Member of varsity wrestling and track & field teams



**#61 ROBBIE WOLLAN**  
OL • 6-4 • 289 lbs • Sophomore  
St. Paul, MN • St. Thomas Academy

**Rushing and Passing**

Rushing								Passing								
SEASON	TEAM	gp	att	yds	td	lg	avg/c	avg/g	comp-att-int	yds	td	lg	pct	avg/p	avg/g	eff
2024-25	ND	1	0	0	0	0	0.0	0.0	0-0-0	0	0	0	0.0	0.0	0.0	0.0
2025-26	ND	1	0	0	0	0	0.0	0.0	0-0-0	0	0	0	0.0	0.0	0.0	0.0
TOTAL		2	0	0	0	0	0.0	0.0	0-0-0	0	0	0	0.0	0.0	0.0	0.0

**Scoring and Total Offense**

Scoring											Total Offense				
SEASON	TEAM	gp	td	rush	rcv	ret	pat	2pat	fg	total	avg/g	rush	pass	total	avg/g
2024-25	ND	1	0	0	0	0	0	0	0	0	0.0	0	0	0	0.0
2025-26	ND	1	0	0	0	0	0	0	0	0	0.0	0	0	0	0.0
TOTAL		2	0	0	0	0	0	0	0	0	0.0	0	0	0	0.0

**Punting and All Purpose**

SEASON	TEAM	gp	Punting				All Purpose							
			no.	yds	lg	avg/g	rush	rcv	pr	kr	lr	total	avg/g	
2024-25	ND	1	0	0	0	0.0	0	0	0	0	0	0	0.0	
2025-26	ND	1	0	0	0	0.0	0	0	0	0	0	0	0.0	
<b>TOTAL</b>		<b>2</b>	<b>0</b>	<b>0</b>	<b>0</b>	<b>0.0</b>	<b>0</b>	<b>0</b>	<b>0</b>	<b>0</b>	<b>0</b>	<b>0</b>	<b>0.0</b>	

**Tackles**

Tackles											Interceptions		Receptions						
SEASON	TEAM	GP	ua	a	total	tfl	pbu	ff	fr	blk	sacks	int	rec	yds	td	lg	rec/g	yds/r	yds/g
2024-25	ND	1	0	0	0	0-0	0	0	0	0	0	0	0	0	0	0	0.0	0.0	0.0
2025-26	ND	1	0	0	0	0-0	0	0	0	0	0	0	0	0	0	0	0.0	0.0	0.0
TOTAL		2	0	0	0	0-0	0	0	0	0	0	0	0	0	0	0	0.0	0.0	0.0



**#64 JOE OTTING**  
OL • 6-4 • 308 lbs • Sophomore  
Topeka, KS • Hayden

**Rushing and Passing**

SEASON	TEAM	gp	Rushing						Passing							
			att	yds	td	lg	avg/c	avg/g	comp-att-int	yds	td	lg	pct	avg/p	avg/g	effic
2024-25	ND	7	0	0	0	0	0.0	0.0	0-0-0	0	0	0	0.0	0.0	0.0	0.0
2025-26	ND	3	0	0	0	0	0.0	0.0	0-0-0	0	0	0	0.0	0.0	0.0	0.0
TOTAL		10	0	0	0	0	0.0	0.0	0-0-0	0	0	0	0.0	0.0	0.0	0.0

**Scoring and Total Offense**

Scoring											Total Offense				
SEASON	TEAM	gp	td	rush	rcv	ret	pat	2pat	fg	total	avg/g	rush	pass	total	avg/g
2024-25	ND	7	0	0	0	0	0	0	0	0	0.0	0	0	0	0.0
2025-26	ND	3	0	0	0	0	0	0	0	0	0.0	0	0	0	0.0
TOTAL		10	0	0	0	0	0	0	0	0	0.0	0	0	0	0.0

**Punting and All Purpose**

SEASON	TEAM	gp	Punting				All Purpose							
			no.	yds	lg	avg/g	rush	rcv	pr	kr	lr	total	avg/g	
2024-25	ND	7	0	0	0	0.0	0	0	0	0	0	0	0.0	
2025-26	ND	3	0	0	0	0.0	0	0	0	0	0	0	0.0	
<b>TOTAL</b>		<b>10</b>	<b>0</b>	<b>0</b>	<b>0</b>	<b>0.0</b>	<b>0</b>	<b>0</b>	<b>0</b>	<b>0</b>	<b>0</b>	<b>0</b>	<b>0.0</b>	

**Tackles**

Tackles											Interceptions		Receptions						
SEASON	TEAM	GP	ua	a	total	tff	pbu	ff	fr	blk	sacks	int	rec	yds	td	lg	rec/g	yds/r	yds/g
2024-25	ND	7	0	0	0	0-0	0	0	0	0	0	0	0	0	0	0	0.0	0.0	0.0
2025-26	ND	3	0	0	0	0-0	0	0	0	0	0	0	0	0	0	0	0.0	0.0	0.0
TOTAL		10	0	0	0	0-0	0	0	0	0	0	0	0	0	0	0	0.0	0.0	0.0



**#65 WILL BLACK**  
OL • 6-7 • 307 lbs • Freshman  
London, Ontario, Canada • Choate Rosemary Hall (CT)

**PREP AND PERSONAL**

- 2025 Navy All-American
- A five star offensive tackle by On3 and Rivals
- A four star recruit by 247Sports and ESPN
- The top ranked OT in the state of Connecticut and the nation, second ranked overall recruit in the nation by On3
- The top ranked recruit in Connecticut, tenth ranked OT and 70th ranked overall recruit by 247Sports
- The top ranked recruit in the state, 13th ranked OT and 98th ranked overall recruit by ESPN
- The top ranked recruit in Connecticut, fourth ranked OT and 19th ranked overall recruit by Rivals
- Honor Roll
- 2024 All-NEPSAC
- Most Valuable Player among linemen on high school team
- Founders League and NEPSAC Linemen of the Year
- Two-time NEPSAC Champion
- Named Athlete of the Year
- 2022 Provincial Football Champions



#70 ASHTON CRAIG

OL • 6-5 • 310 lbs • Junior

Lawrenceburg, IN • Lawrenceburg

Rushing and Passing

SEASON	TEAM	gp	Rushing						Passing							
			att	yds	td	lg	avg/c	avg/g	comp-att-int	yds	td	lg	pct	avg/p	avg/g	effic
2023-24	ND	8	0	0	0	0	0.0	0.0	0-0-0	0	0	0	0.0	0.0	0.0	0.0
2024-25	ND	3	0	0	0	0	0.0	0.0	0-0-0	0	0	0	0.0	0.0	0.0	0.0
2025-26	ND	6	0	0	0	0	0.0	0.0	0-0-0	0	0	0	0.0	0.0	0.0	0.0
TOTAL		17	0	0	0	0	0.0	0.0	0-0-0	0	0	0	0.0	0.0	0.0	0.0

Scoring and Total Offense

SEASON	TEAM	gp	Scoring							Total Offense						
			td	rush	rcv	ret	pat	2pat	fg	total	avg/g	rush	pass	total	avg/g	
2023-24	ND	8	0	0	0	0	0	0	0	0	0.0	0	0	0	0	0.0
2024-25	ND	3	0	0	0	0	0	0	0	0	0.0	0	0	0	0	0.0
2025-26	ND	6	0	0	0	0	0	0	0	0	0.0	0	0	0	0	0.0
TOTAL		17	0	0	0	0	0	0	0	0	0.0	0	0	0	0	0.0

Punting and All Purpose

SEASON	TEAM	gp	Punting				All Purpose							
			no.	yds	lg	avg/g	rush	rcv	pr	kr	lr	total	avg/g	
2023-24	ND	8	0	0	0	0.0	0	0	0	0	0	0	0.0	
2024-25	ND	3	0	0	0	0.0	0	0	0	0	0	0	0.0	
2025-26	ND	6	0	0	0	0.0	0	0	0	0	0	0	0.0	
TOTAL		17	0	0	0	0.0	0	0	0	0	0	0	0.0	

Tackles

SEASON	TEAM	GP	Tackles							Interceptions		Receptions					
			ua	a	total	ttl	pbu	ff	fr	blk	sacks	int	rec	yds	td	lg	rec/g
2023-24	ND	8	0	0	0	0-0	0	0	0	0	0	0	0	0	0	0.0	0.0
2024-25	ND	3	1	0	1	0-0	0	0	0	0	0	0	0	0	0	0.0	0.0
2025-26	ND	6	0	0	0	0-0	0	0	0	0	0	0	0	0	0	0.0	0.0
TOTAL		17	1	0	1	0-0	0	0	0	0	0	0	0	0	0	0.0	0.0

Single Game Highs

		Statistic	Value	
		Total Tackles	1	vs NIU 09/07/24



#74 BILLY SCHRAUTH

OL • 6-4 • 310 lbs • Junior

Campbellsport, WI • Saint Mary's Springs

Rushing and Passing

SEASON	TEAM	gp	Rushing						Passing							
			att	yds	td	lg	avg/c	avg/g	comp-att-int	yds	td	lg	pct	avg/p	avg/g	effic
2023-24	ND	13	0	0	0	0	0.0	0.0	0-0-0	0	0	0	0.0	0.0	0.0	0.0
2024-25	ND	12	0	0	0	0	0.0	0.0	0-0-0	0	0	0	0.0	0.0	0.0	0.0
2025-26	ND	6	0	0	0	0	0.0	0.0	0-0-0	0	0	0	0.0	0.0	0.0	0.0
TOTAL		31	0	0	0	0	0.0	0.0	0-0-0	0	0	0	0.0	0.0	0.0	0.0

Scoring and Total Offense

SEASON	TEAM	gp	Scoring							Total Offense						
			td	rush	rcv	ret	pat	2pat	fg	total	avg/g	rush	pass	total	avg/g	
2023-24	ND	13	0	0	0	0	0	0	0	0	0.0	0	0	0	0	0.0
2024-25	ND	12	0	0	0	0	0	0	0	0	0.0	0	0	0	0	0.0
2025-26	ND	6	0	0	0	0	0	0	0	0	0.0	0	0	0	0	0.0
TOTAL		31	0	0	0	0	0	0	0	0	0.0	0	0	0	0	0.0

Punting and All Purpose

SEASON	TEAM	gp	Punting				All Purpose							
			no.	yds	lg	avg/g	rush	rcv	pr	kr	lr	total	avg/g	
2023-24	ND	13	0	0	0	0.0	0	0	0	0	0	0	0.0	
2024-25	ND	12	0	0	0	0.0	0	0	0	0	0	0	0.0	
2025-26	ND	6	0	0	0	0.0	0	0	0	0	0	0	0.0	
TOTAL		31	0	0	0	0.0	0	0	0	0	0	0	0.0	

Tackles

SEASON	TEAM	GP	Tackles							Interceptions		Receptions					
			ua	a	total	ttl	pbu	ff	fr	blk	sacks	int	rec	yds	td	lg	rec/g
2023-24	ND	13	0	0	0	0-0	0	0	0	0	0	0	0	0	0	0.0	0.0
2024-25	ND	12	0	0	0	0-0	0	0	0	0	0	0	0	0	0	0.0	0.0
2025-26	ND	6	0	0	0	0-0	0	0	0	0	0	0	0	0	0	0.0	0.0
TOTAL		31	0	0	0	0-0	0	0	0	0	0	0	0	0	0	0.0	0.0



#71 STYLES PRESCOD

OL • 6-6 • 292 lbs • Freshman

Fishers, IN • Hamilton Southeastern

Rushing and Passing

SEASON	TEAM	gp	Rushing						Passing							
			att	yds	td	lg	avg/c	avg/g	comp-att-int	yds	td	lg	pct	avg/p	avg/g	effic
2023-24	ND	5	0	0	0	0	0.0	0.0	0-0-0	0	0	0	0.0	0.0	0.0	0.0
2025-26	ND	5	0	0	0	0	0.0	0.0	0-0-0	0	0	0	0.0	0.0	0.0	0.0

Scoring and Total Offense

SEASON	TEAM	gp	Scoring							Total Offense						
			td	rush	rcv	ret	pat	2pat	fg	total	avg/g	rush	pass	total	avg/g	
2023-24	ND	5	0	0	0	0	0	0	0	0	0.0	0	0	0	0	0.0
2025-26	ND	5	0	0	0	0	0	0	0	0	0.0	0	0	0	0	0.0

Punting and All Purpose

SEASON	TEAM	gp	Punting				All Purpose							
			no.	yds	lg	avg/g	rush	rcv	pr	kr	lr	total	avg/g	
2023-24	ND	5	0	0	0	0.0	0	0	0	0	0	0	0.0	
2025-26	ND	5	0	0	0	0.0	0	0	0	0	0	0	0.0	

Tackles

SEASON	TEAM	GP	Tackles							Interceptions		Receptions					
			ua	a	total	ttl	pbu	ff	fr	blk	sacks	int	rec	yds	td	lg	rec/g
2023-24	ND	5	0	0	0	0-0	0	0	0	0	0	0	0	0	0	0.0	0.0
2025-26	ND	5	0	0	0	0-0	0	0	0	0	0	0	0	0	0	0.0	0.0



#75 SULLIVAN ABSHER

OL • 6-8 • 327 lbs • Sophomore

Belmont, NC • South Point

Rushing and Passing

SEASON	TEAM	gp	Rushing						Passing							
			att	yds	td	lg	avg/c	avg/g	comp-att-int	yds	td	lg	pct	avg/p	avg/g	effic
2023-24	ND	1	0	0	0	0	0.0	0.0	0-0-0	0	0	0	0.0	0.0	0.0	0.0
2024-25	ND	16	0	0	0	0	0.0	0.0	0-0-0	0	0	0	0.0	0.0	0.0	0.0
2025-26	ND	6	0	0	0	0	0.0	0.0	0-0-0	0	0	0	0.0	0.0	0.0	0.0
TOTAL		23	0	0	0	0	0.0	0.0	0-0-0	0	0	0	0.0	0.0	0.0	0.0

Scoring and Total Offense

SEASON	TEAM	gp	Scoring							Total Offense						
			td	rush	rcv	ret	pat	2pat	fg	total	avg/g	rush	pass	total	avg/g	
2023-24	ND	1	0	0	0	0	0	0	0	0	0.0	0	0	0	0	0.0
2024-25	ND	16	0	0	0	0	0	0	0	0	0.0	0	0	0	0	0.0
2025-26	ND	6	0	0	0	0	0	0	0	0	0.0	0	0	0	0	0.0
TOTAL		23	0	0	0	0	0	0	0	0	0.0	0	0	0	0	0.0

Punting and All Purpose

			Punting				All Purpose							
SEASON	TEAM	gp	no.	yds	lg	avg/g	rush	rcv	pr	kr	lr	total	avg/g	
2023-24	ND	1	0	0	0	0.0	0	0	0	0	0	0	0.0	
2024-25	ND	16	0	0	0	0.0	0	0	0	0	0	0	0.0	
2025-26	ND	6	0	0	0	0.0	0	0	0	0	0	0	0.0	
TOTAL		23	0	0	0	0.0	0	0	0	0	0	0	0.0	





#76 GUERBY LAMBERT  
OL • 6-7 • 335 lbs • Freshman  
Boston, MA • Catholic Memorial

Rushing and Passing

			Rushing						Passing							
SEASON	TEAM	gp	att	yds	td	lg	avg/c	avg/g	comp-att-int	yds	td	lg	pct	avg/p	avg/g	effc
2024-25	ND	6	0	0	0	0	0.0	0.0	0-0-0	0	0	0	0.0	0.0	0.0	0.0
2025-26	ND	6	0	0	0	0	0.0	0.0	0-0-0	0	0	0	0.0	0.0	0.0	0.0
TOTAL		12	0	0	0	0	0.0	0.0	0-0-0	0	0	0	0.0	0.0	0.0	0.0

Scoring and Total Offense

		Scoring										Total Offense			
SEASON	TEAM	gp	td	rush	rcv	ret	pat	2pat	fg	total	avg/g	rush	pass	total	avg/g
2024-25	ND	6	0	0	0	0	0	0	0	0	0.0	0	0	0	0.0
2025-26	ND	6	0	0	0	0	0	0	0	0	0.0	0	0	0	0.0
TOTAL		12	0	0	0	0	0	0	0	0	0.0	0	0	0	0.0

Punting and All Purpose

			Punting				All Purpose							
SEASON	TEAM	gp	no.	yds	lg	avg/g	rush	rcv	pr	kr	lr	total	avg/g	
2024-25	ND	6	0	0	0	0.0	0	0	0	0	0	0	0.0	
2025-26	ND	6	0	0	0	0.0	0	0	0	0	0	0	0.0	
TOTAL		12	0	0	0	0.0	0	0	0	0	0	0	0.0	

Tackles

			Tackles								Interceptions	Receptions							
SEASON	TEAM	GP	ua	a	total	ttl	pbu	ff	fr	blk	sacks	int	rec	yds	td	lg	rec/g	yds/r	yds/g
2024-25	ND	6	0	0	0	0-0	0	0	0	0	0	0	0	0	0	0	0.0	0.0	0.0
2025-26	ND	6	0	0	0	0-0	0	0	0	0	0	0	0	0	0	0	0.0	0.0	0.0
TOTAL		12	0	0	0	0-0	0	0	0	0	0	0	0	0	0	0	0.0	0.0	0.0



#77 PETER JONES  
OL • 6-5 • 312 lbs • Freshman  
Coatesville, PA • Malvern Prep

Rushing and Passing

		Rushing							Passing							
SEASON	TEAM	gp	att	yds	td	lg	avg/c	avg/g	comp-att-int	yds	td	lg	pct	avg/p	avg/g	effc
2024-25	ND	3	0	0	0	0	0.0	0.0	0-0-0	0	0	0	0.0	0.0	0.0	0.0
TOTAL		3	0	0	0	0	0.0	0.0	0-0-0	0	0	0	0.0	0.0	0.0	0.0

Scoring and Total Offense

			Scoring								Total Offense				
SEASON	TEAM	gp	td	rush	rcv	ret	pat	2pat	fg	total	avg/g	rush	pass	total	avg/g
2024-25	ND	3	0	0	0	0	0	0	0	0	0.0	0	0	0	0.0
TOTAL		3	0	0	0	0	0	0	0	0	0.0	0	0	0	0.0

Punting and All Purpose

			Punting				All Purpose							
SEASON	TEAM	gp	no.	yds	lg	avg/g	rush	rcv	pr	kr	lr	total	avg/g	
2024-25	ND	3	0	0	0	0.0	0	0	0	0	0	0	0.0	
TOTAL		3	0	0	0	0.0	0	0	0	0	0	0	0.0	

Tackles

Tackles											Interceptions		Receptions						
SEASON	TEAM	GP	ua	a	total	tfl	pbu	ff	fr	blk	sacks	int	rec	yds	td	lg	rec/g	yds/r	yds/g
2024-25	ND	3	0	0	0	0-0	0	0	0	0	0	0	0	0	0	0	0.0	0.0	0.0
TOTAL		3	0	0	0	0-0	0	0	0	0	0	0	0	0	0	0	0.0	0.0	0.0



#78 OWEN STREBIG  
OL • 6-8 • 300 lbs • Freshman  
Brookfield, WI • Waukesha Catholic Memorial

PREP AND PERSONAL

- A four-star OL by 247Sports, ESPN, and Rivals
- A three-star OL by On3
- The top ranked recruit in the state, 15th ranked OL overall, and 105th ranked recruit by Rivals
- The second ranked recruit in the state of Wisconsin and 31st overall OL by On3
- The second ranked recruit in the state and 25th overall OL by 247Sports
- Second ranked recruit in Wisconsin, 24th overall OL and 178th recruit by ESPN
- 2024 Wisconsin Division 3 State Runner-Up
- 2023 Wisconsin Division 4 State Semifinalist
- 2022 Wisconsin Division 4 State Runner-Up
- 2021 Wisconsin Division 4 State Champion
- Three-time All-Conference honoree
- 2024 Conference Lineman of the Year
- 2024 Freeman Player of the Year
- 2023 and 2024 All-State Offensive Lineman
- Winner of the Joe Thomas Award, named after NFL lineman Joe Thomas and given to the top senior offensive lineman in Wisconsin
- Competed in baseball



#81 SCRAP RICHARDSON  
WR • 6-0 • 190 lbs • Freshman  
Greenville, GA • Greenville

PREP AND PERSONAL

- A four-star ATH by On3, 247Sports, and ESPN
- A three-star ATH by Rivals
- The 37th recruit in the state of Georgia, 12th overall ATH and 295th overall recruit by On3
- The 30th ranked recruit in the state, 11th overall ATH and 214th overall recruit by 247Sports
- 40th ranked recruit in Georgia and 17th overall ATH by ESPN
- The 69th ranked recruit in the state and 60th ranked ATH overall by Rivals
- Plays both quarterback, running back and defensive back for high school team
- Runs varsity track and was a Georgia state champion in the 100m, 200m and 400m as a junior



**#82 LEO SCHEIDLER**  
WR • 6-1 • 195 lbs • Senior  
Lake Forest, IL • Lake Forest

Rushing and Passing

		Rushing							Passing							
SEASON	TEAM	gp	att	yds	td	lg	avg/c	avg/g	comp-att-int	yds	td	lg	pct	avg/p	avg/g	effic
2023-24	ND	2	0	0	0	0	0.0	0.0	0-0-0	0	0	0	0.0	0.0	0.0	0.0
2024-25	ND	9	0	0	0	0	0.0	0.0	0-0-0	0	0	0	0.0	0.0	0.0	0.0
2025-26	ND	3	0	0	0	0	0.0	0.0	0-0-0	0	0	0	0.0	0.0	0.0	0.0
TOTAL		14	0	0	0	0	0.0	0.0	0-0-0	0	0	0	0.0	0.0	0.0	0.0

Scoring and Total Offense

			Scoring									Total Offense			
SEASON	TEAM	gp	td	rush	rcv	ret	pat	2pat	fg	total	avg/g	rush	pass	total	avg/g
2023-24	ND	2	0	0	0	0	0	0	0	0	0.0	0	0	0	0.0
2024-25	ND	9	0	0	0	0	0	0	0	0	0.0	0	0	0	0.0
2025-26	ND	3	0	0	0	0	0	0	0	0	0.0	0	0	0	0.0
TOTAL		14	0	0	0	0	0	0	0	0	0.0	0	0	0	0.0

Punting and All Purpose

			Punting				All Purpose						
SEASON	TEAM	gp	no.	yds	lg	avg/g	rush	rcv	pr	kr	lr	total	avg/g
2023-24	ND	2	0	0	0	0.0	0	0	0	0	0	0	0.0
2024-25	ND	9	0	0	0	0.0	0	0	0	0	0	0	0.0
2025-26	ND	3	0	0	0	0.0	0	0	0	0	0	0	0.0
TOTAL		14	0	0	0	0.0	0	0	0	0	0	0	0.0

Tackles

			Tackles								Interceptions		Receptions						
SEASON	TEAM	GP	ua	a	total	tfl	pbu	ff	fr	blk	sacks	int	rec	yds	td	lg	rec/g	yds/r	yds/g
2023-24	ND	2	0	0	0	0-0	0	0	0	0	0	0	0	0	0	0	0.0	0.0	0.0
2024-25	ND	9	0	0	0	0-0	0	0	0	0	0	0	0	0	0	0	0.0	0.0	0.0
2025-26	ND	3	0	0	0	0-0	0	0	0	0	0	0	0	0	0	0	0.0	0.0	0.0
TOTAL		14	0	0	0	0-0	0	0	0	0	0	0	0	0	0	0	0.0	0.0	0.0



**#85 JACK LARSEN**  
TE • 6-3 • 250 lbs • Freshman  
Charlotte, NC • Charlotte Catholic

Rushing and Passing

			Rushing						Passing							
SEASON	TEAM	gp	att	yds	td	lg	avg/c	avg/g	comp-att-int	yds	td	lg	pct	avg/p	avg/g	effic
2024-25	ND	2	0	0	0	0	0.0	0.0	0-0-0	0	0	0	0.0	0.0	0.0	0.0
2025-26	ND	2	0	0	0	0	0.0	0.0	0-0-0	0	0	0	0.0	0.0	0.0	0.0
TOTAL		4	0	0	0	0	0.0	0.0	0-0-0	0	0	0	0.0	0.0	0.0	0.0

Scoring and Total Offense

			Scoring									Total Offense			
SEASON	TEAM	gp	td	rush	rcv	ret	pat	2pat	fg	total	avg/g	rush	pass	total	avg/g
2024-25	ND	2	0	0	0	0	0	0	0	0	0.0	0	0	0	0.0
2025-26	ND	2	0	0	0	0	0	0	0	0	0.0	0	0	0	0.0
TOTAL		4	0	0	0	0	0	0	0	0	0.0	0	0	0	0.0

Punting and All Purpose

			Punting				All Purpose						
SEASON	TEAM	gp	no.	yds	lg	avg/g	rush	rcv	pr	kr	lr	total	avg/g
2024-25	ND	2	0	0	0	0.0	0	0	0	0	0	0	0.0
2025-26	ND	2	0	0	0	0.0	0	0	0	0	0	0	0.0
TOTAL		4	0	0	0	0.0	0	0	0	0	0	0	0.0

Tackles

			Tackles								Interceptions		Receptions						
SEASON	TEAM	GP	ua	a	total	tfl	pbu	ff	fr	blk	sacks	int	rec	yds	td	lg	rec/g	yds/r	yds/g
2024-25	ND	2	0	0	0	0-0	0	0	0	0	0	0	0	0	0	0	0.0	0.0	0.0
2025-26	ND	2	0	0	0	0-0	0	0	0	0	0	0	1	0	0	0	0.5	0.0	0.0
TOTAL		4	0	0	0	0-0	0	0	0	0	0	0	1	0	0	0	0.3	0.0	0.0

Single Game Highs

Statistic	Value	
Receptions	1	vs Purdue 09/20/25



**#86 ALEX WHITMAN**  
WR • 6-3 • 199 lbs • Junior  
Highstown, NJ • The Peddie School

PREP AND PERSONAL

- Had 185 receiving yards on 14 receptions in senior season
- Averaged 13.2 yards per catch and 37.0 yards per game
- Added a solo tackle



**#87 COOPER FLANAGAN**  
TE • 6-6 • 255 lbs • Junior  
Pleasant Hill, CA • De La Salle

Rushing and Passing

			Rushing						Passing							
SEASON	TEAM	gp	att	yds	td	lg	avg/c	avg/g	comp-att-int	yds	td	lg	pct	avg/p	avg/g	effc
2023-24	ND	13	0	0	0	0	0.0	0.0	0-0-0	0	0	0	0.0	0.0	0.0	0.0
2024-25	ND	13	0	0	0	0	0.0	0.0	0-0-0	0	0	0	0.0	0.0	0.0	0.0
TOTAL		26	0	0	0	0	0.0	0.0	0-0-0	0	0	0	0.0	0.0	0.0	0.0

Scoring and Total Offense

			Scoring									Total Offense			
SEASON	TEAM	gp	td	rush	rcv	ret	pat	2pat	fg	total	avg/g	rush	pass	total	avg/g
2023-24	ND	13	1	0	1	0	0	0	0	6	0.5	0	0	0	0.0
2024-25	ND	13	2	0	2	0	0	0	0	12	0.9	0	0	0	0.0
TOTAL		26	3	0	3	0	0	0	0	18	0.7	0	0	0	0.0

Punting and All Purpose

			Punting				All Purpose						
SEASON	TEAM	gp	no.	yds	lg	avg/g	rush	rcv	pr	kr	lr	total	avg/g
2023-24	ND	13	0	0	0	0.0	0	19	0	0	0	19	1.5
2024-25	ND	13	0	0	0	0.0	0	55	0	0	0	55	4.2
TOTAL		26	0	0	0	0.0	0	74	0	0	0	74	2.8

Tackles

			Tackles								Interceptions		Receptions						
SEASON	TEAM	GP	ua	a	total	tfl	pbu	ff	fr	blk	sacks	int	rec	yds	td	lg	rec/g	yds/r	yds/g
2023-24	ND	13	0	0	0	0-0	0	0	0	0	0	0	1	19	1	19	0.1	19.0	1.5
2024-25	ND	13	0	0	0	0-0	0	0	0	0	0	0	4	55	2	28	0.3	13.8	4.2
TOTAL		26	0	0	0	0-0	0	0	0	0	0	0	5	74	3	28	0.2	14.8	2.8

Single Game Highs

Statistic	Value	
Receptions	2	at Texas A&M 08/31/24
Receptions Yards	28	at Purdue 09/14/24
Receptions Touchdowns	1	vs Pittsburgh 10/28/23, at Purdue 09/14/24, vs Virginia 11/16/24
Longest Reception	28	at Purdue 09/14/24



## #88 JAMES FLANIGAN

TE • 6-6 • 241 lbs • Freshman  
Green Bay, WI • Notre Dame De La Baie Academy

## Rushing and Passing

Rushing									Passing							
SEASON	TEAM	gp	att	yds	td	lg	avg/c	avg/g	comp-att-int	yds	td	lg	pct	avg/p	avg/g	eff
2023-26	ND	1	0	0	0	0	0.0	0.0	0-0-0	0	0	0	0.0	0.0	0.0	0.0
TOTAL		1	0	0	0	0	0.0	0.0	0-0-0	0	0	0	0.0	0.0	0.0	0.0

## Scoring and Total Offense

			Scoring								Total Offense				
SEASON	TEAM	gp	td	rush	rcv	ret	pat	2pat	fg	total	avg/g	rush	pass	total	avg/g
2025-26	ND	1	0	0	0	0	0	0	0	0	0.0	0	0	0	0.0
TOTAL		1	0	0	0	0	0	0	0	0	0.0	0	0	0	0.0

## Punting and All Purpose

SEASON	TEAM	gp	Punting				All Purpose							
			no.	yds	lg	avg/g	rush	rcv	pr	kr	lr	total	avg/g	avg/g
2023-24	ND	1	0	0	0	0.0	0	0	0	0	0	0	0.0	0.0
TOTAL		1	0	0	0	0.0	0	0	0	0	0	0	0.0	0.0

## Tackles

			Tackles									Interceptions	Receptions						
SEASON	TEAM	GP	ua	a	total	tfl	pbu	ff	fr	blk	sacks	int	rec	yds	td	lg	rec/g	yds/r	yds/r
2025-26	ND	1	0	0	0	0-0	0	0	0	0	0	0	0	0	0	0	0.0	0.0	0.0
TOTAL		1	0	0	0	0-0	0	0	0	0	0	0	0	0	0	0	0.0	0.0	0.0



## #88 ARMEL MUKAM

DL • 6-3 • 305 lbs • Sophomore  
La Prairie, Quebec, Canada • Woodberry Forest School

## Rushing and Passing

		Rushing							Passing							
SEASON	TEAM	gp	att	yds	td	lg	avg/c	avg/g	comp-att-int	yds	td	lg	pct	avg/p	avg/g	eff
2023-24	ND	1	0	0	0	0	0.0	0.0	0-0-0	0	0	0	0.0	0.0	0.0	0.0
2024-25	ND	11	0	0	0	0	0.0	0.0	0-0-0	0	0	0	0.0	0.0	0.0	0.0
2025-26	ND	6	0	0	0	0	0.0	0.0	0-0-0	0	0	0	0.0	0.0	0.0	0.0
TOTAL		18	0	0	0	0	0.0	0.0	0-0-0	0	0	0	0.0	0.0	0.0	0.0

## Scoring and Total Offense

Scoring											Total Offense				
SEASON	TEAM	gp	td	rush	rcv	ret	pat	2pat	fg	total	avg/g	rush	pass	total	avg/g
2023-24	ND	1	0	0	0	0	0	0	0	0	0.0	0	0	0	0.0
2024-25	ND	11	0	0	0	0	0	0	0	0	0.0	0	0	0	0.0
2025-26	ND	6	0	0	0	0	0	0	0	0	0.0	0	0	0	0.0
TOTAL		18	0	0	0	0	0	0	0	0	0.0	0	0	0	0.0

## Punting and All Purpose

SEASON	TEAM	gp	Punting				All Purpose							
			no.	yds	lg	avg/g	rush	rcv	pr	kr	lr	total	avg/g	avg/g
2023-24	ND	1	0	0	0	0.0	0	0	0	0	0	0	0.0	0.0
2024-25	ND	11	0	0	0	0.0	0	0	0	0	0	0	0.0	0.0
2025-26	ND	6	0	0	0	0.0	0	0	0	0	0	0	0.0	0.0
TOTAL		18	0	0	0	0.0	0	0	0	0	0	0	0.0	0.0

## Tackles

Tackles											Interceptions		Receptions						
SEASON	TEAM	GP	ua	a	total	tf	pbu	ff	fr	blk	sacks	int	rec	yds	td	lg	rec/g	yds/r	yds/r
2023-24	ND	1	1	1	2	0-0	0	0	0	0	0	0	0	0	0	0	0.0	0.0	0.0
2024-25	ND	11	3	1	4	0-0	0	0	0	0	0	0	0	0	0	0	0.0	0.0	0.0
2025-26	ND	6	0	1	1	0-0	0	0	0	0	0	0	0	0	0	0	0.0	0.0	0.0
TOTAL		18	4	3	7	0-0	0	0	0	0	0	0	0	0	0	0	0.0	0.0	0.0

## Single Game Highs

Statistic	Value
Total Tackles	2

vs Wake Forest 11/18/23, at Purdue 09/14/24, vs Army West Point 11/23/24



## #90 KOBI ONYIUKÉ

DL • 6-4 • 245 lbs • Senior  
Richmond, VA • Benedictine College Prep

## Rushing and Passing

		Rushing							Passing							
SEASON	TEAM	gp	att	yds	td	lg	avg/c	avg/g	comp-att-int	yds	td	lg	pct	avg/p	avg/g	effic
2023-24	ND	2	0	0	0	0	0.0	0.0	0-0-0	0	0	0	0.0	0.0	0.0	0.0
2024-25	ND	9	0	0	0	0	0.0	0.0	0-0-0	0	0	0	0.0	0.0	0.0	0.0
2025-26	ND	6	0	0	0	0	0.0	0.0	0-0-0	0	0	0	0.0	0.0	0.0	0.0
TOTAL		17	0	0	0	0	0.0	0.0	0-0-0	0	0	0	0.0	0.0	0.0	0.0

## Scoring and Total Offense

			Scoring									Total Offense			
SEASON	TEAM	gp	td	rush	rcv	ret	pat	2pat	fg	total	avg/g	rush	pass	total	avg/g
2023-24	ND	2	0	0	0	0	0	0	0	0	0.0	0	0	0	0.0
2024-25	ND	9	0	0	0	0	0	0	0	0	0.0	0	0	0	0.0
2025-26	ND	6	0	0	0	0	0	0	0	0	0.0	0	0	0	0.0
TOTAL		17	0	0	0	0	0	0	0	0	0.0	0	0	0	0.0

## Punting and All Purpose

SEASON	TEAM	gp	Punting				All Purpose							
			no.	yds	lg	avg/g	rush	rcv	pr	kr	lr	total	avg/g	avg/g
2023-24	ND	2	0	0	0	0.0	0	0	0	0	0	0	0.0	0.0
2024-25	ND	9	0	0	0	0.0	0	0	0	0	0	0	0.0	0.0
2025-26	ND	6	0	0	0	0.0	0	0	0	0	0	0	0.0	0.0
TOTAL		17	0	0	0	0.0	0	0	0	0	0	0	0.0	0.0

## Tackles

			Tackles								Interceptions		Receptions						
SEASON	TEAM	GP	ua	a	total	tf	pbu	ff	fr	blk	sacks	int	rec	yds	td	lg	rec/g	yds/r	yds/g
2023-24	ND	2	0	0	0	0-0	0	0	0	0	0	0	0	0	0	0	0.0	0.0	0.0
2024-25	ND	9	1	0	1	0-0	0	0	0	0	0	0	0	0	0	0	0.0	0.0	0.0
2025-26	ND	6	2	0	2	0-0	0	0	0	0	0	0	0	0	0	0	0.0	0.0	0.0
TOTAL		17	3	0	3	0-0	0	0	0	0	0	0	0	0	0	0	0.0	0.0	0.0

## Single Game Highs

Statistic	Value
Total Tackles	1

vs Army West Point 11/23/24, vs Purdue 09/20/25, at Arkansas 09/27/25



## #91 GORDY SULSTED

DL • 6-5 • 260 lbs • Freshman  
Cincinnati, OH • St. Xavier

## PREP AND PERSONAL

- Three-star DL by On3, 247Sports, ESPN, and Rivals
- The 43rd ranked recruit in the state of Ohio and 107th overall DL by On3
- The 20th ranked recruit in the state and 66th overall DL by 247Sports
- The 31st ranked recruit in Ohio and 84th overall DL by ESPN
- The 23rd ranked recruit in the state and 31st ranked DL overall by Rivals
- 2023 GCL Defensive Lineman of the Year
- Member of varsity basketball team



**#93 JARED DAWSON**  
DL • 6-1 • 288 lbs • Senior  
Collierville, TN • Collierville/Louisville

#### Rushing and Passing

SEASON	TEAM	gp	Rushing						Passing							
			att	yds	td	lg	avg/c	avg/g	comp-att-int	yds	td	lg	pct	avg/p	avg/g	eff
2020-21	LOU	1	0	0	0	0	0.0	0.0	0-0-0	0	0	0	0.0	0.0	0.0	0.0
2021-22	LOU	5	0	0	0	0	0.0	0.0	0-0-0	0	0	0	0.0	0.0	0.0	0.0
2022-23	LOU	11	0	0	0	0	0.0	0.0	0-0-0	0	0	0	0.0	0.0	0.0	0.0
2023-24	LOU	11	0	0	0	0	0.0	0.0	0-0-0	0	0	0	0.0	0.0	0.0	0.0
2024-25	LOU	10	0	0	0	0	0.0	0.0	0-0-0	0	0	0	0.0	0.0	0.0	0.0
2025-26	ND	5	0	0	0	0	0.0	0.0	0-0-0	0	0	0	0.0	0.0	0.0	0.0
TOTAL FOR ND			5	0	0	0	0.0	0.0	0-0-0	0	0	0	0.0	0.0	0.0	0.0
TOTAL			43	0	0	0	0.0	0.0	0-0-0	0	0	0	0.0	0.0	0.0	0.0

#### Scoring and Total Offense

			Scoring									Total Offense			
SEASON	TEAM	gp	td	rush	rcv	ret	pat	2pat	fg	total	avg/g	rush	pass	total	avg/g
2020-21	LOU	1	0	0	0	0	0	0	0	0	0.0	0	0	0	0.0
2021-22	LOU	5	0	0	0	0	0	0	0	0	0.0	0	0	0	0.0
2022-23	LOU	11	0	0	0	0	0	0	0	0	0.0	0	0	0	0.0
2023-24	LOU	11	0	0	0	0	0	0	0	0	0.0	0	0	0	0.0
2024-25	LOU	10	0	0	0	0	0	0	0	0	0.0	0	0	0	0.0
2025-26	ND	5	0	0	0	0	0	0	0	0	0.0	0	0	0	0.0
TOTAL FOR ND			5	0	0	0	0	0	0	0	0.0	0	0	0	0.0
TOTAL			43	0	0	0	0	0	0	0	0.0	0	0	0	0.0

#### Punting and All Purpose

Season		Team	gp	Punting				All Purpose					
				no.	yds	lg	avg/g	rush	rcv	pr	kr	lr	total
2020-21	LOU	1	0	0	0	0.0	0	0	0	0	0	0	0.0
2021-22	LOU	5	0	0	0	0.0	0	0	0	0	0	0	0.0
2022-23	LOU	11	0	0	0	0.0	0	0	0	0	0	0	0.0
2023-24	LOU	11	0	0	0	0.0	0	0	0	0	0	0	0.0
2024-25	LOU	10	0	0	0	0.0	0	0	0	0	0	0	0.0
2025-26	ND	5	0	0	0	0.0	0	0	0	0	0	0	0.0
TOTAL FOR ND			5	0	0	0.0	0	0	0	0	0	0	0.0
TOTAL			43	0	0	0.0	0	0	0	0	0	0	0.0

#### Tackles

SEASON	TEAM	GP	Tackles									Interceptions		Receptions				
			ua	a	total	tfl	pbu	ff	fr	blk	sacks	int	rec	yds	td	lg	rec/g	yds/r
2020-21	LOU	1	0	0	0	0-0	0	0	0	0	0	0	0	0	0	0.0	0.0	0.0
2021-22	LOU	5	1	1	2	0-0	0	0	0	0	0	0	0	0	0	0.0	0.0	0.0
2022-23	LOU	11	10	6	16	3-10	0	1	0	0	2.5	0	0	0	0	0.0	0.0	0.0
2023-24	LOU	11	7	7	14	4-18	1	0	0	0	2.5	0	0	0	0	0.0	0.0	0.0
2024-25	LOU	10	11	8	19	6.5-25	0	1	0	0	4	0	0	0	0	0.0	0.0	0.0
2025-26	ND	5	4	3	7	0-0	1	0	0	0	0	0	0	0	0	0.0	0.0	0.0
TOTAL FOR ND			5	4	3	7	0-0	1	0	0	0	0	0	0	0	0.0	0.0	0.0
TOTAL			43	33	25	58	13.5-53	2	2	0	9	0	0	0	0	0.0	0.0	0.0

#### Single Game Highs

Statistic	Value	
Total Tackles	7	vs Jacksonville St. 09/07/24
Total Sacks	1.5	vs Virginia 11/09/23
Total Tackles For Loss	2	vs Jacksonville St. 09/07/24



**#94 JOE REIFF**  
DL • 6-5 • 258 lbs • Freshman  
Elmhurst, IL • York Community

#### PREP AND PERSONAL

- A four-star DL by On3, Rivals, and Tom Lemming Prep Football
- A three-star DL by 247Sports and ESPN
- The 10th ranked recruit in the state of Illinois, 29th overall DL and 280th overall recruit by On3
- The 11th ranked recruit in the state and 58th overall DL by 247Sports
- The 15th ranked recruit in Illinois and 76th overall DL by ESPN
- The 7th ranked recruit in the state and 14th ranked DL overall by Rivals
- US Army All-American Game
- 2023 and 2024 News-Gazette First Team All-State; Red Grange All-County Team; WSC Silver Lineman of the Year; WSC Silver First Team All-Conference
- 2024 Red Grange DuPage County Defensive Player of the Year
- York High School Junior Athlete of the Year
- National Honor Society
- Illinois All-State Academic Team
- Three-year starter under coach Mike Fitzgerald (2022, 2023) and Don Gelsomino (2024) at York High School
- Team captain and two-way starter (DE/OT)
- Illinois 8A State Runner-Up 2024



**#95 BRYCE YOUNG**  
DL • 6-7 • 271 lbs • Sophomore  
Charlotte, NC • Charlotte Christian

#### Rushing and Passing

SEASON	TEAM	gp	Rushing						Passing							
			att	yds	td	lg	avg/c	avg/g	comp-att-int	yds	td	lg	pct	avg/p	avg/g	effic
2024-25	ND	16	0	0	0	0	0.0	0.0	0-0-0	0	0	0	0.0	0.0	0.0	0.0
2025-26	ND	6	0	0	0	0	0.0	0.0	0-0-0	0	0	0	0.0	0.0	0.0	0.0
TOTAL		22	0	0	0	0	0.0	0.0	0-0-0	0	0	0	0.0	0.0	0.0	0.0

#### Scoring and Total Offense

		Scoring									Total Offense				
SEASON	TEAM	gp	td	rush	rcv	ret	pat	2pat	fg	total	avg/g	rush	pass	total	avg/g
2024-25	ND	16	0	0	0	0	0	0	0	0	0.0	0	0	0	0.0
2025-26	ND	6	0	0	0	0	0	0	0	0	0.0	0	0	0	0.0
TOTAL		22	0	0	0	0	0	0	0	0	0.0	0	0	0	0.0

#### Punting and All Purpose

			Punting				All Purpose						
SEASON	TEAM	gp	no.	yds	lg	avg/g	rush	rcv	pr	kr	lr	total	avg/g
2024-25	ND	16	0	0	0	0.0	0	0	0	0	0	0	0.0
2025-26	ND	6	0	0	0	0.0	0	0	0	0	0	0	0.0
TOTAL		22	0	0	0	0.0	0	0	0	0	0	0	0.0

#### Tackles

Tackles											Interceptions		Receptions						
SEASON	TEAM	GP	ua	a	total	tfl	pbu	ff	fr	blk	sacks	int	rec	yds	td	lg	rec/g	yds/r	yds/g
2024-25	ND	16	14	9	23	3-11	0	0	0	3	1.5	0	0	0	0	0	0.0	0.0	0.0
2025-26	ND	6	7	6	13	1-9	1	0	0	0	1	0	0	0	0	0	0.0	0.0	0.0
TOTAL		22	21	15	36	4-20	1	0	0	3	2.5	0	0	0	0	0	0.0	0.0	0.0

#### Single Game Highs

Statistic	Value	
Total Tackles	4	vs Florida St. 11/09/24, vs Penn St. 01/09/25
Total Sacks	1	vs Indiana 12/20/24, vs Purdue 09/20/25
Total Tackles For Loss	1	vs Virginia 11/16/24, vs Indiana 12/20/24, vs Purdue 09/20/25



**#96 JOSEPH VINCI**  
LS • 6-4 • 232 lbs • Freshman  
Westwood, MA • Westwood

#### Rushing and Passing

Rushing									Passing							
SEASON	TEAM	gp	att	yds	td	lg	avg/c	avg/g	comp-att-int	yds	td	lg	pct	avg/p	avg/g	effic
2024-25	ND	8	0	0	0	0	0.0	0.0	0-0-0	0	0	0	0.0	0.0	0.0	0.0
2025-26	ND	6	0	0	0	0	0.0	0.0	0-0-0	0	0	0	0.0	0.0	0.0	0.0
TOTAL		14	0	0	0	0	0.0	0.0	0-0-0	0	0	0	0.0	0.0	0.0	0.0

#### Scoring and Total Offense

		Scoring										Total Offense			
SEASON	TEAM	gp	td	rush	rcv	ret	pat	2pat	fg	total	avg/g	rush	pass	total	avg/g
2024-25	ND	8	0	0	0	0	0	0	0	0	0.0	0	0	0	0.0
2025-26	ND	6	0	0	0	0	0	0	0	0	0.0	0	0	0	0.0
TOTAL		14	0	0	0	0	0	0	0	0	0.0	0	0	0	0.0

#### Punting and All Purpose

			Punting				All Purpose						
SEASON	TEAM	gp	no.	yds	lg	avg/g	rush	rcv	pr	kr	lr	total	avg/g
2024-25	ND	8	0	0	0	0.0	0	0	0	0	0	0	0.0
2025-26	ND	6	0	0	0	0.0	0	0	0	0	0	0	0.0
TOTAL		14	0	0	0	0.0	0	0	0	0	0	0	0.0

#### Tackles

Tackles											Interceptions		Receptions						
SEASON	TEAM	GP	ua	a	total	tfl	pbu	ff	fr	blk	sacks	int	rec	yds	td	lg	rec/g	yds/r	yds/g
2024-25	ND	8	1	0	1	0-0	0	0	0	0	0	0	0	0	0	0	0.0	0.0	0.0
2025-26	ND	6	2	0	2	0-0	0	0	0	0	0	0	0	0	0	0	0.0	0.0	0.0
TOTAL		14	3	0	3	0-0	0	0	0	0	0	0	0	0	0	0	0.0	0.0	0.0



#97 GABRIEL RUBIO

DL • 6-5 • 321 lbs • Senior

St. Louis, MO • Lutheran St. Charles

Rushing and Passing

SEASON	TEAM	gp	Rushing						Passing									
			att	yds	td	lg	avg/c	avg/g	comp-att-int	yds	td	lg	pct	avg/p	avg/g	effic		
2021-22	ND	1	0	0	0	0	0.0	0.0	0-0-0	0	0	0	0.0	0.0	0.0	0.0		
2022-23	ND	12	0	0	0	0	0.0	0.0	0-0-0	0	0	0	0.0	0.0	0.0	0.0		
2023-24	ND	9	0	0	0	0	0.0	0.0	0-0-0	0	0	0	0.0	0.0	0.0	0.0		
2024-25	ND	11	0	0	0	0	0.0	0.0	0-0-0	0	0	0	0.0	0.0	0.0	0.0		
2025-26	ND	6	0	0	0	0	0.0	0.0	0-0-0	0	0	0	0.0	0.0	0.0	0.0		
TOTAL		39	0	0	0	0	0.0	0.0	0-0-0	0	0	0	0.0	0.0	0.0	0.0		

Scoring and Total Offense

SEASON	TEAM	gp	Scoring										Total Offense			
			td	rush	rcv	ret	pat	2pat	fg	total	avg/g	rush	pass	total	avg/g	
2021-22	ND	1	0	0	0	0	0	0	0	0	0.0	0	0	0	0.0	
2022-23	ND	12	0	0	0	0	0	0	0	0	0.0	0	0	0	0.0	
2023-24	ND	9	0	0	0	0	0	0	0	0	0.0	0	0	0	0.0	
2024-25	ND	11	0	0	0	0	0	0	0	0	0.0	0	0	0	0.0	
2025-26	ND	6	0	0	0	0	0	0	0	0	0.0	0	0	0	0.0	
TOTAL		39	0	0	0	0	0	0	0	0	0.0	0	0	0	0.0	

Punting and All Purpose

SEASON	TEAM	gp	Punting				All Purpose									
			no.	yds	lg	avg/g	rush	rcv	pr	kr	lr	total	avg/g			
2021-22	ND	1	0	0	0	0.0	0	0	0	0	0	0	0.0			
2022-23	ND	12	0	0	0	0.0	0	0	0	0	0	0	0.0			
2023-24	ND	9	0	0	0	0.0	0	0	0	0	0	0	0.0			
2024-25	ND	11	0	0	0	0.0	0	0	0	0	0	0	0.0			
2025-26	ND	6	0	0	0	0.0	0	0	0	0	0	0	0.0			
TOTAL		39	0	0	0	0.0	0	0	0	0	0	0	0.0			

Tackles

SEASON	TEAM	GP	Tackles								Interceptions			Receptions					
			ua	a	total	ttl	pbu	ff	fr	blk	sacks	int	rec	yds	td	lg	rec/g	yds/r	yds/g
2021-22	ND	1	0	1	1	0-0	0	0	0	0	0	0	0	0	0	0	0.0	0.0	0.0
2022-23	ND	12	6	11	17	4-9	0	0	0	0	0	0	0	0	0	0	0.0	0.0	0.0
2023-24	ND	9	4	7	11	0-0	1	1	0	0	0	0	0	0	0	0	0.0	0.0	0.0
2024-25	ND	11	12	12	24	2.5-11	1	0	0	0	1	0	0	0	0	0	0.0	0.0	0.0
2025-26	ND	6	5	8	13	0.5-2	1	0	0	0	0.5	0	0	0	0	0	0.0	0.0	0.0
TOTAL		39	27	39	66	7-22	3	1	0	0	1.5	0	0	0	0	0	0.0	0.0	0.0

Single Game Highs

Statistic		Value	
Total Tackles		7	vs Stanford 10/15/22
Total Sacks		1	at Southern California 11/30/24
Total Tackles For Loss		1	5 times



#98 NOAH BURNETTE

K • 5-10 • 185 lbs • \*Senior

Raleigh, NC • Leesville Road/North Carolina

Rushing and Passing

SEASON	TEAM	gp	Rushing						Passing									
			att	yds	td	lg	avg/c	avg/g	comp-att-int	yds	td	lg	pct	avg/p	avg/g	effic		
2022-23	UNC	14	0	0	0	0	0.0	0.0	0-0-0	0	0	0	0.0	0.0	0.0	0.0		
2023-24	UNC	11	0	0	0	0	0.0	0.0	0-0-0	0	0	0	0.0	0.0	0.0	0.0		
2024-25	UNC	12	0	0	0	0	0.0	0.0	0-0-0	0	0	0	0.0	0.0	0.0	0.0		
2025-26	ND	4	0	0	0	0	0.0	0.0	0-0-0	0	0	0	0.0	0.0	0.0	0.0		
TOTAL FOR ND		4	0	0	0	0	0.0	0.0	0-0-0	0	0	0	0.0	0.0	0.0	0.0		
TOTAL		41	0	0	0	0	0.0	0.0	0-0-0	0	0	0	0.0	0.0	0.0	0.0		

Scoring and Total Offense

SEASON	TEAM	gp	Scoring										Total Offense			
			td	rush	rcv	ret	pat	2pat	fg	total	avg/g	rush	pass	total	avg/g	
2022-23	UNC	14	0	0	0	0	57	0	15	102	7.3	0	0	0	0.0	
2023-24	UNC	11	0	0	0	0	43	0	19	100	9.1	0	0	0	0.0	
2024-25	UNC	12	0	0	0	0	38	0	15	83	6.9	0	0	0	0.0	
2025-26	ND	4	0	0	0	0	16	0	5	31	7.8	0	0	0	0.0	
TOTAL FOR ND		4	0	0	0	0	16	0	5	31	7.8	0	0	0	0.0	
TOTAL		41	0	0	0	0	154	0	54	316	7.7	0	0	0	0.0	

Punting and All Purpose

SEASON	TEAM	gp	Punting				All Purpose									
			no.	yds	lg	avg/g	rush	rcv	pr	kr	lr	total	avg/g			
2022-23	UNC	14	0	0	0	0.0	0	0	0	0	0	0	0.0			
2023-24	UNC	11	0	0	0	0.0	0	0	0	0	0	0	0.0			
2024-25	UNC	12	0	0	0	0.0	0	0	0	0	0	0	0.0			
2025-26	ND	4	0	0	0	0.0	0	0	0	0	0	0	0.0			
TOTAL FOR ND		4	0	0	0	0.0	0	0	0	0	0	0	0.0			
TOTAL		41	0	0	0	0.0	0	0	0	0	0	0	0.0			

Tackles

SEASON	TEAM	GP	Tackles								Interceptions			Receptions					
			ua	a	total	ttl	pbu	ff	fr	blk	sacks	int	rec	yds	td	lg	rec/g	yds/r	yds/g
2022-23	UNC	14	1	0	1	0-0	0	0	0	0	0	0	0	0	0	0	0.0	0.0	0.0
2023-24	UNC	11	0	0	0	0-0	0	0	0	0	0	0	0	0	0	0	0.0	0.0	0.0
2024-25	UNC	12	0	0	0	0-0	0	0	0	0	0	0	0	0	0	0	0.0	0.0	0.0
2025-26	ND	4	0	0	0	0-0	0	0	0	0	0	0	0	0	0	0	0.0	0.0	0.0
TOTAL FOR ND		4	0	0	0	0-0	0	0	0	0	0	0	0	0	0	0	0.0	0.0	0.0
TOTAL		41	1	0	1	0-0	0	0	0	0	0	0	0	0	0	0	0.0	0.0	0.0

Single Game Highs

Statistic		Value	
Field Goals Made		6	vs Duke 11/11/23
Longest Field Goal Made		52	at Minnesota 08/29/24
Total Tackles		1	at Virginia 11/05/22