



# NOTRE DAME

## MEN'S SOCCER

### FIGHTING IRISH MEDIA

Assistant Athletics Communications Director

Robby Hamman

rhamman@nd.edu

574-808-9575 (cell)

NOTRE DAME (6-2-2, 2-1-0 ACC)

VIRGINIA TECH

### GAME INFORMATION

	Tuesday, Sept. 30 at 7:00 PM ET	Alumni Stadium
TV		Live Stats at FightingIrish.com

### THE SERIES

All-Time vs. VT	ND Leads 8-6-1	Last: W, 1-0 (Oct. 13, 2023)
-----------------	----------------	------------------------------

### THE COACHES

	Head Coach	At School (Years)	Overall (Years)
ND	Chad Riley	77-46-24 (8th)	128-72-38 (13th)
VT	Mike Brizendine	116-143-48 (17th)	143-167-48 (11th)

### SCHEDULE/RESULTS

Date	ND Rank	Opponent	TV	Time/Result
8/21		at Michigan	B1G+	D, 1-1
8/24		IU INDY		D, 0-0
8/28		#14 OREGON ST.	ACCNX	W, 1-0
9/7		#4 INDIANA	ACCN	L, 0-1
9/12		at Pitt \$	ACCNX	W, 2-0
9/16	RV	OMAHA	ACCNX	W, 3-1
9/19	RV	#12 LOUISVILLE \$	ACCNX	W, 3-0
9/23	#21	WRIGHT ST.	ACCNX	W, 3-2
9/27	#21	SMU \$	ACCNX	L, 0-2
9/30	#23	HOPE		W, 3-2
10/3	#23	VIRGINIA TECH \$	ACCNX	8:30 PM
10/7		GREEN BAY	ACCNX	7 PM
10/10		at Virginia \$	ACCNX	7 PM
10/17		NC STATE \$		7:30 PM
10/21		at NIU		7 PM
10/24		at Boston College \$	ACCNX	7 PM
10/31		at Wake Forest \$	ACCNX	7 PM

All times Eastern. Home games in **BOLD CAPS** played at Alumni Stadium in South Bend, Ind.

\$ - ACC Game

### NOTRE DAME: BY THE NUMBERS

23	NCAA Championship appearances earned by Notre Dame since 1988. Notre Dame has appeared in 19 of the last 23 tournaments.
16	The Irish and Hokies will meet for the 16th time in series history on Friday evening. Notre Dame leads the series with a record of 8-6-1. The Irish have won each of the last two matches against Virginia Tech, each coming in 1-0 victories.
8	Seasons for McFarland Family Men's Head Soccer Coach Chad Riley at the helm at Notre Dame, amassing a record of 76-46-24 during his tenure. He is the first coach to ever lead the Irish to two College Cups in program history.
9	Set piece goals this season, four coming off free kicks and five from corners. A team-high four of the goals have come from senior center back Mitch Ferguson.
9	First half goals by the Irish this season, as Notre Dame is outscoring the opposition 9-3 over the opening 45 minutes of play.
6	Points from Nolan Spicer over the last five matches, contributing four assists and a goal to help lead the Irish to wins over Pitt, Omaha, No. 12 Louisville and Wright State.
4	Cleans sheets this season by goalkeeper Blake Kelly and the Fighting Irish defense, two coming in ACC wins.
4	Goals this season from Mitch Ferguson, as the center back leads the Irish in goals scored. Ferguson posted his first career hat trick in the win over Wright State, scoring three off set pieces in the first half.
3	Freshmen have combined for 18 points this season off six goals and six assists. Luke Burton leads the way with eight points (3G, 2A) followed by Ren Sylvester with five (2G, 1A) and Alex Rosin's five points (1G, 3A).
3	College Cup appearances in program history, including two in the last four seasons.
2	Ranked wins for Notre Dame during the 2025 campaign, as the Irish are 2-1 against ranked opponents. ND has defeated No. 14 Oregon State and No. 12 Louisville. The only loss came at the hands of No. 4 Indiana by a score of 1-0.
1	Notre Dame men's soccer national championship, earned by way of a 2-1 win over Maryland in the final game of the 2013 NCAA College Cup in West Chester, Pennsylvania.


## 2025 NOTRE DAME ROSTER

No.	Name	Pos.	Yr.	Ht.	Wt.	Hometown/Previous School
0	Cole Kowalski	GK	FR	6-3	177	Elkhorn, WI / Elkhorn Area HS
1	Blake Kelly	GK	SO	6-2	185	Holt, MI / Salt Lake Academy
2	Mitch Ferguson	D	SR	6-4	190	Glen Carbon, IL / Baker Web Academy
3	Sean McDowd	D	JR	6-0	165	Lake Oswego, OR / Lake Oswego
4	Jack Ross	D	JR	6-3	190	Naples, FL / Shattuck St. Mary's School
6	Wyatt Lewis	M	JR	6-1	170	St. Charles, MO / St. Louis Priory School
7	Nate Zimmermann	F	JR	5-9	155	Mendham, NJ / Delbarton
8	Nico Bartlett	M	JR	5-5	151	Bloomington, IL / Lake Park
9	Wyatt Borso	F	SR	6-1	180	Aurora, IL
10	KK Baffour	M	SR	5-8	145	Southport, CT & Kumasi, Ghana / The Taft School
11	Jack Flanagan	F	JR	5-10	155	Rancho Palos Verdes, CA / Palos Verdes
12	Daniel Boateng	M	SR	5-6	140	Carpinteria, CA & Accra, Ghana / Cate School
13	Martin Von Thun	D	GS	6-3	190	Grimma, Germany / Wilhelm Bracke Comprehensive School
14	Will Schroeder	M	SO	6-1	170	Inverness, IL / Barrington
15	Ian Shaul	M	SO	5-8	145	North Saint Paul, MN / Baker
16	Leo Brummell	M	JR	6-0	165	Niles, MI / Culver Military Academy
17	Alex Rosin	D	FR	6-0	165	Rochester Hills, MI / Rochester Adams
18	Diego Ochoa	D	GS	6-1	180	Alexandria, VA / Connections Academy
19	Ren Sylvester	F	FR	6-1	160	Ann Arbor, MI / Lone Star High School
20	Brady Hilden	M	SO	5-10	150	Reno, NV / Shattuck St. Mary's Academy
21	Karson Baquero	M	FR	5-11	145	Montgomery, TX / Texas Connections Academy
22	Nolan Spicer	M	JR	5-8	150	Bay Village, OH / Saint Ignatius
23	Stevie Dunphy	F	SO	5-11	165	Carlsbad, CA / Cathedral Catholic
24	Sebastian Green	M	SR	5-9	155	Monterey, CA / Northwood School (NY)
26	Diego Green	M	FR	5-9	150	Las Vegas, NV / Northwood School
27	Luke Burton	F	FR	6-0	165	San Francisco, CA / University High School
30	Liam Egan	GK	GS	6-5	165	Louisville, KY / Bridgton Academy

<b>McFarland Family Head Men's Soccer Coach</b>	Chad Riley	8th	Notre Dame '04
<b>Assistant Coach</b>	Mike Graczyk	6th	New Mexico '07
<b>Assistant Coach</b>	Jeff Rowland	5th	New Mexico '06
<b>Director of Operations</b>	Chris Rolfe	7th	Dayton '17

<b>Borso</b>	BORE-so
<b>Egan</b>	EE-gan
<b>Graczyk</b>	GRAY-zack
<b>Rosin</b>	ROSE-een
<b>Schroeder</b>	SHRAY-der
<b>Von Thun</b>	fon tune

IRISH FACTS & FIGURES



	ACC	Overall
Clemson	3-0-1	5-2-2
Stanford	3-1-0	9-1-1
Virginia	2-0-2	5-1-2
Duke	2-0-1	6-0-3
<b>Notre Dame</b>	<b>2-1-0</b>	<b>6-2-2</b>
NC State	1-0-2	7-0-2
SMU	1-0-2	4-2-3
North Carolina	0-0-4	4-1-4
Cal	1-2-1	4-4-2
Syracuse	1-2-0	4-4-2
Louisville	1-3-0	5-3-1
Boston College	1-3-0	5-5-0
Wake Forest	0-2-1	5-2-3
Virginia Tech	0-2-1	3-2-3
Pitt	0-2-1	4-4-2

- ACC Preseason Coaches Poll
1. Clemson (4), 185

2. Wake Forest (5), 175

3. Pitt (4), 167

4. Duke (2), 160

T5. Stanford, 136

T5. SMU, 136

7. North Carolina, 115

8. NC State, 108

9. Virginia, 104

**10. Notre Dame, 81**

11. Syracuse, 63

12. California, 57

13. Virginia Tech, 34

14. Louisville, 33

15. Boston College, 21

- ACC PRESEASON WATCH LIST
- Ask Ekeland, Sr., M, Boston College

Alfredo Ortiz, Sr., D, California

Ransford Gyan, So., M, Clemson

Ulfur Bjornsson, Jr., F, Duke

Alex Svetanoff, Jr., GK, Louisville

Andrew Czech, Gr., M/D, North Carolina

Donavan Phillip, Jr., F, NC State

**Wyatt Lewis, Jr., M, Notre Dame**

Casper Svendby, Sr., D, Pitt

Jaylinn Mitchell, Jr., M, SMU

Zach Bohane, Sr., M, Stanford

Chimere Omeze, So., D, Syracuse

Umberto Pelà, Sr., M, Virginia

Sam Joseph, Sr., GK, Virginia Tech

Cooper Flax, Sr., M, Wake Forest

SETTING THE STAGE

• Notre Dame and Virginia Tech are set to square off in an ACC matchup at 8:30 p.m. ET on Friday, Oct. 3 at Alumni Stadium in South Bend, Indiana. Admission to the match is free and it will be streamed on ACCNX.

THE VIRGINIA TECH SERIES

• The Irish and Hokies will meet on the pitch for the 16th time on Friday evening.

• Notre Dame holds a narrow lead in the series with a record of 8-6-1.

• The Irish claimed a victory in the most recent matchup, winning by a score of 1-0 in Blacksburg during the 2023 campaign on October 13.

• Five of the last six matchups between the two sides have been decided by one goal.

INSTANT IMPACT

• The freshman class has already made its presence felt on the Notre Dame roster, as the group has produced 18 points off six goals and six assists this season.

• Luke Burton has led the way from the striker position with three goals and two assists while making six starts up top for the Irish.

• Ren Sylvester has found his form with two goals and an assist, all coming over the last three matches.

• Alex Rosin has made five starts at left back and has proved capable of going forward in attack with a goal and three assists.

• Karson Baquero has played in each of the last four matches as a midfielder, including his first career start in the win over Hope.

SET-PIECE SUCCESS

• The Fighting Irish have scored nine goals off set pieces during the 2025 campaign.

• Three of the goals have come from free kicks, with Mitch Ferguson scoring a direct free kick and Diego Ochoa and Ferguson finishing from service into the box.

• The Irish have been even more lethal on corners, firing in six goals this season. Ferguson and Burton have each scored twice while Alex Rosin and Martin Von Thun have each recorded one.

BK THE GK

• Blake Kelly has gotten off to a great start to his sophomore season in goal for the Irish, posting four clean sheets.

• The shot stopper ranks second in the ACC in saves per game with a mark of 3.30 per outing.

• The sophomore has posted a save percentage of .786 during the 2025 campaign, ranking fourth in the ACC.

• Kelly started 12 matches for the Irish in 2024 and became the first true freshman goalie to start the season opener in the last 30 years for the program.

STRIKE FORCE

• The starting striker tandem of Wyatt Borso and Luke Burton has found its form over the last couple of weeks, as the two have combined for six goals and two assists.

• Borso ranks tied for second on the team in goals with three, scoring in three of the last five matches.

• Burton has recorded a point in five of the last six matches, scoring in wins over Pitt, Omaha and Hope and picking up assists in victories over Louisville, Wright State and Hope.

BALANCED ATTACK

• Eight players have scored the 16 goals for the Irish this season, as Mitch Ferguson (4), Wyatt Borso (3), Luke Burton (3) and Ren Sylvester (2) have each scored multiple times while Nolan Spicer, Diego Ochoa and Martin Vont Thun each found the back of the net once.

• Ten returning Irish players registered at least one point in their Notre Dame career, as the team returns 54 points from last year.

• Nine players that scored a goal during the 2024 campaign are back on this year's team.

• Junior Jack Flanagan is the top returning goal scorer on the 2025 squad after firing in a career-high four goals during his sophomore campaign.

2025 CAPTAINS

• Mitch Ferguson and Wyatt Lewis will serve as the captains for this year's Fighting Irish team and Blake Kelly will take on the role of assistant captain.

• Ferguson has appeared in 60 games over his Notre Dame career, scoring four goals and adding seven assists from the center back position.

• Lewis enters his third season with the Fighting Irish and has three goals and four assists as a holding midfielder.

• Kelly started 12 matches as a freshman in 2024, posting a record of 4-3-5 while recording 26 saves.

THE CHAD RILEY ERA

• McFarland Family Head Men's Soccer Coach Chad Riley is in his eighth season in charge of the Notre Dame men's soccer program in 2025.

• Riley became the first head coach in program history to lead the Fighting Irish to two College Cup appearances, coming during the 2021 and 2023 seasons.

• Notre Dame has captured both an ACC regular season and tournament title under his direction, both firsts in program history.

Notre Dame Record in 2025 Season	
Home.....	5-2-1
Away .....	1-0-1
Neutral .....	0-0-0
Vs. Ranked teams .....	2-1-0
Scoring first .....	5-0-1
Opponent scores first .....	0-2-0
Leading at halftime .....	5-0-0
Trailing at halftime .....	0-1-0
Tied at halftime .....	1-1-2
In overtime.....	0-0-0
Scoring 1 goal.....	1-0-1
Scoring 2 goals .....	1-0-0
Scoring 3 or more goals .....	4-0-0
Allowing 1 goal.....	1-1-1
Allowing 2 goals.....	2-1-0
Allowing 3 or more goals.....	0-0-0
One-goal games .....	3-1-0
Two-goal games.....	2-1-0
Three-plus goal games.....	1-0-0
Wins more corners .....	2-0-1
Opp. wins more corners .....	2-1-1
Corners are equal.....	1-1-0
More shots than opp. ....	5-0-1
Opp. has more shots.....	1-2-1
Shots are the same.....	1-0-0
More saves than opp. ....	1-2-1
Opp. has more saves.....	3-0-1
Saves are the same.....	2-0-0
In August .....	1-0-2
In September.....	5-2-0
In October .....	0-0-0
In November.....	0-0-0
Day Games .....	0-0-0
Night Games.....	6-2-2

## CHAD RILEY - MCFARLAND FAMILY MEN'S HEAD SOCCER COACH

CHAD  
RILEY

McFarland Family Men's  
Head Soccer Coach  
8th Season  
Notre Dame '04

CHAD RILEY  
PROFILE

- **Hire Date:** Jan. 4, 2018
- **Career Record:** 128-71-38 (.618)
- **ND Record:** 77-45-24 (.605)
- **NCAA Tournament Appearances:** 8  
(4, Notre Dame head coach, 4  
Dartmouth head coach)
- **Hometown:** Houston, Texas
- **Education:** Theology
- **Marital Status:** Wife - Caitlin
- **Children:** Georgina, Prescott,  
Bernadette

COACHING  
EXPERIENCE

2004	Assistant Coach Oberlin College
2005	Assistant Coach St. John's University
2006-11	Assistant Coach University of Notre Dame
2012	Assistant Coach Dartmouth College
2013-2017	Head Coach Dartmouth College
2018-present	Head Coach University of Notre Dame

PLAYING  
EXPERIENCE

2000-03	University of Notre Dame BIG EAST Conference 3-Time All-BIG EAST 2003 Notre Dame Captain
---------	---

## Year-By-Year Collegiately With Chad Riley

Year	School	Record	Postseason/Honors/Final Rankings
2004	Oberlin (assistant)	9-8-3	
<b>Totals Oberlin Assistant</b>		<b>9-8-3 (.525)</b>	<b>1 season</b>
2005	St. John's (assistant)	11-6-5	
<b>Totals St. John's Assistant</b>		<b>11-6-5 (.614)</b>	<b>1 season</b>
2006-11	Notre Dame (assistant)	71-37-21	
<b>Totals Notre Dame Assistant</b>		<b>71-37-21 (.632)</b>	<b>6 seasons</b>
2012	Dartmouth (assistant)	9-7-0	
<b>Totals Dartmouth Assistant</b>		<b>9-7-0 (.632)</b>	<b>1 season</b>
2013	Dartmouth	6-7-4	
2014	Dartmouth	12-5-2	Ivy League Champion NCAA Second Round #25 NSCAA Ivy League Coach of the Year
2015	Dartmouth	12-6-1	Ivy League Champion NCAA Second Round Ivy League Coach of the Year
2016	Dartmouth	9-5-5	Ivy League Champion NCAA Second Round
2017	Dartmouth	12-3-2	Ivy League Champion NCAA Second Round #23 United Soccer Coaches Ivy League Coach of the Year
<b>Totals Dartmouth Head Coach</b>		<b>51-26-14 (.637)</b>	<b>5 seasons</b>
2018	Notre Dame	11-7-3 (.595)	NCAA Quarterfinal #8 United Soccer Coaches
2019	Notre Dame	10-8-1 (.553)	NCAA First Round
2020-21	Notre Dame	8-9-0 (.471)	
2021	Notre Dame	14-5-5 (.696)	NCAA College Cup ACC Champion
2022	Notre Dame	8-7-2 (.529)	
2023	Notre Dame	13-3-6 (.727)	NCAA College Cup Final ACC Regular Season Champions USC National Coaching Staff of the Year ACC Coach of the Year #2 United Soccer Coaches Poll
2024	Notre Dame	7-5-5 (.559)	
2025	Notre Dame	6-2-2 (.700)	
<b>Totals McFarland Family Men's Head Soccer Coach</b>		<b>77-46-24 (.605)</b>	<b>8 seasons</b>

2025 NCAA TEAM RANKINGS

Statistic	National Rank	Conference Rank	Value	National Leader	Value	Conference Leader	Value
Assists Per Game (209 ranked)	40	7	1.90	Portland	3.67	Duke	3.44
Corner Kicks Per Game (210 ranked)	93	13	4.80	NC State	9.11	NC State	9.11
Fouls Per Game (210 ranked)	23	1	9.40	Air Force	6.89	Notre Dame	9.40
Goal Differential (210 ranked)	42	7	7	NC State	25	NC State	25
Penalty Kicks (129 ranked)	129	11	0.000	89 teams tied	1.000	7 teams tied	1.000
Points Per Game (210 ranked)	59	9	5.10	Duke	9.67	Duke	9.67
Red Cards (42 ranked)	42	2	1	Cal St. Fullerton VCU	4 4	Clemson	2
Save Pct (210 ranked)	44	4	0.791	Utah Valley	0.952	NC State	0.950
Saves Per Game (210 ranked)	104	2	3.40	Eastern Ill.	6.71	Boston College	3.70
Scoring Offense (210 ranked)	71	9	1.60	Duke	3.11	Duke	3.11
Shot Accuracy (210 ranked)	154	9	0.384	Manhattan	0.561	Duke	0.443
Shots Per Game (210 ranked)	89	14	12.50	UIC	22.56	NC State	21.22
Shots on Goal Per Game (210 ranked)	107	13	4.80	UIC	9.67	Duke	9.00
Shutout Percentage (193 ranked)	50	9	0.400	NC State	0.889	NC State	0.889
Team Goals Against Average (210 ranked)	48	6	0.900	NC State	0.111	NC State	0.111
Total Assists (208 ranked)	32	6	19	Portland	33	Duke	31
Total Goals (210 ranked)	44	7	16	Delaware Duke	28 28	Duke	28
Total Points (210 ranked)	42	7	51	Duke	87	Duke	87
Won-Lost-Tied Percentage (210 ranked)	37	5	0.700	Bryant Delaware	0.950 0.950	NC State	0.889
Yellow Cards (210 ranked)	167	11	13	Northern Ky.	33	Boston College	23

2025 NCAA INDIVIDUAL STAT RANKINGS

Statistic	Player	National Rank	Conference Rank	Value	National Leader	Value	Conference Leader	Value
Assists Per Game (136 ranked)	Nolan Spicer Alex Rosin	77 136	13 16	0.40 0.33	Keegan Oyler, Utah Valley	0.86	Marco Dos Santos, Virginia	0.75
Game-Winning Goals (23 ranked)	Luke Burton Mitch Ferguson	23 23	4 4	2 2	4 players tied	4	Zach Bohane, Stanford Donavan Phillip, NC State Nathan Richmond, Clemson	3 3 3
Goalie Minutes Played (138 ranked)	Blake Kelly	5	2	900:00	Eric Axtman, Lafayette Kyle Durham, UConn	990:00 990:00	Rowan Schnebly, Stanford	977:13
Goals Against Average (149 ranked)	Blake Kelly	52	6	0.900	Logan Erb, NC State	0.121	Logan Erb, NC State	0.121
Goals Per Game (138 ranked)	Mitch Ferguson	113	16	0.40	Donavan Phillip, NC State	1.44	Donavan Phillip, NC State	1.44
Penalty Kicks (179 ranked)					163 players tied	1.000	16 players tied	1.000
Points Per Game (120 ranked)					Donavan Phillip, NC State	2.89	Donavan Phillip, NC State	2.89
Red Cards (4 ranked)	Martin von Thun	4	1	1	Braian Amaro, Marshall Konstantin Donalies, Seton Hall Archie McDonnell, SIUE	2 2 2	4 players tied	1
Save Pct (150 ranked)	Blake Kelly	50	4	0.786	Kolby Sessions, Utah Valley	0.947	Logan Erb, NC State	0.944
Saves Per Game (150 ranked)	Blake Kelly	103	2	3.30	Franco Barba, Eastern Ill.	6.43	Andrej Borak, Boston College	4.11
Shot Accuracy (150 ranked)					Daniel Lugo, High Point	0.778	Mukisa Emmanuel, SMU	0.682
Shots Per Game (150 ranked)					Edouard Nys, UIC	5.44	Donavan Phillip, NC State	4.44
Shots on Goal Per Game (129 ranked)					Edouard Nys, UIC Donavan Phillip, NC State	2.78 2.78	Donavan Phillip, NC State	2.78
Shutouts (22 ranked)	Blake Kelly	22	4	4	Mitch Budler, Akron	8	Logan Erb, NC State Tomas Hut, Syracuse Alex Svetanoff, Louisville	5 5 5
Total Assists (95 ranked)	Nolan Spicer Alex Rosin Ian Shaul	37 95 95	9 14 14	4 3 3	Jakob Friedman, Monmouth	8	5 players tied	6
Total Goals (137 ranked)	Mitch Ferguson Wyatt Borso Luke Burton	72 137 137	14 19 19	4 3 3	Donavan Phillip, NC State	13	Donavan Phillip, NC State	13
Total Points (112 ranked)	Mitch Ferguson	112	17	9	Donavan Phillip, NC State Marius Stenner, Delaware	26 26	Donavan Phillip, NC State	26
Total Saves (147 ranked)	Blake Kelly	46	2	33	Enzo Gil, Bowling Green Tom Macauley, George Washington	50 50	Andrej Borak, Boston College	37
Yellow Cards (277 ranked)	Wyatt Lewis Ian Shaul	277 277	18 18	2 2	12 players tied	5	Olafur Floki Stephensen, Clemson	5

2025 TEAM STATISTICS

Date	Opponent		Score	Att.
08/21/2025	at Michigan	T	1-1	1400
08/24/2025	IU Indy	T	0-0	569
08/28/2025	Oregon St.	W	1-0	1127
09/07/2025	Indiana	L	0-1	2883
* 09/12/2025	at Pittsburgh	W	2-0	2000
09/16/2025	Omaha	W	3-1	353
* 09/19/2025	Louisville	W	3-0	2643
09/23/2025	Wright St.	W	3-2	210
* 09/27/2025	SMU	L	0-2	833
09/30/2025	Hope	W	3-2	264

Team statistics

	ND	OPP
SHOT STATISTICS		
Goals-Shot attempts	16-125	9-109
Goals scored per game	1.6	0.9
Shot pct.	.128	.083
Shots on goal-Attempts	48-125	43-109
SOG pct.	.384	.394
Shots/Game	12.5	10.9
Assists	19	6
GOAL BREAKDOWN		
Total Goals	16	9
Penalty	0	0
Unassisted	-	-
Overtime	0	0
Goals scored average	1.6	0.9
CORNER KICKS	48	49
PENALTY KICKS	0-0	0-0
OFFSIDES	18	3
PENALTIES		
Fouls	94	120
Yellow cards	13	22
Red cards	1	0
ATTENDANCE		
Total	8882	3400
Dates/Avg Per Date	8/1110	2/1700
Neutral Site #/Avg	0/0	-

Record	Overall	Home	Away	Neutral
All Games	6-2-2	5-2-1	1-0-1	0-0-0
Conference	2-1-0	1-1-0	1-0-0	0-0-0
Non-Conference	4-1-2	4-1-1	0-0-1	0-0-0

#	Player	GP	G	A	PTS	SH	SH%	SOG	SOG%	GWG	PK-ATT
2	Ferguson, Mitch	10	4	1	9	10	.400	6	.600	2	0-0
27	Burton, Luke	7	3	2	8	17	.176	7	.412	2	0-0
9	Borso, Wyatt	10	3	0	6	19	.158	8	.421	1	0-0
22	Spicer, Nolan	10	1	4	6	11	.091	2	.182	0	0-0
19	Sylvester, Ren	7	2	1	5	5	.400	4	.800	1	0-0
17	Rosin, Alex	9	1	3	5	4	.250	1	.250	0	0-0
18	Ochoa, Diego	10	1	1	3	4	.250	4	1.000	0	0-0
15	Shaul, Ian	10	0	3	3	3	.000	1	.333	0	0-0
13	von Thun, Martin	7	1	0	2	3	.333	2	.667	0	0-0
10	Baffour, KK	10	0	2	2	13	.000	1	.077	0	0-0
11	Flanagan, Jack	10	0	1	1	10	.000	5	.500	0	0-0
6	Lewis, Wyatt	10	0	1	1	4	.000	2	.500	0	0-0
7	Zimmermann, Nate	10	0	0	0	4	.000	1	.250	0	0-0
20	Hilden, Brady	7	0	0	0	4	.000	0	.000	0	0-0
3	McDowd, Sean	9	0	0	0	4	.000	1	.250	0	0-0
8	Bartlett, Nico	8	0	0	0	4	.000	2	.500	0	0-0
14	Schroeder, Will	7	0	0	0	2	.000	1	.500	0	0-0
24	Green, Sebastian	5	0	0	0	2	.000	0	.000	0	0-0
23	Dunphy, Stevie	7	0	0	0	1	.000	0	.000	0	0-0
21	Baquero, Karson	4	0	0	0	1	.000	0	.000	0	0-0
1	Kelly, Blake	10	0	0	0	0	.000	0	.000	0	0-0
Total		10	16	19	51	125	.128	48	.384	-	0-0
Opponents		10	9	6	24	109	.083	43	.394	-	0-0

#	Goalie	GP	MIN.	GA	GA AVG	SAVES	PCT	W-L-T	SHO/CBO
1	Kelly, Blake	10	900:00	9	0.90	33	.786	6-2-2	4/0
TM	TEAM	-	00:00	0	0.00	1	1.000	0-0-0	0/0
Total		10	900:00	9	0.90	34	.791	6-2-2	4
Opponents		10	900:00	16	1.60	32	.667	2-6-2	3

Goals by Periods

Team	1st	2nd	OT1	OT2	TOTAL
ND	9	7	0	0	16
Opponents	3	6	0	0	9

Shots by Periods

Team	1st	2nd	OT1	OT2	TOTAL
ND	55	70	0	0	125
Opponents	40	69	0	0	109

Saves by Periods

Team	1st	2nd	OT1	OT2	TOTAL
ND	12	22	0	0	34
Opponents	15	17	0	0	32

Corners by Periods

Team	1st	2nd	OT1	OT2	TOTAL
ND	25	23	0	0	48
Opponents	15	34	0	0	49

Fouls by Periods

Team	1st	2nd	OT1	OT2	TOTAL
ND	50	44	0	0	94
Opponents	63	57	0	0	120



## 2025 INDIVIDUAL SEASON STATISTICS



2025-26 Notre Dame Men's Soccer  
Individual Statistics  
All games

Page 1/2  
as of Oct 01, 2025

## Game Records

Overall	Conference	Home	Away	Neutral
6 - 2 - 2	2 - 1 - 0	5 - 2 - 1	1 - 0 - 1	0 - 0 - 0

## Team Box Score

No.	Player	GP-GS	MIN	G	A	PTS	SH	SH%	SOG	SOG%	YC	RC	GWG	PK-ATT	FG	OT	HAT	GTG	FOUL
2	Ferguson, Mitch	10-10	900	4	1	9	10	.400	6	.600	1	0	2	0-0	2	0	1	0	4
27	Burton, Luke	7-6	383	3	2	8	17	.176	7	.412	1	0	2	0-0	1	0	0	0	7
9	Borso, Wyatt	10-9	613	3	0	6	19	.158	8	.421	1	0	1	0-0	2	0	0	0	9
22	Spicer, Nolan	10-9	709	1	4	6	11	.091	2	.182	0	0	0	0-0	0	0	0	0	2
19	Sylvester, Ren	7-1	136	2	1	5	5	.400	4	.800	0	0	1	0-0	0	0	0	0	1
17	Rosin, Alex	9-5	482	1	3	5	4	.250	1	.250	1	0	0	0-0	1	0	0	0	4
18	Ochoa, Diego	10-10	900	1	1	3	4	.250	4	1.000	0	0	0	0-0	1	0	0	0	3
15	Shaul, Ian	10-10	697	0	3	3	3	.000	1	.333	2	0	0	0-0	0	0	0	0	9
13	von Thun, Martin	7-0	105	1	0	2	3	.333	2	.667	1	1	0	0-0	0	0	0	0	2
10	Baffour, KK	10-10	726	0	2	2	13	.000	1	.077	0	0	0	0-0	0	0	0	0	14
11	Flanagan, Jack	10-1	292	0	1	1	10	.000	5	.500	1	0	0	0-0	0	0	0	0	11
6	Lewis, Wyatt	10-10	886	0	1	1	4	.000	2	.500	2	0	0	0-0	0	0	0	0	11
7	Zimmermann, Nate	10-2	198	0	0	0	4	.000	1	.250	1	0	0	0-0	0	0	0	0	3
20	Hilden, Brady	7-1	166	0	0	0	4	.000	0	.000	0	0	0	0-0	0	0	0	0	2
3	McDowd, Sean	9-5	492	0	0	0	4	.000	1	.250	1	0	0	0-0	0	0	0	0	4
8	Bartlett, Nico	8-1	177	0	0	0	4	.000	2	.500	0	0	0	0-0	0	0	0	0	4
14	Schroeder, Will	7-4	448	0	0	0	2	.000	1	.500	0	0	0	0-0	0	0	0	0	2
24	Green, Sebastian	5-5	418	0	0	0	2	.000	0	.000	0	0	0	0-0	0	0	0	0	1
23	Dunphy, Stevie	7-0	133	0	0	0	1	.000	0	.000	0	0	0	0-0	0	0	0	0	1
21	Baquero, Karson	4-1	141	0	0	0	1	.000	0	.000	0	0	0	0-0	0	0	0	0	0
1	Kelly, Blake	10-10	900	0	0	0	0	.000	0	.000	0	0	0	0-0	0	0	0	0	0
<b>Total</b>		<b>10</b>	<b>-</b>	<b>16</b>	<b>19</b>	<b>51</b>	<b>125</b>	<b>.128</b>	<b>48</b>	<b>.384</b>	<b>13</b>	<b>1</b>	<b>-</b>	<b>0-0</b>	<b>7</b>	<b>0</b>	<b>1</b>	<b>-</b>	<b>94</b>
<b>Opponents</b>		<b>10</b>	<b>-</b>	<b>9</b>	<b>6</b>	<b>24</b>	<b>109</b>	<b>.083</b>	<b>43</b>	<b>.394</b>	<b>22</b>	<b>0</b>	<b>-</b>	<b>0-0</b>	<b>2</b>	<b>0</b>	<b>0</b>	<b>-</b>	<b>120</b>

			Goal Average			Saves		Record			
No.	Goalie	GP-GS	MINS	GA	GA AVG	SAVES	PCT	W	L	T	SHO/CBO
1	Kelly, Blake	10-10	900:00	9	0.90	33	.786	6	2	2	4/0
TM	TEAM	-	00:00	0	0.00	1	1.000	0	0	0	0/0
<b>Total</b>		<b>10</b>	<b>900:00</b>	<b>9</b>	<b>0.90</b>	<b>34</b>	<b>.791</b>	<b>6</b>	<b>2</b>	<b>2</b>	<b>4</b>
<b>Opponents</b>		<b>10</b>	<b>900:00</b>	<b>16</b>	<b>1.60</b>	<b>32</b>	<b>.667</b>	<b>2</b>	<b>6</b>	<b>2</b>	<b>3</b>

## Goals by Periods

Team	1st	2nd	OT1	OT2	TOTAL
ND	9	7	0	0	16
Opponents	3	6	0	0	9

## Corners by Periods

Team	1st	2nd	OT1	OT2	TOTAL
ND	25	23	0	0	48
Opponents	15	34	0	0	49

## Shots by Periods

Team	1st	2nd	OT1	OT2	TOTAL
ND	55	70	0	0	125
Opponents	40	69	0	0	109

## Fouls by Periods

Team	1st	2nd	OT1	OT2	TOTAL
ND	50	44	0	0	94
Opponents	63	57	0	0	120

## 2025 GAME-BY-GAME COMPARISON



2025-26 Notre Dame Men's Soccer  
Team Game-by-Game Comparison  
All games

Page 1/1  
as of Oct 01, 2025

Date	Opponent	Score	Goals	Assists	Shots	On Goal	Corners	Fouls	YC	RC	Offsides
08/21/2025	Michigan	1-1	1/1	1/1	4/13	2/4	3/6	11/15	4/3	0/0	2/0
08/24/2025	IU Indy	0-0	0/0	0/0	15/4	5/4	10/1	9/14	1/3	0/0	2/0
08/28/2025	Oregon St.	1-0	1/0	1/0	3/16	2/7	0/7	17/16	2/2	0/0	3/0
09/07/2025	Indiana	0-1	0/1	0/1	13/14	2/5	2/2	5/12	0/3	0/0	2/0
09/12/2025	Pittsburgh	2-0	2/0	2/0	8/8	4/2	1/10	10/9	1/1	0/0	2/0
09/16/2025	Omaha	3-1	3/1	4/1	14/6	6/2	7/1	9/10	1/1	0/0	3/0
09/19/2025	Louisville	3-0	3/0	3/0	19/14	9/6	6/8	3/10	0/2	0/0	0/0
09/23/2025	Wright St.	3-2	3/2	4/0	15/11	7/2	6/6	10/9	1/4	0/0	1/0
09/27/2025	SMU	0-2	0/2	0/1	9/14	2/8	4/6	10/13	2/0	1/0	1/3
09/30/2025	Hope	3-2	3/2	4/2	25/9	9/3	9/2	10/12	1/3	0/0	2/0
<b>Totals</b>		<b>16-9</b>	<b>16/9</b>	<b>19/6</b>	<b>125/109</b>	<b>48/43</b>	<b>48/49</b>	<b>94/120</b>	<b>13/22</b>	<b>1/0</b>	<b>18/3</b>

Note: Game totals are displayed in the format TEAM/OPPONENT for each category

## 2024 GAME-BY-GAME COMPARISON

Date	Opponent	Score	Goals	Assists	Shots	On Goal	Corners	Fouls	YC	RC	Offsides
08/22/2024	Akron	1-1	1/1	0/2	11/5	3/1	5/5	6/13	3/2	0/0	5/1
08/29/2024	Indiana	2-2	2/2	2/1	6/18	4/10	4/9	15/6	1/0	0/0	3/0
09/06/2024	Louisville	2-1	2/1	1/1	10/15	6/3	2/2	11/15	1/1	0/0	1/1
09/10/2024	Duquesne	1-1	1/1	1/0	21/3	8/2	8/0	15/13	1/3	0/0	0/1
09/14/2024	Stanford	0-1	0/1	0/1	15/4	2/2	9/2	9/9	3/5	0/1	3/1
09/20/2024	Chicago St.	6-1	6/1	8/0	18/10	7/7	4/2	12/9	1/3	0/0	6/2
09/24/2024	Detroit Mercy	3-1	3/1	3/2	16/3	8/3	9/1	4/11	1/0	0/0	6/2
09/27/2024	Clemson	2-1	2/1	2/1	8/6	4/2	1/3	12/13	1/3	0/1	1/0
10/01/2024	Trine	7-1	7/1	5/0	22/7	12/2	7/2	9/8	0/1	0/0	4/0
10/05/2024	Syracuse	1-2	1/2	1/3	16/10	4/3	9/4	8/18	0/2	0/0	1/1
10/08/2024	Michigan	0-1	0/1	0/1	16/10	8/4	6/1	10/17	1/2	0/0	3/2
10/11/2024	North Carolina	1-1	1/1	1/1	9/10	4/4	3/5	9/10	3/2	0/0	3/1
10/19/2024	Boston College	1-1	1/1	0/2	17/10	5/3	7/3	3/10	3/2	0/0	1/0
10/22/2024	UIC	5-0	5/0	8/0	17/6	11/2	6/5	7/11	0/1	0/0	1/1
10/27/2024	California	2-0	2/0	2/0	6/13	2/3	2/5	9/12	1/2	0/0	1/0
11/01/2024	Duke	0-4	0/4	0/4	8/16	4/7	3/4	7/9	2/1	1/0	3/0
11/06/2024	Stanford	2-3	2/3	1/2	7/18	2/7	1/6	13/8	1/4	0/0	1/0
<b>Totals</b>		<b>36-22</b>	<b>36/22</b>	<b>35/21</b>	<b>223/164</b>	<b>94/65</b>	<b>86/59</b>	<b>159/192</b>	<b>23/34</b>	<b>1/2</b>	<b>43/13</b>

Note: Game totals are displayed in the format TEAM/OPPONENT for each category





## 2025 CAREER STATISTICS

## BAFFOUR, Kk

SEASON	TEAM	GP-GS	Min.	G	A	Pts	Shot	Shot%	SOG	SOG%	GW	PK-Att
2022-23	ND	16 - 9	744:56	2	3	7	19	.105	7	.368	1	0 - 0
2023-24	ND	21 - 19	1372:08	2	7	11	36	.056	16	.444	0	0 - 0
2024-25	ND	16 - 16	1191:49	1	5	7	34	.029	15	.441	0	0 - 1
2025-26	ND	10 - 10	725:27	0	2	2	13	.000	1	.077	0	0 - 0
<b>TOTAL</b>		<b>63 - 54</b>	<b>4034:21</b>	<b>5</b>	<b>17</b>	<b>27</b>	<b>102</b>	<b>.049</b>	<b>39</b>	<b>.382</b>	<b>1</b>	<b>0 - 1</b>

## Single Game Highs

Statistic	Value	
Points	4	vs Kalamazoo 09/27/22
Goals	1	5 times
Assists	2	vs Kalamazoo 09/27/22, vs Chicago St. 09/20/24
Shots	6	vs NIU 09/01/23

## BAQUERO, Karson

SEASON	TEAM	GP-GS	Min.	G	A	Pts	Shot	Shot%	SOG	SOG%	GW	PK-Att
2025-26	ND	4 - 1	140:46	0	0	0	1	.000	0	.000	0	0 - 0
<b>TOTAL</b>		<b>4 - 1</b>	<b>140:46</b>	<b>0</b>	<b>0</b>	<b>0</b>	<b>1</b>	<b>.000</b>	<b>0</b>	<b>.000</b>	<b>0</b>	<b>0 - 0</b>

## Single Game Highs

Statistic	Value	
Shots	1	vs Wright St. 09/23/25

## BARTLETT, Nico

SEASON	TEAM	GP-GS	Min.	G	A	Pts	Shot	Shot%	SOG	SOG%	GW	PK-Att
2024-25	ND	3 - 0	48:54	1	0	2	1	1.000	1	1.000	0	0 - 0
2025-26	ND	8 - 1	176:02	0	0	0	4	.000	2	.500	0	0 - 0
<b>TOTAL</b>		<b>11 - 1</b>	<b>224:56</b>	<b>1</b>	<b>0</b>	<b>2</b>	<b>5</b>	<b>.200</b>	<b>3</b>	<b>.600</b>	<b>0</b>	<b>0 - 0</b>

## Single Game Highs

Statistic	Value	
Points	2	vs Trine 10/01/24
Goals	1	vs Trine 10/01/24
Shots	2	vs Louisville 09/19/25, vs Hope 09/30/25

## 2025 CAREER STATISTICS

## BOATENG, Daniel

SEASON	TEAM	GP-GS	Min.	G	A	Pts	Shot	Shot%	SOG	SOG%	GW	PK-Att
2022-23	ND	1 - 0	45:00	0	0	0	0	.000	0	.000	0	0 - 0
2024-25	ND	2 - 0	24:39	0	0	0	0	.000	0	.000	0	0 - 0
<b>TOTAL</b>		<b>3 - 0</b>	<b>69:39</b>	<b>0</b>	<b>0</b>	<b>0</b>	<b>0</b>	<b>.000</b>	<b>0</b>	<b>.000</b>	<b>0</b>	<b>0 - 0</b>

## BORSO, Wyatt

SEASON	TEAM	GP-GS	Min.	G	A	Pts	Shot	Shot%	SOG	SOG%	GW	PK-Att
2022-23	ND	17 - 12	908:53	2	1	5	25	.080	11	.440	1	0 - 0
2023-24	ND	6 - 1	147:27	1	2	4	4	.250	2	.500	0	0 - 0
2025-26	ND	10 - 9	612:23	3	0	6	19	.158	8	.421	1	0 - 0
<b>TOTAL</b>		<b>33 - 22</b>	<b>1668:44</b>	<b>6</b>	<b>3</b>	<b>15</b>	<b>48</b>	<b>.125</b>	<b>21</b>	<b>.438</b>	<b>2</b>	<b>0 - 0</b>

## Single Game Highs

Statistic	Value	
Points	2	6 times
Goals	1	6 times
Assists	1	vs Michigan 10/25/22, vs Oberlin 10/10/23, vs IU Indy 08/27/23
Shots	4	vs IU Indy 08/24/25

## BURTON, Luke

SEASON	TEAM	GP-GS	Min.	G	A	Pts	Shot	Shot%	SOG	SOG%	GW	PK-Att
2025-26	ND	7 - 6	382:03	3	2	8	17	.176	7	.412	2	0 - 0
<b>TOTAL</b>		<b>7 - 6</b>	<b>382:03</b>	<b>3</b>	<b>2</b>	<b>8</b>	<b>17</b>	<b>.176</b>	<b>7</b>	<b>.412</b>	<b>2</b>	<b>0 - 0</b>

## Single Game Highs

Statistic	Value	
Points	2	vs Hope 09/30/25, at Pittsburgh 09/12/25, vs Omaha 09/16/25
Goals	1	vs Hope 09/30/25, at Pittsburgh 09/12/25, vs Omaha 09/16/25
Assists	1	vs Louisville 09/19/25, vs Wright St. 09/23/25
Shots	5	vs Omaha 09/16/25

## 2025 CAREER STATISTICS

## DUNPHY, Stevie

SEASON	TEAM	GP-GS	Min.	G	A	Pts	Shot	Shot%	SOG	SOG%	GW	PK-Att
2024-25	ND	15 - 0	245:43	1	1	3	6	.167	1	.167	0	0 - 0
2025-26	ND	7 - 0	132:42	0	0	0	1	.000	0	.000	0	0 - 0
<b>TOTAL</b>		<b>22 - 0</b>	<b>378:24</b>	<b>1</b>	<b>1</b>	<b>3</b>	<b>7</b>	<b>.143</b>	<b>1</b>	<b>.143</b>	<b>0</b>	<b>0 - 0</b>

## Single Game Highs

Statistic	Value	
Points	2	vs Clemson 09/27/24
Goals	1	vs Clemson 09/27/24
Assists	1	vs UIC 10/22/24
Shots	2	vs UIC 10/22/24, vs Trine 10/01/24

## EGAN, Liam

SEASON	TEAM	GP-GS	Min.	G	A	Pts	Shot	Shot%	SOG	SOG%	GW	PK-Att
2022-23	ND	1 - 0	45:00	0	0	0	0	.000	0	.000	0	0 - 0
2024-25	ND	1 - 0	07:28	0	0	0	0	.000	0	.000	0	0 - 0
<b>TOTAL</b>		<b>2 - 0</b>	<b>52:28</b>	<b>0</b>	<b>0</b>	<b>0</b>	<b>0</b>	<b>.000</b>	<b>0</b>	<b>.000</b>	<b>0</b>	<b>0 - 0</b>

SEASON	TEAM	GP-GS	Minutes	GA	GAAvg	Saves	Save%	W	L	T	SHO/CBO
2022-23	ND	1 - 0	45:00	0	0	1	1.000	0	0	0	0/1
2024-25	ND	1 - 0	07:28	0	0	2	1.000	0	0	0	0/0
<b>TOTAL</b>		<b>2 - 0</b>	<b>52:28</b>	<b>0</b>	<b>0</b>	<b>3</b>	<b>1.000</b>	<b>0</b>	<b>0</b>	<b>0</b>	<b>0/1</b>

## Single Game Highs

Statistic	Value	
Saves	2	vs Chicago St. 09/20/24

## FERGUSON, Mitch

SEASON	TEAM	GP-GS	Min.	G	A	Pts	Shot	Shot%	SOG	SOG%	GW	PK-Att
2022-23	ND	17 - 5	932:08	1	2	4	9	.111	3	.333	0	0 - 0
2023-24	ND	17 - 16	1348:60	0	2	2	6	.000	2	.333	0	0 - 0
2024-25	ND	16 - 16	1391:33	2	3	7	9	.222	4	.444	0	0 - 0
2025-26	ND	10 - 10	900:00	4	1	9	10	.400	6	.600	2	0 - 0
<b>TOTAL</b>		<b>60 - 47</b>	<b>4572:41</b>	<b>7</b>	<b>8</b>	<b>22</b>	<b>34</b>	<b>.206</b>	<b>15</b>	<b>.441</b>	<b>2</b>	<b>0 - 0</b>

## Single Game Highs

Statistic	Value	
Points	6	vs Wright St. 09/23/25
Goals	3	vs Wright St. 09/23/25



2025 CAREER STATISTICS

FLANAGAN, Jack

SEASON	TEAM	GP-GS	Min.	G	A	Pts	Shot	Shot%	SOG	SOG%	GW	PK-Att
2024-25	ND	17 - 16	1006:40	4	1	9	22	.182	8	.364	1	0 - 0
2025-26	ND	10 - 1	291:22	0	1	1	10	.000	5	.500	0	0 - 0
TOTAL		27 - 17	1298:02	4	2	10	32	.125	13	.406	1	0 - 0

Single Game Highs

Statistic	Value	
Points	4	vs Chicago St. 09/20/24
Goals	2	vs Chicago St. 09/20/24
Assists	1	vs Detroit Mercy 09/24/24, vs Louisville 09/19/25
Shots	4	vs Hope 09/30/25

GREEN, Sebastian

SEASON	TEAM	GP-GS	Min.	G	A	Pts	Shot	Shot%	SOG	SOG%	GW	PK-Att
2022-23	ND	17 - 5	686:05	1	0	2	4	.250	2	.500	0	0 - 0
2023-24	ND	20 - 6	811:15	0	0	0	8	.000	1	.125	0	0 - 0
2024-25	ND	15 - 11	987:45	2	3	7	13	.154	3	.231	0	0 - 0
2025-26	ND	5 - 5	417:49	0	0	0	2	.000	0	.000	0	0 - 0
TOTAL		57 - 27	2902:54	3	3	9	27	.111	6	.222	0	0 - 0

Single Game Highs

Statistic	Value	
Points	4	vs UIC 10/22/24
Goals	2	vs UIC 10/22/24
Assists	3	vs Chicago St. 09/20/24
Shots	3	vs Michigan 10/08/24, vs UIC 10/22/24

HILDEN, Brady

SEASON	TEAM	GP-GS	Min.	G	A	Pts	Shot	Shot%	SOG	SOG%	GW	PK-Att
2025-26	ND	7 - 1	165:59	0	0	0	4	.000	0	.000	0	0 - 0
TOTAL		7 - 1	165:59	0	0	0	4	.000	0	.000	0	0 - 0

Single Game Highs

Statistic	Value	
Shots	2	vs IU Indy 08/24/25, vs Hope 09/30/25



## 2025 CAREER STATISTICS

## KELLY, Blake

SEASON	TEAM	GP-GS	Min.	G	A	Pts	Shot	Shot%	SOG	SOG%	GW	PK-Att
2024-25	ND	12 - 12	1072:32	0	0	0	0	.000	0	.000	0	0 - 0
2025-26	ND	10 - 10	900:00	0	0	0	0	.000	0	.000	0	0 - 0
<b>TOTAL</b>		<b>22 - 22</b>	<b>1972:32</b>	<b>0</b>	<b>0</b>	<b>0</b>	<b>0</b>	<b>.000</b>	<b>0</b>	<b>.000</b>	<b>0</b>	<b>0 - 0</b>

SEASON	TEAM	GP-GS	Minutes	GA	GAAvg	Saves	Save%	W	L	T	SHO/CBO
2024-25	ND	12 - 12	1072:32	14	1.18	26	.650	4	3	5	0/0
2025-26	ND	10 - 10	900:00	9	0.9	33	.786	6	2	2	4/0
<b>TOTAL</b>		<b>22 - 22</b>	<b>1972:32</b>	<b>23</b>	<b>1.05</b>	<b>59</b>	<b>.720</b>	<b>10</b>	<b>5</b>	<b>7</b>	<b>4/0</b>

## Single Game Highs

Statistic	Value
Saves	8 at Indiana 08/29/24

## LEWIS, Wyatt

SEASON	TEAM	GP-GS	Min.	G	A	Pts	Shot	Shot%	SOG	SOG%	GW	PK-Att
2023-24	ND	20 - 4	939:12	1	3	5	13	.077	4	.308	1	0 - 0
2024-25	ND	17 - 14	1285:01	2	1	5	15	.133	6	.400	0	0 - 0
2025-26	ND	10 - 10	885:21	0	1	1	4	.000	2	.500	0	0 - 0
<b>TOTAL</b>		<b>47 - 28</b>	<b>3109:35</b>	<b>3</b>	<b>5</b>	<b>11</b>	<b>32</b>	<b>.094</b>	<b>12</b>	<b>.375</b>	<b>1</b>	<b>0 - 0</b>

## Single Game Highs

Statistic	Value
Points	4 vs UIC 10/22/24
Goals	2 vs UIC 10/22/24
Assists	2 vs Pittsburgh 10/27/23
Shots	3 vs Detroit Mercy 09/24/24, vs UIC 10/22/24

## MCDOWD, Sean

SEASON	TEAM	GP-GS	Min.	G	A	Pts	Shot	Shot%	SOG	SOG%	GW	PK-Att
2023-24	ND	11 - 2	273:47	0	1	1	2	.000	0	.000	0	0 - 0
2024-25	ND	11 - 2	287:21	0	0	0	1	.000	0	.000	0	0 - 0
2025-26	ND	9 - 5	491:60	0	0	0	4	.000	1	.250	0	0 - 0
<b>TOTAL</b>		<b>31 - 9</b>	<b>1053:08</b>	<b>0</b>	<b>1</b>	<b>1</b>	<b>7</b>	<b>.000</b>	<b>1</b>	<b>.143</b>	<b>0</b>	<b>0 - 0</b>

## Single Game Highs

Statistic	Value
Points	1 vs Oberlin 10/10/23

## 2025 CAREER STATISTICS

## OCHOA, Diego

SEASON	TEAM	GP-GS	Min.	G	A	Pts	Shot	Shot%	SOG	SOG%	GW	PK-Att
2021-22	BC	10 - 6	516:51	0	1	1	1	.000	0	.000	0	0 - 0
2022-23	BC	14 - 14	1232:23	1	1	3	11	.091	5	.455	0	0 - 0
2023-24	BC	13 - 13	1063:08	0	1	1	4	.000	1	.250	0	0 - 0
2024-25	BC	7 - 1	179:45	1	0	2	5	.200	1	.200	0	0 - 0
2025-26	ND	10 - 10	900:00	1	1	3	4	.250	4	1.000	0	0 - 0
<b>TOTAL FOR ND</b>		<b>10 - 10</b>	<b>900:00</b>	<b>1</b>	<b>1</b>	<b>3</b>	<b>4</b>	<b>.250</b>	<b>4</b>	<b>1.000</b>	<b>0</b>	<b>0 - 0</b>
<b>TOTAL</b>		<b>54 - 44</b>	<b>3892:07</b>	<b>3</b>	<b>4</b>	<b>10</b>	<b>25</b>	<b>.120</b>	<b>11</b>	<b>.440</b>	<b>0</b>	<b>0 - 0</b>

## Single Game Highs

Statistic	Value	
Points	2	at Boston U. 09/24/24, at Michigan 08/21/25, vs Quinnipiac 08/25/22
Goals	1	at Boston U. 09/24/24, vs Quinnipiac 08/25/22, at Michigan 08/21/25
Assists	1	4 times
Shots	3	vs Siena 09/06/22, vs Quinnipiac 08/25/22, vs Suffolk 10/02/23

## ROSIN, Alex

SEASON	TEAM	GP-GS	Min.	G	A	Pts	Shot	Shot%	SOG	SOG%	GW	PK-Att
2025-26	ND	9 - 5	481:42	1	3	5	4	.250	1	.250	0	0 - 0
<b>TOTAL</b>		<b>9 - 5</b>	<b>481:42</b>	<b>1</b>	<b>3</b>	<b>5</b>	<b>4</b>	<b>.250</b>	<b>1</b>	<b>.250</b>	<b>0</b>	<b>0 - 0</b>

## Single Game Highs

Statistic	Value	
Points	2	vs Hope 09/30/25, vs Omaha 09/16/25
Goals	1	vs Hope 09/30/25
Assists	2	vs Omaha 09/16/25
Shots	2	vs Wright St. 09/23/25

## ROSS, Jack

SEASON	TEAM	GP-GS	Min.	G	A	Pts	Shot	Shot%	SOG	SOG%	GW	PK-Att
2024-25	ND	2 - 0	78:06	0	0	0	0	.000	0	.000	0	0 - 0
<b>TOTAL</b>		<b>2 - 0</b>	<b>78:06</b>	<b>0</b>	<b>0</b>	<b>0</b>	<b>0</b>	<b>.000</b>	<b>0</b>	<b>.000</b>	<b>0</b>	<b>0 - 0</b>



## 2025 CAREER STATISTICS

## SCHROEDER, Will

SEASON	TEAM	GP-GS	Min.	G	A	Pts	Shot	Shot%	SOG	SOG%	GW	PK-Att
2024-25	ND	16 - 1	390:38	0	0	0	6	.000	2	.333	0	0 - 0
2025-26	ND	7 - 4	447:54	0	0	0	2	.000	1	.500	0	0 - 0
<b>TOTAL</b>		<b>23 - 5</b>	<b>838:32</b>	<b>0</b>	<b>0</b>	<b>0</b>	<b>8</b>	<b>.000</b>	<b>3</b>	<b>.375</b>	<b>0</b>	<b>0 - 0</b>

## Single Game Highs

Statistic	Value
Shots	3 vs Michigan 10/08/24

## SHAUL, Ian

SEASON	TEAM	GP-GS	Min.	G	A	Pts	Shot	Shot%	SOG	SOG%	GW	PK-Att
2024-25	ND	16 - 6	701:20	1	3	5	9	.111	3	.333	1	0 - 0
2025-26	ND	10 - 10	696:20	0	3	3	3	.000	1	.333	0	0 - 0
<b>TOTAL</b>		<b>26 - 16</b>	<b>1397:40</b>	<b>1</b>	<b>6</b>	<b>8</b>	<b>12</b>	<b>.083</b>	<b>4</b>	<b>.333</b>	<b>1</b>	<b>0 - 0</b>

## Single Game Highs

Statistic	Value
Points	2 vs Chicago St. 09/20/24, vs Trine 10/01/24
Goals	1 vs Trine 10/01/24
Assists	2 vs Chicago St. 09/20/24
Shots	2 vs Duquesne 09/10/24, vs Stanford 09/14/24, vs Trine 10/01/24

## SPICER, Nolan

SEASON	TEAM	GP-GS	Min.	G	A	Pts	Shot	Shot%	SOG	SOG%	GW	PK-Att
2023-24	ND	20 - 6	869:19	1	4	6	10	.100	5	.500	0	0 - 0
2024-25	ND	17 - 13	1003:33	3	2	8	17	.176	10	.588	0	0 - 0
2025-26	ND	10 - 9	708:00	1	4	6	11	.091	2	.182	0	0 - 0
<b>TOTAL</b>		<b>47 - 28</b>	<b>2580:52</b>	<b>5</b>	<b>10</b>	<b>20</b>	<b>38</b>	<b>.132</b>	<b>17</b>	<b>.447</b>	<b>0</b>	<b>0 - 0</b>

## Single Game Highs

Statistic	Value
Points	2 7 times
Goals	1 5 times
Assists	2 vs Pittsburgh 10/27/23, at Pittsburgh 09/12/25
Shots	3 vs Duquesne 09/10/24, vs Detroit Mercy 09/24/24, vs Louisville 09/19/25

## 2025 CAREER STATISTICS

## SYLVESTER, Ren

SEASON	TEAM	GP-GS	Min.	G	A	Pts	Shot	Shot%	SOG	SOG%	GW	PK-Att
2025-26	ND	7 - 1	135:16	2	1	5	5	.400	4	.800	1	0 - 0
<b>TOTAL</b>		<b>7 - 1</b>	<b>135:16</b>	<b>2</b>	<b>1</b>	<b>5</b>	<b>5</b>	<b>.400</b>	<b>4</b>	<b>.800</b>	<b>1</b>	<b>0 - 0</b>

## Single Game Highs

Statistic	Value	
Points	3	vs Hope 09/30/25
Goals	1	vs Hope 09/30/25, vs Louisville 09/19/25
Assists	1	vs Hope 09/30/25
Shots	2	vs Hope 09/30/25, vs Wright St. 09/23/25

## ZIMMERMANN, Nate

SEASON	TEAM	GP-GS	Min.	G	A	Pts	Shot	Shot%	SOG	SOG%	GW	PK-Att
2023-24	ND	5 - 0	92:37	1	0	2	2	.500	1	.500	0	0 - 0
2024-25	ND	3 - 0	52:27	0	1	1	1	.000	0	.000	0	0 - 0
2025-26	ND	10 - 2	197:29	0	0	0	4	.000	1	.250	0	0 - 0
<b>TOTAL</b>		<b>18 - 2</b>	<b>342:33</b>	<b>1</b>	<b>1</b>	<b>3</b>	<b>7</b>	<b>.143</b>	<b>2</b>	<b>.286</b>	<b>0</b>	<b>0 - 0</b>

## Single Game Highs

Statistic	Value	
Points	2	vs Oberlin 10/10/23
Goals	1	vs Oberlin 10/10/23
Assists	1	vs Trine 10/01/24
Shots	2	vs Oberlin 10/10/23

## VON THUN, Martin

SEASON	TEAM	GP-GS	Min.	G	A	Pts	Shot	Shot%	SOG	SOG%	GW	PK-Att
2025-26	ND	7 - 0	104:23	1	0	2	3	.333	2	.667	0	0 - 0
<b>TOTAL</b>		<b>7 - 0</b>	<b>104:23</b>	<b>1</b>	<b>0</b>	<b>2</b>	<b>3</b>	<b>.333</b>	<b>2</b>	<b>.667</b>	<b>0</b>	<b>0 - 0</b>

## Single Game Highs

Statistic	Value	
Points	2	vs Omaha 09/16/25
Goals	1	vs Omaha 09/16/25
Shots	1	vs Oregon St. 08/28/25, vs Omaha 09/16/25, vs Louisville 09/19/25

## 2025 INDIVIDUAL GAME-BY-GAME

## #1 KELLY, Blake

Date	Opponent	SCORE	GP	GS	G	A	PTS	SH	SH%	SOG	SOG%	GW	PK-ATT	YC	RC	MIN
08/21/2025	at Michigan	1-1	*	*	0	0	0	0	.000	0	.000	0	0-0	0	0	90
08/24/2025	IU Indy	0-0	*	*	0	0	0	0	.000	0	.000	0	0-0	0	0	90
08/28/2025	Oregon St.	1-0	*	*	0	0	0	0	.000	0	.000	0	0-0	0	0	90
09/07/2025	Indiana	0-1	*	*	0	0	0	0	.000	0	.000	0	0-0	0	0	90
09/12/2025	at Pittsburgh	2-0	*	*	0	0	0	0	.000	0	.000	0	0-0	0	0	90
09/16/2025	Omaha	3-1	*	*	0	0	0	0	.000	0	.000	0	0-0	0	0	90
09/19/2025	Louisville	3-0	*	*	0	0	0	0	.000	0	.000	0	0-0	0	0	90
09/23/2025	Wright St.	3-2	*	*	0	0	0	0	.000	0	.000	0	0-0	0	0	90
09/27/2025	SMU	0-2	*	*	0	0	0	0	.000	0	.000	0	0-0	0	0	90
09/30/2025	Hope	3-2	*	*	0	0	0	0	.000	0	.000	0	0-0	0	0	90
<b>Totals</b>		<b>16-9</b>	<b>10</b>	<b>10</b>	<b>0</b>	<b>0</b>	<b>0</b>	<b>0</b>	<b>.000</b>	<b>0</b>	<b>.000</b>	<b>0</b>	<b>0-0</b>	<b>0</b>	<b>0</b>	<b>900</b>

## Player Averages

Games Played	Shots per game	Assists per game	Goals per game	Points per game
10	0.00	0.00	0.00	0.00

Date	Opponent	SCORE	GP	GS	Minutes	GA	GA AVG	Saves	Save%	W	L	T	SHO/CBO
08/21/2025	at Michigan	1-1	*	*	90:00	1	1.00	3	.750	0	0	1	0/0
08/24/2025	IU Indy	0-0	*	*	90:00	0	0.00	4	1.000	0	0	2	1/0
08/28/2025	Oregon St.	1-0	*	*	90:00	0	0.00	7	1.000	1	0	2	1/0
09/07/2025	Indiana	0-1	*	*	90:00	1	1.00	3	.750	1	1	2	0/0
09/12/2025	at Pittsburgh	2-0	*	*	90:00	0	0.00	2	1.000	2	1	2	1/0
09/16/2025	Omaha	3-1	*	*	90:00	1	1.00	1	.500	3	1	2	0/0
09/19/2025	Louisville	3-0	*	*	90:00	0	0.00	6	1.000	4	1	2	1/0
09/23/2025	Wright St.	3-2	*	*	90:00	2	2.00	0	.000	5	1	2	0/0
09/27/2025	SMU	0-2	*	*	90:00	2	2.00	6	.750	5	2	2	0/0
09/30/2025	Hope	3-2	*	*	90:00	2	2.00	1	.333	6	2	2	0/0
<b>Totals</b>			<b>10</b>	<b>10</b>	<b>900:00</b>	<b>9</b>	<b>0.90</b>	<b>33</b>	<b>.786</b>	<b>6</b>	<b>2</b>	<b>2</b>	<b>4/0</b>

## 2025 INDIVIDUAL GAME-BY-GAME

## #2 FERGUSON, Mitch

Date	Opponent	SCORE	GP	GS	G	A	PTS	SH	SH%	SOG	SOG%	GW	PK-ATT	YC	RC	MIN
08/21/2025	at Michigan	1-1	*	*	0	0	0	0	.000	0	.000	0	0-0	1	0	90
08/24/2025	IU Indy	0-0	*	*	0	0	0	2	.000	1	.500	0	0-0	0	0	90
08/28/2025	Oregon St.	1-0	*	*	1	0	2	1	.333	1	.667	1	0-0	0	0	90
09/07/2025	Indiana	0-1	*	*	0	0	0	1	.250	0	.500	0	0-0	0	0	90
09/12/2025	at Pittsburgh	2-0	*	*	0	0	0	0	.250	0	.500	0	0-0	0	0	90
09/16/2025	Omaha	3-1	*	*	0	0	0	0	.250	0	.500	0	0-0	0	0	90
09/19/2025	Louisville	3-0	*	*	0	0	0	1	.200	0	.400	0	0-0	0	0	90
09/23/2025	Wright St.	3-2	*	*	3	0	6	3	.500	3	.625	1	0-0	0	0	90
09/27/2025	SMU	0-2	*	*	0	0	0	0	.500	0	.625	0	0-0	0	0	90
09/30/2025	Hope	3-2	*	*	0	1	1	2	.400	1	.600	0	0-0	0	0	90
<b>Totals</b>		<b>16-9</b>	<b>10</b>	<b>10</b>	<b>4</b>	<b>1</b>	<b>9</b>	<b>10</b>	<b>.400</b>	<b>6</b>	<b>.600</b>	<b>2</b>	<b>0-0</b>	<b>1</b>	<b>0</b>	<b>900</b>

## Player Averages

Games Played	Shots per game	Assists per game	Goals per game	Points per game
10	1.00	0.10	0.40	0.90

## 2025 INDIVIDUAL GAME-BY-GAME

## #3 MCDOWD, Sean

Date	Opponent	SCORE	GP	GS	G	A	PTS	SH	SH%	SOG	SOG%	GW	PK-ATT	YC	RC	MIN
08/21/2025	at Michigan	1-1	*	*	0	0	0	0	.000	0	.000	0	0-0	0	0	56
08/24/2025	IU Indy	0-0	*	*	0	0	0	0	.000	0	.000	0	0-0	0	0	66
08/28/2025	Oregon St.	1-0	*	*	0	0	0	1	.000	1	1.000	0	0-0	0	0	90
09/07/2025	Indiana	0-1	*		0	0	0	0	.000	0	1.000	0	0-0	0	0	12
09/16/2025	Omaha	3-1	*		0	0	0	0	.000	0	1.000	0	0-0	0	0	6
09/19/2025	Louisville	3-0	*		0	0	0	0	.000	0	1.000	0	0-0	0	0	64
09/23/2025	Wright St.	3-2	*	*	0	0	0	1	.000	0	.500	0	0-0	0	0	77
09/27/2025	SMU	0-2	*	*	0	0	0	0	.000	0	.500	0	0-0	1	0	60
09/30/2025	Hope	3-2	*		0	0	0	2	.000	0	.250	0	0-0	0	0	65
<b>Totals</b>		<b>14-9</b>	<b>9</b>	<b>5</b>	<b>0</b>	<b>0</b>	<b>0</b>	<b>4</b>	<b>.000</b>	<b>1</b>	<b>.250</b>	<b>0</b>	<b>0-0</b>	<b>1</b>	<b>0</b>	<b>492</b>

## Player Averages

Games Played	Shots per game	Assists per game	Goals per game	Points per game
9	0.44	0.00	0.00	0.00

## 2025 INDIVIDUAL GAME-BY-GAME

## FLANAGAN, Jack

SEASON	TEAM	GP-GS	Min.	G	A	Pts	Shot	Shot%	SOG	SOG%	GW	PK-Att
2024-25	ND	17 - 16	1006:40	4	1	9	22	.182	8	.364	1	0 - 0
2025-26	ND	10 - 1	291:22	0	1	1	10	.000	5	.500	0	0 - 0
<b>TOTAL</b>		<b>27 - 17</b>	<b>1298:02</b>	<b>4</b>	<b>2</b>	<b>10</b>	<b>32</b>	<b>.125</b>	<b>13</b>	<b>.406</b>	<b>1</b>	<b>0 - 0</b>

## Single Game Highs

Statistic	Value	
Points	4	vs Chicago St. 09/20/24
Goals	2	vs Chicago St. 09/20/24
Assists	1	vs Detroit Mercy 09/24/24, vs Louisville 09/19/25
Shots	4	vs Hope 09/30/25

## GREEN, Sebastian

SEASON	TEAM	GP-GS	Min.	G	A	Pts	Shot	Shot%	SOG	SOG%	GW	PK-Att
2022-23	ND	17 - 5	686:05	1	0	2	4	.250	2	.500	0	0 - 0
2023-24	ND	20 - 6	811:15	0	0	0	8	.000	1	.125	0	0 - 0
2024-25	ND	15 - 11	987:45	2	3	7	13	.154	3	.231	0	0 - 0
2025-26	ND	5 - 5	417:49	0	0	0	2	.000	0	.000	0	0 - 0
<b>TOTAL</b>		<b>57 - 27</b>	<b>2902:54</b>	<b>3</b>	<b>3</b>	<b>9</b>	<b>27</b>	<b>.111</b>	<b>6</b>	<b>.222</b>	<b>0</b>	<b>0 - 0</b>

## Single Game Highs

Statistic	Value	
Points	4	vs UIC 10/22/24
Goals	2	vs UIC 10/22/24
Assists	3	vs Chicago St. 09/20/24
Shots	3	vs Michigan 10/08/24, vs UIC 10/22/24

## HILDEN, Brady

SEASON	TEAM	GP-GS	Min.	G	A	Pts	Shot	Shot%	SOG	SOG%	GW	PK-Att
2025-26	ND	7 - 1	165:59	0	0	0	4	.000	0	.000	0	0 - 0
<b>TOTAL</b>		<b>7 - 1</b>	<b>165:59</b>	<b>0</b>	<b>0</b>	<b>0</b>	<b>4</b>	<b>.000</b>	<b>0</b>	<b>.000</b>	<b>0</b>	<b>0 - 0</b>

## Single Game Highs

Statistic	Value	
Shots	2	vs IU Indy 08/24/25, vs Hope 09/30/25



## 2025 INDIVIDUAL GAME-BY-GAME

## #7 ZIMMERMANN, Nate

Date	Opponent	SCORE	GP	GS	G	A	PTS	SH	SH%	SOG	SOG%	GW	PK-ATT	YC	RC	MIN
08/21/2025	at Michigan	1-1	*	*	0	0	0	0	.000	0	.000	0	0-0	0	0	52
08/24/2025	IU Indy	0-0	*		0	0	0	0	.000	0	.000	0	0-0	0	0	17
08/28/2025	Oregon St.	1-0	*	*	0	0	0	0	.000	0	.000	0	0-0	1	0	37
09/07/2025	Indiana	0-1	*		0	0	0	0	.000	0	.000	0	0-0	0	0	4
09/12/2025	at Pittsburgh	2-0	*		0	0	0	0	.000	0	.000	0	0-0	0	0	10
09/16/2025	Omaha	3-1	*		0	0	0	1	.000	1	1.000	0	0-0	0	0	16
09/19/2025	Louisville	3-0	*		0	0	0	0	.000	0	1.000	0	0-0	0	0	12
09/23/2025	Wright St.	3-2	*		0	0	0	1	.000	0	.500	0	0-0	0	0	17
09/27/2025	SMU	0-2	*		0	0	0	1	.000	0	.333	0	0-0	0	0	21
09/30/2025	Hope	3-2	*		0	0	0	1	.000	0	.250	0	0-0	0	0	17
<b>Totals</b>		<b>16-9</b>	<b>10</b>	<b>2</b>	<b>0</b>	<b>0</b>	<b>0</b>	<b>4</b>	<b>.000</b>	<b>1</b>	<b>.250</b>	<b>0</b>	<b>0-0</b>	<b>1</b>	<b>0</b>	<b>198</b>

## Player Averages

Games Played	Shots per game	Assists per game	Goals per game	Points per game
10	0.40	0.00	0.00	0.00

2025 INDIVIDUAL GAME-BY-GAME

#8 BARTLETT, Nico

Date	Opponent	SCORE	GP	GS	G	A	PTS	SH	SH%	SOG	SOG%	GW	PK-ATT	YC	RC	MIN
08/21/2025	at Michigan	1-1	*		0	0	0	0	.000	0	.000	0	0-0	0	0	10
09/07/2025	Indiana	0-1	*		0	0	0	0	.000	0	.000	0	0-0	0	0	22
09/12/2025	at Pittsburgh	2-0	*		0	0	0	0	.000	0	.000	0	0-0	0	0	25
09/16/2025	Omaha	3-1	*		0	0	0	0	.000	0	.000	0	0-0	0	0	35
09/19/2025	Louisville	3-0	*		0	0	0	2	.000	1	.500	0	0-0	0	0	19
09/23/2025	Wright St.	3-2	*		0	0	0	0	.000	0	.500	0	0-0	0	0	25
09/27/2025	SMU	0-2	*		0	0	0	0	.000	0	.500	0	0-0	0	0	15
09/30/2025	Hope	3-2	*	*	0	0	0	2	.000	1	.500	0	0-0	0	0	29
Totals		15-9	8	1	0	0	0	4	.000	2	.500	0	0-0	0	0	177

Player Averages

Games Played	Shots per game	Assists per game	Goals per game	Points per game
8	0.50	0.00	0.00	0.00

2025 INDIVIDUAL GAME-BY-GAME

#9 BORSO, Wyatt

Date	Opponent	SCORE	GP	GS	G	A	PTS	SH	SH%	SOG	SOG%	GW	PK-ATT	YC	RC	MIN
08/21/2025	at Michigan	1-1	*	*	0	0	0	0	.000	0	.000	0	0-0	1	0	79
08/24/2025	IU Indy	0-0	*	*	0	0	0	4	.000	1	.250	0	0-0	0	0	68
08/28/2025	Oregon St.	1-0	*	*	0	0	0	0	.000	0	.250	0	0-0	0	0	44
09/07/2025	Indiana	0-1	*	*	0	0	0	3	.000	1	.286	0	0-0	0	0	75
09/12/2025	at Pittsburgh	2-0	*	*	1	0	2	3	.100	1	.300	0	0-0	0	0	60
09/16/2025	Omaha	3-1	*	*	1	0	2	2	.167	1	.333	0	0-0	0	0	64
09/19/2025	Louisville	3-0	*	*	1	0	2	3	.200	1	.333	1	0-0	0	0	52
09/23/2025	Wright St.	3-2	*	*	0	0	0	2	.176	2	.412	0	0-0	0	0	55
09/27/2025	SMU	0-2	*	*	0	0	0	1	.167	1	.444	0	0-0	0	0	76
09/30/2025	Hope	3-2	*		0	0	0	1	.158	0	.421	0	0-0	0	0	45
Totals		16-9	10	9	3	0	6	19	.158	8	.421	1	0-0	1	0	613

Player Averages

Games Played	Shots per game	Assists per game	Goals per game	Points per game
10	1.90	0.00	0.30	0.60

2025 INDIVIDUAL GAME-BY-GAME

#10 BAFFOUR, Kk

Date	Opponent	SCORE	GP	GS	G	A	PTS	SH	SH%	SOG	SOG%	GW	PK-ATT	YC	RC	MIN
08/21/2025	at Michigan	1-1	*	*	0	0	0	1	.000	1	1.000	0	0-0	0	0	80
08/24/2025	IU Indy	0-0	*	*	0	0	0	1	.000	0	.500	0	0-0	0	0	82
08/28/2025	Oregon St.	1-0	*	*	0	1	1	0	.000	0	.500	0	0-0	0	0	66
09/07/2025	Indiana	0-1	*	*	0	0	0	5	.000	0	.143	0	0-0	0	0	87
09/12/2025	at Pittsburgh	2-0	*	*	0	0	0	2	.000	0	.111	0	0-0	0	0	81
09/16/2025	Omaha	3-1	*	*	0	1	1	0	.000	0	.111	0	0-0	0	0	56
09/19/2025	Louisville	3-0	*	*	0	0	0	2	.000	0	.091	0	0-0	0	0	72
09/23/2025	Wright St.	3-2	*	*	0	0	0	0	.000	0	.091	0	0-0	0	0	74
09/27/2025	SMU	0-2	*	*	0	0	0	2	.000	0	.077	0	0-0	0	0	80
09/30/2025	Hope	3-2	*	*	0	0	0	0	.000	0	.077	0	0-0	0	0	52
Totals		16-9	10	10	0	2	2	13	.000	1	.077	0	0-0	0	0	726

Player Averages

Games Played	Shots per game	Assists per game	Goals per game	Points per game
10	1.30	0.20	0.00	0.20

2025 INDIVIDUAL GAME-BY-GAME

#11 FLANAGAN, Jack

Date	Opponent	SCORE	GP	GS	G	A	PTS	SH	SH%	SOG	SOG%	GW	PK-ATT	YC	RC	MIN
08/21/2025	at Michigan	1-1	*		0	0	0	0	.000	0	.000	0	0-0	1	0	30
08/24/2025	IU Indy	0-0	*		0	0	0	3	.000	2	.667	0	0-0	0	0	33
08/28/2025	Oregon St.	1-0	*		0	0	0	0	.000	0	.667	0	0-0	0	0	35
09/07/2025	Indiana	0-1	*		0	0	0	0	.000	0	.667	0	0-0	0	0	16
09/12/2025	at Pittsburgh	2-0	*		0	0	0	1	.000	1	.750	0	0-0	0	0	19
09/16/2025	Omaha	3-1	*		0	0	0	0	.000	0	.750	0	0-0	0	0	35
09/19/2025	Louisville	3-0	*		0	1	1	1	.000	1	.800	0	0-0	0	0	28
09/23/2025	Wright St.	3-2	*		0	0	0	1	.000	0	.667	0	0-0	0	0	32
09/27/2025	SMU	0-2	*		0	0	0	0	.000	0	.667	0	0-0	0	0	26
09/30/2025	Hope	3-2	*	*	0	0	0	4	.000	1	.500	0	0-0	0	0	42
Totals		16-9	10	1	0	1	1	10	.000	5	.500	0	0-0	1	0	292

Player Averages

Games Played	Shots per game	Assists per game	Goals per game	Points per game
10	1.00	0.10	0.00	0.10

## 2025 INDIVIDUAL GAME-BY-GAME

## #13 VON THUN, Martin

Date	Opponent	SCORE	GP	GS	G	A	PTS	SH	SH%	SOG	SOG%	GW	PK-ATT	YC	RC	MIN
08/21/2025	at Michigan	1-1	*		0	0	0	0	.000	0	.000	0	0-0	0	0	11
08/28/2025	Oregon St.	1-0	*		0	0	0	1	.000	0	.000	0	0-0	0	0	25
09/12/2025	at Pittsburgh	2-0	*		0	0	0	0	.000	0	.000	0	0-0	0	0	16
09/16/2025	Omaha	3-1	*		1	0	2	1	.500	1	.500	0	0-0	0	0	12
09/19/2025	Louisville	3-0	*		0	0	0	1	.333	1	.667	0	0-0	0	0	21
09/23/2025	Wright St.	3-2	*		0	0	0	0	.333	0	.667	0	0-0	0	0	15
09/27/2025	SMU	0-2	*		0	0	0	0	.333	0	.667	0	0-0	1	1	8
Totals		13-6	7	0	1	0	2	3	.333	2	.667	0	0-0	1	1	105

## Player Averages

Games Played	Shots per game	Assists per game	Goals per game	Points per game
7	0.43	0.00	0.14	0.29



## 2025 INDIVIDUAL GAME-BY-GAME

## #14 SCHROEDER, Will

Date	Opponent	SCORE	GP	GS	G	A	PTS	SH	SH%	SOG	SOG%	GW	PK-ATT	YC	RC	MIN
08/21/2025	at Michigan	1-1	*		0	0	0	0	.000	0	.000	0	0-0	0	0	46
08/24/2025	IU Indy	0-0	*		0	0	0	0	.000	0	.000	0	0-0	0	0	62
08/28/2025	Oregon St.	1-0	*		0	0	0	0	.000	0	.000	0	0-0	0	0	46
09/07/2025	Indiana	0-1	*	*	0	0	0	1	.000	1	1.000	0	0-0	0	0	90
09/12/2025	at Pittsburgh	2-0	*	*	0	0	0	0	.000	0	1.000	0	0-0	0	0	90
09/16/2025	Omaha	3-1	*	*	0	0	0	1	.000	0	.500	0	0-0	0	0	90
09/19/2025	Louisville	3-0	*	*	0	0	0	0	.000	0	.500	0	0-0	0	0	27
Totals		10-3	7	4	0	0	0	2	.000	1	.500	0	0-0	0	0	448

## Player Averages

Games Played	Shots per game	Assists per game	Goals per game	Points per game
7	0.29	0.00	0.00	0.00

2025 INDIVIDUAL GAME-BY-GAME

#15 SHAUL, Ian

Date	Opponent	SCORE	GP	GS	G	A	PTS	SH	SH%	SOG	SOG%	GW	PK-ATT	YC	RC	MIN
08/21/2025	at Michigan	1-1	*	*	0	1	1	0	.000	0	.000	0	0-0	0	0	67
08/24/2025	IU Indy	0-0	*	*	0	0	0	1	.000	0	.000	0	0-0	0	0	54
08/28/2025	Oregon St.	1-0	*	*	0	0	0	0	.000	0	.000	0	0-0	0	0	52
09/07/2025	Indiana	0-1	*	*	0	0	0	0	.000	0	.000	0	0-0	0	0	79
09/12/2025	at Pittsburgh	2-0	*	*	0	0	0	0	.000	0	.000	0	0-0	0	0	90
09/16/2025	Omaha	3-1	*	*	0	0	0	0	.000	0	.000	0	0-0	0	0	90
09/19/2025	Louisville	3-0	*	*	0	1	1	1	.000	1	.500	0	0-0	0	0	79
09/23/2025	Wright St.	3-2	*	*	0	0	0	0	.000	0	.500	0	0-0	1	0	63
09/27/2025	SMU	0-2	*	*	0	0	0	1	.000	0	.333	0	0-0	0	0	80
09/30/2025	Hope	3-2	*	*	0	1	1	0	.000	0	.333	0	0-0	1	0	47
Totals		16-9	10	10	0	3	3	3	.000	1	.333	0	0-0	2	0	697

Player Averages

Games Played	Shots per game	Assists per game	Goals per game	Points per game
10	0.30	0.30	0.00	0.30

2025 INDIVIDUAL GAME-BY-GAME

#17 ROSIN, Alex

Date	Opponent	SCORE	GP	GS	G	A	PTS	SH	SH%	SOG	SOG%	GW	PK-ATT	YC	RC	MIN
08/21/2025	at Michigan	1-1	*		0	0	0	0	.000	0	.000	0	0-0	0	0	38
08/24/2025	IU Indy	0-0	*		0	0	0	0	.000	0	.000	0	0-0	1	0	24
08/28/2025	Oregon St.	1-0	*		0	0	0	0	.000	0	.000	0	0-0	0	0	18
09/12/2025	at Pittsburgh	2-0	*		0	0	0	0	.000	0	.000	0	0-0	0	0	9
09/16/2025	Omaha	3-1	*	*	0	2	2	0	.000	0	.000	0	0-0	0	0	85
09/19/2025	Louisville	3-0	*	*	0	0	0	0	.000	0	.000	0	0-0	0	0	90
09/23/2025	Wright St.	3-2	*	*	0	1	1	2	.000	0	.000	0	0-0	0	0	90
09/27/2025	SMU	0-2	*	*	0	0	0	1	.000	0	.000	0	0-0	0	0	76
09/30/2025	Hope	3-2	*	*	1	0	2	1	.250	1	.250	0	0-0	0	0	56
Totals		16-8	9	5	1	3	5	4	.250	1	.250	0	0-0	1	0	482

Player Averages

Games Played	Shots per game	Assists per game	Goals per game	Points per game
9	0.44	0.33	0.11	0.56

2025 INDIVIDUAL GAME-BY-GAME

#18 OCHOA, Diego

Date	Opponent	SCORE	GP	GS	G	A	PTS	SH	SH%	SOG	SOG%	GW	PK-ATT	YC	RC	MIN
08/21/2025	at Michigan	1-1	*	*	1	0	2	1	1.000	1	1.000	0	0-0	0	0	90
08/24/2025	IU Indy	0-0	*	*	0	0	0	1	.500	1	1.000	0	0-0	0	0	90
08/28/2025	Oregon St.	1-0	*	*	0	0	0	0	.500	0	1.000	0	0-0	0	0	90
09/07/2025	Indiana	0-1	*	*	0	0	0	0	.500	0	1.000	0	0-0	0	0	90
09/12/2025	at Pittsburgh	2-0	*	*	0	0	0	0	.500	0	1.000	0	0-0	0	0	90
09/16/2025	Omaha	3-1	*	*	0	0	0	1	.333	1	1.000	0	0-0	0	0	90
09/19/2025	Louisville	3-0	*	*	0	0	0	0	.333	0	1.000	0	0-0	0	0	90
09/23/2025	Wright St.	3-2	*	*	0	1	1	1	.250	1	1.000	0	0-0	0	0	90
09/27/2025	SMU	0-2	*	*	0	0	0	0	.250	0	1.000	0	0-0	0	0	90
09/30/2025	Hope	3-2	*	*	0	0	0	0	.250	0	1.000	0	0-0	0	0	90
Totals		16-9	10	10	1	1	3	4	.250	4	1.000	0	0-0	0	0	900

Player Averages

Games Played	Shots per game	Assists per game	Goals per game	Points per game
10	0.40	0.10	0.10	0.30

## 2025 INDIVIDUAL GAME-BY-GAME

## #19 SYLVESTER, Ren

Date	Opponent	SCORE	GP	GS	G	A	PTS	SH	SH%	SOG	SOG%	GW	PK-ATT	YC	RC	MIN
08/21/2025	at Michigan	1-1	*		0	0	0	0	.000	0	.000	0	0-0	0	0	3
08/24/2025	IU Indy	0-0	*		0	0	0	0	.000	0	.000	0	0-0	0	0	9
09/12/2025	at Pittsburgh	2-0	*		0	0	0	0	.000	0	.000	0	0-0	0	0	15
09/16/2025	Omaha	3-1	*		0	0	0	0	.000	0	.000	0	0-0	0	0	27
09/19/2025	Louisville	3-0	*		1	0	2	1	1.000	1	1.000	0	0-0	0	0	10
09/23/2025	Wright St.	3-2	*		0	0	0	2	.333	1	.667	0	0-0	0	0	36
09/30/2025	Hope	3-2	*	*	1	1	3	2	.400	2	.800	1	0-0	0	0	39
<b>Totals</b>		<b>15-6</b>	<b>7</b>	<b>1</b>	<b>2</b>	<b>1</b>	<b>5</b>	<b>5</b>	<b>.400</b>	<b>4</b>	<b>.800</b>	<b>1</b>	<b>0-0</b>	<b>0</b>	<b>0</b>	<b>136</b>

## Player Averages

Games Played	Shots per game	Assists per game	Goals per game	Points per game
7	0.71	0.14	0.29	0.71

2025 INDIVIDUAL GAME-BY-GAME

#20 HILDEN, Brady

Date	Opponent	SCORE	GP	GS	G	A	PTS	SH	SH%	SOG	SOG%	GW	PK-ATT	YC	RC	MIN
08/21/2025	at Michigan	1-1	*		0	0	0	0	.000	0	.000	0	0-0	0	0	6
08/24/2025	IU Indy	0-0	*	*	0	0	0	2	.000	0	.000	0	0-0	0	0	49
08/28/2025	Oregon St.	1-0	*		0	0	0	0	.000	0	.000	0	0-0	0	0	30
09/07/2025	Indiana	0-1	*		0	0	0	0	.000	0	.000	0	0-0	0	0	12
09/16/2025	Omaha	3-1	*		0	0	0	0	.000	0	.000	0	0-0	0	0	6
09/23/2025	Wright St.	3-2	*		0	0	0	0	.000	0	.000	0	0-0	0	0	5
09/30/2025	Hope	3-2	*		0	0	0	2	.000	0	.000	0	0-0	0	0	62
Totals		11-7	7	1	0	0	0	4	.000	0	.000	0	0-0	0	0	166

Player Averages

Games Played	Shots per game	Assists per game	Goals per game	Points per game
7	0.57	0.00	0.00	0.00





2025 INDIVIDUAL GAME-BY-GAME

#21 BAQUERO, Karson

Date	Opponent	SCORE	GP	GS	G	A	PTS	SH	SH%	SOG	SOG%	GW	PK-ATT	YC	RC	MIN
09/19/2025	Louisville	3-0	*		0	0	0	0	.000	0	.000	0	0-0	0	0	12
09/23/2025	Wright St.	3-2	*		0	0	0	1	.000	0	.000	0	0-0	0	0	41
09/27/2025	SMU	0-2	*		0	0	0	0	.000	0	.000	0	0-0	0	0	45
09/30/2025	Hope	3-2	*	*	0	0	0	0	.000	0	.000	0	0-0	0	0	44
Totals		9-6	4	1	0	0	0	1	.000	0	.000	0	0-0	0	0	141

Player Averages

Games Played	Shots per game	Assists per game	Goals per game	Points per game
4	0.25	0.00	0.00	0.00



2025 INDIVIDUAL GAME-BY-GAME

#22 SPICER, Nolan

Date	Opponent	SCORE	GP	GS	G	A	PTS	SH	SH%	SOG	SOG%	GW	PK-ATT	YC	RC	MIN
08/21/2025	at Michigan	1-1	*	*	0	0	0	1	.000	0	.000	0	0-0	0	0	71
08/24/2025	IU Indy	0-0	*	*	0	0	0	0	.000	0	.000	0	0-0	0	0	82
08/28/2025	Oregon St.	1-0	*	*	0	0	0	0	.000	0	.000	0	0-0	0	0	73
09/07/2025	Indiana	0-1	*	*	0	0	0	1	.000	0	.000	0	0-0	0	0	79
09/12/2025	at Pittsburgh	2-0	*	*	0	2	2	0	.000	0	.000	0	0-0	0	0	72
09/16/2025	Omaha	3-1	*	*	0	1	1	2	.000	0	.000	0	0-0	0	0	70
09/19/2025	Louisville	3-0	*	*	1	0	2	3	.143	1	.143	0	0-0	0	0	70
09/23/2025	Wright St.	3-2	*	*	0	1	1	1	.125	0	.125	0	0-0	0	0	55
09/27/2025	SMU	0-2	*	*	0	0	0	1	.111	0	.111	0	0-0	0	0	80
09/30/2025	Hope	3-2	*		0	0	0	2	.091	1	.182	0	0-0	0	0	62
Totals			16-9	10 9	1 4	6	11	.091	2	.182	0	0-0	0 0	0	0	709

Player Averages

Games Played	Shots per game	Assists per game	Goals per game	Points per game
10	1.10	0.40	0.10	0.60



2025 INDIVIDUAL GAME-BY-GAME

#23 DUNPHY, Stevie

Date	Opponent	SCORE	GP	GS	G	A	PTS	SH	SH%	SOG	SOG%	GW	PK-ATT	YC	RC	MIN
08/24/2025	IU Indy	0-0	*		0	0	0	0	.000	0	.000	0	0-0	0	0	23
08/28/2025	Oregon St.	1-0	*		0	0	0	0	.000	0	.000	0	0-0	0	0	30
09/07/2025	Indiana	0-1	*		0	0	0	0	.000	0	.000	0	0-0	0	0	16
09/12/2025	at Pittsburgh	2-0	*		0	0	0	0	.000	0	.000	0	0-0	0	0	16
09/19/2025	Louisville	3-0	*		0	0	0	0	.000	0	.000	0	0-0	0	0	19
09/27/2025	SMU	0-2	*		0	0	0	0	.000	0	.000	0	0-0	0	0	15
09/30/2025	Hope	3-2	*		0	0	0	1	.000	0	.000	0	0-0	0	0	17
Totals		9-5	7	0	0	0	0	1	.000	0	.000	0	0-0	0	0	133

Player Averages

Games Played	Shots per game	Assists per game	Goals per game	Points per game
7	0.14	0.00	0.00	0.00



2025 INDIVIDUAL GAME-BY-GAME

#24 GREEN, Sebastian

Date	Opponent	SCORE	GP	GS	G	A	PTS	SH	SH%	SOG	SOG%	GW	PK-ATT	YC	RC	MIN
08/21/2025	at Michigan	1-1	*	*	0	0	0	1	.000	0	.000	0	0-0	0	0	90
08/24/2025	IU Indy	0-0	*	*	0	0	0	0	.000	0	.000	0	0-0	0	0	67
08/28/2025	Oregon St.	1-0	*	*	0	0	0	0	.000	0	.000	0	0-0	0	0	90
09/07/2025	Indiana	0-1	*	*	0	0	0	1	.000	0	.000	0	0-0	0	0	90
09/12/2025	at Pittsburgh	2-0	*	*	0	0	0	0	.000	0	.000	0	0-0	0	0	82
Totals			4-2	5	5	0	0	2	.000	0	.000	0	0-0	0	0	418

Player Averages

Games Played	Shots per game	Assists per game	Goals per game	Points per game
5	0.40	0.00	0.00	0.00



2025 INDIVIDUAL GAME-BY-GAME

#27 BURTON, Luke

Date	Opponent	SCORE	GP	GS	G	A	PTS	SH	SH%	SOG	SOG%	GW	PK-ATT	YC	RC	MIN
09/07/2025	Indiana	0-1	*	*	0	0	0	1	.000	0	.000	0	0-0	0	0	54
09/12/2025	at Pittsburgh	2-0	*	*	1	0	2	2	.333	2	.667	1	0-0	0	0	50
09/16/2025	Omaha	3-1	*	*	1	0	2	5	.250	1	.375	1	0-0	1	0	45
09/19/2025	Louisville	3-0	*	*	0	1	1	3	.182	1	.364	0	0-0	0	0	63
09/23/2025	Wright St.	3-2	*	*	0	1	1	0	.182	0	.364	0	0-0	0	0	51
09/27/2025	SMU	0-2	*	*	0	0	0	2	.154	1	.385	0	0-0	0	0	61
09/30/2025	Hope	3-2	*		1	0	2	4	.176	2	.412	0	0-0	0	0	62
Totals		14-8	7	6	3	2	8	17	.176	7	.412	2	0-0	1	0	383

Player Averages

Games Played	Shots per game	Assists per game	Goals per game	Points per game
7	2.43	0.29	0.43	1.14



# 2025 NOTRE DAME MEN'S SOCCER BROADCAST ROSTER



**#0 Cole Kowalski**  
Fr. • GK • Elkhorn, Wisconsin



**#1 Blake Kelly**  
So. • GK • Holt, Michigan




**#2 Mitch Ferguson**  
Sr. • D • Glen Carbon, Illinois



**#3 Sean McDowd**  
Jr. • D • Lake Oswego, Oregon




**#4 Jack Ross**  
Jr. • D • Naples, Florida



**#6 Wyatt Lewis**  
Sr. • M • St. Louis, Missouri



**#7 Nate Zimmermann**  
Jr. • F • Mendham, New Jersey



**#8 Nico Bartlett**  
Jr. • M • Bloomington, Illinois



**#9 Wyatt Borso**  
Sr. • F • Aurora, Illinois



**#10 KK Baffour**  
Sr. • M • Southport, CT/Kumasi, Ghana



**#11 Jack Flanagan**  
Jr. • F • Rancho Palos Verdes, California



**#12 Daniel Boateng**  
Sr. • M • Carpinteria, CA/Accra, Ghana




**#13 Martin Von Thun**  
GS • D • Grimm, Germany



**#14 Will Schroeder**  
So. • M • Inverness, Illinois



**#15 Ian Shaul**  
So. • M • North Saint Paul, Minnesota



**#16 Leo Brummell**  
Jr. • M • Highlands Ranch, Colorado



**#17 Alex Rosin**  
Fr. • D • Rochester Hills, Michigan



**#18 Diego Ochoa**  
GS • D • Alexandria, Virginia




**#19 Ren Sylvester**  
Fr. • F • Ann Arbor, Michigan



**#20 Brady Hilden**  
So. • D/M • Reno, Nevada



**#21 Karson Baquero**  
Fr. • M • Montgomery, Texas



**#22 Nolan Spicer**  
Jr. • M • Bay Village, Ohio



**#23 Stevie Dunphy**  
So. • F • Carlsbad, California



**#24 Sebastian Green**  
Sr. • M/D • Monterey, California



**#26 Diego Green**  
Fr. • M • Las Vegas, Nevada




**#27 Luke Burton**  
Fr. • F • San Francisco, California



**#30 Liam Egan**  
GS • GK • Louisville, Kentucky



**Chad Riley**  
Head Coach



**Mike Graczyk**  
Assistant Coach



**Jeff Rowland**  
Assistant Coach