



# BELLARMINE

## MEN'S BASKETBALL

### GAME NOTES

 @BUKnightsMBB |  @BellarmineMBB | #SwordsUpBU

#### VIDEO BROADCAST

ACC Network Extra

Announcers: Tyler Reidy, Bill Fenlon, Zora Rodgers

#### RADIO BROADCAST

ESPN 680/105.7 / ESPNLouisville.com

Announcers: John Spears, Mark Bugg

#### 2025-26 SCHEDULE | H: 1-1, A: 0-2

DATE	OPPONENT	TIME/RESULT
------	----------	-------------

#### NOVEMBER

Mon. 3	at Georgia	L 104-59
Sat. 8	at Kansas State	L 98-71
Wed. 12	<b>HANOVER</b>	<b>W 94-55</b>
Sat. 15	<b>WOFFORD</b>	<b>L 94-86</b>
Wed. 19	at Notre Dame	7:00 PM
Mon. 24	at The Citadel	7:00 PM
Tue. 25	vs. Houston Christian	7:00 PM
Sat. 29	at Northern Illinois	3:00 PM

#### DECEMBER

Wed. 3	<b>MIDWAY</b>	<b>7:00 PM</b>
Sat. 6	at Murray State	3:00 PM
Sat. 13	<b>NORTHERN KENTUCKY</b>	<b>2:00 PM</b>
Wed. 17	<b>CHATTANOOGA</b>	<b>7:00 PM</b>
Tue. 23	at Kentucky	1:00 PM

#### JANUARY

Thu. 1	at West Georgia*	7:00 PM
Sat. 3	at Queens*	3:00 PM
Thu. 8	<b>CENTRAL ARKANSAS*</b>	<b>7:00 PM</b>
Sat. 10	<b>NORTH ALABAMA*</b>	<b>2:00 PM</b>
Thu. 15	at Lipscomb*	8:00 PM
Sat. 17	at Eastern Kentucky*	7:00 PM
Thu. 22	at Jacksonville*	7:00 PM
Sat. 24	at North Florida*	2:00 PM
Wed. 28	<b>WEST GEORGIA*</b>	<b>7:00 PM</b>
Sat. 31	<b>QUEENS*</b>	<b>2:00 PM</b>

#### FEBRUARY

Thu. 5	<b>STETSON*</b>	<b>7:00 PM</b>
Sat. 7	<b>FLORIDA GULF COAST*</b>	<b>2:00 PM</b>
Wed. 11	at Central Arkansas*	2:00 PM
Sat. 14	at Austin Peay*	5:30 PM
Wed. 18	<b>LIPSCOMB*</b>	<b>TBA</b>
Sat. 21	<b>EASTERN KENTUCKY*</b>	<b>7:00 PM</b>
Wed. 25	at North Alabama*	8:45 PM
Sat. 28	<b>AUSTIN PEAY*</b>	<b>2:00 PM</b>

#### March

4-8 ASUN Men's Basketball Championship  
All times ET | Bold - Home games at Knights Hall | \* - ASUN game

WEDNESDAY, NOV. 19, 2025 | 7 PM ET | PURCELL PAVILION | NOTRE DAME, IN



BELLARMINE KNIGHTS

**1-3**  
OVERALL

**0-0**  
ASUN

**Doug Davenport**  
HEAD COACH

**1-3**  
CAREER (1st YEAR)

**Same**  
AT BU

#### GAME

**5**

**VS.**

**SERIES:**  
ND 3-0

**PREVIOUS:**  
12/23/20: ND 81-70 (A)  
1961-62: ND 71-52 (A)  
12/3/58: ND 87-55 (A)



NOTRE DAME FIGHTING IRISH

**3-1**  
OVERALL

**0-0**  
ACC

**Micah Shrewsberry**  
HEAD COACH

**83-118**  
CAREER (7th YEAR)

**31-39**  
AT ND (3RD YEAR)


#### PREVIOUS GAME STARTERS



**#2 Tyler Doyle**  
GUARD • 6'5" • 185  
7.3 ppg / 2.3 rpg / 1.5 apg



**#8 Kenyon Goodin**  
GUARD • 6'3" • 190  
10.7 ppg / 2.7 rpg / 3.3 apg



**#23 Sam Donald**  
FORWARD • 6'8" • 195  
2.5 ppg / 1.5 rpg / 2.0 apg



**#32 Jack Karasinski**  
FORWARD • 6'7" • 215  
21.3 ppg / 5.7 rpg / 0.3 apg



**#11 Brian Waddell**  
FORWARD • 6'7" • 195  
14.5 ppg / 4.4 rpg / 1.3 apg

#### KNIGHTS KNOTES

##### LAST TIME OUT

BU battled back in the second half against Wofford Saturday afternoon at Knights Hall, but ultimately fell 94-86. Wofford connected on 12 of their first 14 three-point attempts en route to a 51-38 halftime lead and then led by 21 with 14:10 remaining. BU then rattled off a 23-7 run, hitting 7 of their next 10 FGA, to cut the deficit to five at 75-70. Wofford, though would hit 4 of their next 8 FGA and sink 10 of 12 FT down the stretch to seal the win.

##### DOUBLE TROUBLE

F **Brian Waddell** and F **Jack Karasinski** each scored 23pts against Wofford. Their efforts marked the first time BU had featured two players scoring at least 23pts in the same game since a 96-95 OT win at Kennesaw State on 2/1/24 (**Langdon Hutton** 27pts, **Bash Wieland** 24pts--each achieved 23pts in regulation).

##### WADDELL MAKING AN IMPACT

**Brian Waddell** set new career highs against Wofford with 23pts, 6reb at 9fg. The redshirt senior is second on BU in scoring at 14.5ppg and has already scored more points this season (58) than he did in three seasons at Purdue (43). He leads BU with his .611 FG% and has nailed 4-of-6 3FGA.

##### KARASINSKI FILLING IT UP

**Jack Karasinski** leads BU averaging 21.3ppg, though he did not play in the team's blowout win over Hanover. He has scored 23, 18 and 23 in his three games. The senior is also averaging 5.7rpg after posting 2.8rpg in 2024-25.

##### VERSUS NOTRE DAME

BU is 0-3 all-time against the Irish. The teams last met on 12/23/20 in BU's fourth game as a Division I program, with UND winning 81-70 inside Purcell Pavilion. Four players posted double-digit points for BU in that game, led by **Dylan Penn**'s 16.

##### POWER-5

BU is 1-18 against Power-5 opponents, all on the road, since transitioning to D1 for the 2020-21 season. The win was a 67-66 triumph over in-town foe Louisville on 11/9/22. BU opened the season at Georgia and Kansas State and will visit Kentucky on 12/23. Last season, BU took on UoFL and Colorado. In 2023-24, BU faced Washington, K-State, West Virginia and UoFL.

##### ROAD WARRIORS

This will be the first of four consecutive games away from Knights Hall for BU as they play just two home games among their first eight contests.

## FAST FACTS



### BELLARMINE UNIVERSITY

Location: Louisville, KY  
Address: 2001 Newburg Road; Louisville, KY 40205  
Founded: 1950  
Enrollment: 3,077  
President: Dr. Susan M. Donovan  
Director of Athletics: Scott Wiegandt  
Sr. Assoc. AD / SWA: Annie Coryell  
Nickname: Knights  
Colors: Scarlet and Silver  
Affiliation: NCAA Division I  
Home Arena: Knights Hall  
Capacity: 2,283  
Asst. AD for Communication:  
Chad Fischer, cfischer3@bellarmine.edu

### TEAM HISTORY

First Year: 1950-51  
First Division I Year: 2020-21  
Conference: ASUN Conference  
Previous Conference: Great Lakes Valley Conference, Division II (1978-2020)

#### Division-I Era

ASUN Tournament Appearances: 3  
Last ASUN Tournament Appearance: 2023 (QF)  
ASUN Tournament Championships: 1 (2022)

#### Division-II Era

NCAA II Tournament Appearances: 20  
Last NCAA II Tournament Appearance: 2020  
(earned bid in 2020 before tourney canceled due to COVID)  
NCAA II Tournament Record: 32-22  
NCAA II Tournament Championships: 1 (2011)  
NCAA II Final Four Appearances: 4  
(2011, 2012, 2015, 2017)  
NCAA II Elite Eight Appearances: 4  
(2011, 2012, 2015, 2017)  
GLVC Tournament Championships: 5  
(2010, 2011, 2017, 2018, 2019)  
GLVC Regular-Season Championships: 7  
(1991, 2011, 2012, 2015, 2016, 2017, 2018)

### COACHING STAFF

Head Coach: Doug Davenport  
Alma Mater: Bellarmine (2010)  
Season at BU: 1st as head coach, 10th overall on staff  
Record at School (entering 2025-26): 0-0  
Career Record (entering 2025-26): Same  
Conference Record (entering 2025-26): 0-0  
Assistant Coaches:  
Al Davis  
Patrick Reilingh  
Winston Yergler  
Scooter Galloway

### 2024-25 REVIEW

Overall Record: 5-26  
Home: 5-10  
Away: 0-16  
Neutral: 0-0  
ASUN: 2-16  
ASUN Finish: 12th of 12

## NUMERICAL ROSTER

NO.	PLAYER	POS.	HT.	WT.	YR.	HOMETOWN / HIGH SCHOOL / PREVIOUS
0	Tommy Clark	G	6'3"	175	Fr.	Kings Mills, OH / Kings
1	Ant McAfee	G/F	6'6"	170	Fr.	Peoria, IL / Warren Central (KY)
2	Tyler Doyle	G	6'5"	185	So.	Lexington, KY / Lexington Catholic
4	Grant Neal	G	6'3"	180	R-Fr.	Prospect, KY / North Oldham
5	Myles Watkins	G	6'3"	185	Sr.	Frisco, TX / Centennial / Pasadena City College
7	Donovan Hunter	F	6'8"	200	Jr.	Columbus, OH / SPIRE Academy / Kent State
8	Kenyon Goodin	G	6'3"	190	R-So.	Shelbyville, KY / Collins
10	Grant Whitaker	G	6'4"	185	R-So.	Murray, KY / Murray
11	Brian Waddell	F	6'7"	195	R-Sr.	Carmel, IN / Carmel / Purdue
14	Dominique Murphy	F	6'5"	180	Fr.	East Chicago, IN / East Chicago Central
15	Luke Anderson	F	6'8"	200	R-So.	Goshen, KY / North Oldham
22	Darrius Bolden	G	6'1"	185	5th	Milwaukee, WI / Nicolet Union / Wisconsin-Stevens Point
23	Sam Donald	F	6'8"	195	Fr.	Columbia, IL / Columbia
24	Michael Wilson Jr.	F	6'6"	195	So.	Charlotte, NC / Metrolina Christian Academy / North Greenville
32	Jack Karasinski	F	6'7"	215	Sr.	Grand Rapids, MI / Catholic Central / William & Mary
44	Jacob Wassler	C	6'11"	230	Fr.	Cincinnati, OH / St. Xavier (OH)

**HEAD COACH:** Doug Davenport, 1st season

**ASSISTANT COACHES:** Al Davis, Patrick Reilingh, Winston Yergler, Scooter Galloway

**GRADUATE ASSISTANTS:** Bryce Hutchins, Conner Ruth | **ATHLETIC TRAINER:** Brad Bluestone

**MANAGERS:** Evan Ferry, Jackson Conner, Will Sanderfer, Aidan Welborn

**TEAM IMPACT:** Isaiah White

### PRONUNCIATIONS

Bellarmine	BELL-er-men
#8 Kenyon Goodin	KEN-yun
#11 Brian Waddell	WAH-dell
#32 Jack Karasinski	CARE-uh-sin-ski
#44 Jacob Wassler	WASS-ler

## ALPHABETICAL ROSTER

NO.	PLAYER	POS.	HT.	WT.	YR.	HOMETOWN / HIGH SCHOOL / PREVIOUS
15	Anderson, Luke	F	6'8"	200	R-So.	Goshen, KY / North Oldham
22	Bolden, Darrius	G	6'1"	185	5th	Milwaukee, WI / Nicolet Union / Wisconsin-Stevens Point
0	Clark, Tommy	G	6'3"	175	Fr.	Kings Mills, OH / Kings
23	Donald, Sam	F	6'8"	195	Fr.	Columbia, IL / Columbia
2	Doyle, Tyler	G	6'5"	185	So.	Lexington, KY / Lexington Catholic
8	Goodin, Kenyon	G	6'3"	190	R-So.	Shelbyville, KY / Collins
7	Hunter, Donovan	F	6'8"	200	Jr.	Columbus, OH / SPIRE Academy / Kent State
32	Karasinski, Jack	F	6'7"	215	Sr.	Grand Rapids, MI / Catholic Central / William & Mary
1	McAfee, Ant	G/F	6'6"	170	Fr.	Peoria, IL / Warren Central (KY)
14	Murphy, Dominique	F	6'5"	180	Fr.	East Chicago, IN / East Chicago Central
4	Neal, Grant	G	6'3"	180	R-Fr.	Prospect, KY / North Oldham
11	Waddell, Brian	F	6'7"	195	R-Sr.	Carmel, IN / Carmel / Purdue
44	Wassler, Jacob	C	6'11"	230	Fr.	Cincinnati, OH / St. Xavier (OH)
5	Watkins, Myles	G	6'3"	185	Sr.	Frisco, TX / Centennial / Pasadena City College
10	Whitaker, Grant	G	6'4"	185	R-So.	Murray, KY / Murray
24	Wilson Jr., Michael	F	6'6"	195	So.	Charlotte, NC / Metrolina Christian Academy / North Greenville





## NOTRE DAME ROSTER

NO.	NAME	YR.	POS.	HT.	HOMETOWN / PREVIOUS
0	Brady Stevens	So.	G	6-4	Boston, MA / Wellesley
2	Logan Imes (like dimes with no d)	Jr.	G	6-4	Zionsville, IN / Zionsville
3	Markus Burton	Jr.	G	6-0	Mishawaka, IN / Penn
5	Cole Certa (sir-tuh)	So.	G	6-5	Le Roy, IL / IMG Academy
6	Brady Koehler (Kale-er)	Fr.	F	6-10	Fishers, IN / Cathedral High
7	Ryder Frost	Fr.	F	6-7	Beverly, MA / Phillips Exeter Academy
10	Jalen Haralson	Fr.	G	6-7	Anderson, IN / La Lumiere
11	Braeden Shrewsberry	Jr.	G	6-4	Granger, IN / State College Area
12	Garrett Sundra	So.	F	6-11	Ashburn, VA / Paul VI Catholic
13	Sir Mohammed	So.	G	6-6	Charlotte, NC / Myers Park
14	Kebba Njie (ji, like hi)	Sr.	F	6-10	Centerville, OH / Penn St
15	Tommy Ahneman (On-uh-men)	Fr.	C	6-11	Fargo, ND / Cretin-Derham Hall
22	Luke Devine	Fr.	F	6-7	Moraga, CA / Campolindo
33	Carson Towt	Gr.	F	6-8	Gilbert, AZ / Northern Arizona
34	Matthew MacLellan	Gr.	F	6-9	Canton, MI / Madonna

**Head Coach:** Micah Shrewsberry

**Assistant Coaches:** Kyle Getter, Mike Farrelly (fair-uh-lee), Ryan Owens, Tre Whitted, Grady Eifert



### 2025-26 ASUN STANDINGS (as of 11/19)

Team	ASUN	ALL
Austin Peay	0-0	3-2
West Georgia	0-0	3-2
Florida Gulf Coast	0-0	2-2
Jacksonville	0-0	2-3
North Alabama	0-0	2-3
Queens	0-0	2-3
North Florida	0-0	1-2
Bellarmine	0-0	1-3
Central Arkansas	0-0	1-3
Eastern Kentucky	0-0	1-3
Lipscomb	0-0	1-3
Stetson	0-0	1-3

### 2025-26 ASUN PRESEASON COACHES POLL

Place	Team (1st-Place Votes)	Points
1.	Queens (6)	136
2.	North Alabama	117
3.	Eastern Kentucky (2)	111
4.	Florida Gulf Coast	98
5.	Austin Peay (1)	94
6.	Jacksonville	88
7.	Lipscomb	77
8.	Central Arkansas	57
9.	Stetson	56
10.	Bellarmine	36
11.	North Florida (1)	34
12.	West Georgia	32

### 2024-25 ASUN PRESEASON MEDIA POLL

Place	Team (1st-Place Votes)	Points
1.	North Alabama (18)	519
2.	Eastern Kentucky (3)	495
3.	Queens (9)	468
4.	Florida Gulf Coast (12)	465
5.	Lipscomb (9)	408
6.	Jacksonville	381
7.	Austin Peay	357
8.	Stetson	243
9.	North Florida	192
10.	Bellarmine	189
11.	Central Arkansas	174
12.	West Georgia	126

### 2024-25 ASUN STANDINGS

Team	ASUN	ALL
Lipscomb-1	14-4	25-9
North Alabama-2	14-4	24-11
Florida Gulf Coast-3	13-5	19-15
Jacksonville-4	12-6	19-13
Eastern Kentucky-5	12-6	18-14
Queens-6	11-7	20-15
Austin Peay-7	8-10	14-19
North Florida-8	8-10	15-17
Stetson-9	6-12	8-24
Central Arkansas-10	4-14	9-24
West Georgia	4-14	6-25
Bellarmine	2-16	5-26

1-10 - ASUN Tournament seeds

### ASUN MEMBER LOCATIONS

Austin Peay	Clarksville, TN
Bellarmine	Louisville, KY
Central Arkansas	Conway, AR
Eastern Kentucky	Richmond, KY
Florida Gulf Coast	Fort Myers, FL
Jacksonville	Jacksonville, FL
Lipscomb	Nashville, TN
North Alabama	Florence, AL
North Florida	Jacksonville, FL
Stetson	DeLand, FL
Queens	Charlotte, NC
West Georgia	Carrollton, GA

## STATS COMPARISON



**77.5** **POINTS** **83.0**

**.487** **FG%** **.494**

**.294** **3FG%** **.412**

**.768** **FT%** **.690**

**87.8** **SCORING DEFENSE** **64.8**

**.506** **FG% DEFENSE** **.394**

**.421** **3FG% DEFENSE** **.304**

**-3.3** **REBOUND MARGIN** **+12.3**

**14.0** **ASSISTS** **13.8**

**12.5** **TURN-OVERS** **12.3**


**8.8** **STEALS** **6.3**

**1.8** **BLOCKS** **1.3**

**16.5** **FOULS** **18.8**

## STARTERS BY GAME



1. 11/3 at Georgia	Doyle	Goodin	Donald	Waddell	Karasinski
2. 11/8 at Kansas State	Doyle	Bolden	Wilson	Waddell	Karasinski
3. 11/12 vs. Hanover	Doyle	Bolden	Wilson	Waddell	Goodin
4. 11/15 vs. Wofford	Doyle	Donald	Karasinski	Waddell	Goodin
5. 11/19 at Notre Dame					
6. 11/24 at The Citadel					
7. 11/25 vs. Houston Christian					
8. 11/29 at Northern Illinois					
9. 12/3 vs. Midway					
10. 12/6 at Murray State					
11. 12/13 vs. Northern Kentucky					
12. 12/17 vs. Chattanooga					
13. 12/23 at Kentucky					
14. 1/1 at West Georgia					
15. 1/3 at Queens					
16. 1/8 vs. Central Arkansas					
17. 1/10 vs. North Alabama					
18. 1/15 at Lipscomb					
19. 1/17 at Eastern Kentucky					
20. 1/22 at Jacksonville					
21. 1/24 at North Florida					
22. 1/28 vs. West Georgia					
23. 1/31 vs. Queens					
24. 2/5 vs. Stetson					
25. 2/7 vs. Florida Gulf Coast					
26. 2/11 at Central Arkansas					
27. 2/14 at Austin Peay					
28. 2/18 vs. Lipscomb					
29. 2/21 vs. Eastern Kentucky					
30. 2/25 at North Alabama					
31. 2/28 vs. Austin Peay					
32. ASUN Championship					



# DOUG DAVENPORT

**Bellarmine Men's Basketball Head Coach  
12th in Program History**

2006-2010	Bellarmine Guard
2010-2012	Xavier Graduate Assistant
2012-2015	Louisville Director of Video Operations
2015-2016	Eastern Kentucky Assistant Coach
2016-2025	Bellarmine Assistant Coach
2025-	Bellarmine Head Coach

Doug Davenport was named the 12th head coach of the Bellarmine University men's basketball program on March 11, 2025.

The son of former head coach Scott Davenport, Doug joined the Bellarmine University men's basketball coaching staff as an assistant prior to the 2016-17 season and in May of 2022 was announced as the program's "Coach-in-Waiting." The Knights posted a 171-108 (.613) record in his nine seasons as an assistant.

In 2021-22, Davenport helped guide Bellarmine to a landmark season in the Knights' second year in Division I. Bellarmine captured its first-ever ASUN Tournament title and posted its first 20-win campaign in D1.

In 2022-23, BU opened the season with a victory at crosstown foe and D1 blue blood Louisville and secured a victory over North Florida in the ASUN Tournament.

In the 2020-21 season, Davenport helped guide the Knights to a highly successful transition to D1. Bellarmine sported a 14-8 record overall and earned an invitation to a national postseason tournament (CBI) after falling just one game shy of capturing the ASUN Conference regular-season crown.

In 2019-20, Bellarmine's final season in D2, Davenport helped push the Knights to a 20-8 record and their 12th straight berth in the NCAA II Tournament before the tourney was canceled as a precautionary measure against the coronavirus.

Bellarmine three-peated as the GLVC Tournament champion from 2017-19. The Knights went 32-4 and made a Final Four appearance in 2016-17, went 29-3 in 2017-18 and delivered a 28-5 campaign in 2018-19 while advancing to the Sweet 16. Bellarmine captured outright GLVC regular-season titles in 2017 and 2018.

Davenport had deep ties to Bellarmine before joining the coaching staff. He's a 2010 graduate of the university and played guard for the Knights while being a member of the 2010 squad that won the program's first GLVC Tournament title. The team earned berths in the NCAA II Tournament in 2009 and 2010, the former ending a drought that had lasted since 1991.

Following his playing days at Bellarmine, Davenport served on the coaching staff at Xavier, where he earned a Master's in education in 2012. He went on to serve on Rick Pitino's staff at Louisville from 2012-2015 (2013 NCAA champions, 2015 NCAA Elite Eight) before moving on to Eastern Kentucky in 2015-16 where he served under Dan McHale. The 2012-13 Louisville squad went 35-5 and preceded its national title run with a Big East Tournament championship.

Davenport is married to his wife, Alex Stanley Davenport.



## WHAT THEY'RE SAYING...



"Doug played an integral role on our staff for three separate teams that reached the national championship, a Sweet 16 and an Elite Eight in consecutive seasons. He is steadfast in his attention to detail, has a strong work ethic and has a true passion for the game. It will be interesting to watch his teams moving forward as he steps in as head coach after a great run as an assistant with his dad, Scotty."

—Rick Pitino, St. John's head coach

"Doug Davenport is going to be a great head basketball coach. He has the key ingredients, he loves the players and he knows the game. His experience as an assistant has prepared him for this moment. I am thrilled for Doug and Bellarmine Basketball."

—Mick Cronin, UCLA head coach

"I'm excited for Doug. He is a hard worker who has learned from one of the best coaches I've ever worked with. He will do a phenomenal job."

—Kevin Willard, Villanova head coach



### SCOTTY CALLS IT A CAREER

Legendary Bellarmine head coach Scott Davenport retired following the 2024-25 season after 20 years at the helm of the Knights. A two-time Hugh Durham Award and a Jim Phelan Award nominee, he left as the program's all-time winningest coach at 426-197 (.684). Davenport was the Division II National Coach of the Year in 2011 following the Knights' run to the D2 national title. He was also recognized as the GLVC Coach of the Year on four occasions. Bellarmine ascended to D1 in 2020-21 and Davenport led the Knights to an ASUN Tournament title the following year.

### DOUG DAVENPORT TAKES OVER

Doug Davenport was named the 12th head coach in Bellarmine history on March 11. The younger Davenport spent nine years as an assistant under his father, Scott, after additional stops at Xavier under Chris Mack, Louisville under Rick Pitino and Eastern Kentucky under Dan McHale. Davenport played for the Knights from 2006 to 2010.

### JACK IS BACK

Forward Jack Karasinski returns after ranking 7th in the ASUN in scoring at 15.4, 5th in field goal percentage at .534 and 10th in free throw percentage at .773. In his first season in the Highlands, the William & Mary transfer scored double-digit points in 21 of his 24 games, including in 12 straight ASUN contests from Jan. 11 to Feb. 18. He was second on the team with six 20-point efforts.

### MYLES AHEAD

Senior guard Myles Watkins averaged 15.3 points over the final four games of his first go-round at Bellarmine, raising his scoring average from 4.7 to 6.1. Seven of his nine double-digit performances came during ASUN play. In fact, he led the team with his .514 field goal percentage (55 for 107) in ASUN play (minimum 100 attempts).

### SOPHOMORE JUMP

Several freshmen-turned-sophomores will look to continue to grow their roles after making solid contributions last season. Guard Tyler Doyle, now a true sophomore, shot .551 from the field for the second-best single-season field goal percentage by a Knight during Bellarmine's Division I era. He was one of two Knights to play in all 31 games and led all returning players averaging 23.9 minutes. Redshirt sophomore guard Kenyon Goodin's .483 three-point percentage (29 for 60) was the best mark by a Knight during the D1 era. He averaged 12.7 points over his last nine games, all starts, and ended the season connecting on his last nine three-point attempts before an injury cut his season short. Redshirt sophomore guard Grant Whitaker appeared in 28 games, starting the final 14 games of the season, while averaging 13.1 minutes and shooting .425 from the field.

### NEW KNIGHTS

Bellarmino added nine players ahead of the 2025-26 season, including four transfers and five incoming freshmen, to bring the roster total to 16. Transferring in were redshirt senior forward Brian Waddell (Purdue), junior forward Donovan Hunter (Kent State), sophomore forward Michael Wilson (Division II North Greenville), and fifth-year guard Darrius Bolden (Wisconsin-Stevens Point). The true freshman joining Bellarmine were guard Tommy Clark (Kings Mills, OH), guard/forward Ant McAfee (Bowling Green, KY), forward Dominique Murphy (East Chicago, IN), forward Sam Donald (Columbia, IL) and center Jacob Wassler (Cincinnati, OH). The Knights lost eight players from last year's roster.

### YERGLER JOINS STAFF, GALLOWAY PROMOTED

Assistant coach Winston Yergler was added to Doug Davenport's staff over the summer and Scooter Galloway was promoted from director of basketball operations to assistant coach. Yergler spent last season at Division II Indianapolis and previously coached at NAIA Marian, IUPUI (now IU Indianapolis) and Ball State. He played collegiately for two seasons at Iowa Central Community College before completing his degree at Purdue and earning a master's at Ball State. Galloway joined the staff full-time as the DOBO ahead of the 2021-22 season. He is a 2018 Bellarmine graduate, was a team manager throughout his undergraduate career, returned in a volunteer coaching capacity for the 2019-20 season and served as a graduate assistant for the 2020-21 team.

### PREDICTIONS ARE IN

Bellarmino was picked to finish 10th in the 12-team ASUN by both the league coaches and media. The Knights last year finished 12th in the conference and missed out on the 10-team ASUN Championship, though they won two of their last four games. The coaches picked Queens to win the league while the media selected North Alabama.

### TEAM IMPACT ADDITION

Nine-year-old Isaiah White "signed" with the Knights in June via the team's partnership with Team IMPACT, a national non-profit organization that has developed a unique multiyear program that matches children facing serious illnesses and disabilities with college athletic teams across the country. Isaiah, who lives with Philadelphia-positive acute lymphoblastic leukemia (Ph+ ALL), participates in many activities with the team including games, practices and other events. Former Team IMPACT signings with Bellarmine include Patrick McSweeney (2013) and Seth Walsh (2022).

15

# LUKE ANDERSON

FORWARD • REDSHIRT SOPHOMORE • 6'8" • 200

GOSHEN, KY | NORTH OLDHAM

## 2024-25 - REDSHIRT FRESHMAN

ASUN Honor Roll recipient...Appeared in 15 games while averaging 5.0 minutes...Scored 21 points on 7-for-10 shooting...Made collegiate debut on Nov. 19 at Louisville and recorded a steal in one minute on the floor...Went 3 for 3 from the field and tallied the first eight points of his career, his highest total of the season, and a career-high six rebounds on Nov. 26 vs. Midway...Supplied the first two assists of his career on Dec. 19 at Wyoming.

## 2023-24 - FRESHMAN

ASUN Honor Roll recipient...Redshirt.

**BEFORE BELLARMINE:** Played high school basketball at North Oldham in Kentucky...Averaged 11.8 points, 7.7 rebounds and 3.9 blocks per game for a squad that went 25-6 his senior year after finishing his junior season in the final 8 of the Kentucky State Tournament.



## GAME-BY-GAME STATS

## CAREER HIGHS

Statistic	Value
Points	8 vs Midway 11/26/24
Rebounds	6 vs Midway 11/26/24
Assists	2 at Wyoming 12/19/24
Steals	1 vs Brescia 12/07/24, at Colorado 12/21/24, at Louisville 11/19/24
FG Made	3 vs Midway 11/26/24
FG Attempts	3 vs Midway 11/26/24
FT Made	2 vs Midway 11/26/24, at Wyoming 12/19/24, vs Lipscomb 01/16/25
FT Attempts	4 at Wyoming 12/19/24

## CAREER STATS

SEASON	TEAM	GP-GS	MIN/AVG	Field Goals		3-Point		F-Throws		Rebounds				Scoring						
				FG-FGA	FG%	3FG-3FGA	3FG%	FT-FTA	FT%	OFF	DEF	TOT	AVG	PF-FO	A	TO	BLK	STL	PTS	AVG
2024-25	BU	15-0	75/5.0	7-10	.700	0-0	.000	7-9	.778	1	11	12	0.8	13-0	2	7	0	3	21	1.4
TOTAL		15-0	75/5.0	7-10	.700	0-0	.000	7-9	.778	1	11	12	0.8	13-0	2	7	0	3	21	1.4

22

# DARRIUS BOLDEN

GUARD • 5TH YEAR • 6'1" • 185

MILWAUKEE, WI | NICOLET UNION | UW-STEVENS POINT | JOHN WOOD CC

**BEFORE BELLARMINE:** Played freshman year at Division III Wisconsin-Stevens Point before transferring to John Wood Community College (JUCO) for his sophomore season and then returning to UWSP for his junior and senior seasons.

## 2024-25 - SENIOR

Played in 27 games, starting 22, at UWSP...In the Wisconsin Intercollegiate Athletic Conference, ranked 20th in scoring (9.9 points per game), ninth in rebounding (5.4 per game), third in assists (3.2 per game) and fourth in assist/turnover ratio (1.7)...Shot .390 from the field and .338 from beyond the arc...Poured in a career-high 21 points in 87-83 win on Jan. 18 vs. UW-Stout.

## 2023-24 - JUNIOR

Played in 24 games with 16 starts at UWSP...Averaged 9.4 points per game, third-best on the team...Led the team with 70 assists...Second on the team with 37 steals...Had 80 rebounds, three blocks and shot a team-best .791 from the free-throw line...Scored 14 points against Calvin (Dec. 18), the first of seven-straight games in double figures (Dec. 18-Jan. 13)...Racked up a season-high 18 points against Illinois Wesleyan (Dec. 30)...Shot 6-for-10 from the floor with 16 points against UW-Eau Claire (Feb. 14)...Dished a season-high seven dimes versus UW-Stout (Jan. 31)...Grabbed a season-high eight rebounds at UW-La Crosse (Jan. 6).

## 2022-23 - SOPHOMORE

Started 20 of 31 games played at John Wood CC...Recorded 180 points, 149 rebounds, 135 assists and 50 steals...Averaged 5.8 points per game...Shot .341 from the field...Posted a career-high 18 points against Danville Area (Jan. 28)...Dished a career-high 11 assists against Illinois Central (Feb. 4).

## 2021-22 - FRESHMAN

Started six of 21 games played at UWSP...Recorded 89 points, 79 rebounds, 44 assists and 23 steals...Averaged 4.2 points per game...Shot .314 from beyond the arc...Posted a season-high nine rebounds against UW-La Crosse (Feb. 22)...Approached a triple-double against UW-Stout, recording nine points, eight rebounds and a season-high seven assists.

**HIGH SCHOOL:** Was a four-time letterwinner at Nicolet Union (Wis.), where he earned Third Team All-North Shore Conference laurels as a senior...Set the school record for charges in a game with five...2019 Wisconsin Division 2 state champions.



## GAME-BY-GAME STATS

Opponent	Date	GS	MIN	Total		3-Pointers		Free throws		Rebounds				PF	A	TO	BLK	STL	PTS	AVG
				FG-FGA	PCT	3FG-3FGA	PCT	FT-FTA	PCT	OFF	DEF	TOT	AVG							
at Georgia	11/03/2025		17:57	0-2	.000	0-1	.000	0-0	.000	0	3	3	3.0	4	0	2	0	1	0	0.0
at Kansas St.	11/08/2025	*	27:02	0-3	.000	0-0	.000	0-0	.000	0	2	2	2.5	4	1	0	0	1	0	0.0
Hanover	11/12/2025	*	19:32	1-1	1.000	0-0	.000	0-0	.000	0	0	0	1.7	0	1	0	0	2	2	0.7
Wofford	11/15/2025		08:07	0-0	.000	0-0	.000	0-0	.000	0	0	0	1.3	0	2	0	0	0	0	0.5
<b>Totals</b>		<b>2</b>	<b>72:39</b>	<b>1-6</b>	<b>.167</b>	<b>0-1</b>	<b>.000</b>	<b>0-0</b>	<b>.000</b>	<b>0</b>	<b>5</b>	<b>5</b>	<b>1.3</b>	<b>8</b>	<b>4</b>	<b>2</b>	<b>0</b>	<b>4</b>	<b>2</b>	<b>0.5</b>

## CAREER HIGHS

Statistic	Value
Points	2 vs Hanover 11/12/25
Rebounds	3 at Georgia 11/03/25
Assists	2 vs Wofford 11/15/25
Steals	2 vs Hanover 11/12/25
FG Made	1 vs Hanover 11/12/25
FG Attempts	3 at Kansas St. 11/08/25
3FG Attempts	1 at Georgia 11/03/25

## Player Averages

Games Played	Minutes/game	Points/game	FG Pct	3FG Pct	FT Pct	Rebounds/game	Assists/game	Turnovers/game	Assist/Turnover ratio	Steals/game	Blocks/game
4	18.2	0.5	16.7	0.0	0.0	1.3	1.0	0.5	2.0	1.0	0.0

## CAREER STATS (DOES NOT INCLUDE DIII OR JUCO)

SEASON	TEAM	GP-GS	MIN/AVG	Field Goals		3-Point		F-Throws		Rebounds				Scoring						
				FG-FGA	FG%	3FG-3FGA	3FG%	FT-FTA	FT%	OFF	DEF	TOT	AVG	PF-FO	A	TO	BLK	STL	PTS	AVG
2025-26	BU	4-2	73/18.2	1-6	.167	0-1	.000	0-0	.000	0	5	5	1.3	8-0	4	2	0	4	2	0.5
<b>TOTAL</b>		<b>4-2</b>	<b>73/18.2</b>	<b>1-6</b>	<b>.167</b>	<b>0-1</b>	<b>.000</b>	<b>0-0</b>	<b>.000</b>	<b>0</b>	<b>5</b>	<b>5</b>	<b>1.3</b>	<b>8-0</b>	<b>4</b>	<b>2</b>	<b>0</b>	<b>4</b>	<b>2</b>	<b>0.5</b>

0

# TOMMY CLARK

GUARD • FRESHMAN • 6'3" • 175

KINGS MILLS, OH | KINGS

**BEFORE BELLARMINE:** Helped Kings to a 16-7 record and a second-place finish in the East Cincinnati Conference as a senior...Led the ECC averaging 4.5 assists and was second averaging 20.9 points and 2.8 steals...After averaging 17.5 points as a junior, earned All-State Honorable Mention and named First Team All-Conference and Second Team Boy's Division I All Southwest Ohio.



## GAME-BY-GAME STATS

Opponent	Date	GS	MIN	Total		3-Pointers		Free throws		Rebounds				PF	A	TO	BLK	STL	PTS	AVG
				FG-FGA	PCT	3FG-3FGA	PCT	FT-FTA	PCT	OFF	DEF	TOT	AVG							
at Kansas St.	11/08/2025		03:50	1-2	.500	1-2	.500	0-0	.000	0	0	0	0.0	1	0	0	0	0	3	3.0
Hanover	11/12/2025		14:21	2-5	.400	1-3	.333	0-0	.000	0	0	0	0.0	0	1	0	0	0	5	4.0
<b>Totals</b>		<b>0</b>	<b>18:11</b>	<b>3-7</b>	<b>.429</b>	<b>2-5</b>	<b>.400</b>	<b>0-0</b>	<b>.000</b>	<b>0</b>	<b>0</b>	<b>0</b>	<b>0.0</b>	<b>1</b>	<b>1</b>	<b>0</b>	<b>0</b>	<b>0</b>	<b>8</b>	<b>4.0</b>

## CAREER HIGHS

Statistic	Value
Points	5 vs Hanover 11/12/25
Assists	1 vs Hanover 11/12/25
FG Made	2 vs Hanover 11/12/25
FG Attempts	5 vs Hanover 11/12/25
3FG Made	1 at Kansas St. 11/08/25, vs Hanover 11/12/25
3FG Attempts	3 vs Hanover 11/12/25

## Player Averages

Games Played	Minutes/game	Points/game	FG Pct	3FG Pct	FT Pct	Rebounds/game	Assists/game	Turnovers/game	Assist/Turnover ratio	Steals/game	Blocks/game
2	9.1	4.0	42.9	40.0	0.0	0.0	0.5	0.0	1.0	0.0	0.0

## CAREER STATS

SEASON	TEAM	GP-GS	MIN/AVG	Field Goals		3-Point		F-Throws		Rebounds				Scoring						
				FG-FGA	FG%	3FG-3FGA	3FG%	FT-FTA	FT%	OFF	DEF	TOT	AVG	PF-FO	A	TO	BLK	STL	PTS	AVG
2025-26	BU	2-0	18/9.1	3-7	.429	2-5	.400	0-0	.000	0	0	0	0.0	1-0	1	0	0	0	8	4.0
<b>TOTAL</b>		<b>2-0</b>	<b>18/9.1</b>	<b>3-7</b>	<b>.429</b>	<b>2-5</b>	<b>.400</b>	<b>0-0</b>	<b>.000</b>	<b>0</b>	<b>0</b>	<b>0</b>	<b>0.0</b>	<b>1-0</b>	<b>1</b>	<b>0</b>	<b>0</b>	<b>0</b>	<b>8</b>	<b>4.0</b>



23

# SAM DONALD

FORWARD • FRESHMAN • 6'8" • 195

KINGS MILLS, OH | KINGS

**BEFORE BELLARMINE:** Left Columbia (Ill.) High School as the fourth all-time leading scorer...As a senior, averaged 18.0 points, leading the Eagles to a regional finals (round of 64) appearance in the IHSA Class 2A state tournament...In 2025, was named Class 2A First Team All-State by the Illinois Basketball Coaches Association for the second time in as many seasons, as well as by the Associated Press...As a junior, the do-it-all forward averaged a team-best 20.9 points, 8.4 rebounds and 3.2 assists, earning First Team Cahokia All-Conference honors as well as Class 2A First Team All-State notice...In July, he will be the youngest member of the U.S. men's basketball team competing in Israel at the 2025 Maccabi Games.



## GAME-BY-GAME STATS

Opponent	Date	GS	MIN	Total		3-Pointers		Free throws		Rebounds				PF		A		TO		BLK		STL		PTS		AVG
				FG-FGA	PCT	3FG-3FGA	PCT	FT-FTA	PCT	OFF	DEF	TOT	AVG													
at Georgia	11/03/2025	*	24:35	1-2	.500	1-1	1.000	0-0	.000	0	1	1	1.0	1	3	1	1	0	3	3.0						
Wofford	11/15/2025	*	28:53	0-1	.000	0-1	.000	2-2	1.000	0	2	2	1.5	5	1	0	0	2	2	2.5						
<b>Totals</b>			<b>2 53:27</b>	<b>1-3</b>	<b>.333</b>	<b>1-2</b>	<b>.500</b>	<b>2-2</b>	<b>1.000</b>	<b>0</b>	<b>3</b>	<b>3</b>	<b>1.5</b>	<b>6</b>	<b>4</b>	<b>1</b>	<b>1</b>	<b>2</b>	<b>5</b>	<b>2.5</b>						

## Player Averages

Games Played	Minutes/game	Points/game	FG Pct	3FG Pct	FT Pct	Rebounds/game	Assists/game	Turnovers/game	Assist/Turnover ratio	Steals/game	Blocks/game
2	26.7	2.5	33.3	50.0	100.0	1.5	2.0	0.5	4.0	1.0	0.5

## CAREER HIGHS

Statistic	Value
Points	3 at Georgia 11/03/25
Rebounds	2 vs Wofford 11/15/25
Assists	3 at Georgia 11/03/25
Steals	2 vs Wofford 11/15/25
Blocks	1 at Georgia 11/03/25
FG Made	1 at Georgia 11/03/25
FG Attempts	2 at Georgia 11/03/25
3FG Made	1 at Georgia 11/03/25
3FG Attempts	1 vs Wofford 11/15/25, at Georgia 11/03/25
FT Made	2 vs Wofford 11/15/25
FT Attempts	2 vs Wofford 11/15/25

## CAREER STATS

			Field Goals		3-Point		F-Throws		Rebounds				Scoring							
SEASON	TEAM	GP-GS	MIN/AVG	FG-FGA	FG%	3FG-3FGA	3FG%	FT-FTA	FT%	OFF	DEF	TOT	AVG	PF-FO	A	TO	BLK	STL	PTS	AVG
2025-26	BU	2-2	53/26.7	1-3	.333	1-2	.500	2-2	1.000	0	3	3	1.5	6-1	4	1	1	2	5	2.5
<b>TOTAL</b>		<b>2-2</b>	<b>53/26.7</b>	<b>1-3</b>	<b>.333</b>	<b>1-2</b>	<b>.500</b>	<b>2-2</b>	<b>1.000</b>	<b>0</b>	<b>3</b>	<b>3</b>	<b>1.5</b>	<b>6-1</b>	<b>4</b>	<b>1</b>	<b>1</b>	<b>2</b>	<b>5</b>	<b>2.5</b>

2

# TYLER DOYLE

GUARD • SOPHOMORE • 6'5" • 185

LEXINGTON, KY | LEXINGTON CATHOLIC

## 2024-25 - FRESHMAN

ASUN Honor Roll recipient...One of two Knights (along with Curt Hopf) to appear in all 31 games, starting 23, while averaging 23.9 minutes...Shot .551 (81 for 147) from the field, the 2nd-best mark in BU's Division I era...Ranked 23rd in the ASUN an assists per game at 2.0...In ASUN play, ranked 20th in the league in assists per game at 2.3 and T-22nd in steals per game at 1.1...Made his collegiate debut, sank his first career field goal and grabbed three rebounds in season opener on Nov. 4 at VCU...Netted double-digit points in six ASUN games, including four straight from Feb. 1-13...Handed out 5 assists in back-to-back games at North Florida on Feb. 6 and at Jacksonville on Feb. 8...Set career highs with 19 points (9-of-16 shooting), eight rebounds and two blocks on Feb. 13 vs. Queens...Recorded a career-high seven assists and hit 4 of 5 field goal attempts for 11 points in 80-74 win Feb. 20 vs. Eastern Kentucky...His seven assists against ECU matched Kenyon Goodin on Dec. 7 vs. Brescia for the most by a Knight on the season...Averaged 11.2 points and 3.3 assists over the final nine games of the season.

**BEFORE BELLARMINE:** Played high school basketball at Woodford County (KY), making varsity as an eighth grader, before transferring to Lexington Catholic (KY) prior to his junior season...As a junior, averaged 10.3 points, 4.7 assists and 3.0 rebounds per game while shooting 53 percent from the floor, 37 percent from 3-point range and 75 percent from the free-throw line...Was named MVP of the White, Greer & Maggard Holiday Classic and was recognized on both the Kentucky Class 2A All-Tournament Team and the 11th Region All-Tournament Team...Helped lead his squad to a 32-3 season in which the Knights advanced to the regional finals and, earlier in the year, were the runner-up in the Kentucky 2A Championship...As a senior, again helped Lexington Catholic to a 32-3 record...Helped his team win the Kentucky 2A Championship, scoring 54 points in three games...Scored 25 points in the 11th Region championship game...Tallied 601 total points as a senior, averaging 17.2 per game, both tops on his team...Also averaged 4.8 assists and 3.3 rebounds...Shot 60.6 percent from the field, 44.6 percent from 3-point range and 82.6 percent from the free-throw line...Named First Team All-State by the Courier Journal and the Herald-Leader...Named Lexington City Player of the Year, KABC 11th Region Player of the Year and also placed on All-11th Region Team... Played in the Kentucky/Indiana All-Star Game series following his senior season, scoring 12 points between two games...Also played in Ohio/Kentucky All-Star Game.



## GAME-BY-GAME STATS

Opponent	Date	GS	MIN	Total		3-Pointers		Free throws		Rebounds											
				FG-FGA	PCT	3FG-3FGA	PCT	FT-FTA	PCT	OFF	DEF	TOT	AVG	PF	A	TO	BLK	STL	PTS	AVG	
at Georgia	11/03/2025	*	27:14	1-5	.200	0-2	.000	0-0	.000	0	2	2	2.0	2	4	5	2	1	2	2.0	
at Kansas St.	11/08/2025	*	14:30	1-2	.500	0-1	.000	0-0	.000	1	0	1	1.5	5	1	1	0	0	2	2.0	
Hanover	11/12/2025	*	16:05	3-3	1.000	0-0	.000	2-2	1.000	0	1	1	1.3	2	0	0	1	0	8	4.0	
Wofford	11/15/2025	*	27:54	8-12	.667	1-2	.500	0-0	.000	1	4	5	2.3	4	1	2	0	1	17	7.3	
Totals			4 85:42	13-22	.591	1-5	.200	2-2	1.000	2	7	9	2.3	13	6	8	3	2	29	7.3	

## Player Averages

Games Played	Minutes/game	Points/game	FG Pct	3FG Pct	FT Pct	Rebounds/game	Assists/game	Turnovers/game	Assist/Turnover ratio	Steals/game	Blocks/game
4	21.4	7.3	59.1	20.0	100.0	2.3	1.5	2.0	0.8	0.5	0.8

## CAREER HIGHS

Statistic	Value	
Points	19	vs Queens (NC) 02/13/25
Rebounds	8	vs Queens (NC) 02/13/25
Assists	7	vs Eastern Ky. 02/20/25
Steals	3	vs Midway 11/26/24, at Jacksonville 02/08/25, at Stetson 02/24/25
Blocks	2	vs Queens (NC) 02/13/25, at Georgia 11/03/25
FG Made	9	vs Queens (NC) 02/13/25
FG Attempts	16	vs Queens (NC) 02/13/25
3FG Made	2	vs Southern Ind. 11/13/24
3FG Attempts	4	at Jacksonville 02/08/25
FT Made	6	at Stetson 02/24/25
FT Attempts	6	at Stetson 02/24/25

## CAREER STATS

				Field Goals		3-Point		F-Throws		Rebounds										Scoring	
SEASON	TEAM	GP-GS	MIN/AVG	FG-FGA	FG%	3FG-3FGA	3FG%	FT-FTA	FT%	OFF	DEF	TOT	AVG	PF-FO	A	TO	BLK	STL	PTS	AVG	
2024-25	BU	31-23	739/23.8	81-147	.551	8-31	.258	27-36	.750	23	75	98	3.2	42-1	63	34	5	24	197	6.4	
2025-26	BU	4-4	86/21.4	13-22	.591	1-5	.200	2-2	1.000	2	7	9	2.3	13-1	6	8	3	2	29	7.3	
TOTAL		35-27	825/23.6	94-169	.556	9-36	.250	29-38	.763	25	82	107	3.1	55-2	69	42	8	26	226	6.5	

8

# KENYON GOODIN

GUARD • REDSHIRT SOPHOMORE • 6'3" • 190

SHELBYVILLE, KY | COLLINS



## 2024-25 - REDSHIRT FRESHMAN

ASUN Honor Roll recipient...Appeared in 27 games, starting 14, while averaging 22.2 minutes...In ASUN play, ranked 24th in the league in rebounding at 4.8 and 21st in steals per game at 1.1...His .483 3-point percentage (29 for 60) was the best mark by a Knight during BU's Division I era...Tops on the team averaging 4.8 rebounds in ASUN play and 3rd averaging 9.4 points in ASUN play...Averaged 12.7 points over his last nine games, all starts...Overall averaged 10.4 points in his 14 starts (146 points) and 3.5 points when coming off the bench (46 points)...Made his collegiate debut on Nov. 4 at VCU, scoring five points on 1-of-3 shooting while grabbing four rebounds and two steals...Distributed a career-high seven assists on Dec. 7 vs. Brescia, matching Tyler Doyle on Feb. 20 vs. Eastern Kentucky for the most by a Knight on the season...Swiped a career-high four steals on Jan. 16 vs. Lipscomb...Twice in ASUN play handed out five assists (Jan. 18 at Eastern Kentucky, Feb. 6 at North Florida)...Grabbed a career-high nine rebounds on Jan. 30 at Austin Peay...Poured in a career-high 28 points on 8-for-9 shooting (5 of 5 from three) on Feb. 13 vs. Queens...His 28 points against Queens were the 3rd-highest total by a Knight on the season...His 5-for-5 performance from beyond the arc against Queens marked the most 3-point attempts without a miss by a Knight...Nailed all four 3-point attempts for 12 points on Feb. 15 vs. West Georgia...Ended the season connecting on his last nine 3-point attempts.

## 2023-24 - Freshman

ASUN Honor Roll recipient...Redshirt.

**BEFORE BELLARMINE:** Played high school basketball at Collins in Kentucky...Scored 1,413 points — fourth in school history — while leading the Titans to a 68-24 record (73 percent) during his career...Also a quarterback, he originally committed to Army-West Point to play football.

## GAME-BY-GAME STATS

Opponent	Date	GS	MIN	Total		3-Pointers		Free throws		Rebounds				PF	A	TO	BLK	STL	PTS	AVG
				FG-FGA	PCT	3FG-3FGA	PCT	FT-FTA	PCT	OFF	DEF	TOT	AVG							
at Georgia	11/03/2025	*	15:46	2-5	.400	0-2	.000	0-0	.000	1	1	2	2.0	1	3	2	0	0	4	4.0
Hanover	11/12/2025	*	22:03	7-7	1.000	4-4	1.000	1-1	1.000	0	3	3	2.5	0	3	0	0	1	19	11.5
Wofford	11/15/2025	*	30:45	3-9	.333	2-6	.333	1-1	1.000	0	3	3	2.7	4	4	0	0	2	9	10.7
<b>Totals</b>		<b>3</b>	<b>68:34</b>	<b>12-21</b>	<b>.571</b>	<b>6-12</b>	<b>.500</b>	<b>2-2</b>	<b>1.000</b>	<b>1</b>	<b>7</b>	<b>8</b>	<b>2.7</b>	<b>5</b>	<b>10</b>	<b>2</b>	<b>0</b>	<b>3</b>	<b>32</b>	<b>10.7</b>

## Player Averages

Games Played	Minutes/game	Points/game	FG Pct	3FG Pct	FT Pct	Rebounds/game	Assists/game	Turnovers/game	Assist/Turnover ratio	Steals/game	Blocks/game
3	22.9	10.7	57.1	50.0	100.0	2.7	3.3	0.7	5.0	1.0	0.0

## CAREER HIGHS

Statistic	Value
Points	28 vs Queens (NC) 02/13/25
Rebounds	9 at Austin Peay 01/30/25
Assists	7 vs Brescia 12/07/24
Steals	4 vs Lipscomb 01/16/25
Blocks	1 at Colorado 12/21/24, vs Jacksonville 01/09/25
FG Made	8 vs Queens (NC) 02/13/25
FG Attempts	10 at North Florida 02/06/25
3FG Made	5 vs Queens (NC) 02/13/25
3FG Attempts	6 vs Stetson 01/25/25, vs Wofford 11/15/25
FT Made	7 vs Queens (NC) 02/13/25
FT Attempts	7 vs Queens (NC) 02/13/25

## CAREER STATS

SEASON	TEAM	GP-GS	MIN/AVG	Field Goals		3-Point		F-Throws		Rebounds				Scoring						
				FG-FGA	FG%	3FG-3FGA	3FG%	FT-FTA	FT%	OFF	DEF	TOT	AVG	PF-FO	A	TO	BLK	STL	PTS	AVG
2024-25	BU	27-14	599/22.2	58-121	.479	29-60	.483	47-58	.810	13	80	93	3.4	40-0	47	24	2	23	192	7.1
2025-26	BU	3-3	69/22.9	12-21	.571	6-12	.500	2-2	1.000	1	7	8	2.7	5-0	10	2	0	3	32	10.7
<b>TOTAL</b>		<b>30-17</b>	<b>667/22.2</b>	<b>70-142</b>	<b>.493</b>	<b>35-72</b>	<b>.486</b>	<b>49-60</b>	<b>.817</b>	<b>14</b>	<b>87</b>	<b>101</b>	<b>3.4</b>	<b>45-0</b>	<b>57</b>	<b>26</b>	<b>2</b>	<b>26</b>	<b>224</b>	<b>7.5</b>



7

## DONOVAN HUNTER

FORWARD • JUNIOR • 6'8" • 200

COLUMBUS, OH | SPIRE ACADEMY | KENT STATE

**BEFORE BELLARMINE:** Played freshman and sophomore seasons at Kent State.**2024-25 - SOPHOMORE**

Appeared in 10 games...Tallied 13 points, four steals, three rebounds and three three-pointers.

**2023-24 - FRESHMAN**

Played 16 games, making one start, and averaging 5.6 minutes per game...Recorded a career-high five points on Feb. 18 vs. NIU.

**HIGH SCHOOL:** Played at SPIRE Academy in Geneva, Ohio, just outside of Cleveland, where both Lamelo Ball and Isaiah Jackson played...Previously attended Westerville Central outside of Columbus where he was a state runner-up as a sophomore in 2021 and averaged double figures as a junior.

## GAME-BY-GAME STATS

Opponent	Date	GS	MIN	Total		3-Pointers		Free throws		Rebounds				PF		A		TO		BLK		STL		PTS		AVG
				FG-FGA	PCT	3FG-3FGA	PCT	FT-FTA	PCT	OFF	DEF	TOT	AVG													
at Georgia	11/03/2025		17:09	3-8	.375	3-8	.375	0-0	.000	0	1	1	1.0	1	1	1	0	0	0	0	9	9.0				
at Kansas St.	11/08/2025		11:37	2-8	.250	0-4	.000	0-0	.000	1	0	1	1.0	1	0	1	0	2	4	6.5						
Hanover	11/12/2025		15:15	3-7	.429	1-4	.250	0-0	.000	0	3	3	1.7	2	1	1	0	2	7	6.7						
Wofford	11/15/2025		09:35	1-2	.500	0-1	.000	0-0	.000	0	1	1	1.5	0	0	0	1	1	2	5.5						
Totals		0	53:36	9-25	.360	4-17	.235	0-0	.000	1	5	6	1.5	4	2	3	1	5	22	5.5						

## CAREER HIGHS

Statistic	Value
Points	9 at Georgia 11/03/25
Rebounds	3 vs Ohio 01/26/24, vs Hanover 11/12/25
Assists	2 vs NIU 02/17/24
Steals	2 4 times
Blocks	1 vs Akron 01/19/24, vs Wofford 11/15/25
FG Made	3 at Georgia 11/03/25, vs Hanover 11/12/25
FG Attempts	8 at Kansas St. 11/08/25, at Georgia 11/03/25
3FG Made	3 at Georgia 11/03/25
3FG Attempts	8 at Georgia 11/03/25

## Player Averages

Games Played	Minutes/game	Points/game	FG Pct	3FG Pct	FT Pct	Rebounds/game	Assists/game	Turnovers/game	Assist/Turnover ratio	Steals/game	Blocks/game
4	13.4	5.5	36.0	23.5	0.0	1.5	0.5	0.8	0.7	1.3	0.3

## CAREER STATS

				Field Goals		3-Point		F-Throws		Rebounds									Scoring	
SEASON	TEAM	GP-GS	MIN/AVG	FG-FGA	FG%	3FG-3FGA	3FG%	FT-FTA	FT%	OFF	DEF	TOT	AVG	PF-FO	A	TO	BLK	STL	PTS	AVG
2023-24	KentSt	16-1	89/5.6	7-22	.318	6-18	.333	0-0	.000	4	11	15	0.9	17-0	3	5	1	2	20	1.3
2024-25	KentSt	10-0	41/4.1	5-18	.278	3-13	.231	0-0	.000	0	3	3	0.3	5-0	1	0	0	4	13	1.3
2025-26	BU	4-0	54/13.4	9-25	.360	4-17	.235	0-0	.000	1	5	6	1.5	4-0	2	3	1	5	22	5.5
TOTAL FOR BU		4-0	54/13.4	9-25	.360	4-17	.235	0-0	.000	1	5	6	1.5	4-0	2	3	1	5	22	5.5
TOTAL		30-1	183/6.1	21-65	.323	13-48	.271	0-0	.000	5	19	24	0.8	26-0	6	8	2	11	55	1.8

32

# JACK KARASINSKI

FORWARD • SENIOR • 6'7" • 215

GRAND RAPIDS, MI | CATHOLIC CENTRAL | WILLIAM & MARY



## 2024-25 - JUNIOR

Named to NABC Honors Court...ASUN Honor Roll recipient...Appeared in 24 games, starting 19, while averaging 22.2 minutes...Ranked 7th in the ASUN in scoring at 15.4, 5th in field goal percentage at .534 and 10th in free throw percentage at .773...In ASUN play, ranked 7th in the league in field goal percentage at .505...His 15.4 points per game rank 4th during BU's Division I era while his .534 field goal percentage (133 for 249) ranks 5th...Tallied double-digit points in all but three of his 24 appearances, including in his first eight games as a Knight and 12 straight in ASUN play from Jan. 11 to Feb. 18...Eclipsed his previous career high of 12 points at William & Mary 15 times...2nd on the team with six 20-point efforts...Scored 11 points of 4-of-7 shooting in his BU debut Nov. 4 at VCU...Poured in 24 points on 9-of-13 shooting, 3-of-6 from deep, on Nov. 9 vs. VMI...Produced a career-high two blocks on Nov. 13 vs. Southern Indiana...Hit 13 of 14 free throws on Nov. 16 at Marshall, the 2nd-most in a game in the D1 era...Handed out a career-high four assists both on Jan. 4 at Central Arkansas and on Feb. 18 vs. Austin Peay in a 94-68 win...Set a career-high scoring total twice against North Florida, first scoring 27 points on Jan. 11 at home and then 28 points on Feb. 6 on the road...Sank a career-high 11 field goals in both games against UNF...Pulled down a season-high seven rebounds in 80-74 win on Feb. 20 vs. Eastern Kentucky.

**BEFORE BELLARMINE:** Played two seasons at William & Mary.

## 2023-24 - SOPHOMORE

Appeared in nine games and started the first eight ... Missed the final 24 games of the year due to injury ... Averaged 7.1 points, 4.9 rebounds and 1.1 assists per game ... Pulled down a career-high 11 rebounds and added seven points and three assists in the season opener vs. Regents (Nov. 6) ... Scored nine points on 4-of-6 shooting in the win over American (Nov. 9) ... Turned in his best game of the season with 11 points on 4-of-6 shooting and a perfect 3-of-3 at the free throw line to go with seven rebounds at Air Force (Nov. 17) ... Scored all 11 of his points against the Falcons in the second half and overtime ... Tallied nine points and added four rebounds vs. Lindenwood (Nov. 19) ... Scored nine points and added six rebounds in the win over UMBC (Nov. 25) ... Turned in a strong game off the bench with seven points and eight rebounds at Richmond (Dec. 2).

## 2022-23 - FRESHMAN

Named to CAA Commissioner's Academic Honor Roll...Enjoyed a strong rookie season as one of the Tribe's top reserves ... Appeared in 29 games with five starts ... Missed four games due to injury in January ... Averaged 4.8 points and two rebounds per game in 15.4 minutes of action ... Shot 40% from the field (50-of-125), 35.4% from 3-point range (23-of-65) and 62.5% at the free throw line (15-of-24) ... Led the team in charges taken with 10 ... Averaging 6.3 ppg, shooting 42.1% from 3 (8-of-19) the final seven games of the year ... Scored nine points off the bench, hitting 2-of-3 from 3-point range in the CAA Tournament Second Round win Elon (3/4) ... Led W&M with eight rebounds and added eight points in the win over Towson (2/13) ... Knocked down a pair of 3-pointers against the Tigers ... Scored nine points on 2-of-4 from 3 and added five rebounds at Stony Brook (2/16) ... Scored seven of his nine points in the first half at Hampton (2/2) and added four rebounds ... Tallied his second double-digit performance with 10 vs. Norfolk State (12/10) on 2-of-3 from 3 ... Posted 12 points with six rebounds against Mid-Atlantic Christian (11/10) ... Scored eight points in 22 minutes of action at Pittsburgh (11/25) ... Added six points and four rebounds at N.C. State (11/29) ... Scored eight points in 15 minutes during his collegiate debut vs. Navy (11/7).

## GAME-BY-GAME STATS

Opponent	Date	GS	MIN	Total		3-Pointers		Free throws		Rebounds				PF				PTS	AVG
				FG-FGA	PCT	3FG-3FGA	PCT	FT-FTA	PCT	OFF	DEF	TOT	AVG	PF	A	TO	BLK	STL	
at Georgia	11/03/2025	*	23:37	10-17	.588	3-7	.429	0-1	.000	2	6	8	8.0	0	1	1	0	1	23
at Kansas St.	11/08/2025	*	30:04	6-9	.667	1-4	.250	5-8	.625	2	3	5	6.5	1	0	0	0	2	18
Wofford	11/15/2025	*	28:04	6-14	.429	1-5	.200	10-13	.769	2	2	4	5.7	1	0	1	0	0	23
<b>Totals</b>			<b>3 81:45</b>	<b>22-40</b>	<b>.550</b>	<b>5-16</b>	<b>.313</b>	<b>15-22</b>	<b>.682</b>	<b>6</b>	<b>11</b>	<b>17</b>	<b>5.7</b>	<b>2</b>	<b>1</b>	<b>2</b>	<b>0</b>	<b>3</b>	<b>64</b>

## CAREER HIGHS

Statistic	Value
Points	28 at North Florida 02/06/25
Rebounds	11 vs Regent 11/06/23
Assists	4 at Central Ark. 01/04/25, vs Austin Peay 02/18/25
Steals	2 at George Washington 11/11/23, at Kansas St. 11/08/25
Blocks	2 vs Southern Ind. 11/13/24
FG Made	11 at North Florida 02/06/25, vs North Florida 01/11/25
FG Attempts	17 at North Florida 02/06/25, vs Stetson 01/25/25, at Georgia 11/03/25
3FG Made	3 6 times
3FG Attempts	8 vs Lipscomb 01/16/25
FT Made	13 at Marshall 11/16/24
FT Attempts	14 at Marshall 11/16/24

## Player Averages

Games Played	Minutes/game	Points/game	FG Pct	3FG Pct	FT Pct	Rebounds/game	Assists/game	Turnovers/game	Assist/Turnover ratio	Steals/game	Blocks/game
3	27.2	21.3	55.0	31.3	68.2	5.7	0.3	0.7	0.5	1.0	0.0

## CAREER STATS

				Field Goals		3-Point		F-Throws		Rebounds										Scoring	
SEASON	TEAM	GP-GS	MIN/AVG	FG-FGA	FG%	3FG-3FGA	3FG%	FT-FTA	FT%	OFF	DEF	TOT	AVG	PF-FO	A	TO	BLK	STL	PTS	AVG	
2022-23	W&M	29-5	451/15.5	50-125	.400	23-65	.354	15-24	.625	19	38	57	2.0	39-1	14	18	4	9	138	4.8	
2023-24	W&M	9-8	220/24.5	22-65	.338	4-31	.129	16-22	.727	15	29	44	4.9	11-0	10	11	0	3	64	7.1	
2024-25	BU	24-19	526/21.9	133-249	.534	35-91	.385	68-88	.773	10	58	68	2.8	62-3	27	30	6	3	369	15.4	
2025-26	BU	3-3	82/27.2	22-40	.550	5-16	.313	15-22	.682	6	11	17	5.7	2-0	1	2	0	3	64	21.3	
TOTAL FOR BU		27-22	608/22.5	155-289	.536	40-107	.374	83-110	.755	16	69	85	3.1	64-3	28	32	6	6	433	16.0	
TOTAL		65-35	1279/19.7	227-479	.474	67-203	.330	114-156	.731	50	136	186	2.9	114-4	52	61	10	18	635	9.8	

1

# ANT McAFEE

FORWARD • FRESHMAN • 6'6" • 170

PEORIA, IL | WARREN CENTRAL (KY)

**BEFORE BELLARMINE:** Kentucky's Fourth Region Player of the Year in 2025, McAfee averaged 19.9 points and .440 shooting from outside while helping Warren Central (Ky.) to a 23-7 record and an appearance in the 4th Region Tournament...He tied for eighth in Kentucky averaging 3.6 made threes per game.



## GAME-BY-GAME STATS

## CAREER HIGHS

## CAREER STATS



14

# DOMINIQUE MURPHY

FORWARD • FRESHMAN • 6'5" • 180

EAST CHICAGO, IN | EAST CHICAGO CENTRAL

**BEFORE BELLARMINE:** A four-year starter and the all-time leading scorer in East Chicago, Ind., history with 2,048 points, Murphy averaged 22.6 points and 8.3 rebounds to guide East Chicago Central to a 21-9 record during his senior campaign...Helped the Cardinals to back-to-back sectional titles and the program's first regional title in 18 years...Was named the 2025 Post-Tribune Player of the Year, a member of the IndyStar Indiana All-Stars and a Senior Supreme 15 All-State honoree by the Indiana Basketball Coaches Association.



## GAME-BY-GAME STATS

Opponent	Date	GS	MIN	Total		3-Pointers		Free throws		Rebounds				PF	A	TO	BLK	STL	PTS	AVG
				FG-FGA	PCT	3FG-3FGA	PCT	FT-FTA	PCT	OFF	DEF	TOT	AVG							
at Georgia	11/03/2025		02:34	1-2	.500	0-0	.000	0-0	.000	0	0	0	0.0	0	0	0	0	0	2	2.0
at Kansas St.	11/08/2025		01:20	0-0	.000	0-0	.000	0-0	.000	1	0	1	0.5	0	0	0	0	0	0	1.0
Hanover	11/12/2025		08:18	2-3	.667	0-0	.000	0-0	.000	0	1	1	0.7	2	0	0	0	0	4	2.0
<b>Totals</b>		<b>0</b>	<b>12:12</b>	<b>3-5</b>	<b>.600</b>	<b>0-0</b>	<b>.000</b>	<b>0-0</b>	<b>.000</b>	<b>1</b>	<b>1</b>	<b>2</b>	<b>0.7</b>	<b>2</b>	<b>0</b>	<b>0</b>	<b>0</b>	<b>0</b>	<b>6</b>	<b>2.0</b>

## CAREER HIGHS

Statistic	Value
Points	4 vs Hanover 11/12/25
Rebounds	1 at Kansas St. 11/08/25, vs Hanover 11/12/25
FG Made	2 vs Hanover 11/12/25
FG Attempts	3 vs Hanover 11/12/25

## Player Averages

Games Played	Minutes/game	Points/game	FG Pct	3FG Pct	FT Pct	Rebounds/game	Assists/game	Turnovers/game	Assist/Turnover ratio	Steals/game	Blocks/game
3	4.1	2.0	60.0	0.0	0.0	0.7	0.0	0.0	0.0	0.0	0.0

## CAREER STATS

SEASON	TEAM	GP-GS	MIN/AVG	Field Goals		3-Point		F-Throws		Rebounds				Scoring						
				FG-FGA	FG%	3FG-3FGA	3FG%	FT-FTA	FT%	OFF	DEF	TOT	AVG	PF-FO	A	TO	BLK	STL	PTS	AVG
2025-26	BU	3-0	12/4.1	3-5	.600	0-0	.000	0-0	.000	1	1	2	0.7	2-0	0	0	0	0	6	2.0
<b>TOTAL</b>		<b>3-0</b>	<b>12/4.1</b>	<b>3-5</b>	<b>.600</b>	<b>0-0</b>	<b>.000</b>	<b>0-0</b>	<b>.000</b>	<b>1</b>	<b>1</b>	<b>2</b>	<b>0.7</b>	<b>2-0</b>	<b>0</b>	<b>0</b>	<b>0</b>	<b>0</b>	<b>6</b>	<b>2.0</b>

4

# GRANT NEAL

GUARD • REDSHIRT FRESHMAN • 6'3" • 180

PROSPECT, KY | NORTH OLDHAM

## 2024-25 - FRESHMAN

ASUN Honor Roll recipient...Redshirt.

**BEFORE BELLARMINE:** Played high school basketball at North Oldham (KY) and named to All-8th Region Team as a senior...Helped his team to a 26-6 record his senior season, playing in all 32 games and making it to the second round of the 8th Region Tournament...Led the Mustangs averaging 21.8 points and was second averaging 4.3 rebounds...Shot 56.9 percent from the field, 41.2 percent from the 3-point line and 78.4 percent from the free-throw line...Dropped in 271 field goals, 108 more than the second-highest total on the team, and tallied 697 points...Named Third Team All-State by both the Courier Journal and the Herald-Leader.



## GAME-BY-GAME STATS

Opponent	Date	GS	MIN	Total		3-Pointers		Free throws		Rebounds				PF	A	TO	BLK	STL	PTS	AVG
				FG-FGA	PCT	3FG-3FGA	PCT	FT-FTA	PCT	OFF	DEF	TOT	AVG							
at Georgia	11/03/2025		05:35	0-1	.000	0-1	.000	2-2	1.000	0	0	0	0.0	1	0	1	0	1	2	2.0
Hanover	11/12/2025		09:37	3-5	.600	1-1	1.000	1-2	.500	0	3	3	1.5	0	0	0	0	0	8	5.0
<b>Totals</b>		<b>0</b>	<b>15:12</b>	<b>3-6</b>	<b>.500</b>	<b>1-2</b>	<b>.500</b>	<b>3-4</b>	<b>.750</b>	<b>0</b>	<b>3</b>	<b>3</b>	<b>1.5</b>	<b>1</b>	<b>0</b>	<b>1</b>	<b>0</b>	<b>1</b>	<b>10</b>	<b>5.0</b>

## Player Averages

Games Played	Minutes/game	Points/game	FG Pct	3FG Pct	FT Pct	Rebounds/game	Assists/game	Turnovers/game	Assist/Turnover ratio	Steals/game	Blocks/game
2	7.6	5.0	50.0	50.0	75.0	1.5	0.0	0.5	0.0	0.5	0.0

## CAREER HIGHS

Statistic	Value	
Points	8	vs Hanover 11/12/25
Rebounds	3	vs Hanover 11/12/25
Steals	1	at Georgia 11/03/25
FG Made	3	vs Hanover 11/12/25
FG Attempts	5	vs Hanover 11/12/25
3FG Made	1	vs Hanover 11/12/25
3FG Attempts	1	at Georgia 11/03/25, vs Hanover 11/12/25
FT Made	2	at Georgia 11/03/25
FT Attempts	2	at Georgia 11/03/25, vs Hanover 11/12/25

## CAREER STATS

				Field Goals		3-Point		F-Throws		Rebounds				Scoring						
SEASON	TEAM	GP-GS	MIN/AVG	FG-FGA	FG%	3FG-3FGA	3FG%	FT-FTA	FT%	OFF	DEF	TOT	AVG	PF-FO	A	TO	BLK	STL	PTS	AVG
2025-26	BU	2-0	15/7.6	3-6	.500	1-2	.500	3-4	.750	0	3	3	1.5	1-0	0	1	0	1	10	5.0
<b>TOTAL</b>		<b>2-0</b>	<b>15/7.6</b>	<b>3-6</b>	<b>.500</b>	<b>1-2</b>	<b>.500</b>	<b>3-4</b>	<b>.750</b>	<b>0</b>	<b>3</b>	<b>3</b>	<b>1.5</b>	<b>1-0</b>	<b>0</b>	<b>1</b>	<b>0</b>	<b>1</b>	<b>10</b>	<b>5.0</b>

11

# BRIAN WADDELL

FORWARD • REDSHIRT SENIOR • 6'7" • 195

CARMEL, IN | CARMEL | PURDUE

**BEFORE BELLARMINE:** Spent four seasons at Purdue.

## 2024-25 - REDSHIRT JUNIOR

Appeared in nine games, averaging 2.0 points, 0.8 rebounds and 0.4 assists in 4.5 minutes per game...Shot 6-of-10 from the field and 3-of-4 from long distance on the season...Had 18 points, seven rebounds and four assists in 40 minutes of action...Matched a career-high five points both on Dec. 5 at Penn State and Jan. 12 vs. Nebraska...Also added a career-high three assists against the Nittany Lions...Grabbed a career-high three rebounds on March 4 vs. Rutgers.

## 2023-24 - REDSHIRT SOPHOMORE

Named to the Big Ten All-Academic Team...Appeared in 14 games, averaging 11 points, 0.6 rebounds and 0.2 assists in 41 minutes per game...Shot 6-of-14 (.429) from the field...Tallied five points, including a 3-pointer, in the NCAA Tournament Second Round win on March 24 vs. Utah State during the Boilermakers' run to the championship game...Scored four points with three rebounds in the season opener against Samford.

## 2022-23 - REDSHIRT FRESHMAN

Named to the Big Ten All-Academic Team...Appeared in 17 games, scoring nine points with 11 rebounds and seven assists on the season...Made his collegiate debut on Nov. 8 vs. Milwaukee...Tallied five points in the win on Nov. 11 vs. Austin Peay and scored two points against both Duke (Nov. 27) and New Orleans (Dec. 21)...Pulled down three rebounds against Milwaukee and Hofstra (Dec. 7) and had two assists on Nov. 24 vs. West Virginia...Played at least 10 minutes in seven games.

## 2021-22 - FRESHMAN

Redshirted due to a knee injury suffered in early November.

**HIGH SCHOOL:** Led Carmel to a pair of Indiana Class 4A state titles (2019, 2021)...Was named to the Indiana All-Star Team following his senior season...Averaged 15.8 points and 6.4 rebounds as a senior...Shot .607 from the field, .405 from 3-point range and .855 from the free throw line as a senior...Carmel was 26-2 in 2020-21 and defeated Lawrence North for the state title, a game in which he registered 20 points and 10 rebounds...Also played on the 2019 state championship team.



## GAME-BY-GAME STATS

Opponent	Date	GS	MIN	Total		3-Pointers		Free throws		Rebounds				PF		A		TO		BLK		STL		PTS		AVG
				FG-FGA	PCT	3FG-3FGA	PCT	FT-FTA	PCT	OFF	DEF	TOT	AVG	PF	A	TO	BLK	STL	PTS							
at Georgia	11/03/2025	*	23:37	3-7	.429	1-3	.333	0-0	.000	0	2	2	2.0	2	1	1	0	0	7	7.0						
at Kansas St.	11/08/2025	*	34:06	4-9	.444	2-2	1.000	1-2	.500	2	2	4	3.0	2	1	2	0	1	11	9.0						
Hanover	11/12/2025	*	20:41	6-7	.857	0-0	.000	5-6	.833	0	5	5	3.7	0	1	2	0	0	17	11.7						
Wofford	11/15/2025	*	35:59	9-13	.692	1-1	1.000	4-4	1.000	3	3	6	4.3	3	2	2	0	1	23	14.5						
Totals			4	114:23	.611	4-6	.667	10-12	.833	5	12	17	4.3	7	5	7	0	2	58	14.5						

## Player Averages

Games Played	Minutes/game	Points/game	FG Pct	3FG Pct	FT Pct	Rebounds/game	Assists/game	Turnovers/game	Assist/Turnover ratio	Steals/game	Blocks/game
4	28.6	14.5	61.1	66.7	83.3	4.3	1.3	1.8	0.7	0.5	0.0

## CAREER HIGHS

Statistic	Value	
Points	23	vs Wofford 11/15/25
Rebounds	6	vs Wofford 11/15/25
Assists	3	at Penn St. 12/05/24
Steals	1	4 times
Blocks	1	vs Jacksonville 12/21/23
FG Made	9	vs Wofford 11/15/25
FG Attempts	13	vs Wofford 11/15/25
3FG Made	2	at Kansas St. 11/08/25
3FG Attempts	3	at Georgia 11/03/25
FT Made	5	vs Hanover 11/12/25
FT Attempts	6	vs Hanover 11/12/25

## CAREER STATS

				Field Goals		3-Point		F-Throws		Rebounds									Scoring	
SEASON	TEAM	GP-GS	MIN/AVG	FG-FGA	FG%	3FG-3FGA	3FG%	FT-FTA	FT%	OFF	DEF	TOT	AVG	PF-FO	A	TO	BLK	STL	PTS	AVG
2022-23	Purdue	17-0	138/8.1	3-19	.158	0-8	.000	3-3	1.000	0	11	11	0.6	6-0	7	6	0	1	9	0.5
2023-24	Purdue	14-0	57/4.1	6-14	.429	1-6	.167	3-7	.429	2	6	8	0.6	1-0	3	1	1	0	16	1.1
2024-25	Purdue	9-0	40/4.5	6-10	.600	3-4	.750	3-4	.750	0	7	7	0.8	2-0	4	5	0	1	18	2.0
2025-26	BU	4-4	114/28.6	22-36	.611	4-6	.667	10-12	.833	5	12	17	4.3	7-0	5	7	0	2	58	14.5
TOTAL FOR BU		4-4	114/28.6	22-36	.611	4-6	.667	10-12	.833	5	12	17	4.3	7-0	5	7	0	2	58	14.5
TOTAL		44-4	349/7.9	37-79	.468	8-24	.333	19-26	.731	7	36	43	1.0	16-0	19	19	1	4	101	2.3



44

# JACOB WASSLER

CENTER • FRESHMAN • 6'11" • 230

CINCINNATI, OH | ST. XAVIER (OH)

**BEFORE BELLARMINE:** Led St. Xavier (OH) to a 19-6 overall record as a senior...In 2025, was named to Cincinnati's Greater Catholic League All-Star First Team for the second straight season and was given All-State Special Mention by the Ohio Sports Media Association...Ranked fifth in the GLC in scoring at 11.4 points per game while leading the GCL South in rebounding at 6.9 and finishing third in field-goal percentage at .584...As a junior, averaged 12 points, 7 rebounds and over 1 block per game to earn GLC All-Star First Team honors...Played for Ohio in the Ohio-Kentucky All-Star Game in April 2025.



## GAME-BY-GAME STATS

				Total		3-Pointers		Free throws		Rebounds												
Opponent	Date	GS	MIN	FG-FGA	PCT	3FG-3FGA	PCT	FT-FTA	PCT	OFF	DEF	TOT	AVG	PF	A	TO	BLK	STL	PTS	AVG		
at Kansas St.	11/08/2025		10:15	3-7	.429	0-3	.000	4-4	1.000	1	1	2	2.0	2	1	1	1	1	10	10.0		
Hanover	11/12/2025		20:27	0-5	.000	0-2	.000	2-2	1.000	2	8	10	6.0	1	3	2	1	0	2	6.0		
Totals		0	30:42	3-12	.250	0-5	.000	6-6	1.000	3	9	12	6.0	3	4	3	2	1	12	6.0		

## Player Averages

Games Played	Minutes/game	Points/game	FG Pct	3FG Pct	FT Pct	Rebounds/game	Assists/game	Turnovers/game	Assist/Turnover ratio	Steals/game	Blocks/game
2	15.4	6.0	25.0	0.0	100.0	6.0	2.0	1.5	1.3	0.5	1.0

## CAREER HIGHS

Statistic	Value	
Points	10	at Kansas St. 11/08/25
Rebounds	10	vs Hanover 11/12/25
Assists	3	vs Hanover 11/12/25
Steals	1	at Kansas St. 11/08/25
Blocks	1	at Kansas St. 11/08/25, vs Hanover 11/12/25
FG Made	3	at Kansas St. 11/08/25
FG Attempts	7	at Kansas St. 11/08/25
3FG Attempts	3	at Kansas St. 11/08/25
FT Made	4	at Kansas St. 11/08/25
FT Attempts	4	at Kansas St. 11/08/25

## CAREER STATS

				Field Goals		3-Point		F-Throws		Rebounds									Scoring	
SEASON	TEAM	GP-GS	MIN/AVG	FG-FGA	FG%	3FG-3FGA	3FG%	FT-FTA	FT%	OFF	DEF	TOT	AVG	PF-FO	A	TO	BLK	STL	PTS	AVG
2025-26	BU	2-0	31/15.4	3-12	.250	0-5	.000	6-6	1.000	3	9	12	6.0	3-0	4	3	2	1	12	6.0
TOTAL		2-0	31/15.4	3-12	.250	0-5	.000	6-6	1.000	3	9	12	6.0	3-0	4	3	2	1	12	6.0

5

MYLES WATKINS

GUARD • SENIOR • 6'3" • 185

FRISCO, TX | CENTENNIAL | PASADENA CITY COLLEGE

2024-25 - JUNIOR

Named to NABC Honors Court and College Sports Communicators' Academic All-District Team...ASUN Honor Roll recipient...Appeared in 30 games while averaging 14.3 minutes...Totaled 183 points on 75-of-157 shooting, 15-of-45 from three...Led the team with his .514 field goal percentage (55 for 107) in ASUN play (minimum 100 attempts)...Made his Division I debut on Nov. 4 at VCU, recording a rebound and a steal in three minutes...Handed out a career-high four assists on Dec. 14 vs. Ball State...Twice pulled down a career-high five rebounds (Nov. 30 at Northern Kentucky, Feb. 20 vs. Eastern Kentucky)...Poured in double-digit points nine times, seven times in ASUN play, including in each of the final four games...Scored a career-high 19 points in back-to-back games, both wins, on Feb. 18 vs. Austin Peay and Feb. 20 vs. Eastern Kentucky, combining to go 15 for 24 from the field...Connected on a career-high 8 of 11 field goals in the win over Austin Peay and followed that with a 7-of-13 performance, including 3-for-7 from three, in the win over ECU...Averaged 15.3 points over the final four games.

**BEFORE BELLARMINE:** Played two seasons of junior college ball at Pasadena City College.

2023-24 - SOPHOMORE

Named the Pasadena City College Men's Athlete of the Year for all sports teams...Selected to the All-South Coast Conference North Division First Team...Averaged 18.4 points, 4.8 rebounds and 2.5 assists in leading PCC to a 19-11 record and a No. 15 seed in the Southern California Regional...Dropped 25 points in a first-round victory and 21 points in their quarterfinal loss to the No. 2 seed...Left PCC 18th on their all-time scoring list with 901 points.

2022-23 - FRESHMAN

Averaged 11.4 points, 4.5 rebounds and 2.0 assists during his 31 games as a freshman as the Lancers improved from 1-26 to 22-9.

HIGH SCHOOL

Played at Centennial High School (TX), where he was All-District Second Team in District 9-5A.



GAME-BY-GAME STATS

Opponent	Date	GS	MIN	Total		3-Pointers		Free throws		Rebounds				PF	A	TO	BLK	STL	PTS	AVG
				FG-FGA	PCT	3FG-3FGA	PCT	FT-FTA	PCT	OFF	DEF	TOT	AVG							
at Georgia	11/03/2025		08:47	1-2	.500	0-1	.000	0-0	.000	0	1	1	1.0	0	0	4	0	0	2	2.0
at Kansas St.	11/08/2025		22:47	2-6	.333	0-2	.000	0-0	.000	0	0	0	0.5	1	5	1	0	2	4	3.0
Hanover	11/12/2025		16:18	2-4	.500	0-0	.000	2-2	1.000	0	0	0	0.3	1	3	0	0	1	6	4.0
Wofford	11/15/2025		12:44	2-2	1.000	0-0	.000	2-2	1.000	0	0	0	0.3	2	1	1	0	1	6	4.5
<b>Totals</b>		<b>0</b>	<b>60:36</b>	<b>7-14</b>	<b>.500</b>	<b>0-3</b>	<b>.000</b>	<b>4-4</b>	<b>1.000</b>	<b>0</b>	<b>1</b>	<b>1</b>	<b>0.3</b>	<b>4</b>	<b>9</b>	<b>6</b>	<b>0</b>	<b>4</b>	<b>18</b>	<b>4.5</b>

Player Averages

Games Played	Minutes/game	Points/game	FG Pct	3FG Pct	FT Pct	Rebounds/game	Assists/game	Turnovers/game	Assist/Turnover ratio	Steals/game	Blocks/game
4	15.1	4.5	50.0	0.0	100.0	0.3	2.3	1.5	1.5	1.0	0.0

CAREER HIGHS

Statistic	Value	
Points	19	vs Austin Peay 02/18/25, vs Eastern Ky. 02/20/25
Rebounds	5	at Northern Ky. 11/30/24, vs Eastern Ky. 02/20/25
Assists	5	at Kansas St. 11/08/25
Steals	2	5 times
Blocks	1	vs Queens (NC) 02/13/25, at Stetson 02/24/25
FG Made	8	vs Austin Peay 02/18/25
FG Attempts	13	vs Eastern Ky. 02/20/25
3FG Made	3	vs Eastern Ky. 02/20/25
3FG Attempts	7	vs Eastern Ky. 02/20/25
FT Made	4	at Marshall 11/16/24
FT Attempts	6	at Marshall 11/16/24

CAREER STATS (DOES NOT INCLUDE JUCO)

				Field Goals		3-Point		F-Throws		Rebounds											Scoring	
SEASON	TEAM	GP-GS	MIN/AVG	FG-FGA	FG%	3FG-3FGA	3FG%	FT-FTA	FT%	OFF	DEF	TOT	AVG	PF-FO	A	TO	BLK	STL			PTS	AVG
2024-25	BU	30-0	427/14.2	75-157	.478	15-45	.333	18-30	.600	6	44	50	1.7	40-0	27	41	2	19			183	6.1
2025-26	BU	4-0	61/15.1	7-14	.500	0-3	.000	4-4	1.000	0	1	1	0.3	4-0	9	6	0	4			18	4.5
<b>TOTAL</b>		<b>34-0</b>	<b>488/14.3</b>	<b>82-171</b>	<b>.480</b>	<b>15-48</b>	<b>.313</b>	<b>22-34</b>	<b>.647</b>	<b>6</b>	<b>45</b>	<b>51</b>	<b>1.5</b>	<b>44-0</b>	<b>36</b>	<b>47</b>	<b>2</b>	<b>23</b>			<b>201</b>	<b>5.9</b>

10

# GRANT WHITAKER

GUARD • REDSHIRT SOPHOMORE • 6'4" • 185

MURRAY, KY | MURRAY

## 2024-25 - REDSHIRT FRESHMAN

ASUN Honor Roll recipient...Appeared in 28 games, starting the final 14 games of the season, while averaging 13.1 minutes...Shot .425 from the field, hitting 27 of 62 field goal attempts, and totaled 69 points... Made his collegiate debut on Nov. 4 at VCU...Scored the first six points of his career on Nov. 26 vs. Midway... Sank his first career 3-pointer on Dec. 4 at Western Carolina...Supplied a career-high five rebounds both on Dec. 7 vs. Brescia and on Jan. 16 vs. Lipscomb...Distributed a career-high five assists on Jan. 26 vs. Stetson...Netted a career-high nine points on Feb. 8 at Jacksonville...Swiped a career-high two steals three times, all in ASUN play (Jan. 16 vs. Lipscomb, Feb. 6 at North Florida, Feb. 20 vs. Eastern Kentucky).

## 2023-24 - FRESHMAN

ASUN Honor Roll recipient...Redshirt.

**BEFORE BELLARMINE:** Played high school basketball at Murray in Kentucky, was a five-year varsity player and four-year team captain, and was named Mr. Murray High Senior Class Most Outstanding Male...In 2022, recognized as third-team All-State by the Courier Journal, All-Purchase Player of the Year, Region Tournament MVP and KHSAA State All-Tournament Team...Five-time District All-Tournament Team, four-time All-Purchase Basketball Team, three-time Region 1 All-Tournament Team, three-time KHSAA Triple Threat Award and nine-time first-team KHSAA Academic All-State...2020 All "A" State Tournament Team...2023 Region 1 Basketball Coaches Association Rex Alexander Award...Team was 2022 Region 1 champion and KHSAA Sweet Sixteen quarterfinalist, a three-time district champion, a four-time All "A" regional champion and an All "A" state semifinalist...Also played golf and tennis in high school...Member of Fellowship of Christian Athletes, FCA Leadership Team, FFA, Future Business Leaders of America and Beta Club.



## GAME-BY-GAME STATS

Opponent	Date	GS	MIN	Total		3-Pointers		Free throws		Rebounds											
				FG-FGA	PCT	3FG-3FGA	PCT	FT-FTA	PCT	OFF	DEF	TOT	AVG	PF	A	TO	BLK	STL	PTS	AVG	
at Georgia	11/03/2025		14:09	0-0	.000	0-0	.000	0-0	.000	1	2	3	3.0	2	3	1	0	0	0	0.0	
at Kansas St.	11/08/2025		11:52	0-1	.000	0-0	.000	0-0	.000	0	0	0	1.5	1	0	2	0	0	0	0.0	
Hanover	11/12/2025		19:54	2-5	.400	0-2	.000	0-1	.000	2	3	5	2.7	2	4	1	0	1	4	1.3	
Wofford	11/15/2025		02:52	0-2	.000	0-1	.000	2-2	1.000	1	0	1	2.3	1	0	0	0	0	2	1.5	
Totals		0	48:47	2-8	.250	0-3	.000	2-3	.667	4	5	9	2.3	6	7	4	0	1	6	1.5	

## CAREER HIGHS

Statistic	Value
Points	9 at Jacksonville 02/08/25
Rebounds	5 vs Brescia 12/07/24, vs Lipscomb 01/16/25, vs Hanover 11/12/25
Assists	5 vs Stetson 01/25/25
Steals	2 at North Florida 02/06/25, vs Lipscomb 01/16/25, vs Eastern Ky. 02/20/25
Blocks	1 5 times
FG Made	4 at Jacksonville 02/08/25
FG Attempts	7 at Jacksonville 02/08/25
3FG Made	1 4 times
3FG Attempts	3 vs Brescia 12/07/24
FT Made	3 at Wyoming 12/19/24
FT Attempts	4 at Wyoming 12/19/24

## Player Averages

Games Played	Minutes/game	Points/game	FG Pct	3FG Pct	FT Pct	Rebounds/game	Assists/game	Turnovers/game	Assist/Turnover ratio	Steals/game	Blocks/game
4	12.2	1.5	25.0	0.0	66.7	2.3	1.8	1.0	1.8	0.3	0.0

## CAREER STATS

				Field Goals		3-Point		F-Throws		Rebounds									Scoring	
SEASON	TEAM	GP-GS	MIN/AVG	FG-FGA	FG%	3FG-3FGA	3FG%	FT-FTA	FT%	OFF	DEF	TOT	AVG	PF-FO	A	TO	BLK	STL	PTS	AVG
2024-25	BU	28-14	368/13.2	27-62	.435	4-18	.222	11-16	.688	13	27	40	1.4	26-0	29	15	5	11	69	2.5
2025-26	BU	4-0	49/12.2	2-8	.250	0-3	.000	2-3	.667	4	5	9	2.3	6-0	7	4	0	1	6	1.5
TOTAL		32-14	417/13.0	29-70	.414	4-21	.190	13-19	.684	17	32	49	1.5	32-0	36	19	5	12	75	2.3



24

## MICHAEL WILSON JR.

FORWARD • SOPHOMORE • 6'6" • 195

MURRAY, KY | MURRAY

**BEFORE BELLARMINE:** Played freshman season at Division II North Greenville (NC).**2024-25 - FRESHMAN**

Appeared in 26 games, starting 25...Averaged 16.9 points, good for 13th in the Conference Carolinas, and 6.6 rebounds, 12th in the CC...Shot .428 from the field and .365 from beyond the arc...Earned Freshman of the Month laurels in the CC in February after averaging 20.4 points and 6.5 rebounds over eight games, including a season-high 32-point performance in the Trailblazers' final home game.

**HIGH SCHOOL:** Named Second Team All-EPL (Elite Prep League) at Fork Union Military Academy, a prep school in Virginia...Won the EPL championship with Fork Union, earning a bid to the National Prep Championship...Previously attended Metrolina Christian Academy outside of Charlotte, N.C., where he was twice named All-Metrolina Athletic Conference.

## GAME-BY-GAME STATS

Opponent	Date	GS	MIN	Total		3-Pointers		Free throws		Rebounds				PF	A	TO	BLK	STL	PTS	AVG
				FG-FGA	PCT	3FG-3FGA	PCT	FT-FTA	PCT	OFF	DEF	TOT	AVG							
at Georgia	11/03/2025		19:00	1-6	.167	0-2	.000	3-3	1.000	1	2	3	3.0	1	0	2	0	2	5	5.0
at Kansas St.	11/08/2025	*	32:37	9-14	.643	0-2	.000	1-3	.333	2	1	3	3.0	2	2	2	0	3	19	12.0
Hanover	11/12/2025	*	17:29	4-9	.444	1-2	.500	3-4	.750	3	4	7	4.3	1	1	0	0	2	12	12.0
Wofford	11/15/2025		15:08	1-4	.250	0-2	.000	0-2	.000	1	3	4	4.3	0	0	1	0	0	2	9.5
<b>Totals</b>		<b>2</b>	<b>84:14</b>	<b>15-33</b>	<b>.455</b>	<b>1-8</b>	<b>.125</b>	<b>7-12</b>	<b>.583</b>	<b>7</b>	<b>10</b>	<b>17</b>	<b>4.3</b>	<b>4</b>	<b>3</b>	<b>5</b>	<b>0</b>	<b>7</b>	<b>38</b>	<b>9.5</b>

## CAREER HIGHS

Statistic	Value	
Points	32	vs Francis Marion 02/26/25
Rebounds	15	at Shorter 03/18/25
Assists	4	at Belmont Abbey 12/07/24, vs Lees-McRae 02/19/25
Steals	5	vs Lees-McRae 02/19/25
Blocks	2	at Florida Tech 11/30/24, vs King (TN) 12/14/24
FG Made	10	at Belmont Abbey 12/07/24
FG Attempts	19	at Emmanuel (GA) 02/15/25
3FG Made	3	at Belmont Abbey 12/07/24, at Warren Wilson 01/16/25, vs Erskine 02/08/25
3FG Attempts	5	vs Young Harris 01/25/25
FT Made	17	at UNC Pembroke 02/22/25
FT Attempts	19	at UNC Pembroke 02/22/25

## Player Averages

Games Played	Minutes/game	Points/game	FG Pct	3FG Pct	FT Pct	Rebounds/game	Assists/game	Turnovers/game	Assist/Turnover ratio	Steals/game	Blocks/game
4	21.1	9.5	45.5	12.5	58.3	4.3	0.8	1.3	0.6	1.8	0.0

## CAREER STATS

				Field Goals		3-Point		F-Throws		Rebounds									Scoring	
SEASON	TEAM	GP-GS	MIN/AVG	FG-FGA	FG%	3FG-3FGA	3FG%	FT-FTA	FT%	OFF	DEF	TOT	AVG	PF-FO	A	TO	BLK	STL	PTS	AVG
2024-25	NG	30-29	1000/33.3	158-370	.427	31-86	.360	153-214	.715	62	140	202	6.7	63-0	39	54	14	39	500	16.7
2025-26	BU	4-2	84/21.1	15-33	.455	1-8	.125	7-12	.583	7	10	17	4.3	4-0	3	5	0	7	38	9.5
TOTAL FOR BU		4-2	84/21.1	15-33	.455	1-8	.125	7-12	.583	7	10	17	4.3	4-0	3	5	0	7	38	9.5
TOTAL		34-31	1085/31.9	173-403	.429	32-94	.340	160-226	.708	69	150	219	6.4	67-0	42	59	14	46	538	15.8

## OVERALL STATS

### Game Records

Record	Overall	Home	Away	Neutral
ALL GAMES	1-3	1-1	0-2	0-0
CONFERENCE	0-0	0-0	0-0	0-0
NON-CONFERENCE	1-3	1-1	0-2	0-0

### Score by Periods

Team	1st	2nd	OT	TOT
Bellarmine	138	172	0	310
Opponents	171	180	0	351

### Team Box Score

No. Player					Total		3-Point		F-Throw		Rebounds											
		GP-GS	MIN	AVG	FG-FGA	FG%	3FG-3FGA	3FG%	FT-FTA	FT%	OFF	DEF	TOT	AVG	PF	DQ	A	TO	BLK	STL	PTS	AVG
32	KARASINSKI, Jack	3-3	81:45	27.2	22-40	.550	5-16	.313	15-22	.682	6	11	17	5.7	2	0	1	2	0	3	64	21.3
11	WADDELL, Brian	4-4	114:23	28.6	22-36	.611	4-6	.667	10-12	.833	5	12	17	4.3	7	0	5	7	0	2	58	14.5
8	GOODIN, Kenyon	3-3	68:34	22.9	12-21	.571	6-12	.500	2-2	1.000	1	7	8	2.7	5	0	10	2	0	3	32	10.7
24	WILSON JR., Michael	4-2	84:14	21.1	15-33	.455	1-8	.125	7-12	.583	7	10	17	4.3	4	0	3	5	0	7	38	9.5
2	DOYLE, Tyler	4-4	85:42	21.4	13-22	.591	1-5	.200	2-2	1.000	2	7	9	2.3	13	1	6	8	3	2	29	7.3
44	WASSLER, Jacob	2-0	30:42	15.4	3-12	.250	0-5	.000	6-6	1.000	3	9	12	6.0	3	0	4	3	2	1	12	6.0
7	HUNTER, Donovan	4-0	53:36	13.4	9-25	.360	4-17	.235	0-0	.000	1	5	6	1.5	4	0	2	3	1	5	22	5.5
4	NEAL, Grant	2-0	15:12	7.6	3-6	.500	1-2	.500	3-4	.750	0	3	3	1.5	1	0	0	1	0	1	10	5.0
5	WATKINS, Myles	4-0	60:36	15.1	7-14	.500	0-3	.000	4-4	1.000	0	1	1	0.3	4	0	9	6	0	4	18	4.5
0	CLARK, Tommy	2-0	18:11	9.1	3-7	.429	2-5	.400	0-0	.000	0	0	0	0.0	1	0	1	0	0	0	8	4.0
23	DONALD, Sam	2-2	53:27	26.7	1-3	.333	1-2	.500	2-2	1.000	0	3	3	1.5	6	1	4	1	1	2	5	2.5
14	MURPHY JR, Dominique	3-0	12:12	4.1	3-5	.600	0-0	.000	0-0	.000	1	1	2	0.7	2	0	0	0	0	0	6	2.0
10	WHITAKER, Grant	4-0	48:47	12.2	2-8	.250	0-3	.000	2-3	.667	4	5	9	2.3	6	0	7	4	0	1	6	1.5
22	BOLDEN, Darrius	4-2	72:39	18.2	1-6	.167	0-1	.000	0-0	.000	0	5	5	1.3	8	0	4	2	0	4	2	0.5
Team											4	6	10					6				
Total		4	800		116-238	.487	25-85	.294	53-69	.768	34	85	119	29.8	66	2	56	50	7	35	310	77.5
Opponents		4	800		119-235	.506	48-114	.421	65-80	.813	36	96	132	33.0	62	0	75	50	17	29	351	87.8

### Team Statistics

	BU	OPP
<b>Scoring</b>	<b>310</b>	<b>351</b>
Points per game	77.5	87.8
Scoring margin	-10.3	-
<b>Field goals-att</b>	<b>116-238</b>	<b>119-235</b>
Field goal pct	.487	.506
<b>3 point fg-att</b>	<b>25-85</b>	<b>48-114</b>
3-point FG pct	.294	.421
3-pt FG made per game	6.3	12.0
<b>Free throws-att</b>	<b>53-69</b>	<b>65-80</b>
Free throw pct	.768	.813
F-Throws made per game	13.3	16.3
<b>Rebounds</b>	<b>119</b>	<b>132</b>
Rebounds per game	29.8	33.0
Rebounding margin	-3.3	-
<b>Assists</b>	<b>56</b>	<b>75</b>
Assists per game	14.0	18.8
<b>Turnovers</b>	<b>50</b>	<b>50</b>
Turnovers per game	12.5	12.5
Turnover margin	0.0	-
Assist/turnover ratio	1.1	1.5
<b>Steals</b>	<b>35</b>	<b>29</b>
Steals per game	8.8	7.3
<b>Blocks</b>	<b>7</b>	<b>17</b>
Blocks per game	1.8	4.3
<b>Winning streak</b>	<b>0</b>	<b>-</b>
Home win streak	0	-
<b>Attendance</b>	<b>1553</b>	<b>14227</b>
Home games-Avg/Game	2-777	2-7114
Neutral site-Avg/Game	-	0-0

### Team Results

Date	Opponent		Score	Att.
11/03/2025	at Georgia	L	59-104	6187
11/08/2025	at Kansas St.	L	71-98	8040
11/12/2025	Hanover	W	94-55	724
11/15/2025	Wofford	L	86-94	829

## NOTRE DAME OVERALL STATS

## Game Records

Record	Overall	Home	Away	Neutral
ALL GAMES	3-1	3-0	0-1	0-0
CONFERENCE	0-0	0-0	0-0	0-0
NON-CONFERENCE	3-1	3-0	0-1	0-0

## Score by Periods

Team	1st	2nd	OT	TOT
Notre Dame	149	183	0	332
Opponents	115	144	0	259

## Team Box Score

No.	Player				Total		3-Point		F-Throw		Rebounds													
		GP-GS	MIN	AVG	FG-FGA	FG%	3FG-3FGA	3FG%	FT-FTA	FT%	OFF	DEF	TOT	AVG	PF	DQ	A	TO	BLK	STL	PTS	AVG		
3	BURTON, Markus	4-4	113:03	28.3	22-54	.407	4-13	.308	24-27	.889	1	5	6	1.5	13	0	7	10	1	7	72	18.0		
11	SHREWSBERRY, Braeden	4-4	109:01	27.3	16-28	.571	13-21	.619	5-6	.833	0	9	9	2.3	2	0	8	3	0	3	50	12.5		
10	HARALSON, Jalen	3-1	64:18	21.4	13-23	.565	0-1	.000	8-10	.800	1	9	10	3.3	7	0	6	9	1	3	34	11.3		
5	CERTA, Cole	4-0	62:01	15.5	8-21	.381	8-19	.421	4-4	1.000	2	2	4	1.0	3	0	3	2	0	0	28	7.0		
13	MOHAMMED, Sir	4-3	90:28	22.6	11-26	.423	1-8	.125	4-12	.333	4	10	14	3.5	8	0	11	7	0	1	27	6.8		
33	TOWT, Carson	4-4	103:10	25.8	12-22	.545	0-0	.000	2-7	.286	20	32	52	13.0	10	0	13	6	1	4	26	6.5		
7	FROST, Ryder	4-0	31:58	8.0	8-14	.571	6-12	.500	3-4	.750	1	4	5	1.3	2	0	1	1	0	1	25	6.3		
12	SUNDRA, Garrett	4-4	75:19	18.8	10-15	.667	4-8	.500	0-0	.000	4	10	14	3.5	10	0	1	1	0	2	24	6.0		
14	NJIE, Kebba	4-0	46:27	11.6	6-10	.600	0-1	.000	7-9	.778	6	11	17	4.3	9	0	0	3	1	0	19	4.8		
2	IMES, Logan	4-0	67:09	16.8	5-14	.357	2-9	.222	2-6	.333	2	7	9	2.3	5	0	3	3	0	4	14	3.5		
6	KOEHLER, Brady	4-0	30:50	7.7	4-7	.571	2-5	.400	1-2	.500	1	7	8	2.0	5	0	1	1	1	0	11	2.8		
0	STEVENS, Brady	1-0	03:08	3.1	1-1	1.000	0-0	.000	0-0	.000	0	0	0	0.0	0	0	0	0	0	0	2	2.0		
34	MACLELLAN, Matthew	1-0	03:08	3.1	0-0	.000	0-0	.000	0-0	.000	0	0	0	0.0	1	0	1	0	0	0	0	0.0		
Team											10	7	17					3						
Total		4	800		116-235	.494	40-97	.412	60-87	.690	52	113	165	41.3	75	0	55	49	5	25	332	83.0		
Opponents		4	800		89-226	.394	28-92	.304	53-76	.697	35	81	116	29.0	76	2	47	49	11	23	259	64.8		

## Team Statistics

	ND	OPP
<b>Scoring</b>	<b>332</b>	<b>259</b>
Points per game	83.0	64.8
Scoring margin	+18.3	-
<b>Field goals-att</b>	<b>116-235</b>	<b>89-226</b>
Field goal pct	.494	.394
<b>3 point fg-att</b>	<b>40-97</b>	<b>28-92</b>
3-point FG pct	.412	.304
3-pt FG made per game	10.0	7.0
<b>Free throws-att</b>	<b>60-87</b>	<b>53-76</b>
Free throw pct	.690	.697
F-Throws made per game	15.0	13.3
<b>Rebounds</b>	<b>165</b>	<b>116</b>
Rebounds per game	41.3	29.0
Rebounding margin	+12.3	-
<b>Assists</b>	<b>55</b>	<b>47</b>
Assists per game	13.8	11.8
<b>Turnovers</b>	<b>49</b>	<b>49</b>
Turnovers per game	12.3	12.3
Turnover margin	0.0	-
Assist/turnover ratio	1.1	1.0
<b>Steals</b>	<b>25</b>	<b>23</b>
Steals per game	6.3	5.8
<b>Blocks</b>	<b>5</b>	<b>11</b>
Blocks per game	1.3	2.8
<b>Winning streak</b>	<b>0</b>	<b>-</b>
Home win streak	3	-
<b>Attendance</b>	<b>15137</b>	<b>12357</b>
Home games-Avg/Game	3-5046	1-12357
Neutral site-Avg/Game	-	0-0

## Team Results

Date	Opponent		Score	Att.
11/03/2025	LIU	W	89-67	3911
11/07/2025	Detroit Mercy	W	102-70	7608
11/11/2025	Eastern Ill.	W	78-58	3618
11/16/2025	at Ohio St.	L	63-64	12357



### GAME-BY-GAME

				Total		3-Pointers		Free throws		Rebounds											
Opponent	Date	Score		FG-FGA	PCT	3FG-3FGA	PCT	FT-FTA	PCT	OFF	DEF	TOT	AVG	PF	A	TO	BLK	STL	PTS	AVG	
at Georgia	11/03/2025	59-104	L	23-57	.404	8-28	.286	5-6	.833	6	23	29	29.0	15	16	22	3	6	59	59.0	
at Kansas St.	11/08/2025	71-98	L	28-61	.459	4-20	.200	11-17	.647	11	11	22	25.5	20	11	13	1	12	71	65.0	
Hanover	11/12/2025	94-55	W	35-61	.574	8-18	.444	16-20	.800	8	32	40	30.3	11	18	7	2	9	94	74.7	
Wofford	11/15/2025	86-94	L	30-59	.508	5-19	.263	21-26	.808	9	19	28	29.8	20	11	8	1	8	86	77.5	
Total		310		116-238	.487	25-85	.294	53-69	.768	34	85	119	29.8	66	56	50	7	35	310	77.5	
Opponents		351		119-235	.506	48-114	.421	65-80	.813	36	96	132	33.0	62	75	50	17	29	351	87.8	

### Bellarmine Averages

Games Played	Points/game	FG Pct	3FG Pct	FT Pct	Rebounds/game	Assists/game	Turnovers/game	Assist/Turnover ratio	Steals/game	Blocks/game
4	77.5	48.7	29.4	76.8	29.8	14.0	12.5	1.1	8.8	1.8

### OPPONENT GAME-BY-GAME

				Total		3-Pointers		Free throws		Rebounds											
Opponent	Date	Score		FG-FGA	PCT	3FG-3FGA	PCT	FT-FTA	PCT	OFF	DEF	TOT	AVG	PF	A	TO	BLK	STL	PTS	AVG	
at Georgia	11/03/2025	59-104	L	38-70	.543	9-29	.310	19-21	.905	9	29	38	38.0	11	13	6	6	16	104	104.0	
at Kansas St.	11/08/2025	71-98	L	33-53	.623	14-23	.609	18-23	.783	11	25	36	37.0	19	24	18	3	5	98	101.0	
Hanover	11/12/2025	94-55	W	20-61	.328	9-34	.265	6-7	.857	10	19	29	34.3	14	13	14	2	4	55	85.7	
Wofford	11/15/2025	86-94	L	28-51	.549	16-28	.571	22-29	.759	6	23	29	33.0	18	25	12	6	4	94	87.8	
Total		351		119-235	.506	48-114	.421	65-80	.813	36	96	132	33.0	62	75	50	17	29	351	87.8	
Bellarmine		310		116-238	.487	25-85	.294	53-69	.768	34	85	119	29.8	66	56	50	7	35	310	77.5	

### Opponents Averages

Games Played	Points/game	FG Pct	3FG Pct	FT Pct	Rebounds/game	Assists/game	Turnovers/game	Assist/Turnover ratio	Steals/game	Blocks/game
4	87.8	50.6	42.1	81.3	33.0	18.8	12.5	1.5	7.3	4.3

## SEASON SCHEDULE/RESULTS &amp; LEADERS

## Game Records

Record	Overall	Home	Away	Neutral
ALL GAMES	1-3	1-1	0-2	0-0
CONFERENCE	0-0	0-0	0-0	0-0
NON-CONFERENCE	1-3	1-1	0-2	0-0

## Team Results

Date	Opponent		Score	Att.	High Points	High Rebounds
11/03/2025	at Georgia	L	59-104	6187	(23) KARASINSKI, Jack	(8) KARASINSKI, Jack
11/08/2025	at Kansas St.	L	71-98	8040	(19) WILSON JR., Michael	(5) KARASINSKI, Jack
11/12/2025	Hanover	W	94-55	724	(19) GOODIN, Kenyon	(10) WASSLER, Jacob
11/15/2025	Wofford	L	86-94	829	(23) WADDELL, Brian	(6) WADDELL, Brian
					(23) KARASINSKI, Jack	

## Attendance Summary

	Games	Attend	Avg/Game
Home	2	1553	777
Away	2	14227	7114
Neutral	0	0	0
<b>Total</b>	<b>4</b>	<b>15780</b>	<b>3945</b>

## TEAM GAME HIGHS

POINTS	94	Hanover (11/12/2025)
	86	Wofford (11/15/2025)
	71	at Kansas St. (11/08/2025)
	59	at Georgia (11/03/2025)
FIELD GOALS MADE	35	Hanover (11/12/2025)
	30	Wofford (11/15/2025)
FIELD GOAL ATTEMPTS	61	Hanover (11/12/2025)
	61	at Kansas St. (11/08/2025)
FIELD GOAL PERCENTAGE	.574 (35-61)	Hanover (11/12/2025)
	.508 (30-59)	Wofford (11/15/2025)
3 PT FG MADE	8	Hanover (11/12/2025)
	8	at Georgia (11/03/2025)
3 PT FG ATTEMPTS	28	at Georgia (11/03/2025)
	20	at Kansas St. (11/08/2025)
3 PT FG PERCENTAGE	.444 (8-18)	Hanover (11/12/2025)
	.286 (8-28)	at Georgia (11/03/2025)
FREE THROWS MADE	21	Wofford (11/15/2025)
	16	Hanover (11/12/2025)
FREE THROW ATTEMPTS	26	Wofford (11/15/2025)
	20	Hanover (11/12/2025)
FREE THROW PERCENTAGE	.833 (5-6)	at Georgia (11/03/2025)
	.808 (21-26)	Wofford (11/15/2025)
REBOUNDS	40	Hanover (11/12/2025)
	29	at Georgia (11/03/2025)
ASSISTS	18	Hanover (11/12/2025)
	16	at Georgia (11/03/2025)
STEALS	12	at Kansas St. (11/08/2025)
	9	Hanover (11/12/2025)
BLOCKED SHOTS	3	at Georgia (11/03/2025)
	2	Hanover (11/12/2025)
TURNOVERS	22	at Georgia (11/03/2025)
	13	at Kansas St. (11/08/2025)
FOULS	20	Wofford (11/15/2025)
	20	at Kansas St. (11/08/2025)

## OPPONENT TEAM GAME HIGHS

POINTS	104	at Georgia (11/03/2025)
	98	at Kansas St. (11/08/2025)
	94	Wofford (11/15/2025)
	55	Hanover (11/12/2025)
FIELD GOALS MADE	38	at Georgia (11/03/2025)
	33	at Kansas St. (11/08/2025)
FIELD GOAL ATTEMPTS	70	at Georgia (11/03/2025)
	61	Hanover (11/12/2025)
FIELD GOAL PERCENTAGE	.623 (33-53)	at Kansas St. (11/08/2025)
	.549 (28-51)	Wofford (11/15/2025)
3 PT FG MADE	16	Wofford (11/15/2025)
	14	at Kansas St. (11/08/2025)
3 PT FG ATTEMPTS	34	Hanover (11/12/2025)
	29	at Georgia (11/03/2025)
3 PT FG PERCENTAGE	.609 (14-23)	at Kansas St. (11/08/2025)
	.571 (16-28)	Wofford (11/15/2025)
FREE THROWS MADE	22	Wofford (11/15/2025)
	19	at Georgia (11/03/2025)
FREE THROW ATTEMPTS	29	Wofford (11/15/2025)
	23	at Kansas St. (11/08/2025)
FREE THROW PERCENTAGE	.905 (19-21)	at Georgia (11/03/2025)
	.857 (6-7)	Hanover (11/12/2025)
REBOUNDS	38	at Georgia (11/03/2025)
	36	at Kansas St. (11/08/2025)
ASSISTS	25	Wofford (11/15/2025)
	24	at Kansas St. (11/08/2025)
STEALS	16	at Georgia (11/03/2025)
	5	at Kansas St. (11/08/2025)
BLOCKED SHOTS	6	Wofford (11/15/2025)
	6	at Georgia (11/03/2025)
TURNOVERS	18	at Kansas St. (11/08/2025)
	14	Hanover (11/12/2025)
FOULS	19	at Kansas St. (11/08/2025)
	18	Wofford (11/15/2025)

## TEAM GAME LOWS

POINTS	59	at Georgia (11/03/2025)
	71	at Kansas St. (11/08/2025)
	86	Wofford (11/15/2025)
	94	Hanover (11/12/2025)
FIELD GOALS MADE	23	at Georgia (11/03/2025)
	28	at Kansas St. (11/08/2025)
FIELD GOAL ATTEMPTS	57	at Georgia (11/03/2025)
	59	Wofford (11/15/2025)
FIELD GOAL PERCENTAGE	.404 (23-57)	at Georgia (11/03/2025)
	.459 (28-61)	at Kansas St. (11/08/2025)
3 PT FG MADE	4	at Kansas St. (11/08/2025)
	5	Wofford (11/15/2025)
3 PT FG ATTEMPTS	18	Hanover (11/12/2025)
	19	Wofford (11/15/2025)
3 PT FG PERCENTAGE	.200 (4-20)	at Kansas St. (11/08/2025)
	.263 (5-19)	Wofford (11/15/2025)
FREE THROWS MADE	5	at Georgia (11/03/2025)
	11	at Kansas St. (11/08/2025)
FREE THROW ATTEMPTS	6	at Georgia (11/03/2025)
	17	at Kansas St. (11/08/2025)
FREE THROW PERCENTAGE	.647 (11-17)	at Kansas St. (11/08/2025)
	.800 (16-20)	Hanover (11/12/2025)
REBOUNDS	22	at Kansas St. (11/08/2025)
	28	Wofford (11/15/2025)
ASSISTS	11	Wofford (11/15/2025)
	11	at Kansas St. (11/08/2025)
STEALS	6	at Georgia (11/03/2025)
	8	Wofford (11/15/2025)
BLOCKED SHOTS	1	Wofford (11/15/2025)
	1	at Kansas St. (11/08/2025)
TURNOVERS	7	Hanover (11/12/2025)
	8	Wofford (11/15/2025)
FOULS	11	Hanover (11/12/2025)
	15	at Georgia (11/03/2025)

## OPPONENT TEAM GAME LOWS

POINTS	55	Hanover (11/12/2025)
	94	Wofford (11/15/2025)
	98	at Kansas St. (11/08/2025)
	104	at Georgia (11/03/2025)
FIELD GOALS MADE	20	Hanover (11/12/2025)
	28	Wofford (11/15/2025)
FIELD GOAL ATTEMPTS	51	Wofford (11/15/2025)
	53	at Kansas St. (11/08/2025)
FIELD GOAL PERCENTAGE	.328 (20-61)	Hanover (11/12/2025)
	.543 (38-70)	at Georgia (11/03/2025)
3 PT FG MADE	9	Hanover (11/12/2025)
	9	at Georgia (11/03/2025)
3 PT FG ATTEMPTS	23	at Kansas St. (11/08/2025)
	28	Wofford (11/15/2025)
3 PT FG PERCENTAGE	.265 (9-34)	Hanover (11/12/2025)
	.310 (9-29)	at Georgia (11/03/2025)
FREE THROWS MADE	6	Hanover (11/12/2025)
	18	at Kansas St. (11/08/2025)
FREE THROW ATTEMPTS	7	Hanover (11/12/2025)
	21	at Georgia (11/03/2025)
FREE THROW PERCENTAGE	.759 (22-29)	Wofford (11/15/2025)
	.783 (18-23)	at Kansas St. (11/08/2025)
REBOUNDS	29	Wofford (11/15/2025)
	29	Hanover (11/12/2025)
ASSISTS	13	Hanover (11/12/2025)
	13	at Georgia (11/03/2025)
STEALS	4	Wofford (11/15/2025)
	4	Hanover (11/12/2025)
BLOCKED SHOTS	2	Hanover (11/12/2025)
	3	at Kansas St. (11/08/2025)
TURNOVERS	6	at Georgia (11/03/2025)
	12	Wofford (11/15/2025)
FOULS	11	at Georgia (11/03/2025)
	14	Hanover (11/12/2025)



## INDIVIDUAL GAME HIGHS

<b>POINTS</b>	23	Brian Waddell vs Wofford (11/15/2025)
	23	Jack Karasinski vs Wofford (11/15/2025)
	23	Jack Karasinski at Georgia (11/03/2025)
	19	Kenyon Goodin vs Hanover (11/12/2025)
	19	Michael Wilson Jr. at Kansas St. (11/08/2025)
<b>FIELD GOALS MADE</b>	10	Jack Karasinski at Georgia (11/03/2025)
	9	Brian Waddell vs Wofford (11/15/2025)
		Michael Wilson Jr. at Kansas St. (11/08/2025)
<b>FIELD GOAL ATTEMPTS</b>	17	Jack Karasinski at Georgia (11/03/2025)
	14	Jack Karasinski vs Wofford (11/15/2025)
	14	Michael Wilson Jr. at Kansas St. (11/08/2025)
<b>FIELD GOAL PERCENTAGE (min 5 made)</b>	1.000 (7-7)	Kenyon Goodin vs Hanover (11/12/2025)
	.857 (6-7)	Brian Waddell vs Hanover (11/12/2025)
<b>3 PT FG MADE</b>	4	Kenyon Goodin vs Hanover (11/12/2025)
	3	Jack Karasinski at Georgia (11/03/2025)
	3	Donovan Hunter at Georgia (11/03/2025)
<b>3 PT FG ATTEMPTS</b>	8	Donovan Hunter at Georgia (11/03/2025)
	7	Jack Karasinski at Georgia (11/03/2025)
<b>3 PT FG PERCENTAGE (min 2 made)</b>	1.000 (4-4)	Kenyon Goodin vs Hanover (11/12/2025)
	1.000 (2-2)	Brian Waddell at Kansas St. (11/08/2025)
<b>FREE THROWS MADE</b>	10	Jack Karasinski vs Wofford (11/15/2025)
	5	Brian Waddell vs Hanover (11/12/2025)
	5	Jack Karasinski at Kansas St. (11/08/2025)
<b>FREE THROW ATTEMPTS</b>	13	Jack Karasinski vs Wofford (11/15/2025)
	8	Jack Karasinski at Kansas St. (11/08/2025)
<b>FREE THROW PERCENTAGE (min 3 made)</b>	1.000 (4-4)	Brian Waddell vs Wofford (11/15/2025)
	1.000 (4-4)	Jacob Wassler at Kansas St. (11/08/2025)
	1.000 (3-3)	Michael Wilson Jr. at Georgia (11/03/2025)
<b>REBOUNDS</b>	10	Jacob Wassler vs Hanover (11/12/2025)
	8	Jack Karasinski at Georgia (11/03/2025)
<b>ASSISTS</b>	5	Myles Watkins at Kansas St. (11/08/2025)
	4	Kenyon Goodin vs Wofford (11/15/2025)
	4	Grant Whitaker vs Hanover (11/12/2025)
	4	Tyler Doyle at Georgia (11/03/2025)
<b>STEALS</b>	3	Michael Wilson Jr. at Kansas St. (11/08/2025)
	2	Kenyon Goodin vs Wofford (11/15/2025)
	2	Sam Donald vs Wofford (11/15/2025)
	2	Donovan Hunter vs Hanover (11/12/2025)
	2	Michael Wilson Jr. vs Hanover (11/12/2025)
	2	Darrius Bolden vs Hanover (11/12/2025)
	2	Jack Karasinski at Kansas St. (11/08/2025)
	2	Donovan Hunter at Kansas St. (11/08/2025)
	2	Myles Watkins at Kansas St. (11/08/2025)
	2	Michael Wilson Jr. at Georgia (11/03/2025)
<b>BLOCKED SHOTS</b>	2	Tyler Doyle at Georgia (11/03/2025)
	1	Donovan Hunter vs Wofford (11/15/2025)
	1	Tyler Doyle vs Hanover (11/12/2025)
	1	Jacob Wassler vs Hanover (11/12/2025)
	1	Jacob Wassler at Kansas St. (11/08/2025)
	1	Sam Donald at Georgia (11/03/2025)
<b>TURNOVERS</b>	5	Tyler Doyle at Georgia (11/03/2025)
	4	Myles Watkins at Georgia (11/03/2025)
<b>FOULS</b>	5	Sam Donald vs Wofford (11/15/2025)
	5	Tyler Doyle at Kansas St. (11/08/2025)

## OPPONENT INDIVIDUAL GAME HIGHS

<b>POINTS</b>	28	Nils Machowski vs Wofford (11/15/2025)
	24	Kahmare Holmes vs Wofford (11/15/2025)
	23	PJ Haggerty at Kansas St. (11/08/2025)
	19	David Castillo at Kansas St. (11/08/2025)
	16	Luke Flynn vs Wofford (11/15/2025)
	16	Khamari McGriff at Kansas St. (11/08/2025)
<b>FIELD GOALS MADE</b>	8	Kahmare Holmes vs Wofford (11/15/2025)
	8	Khamari McGriff at Kansas St. (11/08/2025)
<b>FIELD GOAL ATTEMPTS</b>	12	Kahmare Holmes vs Wofford (11/15/2025)
	12	CJ Walls vs Hanover (11/12/2025)
	12	Jeremiah Wilkinson at Georgia (11/03/2025)
<b>FIELD GOAL PERCENTAGE (min 5 made)</b>	1.000 (8-8)	Khamari McGriff at Kansas St. (11/08/2025)
	1.000 (7-7)	David Castillo at Kansas St. (11/08/2025)
<b>3 PT FG MADE</b>	5	Kahmare Holmes vs Wofford (11/15/2025)
	5	Abdi Bashir Jr. at Kansas St. (11/08/2025)
	5	David Castillo at Kansas St. (11/08/2025)
<b>3 PT FG ATTEMPTS</b>	9	Abdi Bashir Jr. at Kansas St. (11/08/2025)
	8	Nils Machowski vs Wofford (11/15/2025)
	8	CJ Walls vs Hanover (11/12/2025)
<b>3 PT FG PERCENTAGE (min 2 made)</b>	1.000 (5-5)	David Castillo at Kansas St. (11/08/2025)
	.833 (5-6)	Kahmare Holmes vs Wofford (11/15/2025)
<b>FREE THROWS MADE</b>	14	Nils Machowski vs Wofford (11/15/2025)
	11	PJ Haggerty at Kansas St. (11/08/2025)
<b>FREE THROW ATTEMPTS</b>	16	Nils Machowski vs Wofford (11/15/2025)
	12	PJ Haggerty at Kansas St. (11/08/2025)
<b>FREE THROW PERCENTAGE (min 3 made)</b>	1.000 (3-3)	Dylan James at Georgia (11/03/2025)
	1.000 (3-3)	Kanon Catchings at Georgia (11/03/2025)
	1.000 (3-3)	Jake Wilkins at Georgia (11/03/2025)
<b>REBOUNDS</b>	10	Malachi McNair vs Hanover (11/12/2025)
	7	Nate Johnson at Kansas St. (11/08/2025)
<b>ASSISTS</b>	11	PJ Haggerty at Kansas St. (11/08/2025)
	9	Cayden Vasko vs Wofford (11/15/2025)
<b>STEALS</b>	3	Blue Cain at Georgia (11/03/2025)
	3	Dylan James at Georgia (11/03/2025)
	3	Jeremiah Wilkinson at Georgia (11/03/2025)
<b>BLOCKED SHOTS</b>	2	Nils Machowski vs Wofford (11/15/2025)
	2	Brian Sumpter vs Wofford (11/15/2025)
	2	Justin Abson at Georgia (11/03/2025)
	2	Somto Cyril at Georgia (11/03/2025)
<b>TURNOVERS</b>	5	Kahmare Holmes vs Wofford (11/15/2025)
	3	Cam Freeman vs Hanover (11/12/2025)
	3	PJ Haggerty at Kansas St. (11/08/2025)
	3	Dylan James at Georgia (11/03/2025)
<b>FOULS</b>	4	Cayden Vasko vs Wofford (11/15/2025)
	4	Elias Rapieque at Kansas St. (11/08/2025)

## BOX SCORES

1

11/3/25

BELLARMINE  
GEORGIA

59

104

STEGEMAN COLISEUM  
ATHENS, GA

2

11/8/25

BELLARMINE  
KANSAS STATE

71

98

BRAMLAGE COLISEUM  
MANHATTAN, KS

Bellarmine - 59

Record: 0-1

No.	Name		Min	FG		3P		FT		Rebounds		Fouls		TP	AS	TO	ST	Blocks		+/-	
				M-A	M-A	M-A	M-A	OR	DR	TOT	PF	FD	BS					BA			
11	Brian Waddell	F	23:37	3-7	1-3	0-0	0	2	2	2	0	7	1	1	0	0	0	0	0	-17	
23	Sam Donald	F	24:35	1-2	1-1	0-0	0	1	1	1	0	3	3	1	0	1	1	1	1	-26	
32	Jack Karasinski	F	23:37	10-17	3-7	0-1	2	6	8	0	2	23	1	1	1	0	1	1	0	-26	
2	Tyler Doyle	G	27:14	1-5	0-2	0-0	0	2	2	2	0	2	4	5	1	2	1	2	1	-18	
8	Kenyon Goodin	G	15:46	2-5	0-2	0-0	1	1	2	1	1	4	3	2	0	0	0	0	0	-23	
22	Darius Bolden		17:57	0-2	0-1	0-0	0	3	3	4	1	0	0	2	1	0	0	0	0	-21	
24	Michael Wilson Jr.		19:00	1-6	0-2	3-3	1	2	3	1	1	5	0	0	2	2	0	2	0	-30	
7	Donovan Hunter		17:09	3-8	3-8	0-0	0	1	1	1	0	9	1	1	0	0	0	0	0	-24	
10	Grant Whitaker		14:09	0-0	0-0	0-0	1	2	3	2	2	0	3	1	0	0	0	0	0	-10	
5	Myles Watkins		08:47	1-2	0-1	0-0	0	1	1	0	3	2	0	4	0	0	0	0	0	-15	
4	Grant Neal		05:35	0-1	0-1	2-2	0	0	0	1	1	2	0	1	1	0	0	0	0	-11	
14	Dominique Murphy Jr		02:34	1-2	0-0	0-0	0	0	0	0	0	2	0	0	0	0	0	1	1	-4	
Team										1 2 3 0		0		0			1				
Totals				23-57		8-28		5-6		6 23 29		15 11		59		16 22		6 3 6		-45	

Major Fouls: NONE

Georgia - 104

Record: 1-0

No.	Name	Min	FG M-A	3P M-A	FT M-A	Rebounds OR DR TOT	Fouls PF FD	TP	AS	TO	ST	Blocks BS BA	+/-	
6	Kanon Catchings	F 19:50	2-4	2-4	3-3	1 2 3	1 2	9	2	0	1	0	0	26
2	Somto Cyril	C 17:08	4-5	0-0	0-0	1 5 6	0 0	8	0	0	0	2	0	8
0	Blue Cain	G 21:58	7-11	1-5	0-0	1 3 4	2 1	15	0	1	3	0	0	18
3	Jordan Ross	G 18:59	2-3	1-1	2-2	1 1 2	2 2	7	2	0	0	0	1	15
5	Jeremiah Wilkinson	G 21:24	5-12	1-5	4-5	0 2 2	2 3	15	1	0	3	1	1	11
4	Marcus Millender	F 23:34	4-11	0-4	0-0	2 3 5	0 0	8	3	2	0	0	0	34
11	Dylan James	F 19:09	3-3	0-0	3-3	0 6 6	1 1	9	3	3	3	0	0	21
25	Justin Abson	F 10:03	0-1	0-0	0-0	1 2 3	0 1	0	0	0	0	2	1	13
7	Justin Bailey	F 17:21	2-4	2-4	2-3	0 1 1	3 1	8	0	0	1	0	0	25
21	Jake Wilkins	F 14:54	4-9	1-4	3-3	1 1 2	0 2	12	2	0	2	1	0	26
1	Kareem Stagg	F 13:24	3-5	0-1	2-2	0 3 3	0 2	8	0	0	1	0	0	22
24	Jaden Newell	F 01:08	0-0	0-0	0-0	0 0 0	0 0	0	0	0	0	0	0	3
30	Brandon Klatzky	F 01:08	2-2	1-1	0-0	0 0 0	0 0	5	0	0	2	0	0	3
Team														
Totals			38-70	9-29	19-21	9 29 38	11 15	104	13	6	16	6	3	45

Major Fouls: NONE

		BEL	UGA
Biggest lead		4 (1 <sup>st</sup> 17:18)	45 (2 <sup>nd</sup> 0:12)
Best Scoring Run		7 (2 <sup>nd</sup> 18:02)	18 (2 <sup>nd</sup> 10:34)
Lead Changes		3	
Times Tied		0	
Time with Lead		02:29	37:02

		BEL	UGA
Points from Turnovers		9	31
Paint		30	58
Second Chance		4	10
Fast Breaks		4	31
Bench		20	50

		1st	2nd	TOT
BEL		29	30	59
UGA		49	55	104

3

11/12/25

HANOVER  
BELLARMINE

55

94

KNIGHTS HALL  
LOUISVILLE, KY

Hanover - 55

Record: 0-0

No.	Name		Min	FG		3P	FT	Reb		Fouls		TP	AS	TO	ST	Blocks		+/-	
				M-A	M-A	M-A	M-A	OR	DR	PF	FD					BS	BA		
32	Malachi McNair	F	27:00	6-11	0-0	0-0	5	5	10	2	3	12	0	2	2	1	1	-19	
1	Cam Freeman	G	17:41	0-2	0-2	2-2	0	1	1	3	1	2	2	3	0	0	0	-7	
2	Jeremiah Alexander	G	15:22	1-6	0-3	0-0	0	0	0	1	0	2	1	1	1	0	0	-27	
11	Jack Miller	G	28:19	2-6	2-3	0-0	2	2	4	1	0	6	2	2	0	0	0	-28	
35	CJ Walls	G	29:35	3-12	1-8	2-3	0	3	3	3	4	9	2	2	0	0	1	-27	
10	Davis Olson	F	15:22	0-5	0-5	0-0	0	0	0	1	0	1	0	2	1	0	0	-23	
3	William Herald	F	18:29	4-8	3-6	0-0	0	1	1	0	1	11	1	0	1	0	0	1	
20	Lebron Gough	F	09:21	1-1	1-1	0-0	0	1	1	0	0	3	2	1	0	0	0	-6	
31	Sheldon Gatlin	F	08:49	1-2	1-1	0-0	0	0	0	1	0	3	0	0	0	1	0	-6	
5	Quentin Hesse	F	08:10	1-4	1-4	2-2	1	1	2	1	1	5	0	0	0	0	0	-6	
4	Cole Shumate	F	04:22	0-0	0-0	0-0	0	0	0	0	1	0	0	0	0	0	0	-5	
12	Terrance Yarbrough	F	04:47	0-1	0-1	0-0	0	0	0	0	0	0	1	1	0	0	0	-10	
15	Jace Jenkins	F	04:47	1-2	0-0	0-0	0	0	0	0	0	2	0	0	0	0	0	-10	
33	Logan Miracle	F	02:16	0-0	0-0	0-0	0	0	0	0	0	0	0	0	0	0	0	-5	
13	Nick Simpson	F	02:11	0-1	0-0	0-0	1	0	1	0	0	0	0	1	0	0	0	-4	
21	Shawn Boyd	F	01:27	0-0	0-0	0-0	0	1	1	0	1	0	0	0	0	0	0	-5	
40	Chris Terry	F	01:27	0-0	0-0	0-0	0	0	0	0	0	0	0	0	0	0	0	-5	
22	Brandon Snodgrass	F	00:35	0-0	0-0	0-0	0	0	0	0	0	0	0	0	0	0	0	-3	
Team								1		4		5		0					
Totals				20-61	9-34	6-7	10	19	29	14	11	55	13	14	4	2	2	-39	

Major Fouls: NONE

Bellarmine - 94

Record: 1-0

NO.	Name		Min	FG		3P		FT		Rebounds		Fouls		TP	AS	TO	ST	Blocks		+/-	
				M-A	M-A	M-A	M-A	OR	DR	TOT	PF	FD	BS					BA			
11	Brian Waddell	F	20:41	6-7	0-0	5-6	0	5	5	0	4	17	1	2	0	0	0	0	0	28	
24	Michael Wilson Jr.	F	17:29	4-9	1-2	3-4	3	4	7	1	2	12	1	0	0	2	0	0	0	30	
2	Tyler Doyle	G	16:05	3-3	0-0	2-2	0	1	1	1	1	8	0	0	0	1	0	0	0	35	
8	Kenyon Goodin	G	22:03	7-7	4-4	1-1	0	3	3	0	1	19	3	0	1	0	0	0	0	25	
22	Darius Bolden	G	19:32	1-1	0-0	0-0	0	0	0	0	0	2	1	0	2	0	0	0	0	26	
5	Myles Watkins		16:18	2-4	0-0	2-2	0	0	0	1	2	6	3	0	1	0	0	0	0	-1	
44	Jacob Wassler		20:27	0-5	0-2	2-2	2	8	10	1	1	2	3	2	0	1	2	9	0	2	
10	Grant Whitaker		19:54	2-5	0-2	0-1	2	3	5	2	2	4	4	1	1	0	0	0	0	26	
7	Donovan Hunter		15:15	3-7	1-4	0-0	0	3	3	2	0	7	1	1	0	2	0	0	0	8	
0	Tommy Clark		14:21	2-5	1-3	0-0	0	0	0	0	0	5	1	0	0	0	0	0	0	-1	
4	Grant Neal		09:37	3-5	1-1	1-2	0	3	3	0	1	8	0	0	0	0	0	0	0	1	
14	Dominique Murphy Jr		08:18	2-3	0-0	0-0	0	1	1	2	0	4	0	0	0	0	0	0	0	9	
Team				1 1 2 0 0 18 7																	
Totals				35-61	8-18	16-20	8	32	40	11	14	94	18	7	9	2	2	39			



Tommy Clark  
6'3" • 175 • G • FR  
Kings Mills, OH  
Kings



Ant McAfee  
6'6" • 170 • G/F • FR  
Peoria, IL  
Warren Central (KY)



Tyler Doyle  
6'5" • 185 • G • SO  
Lexington, KY  
Lexington Catholic



Grant Neal  
6'3" • 180 • G • R-FR  
Prospect, KY  
North Oldham



Myles Watkins  
6'3" • 185 • G • SR  
Frisco, TX  
Pasadena City College




Donovan Hunter  
6'8" • 200 • F • JR  
Columbus, OH  
Kent State



Kenyon Goodin  
6'3" • 190 • G • R-SO  
Shelbyville, KY  
Collins



Grant Whitaker  
6'4" • 185 • G • R-SO  
Murray, KY  
Murray



Brian Waddell  
6'7" • 195 • F • SR  
Carmel, IN  
Purdue



Dominique Murphy  
6'5" • 180 • F • FR  
East Chicago, IL  
East Chicago Central



Luke Anderson  
6'8" • 200 • F • R-SO  
Goshen, KY  
North Oldham



Darrius Bolden  
6'1" • 185 • G • 5<sup>th</sup> YR  
Milwaukee, WI  
UW-Stevens Point



Sam Donald  
6'8" • 195 • F • FR  
Columbia, IL  
Columbia



Michael Wilson  
6'6" • 195 • F • SO  
Charlotte, NC  
North Greenville



Jack Karasinski  
6'7" • 215 • F • SR  
Grand Rapids, MI  
William & Mary



Jacob Wassler  
6'11" • 230 • C • FR  
Cincinnati, OH  
St. Xavier (OH)