



# NOTRE DAME

## FOOTBALL

### #9/9/9 NOTRE DAME FIGHTING IRISH

#### 8-2



RECORD ..... 8-2  
RANKING (AP/COACHES/CFP) ..... 9/9/9  
LAST GAME ..... W, 37-15 at No. 23 Pittsburgh  
HEAD COACH ..... Marcus Freeman  
RECORD AT NOTRE DAME (4th Year) ..... 41-12  
CAREER RECORD (4th Year) ..... Same

#### GAME 11

SATURDAY, NOVEMBER 22, 2025  
Notre Dame Stadium  
3:30 PM ET | South Bend, Ind.

#### TELEVISION



**Play-by-Play:** Dan Hicks  
**Analyst:** Jason Garrett  
**Reporter:** Zora Stephenson

### SYRACUSE ORANGE

#### 3-7



RECORD ..... 3-7  
RANKING (AP/COACHES/CFP) ..... NR/NR/NR  
LAST GAME ..... L, 10-38 at Miami  
HEAD COACH ..... Fran Brown  
RECORD AT SYRACUSE (2nd Year) ..... 13-10  
CAREER RECORD (2nd Year) ..... Same

#### RADIO

**Notre Dame Radio Network:** Tony Simeone (Play-by-Play), Ryan Harris '07 (Analyst)  
**SiriusXM:** SiriusXM 129

#### GAME DAY AT A GLANCE

- Saturday afternoon will mark the 12th meeting between Notre Dame and Syracuse. The series stands with an 8-3-0 Notre Dame advantage all-time.
- The Irish are 3-1-0 all-time at home against the Orange.
- It is the first meeting between Marcus Freeman and Fran Brown as head coaches.
- The Irish are 1-0 against the Orange under Freeman after a 41-24 win over No. 16 Syracuse at JMA Wireless Dome, which is also the most-recent meeting between the two programs.
- The two coaches have been on opposing sidelines on two occasions - when Freeman was an assistant at Kent State while Brown was an assistant at Temple in 2011 and again when Freeman was an assistant at Cincinnati while Brown was an assistant at Temple during the 2019 season.
- The two teams last faced off in Notre Dame Stadium on December 5, 2020 when the Irish took a 45-21 win.
- Notre Dame is 223-84-3 all-time against current ACC members with a 118-32-0 record in home games.
- The Irish are 15-2 against ACC opponents under head coach Marcus Freeman (excludes 2022 contests against Cal and Stanford and 2023 game against Stanford as both teams were active members in the Pac-12).
- Notre Dame is 9-0 against ACC members at Notre Dame Stadium under Freeman.
- Prior to the game, 33 members of the football team will take part in this year's Senior Day recognition.

#### NOTRE DAME STADIUM

- Notre Dame Stadium has been the home of Irish football since 1930.
- The Irish are in their 97th season at Notre Dame Stadium in 2025.
- Notre Dame holds a 533-133-13 record at home all time.
- Seating capacity is listed as 77,622 while the playing surface is artificial field turf.
- The first six home games of the 2025 season were sold out, which were the 19th, 20th, 21st, 22nd, 23rd and 24th sell-outs of the Marcus Freeman era.
- The last 19 games in-a-row dating back to the start of the 2023 season have been sold out at Notre Dame Stadium.

#### 2025 NOTRE DAME SCHEDULE



**at No. 10/10 MIAMI** L, 24-27  
Sunday, Aug. 31, 2025  
Hard Rock Stadium | Miami, Fla.



**No. 16/17 TEXAS A&M** L, 40-41  
Saturday, Sept. 13, 2025  
Notre Dame Stadium



**PURDUE** W, 56-30  
Saturday, Sept. 20, 2025  
Notre Dame Stadium



**at ARKANSAS** W, 56-13  
Saturday, Sept. 27, 2025  
Razorback Stadium | Fayetteville, Ark.



**BOISE STATE** W, 28-7  
Saturday, Oct. 4, 2025  
Notre Dame Stadium



**NC STATE** W, 36-7  
Saturday, Oct. 11, 2025  
Notre Dame Stadium



**No. 20/21 SOUTHERN CALIFORNIA** W, 34-24  
Saturday, Oct. 18, 2025  
Notre Dame Stadium



**at BOSTON COLLEGE** W, 25-10  
Saturday, Nov. 1, 2025  
Alumni Stadium | Chestnut Hill, Mass.



**NAVY (NR/RV)** W, 49-10  
Saturday, Nov. 8, 2025  
Notre Dame Stadium



**at No. 23/23 PITTSBURGH** W, 37-15  
Saturday, Nov. 15, 2025  
Acrisure Stadium | Pittsburgh, Pa.



**SYRACUSE** 3:30 PM  
Saturday, Nov. 22, 2025  
Notre Dame Stadium  
NBC



**at STANFORD** TBA  
Saturday, Nov. 29, 2025  
Stanford Stadium | Stanford, Calif.

ALL TIMES LISTED IN EASTERN TIME

rankings for previous games listed for ranking at time of game

#### WHAT'S INSIDE

Media Information/Availability Update .....	2
By the Numbers .....	3
Assistant Coach Gameday Locations .....	3
University Information .....	3
Depth Chart/Two-Deep Tidbits .....	4-6
Roster/Pronunciations .....	7-8
Coaching Information .....	9-12
Historical Numbers .....	13

Player/Team Notes .....	14-27
Matchup Notes .....	28-29
Attendance Notes .....	30
Season Notes .....	31-33
National Awards .....	34-35
National Polls .....	36
Irish in the NFL .....	37
Starter History .....	38-39

20+ Yard Plays .....	40-41
Conversions and Scoring Drives .....	42-46
The Last Time .....	47-52
Game-by-Game Overview .....	53-62
2024 In Review .....	63
2025 Season Stats .....	64-74
Player Career Stats .....	75-104

## WEEKLY MEDIA SCHEDULE AND PROCEDURES

SUNDAY	MONDAY	TUESDAY	WEDNESDAY	THURSDAY	FRIDAY	SATURDAY
No media availability  <b>by Noon ET</b> Interview requests for student-athletes or for any other feature ideas due	<b>Noon ET</b> Media Lunch  <b>12:30 p.m. ET</b> Dick Corbett Head Football Coach Marcus Freeman Weekly Press Conference	<b>~5:45 p.m. ET</b> (timing subject to change) Select student-athletes available for interviews post-practice	No media availability	<b>Noon ET</b> Dick Corbett Head Football Coach Marcus Freeman late week Zoom availability	No media availability	<b>3:30 p.m. ET</b> Notre Dame vs. Syracuse, postgame media availability

### MARCUS FREEMAN AVAILABILITY

- Dick Corbett Head Football Coach Marcus Freeman conducts a weekly press conference each Monday of a game week in person in the Notre Dame Stadium Media Room.
- The half hour weekly conference previews the upcoming game and is available to watch live on YouTube (search Notre Dame athletics). Coach Freeman also holds a brief Zoom on Thursdays of game weeks.
- To obtain the link for Thursday's Zoom, media members should contact Sarah Miesle (smiesle@nd.edu).
- For any other Coach Freeman interview requests, media members should contact Katy Lonerger (klonerger2@nd.edu).

### STUDENT-ATHLETE INTERVIEWS

- Media members are not permitted to directly contact student-athletes, coaches or support staff to arrange interviews.
- This policy becomes active when any new student-athlete to the roster arrives on campus (for example, in January as an early-enrollees or in June as summer workouts begin). This policy then continues from that point throughout the entirety of their Notre Dame career.
- In-season interviews with selected Notre Dame student-athletes will occur on a weekly basis Tuesday during each game week in person at the Irish Athletics Center.

- Interview requests for student-athletes on a weekly basis or for any other feature ideas (including print media, podcasts and video interviews) must be submitted to Katy Lonerger (klonerger2@nd.edu). The in-season deadline for weekly Tuesday interviews after practice is 12 p.m. ET the Sunday before the proposed interview.
- A player availability schedule will be distributed before each interview session during the season.

### GAME NOTES/DISTRIBUTION LIST

- All media members will be provided with access to game notes on Monday of game week at FightingIrish.com/ndfbmedia and they also will be distributed via our email distribution list.
- Contact Claire Cunningham (ckramer@nd.edu) if you need to be added to the distribution list.

### FIGHTINGIRISH.COM/PRESSBOX

- All Notre Dame football information is available at FightingIrish.com/pressbox, which provides access to game notes, student-athlete and coaching staff headshots, updated season statistics, interview session video archives and more.

### MEDIA GUIDELINES

- A document with media guidelines for Notre Dame home football games is emailed to each accredited member of the media before each game. Credentialed media are

responsible for reading the guidelines and adhering to the policies.

- To request a copy of Notre Dame football's full media guidelines, email Claire Cunningham at ckramer@nd.edu, or visit fightingirish.com/pressbox.

### AVAILABILITY UPDATES

- Notre Dame Football will provide an availability reporting structure in an effort to streamline communication surrounding student-athlete availability.
- In each week's Monday game notes, the program will share a list of all student-athletes who have availability affected for the week. They will be classified as out for the season, out for that week's game, or questionable for that week's game, as well as the general ailment. That listing will be included with the depth chart.
- An updated availability report will be released on Thursday prior to Coach Freeman's late week Zoom call.
- Before each game, Notre Dame will continue to release an availability update roughly 60 minutes prior to kickoff that will confirm or update the availability of any student-athlete listed on that week's depth chart.
- As the information will be readily available, Notre Dame coaches and student-athletes will not comment on or provide additional information on availability in press conferences or interviews throughout the week.

## NOTRE DAME FOOTBALL ATHLETIC COMMUNICATIONS



**KATY LONERGER**

Associate Athletics Director, Strategic and Football Communications, Advisor to the Head Football Coach

klonerger2@nd.edu | 785-764-9941  
Game Day Location - Field

Main contact for Coach Freeman and student-athlete interviews



**CLAIRE CUNNINGHAM**

Director of Football Communications

ckramer@nd.edu | 913-952-6454  
Game Day Location - Press Box, middle, third level

Main contact for assistant coaches, day-to-day media operations, award nominations



**SARAH MIESLE**

Associate Athletics Communications Director

smiesle@nd.edu | 260-602-2466  
Game Day Location - Field

Main contact for team statistics, photo requests, game notes, weekly and postgame press conference coordinator



**ALAN WASIELEWSKI**

Associate Athletics Director, Team Communications

awasiele@nd.edu | 574-532-4167  
Game Day Location - Press Box, middle, third level

Main contact for credentials/parking, media guide, football historian

INSIDE THE IRISH - BY THE NUMBERS

1	<b>Jeremiyah Love</b> became the first player in program history with two 90-yard rushing touchdowns in a career (98 vs Indiana, 2024; 94 at Boston College, 2025).
1	With his performance at Miami, freshman quarterback <b>CJ Carr</b> became the first Irish QB to have at least one passing TD and one rushing TD in his first start since Brandon Wimbush in 2017.
1	<b>CJ Carr</b> leads the nation in yards per pass attempt (9.68) and ranks third in passing efficiency (170.9), fifth in passing yards per completion (14.38), and 15th in passing touchdowns (21).
3	<b>Jadarian Price</b> became the third running back in program history to register multiple rushing TDs and a kick return TD in the same game, joining John Petibon (vs. Detroit Mercy, 1951) and Willie Maher (vs. Kalamazoo, 1923) in the win over Purdue.
3	<b>Donovan Hinish</b> was named as a captain for the 2025 season to join his brother Kurt (2021) as a captain. The Hinish brothers are the third pairing of brothers to earn the captain title in the history of Notre Dame football, joining Bob Golic (1978) and Mike Golic (1984) and Zack Martin (2012 & 2013) and Nick Martin (2014 & 2015).
4	<b>Jeremiyah Love</b> recorded four touchdowns at Arkansas - two rushing and two receiving - to post the most touchdowns by an FBS player of the weekend. He is the first player in Notre Dame history to score four in a single half since 1996.
4	<b>Jadarian Price</b> was responsible for four touchdowns against Purdue - three rushing and one on a kick return - which had marked the most touchdowns for an Irish player since Audric Estimé rushed for four TDs at Stanford in 2023.
4	The 2025 Notre Dame offense has four players who have amassed over 1,500 career all-purpose yards - <b>Jeremiyah Love</b> (3,275 yards), <b>Jadarian Price</b> (2,523), <b>Malachi Fields</b> (2,439) and <b>Will Pauling</b> (1,746).
6	<b>Jeremiyah Love</b> became the sixth player in Notre Dame history to have multiple 1,000-yard rushing seasons.
13	<b>Jeremiyah Love</b> and <b>Jadarian Price</b> have both scored a touchdown in the same game 13 times in their careers for the Irish.
27	With his start against Navy at running back, <b>Jeremiyah Love</b> registered his 27th-consecutive start, which puts him second all-time in program history at the running back position.
37	Senior wide receiver <b>Malachi Fields</b> has had at least one reception in 37 consecutive games, dating back to his time at Virginia. It is tied for the fourth-longest streak in FBS.
38	With a touchdown at Pittsburgh, <b>Jeremiyah Love</b> has 38 career touchdowns and is tied for fourth all-time in program history for career touchdowns.
56	The 56 points scored by the Irish at Arkansas were the most against a first-time opponent on the road since a 55-2 win at Rice in 1915.
100	Junior running back <b>Jadarian Price</b> has two touchdown kickoff returns for 100 yards - one against Purdue and one against USC - to become the first player in program history with multiple kickoff returns of 100 yards.
228	<b>Jeremiyah Love's</b> 228 rushing yards against USC were the most rushing yards in a home game by an Irish player in Notre Dame Stadium history (512 games).
2000	<b>Jeremiyah Love</b> became the second-fastest Notre Dame running back in the modern era and fourth-fastest in program history to reach 2,000 career rushing yards, needing just 329 carries.

ASSISTANT COACH GAMEDAY LOCATIONS		
Coach	Role	Location
Chris Ash	Defensive Coordinator	Field
Mike Denbrock	Off. Coord/Tight Ends	Field
Marty Biagi	ST Coord./ Asst. DBs	Field
Mike Brown	Wide Receivers	Field
Max Bullough	Linebackers	Field
Gino Guidugli	QBs/Pass Game Coord.	Press Box
Mike Mickens	DBs/Def. Pass Game Coord.	Field
Joe Rudolph	Offensive Line	Field
JaJuan Seider	RBs/Assoc. Head Coach	Field
Al Washington	D-Line/Def. Run Game Coord.	Field

UNIVERSITY INFORMATION

Location .....	Notre Dame, Indiana
Founded .....	1842
Nickname.....	Fighting Irish
Colors.....	Blue and Gold
Enrollment .....	8,968 (undergraduates), 13,174 (total)
Stadium .....	Notre Dame Stadium (FieldTurf/77,622)
President.....	Rev. Robert Dowd, C.S.C.
Provost .....	John T. McGreevy
NCAA Faculty Representative.....	Patricia Bellia
University VP/James E. Rohr Director of Athletics.....	Pete Bevacqua

FOOTBALL INFORMATION

Offensive Formation .....	Multiple
Defensive Formation .....	Multiple
2024 Overall Record.....	14-2
	CFP Championship Game
	Orange Bowl Champion
	Sugar Bowl Champion
	College Football Playoff First-Round Host, Game Winner
Final Ranking.....	#2 AP   #2 Coaches   #2 CFP
Offensive/Defensive Starters From 2024 Returning/Lost.....	11/11
Offensive Starters From 2024 Returning/Lost.....	6/5
Defensive Starters From 2024 Returning/Lost.....	5/6
Special Teams Starters From 2024 Returning/Lost .....	2/2
Monogram Winners From 2024 Returning/Lost.....	33/30
All-Time Record .....	991-342-42*
All-Time Record At Home .....	533-133-13*
All-Time Record On The Road .....	328-165-23
All-Time Record In Neutral Venues.....	130-45-6
First Year of Football .....	1887
Years Of Football .....	2025 is the 137th year of Notre Dame Football



DEPTH CHART - GAME 11

NOTRE DAME OFFENSE					
Pos.	No.	Name	Ht.	Wt.	Class
WR	0	Malachi Fields	6-4	222	Sr.
	5	Cam Williams	6-2	200	Fr.
WR	1	Jaden Greathouse	6-1	215	Jr.
or	2	Will Pauling	5-10	190	Sr.
	19	Logan Saldade	6-0	189	Fr.
LT	54	Anthonie Knapp	6-4	300	So.
	71	Styles Prescod	6-6	292	Fr.
LG	75	Sullivan Absher	6-8	327	So.
	55	Chris Terek	6-6	322	So.
C	64	Joe Otting	6-4	308	So.
	57	Cam Herron	6-2	285	Fr.
	55	Chris Terek	6-6	322	So.
RG	76	Guerby Lambert	6-7	335	Fr.
or	75	Sullivan Absher	6-8	327	So.
RT	59	Aamil Wagner	6-6	300	Jr.
	76	Guerby Lambert	6-7	335	Fr.
TE	9	Eli Raridon	6-7	252	Sr.
	7	Ty Washington	6-5	248	Jr.
or	85	Jack Larsen	6-3	250	Fr.
WR	6	Jordan Faison	5-10	185	Jr.
	11	KK Smith	6-0	176	So.
	17	Elijah Burress	6-0	185	Fr.
QB	13	CJ Carr	6-3	210	Fr.
	8	Kenny Minchey	6-2	208	So.
	10	Tyler Buchner	6-1	206	Sr.
RB	4	Jeremiyah Love	6-0	214	Jr.
	24	Jadarian Price	5-11	210	Jr.
	22	Aneyas Williams	5-10	205	So.
	23	Nolan James Jr.	5-10	215	Fr.

NOTRE DAME SPECIAL TEAMS					
Pos.	No.	Name	Ht.	Wt.	Class
KO	18	Erik Schmidt	6-2	210	Fr.
PK	18	Erik Schmidt	6-2	210	Fr.
P	16	James Rendell	6-6	225	Sr.
	18	Erik Schmidt	6-2	210	Fr.
LS	96	Joseph Vinci	6-4	232	Fr.
	49	Andrew Kros	6-4	225	Jr.
HLD	10	Tyler Buchner	6-1	206	Sr.
	16	Anthony Rezac	6-3	201	So.
PR	6	Jordan Faison	5-10	185	Jr.
or	2	Will Pauling	5-10	190	Sr.
KR	4	Jeremiyah Love	6-0	214	Jr.
or	24	Jadarian Price	5-11	210	Jr.

NOTRE DAME DEFENSE					
Pos.	No.	Name	Ht.	Wt.	Class
VYP	5	Boubacar Traore	6-4	250	So.
	44	Junior Tuihalamaka	6-2	255	Sr.
or	12	Jordan Botelho	6-3	260	Sr.
DT	47	Jason Onye	6-5	302	Sr.
	42	Cole Mullins	6-5	275	Fr.
DT	41	Donovan Hinish	6-2	277	Jr.
	93	Jared Dawson	6-1	288	Sr.
	56	Elijah Hughes	6-3	300	Jr.
DE	95	Bryce Young	6-7	271	So.
	40	Joshua Burnham	6-4	260	Jr.
	10	Loghan Thomas	6-4	220	So.
WILL	3	Jaylen Sneed	6-2	230	Jr.
	4	Jaiden Ausberry	6-2	228	So.
	19	Madden Faraimo	6-2	235	Fr.
MIKE	34	Drayk Bowen	6-2	235	Jr.
	27	Kyngstonn Viliamu-Asa	6-3	230	So.
	19	Madden Faraimo	6-2	235	Fr.
NICKEL	0	DeVonta Smith	5-11	195	Sr.
	14	Dallas Golden	6-0	187	Fr.
	21	Karson Hobbs	6-1	189	So.
CB	15	Leonard Moore	6-2	195	So.
	18	Chance Tucker	6-0	183	Sr.
or	21	Karson Hobbs	6-1	189	So.
BOUND	8	Adon Shuler	6-0	205	So.
	28	Luke Talich	6-4	210	Jr.
	22	Ethan Long	6-3	210	Fr.
FIELD	9	Tae Johnson	6-2	192	Fr.
	7	Jalen Stroman	6-1	201	Sr.
	11	JaDon Blair	6-5	205	Fr.
CB	6	Christian Gray	6-0	190	Jr.
	24	Mark Zackery IV	5-11	175	Fr.
	20	Cree Thomas	6-1	189	Fr.

AVAILABILITY UPDATE (NOV. 17)

Questionable

No. 1 WR Jaden Greathouse - right thigh

Out for the game

- No. 92 K Noah Burnette - right hip
- No. 87 TE Cooper Flanagan - left achilles
- No. 56 OL Charles Jagusah - left arm
- No. 77 OL Peter Jones - left ankle
- No. 97 DL Gabriel Rubio - left elbow
- No. 74 OL Billy Schrauth - left knee
- No. 59 DL Sean Sevillano Jr. - left ankle

Following game two, only new additions to the Out for the Season category will be listed on the availability update.





## NOTRE DAME OFFENSE

Pos.	No.	Name	Ht.	Wt.	Class
WR	0	Malachi Fields	6-4	222	Sr.
	5	Cam Williams	6-2	200	Fr.
WR	1	Jaden Greathouse	6-1	215	Jr.
or	2	Will Pauling	5-10	190	Sr.
	19	Logan Saldate	6-0	189	Fr.
LT	54	Anthonie Knapp	6-4	300	So.
	71	Styles Prescod	6-6	292	Fr.
LG	75	Sullivan Absher	6-8	327	So.
	55	Chris Terek	6-6	322	So.
C	64	Joe Otting	6-4	308	So.
	57	Cam Herron	6-2	285	Fr.
	55	Chris Terek	6-6	322	So.
RG	76	Guerby Lambert	6-7	335	Fr.
or	75	Sullivan Absher	6-8	327	So.
RT	59	Aamil Wagner	6-6	300	Jr.
	76	Guerby Lambert	6-7	335	Fr.
TE	9	Eli Raridon	6-7	252	Sr.
	7	Ty Washington	6-5	248	Jr.
or	85	Jack Larsen	6-3	250	Fr.
WR	6	Jordan Faison	5-10	185	Jr.
	11	KK Smith	6-0	176	So.
	17	Elijah Burress	6-0	185	Fr.
QB	13	CJ Carr	6-3	210	Fr.
	8	Kenny Minchey	6-2	208	So.
	10	Tyler Buchner	6-1	206	Sr.
RB	4	Jeremiah Love	6-0	214	Jr.
	24	Jadarian Price	5-11	210	Jr.
	22	Aneayas Williams	5-10	205	So.
	23	Nolan James Jr.	5-10	215	Fr.

## NOTRE DAME SPECIAL TEAMS

Pos.	No.	Name	Ht.	Wt.	Class
KO	18	Erik Schmidt	6-2	210	Fr.
PK	18	Erik Schmidt	6-2	210	Fr.
P	16	James Rendell	6-6	225	Sr.
	18	Erik Schmidt	6-2	210	Fr.
LS	96	Joseph Vinci	6-4	232	Fr.
	49	Andrew Kros	6-4	225	Jr.
HLD	10	Tyler Buchner	6-1	206	Sr.
	16	Anthony Rezac	6-3	201	So.
PR	6	Jordan Faison	5-10	185	Jr.
or	2	Will Pauling	5-10	190	Sr.
KR	4	Jeremiah Love	6-0	214	Jr.
or	24	Jadarian Price	5-11	210	Jr.

## TWO-DEEP TIDBITS - OFFENSE/SPECIAL TEAMS

- Malachi Fields** was named a 2025 Phil Steele Preseason All-America Fourth Team selection and has 161 career receptions for 2,445 yards and 16 touchdowns after joining the Irish from Virginia. Fields is on the 2025 Biletnikoff Award Watch List and averages 15.2 yards per catch over his career.
- Jaden Greathouse** became the first Irish player since Javon McKinley in 2020 to have consecutive games with 100+ receiving yards as he posted back-to-back 100+ yard efforts in the 2025 Orange Bowl and CFP Championship games. He has 930 career receiving yards with nine touchdowns.
- Will Pauling** joined the Irish after competing at both Cincinnati and Wisconsin. He has 1,739 career receiving yards via 153 receptions with 14 TDs. A team captain for the Irish in 2025, he averages 11.4 yards per catch for his career and had his first 100-yard receiving game in an Irish uniform in the win over NC State.
- Jordan Faison** has 93 career receptions for 1,226 yards and averages 13.2 yards per catch over his career. He posted his second 100+ yard receiving game of his career against Purdue and was named the Burlsworth Trophy Walk-On of the Week on September 23.
- The Notre Dame offensive line was named to the Joe Moore Midseason Honor Roll for their work in 2025. The group is led by the experience of **Billy Schrauth**, **Aamil Wagner** and **Anthonie Knapp**, who were all key to the Irish run in the 2024 season. **Guerby Lambert** has played in 16 games on the offensive line and on special teams, and **Sullivan Absher** has competed in 27 games of his career to-date. **Joe Otting** made his first start at center against USC after Ashton Craig sustained a season-ending injury, and Absher earned his first career start at Boston College in place of injured Schrauth.
- Craig**, **Wagner** and **Schrauth** have all drawn attention from national award committees ahead of the 2025 campaign. Craig was named to the Rimington Trophy Watch List while Wagner and Schrauth were both named to the Outland Trophy Watch List. Schrauth garnered Outland Trophy National Player of the Week honors for his performance against USC.
- Eli Raridon** has competed in 38 games for the Irish and has three receiving touchdowns and averages 13.3 yards per catch for his career. Among FBS tight ends, he ranks third for yards per game (59.1), fourth for yards per reception (15.8) and is tied for seventh in total receiving yards (473) among FBS tight ends.
- CJ Carr** has 2,487 passing yards with 21 touchdowns through ten games this season. Carr also has three rushing TDs on the season. He is 173 of 257 and averages 248.7 passing yards per game in 2025. He leads the nation in yards per pass attempt (9.68) and ranks third in passing efficiency (170.9), fifth in passing yards per completion (14.38), and 15th in passing touchdowns (21). Carr was named as a midseason addition to the Manning Award Watch List and is a Shaun Alexander Freshman of the Year Semifinalist.
- Jeremiah Love** entered the season as a preseason All-America First Team selection by Walter Camp, Sporting News, the Associated Press, *The Athletic*, ESPN, CBS Sports, Athlon Sports and Phil Steele. He set a Notre Dame record for most consecutive games with a touchdown to start a season with 13 last fall. Love became the first player in program history with two 90-yard rushing TDs in a career. He registered a career-high 228 rushing yards against USC - the most rushing yards in a single game by an Irish player in Notre Dame Stadium history - and had four touchdowns in the first half at Arkansas.
- Jadarian Price** came into the season as a 2025 Doak Walker Award Preseason candidate and was named as a Paul Hornung Award Finalist in November. He has over 1,500 rushing yards in his career with 19 rushing, two receiving touchdowns and three kickoff return touchdowns.
- Price** and **Love** are both experienced on the kick return unit. Price rattled off a 99-yard return at home against USC in 2023 and added 100-yard returns against Purdue and USC in 2025. Love has a career-long return of 21 yards, which he posted in the 2023 at Duke.
- Faison** and **Pauling** are the top two options for the Irish on punt returns. Faison had a career-long 43-yard kick return in the CFP First Round win at home over Indiana.
- James Rendell** averages 42.5 yards per punt in two seasons. He has placed 35 punts inside the 20-yard line and has ten punts of 50+ yards with the Irish.
- Noah Burnette** was on the 2024 Lou Groza Award Preseason Watch List while at North Carolina. He has connected on 54 field goals and 158 PATs over his career.
- Erik Schmidt** has converted 19 PATs and has taken 48 kickoffs in 2025 for the Irish. He was ranked as the No. 1 kicker in the nation by 247Sports Composite and was the No. 1 ranked punter in the country by Kohl's Kicking.

## NOTRE DAME DEFENSE

Pos.	No.	Name	Ht.	Wt.	Class
VYP	5	Boubacar Traore	6-4	250	So.
	44	Junior Tuihalamaka	6-2	255	Sr.
	12	Jordan Botelho	6-3	260	Sr.
DT	47	Jason Onye	6-5	302	Sr.
	42	Cole Mullins	6-5	275	Fr.
	41	Donovan Hinish	6-2	277	Jr.
DE	93	Jared Dawson	6-1	288	Sr.
	56	Elijah Hughes	6-3	300	Jr.
	95	Bryce Young	6-7	271	So.
WILL	40	Joshua Burnham	6-4	260	Jr.
	10	Loghan Thomas	6-4	220	So.
	3	Jaylen Sneed	6-2	230	Jr.
MIKE	4	Jaiden Ausberry	6-2	228	So.
	19	Madden Faraimo	6-2	235	Fr.
	34	Drayk Bowen	6-2	235	Jr.
NICKEL	27	Kyngstonn Viliamu-Asa	6-3	230	So.
	19	Madden Faraimo	6-2	235	Fr.
	0	DeVonta Smith	5-11	195	Sr.
CB	14	Dallas Golden	6-0	187	Fr.
	21	Karson Hobbs	6-1	189	So.
	15	Leonard Moore	6-2	195	So.
BOUND	18	Chance Tucker	6-0	183	Sr.
	21	Karson Hobbs	6-1	189	So.
	8	Adon Shuler	6-0	205	So.
FIELD	28	Luke Talich	6-4	210	Jr.
	22	Ethan Long	6-3	210	Fr.
	9	Tae Johnson	6-2	192	Fr.
CB	7	Jalen Stroman	6-1	201	Sr.
	11	JaDon Blair	6-5	205	Fr.
	6	Christian Gray	6-0	190	Jr.
	24	Mark Zackery IV	5-11	175	Fr.
	20	Cree Thomas	6-1	189	Fr.

## TWO-DEEP TIDBITS - DEFENSE

- Battle-tested and ready to dig deep in the trenches, the Irish defensive line boasts nine players with experience up front. Seniors **Jordan Botelho**, **Junior Tuihalamaka**, **Jason Onye**, **Jared Dawson** and **Gabriel Rubio** along with juniors **Joshua Burnham** and **Donovan Hinish** have all competed in at least 20 games over their careers. Sophomores **Boubacar Traore** and **Bryce Young**, meanwhile, both made an immediate impact in the 2024 season.
- Jordan Botelho** sixth all-time in career games played in an Irish uniform with 60 appearances. He has 12.5 career sacks and 16.5 TFL.
- Junior Tuihalamaka** has played in 52 career games and boasts two fumble recoveries - the second of which set up a late second-quarter touchdown for the Irish in a 23-10 Sugar Bowl win over No. 2 Georgia. The 2024 season saw Tuihalamaka set new single-season highs for tackles (33), TFLs (5.5) and sacks (three).
- Jason Onye** has competed in 29 games for the Irish and has 42 career tackles with three blocked kicks and three sacks.
- Jared Dawson** joins the Irish from Louisville, where he played in 38 games with 51 tackles and 13.5 TFL. He has 65 career tackles through 47 games played with 16 TFLs, nine sacks, two pass breakups and two forced fumbles.
- Boubacar Traore** led all FBS freshman players in sacks prior to a season-ending injury in 2024. He notched a career-high two sacks for a loss of 21 yards against NC State and has 30 tackles with eight TFL and 6.5 sacks in 2025. Through 19 career games played, he has 44 tackles with 10.5 sacks, three forced fumbles and an interception, which he returned for a touchdown. He was named the Defensive Comeback Player of the Month for September.
- Donovan Hinish** was named as a captain for the 2025 season. He boasts 56 career tackles with six sacks and a pass breakup.
- Bryce Young** totaled 23 tackles (14 solo) with 3.0 TFL, 1.5 sacks and two QB hurries in his first season with the Irish while also contributing to special teams. He ranked second in the nation (tied) in blocked kicks with three on the year (two blocked field goals and a blocked punt) in 2024 and has 37 career tackles through 24 games played.
- Jaylen Sneed** posted a career-best 51 tackles a season ago with 6.0 TFL and 2.5 sacks. He has 102 career tackles with 6.5 sacks, 12.5 TFL and four forced fumbles.
- Drayk Bowen** is on the Chuck Bednarik Award Watch List, the Bronko Nagurski Trophy Watch List and the Butkus Award Watch List ahead of the 2025 season. He posted 14 solo tackles at Boston College, the most solo tackles in a game by any FBS player in the nation this season. He has 149 career tackles with 7.5 TFL, three sacks and four forced fumbles.
- Kyngstonn Viliamu-Asa** has 83 tackles through 24 career games with the Irish. He had career-highs for tackles (9), TFLs (2.5) and sacks (1.5) at Boston College. He tallied an interception against NC State and recovered a fumble against USC.
- DeVonta Smith** joined the Irish after four seasons at Alabama. Smith registered 30 tackles a season ago with a forced fumble and five pass breakups.
- Leonard Moore** was named to the 2025 Preseason All-America First Team lists by Walter Camp, Sporting News, the Associated Press, *The Athletic*, ESPN, CBS Sports, Athlon Sports and Phil Steele and is on the watch lists for the Bronko Nagurski Trophy, the Chuck Bednarik Award and the Paycom Jim Thorpe Award. Moore has 73 tackles, 14 pass breakups and five interceptions through 23 games of his career. He was named as both the Walter Camp FBS Defensive Player of the Week and Thorpe Award Defensive Player of the Week on Oct. 7.
- Jalen Stroman** joined the Irish after four seasons at Virginia Tech. Stroman has 136 career tackles with six pass breakups and 3.0 TFL. He set a single-game high with 14 tackles in the 2023 season against Purdue.
- Tae Johnson** registered his first start for the Irish in the win over Purdue and recovered a blocked punt for a touchdown against Texas A&M. He has 46 tackles and four interceptions - including two at BC and a pick-six at Pittsburgh - through 13 games played in his career. He was named as a Midseason All-Freshman Team by *The Athletic*.
- Adon Shuler** started every game at safety in 2024 and posted three interceptions with 94 yards in returns. He has 114 career tackles with ten pass breakups. He was the only member of the 2024 Irish defense to record an interception, a fumble recovery and a forced fumble during the season.
- Christian Gray** started 15 games in 2024, totaling 35 tackles, three interceptions (including a pick-six returned 99 yards), nine pass breakups, 2.5 TFL and a forced fumble. Through 35 career games played, he has 62 tackles with 20 pass breakups and six interceptions.





## ALPHABETICAL ROSTER/PRONUNCIATIONS

No.	Name	Pronunciation
75	Sullivan Absher	
60	Max Anderson	
58	Matty Augustine	August-een
4	Jaiden Ausberry	
31	Taebron Bennie-Powell	Tay-bron
15	Jerome Bettis Jr.	
65	Will Black	
11	JaDon Blair	JAY-don
12	Jordan Botelho	Bo-TELL-ho
34	Drayk Bowen	Drake BOE-enn
48	Mickey Brown	
10	Tyler Buchner	Buck-ner
33	Christopher Burgess Jr.	BURR-jess
98	Noah Burnette	
40	Joshua Burnham	
17	Elijah Burress	
13	CJ Carr	
70	Ashton Craig	
93	Jared Dawson	
25	Dylan Devezin	DEV-eh-zen
48	Marcello Diomedede	Mar-chell-oh Dee-oh-med-ee
60	Davion Dixon	DAY-vee-on
49	Charles Du	
32	Isaiah Dunn	
6	Jordan Faison	Fay-zonn
19	Madden Faraimo	Fur-AIM-oh
0	Malachi Fields	
32	Justin Fisher	
87	Cooper Flanagan	
88	James Flanigan	
42	Henry Garrity	Gare (like stare)-itty
14	Micah Gilbert	
14	Dallas Golden	
6	Christian Gray	
1	Jaden Greathouse	
12	Blake Hebert	HE-bert
57	Cam Herron	hair-un
41	Donovan Hinish	HIGH-nish
21	Karson Hobbs	
52	Devan Houston	Dev-in Houston (like the city)
56	Elijah Hughes	
30	Dominik Hulak	HUE-lack
56	Charles Jagusah	Jog-you-saw
23	Nolan James Jr.	
33	Matt Jeffery	
9	Tae Johnson	Tay
77	Peter Jones	
36	Bodie Kahoun	Boe-dee Ka-hoon
43	Kahanu Kia	Ka-HA-new Kee-uh
45	Ko'o Kia	Koh-oh Kee-uh
54	Anthonie Knapp	Nap
49	Andrew Kros	Cross
76	Guerby Lambert	Gur-bee
85	Jack Larsen	
29	Brandon Logan	
22	Ethan Long	
4	Jeremiah Love	
8	Kenny Minchey	Minn-shee
13	Ben Minich	Minn-ick
15	Leonard Moore	
88	Armel Mukam	Mook-um
42	Cole Mullins	

## NUMERICAL ROSTER

No.	Name	Pos.	Ht.	Wt.	Cl.	Hometown/High School
0	Malachi Fields	WR	6-4	222	Sr.	Charlottesville, VA/Monticello/Virginia
0	DeVonta Smith	CB	5-11	195	Sr.	Cincinnati, OH/La Salle/Alabama
1	Jaden Greathouse	WR	6-1	215	Jr.	Austin, TX/Westlake
2	Will Pauling	WR	5-10	190	Sr.	Chicago, IL/Homewood-Flossmoor/Wisconsin
3	Gi'Bran Payne	RB	5-10	205	Jr.	Cincinnati, OH/LaSalle
3	Jaylen Sneed	LB	6-2	230	Jr.	Hilton Head Island, SC/Hilton Head
4	Jaiden Ausberry	LB	6-2	228	So.	Baton Rouge, LA/University Lab
4	Jeremiah Love	RB	6-0	214	Jr.	St. Louis, MO/Christian Brothers
5	Boubacar Traore	DL	6-4	250	So.	Boston, MA/Catholic Memorial
5	Cam Williams	WR	6-2	200	Fr.	Glen Ellyn, IL/Glenbard South
6	Christian Gray	CB	6-0	190	Jr.	St. Louis, MO/De Smet Jesuit
6	Jordan Faison	WR	5-10	185	Jr.	Fort Lauderdale, FL/Pine Crest
7	Jalen Stroman	S	6-1	201	Sr.	Bristow, VA/Patriot/Virginia Tech
7	Ty Washington	TE	6-4	248	Jr.	Leesburg, GA/Lee County/Arkansas
8	Kenny Minchey	QB	6-2	208	So.	Hendersonville, TN/Pope John Paul II
8	Adon Shuler	S	6-0	205	So.	Irvington, NJ/Irvington
9	Tae Johnson	S	6-2	192	Fr.	Fort Wayne, IN/North Side
9	Eli Raridon	TE	6-7	252	Sr.	Des Moines, IA/Valley
10	Tyler Buchner	QB	6-1	206	Sr.	San Diego, CA/The Bishop's School
10	Loghan Thomas	DL	6-4	220	So.	Katy, TX/Paetow
11	JaDon Blair	S	6-5	205	Fr.	Winston-Salem, NC/Mount Tabor
11	KK Smith	WR	6-0	176	So.	Frisco, TX/Reedy
12	Jordan Botelho	DL	6-3	260	Sr.	Honolulu, HI/Saint Louis
12	Blake Hebert	QB	6-3	225	Fr.	Boxford, MA/Brunswick School
13	CJ Carr	QB	6-3	210	Fr.	Saline, MI/Saline
13	Ben Minich	S	6-0	197	So.	West Chester, OH/Lakota West
14	Micah Gilbert	WR	6-2	204	Fr.	Charlotte, NC/Charlotte Christian
14	Dallas Golden	CB	6-0	187	Fr.	Tampa, FL/Berkeley Prep
15	Jerome Bettis Jr.	WR	6-1	207	Fr.	Atlanta, GA/Woodward Academy
15	Leonard Moore	CB	6-2	195	So.	Round Rock, TX/Round Rock
16	James Rendell	P	6-6	225	Sr.	Melbourne, Australia/Parkdale Secondary/RMIT
16	Anthony Rezac	QB	6-3	201	So.	Omaha, NE/Westside
17	Elijah Burress	WR	6-0	185	Fr.	Totowa, NJ/DePaul Catholic
17	Brenan Vernon	DL	6-6	305	So.	Mentor, OH/Mentor
18	Erik Schmidt	K	6-2	210	Fr.	Milwaukee, WI/Marquette University High
18	Chance Tucker	CB	6-0	183	Sr.	Encino, CA/Crespi Carmelite
19	Madden Faraimo	LB	6-2	235	Fr.	Oceanside, CA/JSerra Catholic
19	Logan Saldate	WR	6-0	189	Fr.	Gilroy, CA/Palma
20	Cree Thomas	CB	6-1	189	Fr.	Phoenix, AZ/Brophy College Preparatory
21	Karson Hobbs	CB	6-1	189	So.	Cincinnati, OH/Archbishop Moeller
21	Kedren Young	RB	5-11	240	Fr.	Lufkin, TX/Lufkin
22	Ethan Long	S	6-3	210	Fr.	Milford, CT/Brunswick School
22	Aneyas Williams	RB	5-10	205	So.	Hannibal, MO/Hannibal
23	Nolan James Jr.	RB	5-10	215	Fr.	Westwood, NJ/DePaul Catholic
24	Jadarian Price	RB	5-11	210	Jr.	Denison, TX/Denison
24	Mark Zackery IV	CB	5-11	175	Fr.	Indianapolis, IN/Ben Davis
25	Dylan Devezin	RB	6-2	216	Sr.	New Orleans, LA/St. Augustine
25	Preston Zinter	DL	6-2	240	So.	North Andover, MA/Central Catholic
26	Jake Tafelski	RB	6-0	206	Sr.	Dearborn, MI/Dearborn/Central Michigan
27	Kyngstonn Viliamu-Asa	LB	6-3	230	So.	Inland Empire, CA/St. John Bosco
28	Luke Talich	S	6-4	210	Jr.	Cody, WY/Cody
29	Brandon Logan	S	6-0	197	Fr.	Fort Wayne, IN/Snider
30	Dominik Hulak	DL	6-4	245	Fr.	Glendale Heights, IL/Immaculate Conception
31	Taebron Bennie-Powell	S	6-1	185	Fr.	Cincinnati, OH/Lakota West
31	Xavier Southall	WR	6-0	180	So.	Alexandria, VA/IMG Academy
32	Isaiah Dunn	CB	5-11	176	Sr.	Santa Fe Springs, CA/St. Paul
32	Justin Fisher	TE	6-3	233	Sr.	Mishawaka, IN/Mishawaka
33	Christopher Burgess Jr.	DL	6-4	275	Fr.	Chicago, IL/Simeon Career Academy
33	Matt Jeffery	WR	5-11	195	Fr.	Cheshire, CT/Cheshire
34	Drayk Bowen	LB	6-2	235	Jr.	St. John, IN/Andrean HS
35	Teddy Rezac	LB	6-3	220	Fr.	Omaha, NE/Westside
36	Bodie Kahoun	LB	6-2	230	Fr.	Roanoke, VA/Patrick Henry



## ALPHABETICAL ROSTER/PRONUNCIATIONS

No.	Name	Pronunciation
47	Jason Onye	Own-yay
90	Kobi Onyiuke	KOH-bee own-YOU-kay
64	Joe Otting	Ott (like otter)-ing
2	Will Pauling	
3	Gi'Bran Payne	Gih-bron (like LeBron)
38	Tommy Powlus	Paul-us
71	Styles Prescod	
24	Jadarian Price	Jah-DAR (like dart)-ee-an
9	Eli Raridon	RARE-i-dun
94	Joe Reiff	Reef
16	James Rendell	Ren-DELL
16	Anthony Rezac	Ree-zak
35	Teddy Rezac	Ree-zak
81	Scrap Richardson	
97	Gabriel Rubio	
46	Jerry Rullo	Rule-oh
39	Anthony Sacca	SACK-ah
19	Logan Saldade	Sal-dah-tay
82	Leo Scheidler	SHIDE-ler
18	Erik Schmidt	
74	Billy Schrauth	sh-ROUTH
59	Sean Sevillano Jr.	Sev-ill-ON-oh
8	Adon Shuler	Uh-donn
0	DeVonta Smith	Deh-VON-tay
11	KK Smith	
3	Jaylen Sneed	
31	Xavier Southall	Ex-avier
78	Owen Strebis	STREE-bis
7	Jalen Stroman	Stroe-man
91	Gordy Sulfsted	
26	Jake Tafelski	
28	Luke Talich	Taal (like tally)-ich
55	Chris Terek	Terr-ick
20	Cree Thomas	
10	Loghan Thomas	
5	Boubacar Traore	Boob-ah-car Tray-or-ree
18	Chance Tucker	
44	Junior Tuihalamaka	Tooe-ah-la-maka
17	Brenan Vernon	
27	Kyngstonn Viliamu-Asa	Vill-ee-ah-moo AH-sah
96	Joseph Vinci	Vin-see
59	Aamil Wagner	Ah-meal
7	Ty Washington	
86	Alex Whitman	
22	Aneayas Williams	Uh-nee-us
5	Cam Williams	
61	Robbie Wollan	Wool-an
95	Bryce Young	
21	Kedren Young	Key-dren
24	Mark Zackery IV	
25	Preston Zinter	

\* - Super Senior

## NUMERICAL ROSTER

No.	Name	Pos.	Ht.	Wt.	Cl.	Hometown/High School
38	Tommy Powlus	LB	6-0	215	So.	Granger, IN/Penn
39	Anthony Sacca	LB	6-3	240	Fr.	Delran, NJ/St. Joseph's Prep
40	Joshua Burnham	DL	6-4	260	Jr.	Traverse City, MI/Traverse City Central
41	Donovan Hinish	DL	6-2	277	Jr.	Pittsburgh, PA/Central Catholic
42	Henry Garrity	TE	6-3	227	Jr.	Bloomfield Hills, MI/Brother Rice
42	Cole Mullins	DL	6-5	275	Fr.	Hoschton, GA/Mill Creek
43	Kahanu Kia	LB	6-2	230	So.	Kaneohe, HI/Punahou
44	Junior Tuihalamaka	DL	6-2	255	Sr.	Granada Hills, CA/Bishop Alemany
45	Ko'o Kia	LB	6-2	220	Fr.	Kaneohe, HI/Punahou
46	Jerry Rullo	LB	6-0	225	Sr.	Havertown, PA/Penn Charter
47	Jason Onye	DL	6-5	302	Sr.	North Providence, RI/Bishop Hendricken
48	Mickey Brown	CB	5-9	177	Sr.	Southampton, NY/St. Anthony's
48	Marcello Diomede	K	6-1	195	Jr.	Glen Ellyn, IL/Glenbard West
49	Charles Du	CB	5-10	187	Sr.	Beijing, China/Robert Louis Stevenson (CA)
49	Andrew Kros	LS	6-4	225	Jr.	Louisville, KY/St. Xavier
52	Devan Houston	OL	6-4	307	So.	Mississauga, Ontario, Canada/St. James School
54	Anthonie Knapp	OL	6-4	300	So.	Roswell, GA/Roswell
55	Chris Terek	OL	6-6	322	So.	Glen Ellyn, IL/Glenbard West
56	Elijah Hughes	DL	6-3	300	Jr.	Arlington, VA/Washington-Liberty/USC
56	Charles Jagusah	OL	6-7	333	So.	Rock Island, IL/Alleman
57	Cam Herron	OL	6-2	285	Fr.	Indianapolis, IN/Warren Central
58	Matty Augustine	OL	6-7	310	Fr.	Greenwich, CT/Brunswick School
59	Sean Sevillano Jr.	DL	6-2	340	Fr.	Clearwater, FL/Clearwater Academy
59	Aamil Wagner	OL	6-6	300	Jr.	Yellow Springs, OH/Wayne
60	Max Anderson	OL	6-3	303	So.	St. Paul, MN/St. Thomas Academy
60	Davion Dixon	DL	6-2	324	Fr.	Miami, FL/Miami Palmetto
61	Robbie Wollan	OL	6-4	289	So.	St. Paul, MN/St. Thomas Academy
64	Joe Otting	OL	6-4	308	So.	Topeka, KS/Hayden
65	Will Black	OL	6-7	307	Fr.	London, Ontario, Canada/Choate Rosemary Hall (CT)
70	Ashton Craig	OL	6-5	310	Jr.	Lawrenceburg, IN/Lawrenceburg
71	Styles Prescod	OL	6-6	292	Fr.	Fishers, IN/Hamilton Southeastern
74	Billy Schrauth	OL	6-4	310	Jr.	Campbellsport, WI/St. Mary's Springs
75	Sullivan Absher	OL	6-8	327	So.	Belmont, NC/South Point
76	Guerby Lambert	OL	6-7	335	Fr.	Boston, MA/Catholic Memorial
77	Peter Jones	OL	6-5	312	Fr.	Coatesville, PA/Malvern Prep
78	Owen Strebis	OL	6-8	300	Fr.	Brookfield, WI/Waukesha Catholic Memorial
81	Scrap Richardson	WR	6-0	190	Fr.	Greenville, GA/Greenville
82	Leo Scheidler	WR	6-1	195	Sr.	Lake Forest, IL/Lake Forest
85	Jack Larsen	TE	6-3	250	Fr.	Charlotte, NC/Charlotte Catholic
86	Alex Whitman	WR	6-3	199	Jr.	Highstown, NJ/The Peddie School
87	Cooper Flanagan	TE	6-6	255	Jr.	Pleasant Hill, CA/De La Salle
88	James Flanigan	TE	6-6	241	Fr.	Green Bay, WI/Notre Dame de la Baie Academy
88	Armel Mukam	DL	6-3	305	So.	La Prairie, Quebec, Canada/Woodberry Forest School
90	Kobi Onyiuke	DL	6-4	245	Sr.	Richmond, VA/Benedictine College Prep
91	Gordy Sulfsted	DL	6-5	260	Fr.	Cincinnati, OH/St. Xavier
93	Jared Dawson	DL	6-1	288	Sr.	Collierville, TN/Collierville/Louisville
94	Joe Reiff	DL	6-5	258	Fr.	Elmhurst, IL/York Community
95	Bryce Young	DL	6-7	271	So.	Charlotte, NC/Charlotte Christian
96	Joseph Vinci	LS	6-4	232	Fr.	Westwood, MA/Westwood
97	Gabriel Rubio	DL	6-5	321	Sr.	St. Louis, MO/Lutheran St. Charles
98	Noah Burnette	K	5-10	185	*Sr.	Raleigh, NC/Leesville Road/North Carolina

\* - Super Senior





- Marcus Freeman, one of the rising young stars in the profession was named the 30th Dick Corbett Head Football Coach at the University of Notre Dame on Dec. 3, 2021. Under his guidance, the 2024 season saw the Irish post the most wins in a single season (14) as Freeman's team went 14-2.
- Under Freeman Notre Dame has seen major success in the NFL Draft and the 2025 edition was no different as six Irish were drafted: Benjamin Morrison, Tampa Bay Buccaneers (2nd RD, Pick 53), Watts, Atlanta Falcons (3rd RD, Pick 96), Kiser, Jacksonville Jaguars (4th RD, Pick 107), Rylie Mills, Seattle Seahawks (5th RD, Pick 142), Mitchell Evans, Carolina Panthers (5th RD, Pick 163), Riley Leonard, Indianapolis Colts (6th RD, Pick 189).
- The Irish took seven victories over ranked teams (No. 20 Texas A&M, No. 15 Louisville, No. 24 Navy, No. 18 Army, No. 10 Indiana, No. 2 Georgia, No. 6 Penn State) in the 2024 season - the most in a single season since 1989 (six) and the most ever in a season in program history.
- In the first year of the 12-team College Football Playoff, the Notre Dame hosted the first-ever playoff game on a college campus and took a 27-17 win over in-state foe Indiana.
- Xavier Watts was named as a consensus All-American while concluding his illustrious career, becoming the 17th player to be named as a two-time consensus All-American in program history.
- Freeman completed the 2023 regular season, his second full season in charge of the program, with a 10-3 mark and claimed ranked victories at No. 17 Duke and against No. 10 Southern Cal in Notre Dame Stadium.
- Notre Dame had two unanimous All-Americans in 2023 in offensive lineman Joe Alt and safety Xavier Watts, giving the Irish a pair of unanimous All-Americans for the first time since 1990.
- Watts took home the Bronko Nagurski Award, given to the top defensive player in college football, after leading the FBS in interceptions with seven. Defensive lineman Howard Cross III and running back Audric Estimé were also named All-Americans in 2023.
- The 2023 edition of the Fighting Irish ranked among the best in the country and in program history on both sides of the line of scrimmage. Notre Dame averaged 39.1 points-per-game in '23, which is the second-best season average in school history. The offense also averaged 7.0 yards-per-play which also ranks second in the program record books. The '23 defensive unit led the nation in pass efficiency defense, ranked second in red zone defense and was eighth in total defense.
- The 2023 defense featured Watts, who led the nation in interceptions. The offense featured All-American left tackle Joe Alt and running back Audric Estimé - whose 1,341 rushing yards in 2023 were the fifth-most in a single season for an Irish back.
- Freeman finished his first season in 2022 with a 9-4 mark, with wins over fifth-ranked Clemson, 16th-ranked BYU and 16th-ranked Syracuse; in addition to closing the season with a Gator Bowl win over 19th-ranked South Carolina.
- He joins Terry Brennan (1954) as just the second Irish head coach to claim four ranked wins in his first season on the Notre Dame sidelines.
- His 2022 Notre Dame team was led by consensus All-American Michael Mayer, who finished his junior season as the best tight end in school history. Additionally, consensus All-American defensive lineman Isaiah Foskey became the Notre Dame all-time leader in sacks. Four other Irish earned All-America honors in offensive linemen Joe Alt and Jarrett Patterson, long snapper Michael Vinson, cornerback Benjamin Morrison took home Freshman All-American honors.
- Mayer and Foskey were each tabbed in the second round of the 2023 NFL Draft by the Las Vegas Raiders and New Orleans Saints, respectively, while Patterson was drafted in the sixth round by the Houston Texans.
- The Irish special teams had a tremendous 2022 season as Notre Dame led the nation with seven blocked kicks, all punts, with Foskey getting his hands on two of them.
- In his first season with the Irish in 2021, while serving as the Bob Hinton Defensive Coordinator, Freeman led a transformation on the defensive side of the ball that included a number of Top-20 national rankings.



## MARCUS FREEMAN

Dick Corbett Head Football Coach  
15th Year Overall, Fifth At Notre Dame  
Fourth Year as Head Coach (41-12)

### THE FREEMAN FILE

Hometown	Huber Heights, OH
High School	Wayne High School
College	Ohio State (2007, B.S.; 2011, M.S.)
Wife	Joanna
Children	Vinny, Siena, Gino, Nico, Capri and Rocco

### PLAYING EXPERIENCE

2004-08	Ohio State	Linebacker
2009	Chicago Bears	Linebacker
	Buffalo Bills	Linebacker
	Houston Texans	Linebacker

### BOWLS PLAYED

2005	Ohio State (Alamo)
2006	Ohio State (Fiesta)
2007	Ohio State (BCS National Championship)
2008	Ohio State (BCS National Championship)

### COACHING CAREER

2010	Ohio State	Graduate Assistant
2011-12	Kent State	Linebackers
2013-15	Purdue	Linebackers
2016	Purdue	Co-Defensive Coordinator/ Linebackers
2017-20	Cincinnati	Defensive Coordinator/ Linebackers
2021	Notre Dame	Bob Hinton Defensive Coordinator/Linebackers
2022-	Notre Dame	Dick Corbett Head Football Coach

### POSTSEASON GAMES COACHED IN

2010	Ohio State (Sugar)
2012	Kent State (GoDaddy.com)
2018	Cincinnati (Military)
2019	Cincinnati (Birmingham)
2020	Cincinnati (Peach)
2021	Notre Dame (Fiesta)
2022	Notre Dame (Gator)
2023	Notre Dame (Sun)
2024	Notre Dame (vs Indiana - CFP First Round)
2025	Notre Dame (Sugar - CFP Quarterfinal)
2025	Notre Dame (Orange - CFP Semifinal)
2025	Notre Dame (CFP National Championship)

- The Irish ranked seventh nationally in defensive touchdowns (4), 10th in turnovers gained (25) and third-down conversion percentage (.321), 12th in total sacks (41.0) and 15th nationally in interceptions (15) and scoring defense (19.7). The 41.0 team sacks tied the program record of 41, also set during the 1996 season.
- Under Freeman's guidance, Notre Dame safety Kyle Hamilton was named a consensus All-American in 2021 and went on to be the 14th overall selection in the 2022 NFL Draft.
- Freeman oversaw then-sophomore Isaiah Foskey's breakout season as a starter on the defensive line. Foskey tallied 11.0 sacks in 2021, third-most in program history for a single season.
- The depth of the Irish defense was on full display with Freeman serving as defensive coordinator, as 15 different players recorded a sack and 21 different players had a tackle-for-loss. The 15 interceptions are the most in a single season since 2014, when the Irish had 16. In November, the Irish had three-straight games without allowing a touchdown for the first time since 2012.
- Prior to coming to South Bend, Freeman spent the previous four seasons as the defensive coordinator at Cincinnati. During his time with the Bearcats, he was named the 2020 247Sports.com Defensive Coordinator of the Year and 2020 Broyles Award Finalist along with a nominee for the Broyles Award in 2019 and 2018.
- In 2020, the Bearcats (9-1) earned a bid to the Peach Bowl as the No. 8-ranked team in the nation and won the American Athletic Conference Championship, the program's first outright league title since 2009.
- Cincinnati's defense ranked in the Top-20 nationally in several categories for 2020-21, including being ranked 13th in total defense (324.6 yards per game) and eighth in scoring defense (16.8 points per game) among all FBS teams. In addition, the Bearcats were third in team passing efficiency defense (101.25), 14th in rushing defense (111.1 yards per game), 15th in red zone defense (0.735), 17th in fourth down defense (0.375 rate), 16th in team sacks (3.00 per game) and 10th in turnovers gained (21).
- Freeman coached the Bearcats to back-to-back 11-win seasons in 2018 and 2019, the 2019 American Athletic Conference East Division Championship and consecutive bowl-game wins in the 2018 Military Bowl and 2019 TicketSmarter Birmingham Bowl.
- The Bearcats finished atop the 2019 AAC ranks in scoring defense for the second-straight season and ranked among the league's top three in rushing and total defense. Cincinnati led the American in 2018 in rushing defense, scoring defense and total defense and ranked among the Top-15 in the NCAA FBS in all three categories.
- Joined the Bearcats staff after a four-year stint at Purdue. He coached linebackers all four seasons and served as the Boilermakers co-defensive coordinator in 2015.
- Prior to his time at Purdue, Freeman coached linebackers at Kent State from 2011-12, helping develop all-conference selections Luke Batton and C.J. Malaululu.
- Freeman started his coaching career as a graduate assistant coach at his alma mater, Ohio State, in 2010 and the Buckeyes went 12-1 with a Sugar Bowl victory.
- Freeman is just the third Notre Dame head coach to have been selected in the NFL Draft, and is the first since Ara Parseghian was drafted by the Pittsburgh Steelers in 1947. He is the 23rd Notre Dame head coach to have Division I playing experience and the first since Tyrone Willingham.
- During his playing career, Freeman was a four-year letterwinner for the Buckeyes from 2004 to 2008. He played under current Wisconsin head coach Luke Fickell and earned second team All-Big Ten honors in 2008 while helping lead Ohio State to four conference titles, three BCS bowls and two trips to the national title game during his career.
- He played in the 2009 Senior Bowl and was a fifth-round draft pick of the Chicago Bears, spending time with the Bears, Buffalo Bills and Houston Texans before a medical condition ended his playing career.



## MARCUS FREEMAN EARLY SEASONS

Marcus Freeman became the first Notre Dame head football coach to post two 10-win seasons and amass at least 30 victories in two of his first three years after a 14-win campaign in 2024. Here is a look at where Freeman stands after his first three full seasons at Notre Dame, compared to those that came before him as head coach of the Fighting Irish:

## NOTRE DAME HEAD COACHES FIRST THREE SEASONS

Coach	W	L	T	%	Pts	Opp Pts
<b>Marcus Freeman</b>	<b>33</b>	<b>10</b>	<b>0</b>	<b>.767</b>	<b>1535</b>	<b>791</b>
Dan Devine	28	7	0	.800	958	441
Brian Kelly	28	11	0	.718	1056	698
Lou Holtz	25	10	0	.714	1031	593
Ara Parseghian	25	3	2	.867	919	188
Frank Leahy	24	3	3	.850	713	232
Charlie Weis	22	15	0	.595	1040	947
Bob Davie	21	16	0	.568	967	854
Knute Rockne	21	1	2	.917	612	130
Tyrone Willingham	21	16	0	.568	822	821
Jesse Harper	20	3	0	.870	784	131
Terry Brennan	19	11	0	.633	601	516
Elmer Layden	19	6	2	.741	379	187
Gerry Faust	18	15	1	.544	754	511
Hunk Anderson	16	9	2	.630	502	151
Joe Kuharich	12	18	0	.400	436	550

## NOTRE DAME HEAD COACHES RANKED WINS IN FIRST THREE SEASONS

The Orange Bowl victory over Penn State was the 14th ranked win of the Marcus Freeman era at Notre Dame. No other head coach has had as many ranked victories in his first three years on the Irish sidelines.

Coach	W	L	T	%	Rkd Wins
<b>Marcus Freeman</b>	<b>33</b>	<b>10</b>	<b>0</b>	<b>.767</b>	<b>14</b>
Frank Leahy	24	3	3	.850	10
Lou Holtz	25	10	0	.714	8
Dan Devine	28	7	0	.800	7
Brian Kelly	28	11	0	.718	6
Tyrone Willingham	21	16	0	.568	6
Terry Brennan	19	11	0	.633	6
Gerry Faust	18	15	1	.544	5
Ara Parseghian	25	3	2	.867	4
Charlie Weis	22	15	0	.595	4
Bob Davie	21	16	0	.568	4
Joe Kuharich	12	18	0	.400	3
Elmer Layden	19	6	2	.741	1



The Irish defense recorded six sacks in the win, four of which came in the final quarter, as Notre Dame prevailed 24-17 over visiting California for the first win Dick Corbett Head Football Coach Marcus Freeman's tenure at the helm of the program. Audric Estimé ran for 76 yards and a touchdown on 18 carries, and Drew Pyne went 17-for-23 for 150 yards and two scores.

Notre Dame rattled off 42 consecutive points on the way to a 42-3 rout of Navy in the 2023 Aer Lingus College Football Classic at Aviva Stadium in Dublin, Ireland. Sam Hartman completed 19-of-23 passes for 251 yards and four touchdowns. The Irish defense held the Midshipmen to just 169 total yards with only 43 of those coming through the air as Jack Kiser paced the defense with eight total tackles.

Notre Dame put the final 10 points on the scoreboard with a 21-yard rushing touchdown by Jeremiyah Love and a 46-yard field goal by Mitch Jeter to claim a 23-13 victory over the Aggies in the season opener of 2024. Jack Kiser (eight tackles) and Jordan Bothelho (six) led the stifling Irish defensive effort that also included interceptions from Xavier Watts and Adon Shuler as Notre Dame limited Texas A&M to just 100 yards passing.

The Irish outlasted Southern Cal 49-35 at the Los Angeles Memorial Coliseum to win their tenth-consecutive game of the season and ultimately secure a spot in the new 12-team College Football Playoff. Christian Gray returned an interception 99 yards for a touchdown, and Xavier Watts added a 100-yard interception return on the next drive by the Trojans to put the game away.

Notre Dame was efficient on offense and suffocating on defense to earn a 49-10 victory over Navy in a cold, rainy and eventual snowy sold-out Notre Dame Stadium. CJ Carr completed 13 out of 16 passes for 218 yards and three touchdowns, and Jeremiyah Love rushed for 94 yards with two touchdowns to pace the offense. The defense held Navy to 228 yards - 206 rushing and 22 passing - as the Irish were led by Jaiden Ausberry's eight tackles.



## 2021

Marcus Freeman coached the 2022 Fiesta Bowl, which is included in his career win/loss total.

Date	Rk.	Opponent	Result
1/1/22	5	Oklahoma State (Fiesta Bowl)	L, 35-37

## 2022 (9-4)

Date	Rk.	Opponent	Result
9/3/22	5	at No. 2 Ohio State	L, 10-21
9/10/22	8	Marshall	L, 21-26
9/17/22		California	W, 24-17
9/24/22		at North Carolina	W, 45-32
10/8/22		No. 16 BYU	W, 28-20
10/15/22		Stanford	L, 14-16
10/22/22		UNLV	W, 44-21
10/29/22		at No. 16 Syracuse	W, 41-24
11/5/22		No. 5 Clemson	W, 35-14
11/12/22	20	Navy (Neutral site)	W, 35-32
11/19/22	18	Boston College	W, 44-0
11/26/22	13	at No. 5 Southern Cal	L, 27-38
12/3/22	19	No. 20 South Carolina (Gator Bowl)	W, 45-38

## 2023 (10-3)

Date	Rk.	Opponent	Result
8/26/23	13	Navy (Neutral site - Dublin)	W, 42-3
9/2/23	13	Tennessee State	W, 56-3
9/9/23	10	at NC State	W, 45-24
9/16/23	9	Central Michigan	W, 41-17
9/23/23	9	No. 6 Ohio State	L, 14-17
9/30/23	11	at No. 17 Duke	W, 21-14
10/7/23	10	at No. 25 Louisville	L, 20-33
10/14/23	21	No. 10 Southern Cal	W, 48-20
10/28/23	14	Pittsburgh	W, 58-7
11/4/23	15	at Clemson	L, 23-31
11/18/23	19	Wake Forest	W, 45-7
11/25/23	18	at Stanford	W, 56-23
12/29/23	16	No. 19 Oregon State (Sun Bowl)	W, 40-8

## 2024 (14-2)

Date	Rk.	Opponent	Result
8/31/24	7	at No. 20 Texas A&M	W, 23-13
9/7/24	5	Northern Illinois	L, 14-16
9/14/24	18	at Purdue	W, 66-7
9/21/24	17	Miami (OH)	W, 28-3
9/28/24	16	No. 15 Louisville	W, 31-24
10/12/24	11	Stanford	W, 49-7
10/19/24	12	at Georgia Tech	W, 31-13
10/26/24	12	at No. 24 Navy	W, 51-14
11/9/24	10	Florida State	W, 52-3
11/16/24	8	Virginia	W, 35-14
11/23/24	6	No. 18 Army	W, 49-14
11/30/24	5	at USC	W, 49-35
12/20/24	3	No. 9 Indiana (CFP)	W, 27-17
1/2/25	3	No. 2 Georgia (CFP)	W, 23-10
1/9/25	3	No. 5 Penn State (CFP)	W, 27-24
1/20/25	3	No. 6 Ohio State (CFP)	L, 23-34

## 2025 (8-2)

<b>Date</b>	<b>Rk.</b>	<b>Opponent</b>	<b>Result</b>
8/31/25	6	at No. 10 Miami	L, 24-27
9/13/25	8	No. 16 Texas A&M	L, 40-41
9/20/25	24	Purdue	W, 56-30
9/27/25	22	at Arkansas	W, 56-13
10/4/25	21	Boise State	W, 28-7
10/11/25	16	NC State	W, 36-7
10/18/25	13	No. 20 USC	W, 34-24
11/1/25	12	at Boston College	W, 25-10
11/8/25	10	Navy	W, 49-10
11/15/25	9	at No. 23 Pittsburgh	W, 37-15

### Career Overview - Season-by-Season

Season	Record	Wins Over Ranked Opponents
2021	0-1	0
2022	9-4	4
2023	10-3	3
2024	14-2	7
2025	8-2	2
<b>Totals</b>	<b>41-12</b>	<b>16</b>

## COACHING STAFF

### OFFENSE



**MIKE  
DENBROCK**

Grand Valley State ('87)  
Game Location - Field

John and Bobbie Arlotta Offensive Coordinator/Tight Ends  
37th Year Overall | Second/12th Year At Notre Dame



**JA'JUAN  
SEIDER**

(Jay-wahn Cider)

West Virginia ('00)  
Game Location - Field

Associate Head Coach/Running Backs  
19th Year Overall | First At Notre Dame



**MIKE  
BROWN**

Liberty ('11)  
Game Location - Field

Wide Receivers Coach  
Seventh Year Overall | Second At Notre Dame




**GINO  
GUIDUGLI**

(Geeno Guh-Doo-Lee)

Cincinnati ('05)  
Game Location - Box

Bob and Leslie Mohr Family Quarterbacks Coach/Pass Game Coordinator  
15th Year Overall | Third At Notre Dame



**JOE  
RUDOLPH**

Wisconsin ('95)  
Game Location - Field

Joe Moore Offensive Line Coach  
21st Year Overall | Third At Notre Dame

### DEFENSE/SPECIAL TEAMS



**CHRIS  
ASH**

Drake ('96)  
Game Location - Field

Bob Hinton Defensive Coordinator  
30th Year Overall | First Year At Notre Dame



**MARTY  
BIAGI**

(Bee-ah-Gee)

Marshall ('08)  
Game Location - Field

Special Teams Coordinator/Assistant Defensive Backs Coach  
18th Year Overall | Third At Notre Dame



**MAX  
BULLOUGH**

(Bulla)

Michigan State ('08)  
Game Location - Field

Linebackers Coach  
Second Year Overall | Second At Notre Dame



**MIKE  
MICKENS**

Cincinnati ('11)  
Game Location - Field

Pat and Jana Eilers Defensive Backs Coach/Defensive Pass Game Coordinator  
15th Year Overall | Sixth At Notre Dame



**AL  
WASHINGTON**

Boston College ('06)  
Game Location - Field

Peter Schivarelli Defensive Line Coach/Defensive Run Game Coordinator  
18th Year Overall | Fourth At Notre Dame

## STAFF

### COACHING STAFF - CONTINUED

TRENT MILES	Senior Analyst, Offense
HARRIS BIVIN	Senior Analyst, Offense
ANDY BUH	Senior Analyst, Defense
CASEY McHUGH	Senior Analyst, Defense
JESSE SCHMITT	Senior Analyst, Special Teams
ROB DELANEY	Analyst, Offense
KURT RAWLINGS	Analyst, Offense
DOMINIC SPALDING	Analyst, Offense
JEVAUGHN CODLIN	Analyst, Defense
ZACK MAY	Analyst, Defense
NICK SEBASTIAN	Analyst, Defense
MICHAEL VINSON	Fellow, Special Teams

### STRENGTH & CONDITIONING

LOREN LANDOW	Trematerra Family Director of Football Performance
RICHARD GUARASCIO	Associate Director, Football Strength & Conditioning
FRED HALE	Associate Director, Football Strength & Conditioning
TONY FUSCO	Assistant Director, Football Strength & Conditioning
TRAVIS DUFFLE	Assistant Director, Football Strength & Conditioning

### SPORTS MEDICINE

ROB HUNT	Assoc. Athletic Director, Athletic Training & Rehabilitation Services
MIKE BEAN	Associate Athletic Trainer
KARIS CATRINTA	Associate Athletic Trainer, Physical Therapist
JOE ZIMMERMAN	Assistant Athletic Trainer
MANDY MERRITT	Senior Associate Athletic Trainer, Physical Therapist
DR. MATT LEISZLER	Director of Sports Medicine, Team Physician
DR. CHRISTOPHER BALINT	Team Physician
DR. BRIAN RATIGAN	Team Physician
DR. JERRY HOFFERTH	Team Chiropractor

### SPORT ADMINISTRATOR

RON POWLUS	Director of Football Technology
------------	---------------------------------

### PERSONNEL STAFF

MIKE MARTIN	General Manager
MATT JANSEN	Director of Scouting
ANTHONY TREASH	Director of Analytics
JOURDAN BLAKE	Director of Player Personnel
CARTER AUMAN	Director of Recruiting
BECCA SITES	Director of Recruiting Operations
MYRON TAGAVAILOA-AMOSA	Director of Recruiting Advancement
ARIELLA ELLIS	Director of On-Campus Recruiting

### TEAM VIDEO

TIM COLLINS	Director of Football Technology
BRENDAN McNAMARA	Football Video Associate

### EQUIPMENT

CHRIS BACSIK	Director of Football Equipment
DAN GLYNN	Assistant Football Equipment Manager

### OPERATIONS

OLIVIA MITCHELL	Assistant Athletics Director of Football Operations
LEXY ALBANO	Assistant Director of Football Operations
RON POWLUS III	Assistant Director of Football Operations
HANNAH MULLET	Coordinator of Football Operations



## HISTORICAL NUMBERS

The Notre Dame defense and offense compiled statistics in 2024 that ranked among the best in the 136 seasons of Fighting Irish football.

### 2024 OFFENSIVE NUMBERS

Category	Stat	Rank	Notes
Total Yards	6385	1st	breaks 2015 record of 6063
Total TDs	76	1st	breaks 2023 record of 66
Points/Game	36.1	11th	55.6 in 1912 is the record
Points	578	1st	breaks 2023 record of 509
Yards Per Play	6.303	8th	stats available since 1967
Red Zone TD Percentage	71.6	3rd	
Red Zone Conversion	81.6	15th	stats available since 1998
Completion Percentage	66.5	3rd	stats available since 1939
Rush Yds/Att	5.66	2nd	since 1939
Rushing Yards	3215	5th	first 3000+ yd season since 2017
Rushing TDs	45	1st	breaks 1989 record of 42
Passing Yards	3170	14th	
Passing First Downs	150	9th	
Total First Downs	326	1st	breaks 2005 record of 314
Fourth-Down Conversions	73.3	2nd	22-of-30 - most total conversions

### 2024 SPECIAL TEAM/MISCELLANEOUS NUMBERS

Category	Stat	Rank	Notes
Red Zone Touchdowns	71.6	3rd	43-of-60 on red zone chances
PATs	73	1st	first 70+ PAT season
Defensive Kick Return Avg.	15.60	1st	breaks 2008 record of 16.47
Defensive Punt Return Avg.	4.15	4th	

### 2024 DEFENSIVE NUMBERS

Category	Stat	Rank	Notes
Sacks	38	t-3rd	stats since 1973
Passing Yards/Attempt	6.00	9th	
Completion Percentage	52.1	5th	
Yards Per Play	4.75	7th	stats since 1990
Total Yards/Game	307.4	6th	since 1990

## PROGRAM RECORDS BROKEN IN 2024

### TEAM SEASON RECORDS

Record	2024 Performance	Previous Record
Games Played	16	13 - 18 times, most recently 2023
Wins	14	12- four times, most recently 2018
Points Scored	578	509 - 2023
First Downs	326	314 - 2005
Rushing Touchdowns	45	42 - 1989
Total Yards	6,385	6,063 - 2015
Total Plays	1,013	954 - 2018

PAT Kicks	73	64 - 2023
Total Touchdowns	76	66 - 2023
Opponent Passing Yards Per Game (since 1990)	138.1	150.6 - 1996
Opponent Kick Return Average (since 1996)	15.6	16.47 - 2008

### INDIVIDUAL SEASON RECORDS

Record	2024 Performance	Previous Record Holder
Quarterback Rushing Yards	906 - Riley Leonard	884 - Tony Rice (1989)
Quarterback Rushing Touchdowns	17 - Riley Leonard	14 - Brandon Wimbush (2017)
Total Offensive Attempts	587 - Riley Leonard	549 - Brady Quinn (2006)
Consecutive Games with a TD to Start a Season	13 - Jeremiyah Love	10 - Autry Denson (1998)

## GAMES PLAYED RECORD

- Jack Kiser took over the top spot in career games played in 2024 as he set the all-time program record for most games played at Notre Dame with 70.
- Jordan Botelho entered the season with 50 career games played for the Irish, and Junior Tuihalamaka recently reached 50 games in an Irish uniform.
- Several of the 2025 offseason transfer student-athletes to Notre Dame have 35 or more games played prior to joining the Irish, led by Jared Dawson's 39 games at Louisville and Noah Burnette's 38 games with North Carolina.

### NOTRE DAME CAREER GAMES PLAYED

1.	70	Jack Kiser	2019-24
2.	66	Howard Cross III	2019-24
3.	62	Houston Griffith	2018-22
	62	Rylie Mills	2019-24
5.	61	Josh Lugg	2018-22
	61	Kurt Hinish	2017-21
7.	60	Jordan Botelho	2022-current
8.	59	DJ Brown	2019-2023
9.	56	Bo Bauer	2018-23
10.	55	Jayson Ademilola	2018-23
	55	Jonathan Doerer	2017-21
	55	TaRiq Bracy	2018-23
13.	53	Michael Vinson	2019-2023
14.	52	Junior Tuihalamaka	2022-current
	52	Daelin Hayes	2016-20
	52	Romeo Okwara	2012-15
	52	Drue Tranquill	2014-18
18.	51	Chris Brown	2012-15
	51	Matthias Farley	2011-15
	51	T.J. Jones	2010-13
21.	50	JD Bertrand	2019-2023
	50	Clarence Lewis	2020-2023
	50	Ben Koyack	2011-14
	50	Myron Tagovailoa-Amosa	2017-21
	50	Justin Ademilola	2018-23

## 2025 CAPTAINS

Six Irish student-athletes were selected as captains for the 2025 Notre Dame Football season: linebacker **Drayk Bowen**, defensive lineman **Donovan Hinish**, wide receiver **Will Pauling**, offensive lineman **Billy Schrauth**, safety **Adon Shuler** and offensive lineman **Aamil Wagner**. All are first-time captains at Notre Dame. Hinish, meanwhile, joins his brother Kurt as a season captain for the Irish. The Hinish brothers are the third pairing of brothers to earn the captain title in the history of Notre Dame football.

### Brother Tandems as Notre Dame Captains

- Bob Golic (1978) and Mike Golic (1984)
- Zack Martin (2012 & 2013) and Nick Martin (2014 & 2015)
- Kurt Hinish (2021) and Donovan Hinish (2025)

## TRANSFERS

Notre Dame welcomes eight transfers for the 2025 season:

- Senior wide receiver **Malachi Fields** (Virginia)
- Senior cornerback **DeVonta Smith** (Alabama)
- Senior wide receiver **Will Pauling** (Cincinnati/Wisconsin)
- Senior safety **Jalen Stroman** (Virginia Tech)
- Junior tight end **Ty Washington** (Arkansas)
- Junior defensive lineman **Elijah Hughes** (USC)
- Senior defensive lineman **Jared Dawson** (Louisville)
- Senior kicker **Noah Burnette** (North Carolina)

## STAFF CHANGES

- Chris Ash was named as the Bob Hinton Defensive Coordinator on February 1, 2025, after previous defensive coordinator Al Golden accepted the same position with the Cincinnati Bengals.
- Ash enters his 30th season of coaching and has seen success throughout his career in multiple posts, including as a position coach, coordinator and head coach. He most recently served as a scout for the Jacksonville Jaguars.
- JaJuan Seider was announced as an associate head coach and running backs coach on February 18, 2025, after Deland McCullough accepted the running backs coach position with the Las Vegas Raiders.
- Seider joins the Irish entering his 19th season of collegiate coaching and beginning his 16th season coaching college running backs. He most recently the assistant head coach, co-offensive coordinator and running backs coach at Penn State.

## NEW YEAR - SAME STANDARD

- The roadmap to the future is dotted with the landmarks of the past as the 2025 season presents new opportunities for a squad with a strong corps of returning leadership and young talent.
- A season ago, the Irish put the program's standard of excellence on display by rattling off a 13-game winning streak, winning the first-ever College Football Playoff game hosted on a university campus, taking victories in both the Sugar and Orange Bowls and earning a spot in the CFP National Championship contest.
- Notre Dame had the most ranked wins of any FBS team in the 2024 season with seven. Of teams that faced more than one ranked opponent last fall, Notre Dame owned the best record against ranked teams in the FBS, going 7-1.
- Head coach Marcus Freeman earned 14 wins over teams ranked in the Associated Press Top 25 over his three seasons at Notre Dame, which is the most of any Notre Dame coach in his first three seasons.
- Those 14 ranked wins over the past three seasons tied for the most of any FBS program (Georgia, 14), and are the most by any active third-year head coach at his program.
- Notre Dame was the first team ever to beat an AP-ranked opponent in 6 different months in the same season:
  - No. 20 Texas A&M in August
  - No. 15 Louisville in September
  - No. 24 Navy in October
  - No. 18 Army in November
  - No. 9 Indiana in December
  - No. 2 Georgia and No. 5 Penn State in January
- Notre Dame posted three-consecutive wins over AP Top 10 teams (No. 8 Indiana, No. 2 Georgia, No. 5 Penn State). It marked the program's most wins in consecutive games over Top 10 opponents since 1943, when the Irish topped No. 3 Navy, No. 3 Army, No. 8 Northwestern and No. 2 Iowa Pre-Flight in four-straight weeks.
- The Irish won four-straight bowl games (2023 Gator, 2024 Sun, 2025 Sugar, 2025 Orange), marking the longest bowl win streak in program history. The previous longs were three each (1992 Sugar, 1993 Cotton and 1994 Cotton; and the 1975 Orange, 1978 Cotton and 1979 Cotton).
- Notre Dame went on a 13-game win streak, tied for 10th-longest streak in program history. The Irish hold a 9-1 record against the past 10 AP-ranked opponents they have faced.

## 2025 PRESEASON AWARDS

Coming off of the winningest season in Notre Dame football history and returning a wealth of skill, several Irish players have garnered preseason All-America and national watch list recognition.

### Drayk Bowen

- Athlon Sports Preseason All-America Third Team and Phil Steele Preseason All-America Fourth Team
- Bronko Nagurski Trophy, Butkus Award and Chuck Bednarik Watch Lists

### Ashton Craig

- Rimington Award Watch List

### Malachi Fields

- Phil Steele Preseason All-America Fourth Team
- Biletnikoff Award Watch List
- Senior Bowl Top 300

### Dallas Golden

- Shaun Alexander Freshman of the Year Award Watch List

### Jeremiah Love

- Preseason All-America First Team by Walter Camp, Sporting News, the Associated Press, *The Athletic*, ESPN, CBS Sports, Athlon Sports and Phil Steele
- Maxwell Award Watch List, Walter Camp Player of the Year Watch List and a Doak Walker Award Preseason Candidate
- Senior Bowl Top 300

### Leonard Moore

- Preseason All-America First Team by Walter Camp, Sporting News, the Associated Press, *The Athletic*, ESPN, CBS Sports, Athlon Sports and Phil Steele
- Bronko Nagurski Trophy, the Chuck Bednarik Award and the Paycom Jim Thorpe Award Watch Lists

### Jadarian Price

- Doak Walker Award Preseason Candidate

### Billy Schrauth

- Outland Trophy and Lombardi Trophy Watch Lists

### Jalen Stroman

- Senior Bowl Top 300

### Aamil Wagner

- Outland Trophy and Allstate Wuerffel Trophy Watch Lists
- Allstate AFCA Good Works Team Nominee
- Athlon Sports Preseason All-America

### Aneyas Williams

- Doak Walker Award Preseason Candidate

A comprehensive list of current 2025 honors and awards can be found later in the game notes package.

## 2025 STORY OF THE SEASON

### PITTSBURGH

- Notre Dame powered their way past No. 22 Pittsburgh to earn a 35-17 decision in a matchup of Top 25 teams.
- Jeremiah Love** registered his fifth game of the 2025 season with 100+ rushing yards with 147 yards on 23 carries to average 6.4 yds/attempt.
- Love posted a 56-yard rushing touchdown for the opening score of the game. It was his 38th career TD and 31st career rushing TD - both are in the top six all-time in Notre Dame history.
- CJ Carr** was 21 of 32 with 212 yards, two passing touchdowns and a rushing touchdown. It was his third-consecutive 200+ yard passing game and his eighth 200+ yard effort of the season.
- Jaylen Sneed** led the Irish with six tackles to eclipse 100 career tackles while **Joshua Burnham** had a pair of sacks and 2.5 TFLs.
- Tae Johnson** had a pick-six with an interception and a 49-yard return. It is the fourth INT of the season for the freshman.
- Malachi Fields** extended his streak of consecutive games with at least one reception to 37 games in-a-row. His streak is tied for the fourth-longest effort among FBS players.
- Jordan Botelho** made his 60th career appearance for Notre Dame and is seventh all-time in career appearances in program history.
- Love made his 27th consecutive start in the contest, which puts him second all-time in program history for consecutive starts by a running back.

### NAVY

- The Irish earned a resounding 49-10 victory over the Midshipmen at a sold out Notre Dame Stadium.
- Jeremiah Love** compiled 121 all-purpose yards and two touchdowns on 14 touches in just three quarters of play, marking his sixth multi-touchdown effort of the year.
- Jadarion Price** and **Aneayas Williams** each rushed for a touchdown as the Irish running back room amassed four TDs on the night.
- CJ Carr** was a model of efficiency as the freshman QB completed 13 of 16 passes for 218 yards and three TDs.
- Ty Washington** collected his first TD in an Irish uniform in the victory with a four-yard catch.
- Jaiden Ausberry** led the Irish with eight tackles, a sack, 2.0 TFL and a forced fumble as the sophomore surpassed 100 career tackles.
- First Notre Dame appearances:
  - Freshman WR Jerome Bettis Jr.
  - Freshman OL Will Black
  - Freshman OL Cam Herron
  - Freshman LB Ko'o Kia
  - Freshman CB Cree Thomas

### BOSTON COLLEGE

- The Irish maintained the Frank Leahy Memorial Bowl with a 25-10 win over rival Boston College.
- Drayk Bowen** had a career-high 14 tackles, all of which were solo, as the Irish held the Eagles to just 12 rushing yards. It was the most solo tackles in a game by any FBS player in the nation this season.
- Tae Johnson** became the second Irish safety this season with two interceptions in the same game, joining teammate Leonard Moore.
- Jeremiah Love** ran for 136 yards and added 30 receiving yards for 166 all-purpose yards. He had a three-yard rushing touchdown and rattled off a 94-yard rushing touchdown for his fifth multi-TD effort of the season.
- CJ Carr** went 18 of 25 with 299 yards, two touchdowns and no interceptions in the win at Boston College. Carr added a 12-yard rush on offense.
- Carr had two passes for 40+ yards - the 40-yard touchdown throw to Malachi Fields followed by a 44-yard TD strike to Will Pauling in the first half - to mark the second time this season he has connected with his receivers for 40-yard scoring throws.
- First Notre Dame appearance:
  - Freshman OL Owen Strebeg

### USC

- The Irish kept possession of the Jeweled Shillelagh after a 34-24 victory over rival USC.
- Jeremiah Love** rushed for a career-best 228 yards and a touchdown, posting the 18th 200-yard rushing effort in program history. **Jadarion Price** added 87 yards, a rushing touchdown and a scintillating 100-yard kick return to seize momentum late in the third quarter.
- Love and Price each posted over 200 all-purpose yards on offense on the night.
- It was the 12th time that Love and Price have each recorded a touchdown in the same game for the Irish.
- Notre Dame's season-high 306 rushing yards were the most USC has given up in a game all season. The Irish had 182 of those in the first half, which were 11 more rushing yards than USC had given up in a game all season.
- CJ Carr threw for 136 yards and a touchdown and added a rushing touchdown in the victory.
- The defense forced three turnovers in the second half - two interceptions and a crucial fumble forced by **Adon Shuler** and recovered by **Kyngstonn Viliamu-Asa** - as the Irish shut out the Trojans in the fourth quarter.
- The sell out crowd at Notre Dame Stadium against USC was the 23rd home sell out of the Marcus Freeman era.

### NC STATE

- Notre Dame won its fourth consecutive game 36-7 over NC State on the strength of a dominating offensive and defensive performance in the second half.

- The Irish scored 19 unanswered points while intercepting three Wolfpack passes and recording a safety in the game's final 30 minutes.
- The defense held the Wolfpack to 51 yards rushing and 182 yards passing, which were both 100+ yards below NC State's season averages ahead of the game (165.3 rush yds/game, 282.3 pass yds/game).
- CJ Carr** threw for 342 yards - his second 300+ yard passing game of the season - to become the first Irish QB since Jack Coan in 2021 to throw for 300+ yards in multiple games of a season.
- Carr's 1,622 passing yards in 2025 are the most for an Irish QB in a season's first six games since Everett Golson passed for 1,683 yards in the first six contests of the 2014 season.
- Jeremiah Love** notched a pair of rushing TDs and to move into a tie for eighth all-time in career touchdowns with 32 total career TDs and a tie for tenth all-time with 26 career rushing TDs.
- TE **Eli Raridon** and WR **Will Pauling** each posted over 100 receiving yards, marking the first time the Irish have had a pair of teammates tally 100+ receiving yards since the Fiesta Bowl against Oklahoma State on January 1, 2022.
- Raridon's 109 yards was a new career-high while Pauling's 105 yards was his first 100+ yard game in an Irish uniform.
- Adon Shuler**, **Kyngstonn Viliamu-Asa** and **Karson Hobbs** each hauled in an interception. It was Shuler's fourth of his career and was the second of Viliamu-Asa's career. The INT for Hobbs was the first of his career.

### BOISE STATE

- The Irish rattled off 22 consecutive points to earn a 28-7 win over Boise State on a very warm and sunny early-fall day in Notre Dame Stadium.
- The 84 degree temperature at kickoff was the sixth-warmest home game ever for contests in which the temperature was recorded.
- The Irish totaled more offensive yards (389), more rushing yards (200) and more passing yards (189) than each of Boise State's average yards allowed entering the game.
- Jeremiah Love** posted a four-yard rushing touchdown for the 30th TD of his career while registering the seventh 100+ yard rushing game of his career.
- Jadarion Price** broke through contact from five different defenders to rumble for a 49-yard touchdown run, cementing the win by putting Notre Dame up 28-7.
- CJ Carr** completed 15 passes for 189 yards and two touchdowns with no interceptions. He also rushed three times for a total of 25 yards. Carr was named a midseason addition to the Shaun Alexander Freshman of the Year Watch List following his latest performance.
- Leonard Moore** notched two interceptions, forced a fumble and totaled six tackles. He was named as both the Walter Camp FBS Defensive Player of the Week and Thorpe Award Defensive Player of the Week on Oct. 7.

## 2025 SEASON

- As a team, the Irish had four interceptions on the day, including the first career INT for **Tae Johnson**.

### ARKANSAS

- The Irish scored a touchdown on each of their six first-half possessions and posted the most points against an SEC foe since beating Tulane in 1947 with a 56-13 victory at Arkansas.
- It was the eighth game of the Marcus Freeman era that the Irish have surpassed 50 points in a contest.
- Coupled with the Purdue win the week prior, it was the second time the Irish have posted back-to-back 50+ point contests during the Freeman Era (Navy and Florida State, 2024).
- Jeremiyah Love** scored two rushing and two receiving touchdowns in the first half, becoming the first Notre Dame player in the last 30 years to find the endzone four times in a single half.
- Love's four TDs were the most by any FBS player on the weekend, and he was one of only two FBS players to amass four TDs in a half in 2025.
- Jadarian Price** had 121 all-purpose yards with a rushing touchdown and a receiving touchdown. It was the first game of his career with both a rushing and receiving touchdown in the same contest.
- CJ Carr** threw for a career-high 354 yards and four touchdowns to surpass 1,000 passing yards on the season, needing just four games to reach the milestone.
- Carr's 294 passing yards in the first half were the third-most in program history for the first half and the most since 2008.
- Carr was named as both the Shaun Alexander Freshman of the Week and the Manning Award Quarterback of the Week for his performance.
- Jordan Faison** led the Irish with seven receptions for 89 yards, and adding one pass on a fake punt for 40 yards. He accounted for six first downs on the day.
- Adon Shuler** led the Irish with nine tackles, adding a forced fumble and a pass breakup as the Irish defense shut out the Razorbacks in the second half.
- First Notre Dame appearance:
  - Freshman TE James Flanigan
  - Freshman S Ethan Long

### PURDUE

- Notre Dame scored three consecutive touchdowns in the third quarter to seize control of a 56-30 victory over Purdue to retain the Shillelagh Trophy.
- Jadarian Price** led the Irish offensive output with four touchdowns, rushing for three and returning a kickoff 100 yards for a score. He became the first Irish running back to register a rushing TD and a kick return TD in the same game since Lee Becton at Michigan State in 1992.

- Jeremiyah Love** set a career-high in rushing yards with 157 yards on 19 carries (8.3 yards per carry) and registered the 20th rushing touchdown of his career.
- CJ Carr** was highly effective, completing 10 of 12 passes for 223 yards and two long touchdown passes to **Jordan Faison** and **Malachi Fields**.
- The team completion percentage of 85.0 (17-20) combined between Carr and **Kenny Minchey** was the best mark for the Irish since 2022.
- First career starts:
  - Freshman CB Dallas Golden
  - Freshman S Tae Johnson
  - Freshman CB Mark Zackery IV
- First Notre Dame start:
  - Junior TE Ty Washington
- First Notre Dame appearance:
  - Sophomore OL Max Anderson
  - Freshman OL Matty Augustine
  - Freshman WR Elijah Burress
  - Freshman RB Nolan James Jr.
  - Freshman K Erik Schmidt

### TEXAS A&M

- The Irish fell in a 41-40 back-and-forth battle in their second battle of Top 25 teams in as many contests of the season.
- CJ Carr** threw for a career-high 293 yards in his first home start - the most in a first home start effort since Terry Hanratty threw for 304 yards and three touchdowns as a sophomore in a 26-16 win over Purdue on September 24, 1966.
- Junior running back **Jeremiyah Love** showcased his rushing and receiving in a major way with 94 rushing yards and 53 receiving yards while notching both a rushing and receiving touchdown.
- No other FBS running back that weekend posted the combination of a rushing touchdown, a receiving touchdown, more than 65 rushing yards and more than 52 receiving yards. He was responsible for seven of Notre Dame's 23 first downs on the evening.
- Additionally, Love accounted for 63 of the 75 yards during Notre Dame's fourth scoring drive of the game in the second quarter, including a 12-yard run and 36-yard touchdown reception
- Junior running back **Jadarian Price** registered the second game of his career with two rushing touchdowns.
- With his 85-yard effort, senior tight end **Eli Raridon** had the third-most receiving yards of any FBS tight end during the weekend.
- Loghan Thomas** recorded the first blocked kick of his career while **Leonard Moore** hauled in the third interception of his career.
- First career start:
  - Sophomore CB Karson Hobbs
- First Notre Dame start:
  - Senior DL Jared Dawson

- First career touchdown:
  - Freshman S Tae Johnson on a 20-yard blocked punt return in the first quarter.

### MIAMI

- The Irish erased a 14-point deficit to knot the game at 24-24 with 3:21 remaining in the fourth quarter before falling in a 27-24 final in a matchup of Top 10 teams.
- In his first career start, **CJ Carr** threw for 221 yards and two TDs while running for 16 yards and a TD. He is the first Irish QB to have at least one passing TD and one rushing TD in his first start since Brandon Wimbush in 2017.
- Jadarian Price** led the Irish with 45 yards rushing, and **Eli Raridon** posted a career-high 97 yards receiving.
- Micah Gilbert** notched the first TD of his career with a 14-yard catch in the second quarter, and **Jordan Faison** added a 1-yard TD reception for the Irish.
- Noah Burnette** connected on all three PATs and a 39-yard field goal for the Irish while **James Rendell** averaged 45.0 yards per punt.
- Several players registered their first career start, their first start at Notre Dame and their first career appearance in a Notre Dame uniform:
  - First career starts:
    - Freshman QB CJ Carr
    - Sophomore RG Guerby Lambert
    - Sophomore DE Bryce Young
  - First Notre Dame starts:
    - Senior WR Malachi Fields
    - Senior DB DeVonta Smith
    - Senior S Jalen Stroman
  - First Notre Dame appearance:
    - Senior WR Will Pauling
    - Junior TE Ty Washington
    - Freshman LB Madden Faraimo
    - Freshman CB Mark Zackery IV
    - Freshman DL Cole Mullins
    - Senior DL Elijah Hughes
    - Freshman OL Styles Prescod
    - Senior DL Jared Dawson
    - Senior K Noah Burnette

- The Sunday night primetime matchup between Notre Dame and Miami drew 10.8 million viewers, which was ABC's second-best Sunday opener on record.
- The viewership trails only the 2016 Notre Dame vs. Texas contest. The game peaked with 11.8 million viewers.
- Boubacar Traore** had an immediate impact in his first game back on the field since a season-ending injury against Louisville last season. The sophomore had a career-high six tackles, including a sack.
- Drayk Bowen** recorded his 100th career tackle for the Irish.



## THE DEFENSE

- Notre Dame has a new face at the helm of the defense in Chris Ash, who was named as the Bob Hinton Defensive Coordinator for the Irish on February 1, 2025.
- Notre Dame returns 13 players on defense with starting experience in 2024 in addition to three transfer students with starting experience. The 13 returning players for the Irish have 107 career starts combined while the three newcomers have combined for more than 20 career games started.
- The defense recorded multiple interceptions in four consecutive games - Boise State (4), NC State (3), USC (2), Boston College (3) - for the first time since 1995.
- The Irish have held seven opponents scoreless in the fourth quarter this season and have limited their opponents to less than 100 net yards rushing on five occasions - Boise State, NC State, USC, Boston College and Pittsburgh
- Notre Dame has held six opponents to 100+ yards below their season average.
- Through ten games of the season, Notre Dame ranks third in the nation in interceptions (17), tenth in turnover margin (0.90) and 13th in turnovers gained (19).
- The first four Notre Dame players selected in the 2025 NFL Draft all came from the defensive side of the ball. Cornerback Benjamin Morrison (second round), safety Xavier Watts (third round), linebacker Jack Kiser (fourth round) and defensive lineman Rylie Mills (fifth round) headlined the Irish draft class. It marked the first time since the 1975 NFL Draft that the first four Notre Dame draftees were defensive players.
- Howard Cross III and Jordan Clark both signed as undrafted free agents with NFL clubs. RJ Oben and Max Hurlleman earned minicamp invitations, and Hurlleman later signed as an undrafted free agent.
- A key core of leaders who learned from that draft class return to the defense at each positional group in 2025.

### DEFENSIVE LINE

- Battle-tested and ready to dig deep in the trenches, the Irish defensive line boasts nine players with experience up front. Seniors **Jordan Botelho**, **Junior Tuihalamaka**, **Jason Onye**, **Jared Dawson** and **Gabriel Rubio** along with juniors **Joshua Burnham** and **Donovan Hinish** have all competed in at least 20 games over their careers. Sophomores **Boubacar Traore** and **Bryce Young**, meanwhile, both made an immediate impact in the 2024 season.
- **Botelho** is seventh all-time in career games played in an Irish uniform with 60 appearances. He leads all active Notre Dame players with 12.5 career sacks and 16.0 TFL.

- **Tuihalamaka** in in the top 25 all-time in games played in Notre Dame history. He has a pair of fumble recoveries in his career - the second of which set up a late second-quarter touchdown for the Irish in a 23-10 Sugar Bowl win over No. 2 Georgia. The 2024 season saw Tuihalamaka set new single-season highs for tackles (33), TFLs (5.5) and sacks (three).
- **Dawson** has appeared in six games in 2025 for the Irish and has ten takcles with a PBU. The senior transfer from Louisville has 16 career TFLs with nine sacks. He had four sacks and 6.5 TFLs in ten games last season.
- **Burnham** had 2.5 TFLs in a win at Pittsburgh and registered a career-high three tackles for loss as the Irish held Boston College to just 12 rushing yards.
- **Traore** notched a career-high two sacks for a loss of 21 yards in the 36-7 win over NC State while helping the Irish hold the Wolfpack to just 233 yards of total offense.
- Traore registered a sack at Arkansas for the tenth TFL of his career. He had a sack, two TFLs and a forced fumble in the win over Purdue.
- Through eight games, he has 6.5 sacks in 2025 and ranks tied for 13th in the nation in sacks per game (0.81).
- Traore was named as the Defensive Comeback Player of the Month for September as part of the Comeback Player of the Year Award
- He led all FBS freshmen players in sacks (three) and sacks per game (0.75) after Week Four during the 2024 season.
- **Young** posted a sack and a pass breakup for the Irish in the win over Purdue. The sophomore totaled 23 tackles (14 solo) with 3.0 TFL, 1.5 sacks and two QB hurries in his first season with the Irish while also contributing to special teams. He ranked second in the nation (tied) in blocked kicks with three on the year (two blocked field goals and a blocked punt) in 2024.

### LINEBACKERS

- The legacy of the Notre Dame linebacker room is well-poised to continue to grow in 2025 with contributions from juniors **Drayk Bowen** and **Jaylen Sneed** and sophomores **Jaiden Ausberry** and **Kyngstonn Viliamu-Asa**. True freshman **Madden Faraimo**, meanwhile, will be a player to watch for the Irish this season.

#### DRAYK WILL MAKE YOU PAY

- **Drayk Bowen** is averaging 5.7 tackles per game in 2025 for the Irish.
- He ranked third on the team in tackles in 2024, totaling 78 (40 solo), with 4.0 TFL, a sack, three forced fumbles, two QB hurries and two passes broken up.

- He split the team lead in tackles in the National Championship, totaling eight (seven solo). He also forced a fumble, giving the Irish possession in the fourth quarter.
- Bowen is on the Chuck Bednarik Award Watch List, the Bronko Nagurski Trophy Watch List and the Butkus Award Watch List heading into the 2025 season.
- He had a career-high 14 tackles, all of which were solo, against Boston College. It was the the most solo tackles in a game by any FBS player in the nation this season.
- It was also the highest number of solo tackles by an Irish player in a single game since 1973.
- He recorded his 100th career tackle for the Irish in the contest at Miami.

#### FEEL THE NEED FOR SNEED

- **Jaylen Sneed** registered a sack each in the wins over Boise State and Arkansas and surpassed 100 career tackles in the win over Pittsburgh.
- He posted a career-best 51 tackles a season ago with 6.0 TFL and 2.5 sacks. He is fourth among active Irish players in career tackles.
- Sneed registered the first scoop-and-score of his career with a fumble recovery in the endzone in a 51-14 victory over No. 24 Navy last October.
- Sneed is on the Butkus Award Watch List ahead of the 2025 season.

#### AUSPICIOUS AUSBERRY

- **Jaiden Ausberry** led the Irish with eight tackles, a sack, 2.0 TFL and a forced fumble as the sophomore surpassed 100 career tackles in the win over Navy.
- Ausberry had a sack for a loss of nine yards for his first solo sack in the win over Boise State.
- He had a key fumble recovery with 2:37 on the clock in the first quarter to halt a drive by No. 2 Georgia during the 23-10 victory over the Bulldogs in the Sugar Bowl.
- Ausberry was third in total tackles among linebackers on the team a season ago with 58 and added 6.5 TFL, two fumble recoveries and a pass breakup.

#### KYNGSTONN BRINGS THE BOOM

- **Kyngstonn Viliamu-Asa** had career-best marks in tackles (9), TFLs (2.5) and sacks (1.5) at Boston College.
- He had a key fumble recovery for the Irish in the win over USC - the second fumble recovery of his career. The fumble recovery set up a TD to put the Irish up by 10 late in the contest.
- He pulled in the second INT of his career in a win over NC State and has 30 tackles thorough seven games of 2025.



## THE DEFENSE

- He posted eight tackles with a shared TFL and a pass breakup against Boise State.
- Viliamu-Asa was on the 2024 watch lists for both the Shaun Alexander Freshman of the Year Award and the Polynesian College Football Player of the Year Award.
- He registered 37 tackles over 14 games as a true freshman in 2024. He was the only Irish linebacker to record a sack, an interception and a fumble recovery during the season.

## SECONDARY

- The defense has a key core of returning heavy-hitters joined by new names who aim to make an impact at safety, corner, and nickel in 2025. Sophomore **Adon Shuler** along with senior transfer **Jalen Stroman** provide key leadership at safety for the Irish while junior **Luke Talich** and freshman **Tae Johnson** provide talent and depth.
- Junior **Christian Gray** and sophomore **Leonard Moore** set the standard for the Irish at cornerback. True freshmen **Dallas Golden** and **Mark Zackery IV** are ready to make their names known much like Moore did a season ago in his first year with the Irish.
- **Golden** posted a career-best six tackles against Boise State in an Irish victory.
- **Golden** collected his first career interception in his first career start against Purdue. He was named to the 2025 Shaun Alexander Freshman of the Year Award Watch list.
- **Zackery IV** had a key pass breakup in the endzone to help the Irish shutout Arkansas in the second half of play. He registered the first start of his career in the Purdue game and key third-down pass breakup.
- Senior transfer **DeVonta Smith** and fellow Ohio native sophomore **Karson Hobbs** are set to complement the Irish secondary as options at nickel for the defense in 2025.
- **Smith** came up with a fumble recovery late in the first half at Arkansas to set up a two-play scoring drive for a commanding halftime lead.

## SHULER SHUTTING IT DOWN

- **Adon Shuler** has 112 tackles, nine pass breakups, five interceptions and three forced fumbles through 29 career games played.
- He had a career-highs of 11 tackles and two tackles for loss in the Irish victory over USC. His forced fumble in the fourth quarter was key to shutting out the Trojans over the final 15 minutes of action.
- Shuler posted three tackles and an interception returned for 44 yards in a 36-7 win over NC State while helping the Irish hold the Wolfpack to just 233 yards of total offense.

- He posted both a third down stop and a fourth down stop against NC State. The third down stop forced a punt, which led to an Irish touchdown drive to put Notre Dame up 24-7. Then, the stop on fourth down came with his interception on the next drive, and led to a Notre Dame field goal extend the lead to 27-7.
- He led the Irish with a career-high nine tackles and added a pass breakup and a forced fumble, which the Irish recovered, in an emphatic road win at Arkansas.
- Shuler was named to *The Athletic* Freshman All-America First Team.
- He was the only member of the 2024 Irish defense to record an interception, a fumble recovery and a forced fumble during the season. He added a blocked kick and had five pass breakups.
- Shuler led the team in tackles with eight in the 23-10 quarterfinal win over Georgia. He posted a pass breakup while his play of the day came as he forced a Georgia fumble at Notre Dame's 10-yard line to give Notre Dame possession near the end of the first quarter and save a possible score.
- In the 35-14 win over Virginia, Shuler snagged his third interception of the season and returned it 46 yards to the Virginia two-yard line, setting Notre Dame up for a touchdown on the next play.
- He started every game for the Irish at safety in 2024 and posted three interceptions with 94 yards in returns, including a pick-six to seal the 31-13 victory at Georgia Tech.

## SECONDARY STRENGTH

- **Tae Johnson** has emerged as lock-down defender. Johnson has 46 tackles and three interceptions with three PBUs in 2025.
- A midseason All-Freshman Team honoree by *The Athletic*, he has 22 tackles through eight games of his career.
- He had a pick-six with a 49-yard return in the first quarter to set the tone at Pittsburgh.
- Johnson pulled in a pair of interceptions in the road win at Boston College.
- Johnson added a blocked punt return for a touchdown against Texas A&M.
- **Jalen Stroman** made an immediate impact in his Irish debut by leading the team with nine tackles in the season-opener at Miami.
- Stroman led the Irish in tackles against Purdue and added a pass breakup.
- Stroman joined the Irish defense with 111 career tackles in just 36 games during his time at Virginia Tech.
- Stroman posted single-season highs in his junior year at Virginia Tech with 55 total tackles, two TFLs and a single-game high with 14 tackles against Purdue.

DEFENSE  
ACTIVE CAREER LEADERS

	<b>Tackles</b> (min. 50)
149	Drayk Bowen
136*	Jalen Stroman
114	Adon Shuler
106	Jaiden Ausberry
102	Jaylen Sneed
93	Jordan Botelho
83	Kyngstonn Viliamu-Asa
73	Leonard Moore
66	Gabriel Rubio
65*	Jared Dawson
62	Christian Gray
61	Joshua Burnham
57	Junior Tuihalamaka
56	Donovan Hinish
51	Tae Johnson
	<b>Tackles for Loss</b> (min. 5.0)
16.5	Jordan Botelho
16.5	Joshua Burnham
16.0*	Jared Dawson
14.0	Boubacar Traore
12.5	Jaylen Sneed
10.5	Jaiden Ausberry
10.0	Kyngstonn Viliamu-Asa
8.0	Junior Tuihalamaka
7.5	Drayk Bowen
7.0	Gabriel Rubio
6.0	Donovan Hinish
6.0	Adon Shuler
	<b>Sacks</b> (min. 3.0)
12.5	Jordan Botelho
10.5	Boubacar Traore
9.0*	Jared Dawson
6.5	Jaylen Sneed
6.0	Joshua Burnham
6.0	Donovan Hinish
4.0	Junior Tuihalamaka
4.0	Kyngstonn Viliamu-Asa
3.0	Drayk Bowen
3.0	Jason Onye
3.0	Bryce Young
	<b>Interceptions</b>
6	Christian Gray
5	Leonard Moore
5	Adon Shuler
4	Tae Johnson
4	Luke Talich
2	Kyngstonn Viliamu-Asa
1	Dallas Golden
1	Karson Hobbs
1	Boubacar Traore
1	Junior Tuihalamaka
	<b>Forced Fumbles</b>
4	Drayk Bowen
4	Jaylen Sneed
3	Leonard Moore
3	Adon Shuler
3	Boubacar Traore
2*	Jared Dawson
2*	Jalen Stroman
1	Jaiden Ausberry
1	Joshua Burnham
1	Christian Gray
1	Armel Mukam
1	Gabriel Rubio
1*	DeVonta Smith
1	Luke Talich
	<b>Fumble Recoveries</b>
2	Jaiden Ausberry
2	Junior Tuihalamaka
2	Kyngstonn Viliamu-Asa
1	Joshua Burnham
1	Adon Shuler
1	DeVonta Smith
1	Jaylen Sneed
	<b>Pick-Six</b>
1	Christian Gray
1	Tae Johnson
1	Adon Shuler
1	Luke Talich
1	Boubacar Traore
	<b>Fumble Recovery for Touchdown</b>
1	Jaylen Sneed
	<b>Blocked Punt Returned for Touchdown</b>
1	Tae Johnson

\* transfer student-athlete includes stats from previous institution(s)

THE DEFENSE

READY FOR MOORE

- Leonard Moore** exploded onto the scene a season ago. He was named the 2024 FWAA Freshman Defensive Player of the Year and the College Football Network Freshman Cornerback of the Year, as well as being named to the Freshman All-America teams for FWAA, ESPN, *The Athletic* (First Team), Pro Football Focus, the College Football Network and the 247Sports True Freshman All-America Team.
- A semifinalist for the Paycom Jim Thorpe Award, Chuck Bednarik Award and Lott IMPACT Trophy in 2025, Moore continues to add to his growing list of accolades as he has been named to the Midseason All-America First Team lists by Sporting News, Sports Illustrated, *The Athletic*, The Associated Press and CBS Sports.
- He was named to the Preseason All-America First Team lists by Walter Camp, Sporting News, the Associated Press, *The Athletic*, ESPN, CBS Sports, Athlon Sports and Phil Steele.
- He was on the watch lists for the Bronko Nagurski Trophy, the Chuck Bednarik Award and the Paycom Jim Thorpe Award.
- Moore is the only player to rank in the top five among starting Power 4 cornerbacks in interception rate, explosive play rate and yards allowed per cover snap. His 90.0 coverage grade by PFF is the highest among Power 4 cornerbacks.
- He became the first Irish player since 2023 to record multiple interceptions with two in the win over Boise State. He added a force fumble and six tackles in the victory.
- He was named as both the Walter Camp FBS Defensive Player of the Week and Thorpe Award Defensive Player of the Week on Oct. 7.
- Moore hauled in the third interception of his career in the contest against Texas A&M.
- Moore totaled 48 tackles, including 2.0 TFL, 11 pass breakups, two forced fumbles and a QB hurry in his first season with the Irish.
- Ranked as the top cornerback ahead of the 2025 season by Pro Football Focus, his 11 pass breakups led the Irish squad in 2024 and he allowed just 16 catches across 42 targets a season ago.
- Moore made a statement in the 23-10 Quarterfinal win over Georgia, totaling five tackles, two pass breakups and a TFL.
- In the 27-17 CFP First Round win over Indiana, Moore allowed just one catch for a 39.6 opposing passer rating, according to Pro Football Focus.
- Moore recorded five pass breakups in the 49-35 victory at USC, tied for the second-most pass breakups in a single game by any FBS player this season, and the only freshman in the country to achieve the feat in 2024.

- In the 35-14 win over Virginia, Moore snagged an interception which led to an Irish touchdown drive, adding a quarterback hurry and three tackles.
- In his third-career start in the 51-14 win at No. 24 Navy, Moore snagged his first-career interception on fourth down to cement an Irish victory.
- Moore shone in his second-career start, leading the Irish secondary with seven tackles and being the key playmaker on the defining drive of the 31-13 win at Georgia Tech as he posted a TFL (-16 yards) and two pass breakups. Earlier in the contest, he had a pair of stops on third and forth down to force Georgia Tech into a turnover on downs to preserve an Irish lead at the half. He led the team with seven tackles in the win.
- Moore made a statement in his first-career start in Notre Dame's 31-24 win over No. 15 Louisville. He led the entire defense with seven tackles (six solo), forcing a fumble to return possession to the Irish and leading to a Notre Dame touchdown to take the lead.

GAME-CHANGING GRAY-TNESS

- Christian Gray** started 15 games in 2024, totaling 35 tackles, three interceptions (including a pick-six returned 99 yards), nine pass breakups, 2.5 TFL and a forced fumble.
- He has 16 tackles, nine pass breakups and two interceptions through seven games of 2025.
- He collected the sixth interception of his career in Notre Dame's win over USC.
- Gray's pick in the fourth quarter of the Orange Bowl vs. Penn State gave Notre Dame possession to then kick a game-winning field goal, becoming one of the defining moments of the Notre Dame season through the playoffs.
- Gray helped seal the 49-35 win at USC with a pick six, as pick-sixes on two-consecutive USC drives closed the game. Gray took a 99-yard interception for a score, and S Xavier Watts followed it up with a 100-yard pick-six on the very next USC drive.
- Against Miami (OH), he had a pass breakup in the first quarter, allowing the Irish to intercept the pass. Later in the contest, he recorded his first interception of the season to set up a scoring drive in the third quarter.
- Gray was tied with Adon Shuler for second on the squad in 2024 for the team lead in interceptions with three.
- Gray leads the Irish defensive unit with six career interceptions.
- He finished the season third on the team in total pass breakups (9), trailing only All-American teammates Leonard Moore (11) and Xavier Watts (10).

DEFENSE  
NOTRE DAME RECORDS

Tackles - Season		
187	Bob Crable	1979
167	Bob Crable	1981
160	Steve Heimkreiter	1978
154	Bob Crable	1980
152	Bob Golic	1978
Tackles For Loss - Season		
28	Ross Browner	1976
19	Justin Tuck	2003
19	Mike Gann	1984
19	Jim Stock	1974
18	Anthony Weaver	2001
18	Ross Browner	1977
Tackles For Loss - Career		
61	Ross Browner	1973, 1975-77
44.5	Kory Minor	1995-98
43	Justin Tuck	2002-04
42	Anthony Weaver	1998-2001
40	Victor Abriamiri	2003-06
40	Walt Patulski	1969-71
Sacks* - Season		
14.5	Ross Browner	1976
13.5	Justin Tuck	2003
12.0	Stephon Tuitt	2012
12.0	Ross Browner	1977
11.0	Isaiah Foskey	2022 & 2021
11.0	Frank Stams	1988
Interceptions - Season		
10	Mike Townsend	1972
9	Tom MacDonald	1962
8	Todd Lyght	1989
8	Tony Carey	1964
8	Angelo Bertelli	1942
Forced Fumbles - Season		
6	Isaiah Foskey	2021
4	Tony Furjanic	1983
3	30 players tied	
	Most recent - Gilman, Kareem, Ogundeji	2019
Fumble Recoveries - Season		
7	Cedric Figaro	1986
5	Steve Lawrence	1985
5	Jim Browner	1977
5	Jim Musuraca	1971
5	Mike Gann	1984
5	Dave Flood	1952
5	Don Penza	1953
Pick-Sixes - Season		
2	Jack Kiser	2021
2	Julian Love	2017
2	Tom Zbikowski	2005
2	Shane Walton	2002
2	Allen Rossum	1995
2	Dave Waymer	1979
2	Bobby Leopold	1977
2	Randy Harrison	1974
2	Tom Schoen	1966

The NCAA did not accept quarterback sacks as an official statistic until 2000. Recent game play-by-play research has allowed the Notre Dame Football Record Book to expand its sack records to include all defensive players from 1973 through the current season.

## THE OFFENSE

### READY TO ROCK

- Offensive coordinator Mike Denbrock, a 2023 Broyles Award Finalist, proved why he has been a key to several successful offenses. Under Denbrock's guidance, the Irish offense continues to be among the nation's best.
- Notre Dame ranks third in team passing efficiency (171.14), seventh in passing yards per completion (14.36), eighth in scoring offense (38.3), tenth in the country in turnover margin (0.90) and 18th in total offense (458.2).
- With 45 rushing touchdowns in 2024, the Irish led all Power 4 teams and ranked third among all FBS programs in rushing touchdowns a season ago.
- Four Notre Dame players posted a rush of 50 or more yards in the 2024 regular season (Love, Price, Williams and Leonard), tied for the most among all FBS teams.
- In 2024, Notre Dame ranked fifth in turnover margin (1.13), eighth in fourth-down success rate (0.733), ninth in first downs (326), 10th in scoring offense (36.1), 13th in completion percentage (0.665), and 19th in rushing offense (200.9).
- Quarterback Riley Leonard and tight end Mitchell Evans were both selected in the 2025 NFL Draft, which paves the way for new starters at both positions this fall.

### OFFENSIVE LINE

- The Irish offensive line was named to the Joe Moore Award Midseason Honor Roll as the unit continues to be among the nation's best in 2025. Juniors **Ashton Craig**, **Aamil Wagner** and **Billy Schrauth**, sophomore **Anthonie Knapp** and freshman **Guerby Lambert** have all been contributors to the offensive success this fall. **Joe Otting** made his first career start against USC and helped the Irish post over 300 rushing yards. Sophomore **Sullivan Absher** earned the start at Boston College while **Charles Jagusah** continues to work to return from injury.
- Craig, Wagner** and **Schrauth** have all drawn attention from national award committees ahead of the 2025 campaign. Craig was named to the Rimington Trophy Watch List, which honors the most outstanding center in Division I college football. Wagner and Schrauth were both named to the Outland Trophy Watch List, which recognizes commitment to community service and leadership off the field.
- Schrauth** was selected as the Outland Trophy National Player of the Week after playing a key role in Notre Dame's 306 rushing yards against USC. It was a season-high mark for the Irish for rushing yards.
- Schrauth also was named to the Lombardi Award Midseason Watch List after getting the nod for the Lombardi Award Watch List earlier this fall. The award honors the nation's outstanding lineman who best epitomizes the values of leadership, courage, performance and discipline on and off the field.

- Wagner** has been selected to the Allstate Wuerffel Trophy Watch List, which recognizes college football players from across the Football Bowl Subdivision who exemplify community service, academic excellence and athletic achievement. He is also a Jason Witten Collegiate Man of the Year Semifinalist and a nominee for the 2025 Allstate AFCA Good Works Team.
- The Irish offensive line dominated in the win over Arkansas, as Notre Dame rolled to 641 yards of total offense, the most by any FBS team that weekend.
- The 420 total yards in the first half at Arkansas were the most in a first half for Notre Dame since 2018, and the 42 points in the first half tie for the third-most in program history. The 641 total yards are the most for Notre Dame since 2017.
- The offensive line paved the way for a 535-yard offensive performance in the 56-30 win over Purdue. The Irish muscled their way to 254 rushing yards and five rushing touchdowns, with 281 passing yards and two passing touchdowns on the evening.

### QUARTERBACKS

- Freshman **CJ Carr** was named as the starter for the season opener on August 19. **Carr** and sophomore **Kenny Minchey** both have the tools to contribute to as quarterbacks for the Irish.
- A Davey O'Brien Award Semifinalist, CJ Carr is first among all FBS quarterbacks in yards per pass attempt (10.11) and is second among all freshman quarterbacks in FBS in passing touchdowns (19).
- He also ranks third passing efficiency (176.8) and passing yards per completion (14.97), 17th in passing touchdowns (19), 22nd in passing yards per game (252.8) and 29th in passing touchdowns among all FBS quarterbacks.
- Carr was named to the Davey O'Brien QB Class of 2025 in late October and a Shaun Alexander Freshman of the Year Semifinalist in early November.
- He was 21 of 32 with 212 yards, two passing touchdowns and a rushing touchdown in a ranked win over Pittsburgh. It was his third-consecutive 200+ yard passing game and his eighth 200+ yard effort of the season.
- Carr was a model of efficiency against Navy as the freshman QB completed 13 of 16 passes for 218 yards and three TDs - all in less than three quarters of work.
- He was 18 of 25 with 299 yards, two touchdowns and no interceptions in the win at Boston College. Carr added a 12-yard rush on offense.
- A midseason All-Freshman Team honoree by The Athletic, he was named to the Manning Award Watch List after helping lead the Irish to a 34-24 win over rival USC. Through seven games this season, Carr has completed 121 passes for 1,758 yards and 14 touchdowns. He has added a pair of rushing touchdowns.

- Carr threw for 342 yards in the win over NC State - his second 300+ yard passing game of the season - to become the first Irish QB since Jack Coan in 2021 to throw for 300+ yards in multiple games of a season.
- Carr's 1,622 passing yards in 2025 are the most for an Irish QB in a season's first six games since Everett Golson passed for 1,683 yards in the first six contests of the 2014 season.
- Carr completed 15 passes for 189 yards and two touchdowns with no interceptions in a win over Boise State. He also rushed three times for a total of 25 yards.
- Carr was named a midseason addition to the Shaun Alexander Freshman of the Year Watch List on Oct. 7.
- Carr threw for a career-high 354 yards and four touchdowns at Arkansas to surpass 1,000 passing yards on the season, needing just four games to reach the milestone. His 294 passing yards in the first half were the third-most in program history for the first half and the most since 2008.
- He was named to the Davey O'Brien Great 8 for Week 5 of the college football season on Sept. 29 and is on the Davey O'Brien Award Midseason Watch List.
- He was also named as a Manning Star of the Week on Sept. 29 for his performance at Arkansas.
- Carr leads all freshmen nationally in yards per attempt (10.49 - fifth among all FBS players), yards per completion (15.37 - sixth among all FBS players), passing efficiency (181.1 - 10th among all FBS players), and passing yards per game (272.8 - 20th among all FBS players).
- Carr was a model of efficiency against Purdue with 10 completions on 12 attempts with 223 yards and two touchdowns. His 245.7 passing yards per game ranks third among FBS freshmen quarterbacks.
- In the game against Texas A&M, Carr threw for a career-high 293 yards in his first home start - the most in a first home start effort since Terry Hanratty threw for 304 yards and three touchdowns as a sophomore in a 26-16 win over Purdue on September 24, 1966.
- At Miami in his first career start, Carr threw for 221 yards and two TDs while running for 16 yards and a TD. He is the first Irish QB to have at least one passing TD and one rushing TD in his first start since Brandon Wimbush in 2017.
- Over the first two weeks of the season (Weeks 0 and 1), there were four matchups featuring two ranked teams. Out of those four matchups, Carr led all freshmen in passing yards (221 yards ranked third overall out of the eight QBs, leaders tied at 230 yards), and tied for the lead among all eight quarterbacks in passing touchdowns (2).





## THE OFFENSE

- Carr made his debut in an Irish uniform in a decisive Irish win over Purdue in 2024.
- Kenny Minchey** has gone a combined 11 of 12 on pass attempts with 130 yards in appearances against Purdue, Arkansas and Navy.
- He added a career-long 12-yard rush in the victory over Navy.
- Minchey has 177 all-purpose yards with a 175.1 passing efficiency.

## TIGHT ENDS

- The moniker of "Tight End U" is warranted for the Notre Dame football program as each starting TE for the Irish since 2004 has gone on to make an NFL roster.
- Senior **Eli Raridon** saw playing time in each of the team's 16 games a year ago while junior **Cooper Flanagan** made his season debut against USC after returning from an injury.
- Junior transfer **Ty Washington** and freshman **Jack Larsen** give the Irish several options at tight end.
- Eli Raridon** has established himself as one of the nation's top tight ends this season, ranking third for yards per game (59.1), fourth for yards per reception (15.8) and is tied for seventh in total receiving yards (473) among FBS tight ends.
- Raridon caught seven passes for 109 yards against NC State, marking career-highs in both categories.
- With his 85-yard effort against Texas A&M, Raridon had the third-most receiving yards of any FBS tight end during the weekend.
- Raridon pulled in a career-best 65-yard reception to set up a touchdown for the Irish in the fourth quarter at Miami. He finished the night with new career-high marks in receptions (5) and receiving yards (97) in a game.
- Raridon competed in all 16 games of the 2024 season for the Irish and pulled in a pair of TD receptions on the season (Stanford, USC). The senior also proved to be a sure-handed target on third downs for the Irish a season ago, including a catch to sustain a scoring drive in the CFP First Round win over Indiana.
- Washington** collected his first TD in an Irish uniform in the victory with a four-yard catch in the victory over Navy.
- Larsen** added a career-long 24-yard reception against Navy in November.

## WIDE RECEIVERS

- The wide receiver room is led by a quartet of players with a wealth of playing experience. Senior transfers **Malachi Fields** and **Will Pauling** each join the Notre Dame sideline in 2025 with more than 120 career receptions and 1,000 career receiving yards apiece. **Jaden Greathouse** and **Jordan Faison**, meanwhile, both were key contributors to an Irish run in the CFP postseason run a year ago.
- Freshman **Micah Gilbert** and sophomore **KK Smith** have made added to the arsenal of receivers throughout fall camp and are all in the mix for the Irish in 2025.
- Gilbert** put the Irish on the scoreboard with his first TD reception of his career at Miami.

## FIELDS OF GOLD

- Joining the Irish roster in 2025 after four seasons at Virginia, **Malachi Fields** has established himself as one of the best wide outs in college football and was named to the 2025 Biletnikoff Award Watch List.
- A 2025 Phil Steele Preseason All-America Fourth Team selection, Fields has 161 career receptions for 2,445 yards and 16 touchdowns.
- His 161 career receptions is tied for 21st among active FBS players for total career receptions.
- Through ten games with the Irish, Fields has 596 yards receiving on 32 catches. He is averaging 18.6 yards per catch with the Irish.
- His highlight-reel catch at Pittsburgh garnered him the No. 4 play on the SportsCenter Top Ten.
- Fields was on the receiving end of a fake punt turned pass on fourth down for a 40-yard reception at Arkansas.
- Fields pulled in the longest reception of his career - a 66-yard touchdown - on the first play from scrimmage for the Irish against Purdue.
- Fields is riding a 37-game streak of consecutive games with a reception, which ties him for the fourth-longest active streak among active players in all of FBS.

## WILL POWER

- Will Pauling** joined the Irish roster in 2025 after two seasons at both Cincinnati and Wisconsin.
- Pauling collected a receiving TD against NC State a week after he pulled in a receiving touchdown and a two-point conversion against Boise State.
- Pauling recorded his first receiving touchdown of his Notre Dame career in the win at Arkansas.
- With 46 games under his belt, Pauling has amassed 153 receptions for 1,739 yards and 14 touchdowns in his career.
- He is 34th among active FBS players for total career receptions.

OFFENSE  
ACTIVE CAREER LEADERS

	<b>Rushing Yards</b>
2,645	Jeremiah Love
1,607	Jadarian Price
486	Tyler Buchner
321	Aneyas Williams
226	Gi'Bran Payne
116	Kedren Young#
33	Nolan James Jr.
	<b>Rushing Touchdowns</b>
32	Jeremiah Love
19	Jadarian Price
4	Aneyas Williams
3	CJ Carr
2	Gi'Bran Payne
1*	Jake Tafelski
1	Kedren Young#
	<b>Receptions</b>
161*	Malachi Fields
153*	Will Pauling
93	Jordan Faison
64	Jaden Greathouse
62	Jeremiah Love
46	Eli Raridon
	<b>Receiving Yards</b> (min. 500 yds)
2,445*	Malachi Fields
1,739*	Will Pauling
1,223	Jordan Faison
930	Jaden Greathouse
614	Eli Raridon
588	Jeremiah Love
	<b>Receiving Touchdowns</b>
16*	Malachi Fields
14*	Will Pauling
9	Jaden Greathouse
8	Jordan Faison
6	Jeremiah Love
5*	Ty Washington
3	Cooper Flanagan
3	Eli Raridon
2	Gi'Bran Payne
2	Jadarian Price
2	KK Smith
1	Micah Gilbert
	<b>All-Purpose Yards</b> (min. 200 yds)
3,275	Jeremiah Love
2,523	Jadarian Price
2,439*	Malachi Fields
1,746*	Will Pauling
1,465	Jordan Faison
910	Jaden Greathouse
614	Eli Raridon
506	Aneyas Williams
325	Gi'Bran Payne
235*	Ty Washington
	<b>All-Purpose Yards Per Game Average</b>
84.0	Jeremiah Love
64.7	Jadarian Price
53.0*	Malachi Fields
48.8	Jordan Faison
38.0*	Will Pauling
29.4	Jaden Greathouse
20.2	Aneyas Williams
16.2	Eli Raridon
12.0	Gi'Bran Payne
7.6*	Ty Washington

\* transfer student-athlete includes stats from previous institution(s)



## THE OFFENSE

### GREAT HOUSEHOLD NAME

- Jaden Greathouse** would not be denied as he turned in a career performance in the national title game, recording six receptions for 128 receiving yards and two touchdowns.
- Greathouse made a major statement in the 27-24 Semifinal win over Penn State in the Orange Bowl, hauling in seven receptions for 105 yards and a touchdown. His touchdown was a 54 yard jaunt on which he shook two defenders and tied the game.
- He led Irish receivers in the 52-3 victory over Florida State, catching five passes for 66 yards. Greathouse was responsible for three of his Notre Dame's five third-down conversions.
- Greathouse became the first Irish player since Javon McKinley in 2020 to have consecutive games with 100+ receiving yards.

### THE FAISON IMPACT ON ALL PHASES

- Jordan Faison** has continued to make big plays for the Irish in receiving, punt coverage and kick returns.
- A 2025 Burlsworth Trophy Semifinalist, Faison led the Irish with six receptions and 83 yards in the win over Boise State.
- He paced the Irish at Arkansas with seven receptions for 89 yards, and adding one pass on a fake punt for 40 yards. He accounted for six first downs on the day.
- The completed pass on the fake punt was the first pass completion from scrimmage as Faison also threw a two-point conversion in the 2025 CFP National Championship game.
- Faison registered 105 receiving yards and a touchdown with five catches in the win over Purdue for the second 100+ yard receiving game of his career.
- He was named as the Burlsworth Trophy Walk-On of the Week for his performance against Purdue.
- Faison was also named the Burlsworth Trophy Walk-On of the Week in the 2024 season for his impact on offense and on special teams in the 31-24 win over No. 15 Louisville.

## RUNNING BACKS

- The Irish return what is arguably the best one-two punch in the backfield with juniors **Jeremiyah Love** and **Jadarian Price**. The duo was among the top in all of FBS a season ago as the pair both averaged over 6.0 yards per carry. Notre Dame was one of just two teams with two players in the Top 25 (Love ninth, Price 24th) in 2024, and the Irish were the only team with two running backs in the Top 25. (see page 22 for more on Love and Price)
- Love and Price were named to the Midseason Watch List for the Pony Express Award, which honors college football's most outstanding tandem regardless of position.

- The running back room depth continues with sophomore **Aneyas Williams**, who proved to be one of the best third-down threats both rushing and receiving, junior **Gi'Bran Payne** and freshman **Nolan James Jr.**

### LOVE IS A MANY-SPLENDORED THING

- Jeremiyah Love** entered the season as a preseason All-America First Team selection by Walter Camp, Sporting News, the Associated Press, *The Athletic*, ESPN, CBS Sports, Athlon Sports and Phil Steele.
- He was named to the Midseason First Team All-America list by Sports Illustrated and was a Midseason All-America Second Team selection by The Associated Press.
- Love also earned a spot on the Maxwell Award Watch List, Walter Camp Player of the Year Watch List and Doak Walker Award Preseason List.
- A Capital One Orange Bowl-FWAA Courage Award nominee, Love was named as a Maxwell Award Semifinalist and a Walter Camp Player of the Year Semifinalist in November.
- Love earned AP National Player of the Week and Doak Walker National Running Back of the Week honors after a marquee performance against USC. He registered a career-best 228 rushing yards - the most by an Irish player at Notre Dame Stadium in program history - and finished the game with 265 yards from scrimmage, the most by a Notre Dame player against USC since at least 1996.
- He is in the top five all-time in program history in career touchdowns (38) and top six all-time in career rushing touchdowns (32) in just 39 career games.
- He is third in FBS for total touchdowns in 2025 with 17 - 14 rushing and three receiving.
- Love registered his fifth game of the 2025 season with 100+ rushing yards with 147 yards on 23 carries to average 6.4 yds/attempt against Pittsburgh.
- He eclipsed 1,000 rushing yards this season with his performance at Pittsburgh and became just the sixth player in Notre Dame history to have multiple 1,000-yard rushing seasons - the first since Kyren Williams (2020, 2021).
- He posted his sixth multi-touchdown game of the season with a pair of rushing TDs in the win over Navy.
- Love rattled off a 94-yard rushing touchdown at Boston College to become the first player in program history with two 90-yard rushing TDs in a career (98-yard TD vs Indiana, 2024).
- It was the longest rush by any FBS player this weekend, and the longest of the FBS season since September 13.
- With 86 rushing yards against NC State, he crossed the 2,000-career rushing yard threshold, becoming the fourth-fastest player in program history to do so, and the second fastest Notre Dame player to achieve the feat in the modern era.

## OFFENSE NOTRE DAME RECORDS

### Rushing Yards - Season

1,437	Vagas Ferguson	1979
1,430	Josh Adams	2017
1,394	Allen Pinkett	1983
1,343	Reggie Brooks	1992
1,341	Audric Estimé	2023

### Rushing Attempts - Season

301	Vagas Ferguson	1979
275	Allen Pinkett	1984
264	Autry Denson	1997
261	Ryan Grant	2002
255	Darius Walker	2006
255	Allen Pinkett	1985

### Rushing Yards Per Game - Season

130.6	Vagas Ferguson	1979
126.7	Allen Pinkett	1983
122.1	Reggie Brooks	1992
117.4	Phil Carter	1980
111.8	Audric Estimé	2023

### Rushing Touchdowns - Season

18	Audric Estimé	2023
17	Riley Leonard	2024
17	Jeremiyah Love	2024
17	Allen Pinkett	1984
17	Vagas Ferguson	1979

### Receiving Yards - Season

1,496	Golden Tate	2009
1,258	Will Fuller	2015
1,249	Jeff Samardzija	2005
1,149	Maurice Stovall	2005
1,147	Michael Floyd	2011

### Receptions - Season

100	Michael Floyd	2011
93	Golden Tate	2009
79	Michael Floyd	2010
78	Jeff Samardzija	2006
77	Jeff Samardzija	2005
77	Tome Gatewood	1970

### Receiving Yards Per Game - Season

124.7	Golden Tate	2009
123.1	Jim Seymour	1966
113.6	Michael Floyd	2009
112.3	Tom Gatewood	1970
104.1	Jeff Samardzija	2005

### Touchdown Receptions - Season

15	Will Fuller	2015
15	Golden Tate	2009
15	Rhema McKnight	2006
15	Jeff Samardzija	2005
14	Will Fuller	2014

### Passing Yards - Season

3,919	Brady Quinn	2005
3,722	Jimmy Clausen	2009
3,445	Everett Golson	2014
3,426	Brady Quinn	2006
3,257	Tommy Rees	2013

### Passing Yards Per Game - Season

326.6	Brady Quinn	2005
310.2	Jimmy Clausen	2009
265.0	Everett Golson	2014
263.5	Brady Quinn	2006
250.5	Tommy Rees	2013

THE OFFENSE

- Love posted a four-yard rushing touchdown for the 30th TD of his career while registering the seventh 100+ yard rushing game of his career in the win over Boise State.
- He scored two rushing and two receiving touchdowns in the first half of the win at Arkansas, becoming the first Notre Dame player in the last 30 years to find the endzone four times in a single half.
- With a rushing and receiving TD in the first quarter at Arkansas, Love became the first Irish player since Kyren Williams against North Carolina in 2020 posted a rushing and receiving TD in the opening quarter of the game.
- Love's four TDs were the most by any FBS player on the weekend, and he was one of only two FBS players to amass four TDs in a half in 2025.
- Love posted a career-high 157 rushing yards and added a pair of touchdowns in the Purdue win. He averaged 8.3 yards per carry, needing just 19 touches to establish his new career-high mark. Love was the only FBS player to both total 157 or more rushing yards and score a touchdown against a Power 4 opponent that weekend.
- Love showcased his rushing and receiving in a major way against Texas A&M as he totaled 94 rushing yards with a rushing touchdown and added 53 receiving yards and a touchdown reception. He was the only running back of the weekend with a rushing touchdown, a receiving touchdown, more than 65 rushing yards and more than 52 receiving yards.
- Love was key in Notre Dame's battle to the final plays with Texas A&M, which included being responsible for 63 yards of a 75-yard touchdown drive that culminated in Love making a one-handed grab for a touchdown.
- Love was responsible for seven of Notre Dame's 23 first downs on the evening against Texas A&M.
- The St. Louis, Missouri product ran for 1,125 yards and averaged 6.9 yards per carry in 2024 with 17 rushing touchdowns. He added 237 receiving yards with two touchdowns to amass 1,362 total yards and 19 touchdowns.
- Ranked as the top running back ahead of the 2025 season by Pro Football Focus, he was rated as the second-most valuable running back in college football in 2024 by PFF and had a 38 percent forced missed tackle rate.
- Among all FBS players, Price ranks 16th in total touchdowns (12), 35th in yards per carry (5.72) and 36th in rushing touchdowns (9). Among all players with two kickoff return touchdowns this season, he ranks first in total touchdowns from scrimmage (10) and second in total offensive yards from scrimmage (636).
- He was named to the Jet Award Midseason Watch List (most outstanding return specialist in all of college football) and was the Paul Hornung Award National Player of the Week (most versatile player in college football) after his performance against USC.
- Price broke through contact from five different defenders to rumble for a 49-yard touchdown run, cementing a win over Boise State.
- Price posted his third-consecutive multi-touchdown game of the season with a rushing TD and a receiving TD in the victory at Arkansas. He finished the game with 121 all-purpose yards - 86 rushing and 35 receiving.
- It was the first game of his career with both a rushing and receiving touchdown in the same contest.
- Against Purdue, Price had 142 yards on kickoff returns and 74 rushing yards for four touchdowns, marking the most TDs for an Irish player since 2023. was the only FBS player this weekend to total four touchdowns across different phases.
- He was named Honorable Mention Earl Campbell Tyler Rose Player of the Week for his Purdue performance.
- Price registered the second game of his career with two rushing touchdowns in Notre Dame's contest against Texas A&M.
- He had 746 yards on 120 carries to average 6.2 yards per rush with seven TDs in 2024.
- In 2024, Price had a career-high 111 yards on 12 carries with a touchdown in a win at Southern Cal.

WHERE THERE'S A WILL, THERE'S A WAY

- Aneyas Williams** joins teammates Jeremiyah Love and Jadarian Price as a 2025 Doak Walker Award Preseason candidate.
- A dual threat both running and receiving for the Irish in his freshman season, Williams complements the Notre Dame running back room.
- He was a key part of the team's Orange Bowl victory over No. 6 Penn State in the CFP Semifinal a season ago with five receptions for 66 yards and two carries for 17 yards.
- Williams had a pair of third-down conversions in the CFP First Round home victory over No. 10 Indiana.

THE PRICE IS RIGHT

- Jadarian Price** came into the 2025 season as a Doak Walker Award Preseason candidate after an impactful 2024 season.
- He was named as a finalist for the 2025 Paul Hornung Award, which is given annually to the most versatile player in major college football.

OFFENSE  
NOTRE DAME RECORDS

Touchdown Passes - Season

37	Brady Quinn	2006
34	Ian Book	2019
32	Brady Quinn	2005
29	Everett Golson	2014
28	Jimmy Clausen	2009
27	Tommy Rees	2013
26	DeShone Kizer	2016
25	Jack Coan	2021
25	Jimmy Clausen	2008
24	Sam Hartman	2023
22	Drew Pyne	2022

Touchdowns - Season

20	Jerome Bettis	1991
19	Jeremiyah Love	2024
18	Audric Estimé	2023
18	Golden Tate	2009
18	Allen Pinkett	1984
18	Allen Pinkett	1983
17	<b>Jeremiyah Love</b>	2025
17	Riley Leonard	2024
17	Kyren Williams	2021
17	Vegas Ferguson	1979
16	Bill Downs	1905
15	Will Fuller	2014
15	Rhema McKnight	2006
15	Jeff Samardzija	2005
15	Autry Denson	2005
15	Louis (Red) Salmon	1903

Points Responsible - Season

234	Brady Quinn (2 rush/37 pass TD)	2006
228	Ian Book (4 rush/34 pass TD)	2019
226	Everett Golson (8 rush/29 pass TD, 2 2pt)	2014
204	DeShone Kizer (8 rush/26 pass TD)	2016
198	Brady Quinn (1 rush/32 pass TD)	2005
188	DeShone Kizer (10 rush/21 pass TD, 1 2pt)	2016
186	Jimmy Clausen (3 rush/28 pass TD)	2009
182	Brandon Wimbush (14 rush/16 pass TD, 1 2pt)	2017
162	Jack Coan (2 rush/25 pass TD)	2021
162	Tommy Rees (27 pass TD)	2013
162	Rick Mirer (9 rush/18 pass TD)	1991

Points Scored - Season

120	Jerome Bettis (20 TD)	1991
116	Jeremiyah Love (19 TD, 2 2pt conv.)	2024
110	Allen Pinkett (18 TD, 2 2pt conv.)	1983
108	Audric Estimé (18 TD)	2023
108	Jonathan Doerer (57 PAT, 17 FG)	2019
108	Golden Tate (18 TD)	2009
108	Allen Pinkett (18 TD)	1984
106	Spencer Shrader (61 PAT, 15 FG)	2023
105	Louis (Red) Salmon (15 TD, 30 PAT)	1903
104	Kyren Williams (17 TD)	2021
102	Vagas Ferguson (17 TD)	1979
100	Jonathan Doerer (52 PAT, 16 FG)	2021

Total Offense Yards - Season

4,009	Brady Quinn (3,919 pass/90 rush)	2005
3,767	Riley Leonard (2,861 pass/906 rush)	2024
3,728	Everett Golson (3,445 pass/283 rush)	2014
3,627	Jimmy Clausen (3,722 pass/-95 rush)	2009
3,580	Ian Book (3,034 pass/546 rush)	2019
3,497	Brady Quinn (3,426 pass/71 rush)	2006
3,404	DeShone Kizer (2,884 pass/520 rush)	2015
3,397	DeShone Kizer (2,925 pass/472 rush)	2016
3,315	Ian Book (2,830 pass/485 rush)	2020
3,217	Jarious Jackson (2,753 pass/464 rush)	1999
3,201	Tommy Rees (3,257 pass/-56 rush)	2013





JEREMIAH LOVE



NO. 4

RB

JEREMIAH LOVE

LOVE RANKS THIRD IN THE NATION  
IN RUSHING YARDS PER GAME (113.5)  
6 THIRD IN TOTAL TOUCHDOWNS (17)

ONLY PLAYER IN THE COUNTRY IN THE TOP THREE IN BOTH CATEGORIES



LEADS ALL FBS PLAYERS WITH AT LEAST  
175 TOUCHES WITH 6.9 YARDS PER TOUCH

AGAINST  
**AP TOP 25  
TEAMS**  
IN 2025

AGAINST AP TOP 25 TEAMS IN 2025, HE HAS A  
COMBINED 638 YARDS FROM SCRIMMAGE, FOUR  
TOUCHDOWNS, ZERO FUMBLES AND AVERAGES 6.7  
YARDS PER TOUCH.

RANKS FOURTH IN ALL-PURPOSE YARDS PER GAME (140.9), FOURTH IN RUSHING TOUCHDOWNS (14),  
FOURTH IN RUSHING YARDS (1,135), FIFTH IN SCORING (10.2), TOTAL POINTS (102).



## JEREMIAH LOVE

### THE STORY OF LOVE

- Jeremiah Love continues to prove that he is among the nation's elite while cementing his legacy as one of the best running backs to ever compete for the storied Notre Dame football program.
- He was named as a **Maxwell Award** Semifinalist and a **Walter Camp Player of the Year** Semifinalist.
- Through ten games, Love averages 140.9 yards from scrimmage per game, 6.4 yards per rush and 10.5 yards per catch in the 2025 season.
- Against AP Top 25 teams in 2025, he has a combined 638 yards from scrimmage, four touchdowns, zero fumbles and averages 6.7 yards per touch.
- He is in the top five all-time in program history in career touchdowns (38) and top six all-time in career rushing touchdowns (32) in just 39 games.
- Love surpassed 1,000 rushing yards for the 2025 season, needing **just 158 carries** to reach the plateau in a shared backfield for the Irish.
- He has six games in 2025 with **multiple touchdowns** and **leads all FBS players** with at least 175 touches with **6.9 yards per touch**.
- His 14 rushing touchdowns in 2025 **is more than 46 FBS programs' team rushing touchdown total for the season**, including 20 Power 4 teams.
- He ran for 147 yards with a 56-yard touchdown against No. 23 Pittsburgh, who had entered the game with the third-ranked rushing defense in the nation and had allowed an average of 80.9 rushing yards per game as a team.
- He became the **first player in program history** to collect two 90-yard rushing touchdowns in a career with a 98-yard effort against Indiana in the College Football Playoff in 2024 and a 94-yard score at Boston College in 2025.
- Love racked up **228 rushing yards on 24 carries** to average **9.5 yards per carry** in a 34-24 win over No. 20 USC in the Jeweled Shillelagh rivalry contest.
- He is one of three FBS players with 20+ carries and 9.5 yards per rush in a single game and is the **only player to accomplish the feat against a ranked opponent** in 2025.
- The 228 rushing yards Love put up against USC are the most for a Notre Dame player in a single game in Notre Dame Stadium history. The Irish have played 513 games in the House That Rockne built, which opened in 1930.
- Love's 134 first-half rushing yards against the Trojans were the most in the opening half for Notre Dame since Julius Jones posted 171 in the win over Stanford on November 29, 2003.
- His 265 yards from scrimmage are the most by a Notre Dame player against USC since at least 1996 and the second-most since 1996 (Golden Tate, 275 against Washington on October 3, 2009).

- He was named as the **Doak Walker National Running Back of the Week** and the **Associated Press National Player of the Week** after his performance against USC.
- With a 24-yard run in the third quarter against NC State, Jeremiah Love became the **second-fastest Notre Dame running back** in the modern era and **fourth-fastest in program history** to reach **2,000 career rushing yards**. Love needed just **329 carries** to eclipse the 2,000 rushing yard plateau.
- Against the Wolfpack, Love registered a pair of rushing touchdowns to **surpass 30 career TDs** and **25 career rushing TDs** in an Irish uniform - both of which put him in the top ten in Notre Dame football history.
- Love totaled 103 rushing yards with a rushing touchdown, his second 100+ yard rushing game of the season and seventh of his career, in the win over the Boise State.
- His Boise State performance marked his fourth-consecutive game of the 2025 season with 100+ all-purpose yards.
- Against Arkansas, Love scored **four touchdowns in the first half** (two rushing, two receiving). He became the first player in Notre Dame history to score four in a single half since 1996 and only the **eighth player all-time to find the endzone four times in a single game**.
- His performance against the Razorbacks was his first career game with multiple receiving touchdowns, and he averaged a touchdown one in every 4.75 touches in the victory.
- Against Purdue, Love established a career-high in rushing yards with **157 yards on 19 carries** to average **8.3 yards per carry** in the win over the Boilermakers.
- With a first-quarter rushing touchdown, Love reached 20 career rushing TDs in an Irish uniform.
- Love accounted for 63 of the 75 yards during Notre Dame's fourth scoring drive of the game in the second quarter, including a 12-yard run and 36-yard touchdown reception against Texas A&M.
- He finished the game against the Aggies with 147 all-purpose yards with a rushing and receiving touchdown in the contest.
- It was his third-career game with a receiving and rushing touchdown in the same contest and the first of the season.

## NATIONAL STAT RANKINGS

Among All FBS Players - 2025 Season		
Rank	Category	Value
3rd	Points Per Game by Running Back	10.2
3rd	Total Touchdowns	17
3rd	Rushing Yards Per Game	113.5 yds/gm
3rd	Scrimmage Yards Per Game	140.9 yds/gm
4th	Rushing Touchdowns	14
4th	Net Rushing Yards	1,135
4th	All-Purpose Yards	140.90 yds/gm
5th	Scoring	10.2 pts/gm
6th	Total Points Scored	102

Career Active Leaders Among All FBS Players		
Rank	Category	Value
3rd	Points Per Game by Running Back	5.9
4th	Highest Gain Per Rush	6.4
4th	Total TDs Scored	38
6th	Career Rushing Touchdowns by RB	32

## NOTRE DAME RANKINGS

20-Yard Rushes - Career (since 1973)		
31	Autry Denson	1995-98
28	Julius Jones	1999-2001, 2003
27	Josh Adams	2015-17
25	Vagas Ferguson	1976-79
<b>23</b>	<b>Jeremiah Love</b>	<b>2023-present</b>
21	Randy Kinder	1993-96
20	Audric Estimé	2021-23
20	Lee Becton	1991-94
19	Tony Rice	1987-89
18	Allen Pinkett	1982-85
17	Cierre Wood	2010-12
17	Jerome Bettis	1990-92
16	Brandon Wimbush	2015-18
15	Dexter Williams	2016-18
15	Jarious Jackson	1996-99
15	Jerome Heavens	1975-78

100-Yard Rushing Games - Career		
22	Autry Denson	1995-98
21	Allen Pinkett	1982-85
15	Josh Adams	2015-17
15	Darius Walker	2004-06
12	Vagas Ferguson	1976-79
11	Randy Kinder	1993-95
<b>10</b>	<b>Jeremiah Love</b>	<b>2023-present</b>
10	Julius Jones	1999-2001, 2003
9	Audric Estimé	2021-23
9	Phil Carter	1979-82
9	Jerome Heavens	1975-78
8	Lee Becton	1991-94

Rushing Touchdowns - Career		
49	Allen Pinkett	1982-85
43	Autry Denson	1995-98
36	Louis Salmon	1900-03
<b>32</b>	<b>Jeremiah Love</b>	<b>2023-present</b>
32	Vagas Ferguson	1976-79
32	Anthony Johnson	1986-89
30	Stan Cofall	1914-16
29	Audric Estimé	2021-23
29	Neil Worden	1951-53
27	Jerome Bettis	1990-92
26	Emil Sitko	1946-49
26	Julius Jones	1999-2001

## DYNAMIC DUO

- The running back duo of Jeremiah Love and Jadarian Price are an unmatched one-two punch among FBS programs.
- The pair were named to the Midseason Watch List for the Pony Express Award, which honors college football's most outstanding tandem regardless of position.
- Through ten games, Love has 14 rushing touchdowns with three receiving touchdowns while Price has nine rushing TDS, one receiving TD and two kickoff return touchdowns.
- The Irish have posted 12 wins in 13 games when Love and Price have both scored at least one touchdown in the same game:
  - W, 56-3 vs Tennessee State - Sept. 3, 2023
  - W, 23-14 at Texas A&M - Aug. 31, 2024
  - W, 66-7 at Purdue - Sept. 14, 2024
  - W, 49-7 vs Stanford - Oct. 12, 2024
  - W, 52-3 vs Florida State - Nov. 9, 2024
  - W, 49-14 vs Army - Nov. 23, 2024
  - W, 49-35 at USC - Nov. 30, 2024
  - L, 40-41 vs Texas A&M - Sept. 13, 2025
  - W, 56-30 vs Purdue - Sept. 20, 2025
  - W, 56-13 at Arkansas - Sept. 27, 2025
  - W, 28-7 vs Boise State - Oct. 4, 2025
  - W, 34-24 vs USC - Oct. 18, 2025
  - W, 49-10 vs Navy - Nov. 8, 2025
- In 2024, Love set the Notre Dame record for most consecutive games with a rushing touchdown and most consecutive games to start a season with a touchdown with 13. That mark surpassed Wayne Bullock's mark of 11 consecutive games with a rushing touchdown, which spanned from 1973-74 while also breaking Autry Denson's record of 10-straight games to open a season with a rushing TD set in 1998.
- Love was the only FBS player to score a rushing TD in every regular season game in the 2024 season.
- Love had five games in 2024 with 100+ rushing yards - at Purdue (109), vs Navy (102), vs Virginia (137), vs Army (130) and vs Indiana (108).
- Jadarian Price had 746 yards on 120 carries to average 6.2 yards per rush with seven TDs in 2024.
- Price had a career-high 111 yards on 12 carries with a touchdown in a win at Southern Cal for the first 100+ yard rushing game of his career.
- Earlier in the 2024 season, he posted his first multi-touchdown game of his career with a pair of TDs on 10 carries in a victory over No. 18 Army.
- The pair have combined for 19 instances of at least 100 all-purpose yards in the past two seasons.
  - Jeremiah Love - 127 at Purdue (9/14/24)
  - Jeremiah Love - 100 vs Navy (10/26/24)
  - Jeremiah Love - 139 vs Virginia (11/16/24)
  - Jeremiah Love - 136 vs Army (11/23/24)
  - Jeremiah Love - 137 at USC (11/30/24)
  - Jadardian Price - 110 at USC (11/30/24)
  - Jeremiah Love - 126 vs Indiana (12/20/24)
  - Jeremiah Love - 147 vs Texas A&M (9/13/25)
  - Jeremiah Love - 157 vs Purdue (9/20/25)
  - Jadarian Price - 216 vs Purdue (9/20/25)
  - Jeremiah Love - 127 at Arkansas (9/27/25)
  - Jadarian Price - 121 at Arkansas (9/27/25)
  - Jeremiah Love - 114 vs Boise State (10/4/25)
  - Jadarian Price - 105 vs NC State (10/11/25)
  - Jeremiah Love - 265 vs USC (10/18/25)
  - Jadarian Price - 209 vs USC (10/18/25)
  - Jeremiah Love - 166 at Boston College (11/1/25)
  - Jeremiah Love - 121 vs Navy (11/8/25)
  - Jeremiah Love - 167 at Pittsburgh (11/15/25)



**JEREMIAH LOVE**



**JADARIAN PRICE**

## RUNNING BACKS NOTRE DAME RECORDS

### Running Back Receptions - Season

56	Darius Walker	2006
50	Armando Allen	2008
43	Darius Walker	2005
42	Kyren Williams	2021
37	Bob Gladieux	1968
36	Theo Riddick	2012
35	Kyren Williams	2020
30	Autry Denson	1997
29	Joe Heap	1952
28	Jeremiah Love	2024
28	Armando Allen	2009
28	Allen Pinkett	1983

### Running Back Receiving Yards - Season

442	Bob Gladieux	1968
442	Jim Morse	1956
424	Jim Morse	1955
407	Joe Heap	1952
391	Darius Walker	2006
370	Theo Riddick	2012
369	Joe Heap	1954
361	Marc Edwards	1995
359	Kyren Williams	2021
355	Armando Allen	2008

### Running Back Touchdown Receptions - Season

5	Joe Heap	1953
4	Coley O'Brien	1968
4	Bob Scarpitto	1959
3	Kyren Williams	2021
3	Tony Fisher	1995
3	Marc Edwards	1995
3	Ray Zellars	1993
3	Jim Morse	1955
3	Jim Morse	1954
3	<b>Jeremiah Love</b>	<b>2025</b>

### Running Back Touchdown Receptions - Career

7	Joe Heap	1951-54
7	Jim Morse	1951-54
6	<b>Jeremiah Love</b>	<b>2023-present</b>
6	Bob Gladieux	1966-68
5	Tony Fisher	1998-01
5	Marc Edwards	1993-96
5	Ray Zellars	1991-94
5	Bob Scarpitto	1958-60
4	Kyren Williams	2019-21
4	Coley O'Brien	1966-68
4	Rocky Bleier	1965-67
4	Nick Eddy	1964-66

### Rushing Attempts - Season

301	Vagas Ferguson	1979
275	Allen Pinkett	1984
264	Autry Denson	1997
261	Ryan Grant	2002
255	Darius Walker	2006
255	Allen Pinkett	1985
253	Darius Walker	2005
252	Allen Pinkett	1983
251	Autry Denson	1998
233	Al Hunter	1976



## SPECIAL TEAMS

### CREATING CHAOS

- Special teams coordinator Marty Biagi enters his third season with the Irish and continues to dial up the production and execution of all facets of special teams.
- For the second-consecutive year under Biagi, the Irish did not allow a punt to be blocked on the kicking side in 2024.
- The 2025 Irish are ranked third in kickoff returns (30.75) and 12th in net punting (42.55) among FBS programs.
- The 2024 squad ranked first nationally (tied) in blocked kicks (6), second in blocked punts (3), and fifth in kickoff return defense (15.61).
- The Irish allowed just 4.15 yards per punt return a season ago to rank 15th among all FBS programs.
- The 2024 Irish set a new program record for defensive kick return average (15.6) and had the fourth-best defensive punt return average (4.15) in program history.

### KICKERS/PUNTERS

- Senior **James Rendell** and junior **Marcello Diomede** return for the Irish in 2025 while senior transfer **Noah Burnette** and freshman **Erik Schmidt** round out the kicking/punting responsibilities.
- James Rendell** was selected to the Ray's 8 by the Ray Guy Award before being named as the Ray Guy Award Punter of the Week following his performance against USC.
- Rendell was also named as a Ray Guy Award Semifinalist.
- Against the Trojans, he averaged 49.0 yards per punt with a 55-yard effort and three punts inside the 20-yard line.
- Rendell has 18 punts for 818 yards to average 45.4 yards per punt in 2025. He has two 55-yard punts on the season (Miami, USC).
- He served as the punter for the Irish a season ago. An Australian Football League player turned American football player, Rendell had 50 punts for 2,091 yards to average 48.1 yards per punt.
- Rendell placed 24 punts inside the 20-yard line and posted eight punts of 50+ yards with eight games with zero touchbacks in 2024.
- Schmidt** has taken 54 kickoffs for the Irish this fall and averages 64.3 yards per kickoff.
- He has also converted 24 PATs in 2025 for the Irish. He was ranked as the No. 1 kicker in the nation by 247Sports Composite and was the No. 1 ranked punter in the country by Kohl's Kicking.
- Diomede** has taken 13 kickoffs of the 2025 season for the Irish and is averaging 64.8 yards per kickoff. He made four appearances in an Irish uniform and has a four PATs to his name. He added a kickoff a season ago for 55 yards.
- Burnette** has converted 20 PATs and has hit five field goals for the Irish in 2025. His 48-yd FG against NC State was the longest FG of his tenure in an Irish uniform to-date.

- He was named to the 2024 Lou Groza Award Preseason Watch List while competing as the kicker at North Carolina. He was a Lou Groza Star of the Week and ACC Specialist of the Week after connecting on all four FG attempts - including a 52-yard game-winning FG - against Minnesota.
- Burnette has connected on 54 field goals and 158 PATs over his career. He also has taken 63 kickoffs for 3,917 yards to average 62.2 yards per kickoff.
- Burnette was named as a Second-Team All-ACC selection at the conclusion of the 2023 season.

### KICK COVERAGE

- Sophomore **Loghan Thomas** registered the first blocked kick of his career against Texas A&M while freshman **Tae Johnson** collected the loose ball for a 20-yard touchdown return.
- Last season, the Irish wreaked havoc on punt and kick coverage, and **Bryce Young** led the way. Then a true freshman, he ranked second in the nation (tied) in blocked kicks with three on the year (two blocked field goals and a blocked punt). He was one of three players in the nation with three or more blocked kicks, and the only freshman. The other two were seniors.
- Adon Shuler**, **Jason Onye** and **Preston Zinter** each added a blocked kick in the 2024 season as the Irish notched six blocked kicks a year ago.
- Luke Talich** added a highlight reel-worthy tackle in coverage on punt coverage. The junior had an immediate hit for a tackle and a return of zero yards by Penn State in the third quarter of the Orange Bowl.

### KICK/PUNT RETURN

- Jordan Faison**, **Jeremiyah Love** and **Aneyas Williams** all reported for duty on the kickoff return line for the Irish in 2024. Faison registered a 43-yard kickoff return on a reverse in the Irish victory over Indiana in the College Football Playoff First Round.
- Love and Williams each posted a fair catch on the kickoff return line.
- Jadarian Price** continues to demonstrate his abilities on special teams as he has two 100-yard kickoff returns for touchdowns this season (Purdue, USC).
- Price was named to the Jet Award Midseason Watch List (most outstanding return specialist in all of college football) and was the Paul Hornung Award National Player of the Week (most versatile player in college football) after his performance against USC.
- Price had a 99-yard kick return against USC for a touchdown in the 2023 season.
- He is tied for second all-time in kickoff returns for touchdowns in Notre Dame history with three. He joins Tim Brown, Allen Rossum and CJ Sanders for second all-time, trailing only Raghbi Ismail's five.

## SPECIAL TEAMS NOTRE DAME RECORDS

### Longest Successful Field Goal

54	Spencer Shrader at Louisville	10-7-23
54	Spencer Shrader at NC State	9-9-23
53	Spencer Shrader at Louisville	10-7-23
53	Kyle Brindza vs Arizona State	10-5-13
53	Dave Reeve vs Pittsburgh	9-11-76

### Field Goals Made - Season

23 (of 31)	Kyle Brindza	2012
21 (of 28)	John Carney	1986
20 (of 26)	Kyle Brindza	2013
19 (of 22)	Mike Johnston	1982
18 (of 19)	David Ruffer	2010
18 (of 23)	Harry Oliver	1980

### Extra Points Made - Season

61 (of 62)	Spencer Shrader	2023
57 (of 57)	Jonathan Doerer	2019
55 (of 55)	Justin Yoon	2017
54 (of 54)	Mitch Jeter	2024
52 (of 53)	Jonathan Doerer	2021
52 (of 54)	D.J. Fitzpatrick	2005

### Longest Punt

79	Hunter Smith at Arizona State	10-10-98
77	Craig Hentrich vs Colorado (Orange Bowl)	1-1-91
75	Jon Sot at Ohio State	9-3-22
75	Blair Kiel at Michigan State	10-2-82
72	Jay Bramblett vs Wisconsin (Soldier Field)	9-25-21
71	Tyler Newsome vs Michigan State	9-17-16

### Punt Average - Season

45.4	Geoffrey Price	2006
45.1	Bryce McFerson	2023
44.9	Craig Hentrich	1990
44.7	Tyler Newsome	2018
44.6	Craig Hentrich	1989

### Punt Return Yards - Season

459	Nick Rassas	1965
447	Tom Schoen	1967
405	Frank Carideo	1929
401	Tim Brown	1987
392	Joey Getherall	2000

### Punt Return Touchdowns - Season

3	Allen Rossum	1996
3	Tim Brown	1987
3	Nick Rassas	1965
2	Tom Zbikowski	2005
2	Joey Getherall	2000
2	Ricky Watters	1988

### Kick Return Yards - Season

915	George Atkinson III	2011
849	Theo Riddick	2009
780	George Atkinson III	2013
761	Amir Carlisle	2014
725	C.J. Sanders	2016

### Kick Return Touchdowns - Season

2	<b>Jadarian Price</b>	2025
2	C.J. Sanders	2016
2	George Atkinson III	2011
2	Allen Rossum	1997
2	Raghbi Ismail	1989
2	Raghbi Ismail	1988
2	Tim Brown	1986
2	Nick Eddy	1966
2	John Lattner	1953
2	Paul Castner	1922



## GAME DAY AT A GLANCE

- Saturday afternoon will mark the 12th meeting between Notre Dame and Syracuse. The series stands with an 8-3-0 Notre Dame advantage all-time.
- The Irish are 3-1-0 all-time at home against the Orange.
- It is the first meeting between Marcus Freeman and Fran Brown as head coaches.
- The Irish are 1-0 against the Orange under Freeman after a 41-24 win over No. 16 Syracuse at JMA Wireless Dome, which is also the most-recent meeting between the two programs.
- The two coaches have been on opposing sidelines on two occasions - when Freeman was an assistant at Kent State while Brown was an assistant at Temple in 2011 and again when Freeman was an assistant at Cincinnati while Brown was an assistant at Temple during the 2019 season.
- The two teams last faced off in Notre Dame Stadium on December 5, 2020 when the Irish took a 45-21 win.
- Notre Dame is 223-84-3 all-time against current ACC members with a 118-32-0 record in home games.
- The Irish are 15-2 against ACC opponents under head coach Marcus Freeman (excludes 2022 contests against Cal and Stanford and 2023 game against Stanford as both teams were active members in the Pac-12).
- Notre Dame is 9-0 against ACC members at Notre Dame Stadium under Freeman.
- Prior to the game, 33 members of the football team will take part in this year's Senior Day recognition.

## NOTRE DAME STADIUM

- Notre Dame Stadium has been the home of Irish football since 1930.
- The Irish are in their 97th season at Notre Dame Stadium in 2025.
- Notre Dame holds a 533-133-13 record at home all time.
- Seating capacity is listed as 77,622 while the playing surface is artificial field turf.
- The first six home games of the 2025 season were sold out, which were the 19th, 20th, 21st, 22nd, 23rd and 24th sell-outs of the Marcus Freeman era.

### SYRACUSE (8-3-0)

H: 3-1-0; A: 2-1-0; N: 3-1-0

Site	Year	Rank	Result	ND	Opp
Away	1914		W	20	0
Home	1961	-10	W	17	15
Yankee Stadium, Bronx, NY	1963		L	7	14
Away	2003		L	12	38
Home	2005	6-	W	34	10
Home	2008		L	23	24

MetLife Stadium, East Rutherford, NJ	2014	8-	W	31	15
MetLife Stadium, East Rutherford, NJ	2016		W	50	33
Yankee Stadium, Bronx, NY	2018	3-12	W	36	3
Home	2020	2-	W	45	21
Away	2022	-16	W	41	24



### FROM THE ARCHIVES

Kyren Williams posted 110 yards on 20 carries to eclipse the 1,000 yard mark for the season as Notre Dame took a 45-21 win over the Orange the last time Irish hosted Syracuse at Notre Dame Stadium.

## NEW YORK CONNECTION

- Mickey Brown (Southampton) is the only Irish player to hail from the state of New York

## STATISTICAL COMPARISON

### NATIONAL STATISTICAL RANKINGS

	NOTRE DAME	SYRACUSE
Rushing Offense	26th (192.5)	113th (117.7)
Passing Offense	29th (265.7)	50th (244.7)
Total Offense	18th (458.2)	82nd (362.4)
Scoring Offense	8th (38.3)	105th (22.3)
Rushing Defense	13th (99.3)	95th (163.4)
Passing Defense	77th (224.0)	121st (267.0)
Total Defense	29th (323.3)	123rd (430.4)
Scoring Defense	17th (18.4)	115th (31.5)
Net Punting	12th (42.55)	9th (43.10)
Punt Returns	31st (11.57)	104th (5.80)
Kickoff Returns	3rd (30.75)	90th (19.75)
Turnover Margin	10th (0.90)	128th (-1.00)
Time of Possession	58th (30:17)	93rd (29:05)

### NOTRE DAME VS. ACC OPPONENTS

Boston College .....	19-9-0
California .....	5-0-0
Clemson .....	3-5-0
Duke .....	6-2-0
Florida State .....	6-6-0
Georgia Tech .....	31-6-1
Louisville .....	3-2-0
Miami (FL) .....	18-8-1
NC State .....	3-2-0
North Carolina .....	21-2-0
Pittsburgh .....	52-21-1
SMU .....	10-3-0
Stanford .....	24-14-0
Syracuse .....	8-3-0
Virginia .....	5-0-0
Virginia Tech .....	3-1-0
Wake Forest .....	6-0-0
<b>Totals .....</b>	<b>223-84-3</b>



## THE LAST TIME - SYRACUSE

**SYRACUSE, N.Y.** – The University of Notre Dame football earned a 41-24 victory over No. 16 Syracuse in the JMA Wireless Dome Saturday afternoon. Notre Dame piled up 246 yards on the ground with five different ball carriers, scoring three times.

Audric Estimé led the ground attack with a career-high 20 carries for 123 yards and two scores. Logan Diggs added 85 yards on 20 attempts and scored his first rushing touchdown of the season.

Drew Pyne coordinated the offensive attack, going 9-for-19 for 116 yards and a touchdown. Michael Mayer led the receiving corps with three catches for 54 yards. Deion Colzie caught his first passes at Notre Dame, gaining 44 yards on three catches.

Defensively, the Irish were led by cornerback TaRiq Bracy who finished with six tackles. Linebacker JD Bertrand added five tackles and a tackle for loss in the win. Marist Liufau and Brandon Joseph each had an interception. Overall, the defense had eight tackles for loss in the win.



### FROM THE ARCHIVES

The Irish rushed for 246 yards and three touchdowns in a 41-24 win at Syracuse on October 29, 2022 in the most recent meeting between the two teams.

Score by Quarters	Q1	Q2	Q3	Q4	Total
Notre Dame (5-3)	7	14	3	17	41
No. 19 Syracuse (6-2)	7	0	10	7	24

Qtr	Time	Scoring Play	V-H
1st	14:53	ND - B. Joseph 29 yd interception return (B. Grupe kick)	7-0
	11:11	SYR - O. Gadsden II 13 yd pass from G. Shrader (A. Szmyt kick), 7-53, 03:34	7-7
2nd	08:23	ND - L. Diggs 3 yd rush (B. Grupe kick), 11-55, 06:25	14-7
	00:17	ND - J. Thomas 3 yd pass from D. Payne (B. Grupe kick), 6-61, 01:01	21-7
3rd	07:41	ND - B. Grupe 31 yd FG, 6-22, 02:54	24-7
	04:57	SYR - A. Szmyt 54 yd FG, 7-39, 02:44	24-10
	00:25	SYR - S. Tucker 4 yd rush (A. Szmyt kick), 6-67, 02:21	24-17
4th	09:11	ND - A. Estimé 11 yd rush (B. Grupe kick), 7-54, 03:43	31-17
	07:47	ND - A. Estimé 2 yd rush (B. Grupe kick), 1-2, 00:03	38-17
	05:44	SYR - D. Adams 13 yd pass from C. Del Rio-Wilson (A. Szmyt kick), 8-75, 02:03	38-24
	01:58	ND - B. Grupe 20 yd FG, 8-45, 03:45	41-24

### LEADERS - BOTH TEAMS

RUSHING	No.	Gain	Loss	Net	TD	LG	Avg
Estimé (ND)	20	124	1	123	2	28	6.2
Tucker (SYR)	16	65	5	60	1	21	3.8

PASSING	C-A-I	Yds	TD	Long	Sack
Pyne (ND)	9-19-1	116	1	37	1
Del Rio-Wilson (SYR)	11-22-1	190	1	30	3

RECEIVING	No.	Yds	TD	Long
Mayer (ND)	3	54	0	37
Gadsden II (SYR)	4	78	1	30

**TACKLES:** Bracy (ND) - 6, Jones (SYR) - 15

### TEAM STATISTICS

	NOTRE DAME	SYRACUSE
First Downs	22	15
Rushing Yards (Net)	246	61
Passing Yards (Net)	116	225
Total Offense	362	286
Penalties/Yards	7-60	3-30
Punts/Yards	5-200	6-192
Interceptions/Yards	2-29	1-34
Time of Possession	37:40	22:20
Third-Down Conversions	6-15	4-13
Fourth-Down Conversions	1-1	0-2
Red Zone Scores/Chances	6-6	3-3
Sacks by/Yards	4-18	1-1

## NOTRE DAME OPPOSING TEAM HOME FIELD ATTENDANCE RECORDS

Opponent	Stadium	Att. Record	Date	ND Rank	Opp Rank	Outcome
Miami	Hard Rock Stadium	66,793	8/31/2025	6	10	L, 24-27
Georgia	Sanford Stadium	93,246	9/21/2019	7	3	L, 17-23
Temple	Lincoln Financial Field	69,280	10/31/2015	9	21	W, 24-20
Michigan	Michigan Stadium	115,109	9/7/2013	14	17	L, 30-41
Air Force	Falcon Stadium	56,409	10/19/2002	7	18	W, 21-14
BYU	LaVell Edwards Stadium	66,247	10/16/1993	3		W, 45-20
Michigan State	Spartan Stadium	80,401	9/22/1990	1	24	W, 20-19
Northwestern	Ryan Field	55,752	10/27/1962		3	L, 6-35
Southern Cal	L.A. Memorial Coliseum	105,236	12/6/1947	1	3	W, 38-7

Sorted by date.

## NOTRE DAME ATTENDANCE RECORDS - NEUTRAL SITES

Opponent	Stadium	Att.	Date	ND Rank	Opp Rank	Outcome
Oregon State	Sun Bowl Stadium*	48,223	12/29/2023	15	21	W, 40-8
Navy	Aviva Stadium (Dublin, Ireland)	49,000	8/26/2023	13		W, 42-3
BYU	Allegiant Stadium	62,742	10/8/2022		16	W, 28-20
Boston College	Fenway Park	38,686	11/21/2015	5		W, 19-16
Syracuse	MetLife Stadium	76,802	9/27/2014	8		W, 31-15
Alabama	Hard Rock Stadium	80,120	1/7/2013	1	2	L, 14-42
Miami	Sun Bowl Stadium	54,021	12/31/2010			W, 33-17
Army	Yankee Stadium	54,251	11/20/2010			W, 27-3
Oregon State	Chase Field (Insight Bowl)	45,917	12/8/2004			L, 21-38
Army	Shea Stadium	61,000	10/9/1965	7		W, 17-0
Southern Cal	Soldier Field	120,000	11/26/1927			W, 7-6

\*Sun Bowl Stadium was reconfigured in 2021 and the capacity crowd number dropped from Notre Dame's appearance in 2010.

## NOTRE DAME ATTENDANCE NOTES

- Since Notre Dame began to establish its national brand in the 1920s, the Fighting Irish have been a sure-fire ticket selling game where ever their football schedule takes the team. Notre Dame owns attendance records at eight opponent home venues across the country.
- The Irish also own nine attendance records at active neutral site venues, which includes Allegiant Stadium, Soldier Field, Hard Rock Stadium, Aviva Stadium in Dublin, Ireland and Sun Bowl Stadium.

## EYES ON THE IRISH

The 2025 season-opener primetime matchup between Notre Dame and Miami drew 10.8 million viewers, which was ABC's second-best Sunday opener on record. The viewership trails only the 2016 Notre Dame vs. Texas contest. The game peaked with 11.8 million viewers.

Through the first eight weeks of the 2025 college football season, Notre Dame was the tenth-most watched team in college football according to Nielsen.

The in-person demand to watch the Irish set a new standard during the 2024 season. For just the second time in program history, more than one million people were in attendance for Notre Dame football contests with the other season coming in 2002. Additionally, the attendance number of 1,169,634 surpasses that 2002 mark for the highest attendance number in program history by more than 160,000 (previously 1,008,793).



2025 SCHEDULE/RESULTS

Date	ND Rank	Opp Rank	Opponent	Location	W/L	Score	Att	Leading Rusher	Leading Passer	Leading Receiver	Leading Tackler
8-31	6/5	10/10	at Miami	Hard Rock Stadium	L	24-27	66,793 (c)	Price (45)	Carr (221)	Raridon (97)	Stroman (9)
9-13	8/8	16/17	Texas A&M	Notre Dame Stadium	L	40-41	77,622 (c)	Love (94)	Carr (293)	Fields (77)	Shuler (7)
9-20	24/21		Purdue	Notre Dame Stadium	W	56-30	77,622 (c)	Love (157)	Carr (223)	Faison (105)	Stroman (6)
9-27	22/21		at Arkansas	Razorback Stadium	W	56-13	75,111	Price (86)	Carr (354)	Faison (89)	Shuler (9)
10-4	21/21		Boise State	Notre Dame Stadium	W	28-7	77,622 (c)	Love (103)	Carr (189)	Faison (83)	Viliamu-Asa/Ausberry (8)
10-11	16/16		NC State	Notre Dame Stadium	W	36-7	77,622 (c)	Love (86)	Carr (342)	Raridon (109)	Johnson/Bowen (7)
10-18	13/15	20/21	USC	Notre Dame Stadium	W	34-24	77,622 (c)	Love (228)	Carr (136)	Faison (60)	Shuler (11)
11-1	12/12		at Boston College	Alumni Stadium	W	25-10	44,500 (c)	Love (136)	Carr (299)	Faison (82)	Bowen (14)
11-8	10/10	NR/RV	Navy	Notre Dame Stadium	W	49-10	77,622 (c)	Love (94)	Carr (218)	Fields (97)	Ausberry (8)
11-15	9/9	23/23	at Pittsburgh	Acrisure Stadium	W	37-15	68,400 (c)	Love (147)	Carr (212)	Fields (99)	Sneed (6)
11-22	9/9		Syracuse	Notre Dame Stadium							
11-29			at Stanford	Stanford Stadium							

(c) designates capacity crowd attendance

NOTRE DAME SCHEDULE NOTES

- Notre Dame will play at two stadiums in 2025 which are also home to NFL franchises – Hard Rock Stadium and Acrisure Stadium.
- The Irish are slated to host three night games at Notre Dame Stadium, which matches the most in a regular season for the program.
- It is just the third season to feature three home night contests on the regular season slate of competition.
- Notre Dame hosted three night contests most recently in 2018 (7:30 p.m. ET vs No. 14 Michigan; 7:30 p.m. ET vs No. 7 Stanford; 7:30 p.m. ET vs Florida State) and earned the victory in each game. The program also hosted three night games in 2017 (7:30 p.m. ET vs No. 15 Georgia; 5:00 p.m. ET vs Miami (Ohio); 7:30 p.m. ET vs No. 11 Southern Cal).
- The Irish are also set to meet a pair of first-time opponents in 2025 – Arkansas and Boise State.

Since 2016, Notre Dame has played 20 games in NFL stadiums - eight postseason matchups and 12 regular-season contests. Note: L.A. Memorial Coliseum served as an NFL stadium from 2016-2019.

Date	Opponent	Site	Result	Notes
10-1-2016	Syracuse	MetLife Stadium	W, 50-33	
11-5-2016	Navy	Everbank Field	L, 27-28	
11-26-2016	Southern Cal	Los Angeles Memorial Coliseum	L, 27-45	
11-11-2017	Miami	Hard Rock Stadium	L, 8-41	
11-24-2018	Southern Cal	Los Angeles Memorial Coliseum	W, 24-17	
12-29-2018	Clemson	AT&T Stadium	L, 3-30	CFP Semifinal - Cotton Bowl Classic
10-24-2020	Pittsburgh	Heinz Field	W, 45-3	
12-19-2020	Clemson	Bank of America Stadium	L, 10-34	ACC Championship
1-1-2021	Alabama	AT&T Stadium	L, 14-31	CFP Semifinal - Rose Bowl Game
9-25-2021	Wisconsin	Soldier Field	W, 41-13	Shamrock Series
1-1-2022	Oklahoma State	State Farm Stadium	L, 35-37	Fiesta Bowl
10-8-2022	BYU	Allegiant Stadium	W, 28-20	Shamrock Series
11-12-2022	Navy	M&T Bank Stadium	W, 35-32	
12-30-2022	South Carolina	TIAA Bank Field	W, 45-38	Gator Bowl
10-19-2024	Georgia Tech	Mercedes-Benz Stadium	W, 31-13	
10-26-2024	Navy	MetLife Stadium	W, 51-14	
1-2-2025	Georgia	Caesars Superdome	W, 23-10	CFP Quarterfinal - Sugar Bowl
1-9-2025	Penn State	Hard Rock Stadium	W, 27-24	CFP Semifinal - Orange Bowl
1-20-2025	Ohio State	Mercedes-Benz Stadium	L, 23-34	CFP National Championship
8-31-2025	Miami	Hard Rock Stadium	L, 24-27	
11-15-2025	Pittsburgh	Acrisure Stadium	W, 37-15	



NOTRE DAME IN CURRENT NFL STADIUMS

Stadium	Appearances	W	L	NFL Team
Acrisure Stadium	2003, 2005, 2009, 2011, 2013, 2020, 2025 vs. Pitt	5	2	Pittsburgh Steelers (2001-current)
Allegiant Stadium	2022 vs. BYU	1	0	Las Vegas Raiders (2021-current)
AT&T Stadium	2013 vs. Arizona State, 2018 vs. Clemson (CFP Semifinal), 2020 vs. Alabama (CFP Semifinal)	1	2	Dallas Cowboys (2009-current)
Bank of America Stadium	2020 vs. Clemson (ACC Championship)	0	1	Carolina Panthers (1996-current)
Caesars Superdome	2024 vs. Georgia (2025 Sugar Bowl - CFP Quarterfinal)	1	0	New Orleans Saints (1975-current)
Fed Ex Field	1998, 2014 vs. Navy, 2011 vs. Maryland	3	0	Washington Commanders (1997-current)
Hard Rock Stadium	2012 vs. Alabama (BCS National Championship), 2017 vs. Miami, 2025 vs. Penn State (2025 Orange Bowl - CFP Semifinal), 2025 at Miami	1	3	Miami Dolphins (1987-current)
Lincoln Financial Field	2015 vs. Temple	1	0	Philadelphia Eagles (2003-current)
Lucas Oil Stadium	2014 vs. Purdue	1	0	Indianapolis Colts (2008-current)
Mercedes-Benz Stadium	2024 vs. Georgia Tech, 2024 vs. Ohio State (2025 CFP National Championship)	1	1	Atlanta Falcons (2017-current)
MetLife Stadium	2010 vs. Navy, 2014, 2016 vs. Syracuse, 2024 vs. Navy	3	1	NY Giants/NY Jets (2010-current)
M&T Bank Stadium	2002, 2006, 2008, 2022 vs. Navy	4	0	Baltimore Ravens (1998-current)
Nissan Stadium	2014 vs. LSU (Music City Bowl)	1	0	Tennessee Titans (1999-current)
Soldier Field	1992, 1994 vs. Northwestern, 2012 vs. Miami FL, 2021 vs. Wisconsin	4	0	Chicago Bears (1971-2001, 2003-current)
State Farm Stadium	2015 vs. Ohio State (Fiesta Bowl), 2022 vs. Oklahoma State (Fiesta Bowl)	0	2	Arizona Cardinals (2006-current)
Superdome	1980 vs. Georgia (Sugar Bowl), 1991 vs. Florida (Sugar Bowl), 2006 vs. LSU (Sugar Bowl)	1	2	New Orleans Saints (1975-2004, 2006-current)
TIAA Bank Field	1998 vs. Georgia Tech (Gator Bowl), 2002 vs. NC State (Gator Bowl), 2016 vs. Navy, 2022 vs. South Carolina (Gator Bowl)	1	3	Jacksonville Jaguars (1995-current)
		29	17	

NOTRE DAME IN FORMER NFL STADIUMS

Briggs Stadium	1951 vs. Detroit Mercy	1	0		Detroit Lions (1941-74)
Cleveland Municipal Stadium	1952, 1976, 1978 vs. Navy	3	0		Cleveland Browns (1946-95)
Giants Stadium	1977, 1983, 1995 vs. Army, 1980, 1984, 1990, 1992, 2004 vs. Navy, 1989 vs. Virginia, 2002 vs. Maryland	10	0		NY Giants (1976-2009), NY Jets (1984-2009)
L.A.Memorial Coliseum	1947 ,1948, 1950, 1951, 1953, 1955, 1956, 1958, 1960, 1962, 1964, 1966, 1968, 1970, 1972, 1974, 1976, 1978 1982, 1984, 1986, 1988, 1990, 1992, 1994, 2016, 2018, 2022, 2024 vs. Southern Cal,	13	13	3	Los Angeles Rams (1946-79, 2016-19), Los Angeles Raiders (1982-94)
Memorial Stadium (Balti-more)	1947, 1948, 1949, 1954, 1958 vs. Navy	5	0		Baltimore Colts (1947-50, 1953-83)
Pitt Stadium	1964, 1965, 1967, 1969 vs. Pitt	4	0		Pittsburgh Steelers (1958-69)
Orange Bowl	1967, 1971, 1973, 1975, 1977, 1981, 1983, 1985 vs. Miami FL, 1972 vs. Nebraska (Orange Bowl), 1974 vs. Alabama (Orange Bowl)	6	4		Miami Dolphins (1966-86)
RCA Dome	1984 vs. Purdue	0	1		Indianapolis Colts (1984 - 2007)
Schaefer Stadium	1975 vs. Boston College	1	0		New England Patriots (1971-2001)
Veterans Stadium	1972, 1974, 1993 vs. Navy	3	0		Philadelphia Eagles (1971-2002)
Yankee Stadium	1969 vs. Army	1	0		NY Giants (1956-73)
		47	18	3	



## COLLEGE FOOTBALL IN NFL STADIUMS

Notre Dame leads all FBS teams in number of different NFL stadiums played since 2014 (including 2025 schedule). This season alone, the Irish are set to compete in two NFL Stadiums - Hard Rock Stadium and Acrisure Stadium.

Below is a list of teams which have played in seven or more NFL stadiums since 2014, including stadiums that may no longer be NFL Stadiums in 2025, but were NFL stadiums at the time of the game played.

NFL Stadiums played since 2014	Team	Stadiums
<b>17</b>	<b>Notre Dame</b>	<b>Arizona, Atlanta, Baltimore, Carolina, Chicago, Dallas, Indianapolis, Jacksonville, Las Vegas, Los Angeles (Coliseum), Miami, New Orleans, New York, Philadelphia, Pittsburgh, Tennessee, Washington</b>
10	Clemson	Arizona, Atlanta, Carolina, Dallas, Jacksonville, Miami, New Orleans, Pittsburgh, San Francisco, Tampa Bay
10	Wisconsin	Carolina, Chicago, Dallas, Green Bay, Houston, Indianapolis, Las Vegas, Miami, San Diego, Tampa Bay
9	BYU	Arizona, New England, Kansas City, Las Vegas, Los Angeles (Coliseum), New Orleans, San Diego, Tampa Bay, Washington
8	Alabama	Arizona, Atlanta, Dallas, Indianapolis, Miami, New Orleans, San Francisco, Tampa Bay
8	Cincinnati	Atlanta, Cincinnati, Dallas, Kansas City, Miami, Philadelphia, Pittsburgh, Tampa Bay
8	Georgia Tech	Atlanta, Carolina, Detroit, Jacksonville, Miami, Philadelphia, Pittsburgh, Tampa Bay
8	LSU	Atlanta, Arizona, Green Bay, Houston, Las Vegas, New Orleans, Tampa Bay, Tennessee
8	Maryland	Baltimore, Carolina, Detroit, Philadelphia, San Francisco, Tampa Bay, Tennessee
8	Navy	Baltimore, Jacksonville, New England, New York, Philadelphia, San Diego, Tampa, Washington
8	Texas A&M	Carolina, Dallas, Denver, Houston, Jacksonville, Las Vegas, Miami, Tennessee
7	Florida State	Atlanta, Carolina, Dallas, Miami, New Orleans, Pittsburgh, Tampa Bay
7	Georgia	Atlanta, Carolina, Indianapolis, Jacksonville, New Orleans, Miami, Los Angeles (SoFi)
7	Ohio State	Atlanta, Baltimore, Dallas, Indianapolis, Miami, New Orleans, Phoenix
7	Tennessee	Atlanta, Carolina, Jacksonville, Miami, Pittsburgh, Tampa Bay, Tennessee



## 2025 HONORS AND AWARDS

Bowen, Drayk	2025 Team Captain
	Chuck Bednarik Award Watch List
	Bronko Nagurski Trophy Watch List
	Butkus Award Watch List
	Athlon Sports Preseason All-America Third Team
	Phil Steele Preseason All-America Fourth Team
Carr, CJ	Davey O'Brien Award Semifinalist
	Shaun Alexander Freshman of the Year Semifinalist
	Davey O'Brien QB Class of 2025
	Manning Award Watch List
	The Athletic Midseason All-Freshman Team
	Shaun Alexander Freshman of the Year Watch List
	Davey O'Brien Award Midseason Watch List
	Davey O'Brien Week 5 - Great 8
	Manning Award Quarterback of the Week (Oct. 1)
	Shaun Alexander Freshman of the Week (Sept. 30)
	Manning Award Star of the Week (Sept. 29)
Craig, Ashton	Rimington Trophy Watch List
Faison, Jordan	Burlsworth Trophy Semifinalist
	Burlsworth Trophy Nominee
	Burlsworth Trophy Walk-On of the Week (Sept. 23)
Fields, Malachi	Biletnikoff Award Watch List
	Phil Steele Preseason All-America Fourth Team
	Senior Bowl Top 300
Freeman, Marcus	2025 Dodd Trophy Midseason Watch List
	Dodd Trophy Watch List
	IBJ Media Indiana 250
Golden, Dallas	Shaun Alexander Freshman of the Year Award Watch List
Hinish, Donovan	2025 Team Captain
Jagusah, Charles	College Football Comeback Player of the Year Pre-Season Watch List
Johnson, Tae	The Athletic Midseason All-Freshman Team

Love, Jeremiyah	Maxwell Award Semifinalist
	Walter Camp Player of the Year Semifinalist
	Capital One Orange Bowl - FWAA Courage Award Nominee
	Maxwell Award Watch List
	Walter Camp Player of the Year Watch List
	Doak Walker Award Preseason Candidate
	Associated Press Midseason All-America Second Team
	Sports Illustrated Midseason All-America First Team
	Pony Express Award Midseason Watch List
	Doak Walker National Running Back of the Week (Oct. 21)
	Associated Press National Player of the Week (Oct. 20)
	Associated Press Preseason All-America First Team
	Sporting News Preseason All-America First Team
	Walter Camp Preseason All-America First Team
	Athlon Sports Preseason All-America First Team
	Phil Steele Preseason All-America First Team
	ESPN Preseason All-America First Team
	CBS Sports Preseason All-America First Team
	Senior Bowl Top 300
Moore, Leonard	Bednarik Award Semifinalist
	Lott IMPACT Trophy Semifinalist
	Paycom Jim Thorpe Award Semifinalist
	Lott IMPACT Trophy Quarterfinalist
	Chuck Bednarik Award Watch List
	Bronko Nagurski Trophy Watch List
	Paycom Jim Thorpe Award Watch List
	Associated Press Midseason All-America First Team
	Athlon Sports Midseason All-America First Team
	The Sporting News Midseason All-America First Team
	Sports Illustrated Midseason All-America First Team
	The Athletic Midseason All-America First Team
	CBS Sports Midseason All-America First Team
	PFF Midseason All-America
	Walter Camp FBS Defensive Player of the Week (Oct. 7)
	Thorpe Award Defensive Player of the Week (Oct. 7)
	Associated Press Preseason All-America First Team
	The Sporting News Preseason All-America First Team
	Walter Camp Preseason All-America First Team
	Athlon Sports Preseason All-America First Team
	Phil Steele Preseason All-America First Team
	ESPN Preseason All-America First Team
	CBS Sports Preseason All-America First Team



**CJ CARR**



## 2025 HONORS AND AWARDS

Pauling, Will	2025 Team Captain
Payne, Gi'Bran	College Football Comeback Player of the Year Pre-Season Watch List
Price, Jadarian	Paul Hornung Award Finalist
	Pony Express Award Midseason Watch List
	Paul Hornung Award National Player of the Week (Oct. 21)
	Jet Award Midseason Watch List
	Honorable Mention Earl Campbell Tyler Rose Player of the Week (Sept. 23)
Rendell, James	Doak Walker Award Preseason Candidate
	Ray Guy Award Semifinalist
	Ray Guy Award Punter of the Week (Oct. 21)
Rubio, Gabriel	Ray Guy Award's Ray's 8 (Oct. 20)
Rullo, Jerry	Hispanic College Football Player of the Year Watch List
Schrauth, Billy	Go Bowling Military Bowl STEM Scholar-Athlete Program
	2025 Team Captain
	Outland Trophy National Player of the Week (Oct. 21)
	Lombardi Award Midseason Watch List
	Outland Trophy Watch List
Shuler, Adon	Lombardi Award Watch List
Sneed, Jaylen	2025 Team Captain
Stroman, Jalen	Butkus Award Watch List
Traore, Boubacar	Senior Bowl Top 300
	College Football Comeback Player of the Year Watch List
	Defensive Comeback Player of the Month - September
Wagner, Aamil	College Football Comeback Player of the Year Pre-Season Watch List
	2025 Team Captain
	Allstate AFCA Good Works Team
	Jason Witten Collegiate Man of the Year Semifinalist
	Campbell Trophy Semifinalist
	Allstate Wuerffel Trophy Semifinalist
	Jason Witten Collegiate Man of the Year Watch List
	Outland Trophy Watch List
	Allstate Wuerffel Trophy Watch List
	Athlon Sports Preseason All-America Second Team
Williams, Aneyas	Allstate AFCA Good Works Team Nominee
	Doak Walker Award Preseason Candidate



**JADARIAN PRICE**



**AAMIL WAGNER**

AP TOP 25

Rk	Team (1st Place Votes)	Rec.	Points	Prev.
1	Ohio State (57)	10-0	1639	1
2	Indiana (8)	11-0	1588	2
3	<b>Texas A&amp;M (1)</b>	<b>10-0</b>	<b>1520</b>	<b>3</b>
4	Georgia	9-1	1447	5
5	Ole Miss	10-1	1331	6
t6	Oregon	9-1	1299	7
t6	Texas Tech	10-1	1299	8
8	Oklahoma	8-2	1162	11
9	NOTRE DAME	8-2	1130	9
10	Alabama	8-2	1062	4
11	BYU	9-1	992	12
12	Vanderbilt	8-2	833	13
13	Utah	8-2	795	15
14	<b>Miami</b>	<b>8-2</b>	<b>773</b>	<b>16</b>
15	Georgia Tech	9-1	768	14
16	<b>USC</b>	<b>8-2</b>	<b>707</b>	<b>17</b>
17	Texas	7-3	564	10
18	Michigan	8-2	547	18
19	Virginia	9-2	476	20
20	Tennessee	7-3	360	21
21	James Madison	9-1	294	24
22	North Texas	9-1	186	NR
23	Missouri	7-3	173	NR
24	Tulane	8-2	167	NR
25	Houston	8-2	107	NR

Others receiving votes: **Navy 61**, Illinois 31, SMU 28, Arizona State 19, Louisville 17, Iowa 14, **Pittsburgh 12**, San Diego State 12, UNLV 9, Arizona 9, Washington 8, South Florida 6, East Carolina 4, UConn 1

Dropped from rankings: Louisville 19, Cincinnati 22, Pittsburgh 23, South Florida 25

**bold** - 2025 Notre Dame opponents

AFCA TOP 25

Rk	Team (1st Place Votes)	Rec.	Points	Prev .
1	Ohio State (61)	10-0	1573	1
2	Indiana	11-0	1497	2
3	<b>Texas A&amp;M (2)</b>	<b>10-0</b>	<b>1457</b>	<b>3</b>
4	Georgia	9-1	1381	5
5	Oregon	9-1	1285	6
6	Ole Miss	10-1	1268	7
7	Texas Tech	10-1	1213	8
8	Oklahoma	8-2	1099	10
9	NOTRE DAME	8-2	1064	9
10	Alabama	8-2	976	4
11	BYU	9-1	923	12
12	Georgia Tech	9-1	815	12
13	Vanderbilt	8-2	777	14
14	Utah	8-2	748	15
15	<b>Miami</b>	<b>8-2</b>	<b>707</b>	<b>16</b>
16	<b>USC</b>	<b>8-2</b>	<b>610</b>	<b>18</b>
17	Michigan	8-2	587	17
18	Texas	7-3	521	10
19	Virginia	9-2	455	19
20	Tennessee	7-3	403	20
21	Missouri	7-3	220	24
22	James Madison	9-1	201	25
23	North Texas	9-1	164	NR
24	Houston	8-2	144	NR
25	Tulane	8-2	96	NR

Others receiving votes: **Navy 56**, SMU 42, Illinois 34, Washington 28, Iowa 24, Arizona 23, Louisville 21, San Diego State 19, Arizona State 16, **Pittsburgh 13**, Nebraska 12, East Carolina 3

Dropped from rankings: Louisville 21, Cincinnati 22, Pittsburgh 23

COLLEGE FOOTBALL  
PLAYOFF TOP 25 (NOV. 11)

Rk	Team	Conf.	Rec.	Prev .
1	Ohio State	Big Ten	9-0	1
2	Indiana	Big Ten	10-0	2
3	<b>Texas A&amp;M</b>	<b>SEC</b>	<b>9-0</b>	<b>3</b>
4	Alabama	SEC	8-1	4
5	Georgia	SEC	8-1	5
6	Texas Tech	Big 12	9-1	8
7	Ole Miss	SEC	9-1	6
8	Oregon	Big Ten	8-1	9
9	NOTRE DAME	Independent	7-2	10
10	Texas	SEC	7-2	11
11	Oklahoma	SEC	7-2	12
12	BYU	Big 12	8-1	7
13	Utah	Big 12	7-2	13
14	Vanderbilt	SEC	8-2	16
15	<b>Miami</b>	<b>ACC</b>	<b>7-2</b>	<b>18</b>
16	Georgia Tech	ACC	8-1	17
17	<b>USC</b>	<b>Big Ten</b>	<b>7-2</b>	<b>19</b>
18	Michigan	Big Ten	7-2	21
19	Virginia	ACC	8-2	14
20	Louisville	ACC	7-2	15
21	Iowa	Big Ten	6-3	22
22	<b>Pittsburgh</b>	<b>ACC</b>	<b>7-2</b>	<b>24</b>
23	Tennessee	SEC	6-3	25
24	South Florida	American	7-2	NR
25	Cincinnati	Big 12	7-2	NR

Dropped from rankings: Missouri 22, Washington 23

The first College Football Playoff Rankings were released on Tuesday, November 4, and are updated each Tuesday until Selection Sunday on December 7.



## IRISH IN THE NFL

Atlanta Falcons	LB JD Bertrand	Indianapolis Colts	QB Riley Leonard
	LB Kahlid Kareem		LG Quenton Nelson
	S Xavier Watts		CB Troy Pride Jr. (practice squad)
Baltimore Ravens	S Alohi Gilman	Jacksonville Jaguars	K Spencer Shrader
	S Kyle Hamilton		C Robert Hainsey
	OT Ronnie Stanley		LB Jack Kiser
Carolina Panthers	TE Mitchell Evans	Kansas City Chiefs	DL Jerry Tillery
	LS JJ Jansen		LB Drue Tranquill
	TE Tommy Tremble	Las Vegas Raiders	TE Michael Mayer
Chicago Bears	WR Miles Boykin (practice squad)	Los Angeles Chargers	OT Joe Alt
	LS Scott Daly		CB Cam Hart
	TE Cole Kmet		OL Sam Mustipher (practice squad)
	DB Nick McCloud	Los Angeles Rams	RB Kyren Williams
	TE Durham Smythe	Miami Dolphins	OL Liam Eichenberg (PUP)
Cincinnati Bengals	DT Howard Cross III (practice squad)	Minnesota Vikings	S Harrison Smith
	DE Isaiah Foskey (practice squad)	New Orleans Saints	WR Kevin Austin Jr. (practice squad)
Cleveland Browns	DE Julian Okwara (practice squad)		RB Audric Estimé
	LB Jeremiah Owusu-Koramoah (PUP)		K Blake Grupe
Dallas Cowboys	K Brandon Aubrey	New York Giants	WR Beaux Collins
	LB Marist Liufau	New York Jets	CB Jordan Clark (practice squad)
Denver Broncos	RT Mike McGlinchey	Pittsburgh Steelers	RB Max Hurlman (practice squad)
Detroit Lions	S Thomas Harper		WR Ben Skowronek
	DL Chris Smith (practice squad)	Seattle Seahawks	S Julian Love
	TE Brock Wright		DE Rylie Mills (non-football injury list)
Green Bay Packers	LG Aaron Banks	Tampa Bay Buccaneers	CB Benjamin Morrison
Houston Texans	RT Blake Fisher	Washington Commanders	DT Sheldon Day
	DT Kurt Hinish (PUP)		QB Sam Hartman (practice squad)
	C/G Jarrett Patterson		DE Javontae Jean-Baptiste (reserve/injured list)

## WEEK NINE HIGHLIGHTS AND NOTES

- Ravens S Kyle Hamilton was all over the field in Baltimore's 23-16 win over Cleveland. Hamilton had a team-high nine tackles, three of them for loss, and registered a strip sack in the third quarter for a loss of 13 yards. S Alohi Gilman recorded six tackles, and OT Ronnie Stanley paved the way for 184 rushing yards and two touchdowns on the ground in a 23-16 divisional win.
- Panthers TE Tommy Tremble only had one catch Sunday at Atlanta, but it was a crucial one. Tremble took a curl route 54 yards to set up the game-winning field goal for Carolina. LS JJ Jansen executed a perfect snap to give the Panthers a 30-27 OT win over the Falcons.
- Bears LS Scott Daly was a busy man in Chicago's 19-17 win at Minnesota, executing 12 long snaps, including one for the game-winning field goal as time expired in the fourth. TE Cole Kmet caught a team-high five receptions for 45 yards as the Bears improved to 7-3.
- S Harrison Smith appeared in his 200th career-game for Minnesota, becoming just the eighth active player in the NFL to reach 200 career games played with a single team.
- Jacksonville was dominant in their 35-6 win over the Los Angeles Chargers, and it all started up front with OL Robert Hainsey. Starting at center, Hainsey was part of an offensive line that did not allow a sack and helped the Jaguars' offense gain 192 rushing yards and four rushing touchdowns.
- Rams RB Kyren Williams rushed the ball 12 times for 91 yards for 7.6 yards per carry in Sunday's crucial 21-19 win over Seattle. Williams, who opened up the scoring with a one-yard rushing touchdown in the first quarter, moved into the top 10 in Rams franchise history for rushing yards in the victory.

STARTER HISTORY

OFFENSE

Name	Pos.	2025	Streak	Career
Malachi Fields (Virginia)*	WR	10	34	35
Jeremiyah Love	RB	10	27	27
Aamil Wagner	OL	10	26	26
Anthonie Knapp	OL	10	10	25
Eli Raridon	TE	10	10	16
Jordan Faison	WR	10	10	14
CJ Carr	QB	10	10	10
Guerby Lambert	OL	10	10	10
Will Pauling (Wisconsin/Cincinnati)*	WR	6	6	32
Joe Otting	OL	4	4	4
Sullivan Absher	OL	3	3	3
Billy Schrauth	OL	7	0	22
Jaden Greathouse	WR	2	0	18
Ashton Craig	OL	6	0	12
Cooper Flanagan	TE	0	0	7
Tyler Buchner	QB	0	0	4*
Ty Washington (Arkansas)*	TE	2	0	3
Charles Jagusah	OL	0	0	2

\*Includes games started at another program

DEFENSE

Name	Pos.	2025	Streak	Career
Drayk Bowen	LB	10	26	26
Adon Shuler	S	9	7	25
Jaiden Ausberry	LB	8	8	10
Tae Johnson	S	8	8	8
Leonard Moore	CB	8	6	18
Jason Onye	DL	7	6	7
Jared Dawson (Louisville)*	DL	5	4	7
DeVonta Smith (Alabama)*	CB	4	2	15
Joshua Burnham	DL	2	2	13
Christian Gray	CB	8	1	23
Boubacar Traore	DL	9	1	11
Jaylen Sneed	LB	3	0	10
Junior Tuihalamaka	LB/DL	3	0	7
Jordan Botelho	LB/DL	5	0	22
Jalen Stroman (Virginia Tech)*	S	3	0	11
Gabriel Rubio	DL	5	0	8
Donovan Hinish	DL	3	0	6
Dallas Golden	CB	3	0	3
Mark Zackery IV	CB	3	0	3
Kyngstonn Viliamu-Asa	LB	2	0	3
Karson Hobbs	CB	1	0	1
Bryce Young	DL	1	0	1

\*Includes games started at another program

sorted by 2025 starts + active streak; then career starts for non-active streak players

CAREER STARTS BY POSITION

WR	LT	LG	C	RG	RT	TE	WR or TE	QB	WR or TE	RB
Fields (35*)	Knapp (25)	Schrauth (16)	Craig (12)	Lambert (10)	Wagner (26)	Raridon (10)	Pauling (32*)	Carr (10)	Faison (11)	Love (27)
Faison (3)	Jagusah (2)	Absher (3)	Otting (4)	Schrauth (6)		C. Flanagan (7)	Greathouse (18)	Buchner (4)	Raridon (3)	
							Raridon (3)			
							Washington (3*)			
DL	DL	DL	DL	LB/DB	LB	LB/CB/S	CB	S	S	CB or LB
Traore (9)	Onye (7)	Rubio (7)	Botelho (22)	Ausberry (10)	Bowen (26)	Golden (3)	Gray (23)	Shuler (25)	Stroman (11)	Moore (18)
Burnham (3)	Hinish (5)	Dawson (5)	Burnham (10)	Sneed (9)		D. Smith (3)	D. Smith (12*)	Johnson (1)	Johnson (7)	Zackery IV (2)
	Dawson (2)	Hinish (1)	Tuihalamaka (7)			Viliamu-Asa (2)	Moore (1)			Viliamu-Asa (1)
			Traore (2)			Hobbs (1)	Zackery IV (1)			
			Young (1)			Tuihalamaka (1)				
						Sneed (1)				

[illegible][illegible]



## NOTRE DAME 20+ YARD PLAYS

YARDS	TYPE	PLAYERS	OPPONENT
100*	Return	Jadarian Price kickoff return	USC
100*	Return	Jadarian Price kickoff return	Purdue
94*	Rush	Jeremiyah Love	at Boston College
66*	Pass	CJ Carr to Malachi Fields	Purdue
65	Pass	CJ Carr to Eli Raridon	Miami
63	Rush	Jeremiyah Love	USC
56*	Rush	Jeremiyah Love	Pittsburgh
54*	Rush	Aneayas Williams	Navy
52	Pass	CJ Carr to Malachi Fields	Navy
49*	Rush	Jadarian Price	Boise State
48*	Rush	Jeremiyah Love	Navy
48*	Pass	CJ Carr to Jordan Faison	Purdue
46	Pass	CJ Carr to Jordan Faison	at Boston College
46	Rush	Jeremiyah Love	Purdue
44*	Pass	CJ Carr to Will Pauling	at Boston College
43	Pass	CJ Carr to Eli Raridon	Texas A&M
42	Pass	CJ Carr to Will Pauling	NC State
40*	Pass	CJ Carr to Malachi Fields	at Boston College
40	Pass	Jordan Faison to Malachi Fields	at Arkansas
37	Pass	Kenny Minchey to Matt Jeffery	at Arkansas
36	Pass	CJ Carr to Eli Raridon	NC State
36	Rush	Jeremiyah Love	Boise State
36*	Pass	CJ Carr to Jeremiyah Love	Texas A&M
35	Pass	CJ Carr to Malachi Fields	Pittsburgh
35*	Pass	CJ Carr to Jadarian Price	at Arkansas
34*	Pass	CJ Carr to KK Smith	Navy
34*	Pass	CJ Carr to Jeremiyah Love	at Arkansas
34	Pass	CJ Carr to Jaden Greathouse	Texas A&M
32	Rush	Jadarian Price	USC
32	Pass	CJ Carr to Will Pauling	NC State
31	Pass	CJ Carr to KK Smith	NC State
30	Pass	CJ Carr to Eli Raridon	at Boston College
30	Pass	CJ Carr to Eli Raridon	NC State
30	Rush	Jadarian Price	Miami
28	Pass	CJ Carr to Eli Raridon	Pittsburgh
28	Rush	CJ Carr	Boise State
27	Pass	CJ Carr to Jeremiyah Love	Navy
27	Pass	CJ Carr to Will Pauling	Navy
27	Rush	Jeremiyah Love	USC
27	Pass	CJ Carr to Malachi Fields	Texas A&M
26	Pass	Kenny Minchey to Micah Gilbert	Purdue
26	Pass	CJ Carr to Malachi Fields	Miami

25*	Pass	CJ Carr to Malachi Fields	Pittsburgh
25	Pass	CJ Carr to Eli Raridon	at Arkansas
25	Pass	CJ Carr to Jeremiyah Love	at Arkansas
25	Pass	CJ Carr to Eli Raridon	Texas A&M
24	Pass	Kenny Minchey to Jack Larsen	Navy
24	Rush	Jeremiyah Love	NC State
24	Pass	CJ Carr to Will Pauling	Boise State
24	Pass	CJ Carr to Jordan Faison	Boise State
24	Rush	Gi'Bran Payne	at Arkansas
24	Pass	CJ Carr to Jordan Faison	at Arkansas
24	Pass	CJ Carr to Jaden Greathouse	at Arkansas
24	Rush	Jadarian Price	Texas A&M
23	Pass	CJ Carr to Eli Raridon	NC State
23*	Pass	CJ Carr to Will Pauling	at Arkansas
22	Rush	Jeremiyah Love	Pittsburgh
22	Pass	CJ Carr to Malachi Fields	Boise State
22	Pass	CJ Carr to Will Pauling	at Arkansas
21	Pass	CJ Carr to Malchi Fields	at Arkansas
21*	Rush	Jadarian Price	Purdue
21	Pass	CJ Carr to Will Pauling	Purdue
20	Pass	CJ Carr to Malachi Fields	Navy
20	Rush	Jadarian Price	NC State
20	Pass	CJ Carr to Malachi Fields	NC State
20	Rush	Jadarian Price	at Arkansas
20	Pass	CJ Carr to Malachi Fields	Texas A&M
20	Pass	CJ Carr to Malachi Fields	Miami

\*TOUCHDOWN PLAY

## OPPONENT 20+ YARD PLAYS

YARDS	TYPE	PLAYERS	OPPONENT
86*	Pass	Marcel Reed to Mario Craver	Texas A&M
59*	Pass	Jayden Maiava to Ja'Kobi Lane	USC
54	Rush	Taylen Green	at Arkansas
45*	Pass	CJ Bailey to Terrell Anderson	NC State
45	Pass	Marcel Reed to KC Concepcion	Texas A&M
42	Pass	Jayden Maiava to Makai Lemon	USC
41	Rush	Braxton Woodson	Navy
34	Pass	Marcel Reed to Mario Craver	Texas A&M
33	Pass	Taylen Green to O'Mega Blake	at Arkansas
31	Pass	Ryan Browne to Nitro Tuggle	Purdue
31	Pass	Marcel Reed to Mario Craver	Texas A&M
28	Pass	Maddux Madsen to Chris Marshall	Boise State
28	Pass	Maddux Madsen to Matt Wagner	Boise State
28*	Pass	Carson Beck to Malachi Toney	Miami
27	Pass	Mason Heintschel to Desmond Reid	Pittsburgh
27	Pass	Jayden Maiava to Makai Lemon	USC
26	Pass	CJ Bailey to Teddy Hoffmann	NC State
25*	Pass	Grayson James to Reed Harris	at Boston College
25	Pass	Jayden Maiava to Walker Lyons	USC
24	Pass	Jayden Maiava to Ja'Kobi Lane	USC
24*	Pass	Ryan Browne to Nitro Tuggle	Purdue
24*	Pass	Malachi Singleton to Jesse Watson	Purdue
24	Pass	Marcel Reed to Rueben Owens II	Texas A&M
23	Pass	Taylen Green to Jaden Platt	at Arkansas
23	Pass	Taylen Green to Rohan Jones	at Arkansas
23	Pass	Ryan Browne to Devin Mockobee	Purdue
22	Pass	Grayson James to Jaedn Skeete	at Boston College
22	Pass	Grayson James to Lewis Bond	at Boston College
21*	Pass	Eli Holstein to Malachi Thomas	Pittsburgh
21	Pass	Grayson James to Kaelan Chudzinski	at Boston College
21	Pass	Jayden Maiava to Tanook Hines	USC
21	Pass	CJ Bailey to Teddy Hoffman	NC State
21	Rush	Mike Washington	at Arkansas
21	Pass	Taylen Green to Andy Jean	at Arkansas
21	Pass	Marcel Reed to Mario Craver	Texas A&M
20	Pass	Grayson James to Jaedn Skeete	at Boston College
20	Rush	Dylan Riley	Boise State
20	Pass	Taylen Green to Raylen Sharpe	at Arkansas
20	Pass	Ryan Browne to Michael Jackson III	Purdue
20*	Pass	Carson Beck to CJ Daniels	Miami

\*TOUCHDOWN PLAY



THIRD-DOWN CONVERSIONS

Conversions are defined as rushing for or receiving a pass that picks up a first down on third or fourth down.

Name	Total	Miami	TAMU	Purdue	Arkansas	Boise St.	NC State	USC	BC	Navy	Pitt	Syracuse	Stanford
Jeremiyah Love	11		2	3	1		1	2		2			
Malachi Fields	9		3	1	1	1					3		
Jadarian Price	7	1	1	1		1		1	1	1			
Jordan Faison	6	1				1	3			1			
Will Pauling	4		1			1			1	1			
Eli Raridon	3						1		1		1		
CJ Carr	2	1			1								
Jerome Bettis Jr.	1									1			
Jaden Greathouse	1				1								
Nolan James Jr.	1				1								
Matt Jeffery	1				1								
Kenny Minchey	1									1			
KK Smith	1						1						
Ty Washington	1			1									

FOURTH-DOWN CONVERSIONS

Name	Total	Miami	TAMU	Purdue	Arkansas	Boise St.	NC State	USC	BC	Navy	Pitt	Syracuse	Stanford
Jeremiyah Love	5		2					1	1		1		
Malachi Fields	2				1				1				
Tyler Buchner	1						1						
CJ Carr	1										1		
Jordan Faison	1									1			
Micah Gilbert	1										1		
Will Pauling	1				1								
Aneyas Williams										1			



Third-down stops defined as stopping opposing team short of the first-down marker, via tackle, a pass broken up, interception or quarterback hurry, no matter if the first down was later earned on fourth down.

[illegible][illegible]

## NOTRE DAME SCORING DRIVES/PLAYS

DATE	OPPONENT	QTR/TIME	SCORING PLAY	PLAYS-YDS	TIME	SCORE (ND-OPP)
Aug. 31	Miami	2nd/05:21	Micah Gilbert 7 yd pass from CJ Carr (Noah Burnette kick)	11-68	05:49	7-7
Aug. 31	Miami	4th/14:55	Jordan Faison 1 yd pass from CJ Carr (Noah Burnette kick)	11-64	05:16	14-21
Aug. 31	Miami	4th/05:32	Noah Burnette 39 yd FG	10-54	04:10	17-24
Aug. 31	Miami	4th/03:21	CJ Carr 7 yd rush (Noah Burnette kick)	3-75	01:14	24-24
Sept. 13	Texas A&M	1st/13:06	Tae Johnson 20 yd blocked punt return (Noah Burnette kick)			7-0
Sept. 13	Texas A&M	1st/06:30	Jadarian Price 7 yd rush (Noah Burnette kick)	7-75	03:03	14-7
Sept. 13	Texas A&M	2nd/14:54	Noah Burnette 22 yd FG	11-38	05:55	17-7
Sept. 13	Texas A&M	2nd/09:43	Jeremiyah Love 36 yd pass from CJ Carr (Noah Burnette kick)	6-75	02:40	24-14
Sept. 13	Texas A&M	3rd/08:17	Jadarian Price 17 yd rush (Noah Burnette kick)	5-29	02:15	31-28
Sept. 13	Texas A&M	4th/14:01	Noah Burnette 39 yd FG	6-44	01:36	34-31
Sept. 13	Texas A&M	4th/02:53	Jeremiyah Love 12 yd rush (Preston Zinter pass from Tyler Buchner failed)	12-75	06:13	40-34
Sept. 20	Purdue	1st/13:40	Malachi Fields 66 yd pass from CJ Carr (Erik Schmidt kick)	1-66	00:09	7-0
Sept. 20	Purdue	1st/05:54	Jeremiyah Love 1 yd rush (Erik Schmidt kick)	10-56	04:57	14-7
Sept. 20	Purdue	2nd/10:00	Jadarian Price 21 yd rush (Erik Schmidt kick)	9-75	04:50	21-10
Sept. 20	Purdue	2nd/06:33	Jadarian Price 9 yd rush (Erik Schmidt kick)	5-36	02:16	28-10
Sept. 20	Purdue	2nd/01:00	Jadarian Price 100 yd kickoff return (Erik Schmidt kick)			35-16
Sept. 20	Purdue	3rd/12:54	Jeremiyah Love 46 yd rush (Erik Schmidt kick)	5-75	02:06	42-23
Sept. 20	Purdue	3rd/09:52	Jordan Faison 48 yd pass from CJ Carr (Erik Schmidt kick)	3-67	01:11	49-23
Sept. 20	Purdue	3rd/03:46	Jadarian Price 1 yd rush (Erik Schmidt kick)	8-70	05:01	56-23
Sept. 27	Arkansas	1st/08:16	Jeremiyah Love 1 yd rush (Noah Burnette kick)	10-75	04:39	7-3
Sept. 27	Arkansas	1st/04:14	Jeremiyah Love 7 yd pass (Noah Burnette kick)	6-73	03:14	14-3
Sept. 27	Arkansas	2nd/08:26	Will Pauling 23 yd pass from CJ Carr (Noah Burnette kick)	6-75	02:53	21-10
Sept. 27	Arkansas	2nd/06:04	Jeremiyah Love 34 yd pass from CJ Carr (Noah Burnette kick)	5-70	01:25	28-10
Sept. 27	Arkansas	2nd/00:35	Jeremiyah Love 3 yd rush (Noah Burnette kick)	12-75	03:13	35-13
Sept. 27	Arkansas	2nd/00:09	Jadarian Price 35 yd pass from CJ Carr (Noah Burnette kick)	2-45	00:15	42-13
Sept. 27	Arkansas	3rd/1:01	Jadardian Price 16 yd rush (Erik Schmidt kick)	11-87	05:37	49-13
Sept. 27	Arkansas	4th/08:54	Aneyas Williams 17 yd rush (Erik Schmidt kick)	4-57	02:07	56-13
Oct. 4	Boise State	1st/04:47	Will Pauling 19 yd pass from CJ Carr (Erik Schmidt kick blocked)	6-69	02:25	6-0
Oct. 4	Boise State	2nd/00:48	Jeremiyah Love 4 yd rush (Will Pauling pass from CJ Carr)	9-75	03:15	14-7
Oct. 4	Boise State	3rd/05:49	Malachi Fields 6 yd pass from CJ Carr (Marcello Diomedé kick)	10-79	04:31	21-7
Oct. 4	Boise State	4th/07:54	Jadarian Price 49 yd rush (Marcello Diomedé kick)	2-52	00:43	28-7
Oct. 11	NC State	1st/09:49	Jeremiyah Love 2 yd rush (Noah Burnette kick)	6-58	03:04	7-0
Oct. 11	NC State	2nd/00:00	Noah Burnette 48 yd FG	5-40	00:23	10-7
Oct. 11	NC State	3rd/06:58	KK Smith 18 yd pass from CJ Carr (Noah Burnette kick)	11-90	05:56	17-7
Oct. 11	NC State	3rd/02:46	Will Pauling 12 yd pass from CJ Carr (Noah Burnette kick)	5-80	01:28	24-7
Oct. 11	NC State	4th/12:48	Noah Burnette 34 yd FG	4-1	01:16	27-7
Oct. 11	NC State	4th/09:17	Safety			29-7
Oct. 11	NC State	4th/05:13	Jeremiyah Love 1 yd rush (Erik Schmidt kick)	10-82	03:41	36-7
Oct. 18	USC	1st/10:11	Jeremiyah Love 12 yd rush (Noah Burnette kick)	4-75	00:58	7-7
Oct. 18	USC	2nd/14:36	Jadarian Price 16 yd rush (Noah Burnette kick)	4-63	01:36	14-10
Oct. 18	USC	3rd/08:04	Will Pauling 6 yd pass from CJ Carr (Noah Burnette kick)	13-75	06:56	21-13
Oct. 18	USC	3rd/04:17	Jadarian Price 100 yd kickoff return (Noah Burnette kick missed)			27-24
Oct. 18	USC	4th/07:16	CJ Carr 1 yd rush (Noah Burnette kick)	7-50	03:55	34-24
Nov. 1	Boston College	2nd/14:52	Malachi Fields 40 yd pass from CJ Carr (Noah Burnette kick missed)	10-85	05:20	6-0
Nov. 1	Boston College	2nd/01:53	Will Pauling 44 yd pass from CJ Carr (Jeremiyah Love pass from CJ Carr failed)	4-73	01:30	12-0
Nov. 1	Boston College	3rd/00:32	Jeremiyah Love 3 yd rush (Marcello Diomedé kick missed)	7-75	03:04	18-10
Nov. 1	Boston College	4th/11:07	Jeremiyah Love 94 yd rush (Erik Schmidt kick)	1-94	00:14	25-10



NOTRE DAME SCORING DRIVES/PLAYS

DATE	OPPONENT	QTR/TIME	SCORING PLAY	PLAYS-YDS	TIME	SCORE (ND-OPP)
Nov. 8	Navy	1st/07:31	Jeremiyah Love 1 yd rush (Erik Schmidt kick)	7-94	04:06	7-0
Nov. 8	Navy	2nd/05:57	Jadarian Price 2 yd rush (Erik Schmidt kick)	9-71	05:02	14-7
Nov. 8	Navy	2nd/01:42	Jordan Faison 5 yd pass from CJ Carr (Erik Schmidt kick)	7-68	02:43	21-7
Nov. 8	Navy	3rd/13:27	Jeremiyah Love 48 yd rush (Erik Schmidt kick)	4-65	01:33	28-10
Nov. 8	Navy	3rd/11:27	KK Smith 34 yd pass from CJ Carr (Erik Schmidt kick)	1-34	00:07	35-10
Nov. 8	Navy	3rd/06:27	Ty Washington 4 yd pass from CJ Carr (Erik Schmidt kick)	6-49	03:21	42-10
Nov. 8	Navy	4th/11:27	Aneyas Williams 54 yd rush (Erik Schmidt kick)	9-93	05:13	49-10
Nov. 15	Pittsburgh	1st/08:16	Jeremiyah Love 54 yd rush (Erik Schmidt kick)	1-56	00:10	7-0
Nov. 15	Pittsburgh	1st/07:59	Tae Johnson 49 yd interception return (Erik Schmidt kick)			14-0
Nov. 15	Pittsburgh	2nd/01:56	Malachi Fields 25 yd pass from CJ Carr (Erik Schmidt kick)	6-52	02:40	21-3
Nov. 15	Pittsburgh	3rd/10:43	Malachi Fields 6 yd pass from CJ Carr (Erik Schmidt kick)	9-54	04:07	28-3
Nov. 15	Pittsburgh	3rd/01:39	Adon Shuler 2-point PAT return			30-9
Nov. 15	Pittsburgh	4th/09:55	CJ Carr 5 yd rush (Erik Schmidt kick)	12-65	06:38	37-9



## OPPONENT SCORING DRIVES

DATE	OPPONENT	QTR/TIME	SCORING PLAY	PLAYS-YDS	TIME	SCORE (ND-OPP)
Aug. 31	Miami	2nd/14:03	Malachi Toney 28 yd pass from Carson Beck (Carter Davis kick)	8-70	02:43	0-7
Aug. 31	Miami	2nd/00:12	CJ Daniels 20 yd pass from Carson Beck (Carter Davis kick)	10-75	05:09	7-14
Aug. 31	Miami	3rd/07:23	CharMar Brown 5 yd rush (Carter Davis kick)	12-75	07:37	7-21
Aug. 31	Miami	4th/09:42	Carter Davis 38 yd FG	4-8	02:13	14-24
Aug. 31	Miami	4th/01:04	Carter Davis 47 yd FG	10-46	02:17	24-27
Sept. 13	Texas A&M	1st/09:33	Mario Carver 86 yd pass from Marcel Reed (Randy Bond kick)	2-90	00:47	7-7
Sept. 13	Texas A&M	2nd/12:23	Le'Veon Moss 1 yd rush (Randy Bond kick)	5-75	02:31	17-14
Sept. 13	Texas A&M	2nd/05:32	Le'Veon Moss 2 yd rush (Randy Bond kick)	9-75	04:11	24-21
Sept. 13	Texas A&M	2nd/01:11	Le'Veon Moss 1 yd rush (Randy Bond kick)	7-47	02:20	24-28
Sept. 13	Texas A&M	3rd/00:44	Randy Bond 43 yd FG	6-25	02:50	31-31
Sept. 13	Texas A&M	4th/09:06	Randy Bond 45 yd FG	11-47	04:55	34-34
Sept. 13	Texas A&M	4th/00:13	Nate Boerkircher 11 yd pass from Marcel Reed (Randy Bond kick)	13-74	02:28	40-41
Sept. 20	Purdue	1st/10:58	Ryan Browne 14 yd pass from Devin Mockobee (Spencer Porath kick)	6-75	02:42	7-7
Sept. 20	Purdue	2nd/14:50	Spencer Porath 48 yd FG	13-45	06:04	14-10
Sept. 20	Purdue	2nd/01:46	Spencer Porath 26 yd FG	12-67	04:47	28-13
Sept. 20	Purdue	2nd/01:13	Spencer Porath 35 yd FG	4-1	00:27	28-16
Sept. 20	Purdue	2nd/00:07	Nitro Tuggle 24 yd pass from Ryan Browne (Spencer Porath kick)	6-75	00:53	35-23
Sept. 20	Purdue	4th/01:53	Jesse Watson 24 yd pass from Malachi Singleton (Spencer Porath kick)	5-58	02:05	56-30
Sept. 27	Arkansas	1st/12:55	Scott Starzyk 39 yd FG	7-54	02:05	0-3
Sept. 27	Arkansas	2nd/11:19	JacQawn McRoy 1 yd rush (Scott Starzyk kick)	14-75	07:55	14-10
Sept. 27	Arkansas	2nd/03:48	Scott Starzyk 49 yd FG	6-44	02:16	28-13
Oct. 4	Boise State	2nd/04:03	Maddux Madsen 1 yd rush (Colton Boomer kick)	10-72	05:24	6-7
Oct. 11	NC State	2nd/13:48	Terrell Anderson 45 yd pass from CJ Bailey (Kanoah Vinesett kick)	11-83	04:27	7-7
Oct. 18	USC	1st/11:09	Lake McRee 10 yd pass from Jayden Maiava (Ryon Sayeri kick)	10-75	03:51	0-7
Oct. 18	USC	1st/08:04	Ryon Sayeri 42 yd FG	7-50	02:07	7-10
Oct. 18	USC	2nd/01:42	Ryon Sayeri 24 yd FG	9-71	04:09	14-13
Oct. 18	USC	3rd/06:19	Ryon Sayeri 43 yd FG	5-39	01:45	21-16
Oct. 18	USC	3rd/04:32	Ja'Kobi Lane 59 yd pass from Jayden Maiava (Ja'Kobi Lane pass from Jayden Maiava)	3-71	00:53	21-24
Nov. 1	Boston College	2nd/00:22	Reed Harris 25 yd pass from Grayson James (Luca Lombardo kick)	7-75	01:31	12-7
Nov. 1	Boston College	3rd/03:36	Luca Lombardo 25 yd FG	21-74	11:20	12-10
Nov. 8	Navy	2nd/11:02	Braxton Woodson 2 yd rush (Nathan Kirkwood kick)	8-53	4:19	7-7
Nov. 8	Navy	2nd/00:15	Nathan Kirkwood 33 yd FG	9-59	01:27	21-10
Nov. 15	Pittsburgh	2nd/13:55	Samuel Carpenter 24 yd FG	4-6	00:47	14-3
Nov. 15	Pittsburgh	3rd/01:39	Rasheem Biles 10 yd interception return (Tony Kinsler pass from Mason Heintschel failed)			28-9
Nov. 15	Pittsburgh	4th/00:00	Malachi Thomas 21 yd pass from Eli Holstein	12-79	02:49	37-15

## THE LAST TIME...

### RUSHING

500 or more yards	515	at Boston College	2017
400 yards	451	Massachusetts	2015
300 yards	306	USC	2025
200 yards	249	Navy	2025
200 yards in the first half	278	at Purdue	2024
200 yards consecutive games	254	Purdue	2025
	210	at Arkansas	2025
three straight 200-yard rushing games	254	Purdue	2025
	210	Arkansas	2025
	200	Boise State	2025
four-straight 200-yard rushing games	258	at USC	2024
	273	Army	2024
	234	Virginia	2024
	201	Florida State	2024
70 or more attempts	76	Michigan State	1991
60 attempts	63	Navy	2007
50 attempts	56	at Syracuse	2022
40 attempts	44	USC	2025
40 attempts consecutive games	43	Purdue	2025
	40	at Arkansas	2025
Average 7.0 or more yards per attempt	7.0	USC	2025
Eight or more rushing TDs	9	Pittsburgh	1965
Seven rushing TDs	7	at Boston College	2017
Six rushing TDs	6	at Purdue	2024
Five rushing TDs	5	Purdue	2025
Four rushing TDs	4	Navy	2025
Three rushing TDs	3	USC	2025

### PASSING

500 or more yards	509	vs. Oklahoma State	2021
400 yards	431	at Arkansas	2025
300 yards	342	NC State	2025
60 or more attempts	68	vs. Oklahoma State	2021
50 attempts	53	Virginia Tech	2019
40 attempts	46	Cincinnati	2021
30 attempts	32	at Pittsburgh	2025
35 or more completions	38	vs. Oklahoma State	2021
30 completions	35	at Clemson	2015
25 completions	27	at Stanford	2021
completions to 10 different receivers	10	Indiana	2024
6 or more TDs	6	Bowling Green	2019
5 TDs	5	Wake Forest	2023
4 TDs	4	at Arkansas	2025
3 TDs	3	Virginia	2024
5 or more interceptions thrown	7	Southern Cal	1967
4 interceptions thrown	4	at Arizona State	2014
3 interceptions thrown	3	at Louisville	2023

## TOTAL OFFENSE

700 or more yards	710	Wake Forest	2017
650 yards	654	Syracuse	2015
600 yards	641	at Arkansas	2025
550 yards	578	at Purdue	2024
500 yards	520	Navy	2025
450 yards	458	at Boston College	2025
400 yards	442	USC	2025
400 yards in the first half	420	at Arkansas	2025
300 yards in the first half	302	at Navy	2024

## SCORING

scored 60 or more points	66	at Purdue	2024
50 points	56	at Arkansas	2025
45 points	49	Navy	2025
40 points	40	Texas A&M	2025
35 points	37	at Pittsburgh	2025
30 points	34	USC	2025
40 points in the first half	42	at Arkansas	2025
30 points in the first half	35	Purdue	2025
21 or more points in a quarter	21	Navy	2025
21 or more points in the first quarter	21	Louisville	2024
21 or more points in the second quarter	28	at Arkansas	2025
21 or more points in the third quarter	21	Navy	2025
21 or more points in the fourth quarter	21	Florida State	2024
scored on the first 8 drives of the game (5 FG, 3 TD)	8	Boston College	2022
allowed 60 or more points		Never	
allowed 50 points	50	at Texas (2 OT)	2016
allowed 40 points	41	Texas A&M	2025
allowed 30 points	30	Purdue	2025
allowed 10 points or fewer	10	Navy	2025
held scoreless	0-17	at Boston College	2008
held scoreless at home	0-38	Southern Cal	2007
held scoreless on the road	0-17	at Boston College	2008
held scoreless in the first half	0	Ohio State	2023
held scoreless in the second half	0	vs. Navy	2022
held without offensive TD	3-30	vs. Clemson	2019
held without offensive TD on the road	3-10	at NC State	2016
held without offensive TD at home	0-38	Southern Cal	2007
held opponent scoreless	44-0	Boston College	2022
held opponent scoreless in first half	42-0	at Purdue	2024
held opponent scoreless at home	44-0	Boston College	2022
held opponent scoreless on the road	17-0	at Purdue	1993
held opponent without offensive TD	52-3	Florida State	2024
held opponent without offensive TD on the road	28-3	at Virginia	2021
held opponent without offensive TD at home	52-3	Florida State	2024
held opponent scoreless neutral site	22-0	vs. Maryland	2002
held two opponents scoreless in a season	22-0	vs. Maryland	2002
	42-0	Rutgers	2002
held three opponents scoreless in a season	23-0	Purdue	1976
	49-0	at Northwestern	1976
	41-0	Oregon	1976

held four/five/six opponents scoreless in a season	35-0	vs. Army	1966
	32-0	North Carolina	1966
	38-0	at Oklahoma	1966
	40-0	Pittsburgh	1966
	64-0	Duke	1966
	51-0	at Southern Cal	1966
scored on the first play of the game	INT return	at Syracuse	2022
		B. Joseph	29 yds

## TURNOVERS

did not commit a turnover	0	Navy	2025
committed six or more turnovers	6	vs. Navy	1984
committed five turnovers	5	at Louisville	2023
lost four or more fumbles	4	Michigan State	1999
lost three fumbles	3	at Boston College	2020
recorded six or more takeaways	6 (1 int, 5 fumbles)	at Navy	2024
recorded five takeaways	5 (3 INT, 2 fumble)	Virginia	2024
recorded five takeaways, back-to-back games	5 (3 int, 2 fumble)	Southern Cal	2023
	5 (4 int, 1 fumble)	Pittsburgh	2023
returned an interception for a touchdown	1	at Pittsburgh	2025
returned two interceptions for touchdowns	2	at USC	2024
returned two interceptions for touchdowns on back-to-back defensive possessions	2	at USC	2024
returned a fumble for a touchdown	1	at Navy	2024
returned two fumbles for touchdowns	2	Stanford	2003
recovered fumble in end zone for a TD	1	at Navy	2024
returned an interception for a TD, fumble return for a TD in same game		Georgia Tech	2021
returned two fumbles for a TD, interception for TD in same game		Purdue	2002

## DEFENSE

held opponent to 100 or fewer rushing yards	70	at Pittsburgh	2025
held opponent to 50 or fewer rushing yards	12	at Boston College	2025
100 or fewer passing yards	22	Navy	2025
200 or fewer passing yards	149	at Pittsburgh	2025
100 or fewer passing yards, consecutive games	88	Florida State	2024
	88	at Navy	2024
200 or fewer total yards	200	at Purdue	2024
300 or fewer total yards	219	at Pittsburgh	2025
300 or fewer total yards, two consecutive games	228	Navy	2025
	219	at Pittsburgh	2025
300 or fewer total yards, three consecutive games	281	at Boston College	2025
	228	Navy	2025
	219	at Pittsburgh	2025
intercepted five or more passes	5	Michigan	2012
intercepted four passes	4	Boise State	2025
intercepted three passes	3	at Boston College	2025
intercepted three passes, consecutive games	4	Boise State	2025
	3	NC State	2025

forced five or more fumbles	5	at Louisville	2019
forced four fumbles	4	Syracuse	2020
forced three fumbles	3	Georgia	2024
scored a safety		NC State	2025
scored two safeties		Michigan State	1987
ND/opposing team each scored a safety		vs. Florida State	1995
recorded nine or more sacks	9	Michigan State	1994
eight sacks	8	Florida State	2024
seven sacks	8	Florida State	2024
six sacks	8	Florida State	2024
held opponent without a rushing first down	0	vs. Oregon State	2023
held opponent to 10 or fewer first downs	6	at Purdue	2024
held opponent to just one 3rd down conversion	1-12	at Purdue	2024
held opponent without a 3rd down conversion	0-13	at Pittsburgh	2025

## SPECIAL TEAMS

returned a punt for a touchdown	Pittsburgh	Chris Tyree (82 yds)	2023
returned two or more punts for a touchdown	Pittsburgh	Allen Rossum (55 yds) Allen Rossum (83 yds) Autry Denson (74 yds)	1996
100 or more punt return yards	Pittsburgh	102	2023
returned a blocked punt for a TD	Texas A&M	Tae Johnson (20 yds)	2025
returned a kickoff for a touchdown	USC	Jadarian Price (100 yds)	2025
returned 2 kickoffs for touchdowns	Pittsburgh	Allen Rossum (93 yds) Jarious Jackson (40 yds)	1997
returned a punt for TD, kickoff for TD in the same game	Nebraska	Joey Getherall (punt, 83 yds) Julius Jones (kick, 100 yds)	2000
returned a blocked FG for a TD	at Stanford	J. Jean-Baptiste (60)	2023
returned a kick for a TD and a blocked PAT in the same game	Syracuse	CJ Sanders (kick) Cole Luke (PAT blk)	2016
blocked a punt	Texas A&M	Loghan Thomas	2025
blocked two punts	Florida State	Adon Shuler, Preston Zinter	2024
blocked two consecutive punts	UNLV	Isaiah Foskey (both)	2022
blocked punt in consecutive games	Stanford & UNLV		2022
blocked punt in three cons. games	at Syracuse	Clarence Lewis	2022
blocked punt in four cons. games	Clemson	Jordan Botelho	2022
blocked punt in five cons. games	vs. Navy	Jack Kiser	2022
spoiled a fake punt attempt	vs. Oregon State	Joshua Burnham	2023
punted 10 or more times	at Michigan		2019
did not punt	at Arkansas		2025
blocked a field goal	at Georgia Tech	Bryce Young	2024
had a field goal blocked	Indiana		2024
blocked a PAT kick	Florida State	Jerry Tillery	2018
scored on a blocked PAT kick	Florida State	Julian Love	2018
missed a PAT kick	at Boston College		2025
had a PAT kick blocked	Boise State		2025
opponent scored on blocked PAT	Northwestern		2014
had a punt blocked	Northwestern		2018
two-point conversion	Boise State	CJ Carr to Will Pauling	2025
multiple two-point conversions	Ohio State (2)	Riley Leonard to Jeremiyah Love, Jordan Faison to Beaux Collins	2024
missed two-point conversion	at Boston College	pass failed	2025





stopped 3 two-point conv. attempts	at North Carolina		2022
recovered two opponent onside kicks	vs. Navy	P. Kollie, M. Salerno	2022
returned two-point conversion for a two-point conversion	at Pittsburgh	Adon Shuler	2025
successful onside kick	Wake Forest		2023

## MISCELLANEOUS

had 35 or more first downs	35	at North Carolina	2022
had 30 or more first downs	32	at Arkansas	2025
had 25 or more first downs	27	Purdue	2025
had 20 or more first downs	20	at Pittsburgh	2025
ND was not penalized		Navy	2025
had 10 or more penalties	11	Boise State	2025
had 120 or more yards in penalties	120	at Rutgers	2000
had 40 or more minutes of possession time	40:55	vs BYU	2022
had 35 or more minutes of possession time	35:17	at Pittsburgh	2025
was involved in a tie game	17-17	at Southern Cal	1994
was involved in an overtime game	41-38	at Florida State	2021
was involved in a 2 OT overtime game	47-40	Clemson	2020
was involved in a 3 OT overtime game	29-26	Pittsburgh	2012
was involved in a 4 OT overtime game	33-36	Pittsburgh	2008
game-winning score in last minue	0:31	at Duke	2023
Audric Estimé 30-yard rush			
Notre Dame scored on offense, defense and special teams			
- pass TD, rush TD, INT return, 2-pt PAT return		at Pittsburgh	2025
- pass TD, rush TD, fumble return, kick return		Southern Cal	2023
Notre Dame scored on offense, defense and special teams, consecutive games			2023
- pass TD, rush TD, fumble return, kick return		Southern Cal	2023
- pass TD, rush TD, interception return, punt return		Pittsburgh	2023

## NOTRE DAME PLAYERS

### RUSHING

rushed for 100 yards in 1st half	134	Jeremiyah Love	USC	2025
rushed for 100 yards	108	Jeremiyah Love	Indiana	2024
rushed for 125 yards	147	Jeremiyah Love	at Pittsburgh	2025
rushed for 150 yards	157	Jeremiyah Love	Purdue	2025
rushed for 175 yards	176	Audric Estimé	Central Michigan	2023
rushed for 200 yards	228	Jeremiyah Love	USC	2025
rushed for 250 yards	262	Julius Jones	at Pittsburgh	2003
QB rushed for 200 yards	207	Brandon Wimbush	at Boston College	2017
QB rushed for 100 yards	143	Riley Leonard	Miami (OH)	2024
player rushed for 100 yards in consecutive games		Jeremiyah Love		
	130	Jeremiyah Love	Army	2024
	137	Jeremiyah Love	Virginia	2024
two players rush for over 100 yards	109	Jeremiyah Love	at Purdue	2024
	100	Riley Leonard	at Purdue	2024
three players rush for over 100 yds	128	DeShone Kizer	at Stanford	2015
	161	Josh Adams	at Stanford	2015
	124	Dexter Williams	at Stanford	2015

rushed 40 or more times	40	Allen Pinkett	at LSU	1984
rushed 35 times	35	Julius Jones	BYU	2003
rushed 30 times	32	James Aldridge	Navy	2007
rushed 25 times	25	Audric Estimé	at Stanford	2023
two players rush 20 times	20	Audric Estimé	at Syracuse	2022
	20	Logan Diggs	at Syracuse	2022
rushed for 4 or more TDs	4	Audric Estimé	at Stanford	2023
rushed for 3 TDs	3	Jadarian Price	Purdue	2025
rushed for 2 TDs	2	Jeremiyah Love	at Boston College	2025
Rushed for multiple TDs in consecutive games		Jeremiyah Love		
	2	Jeremiyah Love	Purdue	2025
	2	Jeremiyah Love	at Arkansas	2025
had a run of 90 yards or more	94	Jeremiyah Love	at Boston College	2025
had a run of 80 yards or more	94	Jeremiyah Love	at Boston College	2025
had a run of 70 yards or more	76	Jeremiyah Love	Virginia	2024
had a run of 60 yards or more	63	Jeremiyah Love	USC	2025
had a run of 50 yards or more	56	Jeremiyah Love	at Pittsburgh	2025

## PASSING

passed for 500 or more yards	509	Jack Coan	vs. Oklahoma St.	2021
passed for 400 yards	509	Jack Coan	vs. Oklahoma St.	2021
passed for 300 yards	342	CJ Carr	NC State	2025
attempted 60 or more passes	68	Jack Coan	vs. Oklahoma St.	2021
attempted 50 passes	53	Ian Book	Virginia Tech	2019
attempted 40 passes	40	Ian Book	Boston College	2019
attempted 30 passes	32	CJ Carr	at Pittsburgh	2025
completed 30 or more passes	38	Jack Coan	vs. Oklahoma St.	2021
completed 20 passes	21	CJ Carr	at Pittsburgh	2025
threw six touchdowns	6	Brady Quinn	BYU	2005
threw five touchdowns	5	Jack Coan	vs. Oklahoma St.	2021
threw four touchdowns	4	CJ Carr	at Arkansas	2025
threw three touchdowns	3	CJ Carr	Navy	2025
threw five or more interceptions	5	Terry Hanratty	Southern Cal	1967
threw four interceptions	4	Everett Golson	at Arizona State	2014
threw three interceptions	3	Sam Hartman	at Louisville	2023
completed a pass of 90 yds or more	95	Dayne Crist	Michigan	2010
completed a pass of 80 yds or more	83	Brandon Wimbush	at Stanford	2017
completed a pass of 70 yds or more	76	Sam Hartman	Central Michigan	2023
completed a pass of 60 yds or more	65	CJ Carr	at Miami	2025
completed a pass of 50 yds or more	52	CJ Carr	Navy	2025
finished first half w/o incompletion	8-8	Drew Pyne	at Southern Cal	2022
completed 10 straight passes	12	CJ Carr	at Boston College	2025
completed 15 consecutive passes	15	Drew Pyne	at Southern Cal	2022
consecutive completions to start a game	15	Drew Pyne	at Southern Cal	2022
consecutive passing attempts without an interception to start the season	150	Sam Hartman		2023



## RECEIVING

caught 10 or more passes	11	Michael Mayer	vs. BYU	2022
caught 7 passes	7	Jordan Faison	at Arkansas	2025
had 200 or more yards	201	Golden Tate	at Stanford	2009
had 175 yards	180	Chase Claypool	Wake Forest	2017
had 150 yards	180	Chase Claypool	Wake Forest	2017
had 100 yards	105	Jordan Faison	Purdue	2025
two-consecutive games with 100 yards		Jaden Greathouse	105- Penn State 128 - Ohio State	2024
had 2/3 receivers with 100+ yds	109	Eli Raridon	NC State	2025
	105	Will Pauling	NC State	2025
caught a 75 yd pass	76	Chris Tyree	Central Michigan	2023
two receptions over 75 or more	75	Tobias Merriweather	Central Michigan	2023
	76	Chris Tyree	Central Michigan	
caught 4 or more TDs	4	Chase Claypool	Navy	2019
caught 3 or more TDs	3	Javon McKinley	Syracuse	2020
caught 3 or more TDs in one half	3	Ben Skowronek	at Boston College	2020
caught 2 or more TDs	2	Malachi Fields	at Pittsburgh	2025

## TOTAL OFFENSE

had 500 or more total yards	505	Jack Coan	vs. Oklahoma St.	2021
had 400 total yards	406	Ian Book	New Mexico	2019
had 100 yard passing, 100 rushing	154 143	Riley Leonard	Miami (OH)	2024
had 3 RB with 100+ scrimmage yards	134	Audric Estimé	at North Carolina	2022
	111	Chris Tyree	at North Carolina	2022
	115	Logan Diggs	at North Carolina	2022

## SCORING

accounted for 6 or more TDs	6	Ian Book	New Mexico	2019
accounted for 5 or more TDs	5	Tyler Buchner	vs. South Carolina	2022
accounted for 4 or more TDs	4	Jeremiyah Love	at Arkansas	2025
accounted for 3 or more TDs	3	CJ Carr	at Pittsburgh	2025

## DEFENSE

3 or more interceptions	3	Benjamin Morrison	Boston College	2022
2 interceptions	2	Tae Johnson	at Boston College	2025
2 int. in back-to-back games	2	Xavier Watts	Southern Cal	2023
	2	Xavier Watts	Pittsburgh	2023
interception in 3 straight games	3	Xavier Watts	Southern Cal Pittsburgh at Clemson	2023
intercepted a pass against same opponent, consecutive meetings		Xavier Watts	USC	2023 2024
interception return for a TD	1	Tae Johnson	at Pittsburgh	2025
returned 2 interceptions for TDs, same game		Christian Gray (99 yds)	at USC	2024
		Xavier Watts (100 yds)	at USC	2024
interception return for a TD, consecutive games		Tom Zbikowski	Tennessee BYU	2005
forced 2 fumbles	2	Howard Cross III	at Duke	2023
recovered 3 fumbles			never	
recovered 2 fumbles	2	Nick McCloud	vs. Clemson	2020

fumble return for TD		Jaylen Sneed (in end zone)	at Navy	2024
2 fumble returns for a TD	2	Tony Driver (24, 22 yards)	Navy	2000
20 or more tackles	21	Manti Te'o	Stanford	2010
15 tackles	17	Te'von Coney	vs. LSU	2017
10 tackles	14	Drayk Bowen	at Boston College	2025
2 players, 10 tackles, same game	13	Howard Cross III	at Duke	2023
	11	JD Bertrand	at Duke	2023
defensive lineman 10 tackles	13	Howard Cross III	at Duke	2023
defensive lineman interception return for a touchdown	34	Boubacar Traore	at Purdue	2024
defensive lineman fumble return for a touchdown	70	Myron Tagovailoa-Amosa	Georgia Tech	2021
4.0 or more sacks	4.0	Jerry Tillery	Stanford	2018
3.0 sacks	3.0	Rylie Mills	Florida State	2024
2.0 sacks	2.0	Joshua Burnham	at Pittsburgh	2025
Sacks on back-to-back plays	2	Rylie Mills	Florida State	2024
Back-to-back sacks, different players		Elijah Hughes/ Jalen Stroman	NC State	2025
INT, FF, FR in same game		Xavier Watts	Southern Cal	2023
INT, FF, FR, def TD in same game		Xavier Watts	Southern Cal	2023
2 INT, FF, FR for a TD		Xavier Watts	Southern Cal	2023

## SPECIAL TEAMS

scored 17 or more points kicking	17	Jonathan Doerer	vs. Clemson	2020
scored 15 points kicking	17	Jonathan Doerer	vs. Clemson	2020
scored 10 points kicking	11	Mitch Jeter	Georgia	2024
5 or more field goals	5	Kyle Brindza	vs. Rutgers	2013
4 field goals	4	Jonathan Doerer	vs. Clemson	2020
2 field goals of 50 yards or more	2	Spencer Shrader	at Louisville	2023
longest field goal	54	Spencer Shrader	at NC State	2023
	54	Spencer Shrader	at Louisville	2023
field goal of 50 yards or more	54	Spencer Shrader	at Louisville	2023
punted over 70 yards	72	Jay Bramblett	vs. Wisconsin	2021
punted over 60 yards	60	James Rendell	at USC	2024
punted 10 or more times	10	Jay Bramblett	at Michigan	2019
returned a kickoff for a TD	100	Jadarian Price	USC	2025
returned 2 kickoffs for a TD	89 92	Raghib Ismail	at Michigan	1989
returned 2 kickoffs for a TD, same season	92 93	C.J. Sanders	vs. Army vs. Syracuse	2016
175 yards or more on kickoff returns	182	C.J. Sanders	at Stanford	2015
100 yards or more on kickoff returns	113	Jadarian Price	USC	2025
returned a blocked PAT for 2 pts		Julian Love	Florida State	2018
returned a blocked FGA for a TD	60	J. Jean-Baptiste	at Stanford	2023
returned a punt for a touchdown	82	Chris Tyree	Pittsburgh	2023
returned 2 punts for a TD, same game	55 83	Allen Rossum	Pittsburgh	1996
returned a punt for a TD, interception for a TD same game		Tom Zbikowski	Tennessee	2005
100 yards or more on punt returns	101	Golden Tate	at Pittsburgh	2009

THE LAST TIME AN OPPOSING TEAM...

RUSHING			
400 or more yards	411	Pittsburgh	1975
300 yards	303	Michigan	2019
200 yards	206	Navy	2025
50 or more rushing attempts	58	Army	2024
5 or more rushing TDs	5	Texas	2016
4 rush TDs	4	at Southern Cal	2022
two players with 100+ rushing yards in a game	2	BYU	2013
Taysom Hill - 100; Paul Laskike - 101			

PASSING			
400 or more yards	439	Clemson	2020
300 or more yards	328	USC	2025
60 or more passing attempts	60	Tennessee	1990
50 passing attempts	51	vs. Oklahoma St.	2021
40 passing attempts	45	at Boston College	2025
30 or more pass completions	30	at Boston College	2025
5 or more passing TDs	5	at North Carolina	2022
4 passing TDs	4	vs. Oklahoma St.	2021
3 passing TDs	3	Purdue	2025

TOTAL OFFENSE			
600 or more yards	605	vs. Oklahoma St.	2021
500 yards	557	at USC	2024
400 yards	488	Texas A&M	2025
90 or more plays	95	vs. Oklahoma St.	2021
80 plays	81	Stanford	2022
75 plays	78	at Boston College	2025

SCORING			
60 or more points		never	
50 points	50	at Texas	2016
40 points	41	Texas A&M	2025
30 points	30	Purdue	2025
scored a two-point conversion		USC	2025

TURNOVERS			
did not commit a turnover		Navy	2025
3 or more fumbles lost	5	at Navy	2024
Threw 5 or more interceptions	5	Southern Cal	1967
Threw 4 interceptions	4	Boise State	2023
Threw 3 interceptions	3	at Boston College	2025
returned an interception for a touchdown		at Pittsburgh	2025
Rasheem Biles - 10 yards			
returned two interceptions for a touchdown		vs. South Carolina	2022
O'Donnell Fortune - 100 yards			
DQ Smith - 47 yards			
returned a fumble for a touchdown		at Georgia Tech	2020
Zamari Walton - 93 yards			

DEFENSE			
held ND to 10 or fewer first downs	10	at NC State	2016
scored a safety		Stanford	2016
held ND to 50 or fewer rushing yards	44	at Louisville	2023
held ND to 200 or fewer passing yards	136	USC	2025
held ND to 100 or fewer passing yards	90	Georgia	2024
held ND to 300 or fewer total yards	244	Georgia	2024
held ND to 200 or fewer total yards	180	at Michigan	2019
posted five or more sacks	5.0	Penn State	2024

SPECIAL TEAMS			
returned a punt for a touchdown	at Southern Cal	Adore Jackson (55 yds)	2016
returned a blocked punt for a TD	NC State	Germain Pratt (0 yds)	2017
returned a kickoff for a TD	Pittsburgh	Maurice French (99 yds)	2018
returned kickoff, punt in same game	at Southern Cal	Adore Jackson (55 yd PR; 97 yd KR)	2016
punted 10 or more times	Purdue	10	2024
did not punt	Miami (FL)		1985
missed a PAT kick attempt	vs Navy		2022

MISCELLANEOUS			
had 30 or more first downs	34	vs Oklahoma St.	2021
had 20 first downs	21	at Boston College	2025
had 10 or more penalties	13	Boise State	2025
had 100 or more yards in penalties	112	Boise State	2025
had 35 or more minutes of possession time	35:27	at Boston College	2025
had 100-yd receiver, 100-yd rusher		vs. Oklahoma St.	2021
Spencer Sanders, 125 rushing; Brennan Presley 137 receiving; Tay Martin 104 receiving			
had 2 players with 100 receiving yards		vs. Oklahoma St.	2021
Brennan Presley, 137; Tay Martin 104			

AN OPPOSING PLAYER				
RUSHING				
rushed for 100 yards	101	Braxton Woodson	Navy	2025
rushed for 150 yards	186	Phil Mafah	at Clemson	2023
rushed for 200 yards	210	Alexander Teich	Navy	2010
rushed for 300 yards	303	Tony Dorsett	Pittsburgh	1975
rushed 40 or more times	42	Craig Heyward	Pittsburgh	1987
rushed 30 times	39	Bryson Daily	Army	2024
rushed 25 times	39	Bryson Daily	Army	2024
rushed for 5 or more TDs	5	Walter Reyes	at Syracuse	2003
rushed for 4 TDs	4	Ezekiel Elliott	vs. Ohio State	2015
rushed for 3 TDs	3	Nicholas Singleton	Penn State	2024
rushed for 2 TDs	2	Quinshon Judkins	Ohio State	2024
a rush of 80 yards or more	89	Jashaun Corbin	at Florida State	2021
a rush of 70 yards	70	Quinshon Judkins	Ohio State	2024
a rush of 60 yards	60	Blake Horvath	at Navy	2024
a rush of 50 yards	60	Blake Horvath	at Navy	2024



## PASSING

passed for 300 yards	328	Jayden Maiava	USC	2025
passed for 400 yards	439	D.J. Uiagalelei	Clemson	2020
passed for 500 yards		never		
attempted 60 or more passes	60	Andy Kelly	Tennessee	1990
attempted 50 passes	51	Spencer Sanders	vs. Oklahoma St.	2021
attempted 40 passes	42	Jayden Maiava	USC	2025
completed 30 passes	34	Spencer Sanders	vs. Oklahoma St.	2021
completed 20 passes	25	Grayson James	at Boston College	2025
threw 6 or more TDs	6	Cody Kessler	Southern Cal	2014
threw 5 TDs	5	Drake Maye	at North Carolina	2022
threw 4 TDs	4	Spencer Sanders	vs. Oklahoma St.	2021
completed 90-yard or more pass	97	Kyle Orton	Purdue	2004
completed 80-yard pass	86	Marcel Reed	Texas A&M	2025
completed 70-yard pass	83	Ethan Hampton	Northern Illinois	2024
completed 60-yard pass	67	Gunner Stockton	Georgia	2024

## RECEIVING

caught 15 or more passes	15	Drake London	Southern Cal	2021
caught 10 passes	11	Emeka Egbuka	at Ohio State	2022
	11	Marvin Harrison Jr.	at Ohio State	2022
had 200 or more yards receiving	207	Mario Carver	Texas A&M	2025
had 150 yards receiving	150	Antoine Green	at North Carolina	2022
had 100 yards receiving	111	Ja’Kobi Lane	USC	2025
caught 3 or more TD passes	3	Ja’Kobi Lane	at USC	2024

## SCORING

accounted for 7 or more TDs	7	Spencer Sanders	vs. Oklahoma St.	2021
accounted for 6 TDs	6	Cody Kessler	Southern Cal	2014
accounted for 5 TDs	5	Jayden Maiava	at USC	2024

## DEFENSE

3 or more interceptions	3	Rod Johnson	NC State	2003
2 interceptions	2	Devin Neal	at Louisville	2023
3.0 or more sacks	3.0	Bradley Chubb	NC State	2016
2.0 sacks	2.0	Dani Dennis-Sutton	Penn State	2024

## SPECIAL TEAMS

kicked 4 or more field goals	4	Brock Travelstead	at Louisville	2023
kicked a 50-yd or more field goal	56	Brock Travelstead	Louisville	2024
kicked a punt of 65 or more yards	65	Jake Bailey	Stanford	2017
totaled 100 or more KR yards	117	Makai Lemon	at USC	2024

# GAME 1 AT MIAMI

NO. 7/8 NOTRE DAME 24, NO. 10/10 MIAMI 27

## SCORING SUMMARY

	1st	2nd	3rd	4th	Final
Notre Dame	0	7	0	17	24
Miami	0	14	7	6	27

QTR	TEAM	SCORING PLAY
2nd	MIA	M. Toney 28-yd pass from C. Beck (C. Davis kick), 8-70, 02:43
2nd	ND	M. Gilbert 7-yd pass from C. Carr (N. Burnette kick), 11-68, 05:49
2nd	MIA	C. Daniels 20-yd pass from C. Beck (C. Davis kick), 10-75, 05:09
3rd	MIA	C. Brown 5-yd rush (C. Davis kick), 12-75, 07:37
4th	ND	J. Faison 1-yd pass from C. Carr (N. Burnette kick), 11-64, 05:16
4th	MIA	C. Davis 38-yd FG, 4-8, 02:13
4th	ND	N. Burnette 39-yd FG, 10-54, 04:10
4th	ND	C. Carr 7-yd rush (N. Burnette kick), 3-75, 01:14
4th	MIA	C. Davis 47-yd FG, 10-46, 02:17

## GAME SUMMARY

	NOTRE DAME	MIAMI
FIRST DOWNS.....	18	20
RUSHES-YARDS (NET).....	28-93	38-119
PASSING YDS (NET).....	221	205
Passes Comp-Att-Int.....	19-30-1	20-31-0
TOTAL OFFENSE PLAYS-YARDS .....	58-314	69-324
Fumble Returns-Yards.....	0-0	0-0
Punt Returns-Yards.....	2-9	1-9
Kickoff Returns-Yards.....	1-15	1-32
Interception Returns-Yards.....	0-0	1-12
Punts (Number-Yds-Avg).....	4-180-45.0	5-213-42.6
Fumbles-Lost.....	2-1	1-0
Penalties-Yards.....	5-30	6-51
Time of Possession.....	26:03	33:57
Third-Down Conversions.....	4-9	5-14
Fourth-Down Conversions.....	0-0	1-2
Red-Zone Scores-Chances.....	3-3	3-4
Sacks By - Number-Yards .....	1-7	3-24



TE Eli Raridon posted the longest reception of his career with a 65-yard catch and led all players in the game with 97 receiving yards.

## August 31, 2025 | Miami, FL

Hard Rock Stadium | Kickoff - 7:44 PM | Time - 3:26 | Attendance - 66,793  
TV: ABC - Sean McDonough, Greg McElroy, Molly McGrath  
Weather: Rain, 77 F | Wind: N 4 MPH

## NOTRE DAME

RUSHING	Att.	Gain	Loss	Net	TD	Long	Avg.
Jadarian Price	6	49	4	45	0	30	7.5
Jeremiyah Love	10	33	0	33	0	8	3.3
CJ Carr	11	42	26	16	1	13	1.5
TEAM	1	0	1	-1	0	0	-1.0
- TOTALS -	28	124	31	93	1	30	3.3

PASSING	Comp.	Att.	INT	Yds	TD	Long	Sack
CJ Carr	19	30	1	221	2	65	3

RECEIVING	Targets	Catches	Yards	YAC	TD	Long
Eli Raridon	9	5	97	62	0	65
Jordan Faison	6	5	33	40	1	15
Jeremiyah Love	6	4	26	32	0	11
Micah Gilbert	2	2	17	5	1	10
Jaden Greathouse	3	0	0	0	0	0
-TOTALS -	29	19	221	151	2	65

PUNTING	No.	Yards	Avg.	Long	I-20	TB
James Rendell	4	180	45.0	55	1	0

FIELD GOALS	Made	Att.	Long	Kicks
Noah Burnette	1	1	39	39

## MIAMI

RUSHING	Att.	Gain	Loss	Net	TD	Long	Avg.
Mark Fletcher Jr.	15	69	3	66	0	15	4.4
CharMar Brown	15	54	0	54	1	8	3.6
Jordan Lyle	5	11	0	11	0	5	2.2
Dylan Joyce	0	0	2	-2	0	0	0.0
Carson Beck	2	5	7	-2	0	5	-1.0
TEAM	1	0	8	-8	0	0	-8.0
- TOTALS -	38	139	20	119	1	15	3.1

PASSING	Comp.	Att.	INT	Yds	TD	Long	Sack
Carson Beck	20	31	0	205	2	28	1

RECEIVING	Targets	Catches	Yards	YAC	TD	Long
Malachi Toney	10	6	82	40	1	28
CJ Daniels	5	5	46	13	1	20
Keelan Marion	5	3	29	6	0	14
CharMar Brown	2	2	17	26	0	10
Joshua Moore	4	2	8	3	0	8
Elija Lofton	2	1	15	2	0	15
Mark Fletcher Jr.	1	1	8	4	0	8
Joshisa Trader	2	0	0	0	0	0
- TOTALS -	31	20	205	94	2	28

PUNTING	No.	Yards	Avg.	Long	I-20	TB
Dylan Joyce	5	213	42.6	44	0	0

FIELD GOALS	Made	Att.	Long	Kicks
Carter Davis	2	2	47	38, 47

# GAME 2 VS TEXAS A&M

NO. 8/8 NOTRE DAME 40, NO. 16/17 TEXAS A&M 41

## SCORING SUMMARY

	1st	2nd	3rd	4th	Final
Texas A&M	7	21	3	10	41
Notre Dame	14	10	7	9	40

QTR	TEAM	SCORING PLAY
1st	ND	T. Johnson 20-yd blocked punt return (N. Burnette kick), 01:54
1st	TAMU	M. Craver 86-yd pass from M. Reed (R. Bond kick), 2-90, 00:47
1st	ND	J. Price 7-yd rush (N. Burnette kick), 7-75, 03:03
2nd	ND	N. Burnette 22-yd FG, 11-38, 05:55
2nd	TAMU	L. Moss 1-yd rush (R. Bond kick), 5-75, 02:31
2nd	ND	J. Love 36-yd pass from C. Carr (Burnette kick), 6-75, 02:40
2nd	TAMU	L. Moss 2-yd rush (R. Bond kick), 9-75, 04:11
2nd	TAMU	L. Moss 1-yd rush (R. Bond kick), 7-47, 02:20
3rd	ND	J. Price 17-yd rush (N. Burnette kick), 5-29, 02:15
3rd	TAMU	R. Bond 43-yd FG, 6-25, 02:50
4th	ND	N. Burnette 39-yd FG, 6-44, 01:36
4th	TAMU	R. Bond 45-yd FG, 11-47, 04:55
4th	ND	J. Love 12-yd rush (P. Zinter pass from T. Buchner failed), 12-75, 06:13
4th	TAMU	N. Boerckircher 11-yd pass from M. Reed (R. Bond kick), 13-74, 02:28

## GAME SUMMARY

	TEXAS A&M	NOTRE DAME
FIRST DOWNS.....	24	23
RUSHES-YARDS (NET).....	32-128	39-136
PASSING YDS (NET).....	360	293
Passes Comp-Att-Int.....	17-37-1	20-32-1
TOTAL OFFENSE PLAYS-YARDS.....	69-488	71-429
Fumble Returns-Yards.....	0-0	0-0
Punt Returns-Yards.....	0-0	2-56
Kickoff Returns-Yards.....	2-55	2-39
Interception Returns-Yards.....	1-3	1-0
Punts (Number-Yds-Avg).....	4-121-30.2	2-92-46.0
Fumbles-Lost.....	0-0	1-0
Penalties-Yards.....	13-86	5-31
Time of Possession.....	26:53	33:07
Third-Down Conversions.....	4-11	7-15
Fourth-Down Conversions.....	1-1	2-4
Red-Zone Scores-Chances.....	4-4	5-5
Sacks By - Number-Yards.....	2-15	0-0



**S Tae Johnson** recovered a blocked punt and returned it 20 yards for the first touchdown of his career.

September 13, 2025 | South Bend, IN

Notre Dame Stadium | Kickoff - 7:45 PM | Time - 3:55 | Attendance - 77,622  
TV: NBC - Noah Eagle, Todd Blackledge, Kathryn Tappen  
Weather: Cloudy, 72 F | Wind: SE 6 MPH

## NOTRE DAME

RUSHING	Att.	Gain	Loss	Net	TD	Long	Avg.
Jeremiyah Love	23	107	13	94	1	16	4.1
Jadarian Price	12	69	1	68	2	24	5.7
TEAM	1	0	11	-11	0	0	-11.0
CJ Carr	3	0	15	-15	0	0	-5.0
- TOTALS -	39	176	40	136	3	24	3.5

PASSING	Comp.	Att.	INT	Yds	TD	Long	Sack
CJ Carr	20	32	1	293	1	43	2

RECEIVING	Targets	Catches	Yards	YAC	TD	Long
Malachi Fields	11	5	77	12	0	27
Eli Raridon	4	4	85	27	0	43
Jeremiyah Love	6	4	53	45	1	36
Jaden Greathouse	2	2	41	11	0	34
Will Pauling	2	2	13	4	0	8
KK Smith	1	1	7	0	0	7
Jadarian Price	1	0	0	0	0	0
- TOTALS -	32	20	293	109	1	43

PUNTING	No.	Yards	Avg.	Long	I-20	TB
James Rendell	2	92	46.0	47	2	0

FIELD GOALS	Made	Att.	Long	Kicks
Noah Burnette	2	2	39	22, 39

## TEXAS A&M

RUSHING	Att.	Gain	Loss	Net	TD	Long	Avg.
Le'Veon Moss	20	81	0	81	3	12	4.0
Marcel Reed	7	38	1	37	0	14	5.3
Rueben Owens II	3	6	1	5	0	4	1.7
Amari Daniels	1	4	0	4	0	4	4.0
Terry Bussey	1	1	0	1	0	1	1.0
- TOTALS -	32	130	2	128	3	14	4.0

PASSING	Comp.	Att.	INT	Yds	TD	Long	Sack
Marcel Reed	17	37	1	360	2	86	0

RECEIVING	Targets	Catches	Yards	YAC	TD	Long
Mario Craver	12	7	207	139	1	86
KC Concepcion	11	4	82	15	0	45
Terry Bussey	2	2	27	13	0	18
Theo Melin Ohrström	4	2	9	4	0	7
Reuben Owens II	1	1	24	6	0	24
Nate Boerckircher	1	1	11	0	1	11
Ashton Bethel-Roman	2	0	0	0	0	0
Le'Veon Moss	1	0	0	0	0	0
Amari Niblack	2	0	0	0	0	0
- TOTALS -	36	17	360	177	2	86

PUNTING	No.	Yards	Avg.	Long	I-20	TB
Tyler White	3	121	40.3	45	0	0
TEAM	1	0	0.0	0	0	0

FIELD GOALS	Made	Att.	Long	Kicks
Randy Bond	2	3	45	x52, 43, 45



# GAME 3 VS PURDUE

NO. 24/21 NOTRE DAME 56, PURDUE 30

## SCORING SUMMARY

	1st	2nd	3rd	4th	Final
Purdue	7	16	0	7	30
Notre Dame	14	21	21	0	56

QTR	TEAM	SCORING PLAY
1st	ND	M. Fields 66-yd pass from C. Carr (E. Schmidt kick), 1-66, 00:09
1st	PUR	R. Browne 14-yd pass from D. Mockobee (S. Porath kick), 6-75, 02:42
1st	ND	J. Love 1-yd rush (E. Schmidt kick), 10-56, 04:57
2nd	PUR	S. Porath 48-yd FG, 13-45, 06:04
2nd	ND	J. Price 21-yd rush (E. Schmidt kick), 9-75, 04:50
2nd	ND	J. Price 9-yd rush (E. Schmidt kick), 5-36, 02:16
2nd	PUR	S. Porath 26-yd FG, 12-67, 04:47
2nd	PUR	S. Porath 35-yd FG, 4-1, 00:27
2nd	ND	J. Price 100-yd kickoff return (E. Schmidt kick), 00:00
2nd	PUR	N. Tuggle 24-yd pass from R. Browne (S. Porath kick), 6-75, 00:53
3rd	ND	J. Love 46-yd rush (E. Schmidt kick), 5-75, 02:06
3rd	ND	J. Faison 48-yd pass from C. Carr (E. Schmidt kick), 3-67, 01:11
3rd	ND	J. Price 1-yd rush (E. Schmidt kick), 8-70, 05:01
4th	PUR	J. Watson 24-yd pass from M. Singleton (S. Porath kick), 5-58, 02:05

## GAME SUMMARY

	PURDUE	NOTRE DAME
FIRST DOWNS.....	20	27
RUSHES-YARDS (NET).....	28-76	43-254
PASSING YDS (NET).....	303	281
Passes Comp-Att-Int.....	25-40-2	17-20-0
TOTAL OFFENSE PLAYS-YARDS .....	68-379	63-535
Fumble Returns-Yards.....	0-0	0-0
Punt Returns-Yards.....	0-0	2-13
Kickoff Returns-Yards.....	0-0	4-167
Interception Returns-Yards.....	0-0	2-8
Punts (Number-Yds-Avg).....	5-226-45.2	0-0-0
Fumbles-Lost.....	1-0	1-1
Penalties-Yards.....	7-75	3-30
Time of Possession.....	28:00	32:00
Third-Down Conversions.....	4-14	6-10
Fourth-Down Conversions.....	1-1	0-2
Red-Zone Scores-Chances.....	3-3	3-4
Sacks By - Number-Yards .....	1-6	3-18



RB Jadarian Price tallied four total touchdowns – three rushing and one kickoff return – with 216 all-purpose yards.

## September 20, 2025 | South Bend, IN

Notre Dame Stadium | Kickoff - 3:41 PM | Time - 4:54 | Attendance - 77,622

TV: NBC - Dan Hicks, Jason Garrett, Zora Stephenson

Weather: Cloudy, 83 F (game delayed for 1:54 due to lightning) | Wind: S 6 MPH

## NOTRE DAME

RUSHING	Att.	Gain	Loss	Net	TD	Long	Avg.
Jeremiyah Love	19	160	3	157	2	46	8.3
Jadarian Price	9	74	0	74	3	21	8.2
Nolan James Jr.	4	11	0	11	0	5	2.8
Aneayas Williams	4	10	0	10	0	3	2.5
Kenny Minchey	1	6	0	6	0	6	6.0
CJ Carr	2	6	6	0	0	6	0.0
TEAM	4	0	4	-4	0	0	-1.0
- TOTALS -	43	267	13	254	5	46	5.9

PASSING	Comp.	Att.	INT	Yds	TD	Long	Sack
CJ Carr	10	12	0	223	2	66	1
Kenny Minchey	7	8	0	58	0	26	0
- TOTALS -	17	20	0	281	2	66	1

RECEIVING	Targets	Catches	Yards	YAC	TD	Long
Jordan Faison	6	5	105	33	1	48
Ty Washington	3	3	19	5	0	14
Malachi Fields	2	2	78	20	1	66
Micah Gilbert	2	2	37	11	0	26
Will Pauling	2	2	29	16	0	21
KK Smith	1	1	11	0	0	11
Logan Saldate	1	1	2	0	0	2
Jack Larsen	1	1	0	3	0	0
Jaden Greathouse	1	0	0	0	0	0
Elijah Burress	1	0	0	0	0	0
- TOTALS -	20	17	281	88	2	66

PUNTING	No.	Yards	Avg.	Long	I-20	TB
(none)						

FIELD GOALS	Made	Att.	Long	Kicks
Erik Schmidt	0	1	n/a	x31

## PURDUE

RUSHING	Att.	Gain	Loss	Net	TD	Long	Avg.
Malachi Singleton	5	26	0	26	0	12	5.2
Ryan Browne	6	31	13	18	0	11	3.0
Devin Mockobee	12	18	2	16	0	6	1.3
Jack McCallister	1	10	0	10	0	10	10.0
Antonio Harris	3	6	1	5	0	5	1.7
Michael Jackson III	1	1	0	1	0	1	1.0
- TOTALS -	28	92	16	76	0	12	2.7

PASSING	Comp.	Att.	INT	Yds	TD	Long	Sack
Ryan Browne	21	34	1	250	1	31	2
Malachi Singleton	3	4	1	39	1	24	0
Devin Mockobee	1	1	0	14	1	14	0
TEAM	0	1	0	0	0	0	0

RECEIVING	Targets	Catches	Yards	YAC	TD	Long
Devin Mockobee	7	7	56	57	0	23
Michael Jackson III	6	4	62	15	0	20
Nitro Tuggle	6	3	66	0	1	31
Jesse Watson	5	2	28	0	1	24
George Burhenn	2	2	20	1	0	14
Antonio Harris	3	2	20	21	0	11
Corey Smith	2	2	19	0	0	13
Arhmad Branch	4	2	18	5	0	13
Ryan Browne	1	1	14	16	1	14
EJ Horton	1	0	0	0	0	0
Christian Earl	1	0	0	0	0	0
Rico Walker	1	0	0	0	0	0
- TOTALS -	39	25	303	115	3	31

PUNTING	No.	Yards	Avg.	Long	I-20	TB
Jack McCallister	5	226	45.2	58	1	0

FIELD GOALS	Made	Att.	Long	Kicks
Spencer Porath	3	3	48	48, 26, 35

GAME 4 AT ARKANSAS

NO. 22/21 NOTRE DAME 56, ARKANSAS 13

SCORING SUMMARY

	1st	2nd	3rd	4th	Final
Notre Dame	14	28	7	7	56
Arkansas	3	10	0	0	13

QTR	TEAM	SCORING PLAY
1st	ARK	S. Starzyk 39-yd FG, 7-54, 02:05
1st	ND	J. Love 1-yd rush (N. Burnette kick), 10-75, 04:39
1st	ND	J. Love 7-yd pass from C. Carr (N. Burnette kick), 6-73, 03:14
2nd	ARK	J. McRoy 1-yd rush (S. Starzyk kick), 14-75, 07:55
2nd	ND	W. Pauling 23-yd pass from C. Carr (N. Burnette kick), 6-75, 02:53
2nd	ND	J. Love 34-yd pass from C. Carr (N. Burnette kick), 5-70, 01:25
2nd	ARK	S. Starzyk 49-yd FG, 6-44, 02:16
2nd	ND	J. Love 3-yd rush (N. Burnette kick), 12-75, 03:13
2nd	ND	J. Price 35-yd pass from C. Carr (N. Burnette kick), 2-45, 00:15
3rd	ND	J. Price 16-yd rush (E. Schmidt kick), 11-87, 05:47
4th	ND	A. Williams 17-yd rush (E. Schmidt kick), 4-57, 02:07

GAME SUMMARY

	NOTRE DAME	ARKANSAS
FIRST DOWNS.....	32	15
RUSHES-YARDS (NET).....	40-210	30-158
PASSING YDS (NET).....	431	207
Passes Comp-Att-Int.....	24-32-0	17-32-1
TOTAL OFFENSE PLAYS-YARDS .....	72-641	62-365
Fumble Returns-Yards.....	0-0	0-0
Punt Returns-Yards.....	1-3	0-0
Kickoff Returns-Yards.....	0-0	0-0
Interception Returns-Yards.....	1-0	2-8
Punts (Number-Yds-Avg).....	0-0-0	2-90-45.0
Fumbles-Lost.....	0-0	1-1
Penalties-Yards.....	5-42	6-60
Time of Possession.....	32:47	27:13
Third-Down Conversions.....	6-10	7-15
Fourth-Down Conversions.....	2-3	1-3
Red-Zone Scores-Chances.....	5-5	1-2
Sacks By - Number-Yards .....	3-21	1-14



QB CJ Carr completed 22 of 30 passes for 354 yards and four touchdowns with no interceptions.

September 27, 2025 | Fayetteville, AR

Razorback Stadium | Kickoff - 11:07 AM CT | Time - 3:20 | Attendance - 75,111  
TV: ABC - Dave Pasch, Dusty Dvoracek, Taylor McGregor  
Weather: Sunny, 75 F | Wind: SW 3 MPH

NOTRE DAME

RUSHING	Att.	Gain	Loss	Net	TD	Long	Avg.
Jadarian Price	13	86	0	86	1	20	6.6
Jeremiah Love	14	58	1	57	2	15	4.1
Gi'Bran Payne	3	29	2	27	0	24	9.0
Nolan James Jr.	4	22	0	22	0	15	5.5
Aneyas Williams	2	20	0	20	1	17	10.0
CJ Carr	2	14	14	0	0	14	0.0
Kenny Minchey	1	0	0	0	0	0	0.0
TEAM	1	0	2	-2	0	0	-2.0
- TOTALS -	40	229	19	210	4	24	5.2

PASSING	Comp.	Att.	INT	Yds	TD	Long	Sack
CJ Carr	22	30	0	354	4	35	1
Jordan Faison	1	1	0	40	0	40	0
Kenny Minchey	1	1	0	37	0	37	0
- TOTALS -	24	32	0	431	4	40	1

RECEIVING	Targets	Catches	Yards	YAC	TD	Long
Jordan Faison	8	7	89	52	0	24
Jeremiah Love	5	5	70	51	2	34
Malachi Fields	6	3	72	51	0	40
Will Pauling	4	3	53	14	1	23
Eli Raridon	3	2	43	32	0	25
Jaden Greathouse	3	2	32	4	0	24
Matt Jeffery	1	1	37	9	0	37
Jadarian Price	1	1	35	34	1	35
Ty Washington	1	0	0	0	0	0
- TOTALS -	32	24	431	247	4	40

PUNTING	No.	Yards	Avg.	Long	I-20	TB
(none)						

FIELD GOALS	Made	Att.	Long	Kicks
(none)				

ARKANSAS

RUSHING	Att.	Gain	Loss	Net	TD	Long	Avg.
Taylen Green	10	102	21	81	0	54	8.1
Mike Washington	15	63	0	63	0	21	4.2
Braylen Russell	3	15	0	15	0	7	5.0
JacQawn McRoy	1	1	0	1	1	1	1.0
- TOTALS -	30	181	23	158	1	54	5.3

PASSING	Comp.	Att.	INT	Yds	TD	Long	Sack
Taylen Green	17	32	1	207	0	33	3

RECEIVING	Targets	Catches	Yards	YAC	TD	Long
O'Mega Blake	10	6	73	20	0	33
Raylen Sharpe	7	5	42	14	0	20
Jaden Platt	3	1	23	17	0	23
Rohan Jones	1	1	23	1	0	23
Andy Jean	1	1	21	4	0	21
Jalen Brown	4	1	11	1	0	11
Andreas Paaske	1	1	8	7	0	8
Mike Washington	2	1	6	14	0	6
Braylen Russell	1	0	0	0	0	0
CJ Brown	2	0	0	0	0	0
- TOTALS -	32	17	207	78	0	33

PUNTING	No.	Yards	Avg.	Long	I-20	TB
Devin Bale	2	90	45.0	47	0	0

FIELD GOALS	Made	Att.	Long	Kicks
Scott Starzyk	2	2	49	39, 49

GAME 5 VS BOISE STATE

NO. 21/21 NOTRE DAME 28, BOISE STATE 7

SCORING SUMMARY

	1st	2nd	3rd	4th	Final
Boise State	0	7	0	0	7
Notre Dame	6	8	7	7	28

QTR	TEAM	SCORING PLAY
1st	ND	W. Pauling 19-yd pass from C. Carr (E. Schmidt kick blocked), 6-69, 02:25
2nd	BSU	M. Madsen 1-yd rush (C. Boomer kick), 10-72, 05:24
2nd	ND	J. Love 4-yd rush (W. Pauling pass from C. Carr), 9-75, 03:15
3rd	ND	M. Fields 6-yd pass from C. Carr (M. Diomedes kick), 10-79, 04:31
4th	ND	J. Price 49-yd rush (M. Diomedes kick), 2-52, 00:43

October 4, 2025 | South Bend, IN

Notre Dame Stadium | Kickoff - 3:35 PM | Time - 3:16 | Attendance - 77,622  
TV: NBC - Dan Hicks, Jason Garrett, Zora Stephenson  
Weather: Sunny, 84 F

NOTRE DAME

RUSHING	Att.	Gain	Loss	Net	TD	Long	Avg.
Jeremiyah Love	16	107	4	103	1	36	6.4
Jadarion Price	8	86	3	83	1	49	10.4
CJ Carr	3	30	5	25	0	28	8.3
TEAM	3	0	3	-3	0	0	-1.0
Jordan Faison	1	0	8	-8	0	0	-8.0
- TOTALS -	31	223	23	200	2	49	6.5

PASSING	Comp.	Att.	INT	Yds	TD	Long	Sack
CJ Carr	15	23	0	189	2	24	0

RECEIVING	Targets	Catches	Yards	YAC	TD	Long
Jordan Faison	7	6	83	41	0	24
Malachi Fields	5	4	44	24	1	22
Will Pauling	5	2	43	16	1	24
Eli Raridon	2	2	8	3	0	5
Jeremiyah Love	1	1	11	7	0	11
Micah Gilbert	1	0	0	0	0	0
- TOTALS -	21	15	189	91	2	24

PUNTING	No.	Yards	Avg.	Long	I-20	TB
James Rendell	3	133	44.3	45	1	1

GAME SUMMARY

	BOISE STATE	NOTRE DAME
FIRST DOWNS.....	23	19
RUSHES-YARDS (NET).....	34-100	31-200
PASSING YDS (NET).....	215	189
Passes Comp-Att-Int.....	22-37-4	15-23-0
TOTAL OFFENSE PLAYS-YARDS .....	71-315	54-389
Fumble Returns-Yards.....	0-0	0-0
Punt Returns-Yards.....	0-0	2-18
Kickoff Returns-Yards.....	0-0	0-0
Interception Returns-Yards.....	0-0	4-28
Punts (Number-Yds-Avg).....	4-155-34.2	3-133-44.3
Fumbles-Lost.....	1-0	3-0
Penalties-Yards.....	13-112	11-112
Time of Possession.....	35:46	24:14
Third-Down Conversions.....	6-15	4-9
Fourth-Down Conversions.....	1-3	0-2
Red-Zone Scores-Chances.....	1-1	3-4
Sacks By - Number-Yards .....	0-0	4-33

BOISE STATE

RUSHING	Att.	Gain	Loss	Net	TD	Long	Avg.
Sire Gaines	11	39	0	39	0	9	3.5
Dylan Riley	5	33	0	33	0	20	6.6
Cameron Bates	2	17	0	17	0	10	8.5
Malik Sherrod	3	6	0	6	0	4	2.0
Maddux Madsen	13	38	33	5	1	10	0.4
- TOTALS -	34	133	33	100	1	20	2.9

PASSING	Comp.	Att.	INT	Yds	TD	Long	Sack
Maddux Madsen	22	37	4	215	0	28	4

RECEIVING	Targets	Catches	Yards	YAC	TD	Long
Latrell Caples	11	6	52	16	0	13
Chris Marshall	5	4	58	27	0	28
Ben Ford	6	3	28	18	0	13
Malik Sherrod	3	3	22	13	0	10
Matt Wagner	4	2	30	30	0	28
Dylan Riley	2	2	11	10	0	9
Chase Penry	1	1	7	2	0	7
Luke Voorhees	2	1	7	5	0	7
Qumonte Williams Jr.	1	0	0	0	0	0
Cameron Bates	1	0	0	0	0	0
- TOTALS -	36	22	215	121	0	28

PUNTING	No.	Yards	Avg.	Long	I-20	TB
Oscar Doyle	4	155	38.8	50	0	0

FIELD GOALS	Made	Att.	Long	Kicks
(none)				



CB Leonard Moore hauled in a pair of interceptions as the Irish defense shut out the Broncos in the second half and amassed four INTs in the game.



GAME 6 VS NC STATE

NO. 16/16 NOTRE DAME 36, NC STATE 7

SCORING SUMMARY

	1st	2nd	3rd	4th	Final
NC State	0	7	0	0	7
Notre Dame	7	3	14	12	36

QTR	TEAM	SCORING PLAY
1st	ND	J. Love 2-yd rush (N. Burnette kick), 6-58, 03:04
2nd	NCST	T. Anderson 45-yd pass from C. Bailey (K. Vinesett kick), 11-83, 04:27
2nd	ND	N. Burnette 48-yd FG, 5-40, 00:23
3rd	ND	K. Smith 18-yd pass from C. Carr (N. Burnette kick), 11-90, 05:56
3rd	ND	W. Pauling 12-yd pass from C. Carr (N. Burnette kick), 5-80, 01:28
4th	ND	N. Burnette 34-yd FG, 4-1, 01:16
4th	ND	Safety
4th	ND	J. Love 1-yd rush (E. Schmidt kick), 10-82, 03:41

GAME SUMMARY

	NC STATE	NOTRE DAME
FIRST DOWNS.....	12	24
RUSHES-YARDS (NET).....	28-51	39-143
PASSING YDS (NET).....	182	342
Passes Comp-Att-Int.....	18-31-3	19-32-1
TOTAL OFFENSE PLAYS-YARDS .....	59-233	71-485
Fumble Returns-Yards.....	0-0	0-0
Punt Returns-Yards.....	1-2	1-23
Kickoff Returns-Yards.....	1-17	2-39
Interception Returns-Yards.....	1-0	3-69
Punts (Number-Yds-Avg).....	7-318-45.4	3-132-44.0
Fumbles-Lost.....	1-0	1-1
Penalties-Yards.....	5-60	6-55
Time of Possession.....	28:47	31:13
Third-Down Conversions.....	5-16	6-14
Fourth-Down Conversions.....	1-3	1-3
Red-Zone Scores-Chances.....	0-0	5-8
Sacks By - Number-Yards .....	2-15	4-32



S Adon Shuler had an interception return for 44 yards early in the fourth quarter as the Irish collected three INTs in the contest.

October 11, 2025 | South Bend, IN

Notre Dame Stadium | Kickoff - 3:36 PM | Time - 3:26 | Attendance - 77,622  
TV: NBC - Dan Hicks, Jason Garrett, Zora Stephenson  
Weather: Sunny, 67 F | Wind: NE 8 MPH

NOTRE DAME

RUSHING	Att.	Gain	Loss	Net	TD	Long	Avg.
Jeremiyah Love	18	86	0	86	2	24	4.8
Jadarian Price	15	68	2	66	0	20	4.4
Tyler Buchner	1	3	0	3	0	3	3.0
TEAM	2	0	2	-2	0	0	-1.0
CJ Carr	3	5	15	-10	0	5	-3.3
- TOTALS -	39	162	19	143	2	24	3.7

PASSING	Comp.	Att.	INT	Yds	TD	Long	Sack
CJ Carr	19	31	1	342	2	42	2
TEAM	0	1	0	0	0	0	0

RECEIVING	Targets	Catches	Yards	YAC	TD	Long
Eli Raridon	7	7	109	16	0	36
Will Pauling	7	4	105	28	1	42
Jordan Faison	5	4	49	29	0	17
KK Smith	4	3	59	13	1	31
Malachi Fields	7	1	20	1	0	20
Jeremiyah Love	1	0	0	0	0	0
- TOTALS -	31	19	342	87	2	42

PUNTING	No.	Yards	Avg.	Long	I-20	TB
James Rendell	3	132	44.0	47	1	0

FIELD GOALS	Made	Att.	Long	Kicks
Noah Burnette	2	2	48	48, 34

NC STATE

RUSHING	Att.	Gain	Loss	Net	TD	Long	Avg.
Hollywood Smothers	12	46	0	46	0	10	3.8
Jayden Scott	5	15	0	15	0	7	3.0
Will Wilson	2	4	0	4	0	2	2.0
CJ Bailey	9	20	34	-14	0	10	-1.6
- TOTALS -	28	85	34	51	0	10	1.8

PASSING	Comp.	Att.	INT	Yds	TD	Long	Sack
CJ Bailey	17	30	3	186	1	45	4
Hollywood Smothers	1	1	0	-4	0	0	0
- TOTALS -	18	31	3	182	1	45	4

RECEIVING	Targets	Catches	Yards	YAC	TD	Long
Hollywood Smothers	5	4	21	20	0	9
Terrell Anderson	3	3	57	14	1	45
Keenan Jackson	5	3	27	11	0	14
Jayden Scott	3	3	26	23	0	15
Teddy Hoffmann	3	2	47	2	0	26
Justin Joly	4	2	8	2	0	6
CJ Bailey	1	1	-4	0	0	0
Noah Rogers	2	0	0	0	0	0
Wesley Grimes	3	0	0	0	0	0
- TOTALS -	29	18	182	72	1	45

PUNTING	No.	Yards	Avg.	Long	I-20	TB
Caden Noonkester	7	318	45.4	56	2	1

FIELD GOALS	Made	Att.	Long	Kicks
(none)				



# GAME 7 VS USC

NO. 13/15 NOTRE DAME 34, NO. 20/21 USC 24

## SCORING SUMMARY

	1st	2nd	3rd	4th	Final
USC	10	3	11	0	24
Notre Dame	7	7	13	7	34

QTR	TEAM	SCORING PLAY
1st	USC	L. McRee 10-yd pass from J. Maiava (R. Sayeri kick), 10-75, 03:51
1st	ND	J. Love 12-yd rush (N. Burnette kick), 4-75, 00:58
1st	USC	R. Sayeri 42-yd FG, 7-50, 02:07
2nd	ND	J. Price 16-yd rush (N. Burnette kick), 4-63, 01:36
2nd	USC	R. Sayeri 24-yd FG, 9-71, 04:09
3rd	ND	W. Pauling 6-yd pass from C. Carr (N. Burnette kick), 13-75, 06:56
3rd	USC	R. Sayeri 43-yd FG, 5-39, 01:45
3rd	USC	J. Lane 59-yd pass from J. Maiava (J. Lane pass from J. Maiava), 3-71, 00:53
3rd	ND	J. Price 100-yd kickoff return (N. Burnette kick missed), 00:00
4th	ND	C. Carr 1-yd rush (N. Burnette kick), 7-50, 03:55

## GAME SUMMARY

	USC	NOTRE DAME
FIRST DOWNS.....	23	23
RUSHES-YARDS (NET).....	29-68	44-306
PASSING YDS (NET).....	328	136
Passes Comp-Att-Int.....	22-42-2	16-26-1
TOTAL OFFENSE PLAYS-YARDS .....	71-396	70-442
Fumble Returns-Yards.....	0-0	0-0
Punt Returns-Yards.....	0-0	0-0
Kickoff Returns-Yards.....	1-19	2-113
Interception Returns-Yards.....	1-18	2-15
Punts (Number-Yds-Avg).....	2-103-51.5	4-196-49.0
Fumbles-Lost.....	1-1	0-0
Penalties-Yards.....	1-5	8-96
Time of Possession.....	27:02	32:58
Third-Down Conversions.....	6-14	3-11
Fourth-Down Conversions.....	0-2	1-2
Red-Zone Scores-Chances.....	2-3	4-7
Sacks By - Number-Yards .....	1-9	2-9



RB Jeremiah Love had a career-high 228 rushing yards on 24 carries to average 9.5 yards per carry.

## October 18, 2025 | South Bend, IN

Notre Dame Stadium | Kickoff - 7:36 PM | Time - 3:35 | Attendance - 77,622  
TV: NBC - Noah Eagle, Todd Blackledge, Kathryn Tappen  
Weather: Cloudy, 67 F, Rain | Wind: SW 5 MPH

## NOTRE DAME

RUSHING	Att.	Gain	Loss	Net	TD	Long	Avg.
Jeremiah Love	24	230	2	228	1	63	9.5
Jadarian Price	13	93	6	87	1	32	6.7
TEAM	2	0	2	-2	0	0	-1.0
CJ Carr	5	7	14	-7	1	4	-1.4
- TOTALS -	44	330	24	306	3	63	7.0

PASSING	Comp.	Att.	INT	Yds	TD	Long	Sack
CJ Carr	16	26	1	136	1	15	1

RECEIVING	Targets	Catches	Yards	YAC	TD	Long
Jordan Faison	8	6	60	28	0	15
Jeremiah Love	5	5	37	43	0	12
Will Pauling	5	2	16	0	1	10
Jadarian Price	11	1	9	14	0	9
Malachi Fields	3	1	9	4	0	9
Eli Raridon	3	1	5	3	0	5
Matt Jeffery	1	0	0	0	0	0
- TOTALS -	26	16	136	92	1	15

PUNTING	No.	Yards	Avg.	Long	I-20	TB
James Rendell	4	196	49.0	55	3	0

FIELD GOALS	Made	Att.	Long	Kicks
Noah Burnette	0	1	n/a	x31

## USC

RUSHING	Att.	Gain	Loss	Net	TD	Long	Avg.
King Miller	17	71	1	70	0	15	3.9
Bryan Jackson	6	23	1	22	0	8	3.7
Husan Longstreet	1	0	0	0	0	0	0.0
Harry Dalton III	1	0	2	-2	0	0	-2.0
Jayden Maiava	2	0	9	-9	0	0	-4.5
Makai Lemon	1	0	13	-13	0	0	-13.0
- TOTALS -	29	94	26	68	0	15	2.3

PASSING	Comp.	Att.	INT	Yds	TD	Long	Sack
Jayden Maiava	22	42	2	328	2	59	2

RECEIVING	Targets	Catches	Yards	YAC	TD	Long
Ja'Kobi Lane	12	6	111	39	1	59
Tanook KHines	8	5	67	12	0	24
Makai Lemon	5	4	76	39	0	42
Lake McRee	5	2	18	10	1	10
King Miller	4	1	14	5	0	10
Walker Lyons	3	1	25	13	0	25
Bryan Jackson	2	1	17	23	0	17
Jaden Richardson	1	1	0	2	0	0
Jadyn Ramos	1	0	0	0	0	0
- TOTALS -	41	22	328	143	2	59

PUNTING	No.	Yards	Avg.	Long	I-20	TB
Sam Johnson	2	103	51.5	59	0	0

FIELD GOALS	Made	Att.	Long	Kicks
Ryon Sayeri	3	3	43	42, 24, 43

# GAME 8 AT BOSTON COLLEGE

NO. 12/12 NOTRE DAME 25, BOSTON COLLEGE 10

### SCORING SUMMARY

	1st	2nd	3rd	4th	Final
Notre Dame	0	12	6	7	25
Boston College	0	7	3	0	10

QTR	TEAM	SCORING PLAY
2nd	ND	M. Fields 40 yd pass from C. Carr (N. Burnette kick missed), 10-85, 05:20
2nd	ND	W. Pauling 44 yd pass from C. Carr (J. Love pass from C. Carr failed), 4-73, 01:30
2nd	BC	R. Harris 25 yd pass from G. James (L. Lombardo kick), 7-75, 01:31
3rd	BC	L. Lombardo 25 yd FG, 21-74, 11:20
3rd	ND	J. Love 3 yd rush (M. Diomedé kick missed), 7-75, 03:04
4th	ND	J. Love 94 yd rush (E. Schmidt kick), 1-94, 00:14

### November 1, 2025 | Chestnut Hill, MA

Alumni Stadium | Kickoff - 3:41 PM | Time - 3:17 | Attendance - 44,500  
 TV: ESPN - Roy Philpott, Brock Osweiler, Stormy Buonantony  
 Weather: Sunny, 53 | Wind: W 16 MPH

### NOTRE DAME

RUSHING	Att.	Gain	Loss	Net	TD	Long	Avg.
Jeremiyah Love	17	143	7	136	2	94	8.0
CJ Carr	2	12	0	12	0	10	6.0
Jadarian Price	9	18	6	12	0	5	1.3
TEAM	1	0	1	-1	0	0	-1.0
- TOTALS -	29	173	14	159	2	94	5.5

PASSING	Comp.	Att.	INT	Yds	TD	Long	Sack
CJ Carr	18	25	0	299	2	46	0
TEAM	0	1	0	0	0	0	0

RECEIVING	Targets	Catches	Yards	YAC	TD	Long
Jordan Faison	5	4	82	13	0	46
Will Pauling	7	4	73	17	1	44
Jeremiyah Love	5	4	30	36	0	14
Eli Raridon	3	3	59	12	0	30
Malachi Fields	4	2	52	16	1	40
Jadarian Price	1	1	3	8	0	3
- TOTALS -	25	18	299	102	2	46

PUNTING	No.	Yards	Avg.	Long	I-20	TB
James Rendell	2	85	42.5	44	2	0

FIELD GOALS	Made	Att.	Long	Kicks
Erik Schmidt	0	1	n/a	x35

### BOSTON COLLEGE

RUSHING	Att.	Gain	Loss	Net	TD	Long	Avg.
Turbo Richard	16	32	6	26	0	6	1.6
Jordan McDonald	3	5	1	4	0	4	1.3
Dylan Lonergan	1	3	0	3	0	3	3.0
Grayson James	13	12	33	-21	0	4	-1.6
- TOTALS -	33	52	40	12	0	6	0.4

PASSING	Comp.	Att.	INT	Yds	TD	Long	Sack
Grayson James	25	37	2	240	1	25	6
Dylan Lonergan	5	8	1	29	0	13	0
- TOTALS -	30	45	3	269	1	25	6

RECEIVING	Targets	Catches	Yards	YAC	TD	Long
Lewis Bond	12	8	92	32	0	22
Jaedn Skeete	10	8	73	36	0	22
Jeremiah Franklin	9	7	46	15	0	8
Turbo Richard	5	4	9	21	0	8
Reed Harris	5	2	28	1	1	25
Kaelan Chudzinski	3	1	21	18	0	21
Dawson Pough	1	0	0	0	0	0
- TOTALS -	45	30	269	123	1	25

PUNTING	No.	Yards	Avg.	Long	I-20	TB
Shamus Florio	3	101	33.7	42	1	0

FIELD GOALS	Made	Att.	Long	Kicks
Luca Lombardo	1	1	25	25

### GAME SUMMARY

	NOTRE DAME	BOSTON COLLEGE
FIRST DOWNS.....	22	21
RUSHES-YARDS (NET).....	29-159	33-12
PASSING YDS (NET).....	299	269
Passes Comp-Att-Int.....	18-26-0	30-45-3
TOTAL OFFENSE PLAYS-YARDS .....	55-458	78-281
Fumble Returns-Yards.....	0-0	0-0
Punt Returns-Yards.....	1-4	0-0
Kickoff Returns-Yards.....	5-312	3-197
Interception Returns-Yards.....	1-18	2-15
Punts (Number-Yds-Avg).....	2-103-51.5	4-196-49.0
Fumbles-Lost.....	2-1	1-0
Penalties-Yards.....	7-67	9-80
Time of Possession.....	24:33	35:27
Third-Down Conversions.....	3-10	8-18
Fourth-Down Conversions.....	2-4	2-4
Red-Zone Scores-Chances.....	1-3	1-1
Sacks By - Number-Yards .....	5-25	0-0



S Tae Johnson had two interceptions while S Adon Shuler added an interception of his own.

GAME 9 VS NAVY

NO. 10/10 NOTRE DAME 49, NR/RV NAVY 10

SCORING SUMMARY					
	1st	2nd	3rd	4th	Final
Navy	0	10	0	0	10
Notre Dame	7	14	21	7	49
QTR	TEAM	SCORING PLAY			
1st	ND	J. Love 1 yd rush (E. Schmidt kick), 7-94, 04:06			
2nd	NAV	B. Woodson 2 yd rush (N. Kirkwood kick), 8-53, 04:19			
2nd	ND	J. Price 2 yd rush (E. Schmidt kick), 9-71, 05:02			
2nd	ND	J. Faison 5 yd pass from C. Carr (E. Schmidt kick), 7-68, 02:43			
2nd	NAV	N. Kirkwood 33 yd FG, 9-59, 01:27			
3rd	ND	J. Love 48 yd rush (E. Schmidt kick), 4-65, 01:33			
3rd	ND	K. Smith 34 yd pass from C. Carr (E. Schmidt kick), 1-34, 00:07			
3rd	ND	T. Washington 4 yd pass from C. Carr (E. Schmidt kick), 6-49, 03:21			
4th	ND	A. Williams 54 yd rush (E. Schmidt kick), 9-93, 05:13			

GAME SUMMARY		
	NAVY	NOTRE DAME
FIRST DOWNS.....	13	23
RUSHES-YARDS (NET).....	45-206	38-249
PASSING YDS (NET).....	22	253
Passes Comp-Att-Int.....	3-10-0	16-19-0
TOTAL OFFENSE PLAYS-YARDS .....	55-228	57-502
Fumble Returns-Yards.....	0-0	0-0
Punt Returns-Yards.....	0-0	0-0
Kickoff Returns-Yards.....	0-0	2-26
Interception Returns-Yards.....	0-0	0-0
Punts (Number-Yds-Avg).....	6-262-43.7	1-28-28.0
Fumbles-Lost.....	1-0	0-0
Penalties-Yards.....	6-57	0-0
Time of Possession.....	29:23	30:37
Third-Down Conversions.....	3-11	7-10
Fourth-Down Conversions.....	0-1	2-2
Red-Zone Scores-Chances.....	2-2	4-5
Sacks By - Number-Yards .....	0-0	2-14



LB Jaiden Ausberry had eight tackles, two tackles for loss, a sack and forced a fumble as the Irish stifled the Navy offense.

November 8, 2025   South Bend, IN							
Notre Dame Stadium   Kickoff - 7:36 PM   Time - 2:57   Attendance - 77,622							
TV: NBC - Noah Eagle, Todd Blackledge, Kathryn Tappen							
Weather: Rain, 41   Wind: E 5 MPH							
NOTRE DAME							
RUSHING	Att.	Gain	Loss	Net	TD	Long	Avg.
Jeremiyah Love	13	94	0	94	2	48	7.2
Aneyas Williams	5	72	0	72	1	54	14.4
Jadarian Price	10	47	0	47	1	12	4.7
Gi'Bran Payne	6	27	1	26	0	12	4.3
Kenny Minchey	1	13	0	13	0	13	13.0
TEAM	3	0	3	-3	0	0	-1.0
- TOTALS -	38	253	4	249	4	54	6.6
PASSING	Comp.	Att.	INT	Yds	TD	Long	Sack
CJ Carr	13	16	0	218	3	52	0
Kenny Minchey	3	3	0	35	0	24	0
- TOTALS -	16	19	0	253	3	52	0
RECEIVING	Targets	Catches	Yards	YAC	TD	Long	
Malachi Fields	6	4	97	22	0	52	
Jordan Faison	4	4	27	20	1	16	
KK Smith	2	2	39	0	1	34	
Will Pauling	3	2	29	22	0	27	
Jeremiyah Love	1	1	27	23	0	27	
Jack Larsen	1	1	24	6	0	24	
Jerome Bettis Jr.	1	1	6	0	0	6	
Ty Washington	1	1	4	3	1	4	
- TOTALS -	19	16	253	96	3	52	
PUNTING	No.	Yards	Avg.	Long	I-20	TB	
James Rendell	1	28	28.0	28	0	0	
FIELD GOALS	Made	Att.	Long	Kicks			
(none)							

NAVY							
RUSHING	Att.	Gain	Loss	Net	TD	Long	Avg.
Braxton Woodson	23	116	15	101	1	41	4.4
Jackson Gutierrez	7	37	0	37	0	11	5.3
Alex Tecza	5	20	0	20	0	13	4.0
Vic Listorti	3	17	0	17	0	9	5.7
Eli Heidenreich	1	15	0	15	0	15	15.0
Joshua Guerin	1	11	0	11	0	11	11.0
Shane Reynolds	3	8	0	8	0	3	2.7
Brandon Chatman	2	0	3	-3	0	0	-1.5
- TOTALS -	45	224	18	206	1	41	4.6
PASSING	Comp.	Att.	INT	Yds	TD	Long	Sack
Braxton Woodson	3	8	0	22	0	17	2
Jackson Gutierrez	0	2	0	0	0	0	0
- TOTALS -	3	10	0	22	0	17	2
RECEIVING	Targets	Catches	Yards	YAC	TD	Long	
Eli Heidenreich	4	2	20	2	0	17	
Alex Tecza	1	1	2	5	0	2	
Luke Hutchinson	2	0	0	0	0	0	
Brandon Chatman	2	0	0	0	0	0	
Theo Elwell	1	0	0	0	0	0	
- TOTALS -	10	3	22	7	0	17	
PUNTING	No.	Yards	Avg.	Long	I-20	TB	
Jacob Carlson	6	262	43.7	52	2	2	
FIELD GOALS	Made	Att.	Long	Kicks			
Nathan Kirkwood	1	1	33	33			



GAME 10 AT PITTSBURGH

NO. 9/9/9 NOTRE DAME 37, #23/23/22 PITTSBURGH 15

SCORING SUMMARY

	1st	2nd	3rd	4th	Final
Notre Dame	14	7	9	7	37
Pittsburgh	0	3	6	6	15

QTR	TEAM	SCORING PLAY
1st	ND	J. Love 56 yd rush (E. Schmidt kick), 1-56, 00:10
1st	ND	T. Johnson 49 yd interception return (E. Schmidt kick)
2nd	PITT	S. Carpenter 24 yd FG, 4-6, 00:47
2nd	ND	M. Fields 25 yd pass from C. Carr (E. Schmidt kick)
3rd	ND	M. Fields 6 yd pass from C. Carr (E. Schmidt kick)
3rd	PITT	R. Biles 10 yd interception return (T. Kinsler pass from M. Heintschel failed)
3rd	ND	A. Shuler 2-point PAT return
4th	ND	C. Carr 5 yd rush (E. Schmidt kick)
4th	PITT	M. Thomas 21 yd pass from E. Holstein

GAME SUMMARY

	NOTRE DAME	PITTSBURGH
FIRST DOWNS.....	20	17
RUSHES-YARDS (NET).....	36-175	25-70
PASSING YDS (NET).....	212	149
Passes Comp-Att-Int.....	21-32-2	19-39-1
TOTAL OFFENSE PLAYS-YARDS .....	68-387	64-219
Fumble Returns-Yards.....	0-0	0-0
Punt Returns-Yards.....	3-36	0-0
Kickoff Returns-Yards.....	2-71	2-57
Interception Returns-Yards.....	1-49	2-59
Punts (Number-Yds-Avg).....	1-36-36.0	4-199-49.8
Fumbles-Lost.....	0-0	1-0
Penalties-Yards.....	8-84	5-41
Time of Possession.....	35:17	24:43
Third-Down Conversions.....	4-12	0-13
Fourth-Down Conversions.....	3-5	2-5
Red-Zone Scores-Chances.....	2-3	1-2
Sacks By - Number-Yards .....	4-33	1-8



RB Jeremiah Love had 147 rushing yards and a touchdown - a 56-yard run - to eclipse 1,000 rushing yards on the season.

November 15, 2025 | Pittsburgh, PA

Acrisure Stadium | Kickoff - 12:08 PM | Time - 3:29 | Attendance - 68,400

TV: ABC - Joe Tessitore, Jesse Palmer, Katie George

Weather: Cloudy, 60 | Wind: SW 11 MPH

NOTRE DAME

RUSHING	Att.	Gain	Loss	Net	TD	Long	Avg.
Jeremiyah Love	23	158	11	147	1	56	6.4
Jadarian Price	8	25	4	21	0	13	2.6
CJ Carr	5	15	8	7	1	7	1.4
- TOTALS -	36	198	23	175	2	56	4.9

PASSING	Comp.	Att.	INT	Yds	TD	Long	Sack
CJ Carr	21	32	2	212	2	35	1

RECEIVING	Targets	Catches	Yards	YAC	TD	Long
Malachi Fields	10	7	99	8	2	35
Eli Raridon	10	6	67	46	0	28
Will Pauling	3	3	6	13	0	3
Jeremiyah Love	2	2	20	17	0	15
KK Smith	1	1	7	8	0	7
Micah Gilbert	3	1	7	4	0	7
Jordan Faison	2	1	6	0	0	6
- TOTALS -	31	21	212	96	2	35

PUNTING	No.	Yards	Avg.	Long	I-20	TB
James Rendell	1	36	36.0	36	1	0

FIELD GOALS	Made	Att.	Long	Kicks
Erik Schmidt	0	1	n/a	x46

PITTSBURGH

RUSHING	Att.	Gain	Loss	Net	TD	Long	Avg.
Juelz Goff	5	35	0	35	0	12	7.0
Ja'Kyrian Turner	5	15	0	15	0	6	3.0
Desmond Reid	5	13	1	12	0	5	2.4
Mason Heintschel	9	40	33	7	0	14	0.8
Eli Holstein	1	1	0	1	0	1	1.0
- TOTALS -	25	104	34	70	0	14	2.8

PASSING	Comp.	Att.	INT	Yds	TD	Long	Sack
Mason Heintschel	16	33	1	126	0	27	4
Eli Holstein	3	6	0	23	1	21	0
- TOTALS -	19	39	1	149	1	27	4

RECEIVING	Targets	Catches	Yards	YAC	TD	Long
Desmond Reid	7	6	63	53	0	27
Kenny Johnson	6	4	27	15	0	17
Raphael Williams Jr.	5	3	14	1	0	8
Justin Holmes	6	2	16	10	0	12
Juelz Goff	3	2	2	1	0	3
Malachi Thomas	2	1	21	10	1	21
Jake Overman	1	1	6	2	0	6
Cataurus Hicks	6	0	0	0	0	0
Deuce Spann	1	0	0	0	0	0
Tony Kinsler	1	0	0	0	0	0
- TOTALS -	38	19	149	92	1	27

PUNTING	No.	Yards	Avg.	Long	I-20	TB
Caleb Junko	4	199	49.8	54	0	0

FIELD GOALS	Made	Att.	Long	Kicks
Samuel Carpenter	1	2	24	24, x53





## 2024 FINAL RESULTS

Date	ND Rank	Opp Rank	Opponent	Location	W/L	Score	Att	Leading Rusher	Leading Passer	Leading Receiver	Leading Tackler
8-31	7/7	20/20	at Texas A&M	Kyle Field	W	23-13	107,315 (c)	Love (91)	Leonard (158)	Collins (62)	Kiser (8)
9-7	5/7		NIU	Notre Dame Stadium	L	14-16	77,622 (c)	Love (79)	Leonard (163)	Collins (45)	Watts (8)
9-14	18/19		at Purdue	Ross-Ade Stadium	W	66-7	61,441 (c)	Love (109)	Leonard (112)	Harrison (47)	Heard/Onye (4)
9-21	17/18		Miami (OH)	Notre Dame Stadium	W	28-3	77,622 (c)	Leonard (143)	Leonard (154)	Collins (60)	Kiser/Traore (5)
9-28	16/14	15/17	Louisville	Notre Dame Stadium	W	31-24	77,622 (c)	Leonard (52)	Leonard (163)	Greathouse (61)	Moore (7)
10-12	11/12		Stanford	Notre Dame Stadium	W	49-7	77,622 (c)	Love (53)	Leonard (229)	Collins (85)	Bowen (7)
10-19	12/11		at Georgia Tech	Mercedes-Benz Stadium	W	31-13	59,021	Price (69)	Leonard (203)	Love (57)	Bowen (9)
10-26	12/11	24/24	Navy	MetLife Stadium	W	51-14	77,622 (c)	Love (102)	Leonard (178)	Faison (52)	Kiser/Sneed (9)
11-9	10/8		Florida State	Notre Dame Stadium	W	52-3	77,622 (c)	Price (95)	Leonard (215)	Greathouse (66)	Kiser (6)
11-16	8/7		Virginia	Notre Dame Stadium	W	35-14	77,622 (c)	Love (137)	Leonard (214)	Harrison (41)	Mills/Hinish/Shuler (4)
11-23	6/6		Army#	Yankee Stadium	W	49-14	47,342 (c)	Love (130)	Leonard (148)	Faison (46)	Ausberry (9)
11-30	5/5		at Southern Cal	LA Memorial Coliseum	W	49-35	73,241	Price (111)	Leonard (155)	Evans (59)	Watts (9)
12-20	3	9	Indiana	Notre Dame Stadium	W	27-17	77,622 (c)	Love (108)	Leonard (201)	Faison (89)	Watts (10)
1-2	3	2	vs. Georgia	Caesars Superdome	W	23-10	57,267	Leonard (80)	Leonard (90)	Faison (46)	Shuler (8)
1-9	3	5	vs. Penn State	Hard Rock Stadium	W	27-24	66,881 (c)	Love (46)	Leonard (223)	Greathouse (105)	Kiser (10)
1-20	3	6	vs. Ohio State	Mercedes-Benz Stadium	L	23-34	77,660 (c)	Leonard (40)	Leonard (255)	Greathouse (128)	Watts/Bowen (8)

## NOTRE DAME SEASON REVIEW

- Notre Dame's 2024 defense was dominant and one of the most complete defenses in the country, ranking among the FBS' top teams. At the end of the season, Notre Dame was first in pass efficiency defense (104.4), first in turnovers gained (33), first in defensive touchdowns (6), first in blocked kicks (6), second in fumbles recovered (14), second in blocked punts (3), fourth in passing yards allowed (169.4), fourth in scoring defense (15.5), fifth in passes intercepted (19) and 11th in total defense (307.4).
- Senior quarterback Riley Leonard was the only Power 4 player this season, and one of two FBS players, to have passed for 2,600 yards and rushed for 900 yards. Leonard totaled 36 rushing touchdowns for his career, including three in the first half at Purdue, and two vs. Miami (OH) and Georgia Tech. He finished the season ranked second among all active FBS quarterbacks in rushing touchdowns.
- Notre Dame is one of just four programs in the Power 4 with eight or more wins over each of the last five seasons (2020-24), joined by Alabama, Clemson and Georgia.
- Notre Dame is the first team ever to beat an AP-ranked opponent in 6 different months in the same season: No. 20 Texas A&M in August, No. 15 Louisville in September, No. 24 Navy in October, No. 18 Army in November, No. 9 Indiana in December, No. 2 Georgia and No. 5 Penn State in January
- Sophomore running back Jeremiah Love and Leonard each had a rushing TD in the same game 11 times this season, becoming the most by any FBS duo in any season in the last 25 years (surpassing Nevada's Colin Kaepernick and Vai Taua with 10 in 2010).
- Xavier Watts made a statement as one of the best defensive players in college football. Watts totaled 13 interceptions on his career. His 13 interceptions over the last two seasons are the most by any FBS player during that span; the next closest players have nine.
- Watts had the most career interceptions by an Irish player since 1996. He is the 19th Notre Dame player to intercept 10 or more passes in a career and is tied for third on the all-time list for career interceptions in program history. Watts is responsible for seven of Notre Dame's 31 turnovers gained this season (six interceptions, one fumble recovery).
- Jeremiah Love scored a rushing touchdown in 13-straight games this season, a Notre Dame record for most consecutive game with a rushing TD, and a Notre Dame record for most consecutive games with a rushing TD to start a season. He was the only FBS running back to have scored a rushing touchdown in each regular season game this season.
- The victory over Penn State was the 14th ranked win of the Marcus Freeman era at Notre Dame, more than any other Irish head coach in the first three years of his tenure, and tied for the most of any FBS program over the past three seasons (Georgia, 14). In 2023, the 40-8 Sun Bowl victory over No. 21 Oregon State not only earned Freeman his first campaign with 10 victories, it also was his team's seventh victory over an Associated Press-ranked team in his first two years leading the program - breaking Terry Brennan's previous program record of six in 1954 and 55.
- Notre Dame ended the season with a 14-2 record, marking the most wins in a season in program history. Playing in its 16th game in the National Championship, Notre Dame extended the record for the most games it has played in a season ever.
- RB Jeremiah Love posted 1,125 rushing yards in 2024, the 21st time an Irish player has broken the 1,000-yard rushing mark in a season. He averaged 6.9 yards per carry, which ranks tied for second among all single-season 1,000-yard rushers in ND records (Reggie Brooks, 1992, 8.0 - 1,343; Josh Adams, 2017, 6.9 - 1,430).
- Notre Dame posted three-consecutive wins over AP Top 10 teams (No. 8 Indiana, No. 2 Georgia, No. 5 Penn State). It marked the most wins in consecutive games over Top 10 opponents since 1943, when the Irish topped No. 3 Navy, No. 3 Army, No. 8 Northwestern and No. 2 Iowa Pre-Flight in four-straight weeks.
- The Irish won four-straight bowl games (2023 Gator, 2024 Sun, 2025 Sugar, 2025 Orange), marking the longest bowl win streak in program history. The previous longs were three each (1992 Sugar, 1993 Cotton and 1994 Cotton; and the 1975 Orange, 1978 Cotton and 1979 Cotton).
- Notre Dame went on a 13-game win streak, tied for 10th-longest streak in program history. The Irish hold a 9-1 record against the past 10 AP-ranked opponents they have faced.
- Jack Kiser broke the career games played record at Notre Dame and finished with 70 career games played in an Irish uniform.



**2025-26 Notre Dame Football  
Game Results  
All games**

Page 1/1  
as of Nov 16, 2025

**Team Results**

Date	Opponent		Score	Overall	Conf	Time	Attend
08/31/2025	at Miami (FL)	L	24-27	0-1	0-0	3:26	66793
09/13/2025	Texas A&M	L	40-41	0-2	0-0	3:55	77622
09/20/2025	Purdue	W	56-30	1-2	0-0	4:54	77622
09/27/2025	at Arkansas	W	56-13	2-2	0-0	3:20	75111
10/04/2025	Boise St.	W	28-7	3-2	0-0	3:16	77622
10/11/2025	NC State	W	36-7	4-2	0-0	3:27	77622
10/18/2025	Southern California	W	34-24	5-2	0-0	3:36	77622
11/01/2025	at Boston College	W	25-10	6-2	0-0	3:18	44500
11/08/2025	Navy	W	49-10	7-2	0-0	2:57	77622
11/15/2025	at Pittsburgh	W	37-15	8-2	0-0	3:29	68400

**Team Statistics**

	<b>ND</b>	<b>OPP</b>
<b>Scoring</b>	<b>385</b>	<b>184</b>
Points per game	38.5	18.4
Points Off Turnovers	41	25
<b>First Downs</b>	<b>231</b>	<b>188</b>
Rushing	91	64
Passing	118	98
Penalty	22	26
<b>Rushing Yardage</b>	<b>1925</b>	<b>993</b>
Yards gained rushing	2135	1244
Yards lost rushing	210	251
Rushing attempts	367	322
Average per rush	5.2	3.1
Average per game	192.5	99.3
TDs Rushing	28	7
<b>Passing Yardage</b>	<b>2657</b>	<b>2240</b>
Comp-Att-Int	185-272-6	193-343-17
Average per pass	9.8	6.5
Average per catch	14.4	11.6
Average per game	265.7	224.0
TDs Passing	21	12
<b>Total offense</b>	<b>4582</b>	<b>3233</b>
Total plays	639	665
Average per play	7.2	4.9
Average per game	458.2	323.3
<b>Kick returns: #-Yards</b>	<b>16-492</b>	<b>9-213</b>
<b>Punt returns: #-Yards</b>	<b>14-162</b>	<b>2-11</b>
<b>Int returns: #-Yards</b>	<b>17-171</b>	<b>6-92</b>
<b>Kick return average</b>	<b>30.8</b>	<b>23.7</b>
<b>Punt return average</b>	<b>11.6</b>	<b>5.5</b>
<b>Int return average</b>	<b>10.1</b>	<b>15.3</b>
<b>Fumbles-Lost</b>	<b>10-4</b>	<b>9-2</b>
<b>Penalties-Yards</b>	<b>58-532</b>	<b>71-627</b>
Average per game	53.2	62.7
<b>Punts-Yards</b>	<b>20-882</b>	<b>42-1788</b>
Average per punt	44.1	42.6
Net punt average	42.6	38.2
<b>Kickoffs-Yards</b>	<b>67-4313</b>	<b>45-2789</b>
Average per kick	64.4	62.0
Net kick average	39.2	35.2
<b>Time of possession / game</b>	<b>30:17</b>	<b>29:43</b>
<b>3rd-down conversion</b>	<b>50/110</b>	<b>47/139</b>
3rd-down pct	45%	34%
<b>4th-down conversion</b>	<b>13/27</b>	<b>11/26</b>

	ND	OPP
4th-down pct	48%	42%
<b>Sacks by-Yards</b>	<b>28-192</b>	<b>11-91</b>
<b>Misc Yards</b>	<b>0</b>	<b>0</b>
<b>Touchdowns scored</b>	<b>53</b>	<b>20</b>
<b>Field goals - attempts</b>	<b>5-9</b>	<b>15-17</b>
<b>On-Side kicks</b>	<b>0-0</b>	<b>0-0</b>
<b>Red-zone scores</b>	<b>(35-47) 74%</b>	<b>(18-22) 82%</b>
<b>Red-zone touchdowns</b>	<b>(32-47) 68%</b>	<b>(11-22) 50%</b>
<b>PAT-attempts</b>	<b>(46-50) 92%</b>	<b>(17-17) 100%</b>
<b>2-point conversion-attempts</b>	<b>(1-3) 33%</b>	<b>(1-2) 50%</b>
<b>Attendance</b>	<b>465732</b>	<b>254804</b>
Games / Avg per game	6/77622	4/63701
Neutral site games	-	0/0

### Score by Periods

Team	1st	2nd	3rd	4th	OT	TOT
Notre Dame	83	117	105	80	0	385
Opponents	27	98	30	29	0	184



## Rushing

Player	gp	att	gain	loss	net	avg	td	lg	avg/g
Jeremiah Love	10	177	1176	41	1135	6.4	14	94	113.5
Jadarian Price	10	103	615	26	589	5.7	9	49	58.9
Aneyas Williams	10	11	102	0	102	9.3	2	54	10.2
Gi'Bran Payne	10	9	56	3	53	5.9	0	24	5.3
Nolan James Jr.	2	8	33	0	33	4.1	0	15	16.5
CJ Carr	10	36	131	103	28	0.8	3	28	2.8
Kenny Minchey	4	3	19	0	19	6.3	0	13	4.8
Tyler Buchner	10	1	3	0	3	3.0	0	3	0.3
Jordan Faison	10	1	0	8	-8	-8.0	0	0	-0.8
Team	10	18	0	29	-29	-1.6	0	0	-2.9
<b>Total</b>	<b>10</b>	<b>367</b>	<b>2135</b>	<b>210</b>	<b>1925</b>	<b>5.2</b>	<b>28</b>	<b>94</b>	<b>192.5</b>
<b>Opponents</b>	<b>10</b>	<b>322</b>	<b>1244</b>	<b>251</b>	<b>993</b>	<b>3.1</b>	<b>7</b>	<b>54</b>	<b>99.3</b>

## Passing

Player	gp	effic	comp-att-int	pct	yds	td	lg	avg/g
CJ Carr	10	170.9	173-257-6	67.3	2487	21	66	248.7
Kenny Minchey	4	182.7	11-12-0	91.7	130	0	37	32.5
Jordan Faison	10	436.0	1-1-0	100.0	40	0	40	4.0
Team	10	0.0	0-2-0	0.0	0	0	0	0.0
<b>Total</b>	<b>10</b>	<b>171.1</b>	<b>185-272-6</b>	<b>68.0</b>	<b>2657</b>	<b>21</b>	<b>66</b>	<b>265.7</b>
<b>Opponents</b>	<b>10</b>	<b>112.8</b>	<b>193-343-17</b>	<b>56.3</b>	<b>2240</b>	<b>12</b>	<b>86</b>	<b>224.0</b>

## Receiving

Player	gp	no.	yds	avg	td	lg	avg/g
Jordan Faison	10	44	551	12.5	3	48	55.1
Malachi Fields	10	32	596	18.6	5	66	59.6
Eli Raridon	10	30	473	15.8	0	65	47.3
Jeremiah Love	10	26	274	10.5	3	36	27.4
Will Pauling	10	24	367	15.3	5	44	36.7
KK Smith	8	8	123	15.4	2	34	15.4
Micah Gilbert	8	5	61	12.2	1	26	7.6
Ty Washington	10	4	23	5.8	1	14	2.3
Jaden Greathouse	4	4	73	18.3	0	34	18.3
Jadarian Price	10	3	47	15.7	1	35	4.7
Jack Larsen	4	2	24	12.0	0	24	6.0
Matt Jeffery	10	1	37	37.0	0	37	3.7
Logan Saldate	2	1	2	2.0	0	2	1.0
Jerome Bettis Jr.	1	1	6	6.0	0	6	6.0
<b>Total</b>	<b>10</b>	<b>185</b>	<b>2657</b>	<b>14.4</b>	<b>21</b>	<b>66</b>	<b>265.7</b>
<b>Opponents</b>	<b>10</b>	<b>193</b>	<b>2240</b>	<b>11.6</b>	<b>12</b>	<b>86</b>	<b>224.0</b>

## Punt Returns

Player	no.	yds	avg	td	lg
Jordan Faison	12	125	10.4	0	23
Tae Johnson	0	20	0.0	1	20
Loghan Thomas	1	17	17.0	0	17
Will Pauling	1	0	0.0	0	0
<b>Total</b>	<b>14</b>	<b>162</b>	<b>11.6</b>	<b>1</b>	<b>23</b>
<b>Opponents</b>	<b>2</b>	<b>11</b>	<b>5.5</b>	<b>0</b>	<b>9</b>

## Interceptions

Player	no.	yds	avg	td	lg
Tae Johnson	4	73	18.3	1	49
Luke Talich	3	4	1.3	0	4
Leonard Moore	3	4	1.3	0	3
Christian Gray	2	19	9.5	0	11
Adon Shuler	2	46	23.0	0	44
Karson Hobbs	1	11	11.0	0	11
Kyngstonn Viliamu-Asa	1	14	14.0	0	14
Dallas Golden	1	0	0.0	0	0
<b>Total</b>	<b>17</b>	<b>171</b>	<b>10.1</b>	<b>1</b>	<b>49</b>
<b>Opponents</b>	<b>6</b>	<b>92</b>	<b>15.3</b>	<b>1</b>	<b>49</b>

## Kick Returns

Player	no.	yds	avg	td	lg
Jadarian Price	12	450	37.5	2	100
Joshua Burnham	2	15	7.5	0	9
Aneyas Williams	1	8	8.0	0	8
Nolan James Jr.	1	19	19.0	0	19
<b>Total</b>	<b>16</b>	<b>492</b>	<b>30.8</b>	<b>2</b>	<b>100</b>
<b>Opponents</b>	<b>9</b>	<b>213</b>	<b>23.7</b>	<b>0</b>	<b>40</b>

## Fumbles Recovered

Player	no.	yds	avg	td	lg
DeVonta Smith	1	0	0.0	0	0
Kyngstonn Viliamu-Asa	1	0	0.0	0	0
<b>Total</b>	<b>2</b>	<b>0</b>	<b>0.0</b>	<b>0</b>	<b>0</b>
<b>Opponents</b>	<b>4</b>	<b>0</b>	<b>0.0</b>	<b>0</b>	<b>0</b>

## Scoring

Player	td	fg	PAT				dxdp	saf	pts
			kick	rush	rcv	pass			
Jeremiah Love	17	-	-	-	-	-	-	-	102
Jadarian Price	12	-	-	-	-	-	-	-	72
Noah Burnette	-	5-6	20-22	-	-	-	-	-	35
Will Pauling	5	-	-	-	1	-	-	-	32
Malachi Fields	5	-	-	-	-	-	-	-	30
Erik Schmidt	-	0-3	24-25	-	-	-	-	-	24
Jordan Faison	3	-	-	-	-	-	-	-	18
CJ Carr	3	-	-	-	-	1	-	-	18
KK Smith	2	-	-	-	-	-	-	-	12
Tae Johnson	2	-	-	-	-	-	-	-	12
Aneyas Williams	2	-	-	-	-	-	-	-	12
Ty Washington	1	-	-	-	-	-	-	-	6
Micah Gilbert	1	-	-	-	-	-	-	-	6
Marcello Diomede	-	-	2-3	-	-	-	-	-	2
Adon Shuler	-	-	-	-	-	-	1	-	2
<b>Total</b>	<b>53</b>	<b>5-9</b>	<b>46-50</b>	<b>0</b>	<b>1</b>	<b>1</b>	<b>1</b>	<b>1</b>	<b>385</b>
<b>Opponents</b>	<b>20</b>	<b>15-17</b>	<b>17-17</b>	<b>0</b>	<b>1</b>	<b>1</b>	<b>0</b>	<b>0</b>	<b>184</b>

## Field Goals

Player	fg	pct.	01-19	20-29	30-39	40-49	50-99	lg	blk
Noah Burnette	5-6	83.3	0-0	1-1	3-4	1-1	0-0	48	0
Erik Schmidt	0-3	0.0	0-0	0-0	0-2	0-1	0-0	0	0
<b>Opponents</b>	<b>15-17</b>	<b>88.2</b>	<b>0-0</b>	<b>4-4</b>	<b>4-4</b>	<b>7-7</b>	<b>0-2</b>	<b>49</b>	<b>0</b>

## FG Sequence

Team Name	Notre Dame	Opponents
Miami (FL)	(39)	(38),(47)
Texas A&M	(22),(39)	52,(43),(45)
Purdue	31	(48),(26),(35)
Arkansas		(39),(49)
Boise St.		
NC State	(48),(34)	
Southern California	31	(42),(24),(43)
Boston College	35	(25)
Navy		(33)
Pittsburgh	46	(24),53

Numbers in (parentheses) indicate field goal was made

## Total Offense

Player	g	plays	rush	pass	total	avg/g
CJ Carr	10	293	28	2487	2515	251.5
Jeremiah Love	10	177	1135	0	1135	113.5
Jadarian Price	10	103	589	0	589	58.9
Kenny Minchey	4	15	19	130	149	37.3
Aneyas Williams	10	11	102	0	102	10.2
Gi'Bran Payne	10	9	53	0	53	5.3
Nolan James Jr.	2	8	33	0	33	16.5
Jordan Faison	10	2	-8	40	32	3.2
Tyler Buchner	10	1	3	0	3	0.3
Team	10	0	-29	0	-29	-2.9
<b>Total</b>	<b>10</b>	<b>639</b>	<b>1925</b>	<b>2657</b>	<b>4582</b>	<b>458.2</b>
<b>Opponents</b>	<b>10</b>	<b>665</b>	<b>993</b>	<b>2240</b>	<b>3233</b>	<b>323.3</b>

## Punting

Player	no.	yds	avg	lg	tb	fc	i20	50+	blk
James Rendell	20	882	44.1	55	1	10	11	3	0
<b>Total</b>	<b>20</b>	<b>882</b>	<b>44.1</b>	<b>55</b>	<b>1</b>	<b>10</b>	<b>11</b>	<b>3</b>	<b>0</b>
<b>Opponents</b>	<b>42</b>	<b>1788</b>	<b>42.6</b>	<b>59</b>	<b>3</b>	<b>14</b>	<b>6</b>	<b>9</b>	<b>1</b>

## Kickoffs

Player	no.	yds	avg	tb	ob	retn	net	ydl
Erik Schmidt	54	3470	64.3	44	3			
Marcello Diomede	13	843	64.8	9	1			
<b>Total</b>	<b>67</b>	<b>4313</b>	<b>64.4</b>	<b>53</b>	<b>4</b>	<b>9</b>	<b>39.2</b>	<b>25</b>
<b>Opponents</b>	<b>45</b>	<b>2789</b>	<b>62.0</b>	<b>28</b>	<b>1</b>	<b>16</b>	<b>35.2</b>	<b>29</b>

**Team Defense**

##	Player	gp	Tackles				Sacks	Pass defense			Fumbles		blkd	
			ua	a	tot	tfl/yds	no-yds	int-yds	brup	qbh	fr-yds	ff	kick	saf
34	Drayk Bowen	10	27	30	57	3-14	2-13	.	4	2	.	.	.	.
8	Adon Shuler	10	27	22	49	3-22	1-8	2-46	5	1	.	2	.	.
9	Tae Johnson	10	35	13	48	0.5-0	.	4-73	3	.	.	.	.	.
27	Kyngstonn Viliamu-Asa	10	24	22	46	7.5-32	3-17	1-14	2	3	1-0	.	.	.
4	Jaiden Ausberry	10	16	29	45	4-23	2-20	.	.	3	.	1	.	.
5	Boubacar Traore	9	18	14	32	8-56	6.5-54	.	.	7	.	1	.	.
3	Jaylen Sneed	10	18	12	30	5-22	3-19	.	.	3	.	1	.	.
7	Jalen Stroman	10	19	6	25	1-8	1-8	.	2	.	.	.	.	.
15	Leonard Moore	8	18	7	25	.	.	3-4	3	.	.	1	.	.
28	Luke Talich	10	16	5	21	.	.	3-4	3	.	.	.	.	.
14	Dallas Golden	8	10	11	21	0.5-0	.	1-0	2	.	.	.	.	.
56	Elijah Hughes	10	12	6	18	2-5	1-3	.	.	2	.	.	.	.
12	Jordan Botelho	10	9	7	16	1.5-5	1-4	.	.	2	.	.	.	.
47	Jason Onye	10	8	8	16	1-7	1-7	.	1	4	.	.	.	.
6	Christian Gray	8	11	5	16	.	.	2-19	9	.	.	.	.	.
95	Bryce Young	10	8	7	15	1.5-13	1.5-13	.	3	3	.	.	.	.
93	Jared Dawson	9	7	7	14	2.5-3	.	.	1	3	.	.	.	.
97	Gabriel Rubio	6	5	8	13	0.5-2	0.5-2	.	1	1	.	.	.	.
0	DeVonta Smith	6	10	2	12	.	.	.	2	.	1-0	.	.	.
40	Joshua Burnham	10	7	5	12	5.5-27	3-19	.	1	2	.	.	.	.
41	Donovan Hinish	9	6	5	11	0.5-2	0.5-2	.	.	2	.	.	.	.
19	Madden Faraimo	10	4	5	9	.	.	.	1	.	.	.	.	.
24	Mark Zackery IV	9	6	3	9	0.5-1	.	.	2	.	.	.	.	.
44	Junior Tuihalamaka	10	5	3	8	2.5-7	1-3	.	.	6	.	.	.	.
21	Karson Hobbs	6	4	1	5	.	.	1-11	.	.	.	.	.	.
43	Kahanu Kia	10	1	3	4	.	.	.	.	.	.	.	.	.
88	Armel Mukam	10	1	2	3	1.5-1	.	.	.	.	.	1	.	.
42	Cole Mullins	10	2	1	3	.	.	.	1	.	.	.	.	.
90	Kobi Onyiuke	8	2	.	2	.	.	.	.	.	.	.	.	.
64	Joe Otting	7	1	1	2	.	.	.	.	.	.	.	.	.
25	Preston Zinter	8	2	.	2	.	.	.	.	.	.	.	.	.
35	Teddy Rezac	10	1	1	2	.	.	.	.	.	.	.	.	.
10	Loghan Thomas	9	.	2	2	.	.	.	.	.	.	.	1	.
96	Joseph Vinci	10	2	.	2	.	.	.	.	.	.	.	.	.
82	Leo Scheidler	6	1	.	1	.	.	.	.	.	.	.	.	.
75	Sullivan Absher	10	1	.	1	.	.	.	.	.	.	.	.	.
13	CJ Carr	10	.	1	1	.	.	.	.	.	.	.	.	.
33	Matt Jeffery	10	.	1	1	.	.	.	.	.	.	.	.	.
36	Bodie Kahoun	7	.	1	1	.	.	.	.	.	.	.	.	.
59	Sean Sevillano Jr.	3	1	.	1	.	.	.	.	.	.	.	.	.
18	Erik Schmidt	8	1	.	1	.	.	.	.	.	.	.	.	.
<b>Totals</b>		<b>10</b>	<b>346</b>	<b>256</b>	<b>602</b>	<b>52-250</b>	<b>28-192</b>	<b>17-171</b>	<b>46</b>	<b>44</b>	<b>2-0</b>	<b>7</b>	<b>1</b>	<b>1</b>
Opponents		10	342	312	654	46-185	11-91	6-92	25	18	4-0	6	1	0



**2025-26 Notre Dame Football  
Team Game-by-Game Comparison  
All games**

Page 1/1  
as of Nov 16, 2025

Opponent	Score	First Downs			Pen	Rushing Number-Yards	Passing		Total Offense Plays-Yards	Return Yards	Turn- Overs
		Total	Rush	Pass			Comp-Att.-Int	Yards			
Miami (FL)	24-27	18 / 20	7 / 8	9 / 11	2 / 1	28-93 / 38-134	19-30-1 / 20-30-0	221 / 205	58-314 / 68-339	24 / 53	2 / 0
Texas A&M	40-41	23 / 24	9 / 6	12 / 15	2 / 3	39-136 / 32-128	20-32-1 / 17-37-1	293 / 360	71-429 / 69-488	95 / 58	1 / 1
Purdue	56-30	27 / 20	13 / 4	12 / 15	2 / 1	43-254 / 28-66	17-20-0 / 25-40-2	281 / 303	63-535 / 68-369	188 / 0	1 / 2
Arkansas	56-13	32 / 15	11 / 9	20 / 6	1 / 0	40-210 / 30-158	24-32-0 / 17-32-1	431 / 207	72-641 / 62-365	3 / 0	0 / 2
Boise St.	28-7	19 / 23	6 / 7	10 / 11	3 / 5	31-200 / 34-100	15-23-0 / 22-37-4	189 / 215	54-389 / 71-315	46 / 0	0 / 4
NC State	36-7	24 / 12	6 / 3	15 / 8	3 / 1	39-143 / 28-51	19-32-1 / 18-31-3	342 / 182	71-485 / 59-233	131 / 19	2 / 3
Southern California	34-24	23 / 23	17 / 4	6 / 13	0 / 6	44-306 / 29-68	16-26-1 / 22-42-2	136 / 328	70-442 / 71-396	128 / 37	1 / 3
Boston College	25-10	22 / 21	4 / 6	14 / 11	4 / 4	29-159 / 33-12	18-26-0 / 30-45-3	299 / 269	55-458 / 78-281	28 / 33	1 / 3
Navy	49-10	23 / 13	9 / 12	11 / 1	3 / 0	38-249 / 45-206	16-19-0 / 3-10-0	253 / 22	57-502 / 55-228	26 / 0	0 / 0
Pittsburgh	37-15	20 / 17	9 / 5	9 / 7	2 / 5	36-175 / 25-70	21-32-2 / 19-39-1	212 / 149	68-387 / 64-219	156 / 116	2 / 1
<b>Totals</b>	<b>385-184</b>	<b>231 / 188</b>	<b>91 / 64</b>	<b>118 / 98</b>	<b>22 / 26</b>	<b>367-1925 / 322-993</b>	<b>185-272-6 / 193-343-17</b>	<b>2657 / 2240</b>	<b>639-4582 / 665-3233</b>	<b>825 / 316</b>	<b>10 / 19</b>

Opponents	3rd Down Conversion	4th Down Conversion	Time of Possession	TOP Margin	Avg Yds/Rush	Avg Yds/Pass	Avg Yds/Play	Punting Number-Avg	Penalties Number-Yards	Sacks
Miami (FL)	4-9 / 4-13	0-0 / 2-3	26:03 / 33:57	-07:54	3.3 / 3.5	7.4 / 6.8	5.4 / 5.0	4-45.0 / 5-42.6	5-15.0 / 6-51.0	1 / 3
Texas A&M	7-15 / 4-11	2-4 / 1-1	33:07 / 26:53	06:14	3.5 / 4.0	9.2 / 9.7	6.0 / 7.1	2-46.0 / 4-30.3	5-31.0 / 13-86.0	0 / 2
Purdue	6-10 / 4-14	0-2 / 1-1	32:00 / 28:00	04:00	5.9 / 2.4	14.1 / 7.6	8.5 / 5.4	0-0.0 / 5-45.2	3-30.0 / 7-75.0	3 / 1
Arkansas	6-10 / 7-15	2-3 / 1-3	32:47 / 27:13	05:34	5.3 / 5.3	13.5 / 6.5	8.9 / 5.9	0-0.0 / 2-45.0	5-42.0 / 6-60.0	3 / 1
Boise St.	4-9 / 6-14	0-2 / 1-3	24:14 / 35:46	-11:32	6.5 / 2.9	8.2 / 5.8	7.2 / 4.4	3-44.3 / 4-38.8	11-112.0 / 13-112.0	4 / 0
NC State	6-14 / 5-16	1-3 / 1-3	31:13 / 28:47	02:26	3.7 / 1.8	10.7 / 5.9	6.8 / 3.9	3-44.0 / 7-45.4	6-55.0 / 5-60.0	4 / 2
Southern California	3-11 / 6-14	1-2 / 0-2	32:58 / 27:02	05:56	7.0 / 2.3	5.2 / 7.8	6.3 / 5.6	4-49.0 / 2-51.5	8-96.0 / 1-5.0	2 / 1
Boston College	3-10 / 8-18	2-4 / 2-4	24:33 / 35:27	-10:54	5.5 / 0.4	11.5 / 6.0	8.3 / 3.6	2-42.5 / 3-33.7	7-67.0 / 9-80.0	5 / 0
Navy	7-10 / 3-11	2-2 / 0-1	30:37 / 29:23	01:14	6.6 / 4.6	13.3 / 2.2	8.8 / 4.1	1-28.0 / 6-43.7	0-0.0 / 6-57.0	2 / 0
Pittsburgh	4-12 / 0-13	3-5 / 2-5	35:17 / 24:43	10:34	4.9 / 2.8	6.6 / 3.8	5.7 / 3.4	1-36.0 / 4-49.8	8-84.0 / 5-41.0	4 / 1
<b>Totals</b>	<b>50-110 / 47-139</b>	<b>13-27 / 11-26</b>	<b>302:49 / 297:11</b>	<b>05:38</b>	<b>5.2 / 3.1</b>	<b>9.8 / 6.5</b>	<b>7.2 / 4.9</b>	<b>20-44.1 / 42-42.6</b>	<b>58-532.0 / 71-627.0</b>	<b>28 / 11</b>

Note: Game totals are displayed in the format TEAM/OPPONENT for each category



Date	Opponent	Rushing				Receiving				Passing				Kick Returns				Punt Returns				tot off
		no.	yds	td	lg	no.	yds	td	lg	cmp-att-int	yds	td	lg	no.	yds	td	lg	no.	yds	td	lg	
08/31/2025	at Miami (FL)	28	93	1	30	19	221	2	65	19-30-1	221	2	65	1	15	0	15	2	9	0	7	314
09/13/2025	Texas A&M	39	136	3	24	20	293	1	43	20-32-1	293	1	43	2	39	0	31	2	56	1	20	429
09/20/2025	Purdue	43	254	5	46	17	281	2	66	17-20-0	281	2	66	4	167	1	100	2	13	0	13	535
09/27/2025	at Arkansas	40	210	4	24	24	431	4	40	24-32-0	431	4	40	0	0	0	0	1	3	0	3	641
10/04/2025	Boise St.	31	200	2	49	15	189	2	24	15-23-0	189	2	24	0	0	0	0	2	18	0	23	389
10/11/2025	NC State	39	143	2	24	19	342	2	42	19-32-1	342	2	42	2	39	0	22	1	23	0	23	485
10/18/2025	Southern California	44	306	3	63	16	136	1	15	16-26-1	136	1	15	2	113	1	100	0	0	0	0	442
11/01/2025	at Boston College	29	159	2	94	18	299	2	46	18-26-0	299	2	46	1	22	0	22	1	4	0	4	458
11/08/2025	Navy	38	249	4	54	16	253	3	52	16-19-0	253	3	52	2	26	0	17	0	0	0	0	502
11/15/2025	at Pittsburgh	36	175	2	56	21	212	2	35	21-32-2	212	2	35	2	71	0	43	3	36	0	21	387
Notre Dame		367	1925	28	94	185	2657	21	66	185-272-6	2657	21	66	16	492	2	100	14	162	1	23	4582
Opponents		322	993	7	54	193	2240	12	86	193-343-17	2240	12	86	9	213	0	40	2	11	0	9	3233

Notre Dame Averages

Games	Avg/ rush	Avg/ catch	Pass effic	KR avg	PR avg	All purpose avg/game	Total offense avg/game
10	5.2	14.4	171.1	30.8	11.6	540.7	458.2

Date	Opponent	ua	Tackles		tfl-yds	Sacks no-yds	Fumble		Pass Defense			blkd kick	PAT attempts			off		
			a	total			ff	fr-yds	int-yds	qbh	brup		kick	rush	rcv	saf	t/o	pts
08/31/2025	at Miami (FL)	32	36	68	2.0-10	1-7	0	0-0	0-0	1	3	0	3-3	0	0	0	0	24
09/13/2025	Texas A&M	33	22	55	2.0-2	0-0	0	0-0	1-0	4	4	1	4-4	0	0	0	3	40
09/20/2025	Purdue	36	22	58	6.0-22	3-18	1	0-0	2-8	4	6	0	8-8	0	0	0	7	56
09/27/2025	at Arkansas	36	18	54	3.0-21	3-21	1	1-0	1-0	3	5	0	8-8	0	0	0	7	56
10/04/2025	Boise St.	32	40	72	4.0-33	4-33	1	0-0	4-28	2	2	0	2-3	0	1	0	0	28
10/11/2025	NC State	31	28	59	5.0-36	4-32	0	0-0	3-69	3	2	0	4-4	0	0	1	3	36
10/18/2025	Southern California	33	30	63	6.0-26	2-9	1	1-0	2-15	6	6	0	4-5	0	0	0	7	34
11/01/2025	at Boston College	53	14	67	12.0-43	5-25	1	0-0	3-2	9	7	0	1-3	0	0	0	7	25
11/08/2025	Navy	28	30	58	5.0-18	2-14	1	0-0	0-0	1	3	0	7-7	0	0	0	0	49
11/15/2025	at Pittsburgh	32	16	48	7.0-39	4-33	1	0-0	1-49	11	8	0	5-5	0	0	0	7	37
Notre Dame		346	256	602	52.0-250	28-192	7	2-0	17-171	44	46	1	46-50	0	1	1	41	385
Opponents		342	312	654	46.0-185	11-91	6	4-0	6-92	18	25	1	17-17	0	1	0	25	184

Date	Opponent	Punting										Field Goals			Kickoffs				
		no.	yds	avg	long	blkd	tb	fc	50+	i20	md-att	long	blkd	no.	yds	avg	tb	ob	
08/31/2025	at Miami (FL)	4	180	45.0	55	0	0	3	1	1	1-1	39	0	5	325	65.0	4	0	
09/13/2025	Texas A&M	2	92	46.0	47	0	0	1	0	2	2-2	39	0	8	518	64.8	5	1	
09/20/2025	Purdue	0	0	0.0	0	0	0	0	0	0	0-1	0	0	9	584	64.9	8	1	
09/27/2025	at Arkansas	0	0	0.0	0	0	0	0	0	0	0-0	0	0	9	585	65.0	9	0	
10/04/2025	Boise St.	3	133	44.3	45	0	1	1	0	1	0-0	0	0	5	325	65.0	5	0	
10/11/2025	NC State	3	132	44.0	47	0	0	2	0	1	2-2	48	0	6	382	63.7	4	0	
10/18/2025	Southern California	4	196	49.0	55	0	0	2	2	3	0-1	0	0	6	376	62.7	3	2	
11/01/2025	at Boston College	2	85	42.5	44	0	0	0	0	2	0-1	0	0	5	312	62.4	3	0	
11/08/2025	Navy	1	28	28.0	28	0	0	0	0	0	0-0	0	0	8	520	65.0	8	0	
11/15/2025	at Pittsburgh	1	36	36.0	36	0	0	1	0	1	0-1	0	0	6	386	64.3	4	0	
Notre Dame		20	882	44.1	55	0	1	10	3	11	5-9	48	0	67	4313	64.4	53	4	
Opponents		42	1788	42.6	59	1	3	14	9	6	15-17	49	0	45	2789	62.0	28	1	

		Rushing				Receiving				Passing				Kick Returns				Punt Returns				tot
Date	Opponent	no.	yds	td	lg	no.	yds	td	lg	cmp-att-int	yds	td	lg	no.	yds	td	lg	no.	yds	td	lg	off
08/31/2025	at Miami (FL)	38	134	1	23	20	205	2	28	20-30-0	205	2	28	1	32	0	32	1	9	0	9	339
09/13/2025	Texas A&M	32	128	3	14	17	360	2	86	17-37-1	360	2	86	2	55	0	35	0	0	0	0	488
09/20/2025	Purdue	28	66	0	12	25	303	3	31	25-40-2	303	3	31	0	0	0	0	0	0	0	0	369
09/27/2025	at Arkansas	30	158	1	54	17	207	0	33	17-32-1	207	0	33	0	0	0	0	0	0	0	0	365
10/04/2025	Boise St.	34	100	1	20	22	215	0	28	22-37-4	215	0	28	0	0	0	0	0	0	0	0	315
10/11/2025	NC State	28	51	0	10	18	182	1	45	18-31-3	182	1	45	1	17	0	17	1	2	0	2	233
10/18/2025	Southern California	29	68	0	15	22	328	2	59	22-42-2	328	2	59	1	19	0	19	0	0	0	0	396
11/01/2025	at Boston College	33	12	0	6	30	269	1	25	30-45-3	269	1	25	2	33	0	18	0	0	0	0	281
11/08/2025	Navy	45	206	1	41	3	22	0	17	3-10-0	22	0	17	0	0	0	0	0	0	0	0	228
11/15/2025	at Pittsburgh	25	70	0	14	19	149	1	27	19-39-1	149	1	27	2	57	0	40	0	0	0	0	219
Opponents		322	993	7	54	193	2240	12	86	193-343-17	2240	12	86	9	213	0	40	2	11	0	9	3233
Notre Dame		367	1925	28	94	185	2657	21	66	185-272-6	2657	21	66	16	492	2	100	14	162	1	23	4582

Opponents Averages

Games	Avg/ rush	Avg/ catch	Pass effic	KR avg	PR avg	All purpose avg/game	Total offense avg/game
10	3.1	11.6	112.8	23.7	5.5	354.9	323.3

		Tackles				Sacks	Fumble		Pass Defense			blkd	PAT attempts			off		
Date	Opponent	ua	a	total	tfl-yds	no-yds	ff	fr-yds	int-yds	qbh	brup	kick	kick	rush	rcv	saf	t/o	pts
08/31/2025	at Miami (FL)	31	24	55	5.0-30	3-24	2	1-0	1-12	1	3	0	3-3	0	0	0	3	27
09/13/2025	Texas A&M	42	30	72	8.0-29	2-15	0	0-0	1-3	2	4	0	5-5	0	0	0	7	41
09/20/2025	Purdue	39	26	65	2.0-9	1-6	1	1-0	0-0	2	1	0	3-3	0	0	0	3	30
09/27/2025	at Arkansas	29	50	79	4.0-18	1-14	0	0-0	0-0	2	4	0	1-1	0	0	0	0	13
10/04/2025	Boise St.	26	24	50	5.0-20	0-0	1	0-0	0-0	1	1	1	1-1	0	0	0	0	7
10/11/2025	NC State	35	40	75	4.0-17	2-15	1	1-0	1-0	1	4	0	1-1	0	0	0	0	7
10/18/2025	Southern California	39	36	75	5.0-22	1-9	0	0-0	1-18	4	1	0	1-1	0	1	0	3	24
11/01/2025	at Boston College	29	26	55	4.0-13	0-0	1	1-0	0-0	2	2	0	1-1	0	0	0	0	10
11/08/2025	Navy	32	26	58	2.0-4	0-0	0	0-0	0-0	0	1	0	1-1	0	0	0	0	10
11/15/2025	at Pittsburgh	40	30	70	7.0-23	1-8	0	0-0	2-59	3	4	0	0-0	0	0	0	9	15
Opponents		342	312	654	46.0-185	11-91	6	4-0	6-92	18	25	1	17-17	0	1	0	25	184
Notre Dame		346	256	602	52.0-250	28-192	7	2-0	17-171	44	46	1	46-50	0	1	1	41	385

		Punting										Field Goals			Kickoffs				
Date	Opponent	no.	yds	avg	long	blkd	tb	fc	50+	i20	md-att	long	blkd	no.	yds	avg	tb	ob	
08/31/2025	at Miami (FL)	5	213	42.6	44	0	0	2	0	0	2-2	47	0	6	390	65.0	5	0	
09/13/2025	Texas A&M	4	121	30.3	45	1	0	1	0	0	2-3	45	0	8	493	61.6	6	0	
09/20/2025	Purdue	5	226	45.2	58	0	0	2	2	1	3-3	48	0	7	420	60.0	3	0	
09/27/2025	at Arkansas	2	90	45.0	47	0	0	1	0	0	2-2	49	0	4	260	65.0	4	0	
10/04/2025	Boise St.	4	155	38.8	50	0	0	0	1	0	0-0	0	0	2	130	65.0	2	0	
10/11/2025	NC State	7	318	45.4	56	0	1	3	3	2	0-0	0	0	3	193	64.3	1	0	
10/18/2025	Southern California	2	103	51.5	59	0	0	2	1	0	3-3	43	0	6	387	64.5	4	0	
11/01/2025	at Boston College	3	101	33.7	42	0	0	1	0	1	1-1	25	0	3	197	65.7	2	0	
11/08/2025	Navy	6	262	43.7	52	0	2	2	1	2	1-1	33	0	3	134	44.7	0	1	
11/15/2025	at Pittsburgh	4	199	49.8	54	0	0	0	1	0	1-2	24	0	3	185	61.7	1	0	
Opponents		42	1788	42.6	59	1	3	14	9	6	15-17	49	0	45	2789	62.0	28	1	
Notre Dame		20	882	44.1	55	0	1	10	3	11	5-9	48	0	67	4313	64.4	53	4	



## 2025-26 Notre Dame Football Games Played

### All games

Page 1/2  
as of Nov 17, 2025

##	Player	GP-GS	UM	AM	Purdue	AR	Boise	NCSU	USC	BC	Navy	UP
0	DeVonta Smith	6/4	START	...	...	START	XXX	...	...	XXX	START	START
0	Malachi Fields	10/10	START	START	START	START	START	START	START	START	START	START
1	Jaden Greathouse	4/2	START	START	XXX	XXX	...	...	...	...	...	...
2	Will Pauling	10/6	XXX	XXX	XXX	XXX	START	START	START	START	START	START
3	Gi'Bran Payne	10/0	XXX	XXX	XXX	XXX	XXX	XXX	XXX	XXX	XXX	XXX
3	Jaylen Sneed	10/3	START	START	XXX	XXX	XXX	XXX	XXX	XXX	START	XXX
4	Jaiden Ausberry	10/8	XXX	XXX	START	START	START	START	START	START	START	START
4	Jeremiah Love	10/10	START	START	START	START	START	START	START	START	START	START
5	Boubacar Traore	9/9	START	START	START	START	START	START	START	START	...	START
5	Cam Williams	4/0	...	...	XXX	XXX	...	XXX	...	...	XXX	...
6	Jordan Faison	10/10	START	START	START	START	START	START	START	START	START	START
6	Christian Gray	8/8	START	START	START	START	START	START	START	...	...	START
7	Jalen Stroman	10/3	START	START	START	XXX	XXX	XXX	XXX	XXX	XXX	XXX
7	Ty Washington	10/2	XXX	XXX	START	START	XXX	XXX	XXX	XXX	XXX	XXX
8	Kenny Minchey	4/0	...	...	XXX	XXX	...	XXX	...	...	XXX	...
8	Adon Shuler	10/9	START	START	XXX	START	START	START	START	START	START	START
9	Eli Raridon	10/10	START	START	START	START	START	START	START	START	START	START
9	Tae Johnson	10/8	XXX	XXX	START	START	START	START	START	START	START	START
10	Tyler Buchner	10/0	XXX	XXX	XXX	XXX	XXX	XXX	XXX	XXX	XXX	XXX
10	Loghan Thomas	9/0	XXX	XXX	XXX	XXX	XXX	XXX	...	XXX	XXX	XXX
11	KK Smith	8/0	XXX	XXX	XXX	...	XXX	XXX	...	XXX	XXX	XXX
11	JaDon Blair	0/0	...	...	...	...	...	...	...	...	...	...
12	Jordan Botelho	10/5	XXX	START	START	XXX	XXX	START	START	START	XXX	XXX
12	Blake Hebert	0/0	...	...	...	...	...	...	...	...	...	...
13	Ben Minich	10/0	XXX	XXX	XXX	XXX	XXX	XXX	XXX	XXX	XXX	XXX
13	CJ Carr	10/10	START	START	START	START	START	START	START	START	START	START
14	Micah Gilbert	8/0	XXX	XXX	XXX	XXX	XXX	XXX	...	...	XXX	XXX
14	Dallas Golden	8/3	...	...	START	XXX	XXX	START	START	XXX	XXX	XXX
15	Leonard Moore	8/8	START	START	...	...	START	START	START	START	START	START
15	Jerome Bettis Jr.	1/0	...	...	...	...	...	...	...	...	XXX	...
16	James Rendell	9/0	XXX	XXX	...	XXX	XXX	XXX	XXX	XXX	XXX	XXX
16	Anthony Rezac	0/0	...	...	...	...	...	...	...	...	...	...
17	Brenan Vernon	0/0	...	...	...	...	...	...	...	...	...	...
17	Elijah Burress	2/0	...	...	XXX	XXX	...	...	...	...	...	...
18	Chance Tucker	3/0	...	...	...	XXX	...	XXX	...	...	...	XXX
18	Erik Schmidt	8/0	...	...	XXX	XXX	XXX	XXX	XXX	XXX	XXX	XXX
19	Logan Saldade	2/0	...	...	XXX	...	...	...	...	...	XXX	...
19	Madden Faraimo	10/0	XXX	XXX	XXX	XXX	XXX	XXX	XXX	XXX	XXX	XXX
20	Cree Thomas	2/0	...	...	...	...	...	...	...	...	XXX	XXX
21	Karson Hobbs	6/1	XXX	START	...	XXX	...	XXX	...	...	XXX	XXX
21	Kedren Young	0/0	...	...	...	...	...	...	...	...	...	...
22	Aneyas Williams	10/0	XXX	XXX	XXX	XXX	XXX	XXX	XXX	XXX	XXX	XXX
22	Ethan Long	2/0	...	...	...	XXX	...	...	...	...	XXX	...
23	Nolan James Jr.	2/0	...	...	XXX	XXX	...	...	...	...	...	...
24	Jadarian Price	10/0	XXX	XXX	XXX	XXX	XXX	XXX	XXX	XXX	XXX	XXX
24	Mark Zackery IV	9/3	XXX	XXX	START	START	XXX	XXX	...	START	XXX	XXX
25	Dylan Devezin	0/0	...	...	...	...	...	...	...	...	...	...
25	Preston Zinter	8/0	XXX	XXX	XXX	...	...	XXX	XXX	XXX	XXX	XXX
26	Jake Tafelski	0/0	...	...	...	...	...	...	...	...	...	...
27	Kyngstonn Viliamu-Asa	10/2	XXX	XXX	XXX	XXX	START	XXX	XXX	START	XXX	XXX
28	Luke Talich	10/0	XXX	XXX	XXX	XXX	XXX	XXX	XXX	XXX	XXX	XXX
29	Brandon Logan	0/0	...	...	...	...	...	...	...	...	...	...
30	Dominik Hulak	0/0	...	...	...	...	...	...	...	...	...	...
31	Taebron Bennie-Powell	0/0	...	...	...	...	...	...	...	...	...	...
31	Xavier Southall	0/0	...	...	...	...	...	...	...	...	...	...
32	Justin Fisher	0/0	...	...	...	...	...	...	...	...	...	...
32	Isaiah Dunn	0/0	...	...	...	...	...	...	...	...	...	...
32	Matt Jeffery	10/0	XXX	XXX	XXX	XXX	XXX	XXX	XXX	XXX	XXX	XXX
33	Christopher Burgess Jr.	0/0	...	...	...	...	...	...	...	...	...	...
34	Drayk Bowen	10/10	START	START	START	START	START	START	START	START	START	START



**2025-26 Notre Dame Football  
Games Played  
All games**

Page 2/2  
as of Nov 17, 2025

##	Player	GP-GS	UM	AM	Purdue	AR	Boise	NCSU	USC	BC	Navy	UP
35	Teddy Rezac	10/0	XXX	XXX	XXX	XXX	XXX	XXX	XXX	XXX	XXX	XXX
36	Bodie Kahoun	7/0	...	...	XXX	XXX	XXX	XXX	...	XXX	XXX	XXX
38	Tommy Powlus	0/0	...	...	...	...	...	...	...	...	...	...
39	Anthony Sacca	0/0	...	...	...	...	...	...	...	...	...	...
40	Joshua Burnham	10/2	XXX	XXX	XXX	XXX	XXX	XXX	XXX	XXX	START	START
41	Donovan Hinish	9/3	START	XXX	START	START	XXX	XXX	XXX	XXX	...	XXX
42	Henry Garrity	0/0	...	...	...	...	...	...	...	...	...	...
42	Cole Mullins	10/0	XXX	XXX	XXX	XXX	XXX	XXX	XXX	XXX	XXX	XXX
43	Kahanu Kia	10/0	XXX	XXX	XXX	XXX	XXX	XXX	XXX	XXX	XXX	XXX
44	Junior Tuihalamaka	10/3	XXX	XXX	XXX	START	START	XXX	XXX	XXX	START	XXX
45	Ko'o Kia	2/0	...	...	...	...	...	...	...	...	XXX	XXX
46	Jerry Rullo	0/0	...	...	...	...	...	...	...	...	...	...
47	Jason Onye	10/7	START	XXX	XXX	XXX	START	START	START	START	START	START
48	Marcello Diomede	4/0	XXX	XXX	...	...	XXX	...	...	XXX	...	...
48	Mickey Brown	0/0	...	...	...	...	...	...	...	...	...	...
49	Andrew Kros	0/0	...	...	...	...	...	...	...	...	...	...
49	Charles Du	0/0	...	...	...	...	...	...	...	...	...	...
52	Devan Houstan	1/0	...	...	...	...	...	...	...	...	XXX	...
54	Anthonie Knapp	10/10	START	START	START	START	START	START	START	START	START	START
55	Chris Terek	10/0	XXX	XXX	XXX	XXX	XXX	XXX	XXX	XXX	XXX	XXX
56	Elijah Hughes	10/0	XXX	XXX	XXX	XXX	XXX	XXX	XXX	XXX	XXX	XXX
56	Charles Jagusah	0/0	...	...	...	...	...	...	...	...	...	...
57	Cam Herron	1/0	...	...	...	...	...	...	...	...	XXX	...
58	Matty Augustine	2/0	...	...	XXX	XXX	...	...	...	...	...	...
59	Aamil Wagner	10/10	START	START	START	START	START	START	START	START	START	START
59	Sean Sevillano Jr.	3/0	...	...	...	XXX	XXX	...	...	...	XXX	...
60	Max Anderson	1/0	...	...	XXX	...	...	...	...	...	...	...
60	Davion Dixon	0/0	...	...	...	...	...	...	...	...	...	...
61	Robbie Wollan	1/0	...	...	XXX	...	...	...	...	...	...	...
64	Joe Otting	7/4	...	...	XXX	XXX	...	XXX	START	START	START	START
65	Will Black	2/0	...	...	...	...	...	...	...	...	XXX	XXX
70	Ashton Craig	6/6	START	START	START	START	START	START	...	...	...	...
71	Styles Prescod	7/0	XXX	XXX	XXX	XXX	XXX	...	XXX	...	XXX	...
74	Billy Schrauth	7/7	START	START	START	START	START	START	START	...	...	...
75	Sullivan Absher	10/3	XXX	XXX	XXX	XXX	XXX	XXX	XXX	START	START	START
76	Guerby Lambert	10/10	START	START	START	START	START	START	START	START	START	START
77	Peter Jones	0/0	...	...	...	...	...	...	...	...	...	...
78	Owen Strebis	3/0	...	...	...	...	...	...	...	XXX	XXX	XXX
81	Scrap Richardson	0/0	...	...	...	...	...	...	...	...	...	...
82	Leo Scheidler	6/0	XXX	...	XXX	XXX	...	...	XXX	XXX	XXX	...
84	Kevin Bauman	0/0	...	...	...	...	...	...	...	...	...	...
85	Jack Larsen	4/0	...	...	XXX	XXX	...	...	...	...	XXX	XXX
86	Alex Whitman	0/0	...	...	...	...	...	...	...	...	...	...
87	Cooper Flanagan	1/0	...	...	...	...	...	...	XXX	...	...	...
88	Armel Mukam	10/0	XXX	XXX	XXX	XXX	XXX	XXX	XXX	XXX	XXX	XXX
88	James Flanigan	3/0	...	...	...	XXX	...	...	...	XXX	...	XXX
90	Kobi Onyike	8/0	XXX	XXX	XXX	XXX	XXX	XXX	XXX	...	XXX	...
91	Gordy Sulfsted	0/0	...	...	...	...	...	...	...	...	...	...
93	Jared Dawson	9/5	XXX	START	...	XXX	XXX	XXX	START	START	START	START
94	Joe Reiff	0/0	...	...	...	...	...	...	...	...	...	...
95	Bryce Young	10/1	START	XXX	XXX	XXX	XXX	XXX	XXX	XXX	XXX	XXX
96	Joseph Vinci	10/0	XXX	XXX	XXX	XXX	XXX	XXX	XXX	XXX	XXX	XXX
97	Gabriel Rubio	6/5	XXX	START	START	START	START	START	...	...	...	...
98	Noah Burnette	6/0	XXX	XXX	...	XXX	...	XXX	XXX	XXX	...	...





#0 MALACHI FIELDS

WR • 6-4 • 222 lbs • Senior

Charlottesville, VA • Monticello/Virginia

Rushing and Passing

SEASON	TEAM	gp	Rushing					Passing									
			att	yds	td	lg	avg/c	avg/g	comp-att-int	yds	td	lg	pct	avg/p	avg/g	effic	
2021-22	UVA	11	0	0	0	0	0.0	0.0	0-0-0	0	0	0	0.0	0.0	0.0	0.0	
2022-23	UVA	1	0	0	0	0	0.0	0.0	0-0-0	0	0	0	0.0	0.0	0.0	0.0	
2023-24	UVA	12	1	-6	0	0	-6.0	-0.5	0-0-0	0	0	0	0.0	0.0	0.0	0.0	
2024-25	UVA	12	0	0	0	0	0.0	0.0	2-3-0	51	0	29	66.7	25.5	4.3	209.5	
2025-26	ND	10	0	0	0	0	0.0	0.0	0-0-0	0	0	0	0.0	0.0	0.0	0.0	
TOTAL FOR ND			10	0	0	0	0.0	0.0	0-0-0	0	0	0	0.0	0.0	0.0	0.0	
TOTAL			46	1	-6	0	-6.0	-0.1	2-3-0	51	0	29	66.7	25.5	1.1	209.5	

Scoring and Total Offense

SEASON	TEAM	gp	Scoring								Total Offense				
			td	rush	rcv	ret	pat	2pat	fg	total	avg/g	rush	pass	total	avg/g
2021-22	Uva	11	0	0	0	0	0	0	0	0.0	0	0	0	0	0.0
2022-23	UVA	1	1	0	1	0	0	0	0	6	6.0	0	0	0	0.0
2023-24	Uva	12	5	0	5	0	0	0	32	2.7	-6	0	-6	-0.5	
2024-25	UVA	12	5	0	5	0	0	0	30	2.5	0	51	51	4.3	
2025-26	ND	10	5	0	5	0	0	0	30	3.0	0	0	0	0.0	
TOTAL FOR ND			10	5	0	5	0	0	30	3.0	0	0	0	0.0	
TOTAL			46	16	0	16	0	0	98	2.1	-6	51	45	1.0	

Punting and All Purpose

SEASON	TEAM	gp	Punting				All Purpose							
			no.	yds	lg	avg/g	rush	rcv	pr	kr	lr	total	avg/g	
2021-22	Uva	11	0	0	0	0.0	0	172	0	0	0	172	15.6	
2022-23	UVA	1	0	0	0	0.0	0	58	0	0	0	58	58.0	
2023-24	Uva	12	0	0	0	0.0	-6	811	0	0	0	805	67.1	
2024-25	UVA	12	0	0	0	0.0	0	808	0	0	0	808	67.3	
2025-26	ND	10	0	0	0	0.0	0	596	0	0	0	596	59.6	
TOTAL FOR ND			10	0	0	0.0	0	596	0	0	0	596	59.6	
TOTAL			46	0	0	0.0	-6	2445	0	0	0	2439	53.0	

Tackles

SEASON	TEAM	GP	Tackles								Interceptions		Receptions				
			ua	a	total	tfl	pbu	ff	fr	blk	sacks	int	rec	yds	td	lg	rec/g
2021-22	UVA	11	1	0	1	0-0	0	0	0	0	0	0	11	172	0	51	1.0
2022-23	UVA	1	0	0	0	0-0	0	0	0	0	0	0	5	58	1	15	5.0
2023-24	UVA	12	2	0	2	0-0	0	0	0	0	0	0	58	811	5	39	4.8
2024-25	UVA	12	3	0	3	0-0	0	1	0	0	0	0	55	808	5	45	4.6
2025-26	ND	10	0	0	0	0-0	0	0	0	0	0	0	32	596	5	66	3.2
TOTAL FOR ND			10	0	0	0-0	0	0	0	0	0	0	32	596	5	66	3.2
TOTAL			46	6	0	6	0-0	0	1	0	0	0	161	2445	16	66	3.5

Single Game Highs

Statistic	Value	
Rushing Attempts	1	at Maryland 09/15/23
Total Passes	1	vs Boston College 10/05/24, at Notre Dame 11/16/24, vs Louisville 10/12/24
Completed Passes	1	vs Boston College 10/05/24, vs Louisville 10/12/24
Passes Yards	29	vs Boston College 10/05/24
Longest Pass	29	vs Boston College 10/05/24
Receptions	11	at Wake Forest 09/07/24
Receptions Yards	148	at Wake Forest 09/07/24
Receptions Touchdowns	2	vs Virginia Tech 11/25/23, at Coastal Carolina 09/21/24, at Pittsburgh 11/15/25
Longest Reception	66	vs Purdue 09/20/25
Total Tackles	1	6 times



#0 DeVONTA SMITH

CB • 5-11 • 195 lbs • Senior

Cincinnati, OH • La Salle/Alabama

Rushing and Passing

SEASON	TEAM	gp	Rushing					Passing									
			att	yds	td	lg	avg/c	avg/g	comp-att-int	yds	td	lg	pct	avg/p	avg/g	effic	
2021-22	UA	9	0	0	0	0	0.0	0.0	0-0-0	0	0	0	0.0	0.0	0.0	0.0	
2022-23	UA	9	0	0	0	0	0.0	0.0	0-0-0	0	0	0	0.0	0.0	0.0	0.0	
2023-24	UA	3	0	0	0	0	0.0	0.0	0-0-0	0	0	0	0.0	0.0	0.0	0.0	
2024-25	UA	12	0	0	0	0	0.0	0.0	0-0-0	0	0	0	0.0	0.0	0.0	0.0	
2025-26	ND	6	0	0	0	0	0.0	0.0	0-0-0	0	0	0	0.0	0.0	0.0	0.0	
TOTAL FOR ND			6	0	0	0	0.0	0.0	0-0-0	0	0	0	0.0	0.0	0.0	0.0	
TOTAL			39	0	0	0	0.0	0.0	0-0-0	0	0	0	0.0	0.0	0.0	0.0	

Scoring and Total Offense

SEASON	TEAM	gp	Scoring								Total Offense				
			td	rush	rcv	ret	pat	2pat	fg	total	avg/g	rush	pass	total	avg/g
2021-22	UA	9	0	0	0	0	0	0	0	0	0.0	0	0	0	0.0
2022-23	UA	9	0	0	0	0	0	0	0	0	0.0	0	0	0	0.0
2023-24	UA	3	0	0	0	0	0	0	0	0	0.0	0	0	0	0.0
2024-25	UA	12	0	0	0	0	0	0	0	0	0.0	0	0	0	0.0
2025-26	ND	6	0	0	0	0	0	0	0	0	0.0	0	0	0	0.0
TOTAL FOR ND			6	0	0	0	0	0	0	0	0.0	0	0	0	0.0
TOTAL			39	0	0	0	0	0	0	0	0.0	0	0	0	0.0

Punting and All Purpose

SEASON	TEAM	gp	Punting				All Purpose							
			no.	yds	lg	avg/g	rush	rcv	pr	kr	lr	total	avg/g	
2021-22	UA	9	0	0	0	0.0	0	0	0	0	0	0	0.0	
2022-23	UA	9	0	0	0	0.0	0	0	0	0	0	0	0.0	
2023-24	UA	3	0	0	0	0.0	0	0	0	0	0	0	0.0	
2024-25	UA	12	0	0	0	0.0	0	0	0	0	0	0	0.0	
2025-26	ND	6	0	0	0	0.0	0	0	0	0	0	0	0.0	
TOTAL FOR ND			6	0	0	0.0	0	0	0	0	0	0	0.0	
TOTAL			39	0	0	0.0	0	0	0	0	0	0	0.0	

Tackles

SEASON	TEAM	GP	Tackles								Interceptions		Receptions				
			ua	a	total	tfl	pbu	ff	fr	blk	sacks	int	rec	yds	td	lg	rec/g
2021-22	UA	9	1	1	2	0-0	0	0	0	0	0	0	0	0	0	0	0.0
2022-23	UA	9	0	0	0	0-0	0	0	0	0	0	0	0	0	0	0	0.0
2023-24	UA	3	3	1	4	0-0	0	0	0	0	0	0	0	0	0	0	0.0
2024-25	UA	12	18	12	30	0.5-1	5	1	0	0	0	0	0	0	0	0	0.0
2025-26	ND	6	10	2	12	0-0	2	0	1	0	0	0	0	0	0	0	0.0
TOTAL FOR ND			6	10	2	12	0-0	2	0	1	0	0	0	0	0	0	0.0
TOTAL			39	32	16	48	0.5-1	7	1	1	0	0	0	0	0	0	0.0

Single Game Highs

Statistic	Value	
Total Tackles	8	at Oklahoma 11/23/24
Total Tackles For Loss	0.5	at Oklahoma 11/23/24



#2 WILL PAULING

WR • 5-10 • 190 lbs • Senior

Chicago, IL • Homewood-Flossmoor/Wisconsin

Rushing and Passing

SEASON	TEAM	gp	Rushing						Passing							
			att	yds	td	lg	avg/c	avg/g	comp-att-int	yds	td	lg	pct	avg/p	avg/g	effic
2021-22	UC	4	0	0	0	0	0.0	0.0	0-0-0	0	0	0	0.0	0.0	0.0	0.0
2022-23	UC	9	1	-8	0	0	-8.0	-0.9	0-0-0	0	0	0	0.0	0.0	0.0	0.0
2023-24	Wisc	13	1	11	0	11	11.0	0.8	1-1-0	19	0	19	100.0	19.0	1.5	259.6
2024-25	Wisc	10	1	4	0	4	4.0	0.4	0-0-0	0	0	0	0.0	0.0	0.0	0.0
2025-26	ND	10	0	0	0	0	0.0	0.0	0-0-0	0	0	0	0.0	0.0	0.0	0.0
TOTAL FOR ND		10	0	0	0	0	0.0	0.0	0-0-0	0	0	0	0.0	0.0	0.0	0.0
TOTAL		46	3	7	0	11	2.3	0.2	1-1-0	19	0	19	100.0	19.0	0.4	259.6

Scoring and Total Offense

SEASON	TEAM	gp	Scoring									Total Offense			
			td	rush	rcv	ret	pat	2pat	fg	total	avg/g	rush	pass	total	avg/g
2021-22	UC	4	0	0	0	0	0	0	0	0.0	0	0	0	0.0	
2022-23	UC	9	0	0	0	0	0	0	0	0.0	-8	0	-8	-0.9	
2023-24	Wisc	13	6	6	0	0	1	0	36	2.8	11	19	30	2.3	
2024-25	Wisc	10	3	0	3	0	0	0	18	1.8	4	0	4	0.4	
2025-26	ND	10	5	0	5	0	0	0	32	3.2	0	0	0	0.0	
TOTAL FOR ND		10	5	0	5	0	0	0	32	3.2	0	0	0	0.0	
TOTAL		46	14	0	14	0	0	1	86	1.9	7	19	26	0.6	

Punting and All Purpose

SEASON	TEAM	gp	Punting				All Purpose							
			no.	yds	lg	avg/g	rush	rcv	pr	kr	lr	total	avg/g	
2021-22	UC	4	0	0	0	0.0	0	6	0	0	0	6	1.5	
2022-23	UC	9	0	0	0	0.0	-8	122	0	0	0	114	12.7	
2023-24	Wisc	13	0	0	0	0.0	11	837	0	0	0	848	65.2	
2024-25	Wisc	10	0	0	0	0.0	4	407	0	0	0	411	41.1	
2025-26	ND	10	0	0	0	0.0	0	367	0	0	0	367	36.7	
TOTAL FOR ND			10	0	0	0.0	0	367	0	0	0	367	36.7	
TOTAL			46	0	0	0.0	7	1739	0	0	0	1746	38.0	

Tackles

		Tackles										Interceptions		Receptions						
SEASON	TEAM	GP	ua	a	total	tfl	pbu	ff	fr	blk	sacks		int	rec	yds	td	lg	rec/g	yds/r	yds/g
2021-22	UC	4	0	0	0	0-0	0	0	0	0	0		0	1	6	0	6	0.3	6.0	1.5
2022-23	UC	9	1	0	1	0-0	0	0	0	0	0		0	12	122	0	30	1.3	10.2	13.6
2023-24	Wisc	13	2	1	3	0-0	0	0	0	0	0		0	74	837	6	53	5.7	11.3	64.4
2024-25	Wisc	10	2	0	2	0-0	0	0	0	0	0		0	42	407	3	28	4.2	9.7	40.7
2025-26	ND	10	0	0	0	0-0	0	0	0	0	0		0	24	367	5	44	2.4	15.3	36.7
TOTAL FOR ND		10	0	0	0	0-0	0	0	0	0	0		0	24	367	5	44	2.4	15.3	36.7
TOTAL		46	5	1	6	0-0	0	0	0	0	0		0	153	1739	14	53	3.3	11.4	37.8

Single Game Highs

Statistic	Value	
Rushing Attempts	1	vs Louisville 12/17/22, vs Nebraska 11/18/23, vs Penn St. 10/26/24
Rushing Yards Net	11	vs Nebraska 11/18/23
Longest Rushing	11	vs Nebraska 11/18/23
Total Passes	1	at Purdue 09/22/23
Completed Passes	1	at Purdue 09/22/23
Passes Yards	19	at Purdue 09/22/23
Longest Pass	19	at Purdue 09/22/23
Receptions	10	vs Northwestern 11/11/23
Receptions Yards	143	vs LSU 01/01/24
Receptions Touchdowns	2	vs LSU 01/01/24
Longest Reception	53	vs LSU 01/01/24
Total Tackles	1	6 times



#3 GI'BRAN PAYNE

RB • 5-10 • 205 lbs • Junior

Cincinnati, OH • La Salle

Rushing and Passing

SEASON	TEAM	gp	Rushing						Passing							
			att	yds	td	lg	avg/c	avg/g	comp-att-int	yds	td	lg	pct	avg/p	avg/g	effic
2022-23	ND	4	2	5	0	3	2.5	1.3	0-0-0	0	0	0	0.0	0.0	0.0	0.0
2023-24	ND	13	45	168	2	12	3.7	12.9	0-0-0	0	0	0	0.0	0.0	0.0	0.0
2025-26	ND	10	9	53	0	24	5.9	5.3	0-0-0	0	0	0	0.0	0.0	0.0	0.0
TOTAL			27	56	226	2	24	4.0	8.4	0-0-0	0	0	0	0.0	0.0	0.0

Scoring and Total Offense

			Scoring									Total Offense			
SEASON	TEAM	gp	td	rush	rcv	ret	pat	2pat	fg	total	avg/g	rush	pass	total	avg/g
2022-23	ND	4	0	0	0	0	0	0	0	0	0.0	5	0	5	1.3
2023-24	ND	13	4	2	2	0	0	0	0	24	1.8	168	0	168	12.9
2025-26	ND	10	0	0	0	0	0	0	0	0	0.0	53	0	53	5.3
TOTAL		27	4	2	2	0	0	0	0	24	0.9	226	0	226	8.4

Punting and All Purpose

			Punting				All Purpose						
SEASON	TEAM	gp	no.	yds	lg	avg/g	rush	rcv	pr	kr	lr	total	avg/g
2022-23	ND	4	0	0	0	0.0	5	0	0	0	0	5	1.3
2023-24	ND	13	0	0	0	0.0	168	58	0	41	0	267	20.5
2025-26	ND	10	0	0	0	0.0	53	0	0	0	0	53	5.3
TOTAL		27	0	0	0	0.0	226	58	0	41	0	325	12.0

Tackles

			Tackles										Interceptions		Receptions					
SEASON	TEAM	GP	ua	a	total	tfl	pbu	ff	fr	blk	sacks	int	rec	yds	td	lg	rec/g	yds/r	yds/g	
2022-23	ND	4	0	0	0	0-0	0	0	0	0	0	0	0	0	0	0	0.0	0.0	0.0	
2023-24	ND	13	0	0	0	0-0	0	0	0	0	0	0	9	58	2	42	0.7	6.4	4.5	
2025-26	ND	10	0	0	0	0-0	0	0	0	0	0	0	0	0	0	0	0.0	0.0	0.0	
TOTAL			27	0	0	0	0-0	0	0	0	0	0	9	58	2	42	0.3	6.4	2.1	

Single Game Highs

Statistic	Value	
Rushing Attempts	6	6 times
Rushing Yards Net	35	at Stanford 11/25/23
Rushing Touchdowns	1	vs Ohio St. 09/23/23, at Stanford 11/25/23
Longest Rushing	24	at Arkansas 09/27/25
Receptions	2	vs Ohio St. 09/23/23, vs Navy 08/26/23, vs Tennessee St. 09/02/23
Receptions Yards	45	vs Tennessee St. 09/02/23
Receptions Touchdowns	1	vs Tennessee St. 09/02/23, vs Southern California 10/14/23
Longest Reception	42	vs Tennessee St. 09/02/23
Longest Kick Return	24	vs Navy 08/26/23



### #3 JAYLEN SNEED

LB • 6-2 • 230 lbs • Junior  
Hilton Head Island, SC • Hilton Head

Rushing and Passing

SEASON	TEAM	gp	Rushing							Passing						
			att	yds	td	lg	avg/c	avg/g	comp-att-int	yds	td	lg	pct	avg/p	avg/g	effc
2022-23	ND	4	0	0	0	0	0.0	0.0	0-0-0	0	0	0	0.0	0.0	0.0	
2023-24	ND	13	0	0	0	0	0.0	0.0	0-0-0	0	0	0	0.0	0.0	0.0	
2024-25	ND	16	0	0	0	0	0.0	0.0	0-0-0	0	0	0	0.0	0.0	0.0	
2025-26	ND	10	0	0	0	0	0.0	0.0	0-0-0	0	0	0	0.0	0.0	0.0	
TOTAL		43	0	0	0	0	0.0	0.0	0-0-0	0	0	0	0.0	0.0	0.0	

Scoring and Total Offense

SEASON	TEAM	gp	Scoring							Total Offense						
			td	rush	rcv	ret	pat	2pat	fg	total	avg/g	rush	pass	total	avg/g	
2022-23	ND	4	0	0	0	0	0	0	0	0	0.0	0	0	0	0	0.0
2023-24	ND	13	0	0	0	0	0	0	0	0	0.0	0	0	0	0	0.0
2024-25	ND	16	1	0	0	1	0	0	0	6	0.4	0	0	0	0	0.0
2025-26	ND	10	0	0	0	0	0	0	0	0	0.0	0	0	0	0	0.0
TOTAL			43	1	0	1	0	0	0	6	0.1	0	0	0	0	0.0

Punting and All Purpose


SEASON	TEAM	gp	Punting				All Purpose						
			no.	yds	lg	avg/g	rush	rcv	pr	kr	lr	total	avg/g
2022-23	ND	4	0	0	0	0.0	0	0	0	0	0	0	0.0
2023-24	ND	13	0	0	0	0.0	0	0	0	0	0	0	0.0
2024-25	ND	16	0	0	0	0.0	0	0	0	0	0	0	0.0
2025-26	ND	10	0	0	0	0.0	0	0	0	0	0	0	0.0
TOTAL			43	0	0	0	0	0	0	0	0	0	0.0

Tackles

SEASON	TEAM	GP	Tackles								Interceptions		Receptions			
			ua	a	total	tfl	pbu	ff	fr	blk	sacks	int	rec	yds	td	lg
2022-23	ND	4	1	6	7	0.5-3	0	0	0	0	0	0	0	0	0	0.0
2023-24	ND	13	5	9	14	1-8	2	1	0	0	1	0	0	0	0	0.0
2024-25	ND	16	22	29	51	6-20	0	2	1	0	2.5	0	0	0	0	0.0
2025-26	ND	10	18	12	30	5-22	0	1	0	0	3	0	0	0	0	0.0
TOTAL			43	46	56	12.5-53	2	4	1	0	6.5	0	0	0	0	0.0

Single Game Highs

Statistic	Value	
Total Tackles	9	vs Navy 10/26/24
Total Sacks	1	6 times
Total Tackles For Loss	1	11 times



### #4 JAIDEN AUSBERRY

LB • 6-2 • 228 lbs • Sophomore  
Baton Rouge, LA • University Lab

Rushing and Passing

SEASON	TEAM	gp	Rushing						Passing							
			att	yds	td	lg	avg/c	avg/g	comp-att-int	yds	td	lg	pct	avg/p	avg/g	effc
2023-24	ND	5	0	0	0	0	0.0	0.0	0-0-0	0	0	0	0.0	0.0	0.0	0.0
2024-25	ND	16	0	0	0	0	0.0	0.0	0-0-0	0	0	0	0.0	0.0	0.0	0.0
2025-26	ND	10	0	0	0	0	0.0	0.0	0-0-0	0	0	0	0.0	0.0	0.0	0.0
TOTAL		31	0	0	0	0	0.0	0.0	0-0-0	0	0	0	0.0	0.0	0.0	0.0

Scoring and Total Offense

SEASON	TEAM	gp	Scoring							Total Offense						
			td	rush	rcv	ret	pat	2pat	fg	total	avg/g	rush	pass	total	avg/g	
2023-24	ND	5	0	0	0	0	0	0	0	0	0.0	0	0	0	0	0.0
2024-25	ND	16	0	0	0	0	0	0	0	0	0.0	0	0	0	0	0.0
2025-26	ND	10	0	0	0	0	0	0	0	0	0.0	0	0	0	0	0.0
TOTAL			31	0	0	0	0	0	0	0	0.0	0	0	0	0	0.0

Punting and All Purpose

SEASON	TEAM	gp	Punting				All Purpose						
			no.	yds	lg	avg/g	rush	rcv	pr	kr	lr	total	avg/g
2023-24	ND	5	0	0	0	0.0	0	0	0	0	0	0	0.0
2024-25	ND	16	0	0	0	0.0	0	0	0	0	0	0	0.0
2025-26	ND	10	0	0	0	0.0	0	0	0	0	0	0	0.0
TOTAL			31	0	0	0	0	0	0	0	0	0	0.0

Tackles

SEASON	TEAM	GP	Tackles								Interceptions		Receptions			
			ua	a	total	tfl	pbu	ff	fr	blk	sacks	int	rec	yds	td	lg
2023-24	ND	5	2	1	3	0-0	0	0	0	0	0	0	0	0	0	0.0
2024-25	ND	16	35	23	58	6.5-15	1	0	2	0	0.5	0	0	0	0	0.0
2025-26	ND	10	16	29	45	4-23	0	1	0	0	2	0	0	0	0	0.0
TOTAL			31	53	53	10.5-38	1	1	2	0	2.5	0	0	0	0	0.0

Single Game Highs

Statistic	Value	
Total Tackles	9	vs Army West Point 11/23/24
Total Sacks	1	vs Boise St. 10/04/25, vs Navy 11/08/25
Total Tackles For Loss	2	vs Indiana 12/20/24, vs Navy 11/08/25



### #4 JEREMIAH LOVE

RB • 6-0 • 214 lbs • Junior  
St. Louis, MO • Christian Brothers

Rushing and Passing

SEASON	TEAM	gp	Rushing					Passing								
			att	yds	td	lg	avg/c	avg/g	comp-att-int	yds	td	lg	pct	avg/p	avg/g	effic
2023-24	ND	13	71	385	1	36	5.4	29.6	0-0-0	0	0	0	0.0	0.0	0.0	0.0
2024-25	ND	16	163	1125	17	98	6.9	70.3	0-0-0	0	0	0	0.0	0.0	0.0	0.0
2025-26	ND	10	177	1135	14	94	6.4	113.5	0-0-0	0	0	0	0.0	0.0	0.0	0.0
TOTAL		39	411	2645	32	98	6.4	67.8	0-0-0	0	0	0	0.0	0.0	0.0	0.0

Scoring and Total Offense

SEASON	TEAM	gp	Scoring							Total Offense						
			td	rush	rcv	ret	pat	2pat	fg	total	avg/g	rush	pass	total	avg/g	
2023-24	ND	13	2	1	1	0	0	0	0	12	0.9	385	0	385	29.6	
2024-25	ND	16	19	17	2	0	0	0	0	116	7.3	1125	0	1125	70.3	
2025-26	ND	10	17	14	3	0	0	0	0	102	10.2	1135	0	1135	113.5	
TOTAL			39	38	32	6	0	0	0	230	5.9	2645	0	2645	67.8	

Punting and All Purpose


SEASON	TEAM	gp	Punting				All Purpose						
			no.	yds	lg	avg/g	rush	rcv	pr	kr	lr	total	avg/g
2023-24	ND	13	0	0	0	0.0	385	77	0	42	0	504	38.8
2024-25	ND	16	0	0	0	0.0	1125	237	0	0	0	1362	85.1
2025-26	ND	10	0	0	0	0.0	1135	274	0	0	0	1409	140.9
TOTAL			39	0	0	0	2645	588	0	42	0	3275	84.0

Tackles

SEASON	TEAM	GP	Tackles								Interceptions		Receptions			
			ua	a	total	tfl	pbu	ff	fr	blk	sacks	int	rec	yds	td	lg
2023-24	ND	13	1	0	1	0-0	0	0	0	0	0	0	8	77	1	33
2024-25	ND	16	0	1	1	0-0	0	0	0	0	0	0	28	237	2	32
2025-26	ND	10	0	0	0	0-0	0	0	0	0	0	0	26	274	3	36
TOTAL			39	1	2	0-0	0	0	0	0	0	0	62	588	6	36

Single Game Highs

Statistic	Value	
Rushing Attempts	24	vs Southern California 10/18/25
Rushing Yards Net	228	vs Southern California 10/18/25
Rushing Touchdowns	2	8 times
Longest Rushing	98	vs Indiana 12/20/24
Receptions	5	vs Louisville 09/28/24, at Arkansas 09/27/25, vs Southern California 10/18/25
Receptions Yards	70	at Arkansas 09/27/25
Receptions Touchdowns	2	at Arkansas 09/27/25
Longest Reception	36	vs Texas A&M 09/13/25
Longest Kick Return	21	at Duke 09/30/23
Total Tackles	1	at Clemson 11/04/23, vs Indiana 12/20/24



### #5 BOUBACAR TRAORE

DL • 6-4 • 250 lbs • Sophomore  
Boston, MA • Catholic Memorial

Rushing and Passing



## #5 CAM WILLIAMS

WR • 6-2 • 200 lbs • Freshman  
Glen Ellyn, IL • Glenbard South

## Rushing and Passing

			Rushing						Passing							
SEASON	TEAM	gp	att	yds	td	lg	avg/c	avg/g	comp-att-int	yds	td	lg	pct	avg/p	avg/g	eff
2024-25	ND	1	0	0	0	0	0.0	0.0	0-0-0	0	0	0	0.0	0.0	0.0	0.0
2025-26	ND	4	0	0	0	0	0.0	0.0	0-0-0	0	0	0	0.0	0.0	0.0	0.0
TOTAL		5	0	0	0	0	0.0	0.0	0-0-0	0	0	0	0.0	0.0	0.0	0.0

## Scoring and Total Offense

			Scoring									Total Offense				
SEASON	TEAM	gp	td	rush	rcv	ret	pat	2pat	fg	total	avg/g	rush	pass	total	avg/g	
2024-25	ND	1	0	0	0	0	0	0	0	0	0.0	0	0	0	0.0	
2025-26	ND	4	0	0	0	0	0	0	0	0	0.0	0	0	0	0.0	
TOTAL		5	0	0	0	0	0	0	0	0	0.0	0	0	0	0.0	

## Punting and All Purpose

			Punting				All Purpose							
SEASON	TEAM	gp	no.	yds	lg	avg/g	rush	rcv	pr	kr	lr	total	avg/g	
2024-25	ND	1	0	0	0	0.0	0	0	0	0	0	0	0.0	
2025-26	ND	4	0	0	0	0.0	0	0	0	0	0	0	0.0	
TOTAL		5	0	0	0	0.0	0	0	0	0	0	0	0.0	

## Tackles

Tackles											Interceptions		Receptions						
SEASON	TEAM	GP	ua	a	total	tfl	pbu	ff	fr	blk	sacks	int	rec	yds	td	lg	rec/g	yds/r	yds/g
2024-25	ND	1	0	0	0	0-0	0	0	0	0	0	0	0	0	0	0	0.0	0.0	0.0
2025-26	ND	4	0	0	0	0-0	0	0	0	0	0	0	0	0	0	0	0.0	0.0	0.0
TOTAL		5	0	0	0	0-0	0	0	0	0	0	0	0	0	0	0	0.0	0.0	0.0



## #6 JORDAN FAISON

WR • 5-10 • 185 lbs • Junior  
Fort Lauderdale, FL • Pine Crest

## Rushing and Passing

			Rushing						Passing							
SEASON	TEAM	gp	att	yds	td	lg	avg/c	avg/g	comp-att-int	yds	td	lg	pct	avg/p	avg/g	eff%
2023-24	ND	7	2	22	0	16	11.0	3.1	0-0-0	0	0	0	0.0	0.0	0.0	0.0
2024-25	ND	13	3	10	0	6	3.3	0.8	0-0-0	0	0	0	0.0	0.0	0.0	0.0
2025-26	ND	10	1	-8	0	-8	-0.8	-0.8	1-1-0	40	0	40	100.0	40.0	4.0	436.0
TOTAL		30	6	24	0	16	4.0	0.8	1-1-0	40	0	40	100.0	40.0	1.3	436.0

## Scoring and Total Offense

			Scoring									Total Offense			
SEASON	TEAM	gp	td	rush	rcv	ret	pat	2pat	fg	total	avg/g	rush	pass	total	avg/g
2023-24	ND	7	4	0	4	0	0	0	0	24	3.4	22	0	22	3.1
2024-25	ND	13	1	0	1	0	0	1	0	6	0.5	10	0	10	0.8
2025-26	ND	10	3	0	3	0	0	0	0	18	1.8	-8	40	32	3.2
TOTAL		30	8	0	8	0	0	1	0	48	1.6	24	40	64	2.1

## Punting and All Purpose

			Punting				All Purpose						
SEASON	TEAM	gp	no.	yds	lg	avg/g	rush	rcv	pr	kr	lr	total	avg/g
2023-24	ND	7	0	0	0	0.0	22	322	28	0	0	372	53.1
2024-25	ND	13	0	0	0	0.0	10	356	0	59	0	425	32.7
2025-26	ND	10	0	0	0	0.0	-8	551	125	0	0	668	66.8
TOTAL		30	0	0	0	0.0	24	1229	153	59	0	1465	48.8

## Tackles

			Tackles									Interceptions		Receptions					
SEASON	TEAM	GP	ua	a	total	tfl	pbu	ff	fr	blk	sacks	int	rec	yds	td	lg	rec/g	yds/r	yds/g
2023-24	ND	7	0	0	0	0-0	0	0	0	0	0	0	19	322	4	55	2.7	16.9	46.0
2024-25	ND	13	2	0	2	0-0	0	0	0	0	0	0	30	356	1	44	2.3	11.9	27.4
2025-26	ND	10	0	0	0	0-0	0	0	0	0	0	0	44	551	3	48	4.4	12.5	55.1
TOTAL		30	2	0	2	0-0	0	0	0	0	0	0	93	1229	8	55	3.1	13.2	41.0

## Single Game Highs

Statistic	Value	
Rushing Attempts	2	vs Georgia 10/02/25
Rushing Yards Net	16	vs Southern California 10/14/23
Longest Rushing	16	vs Southern California 10/14/23
Total Passes	1	at Arkansas 09/27/25
Completed Passes	1	at Arkansas 09/27/25
Passes Yards	40	at Arkansas 09/27/25
Longest Pass	40	at Arkansas 09/27/25
Receptions	7	vs Indiana 12/20/24, at Arkansas 09/27/25
Receptions Yards	115	vs Oregon St. 12/29/23
Receptions Touchdowns	1	8 times
Longest Reception	55	vs Oregon St. 12/29/23
Longest Punt Return	23	vs NC State 10/11/25, vs Boise St. 10/04/25
Longest Kick Return	43	vs Indiana 12/20/24
Total Tackles	1	at Southern California 11/30/24, vs Ohio St. 01/20/25



## #6 CHRISTIAN GRAY

CB • 6-0 • 190 lbs • Junior  
St. Louis, MO • De Smet

## Rushing and Passing

			Rushing						Passing							
SEASON	TEAM	gp	att	yds	td	lg	avg/c	avg/g	comp-att-int	yds	td	lg	pct	avg/p	avg/g	effic
2023-24	ND	12	0	0	0	0	0.0	0.0	0-0-0	0	0	0	0.0	0.0	0.0	0.0
2024-25	ND	15	0	0	0	0	0.0	0.0	0-0-0	0	0	0	0.0	0.0	0.0	0.0
2025-26	ND	8	0	0	0	0	0.0	0.0	0-0-0	0	0	0	0.0	0.0	0.0	0.0
TOTAL		35	0	0	0	0	0.0	0.0	0-0-0	0	0	0	0.0	0.0	0.0	0.0

## Scoring and Total Offense

			Scoring									Total Offense				
SEASON	TEAM	gp	td	rush	rcv	ret	pat	2pat	fg	total	avg/g	rush	pass	total	avg/g	
2023-24	ND	12	0	0	0	0	0	0	0	0	0.0	0	0	0	0.0	
2024-25	ND	15	1	0	0	1	0	0	0	6	0.4	0	0	0	0.0	
2025-26	ND	8	0	0	0	0	0	0	0	0	0.0	0	0	0	0.0	
TOTAL		35	1	0	0	1	0	0	0	6	0.2	0	0	0	0.0	

## Punting and All Purpose

			Punting				All Purpose						
SEASON	TEAM	gp	no.	yds	lg	avg/g	rush	rcv	pr	kr	lr	total	avg/g
2023-24	ND	12	0	0	0	0.0	0	0	0	0	0	0	0.0
2024-25	ND	15	0	0	0	0.0	0	0	0	0	99	99	6.6
2025-26	ND	8	0	0	0	0.0	0	0	0	0	19	19	2.4
TOTAL		35	0	0	0	0.0	0	0	0	0	118	118	3.4

## Tackles

			Tackles									Interceptions		Receptions					
SEASON	TEAM	GP	ua	a	total	tfl	pbu	ff	fr	blk	sacks	int	rec	yds	td	lg	rec/g	yds/r	yds/g
2023-24	ND	12	9	2	11	0-0	2	0	0	0	0	1	0	0	0	0	0.0	0.0	0.0
2024-25	ND	15	26	9	35	2-5-5	9	1	0	0	0	3	0	0	0	0	0.0	0.0	0.0
2025-26	ND	8	11	5	16	0-0	9	0	0	0	0	2	0	0	0	0	0.0	0.0	0.0
TOTAL		35	46	16	62	2-5-5	20	1	0	0	0	6	0	0	0	0	0.0	0.0	0.0

## Single Game Highs

Statistic	Value	
Total Tackles	7	at Southern California 11/30/24
Total Tackles For Loss	1	at Southern California 11/30/24, vs Army West Point 11/23/24
Total Interceptions	1	6 times



## #7 JALEN STROMAN

S • 6-1 • 201 lbs • Senior  
Bristow, VA • Patriot/Virginia Tech

## Rushing and Passing

SEASON	TEAM	gp	Rushing						Passing						effic	
			att	yds	td	lg	avg/c	avg/g	comp-att-int	yds	td	lg	pct	avg/p		avg/g
2021-22	VT	13	0	0	0	0	0.0	0.0	0-0-0	0	0	0	0.0	0.0	0.0	0.0
2022-23	VT	11	0	0	0	0	0.0	0.0	0-0-0	0	0	0	0.0	0.0	0.0	0.0
2023-24	VT	11	0	0	0	0	0.0	0.0	0-0-0	0	0	0	0.0	0.0	0.0	0.0
2024-25	VT	1	0	0	0	0	0.0	0.0	0-0-0	0	0	0	0.0	0.0	0.0	0.0
2025-26	ND	10	0	0	0	0	0.0	0.0	0-0-0	0	0	0	0.0	0.0	0.0	0.0
TOTAL FOR ND		10	0	0	0	0	0.0	0.0	0-0-0	0	0	0	0.0	0.0	0.0	0.0
TOTAL		46	0	0	0	0	0.0	0.0	0-0-0	0	0	0	0.0	0.0	0.0	0.0





**#7 TY WASHINGTON**  
TE • 6-4 • 248 lbs • Junior  
Leesburg, GA • Lee County/Arkansas

#### Rushing and Passing

SEASON	TEAM	gp	Rushing						Passing							
			att	yds	td	lg	avg/c	avg/g	comp-att-int	yds	td	lg	pct	avg/p	avg/g	eff
2022-23	AR	5	0	0	0	0	0.0	0.0	0-0-0	0	0	0	0.0	0.0	0.0	0.0
2023-24	AR	9	0	0	0	0	0.0	0.0	0-0-0	0	0	0	0.0	0.0	0.0	0.0
2024-25	AR	7	0	0	0	0	0.0	0.0	0-0-0	0	0	0	0.0	0.0	0.0	0.0
2025-26	ND	10	0	0	0	0	0.0	0.0	0-0-0	0	0	0	0.0	0.0	0.0	0.0
TOTAL FOR ND		10	0	0	0	0	0.0	0.0	0-0-0	0	0	0	0.0	0.0	0.0	0.0
TOTAL		31	0	0	0	0	0.0	0.0	0-0-0	0	0	0	0.0	0.0	0.0	0.0

#### Scoring and Total Offense

			Scoring									Total Offense			
SEASON	TEAM	gp	td	rush	rcv	ret	pat	2pat	fg	total	avg/g	rush	pass	total	avg/g
2022-23	AR	5	1	0	1	0	0	0	0	6	1.2	0	0	0	0.0
2023-24	AR	9	2	0	2	0	0	0	0	12	1.3	0	0	0	0.0
2024-25	AR	7	1	0	1	0	0	0	0	6	0.9	0	0	0	0.0
2025-26	ND	10	1	0	1	0	0	0	0	6	0.6	0	0	0	0.0
TOTAL FOR ND		10	1	0	1	0	0	0	0	6	0.6	0	0	0	0.0
TOTAL		31	5	0	5	0	0	0	0	30	1.0	0	0	0	0.0

#### Punting and All Purpose

			Punting				All Purpose						
SEASON	TEAM	gp	no.	yds	lg	avg/g	rush	rcv	pr	kr	lr	total	avg/g
2022-23	AR	5	0	0	0	0.0	0	17	0	0	0	17	3.4
2023-24	AR	9	0	0	0	0.0	0	170	0	0	0	170	18.9
2024-25	AR	7	0	0	0	0.0	0	25	0	0	0	25	3.6
2025-26	ND	10	0	0	0	0.0	0	23	0	0	0	23	2.3
TOTAL FOR ND			10	0	0	0.0	0	23	0	0	0	23	2.3
TOTAL			31	0	0	0.0	0	235	0	0	0	235	7.6

#### Tackles

SEASON	TEAM	GP	Tackles									Interceptions		Receptions					
			ua	a	total	tfl	pbu	ff	fr	blk	sacks	int	rec	yds	td	lg	rec/g	yds/r	yds/g
2022-23	AR	5	0	0	0	0-0	0	0	0	0	0	0	1	17	1	17	0.2	17.0	3.4
2023-24	AR	9	0	0	0	0-0	0	0	0	0	0	0	11	170	2	34	1.2	15.5	18.9
2024-25	AR	7	0	0	0	0-0	0	0	0	0	0	0	2	25	1	23	0.3	12.5	3.6
2025-26	ND	10	0	0	0	0-0	0	0	0	0	0	0	4	23	1	14	0.4	5.8	2.3
TOTAL FOR ND			10	0	0	0-0	0	0	0	0	0	0	4	23	1	14	0.4	5.8	2.3
TOTAL			31	0	0	0-0	0	0	0	0	0	0	18	235	5	34	0.6	13.1	7.6

#### Single Game Highs

Statistic	Value	
Receptions	7	at Ole Miss 10/07/23
Receptions Yards	90	at Ole Miss 10/07/23
Receptions Touchdowns	2	at Ole Miss 10/07/23
Longest Reception	34	at Ole Miss 10/07/23



**#8 KENNY MINCHEY**  
QB • 6-2 • 208 lbs • Sophomore  
Hendersonville, TN • Pope John Paul II

#### Rushing and Passing

			Rushing						Passing								
SEASON	TEAM	gp	att	yds	td	lg	avg/c	avg/g	comp-att-int	yds	td	lg	pct	avg/p	avg/g	eff%	
2023-24	ND	3	0	0	0	0	0.0	0.0	2-2-0	12	0	8	100.0	6.0	4.0	150.4	
2024-25	ND	1	2	12	1	7	6.0	12.0	1-1-0	4	0	4	100.0	4.0	4.0	133.6	
2025-26	ND	4	3	19	0	13	6.3	4.8	11-12-0	130	0	37	91.7	11.8	32.5	182.7	
TOTAL			8	5	31	1	13	6.2	3.9	14-15-0	146	0	37	93.3	10.4	18.3	175.1

#### Scoring and Total Offense

			Scoring									Total Offense			
SEASON	TEAM	gp	td	rush	rcv	ret	pat	2pat	fg	total	avg/g	rush	pass	total	avg/g
2023-24	ND	3	0	0	0	0	0	0	0	0	0.0	0	12	12	4.0
2024-25	ND	1	1	1	0	0	0	0	0	6	6.0	12	4	16	16.0
2025-26	ND	4	0	0	0	0	0	0	0	0	0.0	19	130	149	37.3
TOTAL		8	1	1	0	0	0	0	0	6	0.8	31	146	177	22.1

#### Punting and All Purpose

			Punting				All Purpose						
SEASON	TEAM	gp	no.	yds	lg	avg/g	rush	rcv	pr	kr	lr	total	avg/g
2023-24	ND	3	0	0	0	0.0		0	0	0	0	0	0
2024-25	ND	1	0	0	0	0.0	12	0	0	0	0	12	12.0
2025-26	ND	4	0	0	0	0.0	19	0	0	0	0	19	4.8
TOTAL			8	0	0	0.0	31	0	0	0	0	31	3.9

#### Tackles

			Tackles									Interceptions		Receptions					
SEASON	TEAM	GP	ua	a	total	tfl	pbu	ff	fr	blk	sacks	int	rec	yds	td	lg	rec/g	yds/r	yds/g
2023-24	ND	3	0	0	0	0-0	0	0	0	0	0	0	0	0	0	0	0.0	0.0	0.0
2024-25	ND	1	0	0	0	0-0	0	0	0	0	0	0	0	0	0	0	0.0	0.0	0.0
2025-26	ND	4	0	0	0	0-0	0	0	0	0	0	0	0	0	0	0	0.0	0.0	0.0
TOTAL		8	0	0	0	0-0	0	0	0	0	0	0	0	0	0	0	0.0	0.0	0.0

#### Single Game Highs

Statistic	Value	
Rushing Attempts	2	at Purdue 09/14/24
Rushing Yards Net	13	vs Navy 11/08/25
Rushing Touchdowns	1	at Purdue 09/14/24
Longest Rushing	13	vs Navy 11/08/25
Total Passes	8	vs Purdue 09/20/25
Completed Passes	7	vs Purdue 09/20/25
Passes Yards	58	vs Purdue 09/20/25
Longest Pass	37	at Arkansas 09/27/25



**#8 ADON SHULER**  
S • 6-0 • 205 lbs • Sophomore  
Irvington, NJ • Irvington

#### Rushing and Passing

			Rushing						Passing							
SEASON	TEAM	gp	att	yds	td	lg	avg/c	avg/g	comp-att-int	yds	td	lg	pct	avg/p	avg/g	effic
2023-24	ND	5	0	0	0	0	0.0	0.0	0-0-0	0	0	0	0.0	0.0	0.0	0.0
2024-25	ND	16	0	0	0	0	0.0	0.0	0-0-0	0	0	0	0.0	0.0	0.0	0.0
2025-26	ND	10	0	0	0	0	0.0	0.0	0-0-0	0	0	0	0.0	0.0	0.0	0.0
TOTAL			31	0	0	0	0.0	0.0	0-0-0	0	0	0	0.0	0.0	0.0	0.0

#### Scoring and Total Offense

			Scoring									Total Offense				
SEASON	TEAM	gp	td	rush	rcv	ret	pat	2pat	fg	total	avg/g	rush	pass	total	avg/g	
2023-24	ND	5	0	0	0	0	0	0	0	0	0.0	0	0	0	0.0	
2024-25	ND	16	1	0	0	1	0	0	0	6	0.4	0	0	0	0.0	
2025-26	ND	10	0	0	0	0	0	0	0	2	0.2	0	0	0	0.0	
TOTAL		31	1	0	0	1	0	0	0	8	0.3	0	0	0	0.0	

#### Punting and All Purpose

			Punting				All Purpose							
SEASON	TEAM	gp	no.	yds	lg	avg/g	rush	rcv	pr	kr	lr	total	avg/g	
2023-24	ND	5	0	0	0	0.0	0	0	0	0	0	0	0.0	
2024-25	ND	16	0	0	0	0.0	0	0	0	0	94	94	5.9	
2025-26	ND	10	0	0	0	0.0	0	0	0	0	46	46	4.6	
TOTAL		31	0	0	0	0.0	0	0	0	0	140	140	4.5	

#### Tackles

			Tackles									Interceptions		Receptions					
SEASON	TEAM	GP	ua	a	total	tfl	pbu	ff	fr	blk	sacks	int	rec	yds	td	lg	rec/g	yds/r	yds/g
2023-24	ND	5	4	2	6	0	0	0	0	0	0	0	0	0	0	0	0.0	0.0	0.0
2024-25	ND	16	36	23	59	3-6	5	1	1	1	0	3	0	0	0	0	0.0	0.0	0.0
2025-26	ND	10	27	22	49	3-22	5	2	0	0	1	2	0	0	0	0	0.0	0.0	0.0
TOTAL		31	67	47	114	6-28	10	3	1	1	1	5	0	0	0	0	0.0	0.0	0.0

#### Single Game Highs

Statistic	Value	
Total Tackles	11	vs Southern California 10/18/25
Total Sacks	1	at Pittsburgh 11/15/25
Total Tackles For Loss	2	vs Southern California 10/1



#9 ELI RARIDON  
TE • 6-7 • 252 lbs • Senior  
Des Moines, IA • Valley

Rushing and Passing

SEASON	TEAM	gp	Rushing						Passing							
			att	yds	td	lg	avg/c	avg/g	comp-att-int	yds	td	lg	pct	avg/p	avg/g	effic
2022-23	ND	5	0	0	0	0	0.0	0.0	0-0-0	0	0	0	0.0	0.0	0.0	0.0
2023-24	ND	7	0	0	0	0	0.0	0.0	0-0-0	0	0	0	0.0	0.0	0.0	0.0
2024-25	ND	16	0	0	0	0	0.0	0.0	0-0-0	0	0	0	0.0	0.0	0.0	0.0
2025-26	ND	10	0	0	0	0	0.0	0.0	0-0-0	0	0	0	0.0	0.0	0.0	0.0
TOTAL		38	0	0	0	0	0.0	0.0	0-0-0	0	0	0	0.0	0.0	0.0	0.0

Scoring and Total Offense

		Scoring									Total Offense				
SEASON	TEAM	gp	td	rush	rcv	ret	pat	2pat	fg	total	avg/g	rush	pass	total	avg/g
2022-23	ND	5	0	0	0	0	0	0	0	0	0.0	0	0	0	0.0
2023-24	ND	7	1	0	1	0	0	0	0	6	0.9	0	0	0	0.0
2024-25	ND	16	2	0	2	0	0	0	0	12	0.8	0	0	0	0.0
2025-26	ND	10	0	0	0	0	0	0	0	0	0.0	0	0	0	0.0
TOTAL		38	3	0	3	0	0	0	0	18	0.5	0	0	0	0.0

Punting and All Purpose

SEASON	TEAM	gp	Punting				All Purpose							
			no.	yds	lg	avg/g	rush	rcv	pr	kr	lr	total	avg/g	
2022-23	ND	5	0	0	0	0.0	0	0	0	0	0	0	0.0	
2023-24	ND	7	0	0	0	0.0	0	51	0	0	0	51	7.3	
2024-25	ND	16	0	0	0	0.0	0	90	0	0	0	90	5.6	
2025-26	ND	10	0	0	0	0.0	0	473	0	0	0	473	47.3	
TOTAL		38	0	0	0	0.0	0	614	0	0	0	614	16.2	

Tackles

SEASON	TEAM	GP	Tackles							Interceptions		Receptions				
			ua	a	total	ttl	pbu	ff	fr	bik	sacks	int	rec	yds	td	lg
2022-23	ND	5	0	0	0	0-0	0	0	0	0	0	0	0	0	0	0.0
2023-24	ND	7	0	0	0	0-0	0	0	0	0	0	0	5	51	1	19
2024-25	ND	16	0	0	0	0-0	0	0	0	0	0	0	11	90	2	14
2025-26	ND	10	0	0	0	0-0	0	0	0	0	0	0	30	473	0	65
TOTAL		38	0	0	0	0-0	0	0	0	0	0	0	46	614	3	65

Single Game Highs

Statistic	Value	
Receptions	7	vs NC State 10/11/25
Receptions Yards	109	vs NC State 10/11/25
Receptions Touchdowns	1	vs Stanford 10/12/24, at Southern California 11/30/24, vs Wake Forest 11/18/23
Longest Reception	65	at Miami (FL) 08/31/25



#10 TYLER BUCHNER  
QB • 6-1 • 206 lbs • Senior  
San Diego, CA • The Bishop's School

Rushing and Passing

SEASON	TEAM	gp	Rushing						Passing							
			att	yds	td	lg	avg/c	avg/g	comp-att-int	yds	td	lg	pct	avg/p	avg/g	effic
2021-22	ND	10	46	336	3	68	7.3	33.6	21-25-3	298	3	55	60.0	14.2	29.8	142.7
2022-23	ND	3	36	123	4	21	3.4	41.0	46-83-5	651	3	75	55.4	14.2	217.0	121.2
2023-24	UA	2	3	20	1	9	6.7	10.0	8-19-0	61	0	20	42.1	7.6	30.5	69.1
2024-25	ND	2	1	4	0	4	4.0	2.0	1-1-0	23	0	23	100.0	23.0	11.5	293.2
2025-26	ND	10	1	3	0	3	3.0	0.3	0-0-0	0	0	0	0.0	0.0	0.0	0.0
TOTAL FOR ND		25	84	466	7	68	5.5	18.6	66-119-8	972	6	75	57.1	14.3	38.9	128.9
TOTAL		27	87	486	8	68	5.6	18.0	76-138-8	1033	6	75	55.1	13.6	38.3	120.7

Scoring and Total Offense

SEASON	TEAM	gp	Scoring								Total Offense				
			td	rush	rcv	ret	pat	2pat	fg	total	avg/g	rush	pass	total	avg/g
2021-22	ND	10	3	3	0	0	0	0	0	18	1.8	336	298	634	63.4
2022-23	ND	3	4	4	0	0	0	0	0	26	8.7	123	651	774	258.0
2023-24	UA	2	1	1	0	0	0	0	0	6	3.0	20	61	81	40.5
2024-25	ND	2	0	0	0	0	0	0	0	0	0.0	4	23	27	13.5
2025-26	ND	10	0	0	0	0	0	0	0	0	0.0	3	0	3	0.3
TOTAL FOR ND		25	7	7	0	0	0	1	0	44	1.8	466	972	1438	57.5
TOTAL		27	8	8	0	0	0	1	0	50	1.9	486	1033	1519	56.3

Punting and All Purpose

SEASON	TEAM	gp	Punting				All Purpose							
			no.	yds	lg	avg/g	rush	rcv	pr	kr	lr	total	avg/g	
2021-22	ND	10	0	0	0	0.0	336	0	0	0	0	336	33.6	
2022-23	ND	3	0	0	0	0.0	123	0	0	0	0	123	41.0	
2023-24	UA	2	0	0	0	0.0	20	0	0	0	0	20	10.0	
2024-25	ND	2	0	0	0	0.0	4	0	0	0	0	4	2.0	
2025-26	ND	10	0	0	0	0.0	3	0	0	0	0	3	0.3	
TOTAL FOR ND		25	0	0	0	0.0	466	0	0	0	0	466	18.6	
TOTAL		27	0	0	0	0.0	486	0	0	0	0	486	18.0	

Tackles

SEASON	TEAM	GP	Tackles							Interceptions		Receptions				
			ua	a	total	ttl	pbu	ff	fr	bik	sacks	int	rec	yds	td	lg
2021-22	ND	10	0	0	0	0-0	0	0	0	0	0	0	0	0	0	0.0
2022-23	ND	3	0	0	0	0-0	0	0	0	0	0	0	0	0	0	0.0
2023-24	UA	2	0	0	0	0-0	0	0	0	0	0	0	0	0	0	0.0
2024-25	ND	2	0	0	0	0-0	0	0	0	0	0	0	0	0	0	0.0
2025-26	ND	10	0	0	0	0-0	0	0	0	0	0	0	0	0	0	0.0
TOTAL FOR ND		25	0	0	0	0-0	0	0	0	0	0	0	0	0	0	0.0
TOTAL		27	0	0	0	0-0	0	0	0	0	0	0	0	0	0	0.0

Single Game Highs

Statistic	Value	
Rushing Attempts	13	vs Marshall 09/10/22
Rushing Yards Net	68	vs Toledo 09/11/21
Rushing Touchdowns	2	vs Marshall 09/10/22, vs South Carolina 12/30/22
Longest Rushing	68	vs Georgia Tech 11/20/21
Total Passes	33	vs South Carolina 12/30/22
Completed Passes	18	vs Marshall 09/10/22, vs South Carolina 12/30/22
Passes Yards	273	vs South Carolina 12/30/22
Touchdowns from passes	3	vs South Carolina 12/30/22
Longest Pass	75	vs South Carolina 12/30/22



#10 LOGHAN THOMAS

DL • 6-4 • 220 lbs • Sophomore

Katy, TX • St. Edward (Ohio)

Rushing and Passing

			Rushing						Passing							
SEASON	TEAM	gp	att	yds	td	lg	avg/c	avg/g	comp-att-int	yds	td	lg	pct	avg/p	avg/g	eff%
2024-25	ND	15	0	0	0	0	0.0	0.0	0-0-0	0	0	0	0.0	0.0	0.0	0.0
2025-26	ND	9	0	0	0	0	0.0	0.0	0-0-0	0	0	0	0.0	0.0	0.0	0.0
TOTAL		24	0	0	0	0	0.0	0.0	0-0-0	0	0	0	0.0	0.0	0.0	0.0

Scoring and Total Offense

			Scoring									Total Offense			
SEASON	TEAM	gp	td	rush	rcv	ret	pat	2pat	fg	total	avg/g	rush	pass	total	avg/g
2024-25	ND	15	0	0	0	0	0	0	0	0	0.0	0	0	0	0.0
2025-26	ND	9	0	0	0	0	0	0	0	0	0.0	0	0	0	0.0
TOTAL		24	0	0	0	0	0	0	0	0	0.0	0	0	0	0.0

Punting and All Purpose

			Punting				All Purpose						
SEASON	TEAM	gp	no.	yds	lg	avg/g	rush	rcv	pr	kr	lr	total	avg/g
2024-25	ND	15	0	0	0	0.0	0	0	0	0	0	0	0.0
2025-26	ND	9	0	0	0	0.0	0	0	17	0	0	17	1.9
TOTAL		24	0	0	0	0.0	0	0	17	0	0	17	0.7

Tackles

Tackles											Interceptions		Receptions						
SEASON	TEAM	GP	ua	a	total	tfl	pbu	ff	fr	blk	sacks	int	rec	yds	td	lg	rec/g	yds/r	yds/g
2024-25	ND	15	4	3	7	1.5	4	0	0	0	1.5	0	0	0	0	0.0	0.0	0.0	0.0
2025-26	ND	9	0	2	2	0.0	0	0	0	1	0	0	0	0	0	0.0	0.0	0.0	0.0
TOTAL		24	4	5	9	1.5	4	0	0	1	1.5	0	0	0	0	0.0	0.0	0.0	0.0

Single Game Highs

Statistic	Value	
Longest Punt Return	17	vs Texas A&M 09/13/25
Total Tackles	2	vs Indiana 12/20/24
Total Sacks	1	vs Indiana 12/20/24
Total Tackles For Loss	1	vs Indiana 12/20/24



#11 JaDON BLAIR

S • 6-5 • 205 lbs • Freshman

Winston-Salem, NC • Mount Tabor

PREP AND PERSONAL

- A four-star Safety by On3, 247Sports, ESPN and Rivals
- A four-star Safety by On3, 247Sports, ESPN and Rivals
- The third ranked recruit in the state of North Carolina, third overall Safety and 55th overall recruit by On3
- The fifth ranked recruit in the state, 12th overall Safety and 154th overall recruit by 247Sports
- Sixth ranked recruit in North Carolina, 16th overall Safety and 219th recruit by ESPN
- The seventh ranked recruit in the state, 26th ranked Safety overall, and 248th ranked recruit by Rivals



#11 KK SMITH

WR • 6-0 • 176 lbs • Sophomore

Frisco, TX • Reedy

Rushing and Passing

			Rushing						Passing							
SEASON	TEAM	gp	att	yds	td	lg	avg/c	avg/g	comp-att-int	yds	td	lg	pct	avg/p	avg/g	eff%
2023-24	ND	1	0	0	0	0	0.0	0.0	0-0-0	0	0	0	0.0	0.0	0.0	0.0
2024-25	ND	6	0	0	0	0	0.0	0.0	0-0-0	0	0	0	0.0	0.0	0.0	0.0
2025-26	ND	8	0	0	0	0	0.0	0.0	0-0-0	0	0	0	0.0	0.0	0.0	0.0
TOTAL		15	0	0	0	0	0.0	0.0	0-0-0	0	0	0	0.0	0.0	0.0	0.0

Scoring and Total Offense

			Scoring									Total Offense			
SEASON	TEAM	gp	td	rush	rcv	ret	pat	2pat	fg	total	avg/g	rush	pass	total	avg/g
2023-24	ND	1	0	0	0	0	0	0	0	0	0.0	0	0	0	0.0
2024-25	ND	6	0	0	0	0	0	0	0	0	0.0	0	0	0	0.0
2025-26	ND	8	2	0	2	0	0	0	0	12	1.5	0	0	0	0.0
TOTAL		15	2	0	2	0	0	0	0	12	0.8	0	0	0	0.0

Punting and All Purpose

			Punting				All Purpose						
SEASON	TEAM	gp	no.	yds	lg	avg/g	rush	rcv	pr	kr	lr	total	avg/g
2023-24	ND	1	0	0	0	0.0	0	0	0	0	0	0	0.0
2024-25	ND	6	0	0	0	0.0	0	38	0	0	0	38	6.3
2025-26	ND	8	0	0	0	0.0	0	123	0	0	0	123	15.4
TOTAL		15	0	0	0	0.0	0	161	0	0	0	161	10.7

Tackles

			Tackles									Interceptions		Receptions						
SEASON	TEAM	GP	ua	a	total	tfl	pbu	ff	fr	blk	sacks	int	rec	yds	td	lg	rec/g	yds/r	yds/g	
2023-24	ND	1	0	0	0	0-0	0	0	0	0	0	0	0	0	0	0	0	0.0	0.0	0.0
2024-25	ND	6	0	0	0	0-0	0	0	0	0	0	0	3	38	0	25	0.5	12.7	6.3	
2025-26	ND	8	0	0	0	0-0	0	0	0	0	0	0	8	123	2	34	1.0	15.4	15.4	
TOTAL		15	0	0	0	0-0	0	0	0	0	0	0	11	161	2	34	0.7	14.6	10.7	

Single Game Highs

Statistic	Value	
Receptions	3	vs NC State 10/11/25
Receptions Yards	59	vs NC State 10/11/25
Receptions Touchdowns	1	vs NC State 10/11/25, vs Navy 11/08/25
Longest Reception	34	vs Navy 11/08/25



#12 JORDAN BOTELHO

DL • 6-3 • 260 lbs • Senior

Honolulu, HI • Saint Louis

Rushing and Passing

SEASON	TEAM	gp	Rushing						Passing							
			att	yds	td	lg	avg/c	avg/g	comp-att-int	yds	td	lg	pct	avg/p	avg/g	eff
2020-21	ND	10	0	0	0	0	0.0	0.0	0-0-0	0	0	0	0.0	0.0	0.0	0.0
2021-22	ND	11	0	0	0	0	0.0	0.0	0-0-0	0	0	0	0.0	0.0	0.0	0.0
2022-23	ND	13	0	0	0	0	0.0	0.0	0-0-0	0	0	0	0.0	0.0	0.0	0.0
2023-24	ND	13	0	0	0	0	0.0	0.0	0-0-0	0	0	0	0.0	0.0	0.0	0.0
2024-25	ND	3	0	0	0	0	0.0	0.0	0-0-0	0	0	0	0.0	0.0	0.0	0.0
2025-26	ND	10	0	0	0	0	0.0	0.0	0-0-0	0	0	0	0.0	0.0	0.0	0.0
TOTAL		60	0	0	0	0	0.0	0.0	0-0-0	0	0	0	0.0	0.0	0.0	0.0

Scoring and Total Offense

			Scoring									Total Offense			
SEASON	TEAM	gp	td	rush	rcv	ret	pat	2pat	fg	total	avg/g	rush	pass	total	avg/g
2020-21	ND	10	1	0	0	1	0	0	0	6	0.6	0	0	0	0.0
2021-22	ND	11	0	0	0	0	0	0	0	0	0.0	0	0	0	0.0
2022-23	ND	13	0	0	0	0	0	0	0	0	0.0	0	0	0	0.0
2023-24	ND	13	0	0	0	0	0	0	0	0	0.0	0	0	0	0.0
2024-25	ND	3	0	0	0	0	0	0	0	0	0.0	0	0	0	0.0
2025-26	ND	10	0	0	0	0	0	0	0	0	0.0	0	0	0	0.0
TOTAL		60	1	0	0	1	0	0	0	6	0.1	0	0	0	0.0

Punting and All Purpose

			Punting				All Purpose						
SEASON	TEAM	gp	no.	yds	lg	avg/g	rush	rcv	pr	kr	lr	total	avg/g
2020-21	ND	10	0	0	0	0.0	0	0	1	0	0	1	0.1
2021-22	ND	11	0	0	0	0.0	0	0	0	0	0	0	0.0
2022-23	ND	13	0	0	0	0.0	0	0	0	0	0	0	0.0
2023-24	ND	13	0	0	0	0.0	0	0	0	0	0	0	0.0
2024-25	ND	3	0	0	0	0.0	0	0	0	0	0	0	0.0
2025-26	ND	10	0	0	0	0.0	0	0	0	0	0	0	0.0
TOTAL		60	0	0	0	0.0	0	0	1	0	0	1	0.0

Tackles

			Tackles									Interceptions			Receptions				
SEASON	TEAM	GP	ua	a	total	tfl	pbu	ff	fr	blk	sacks	int	rec	yds	td	lg	rec/g	yds/r	yds/g
2020-21	ND	10	2	2	4	0-0	0	0	0	0	0	0	0	0	0	0	0.0	0.0	0.0
2021-22	ND	11	11	7	18	3-11	0	0	0	0	2	0	0	0	0	0	0.0	0.0	0.0
2022-23	ND	13	9	2	11	6.5-24	0	0	0	1	4.5	0	0	0	0	0	0.0	0.0	0.0
2023-24	ND	13	18	14	32	4.5-25	0	0	0	0	4	0	0	0	0	0	0.0	0.0	0.0
2024-25	ND	3	5	7	12	1-13	0	0	0	0	1	0	0	0	0	0	0.0	0.0	0.0
2025-26	ND	10	9	7	16	1.5-5	0	0	0	1	12.5	0	0	0	0	0	0.0	0.0	0.0
TOTAL			60	54	39	16.5-78	0	0	0	1	12.5	0	0	0	0	0	0.0	0.0	0.0



#12 BLAKE HEBERT

QB • 6-3 • 225 lbs • Freshman  
Boxford, MA • Brunswick School (CT)

PREP AND PERSONAL

- A four-star QB by ESPN, Rivals, and On3
- A three-star QB by 247Sports
- The second-ranked recruit in the state and 37th overall QB by On3
- The second-ranked recruit in the state and 20th overall QB by 247Sports
- The seventh-ranked dual threat QB by ESPN 300
- Top-ranked overall QB in the state
- Seventh-ranked overall QB and 270th recruit by ESPN
- Third-ranked recruit in the state and 17th ranked QB overall by Rivals
- Finished senior season with 2,107 yards and 26 touchdowns
- Completed 111 of 185 pass attempts (58.3%) for 1,748 yards with 24 touchdowns and one INT as a sophomore in 2022; also ran for 297 yards and 4 touchdowns
- 2024 First Team All-NEPSAC
- 2024 Offensive Player of the Year
- First Team All-League
- Team made Massachusetts Division 1 semifinals in 2020



#13 CJ CARR

QB • 6-3 • 210 lbs • Freshman  
Saline, MI • Saline

Rushing and Passing

			Rushing						Passing							
SEASON	TEAM	gp	att	yds	td	lg	avg/c	avg/g	comp-att-int	yds	td	lg	pct	avg/p	avg/g	effic
2024-25	ND	1	0	0	0	0	0.0	0.0	0-0-0	0	0	0	0.0	0.0	0.0	0.0
2025-26	ND	10	36	28	3	28	0.8	2.8	173-257-6	2487	21	66	67.3	14.4	248.7	170.9
TOTAL		11	36	28	3	28	0.8	2.5	173-257-6	2487	21	66	67.3	14.4	226.1	170.9

Scoring and Total Offense

			Scoring								Total Offense				
SEASON	TEAM	gp	td	rush	rcv	ret	pat	2pat	fg	total	avg/g	rush	pass	total	avg/g
2024-25	ND	1	0	0	0	0	0	0	0	0	0.0	0	0	0	0.0
2025-26	ND	10	3	3	0	0	0	1	0	18	1.8	28	2487	2515	251.5
TOTAL		11	3	3	0	0	0	1	0	18	1.6	28	2487	2515	228.6

Punting and All Purpose

SEASON	TEAM	gp	Punting				All Purpose						
			no.	yds	lg	avg/g	rush	rcv	pr	kr	lr	total	avg/g
2024-25	ND	1	0	0	0	0.0	0	0	0	0	0	0	0.0
2025-26	ND	10	0	0	0	0.0	28	0	0	0	0	28	2.8
TOTAL		11	0	0	0	0.0	28	0	0	0	0	28	2.5

Tackles

			Tackles								Interceptions	Receptions							
SEASON	TEAM	GP	ua	a	total	tfl	pbu	ff	fr	blk	sacks	int	rec	yds	td	lg	rec/g	yds/r	yds/g
2024-25	ND	1	0	0	0	0-0	0	0	0	0	0	0	0	0	0	0	0.0	0.0	0.0
2025-26	ND	10	0	1	1	0-0	0	0	0	0	0	0	0	0	0	0	0.0	0.0	0.0
TOTAL		11	0	1	1	0-0	0	0	0	0	0	0	0	0	0	0	0.0	0.0	0.0

Single Game Highs

Statistic	Value	
Rushing Attempts	11	at Miami (FL) 08/31/25
Rushing Yards Net	25	vs Boise St. 10/04/25
Rushing Touchdowns	1	at Pittsburgh 11/15/25, at Miami (FL) 08/31/25, vs Southern California 10/18/25
Longest Rushing	28	vs Boise St. 10/04/25
Total Passes	32	vs Texas A&M 09/13/25, at Pittsburgh 11/15/25
Completed Passes	22	at Arkansas 09/07/25
Passes Yards	354	at Arkansas 09/07/25
Touchdowns from passes	4	at Arkansas 09/07/25
Longest Pass	66	vs Purdue 09/20/25
Total Tackles	1	at Pittsburgh 11/15/25



#13 BEN MINICH

S • 6-0 • 197 lbs • Sophomore  
West Chester, OH • Lakota West

Rushing and Passing

			Rushing						Passing							
SEASON	TEAM	gp	att	yds	td	lg	avg/c	avg/g	comp-att-int	yds	td	lg	pct	avg/p	avg/g	effic
2023-24	ND	3	0	0	0	0	0.0	0.0	0-0-0	0	0	0	0.0	0.0	0.0	0.0
2024-25	ND	14	0	0	0	0	0.0	0.0	0-0-0	0	0	0	0.0	0.0	0.0	0.0
2025-26	ND	10	0	0	0	0	0.0	0.0	0-0-0	0	0	0	0.0	0.0	0.0	0.0
TOTAL		27	0	0	0	0	0.0	0.0	0-0-0	0	0	0	0.0	0.0	0.0	0.0

Scoring and Total Offense

			Scoring									Total Offense			
SEASON	TEAM	gp	td	rush	rcv	ret	pat	2pat	fg	total	avg/g	rush	pass	total	avg/g
2023-24	ND	3	0	0	0	0	0	0	0	0	0.0	0	0	0	0.0
2024-25	ND	14	0	0	0	0	0	0	0	0	0.0	0	0	0	0.0
2025-26	ND	10	0	0	0	0	0	0	0	0	0.0	0	0	0	0.0
TOTAL		27	0	0	0	0	0	0	0	0	0.0	0	0	0	0.0

Punting and All Purpose

SEASON	TEAM	gp	Punting				All Purpose						
			no.	yds	lg	avg/g	rush	rcv	pr	kr	lr	total	avg/g
2023-24	ND	3	0	0	0	0.0	0	0	0	0	0	0	0.0
2024-25	ND	14	0	0	0	0.0	0	0	0	0	0	0	0.0
2025-26	ND	10	0	0	0	0.0	0	0	0	0	0	0	0.0
TOTAL		27	0	0	0	0.0	0	0	0	0	0	0	0.0

Tackles

			Tackles								Interceptions		Receptions						
SEASON	TEAM	GP	ua	a	total	tfl	pbu	ff	fr	blk	sacks	int	rec	yds	td	lg	rec/g	yds/r	yds/g
2023-24	ND	3	0	1	1	0-0	0	0	0	0	0	0	0	0	0	0	0.0	0.0	0.0
2024-25	ND	14	5	3	8	0.5-2	1	0	0	0	0.5	0	0	0	0	0	0.0	0.0	0.0
2025-26	ND	10	0	0	0	0-0	0	0	0	0	0	0	0	0	0	0	0.0	0.0	0.0
TOTAL		27	5	4	9	0.5-2	1	0	0	0	0.5	0	0	0	0	0	0.0	0.0	0.0

Single Game Highs

Statistic	Value	
Total Tackles	3	vs Stanford 10/12/24
Total Sacks	0.5	vs Stanford 10/12/24
Total Tackles For Loss	0.5	vs Stanford 10/12/24



#14 MICAH GILBERT

WR • 6-2 • 204 lbs • Freshman  
Charlotte, NC • Charlotte Christian

Rushing and Passing

			Rushing						Passing							
SEASON	TEAM	gp	att	yds	td	lg	avg/c	avg/g	comp-att-int	yds	td	lg	pct	avg/p	avg/g	effic
2024-25	ND	3	0	0	0	0	0.0	0.0	0-0-0	0	0	0	0.0	0.0	0.0	0.0
2025-26	ND	8	0	0	0	0	0.0	0.0	0-0-0	0	0	0	0.0	0.0	0.0	0.0
TOTAL		11	0	0	0	0	0.0	0.0	0-0-0	0	0	0	0.0	0.0	0.0	0.0

Scoring and Total Offense

			Scoring								Total Offense				
SEASON	TEAM	gp	td	rush	rcv	ret	pat	2pat	fg	total	avg/g	rush	pass	total	avg/g
2024-25	ND	3	0	0	0	0	0	0	0	0.0		0	0	0	0.0
2025-26	ND	8	1	0	1	0	0	0	0	6	0.8	0	0	0	0.0
TOTAL		11	1	0	1	0	0	0	0	6	0.5	0	0	0	0.0

Punting and All Purpose

SEASON	TEAM	gp	Punting				All Purpose						
			no.	yds	lg	avg/g	rush	rcv	pr	kr	lr	total	avg/g
2024-25	ND	3	0	0	0	0.0	0	0	0	0	0	0	0.0
2025-26	ND	8	0	0	0	0.0	0	61	0	0	0	61	7.6
TOTAL		11	0	0	0	0.0	0	61	0	0	0	61	5.5


Tackles

			Tackles								Interceptions		Receptions						
SEASON	TEAM	GP	ua	a	total	tfl	pbu	ff	fr	blk	sacks	int	rec	yds	td	lg	rec/g	yds/r	yds/g
2024-25	ND	3	0	0	0	0-0	0	0	0	0	0	0	0	0	0	0	0.0	0.0	0.0
2025-26	ND	8	0	0	0	0-0	0	0	0	0	0	0	5	61	1	26	0.6	12.2	7.6
TOTAL		11	0	0	0	0-0	0	0	0	0	0	0	5	61	1	26	0.5	12.2	5.5

Single Game Highs

Statistic	Value	
Receptions	2	vs Purdue 09/20/25, at Miami (FL) 08/31/25
Receptions Yards	37	vs Purdue 09/20/25
Receptions Touchdowns	1	at Miami (FL) 08/31/25
Longest Reception	26	vs Purdue 09/20/25





#14 DALLAS GOLDEN

CB • 6-0 • 187 lbs • Freshman

Tampa, FL • Berkeley Prep

Rushing and Passing

		Rushing							Passing							
SEASON	TEAM	gp	att	yds	td	lg	avg/c	avg/g	comp-att-int	yds	td	lg	pct	avg/p	avg/g	effic
2025-26	ND	8	0	0	0	0	0.0	0.0	0-0-0	0	0	0	0.0	0.0	0.0	0.0
TOTAL		8	0	0	0	0	0.0	0.0	0-0-0	0	0	0	0.0	0.0	0.0	0.0

Scoring and Total Offense

		Scoring							Total Offense						
SEASON	TEAM	gp	td	rush	rcv	ret	pat	2pat	fg	total	avg/g	rush	pass	total	avg/g
2025-26	ND	8	0	0	0	0	0	0	0	0	0.0	0	0	0	0.0
TOTAL		8	0	0	0	0	0	0	0	0	0.0	0	0	0	0.0

Punting and All Purpose

		Punting				All Purpose							
SEASON	TEAM	gp	no.	yds	lg	avg/g	rush	rcv	pr	kr	lr	total	avg/g
2025-26	ND	8	0	0	0	0.0	0	0	0	0	0	0	0.0
TOTAL		8	0	0	0	0.0	0	0	0	0	0	0	0.0

Tackles

		Tackles							Interceptions			Receptions							
SEASON	TEAM	GP	ua	a	total	tfl	pbu	ff	fr	blk	sacks	int	rec	yds	td	lg	rec/g	yds/r	yds/g
2025-26	ND	8	10	11	21	0.5-0	2	0	0	0	0	1	0	0	0	0	0.0	0.0	0.0
TOTAL		8	10	11	21	0.5-0	2	0	0	0	0	1	0	0	0	0	0.0	0.0	0.0

Single Game Highs

		Statistic	Value	
		Total Tackles	6	vs Boise St. 10/04/25
		Total Tackles For Loss	0.5	vs Purdue 09/20/25
		Total Interceptions	1	vs Purdue 09/20/25



#15 LEONARD MOORE

CB • 6-2 • 195 lbs • Sophomore

Round Rock, TX • Round Rock

Rushing and Passing

		Rushing							Passing							
SEASON	TEAM	gp	att	yds	td	lg	avg/c	avg/g	comp-att-int	yds	td	lg	pct	avg/p	avg/g	effic
2024-25	ND	16	0	0	0	0	0.0	0.0	0-0-0	0	0	0	0.0	0.0	0.0	0.0
2025-26	ND	8	0	0	0	0	0.0	0.0	0-0-0	0	0	0	0.0	0.0	0.0	0.0
TOTAL		24	0	0	0	0	0.0	0.0	0-0-0	0	0	0	0.0	0.0	0.0	0.0

Scoring and Total Offense

		Scoring							Total Offense						
SEASON	TEAM	gp	td	rush	rcv	ret	pat	2pat	fg	total	avg/g	rush	pass	total	avg/g
2024-25	ND	16	0	0	0	0	0	0	0	0	0.0	0	0	0	0.0
2025-26	ND	8	0	0	0	0	0	0	0	0	0.0	0	0	0	0.0
TOTAL		24	0	0	0	0	0	0	0	0	0.0	0	0	0	0.0

Punting and All Purpose


		Punting				All Purpose							
SEASON	TEAM	gp	no.	yds	lg	avg/g	rush	rcv	pr	kr	lr	total	avg/g
2024-25	ND	16	0	0	0	0.0	0	0	0	0	6	6	0.4
2025-26	ND	8	0	0	0	0.0	0	0	0	0	4	4	0.5
TOTAL		24	0	0	0	0.0	0	0	0	0	10	10	0.4

Tackles

		Tackles							Interceptions			Receptions							
SEASON	TEAM	GP	ua	a	total	tfl	pbu	ff	fr	blk	sacks	int	rec	yds	td	lg	rec/g	yds/r	yds/g
2024-25	ND	16	34	14	48	2-17	11	2	0	0	0	2	0	0	0	0.0	0.0	0.0	0.0
2025-26	ND	8	18	7	25	0-0	3	1	0	0	0	3	0	0	0	0.0	0.0	0.0	0.0
TOTAL		24	52	21	73	2-17	14	3	0	0	0	5	0	0	0	0.0	0.0	0.0	0.0

Single Game Highs

		Statistic	Value	
		Total Tackles	7	vs Louisville 09/28/24, vs Georgia Tech 10/19/24
		Total Tackles For Loss	1	vs Georgia Tech 10/19/24, vs Georgia 01/02/25
		Total Interceptions	2	vs Boise St. 10/04/25



#15 JEROME BETTIS JR.

WR • 6-1 • 207 lbs • Freshman

Atlanta, GA • Woodward Academy

Rushing and Passing

		Rushing							Passing							
SEASON	TEAM	gp	att	yds	td	lg	avg/c	avg/g	comp-att-int	yds	td	lg	pct	avg/p	avg/g	effic
2025-26	ND	1	0	0	0	0	0.0	0.0	0-0-0	0	0	0	0.0	0.0	0.0	0.0
TOTAL		1	0	0	0	0	0.0	0.0	0-0-0	0	0	0	0.0	0.0	0.0	0.0

Scoring and Total Offense

		Scoring							Total Offense						
SEASON	TEAM	gp	td	rush	rcv	ret	pat	2pat	fg	total	avg/g	rush	pass	total	avg/g
2025-26	ND	1	0	0	0	0	0	0	0	0	0.0	0	0	0	0.0
TOTAL		1	0	0	0	0	0	0	0	0	0.0	0	0	0	0.0

Punting and All Purpose


		Punting				All Purpose							
SEASON	TEAM	gp	no.	yds	lg	avg/g	rush	rcv	pr	kr	lr	total	avg/g
2025-26	ND	1	0	0	0	0.0	0	6	0	0	0	6	6.0
TOTAL		1	0	0	0	0.0	0	6	0	0	0	6	6.0

Tackles

		Tackles							Interceptions			Receptions							
SEASON	TEAM	GP	ua	a	total	tfl	pbu	ff	fr	blk	sacks	int	rec	yds	td	lg	rec/g	yds/r	yds/g
2025-26	ND	1	0	0	0	0-0	0	0	0	0	0	0	1	6	0	6	1.0	6.0	6.0
TOTAL		1	0	0	0	0-0	0	0	0	0	0	0	1	6	0	6	1.0	6.0	6.0

Single Game Highs

		Statistic	Value	
		Receptions	1	vs Navy 11/08/25
		Receptions Yards	6	vs Navy 11/08/25
		Longest Reception	6	vs Navy 11/08/25



#16 JAMES RENDELL

P • 6-6 • 225 lbs • Senior

Melbourne, Victoria, Australia • Parkdale Secondary/RMIT

Rushing and Passing

		Rushing							Passing							
SEASON	TEAM	gp	att	yds	td	lg	avg/c	avg/g	comp-att-int	yds	td	lg	pct	avg/p	avg/g	effic
2024-25	ND	15	0	0	0	0	0.0	0.0	0-0-0	0	0	0	0.0	0.0	0.0	0.0
2025-26	ND	9	0	0	0	0	0.0	0.0	0-0-0	0	0	0	0.0	0.0	0.0	0.0
TOTAL		24	0	0	0	0	0.0	0.0	0-0-0	0	0	0	0.0	0.0	0.0	0.0

Scoring and Total Offense

		Scoring							Total Offense						
SEASON	TEAM	gp	td	rush	rcv	ret	pat	2pat	fg	total	avg/g	rush	pass	total	avg/g
2024-25	ND	15	0	0	0	0	0	0	0	0	0.0	0	0	0	0.0
2025-26	ND	9	0	0	0	0	0	0	0	0	0.0	0	0	0	0.0
TOTAL		24	0	0	0	0	0	0	0	0	0.0	0	0	0	0.0

Punting and All Purpose

		Punting				All Purpose							
SEASON	TEAM	gp	no.	yds	lg	avg/g	rush	rcv	pr	kr	lr	total	avg/g
2024-25	ND	15	50	2091	64	41.8	0	0	0	0	0	0	0.0
2025-26	ND	9	20	882	55	44.1	0	0	0	0	0	0	0.0
TOTAL		24	70	2973	64	42.5	0	0	0	0	0	0	0.0

Tackles

		Tackles							Interceptions			Receptions							
SEASON	TEAM	GP	ua	a	total	tfl	pbu	ff	fr	blk	sacks	int	rec	yds	td	lg	rec/g	yds/r	yds/g
2024-25	ND	15	0	0	0	0-0	0	0	0	0	0	0	0	0	0	0.0	0.0	0.0	0.0
2025-26	ND	9	0	0	0	0-0	0	0	0	0	0	0	0	0	0	0.0	0.0	0.0	0.0
TOTAL		24	0	0	0	0-0	0	0	0	0	0	0	0	0	0	0.0	0.0	0.0	0.0

Single Game Highs

		Statistic	Value	
		Punts	5	4 times
		Punts Average	51	at Southern California 11/30/24
		Longest Punt	64	vs Virginia 11/16/24
		Punts Inside 20 Yards	4	vs Virginia 11/16/24, vs Penn St. 01/09/25



#16 ANTHONY REZAC  
QB • 6-3 • 201 lbs • Sophomore  
Omaha, NE • Westside

PREP AND PERSONAL

- 2024 Nebraska Gatorade Player of the Year
- 2023 MaxPreps Nebraska Player of the Year
- 2023 Honorary Co-Captain of both the Omaha World-Herald All-State Team and the Lincoln Journal-Star Super State Team
- A three-star recruit by 247 Sports
- No. 9 player from Nebraska by Prep RedZone
- No. 142 QB nationally and No. 19 player from Nebraska by 247Sports.com
- Led his team to a 13-0 record and a state championship as a senior; completed 160 passes for 2,316 yards and 30 touchdowns; rushed for 905 yards and 15 touchdowns
- Nominee for 2024 Male Amateur Athlete of the Year at the Omaha Sports Commission Awards



#17 ELIJAH BURRESS  
WR • 6-0 • 185 lbs • Freshman  
Totowa, NJ • DePaul Catholic

Rushing and Passing

			Rushing						Passing							
SEASON	TEAM	gp	att	yds	td	lg	avg/c	avg/g	comp-att-int	yds	td	lg	pct	avg/p	avg/g	effic
2025-26	ND	2	0	0	0	0	0.0	0.0	0-0-0	0	0	0	0.0	0.0	0.0	0.0
TOTAL		2	0	0	0	0	0.0	0.0	0-0-0	0	0	0	0.0	0.0	0.0	0.0

Scoring and Total Offense

		Scoring										Total Offense				
SEASON	TEAM	gp	td	rush	rcv	ret	pat	2pat	fg	total	avg/g	rush	pass	total	avg/g	
2025-26	ND	2	0	0	0	0	0	0	0	0.0	0	0	0	0	0.0	
TOTAL		2	0	0	0	0	0	0	0	0.0	0	0	0	0	0.0	

Punting and All Purpose

		Punting					All Purpose									
SEASON	TEAM	gp	no.	yds	lg	avg/g	rush	rcv	pr	kr	lr	total	avg/g			
2025-26	ND	2	0	0	0	0.0	0	0	0	0	0	0	0.0			
TOTAL		2	0	0	0	0.0	0	0	0	0	0	0	0.0			

Tackles

			Tackles									Interceptions	Receptions						
SEASON	TEAM	GP	ua	a	total	tfl	pbu	ff	fr	bik	sacks	int	rec	yds	td	lg	rec/g	yds/r	yds/g
2025-26	ND	2	0	0	0	0-0	0	0	0	0	0	0	0	0	0	0	0.0	0.0	0.0
TOTAL		2	0	0	0	0-0	0	0	0	0	0	0	0	0	0	0	0.0	0.0	0.0



#17 BRENNAN VERNON  
DL • 6-6 • 305 lbs • Sophomore  
Mentor, OH • Mentor

Rushing and Passing

			Rushing						Passing							
SEASON	TEAM	gp	att	yds	td	lg	avg/c	avg/g	comp-att-int	yds	td	lg	pct	avg/p	avg/g	effc
2023-24	ND	2	0	0	0	0	0.0	0.0	0-0-0	0	0	0	0.0	0.0	0.0	0.0
2024-25	ND	2	0	0	0	0	0.0	0.0	0-0-0	0	0	0	0.0	0.0	0.0	0.0
TOTAL		4	0	0	0	0	0.0	0.0	0-0-0	0	0	0	0.0	0.0	0.0	0.0

Scoring and Total Offense

		Scoring										Total Offense				
SEASON	TEAM	gp	td	rush	rcv	ret	pat	2pat	fg	total	avg/g	rush	pass	total	avg/g	
2023-24	ND	2	0	0	0	0	0	0	0	0.0	0	0	0	0	0.0	
2024-25	ND	2	0	0	0	0	0	0	0	0.0	0	0	0	0	0.0	
TOTAL		4	0	0	0	0	0	0	0	0.0	0	0	0	0	0.0	

Punting and All Purpose

		Punting					All Purpose									
SEASON	TEAM	gp	no.	yds	lg	avg/g	rush	rcv	pr	kr	lr	total	avg/g			
2023-24	ND	2	0	0	0	0.0	0	0	0	0	0	0	0.0			
2024-25	ND	2	0	0	0	0.0	0	0	0	0	0	0	0.0			
TOTAL		4	0	0	0	0.0	0	0	0	0	0	0	0.0			

Tackles

			Tackles									Interceptions	Receptions						
SEASON	TEAM	GP	ua	a	total	tfl	pbu	ff	fr	bik	sacks	int	rec	yds	td	lg	rec/g	yds/r	yds/g
2023-24	ND	2	0	1	1	0-0	0	0	0	0	0	0	0	0	0	0	0.0	0.0	0.0
2024-25	ND	2	1	0	1	0-0	0	0	0	0	0	0	0	0	0	0	0.0	0.0	0.0
TOTAL		4	1	1	2	0-0	0	0	0	0	0	0	0	0	0	0	0.0	0.0	0.0

Single Game Highs

Statistic	Value	
Total Tackles	1	vs Tennessee St. 09/02/23, vs Virginia 11/16/24



#18 ERIK SCHMIDT  
K • 6-2 • 210 lbs • Freshman  
Milwaukee, WI • Marquette University HS

Rushing and Passing

		Rushing							Passing							
SEASON	TEAM	gp	att	yds	td	lg	avg/c	avg/g	comp-att-int	yds	td	lg	pct	avg/p	avg/g	effc
2025-26	ND	8	0	0	0	0	0.0	0.0	0-0-0	0	0	0	0.0	0.0	0.0	0.0
TOTAL		8	0	0	0	0	0.0	0.0	0-0-0	0	0	0	0.0	0.0	0.0	0.0

Scoring and Total Offense

		Scoring										Total Offense				
SEASON	TEAM	gp	td	rush	rcv	ret	pat	2pat	fg	total	avg/g	rush	pass	total	avg/g	
2025-26	ND	8	0	0	0	0	0	24	0	0	24	3.0	0	0	0	0.0
TOTAL		8	0	0	0	0	0	24	0	0	24	3.0	0	0	0	0.0

Punting and All Purpose

		Punting					All Purpose									
SEASON	TEAM	gp	no.	yds	lg	avg/g	rush	rcv	pr	kr	lr	total	avg/g			
2025-26	ND	8	0	0	0	0.0	0	0	0	0	0	0	0.0			
TOTAL		8	0	0	0	0.0	0	0	0	0	0	0	0.0			

Tackles

			Tackles									Interceptions	Receptions						
SEASON	TEAM	GP	ua	a	total	tfl	pbu	ff	fr	bik	sacks	int	rec	yds	td	lg	rec/g	yds/r	yds/g
2025-26	ND	8	1	0	1	0-0	0	0	0	0	0	0	0	0	0	0	0.0	0.0	0.0
TOTAL		8	1	0	1	0-0	0	0	0	0	0	0	0	0	0	0	0.0	0.0	0.0

Single Game Highs

Statistic	Value	
Total Tackles	1	at Pittsburgh 11/15/25

Kickoffs

Player	no.	yds	avg	tb	lob	retn	net	ydln
Erik Schmidt	54	3470	64.3	44	3			





**#21 KARSON HOBBS**  
CB • 6-1 • 189 lbs • Sophomore  
Cincinnati, OH • Archbishop Moeller

**Rushing and Passing**

Rushing									Passing							
SEASON	TEAM	gp	att	yds	td	lg	avg/c	avg/g	comp-att-int	yds	td	lg	pct	avg/p	avg/g	eff
2024-25	ND	9	0	0	0	0	0.0	0.0	0-0-0	0	0	0	0.0	0.0	0.0	0.0
2025-26	ND	6	0	0	0	0	0.0	0.0	0-0-0	0	0	0	0.0	0.0	0.0	0.0
TOTAL		15	0	0	0	0	0.0	0.0	0-0-0	0	0	0	0.0	0.0	0.0	0.0

**Scoring and Total Offense**

Scoring											Total Offense				
SEASON	TEAM	gp	td	rush	rcv	ret	pat	2pat	fg	total	avg/g	rush	pass	total	avg/g
2024-25	ND	9	0	0	0	0	0	0	0	0	0.0	0	0	0	0.0
2025-26	ND	6	0	0	0	0	0	0	0	0	0.0	0	0	0	0.0
TOTAL		15	0	0	0	0	0	0	0	0	0.0	0	0	0	0.0

**Punting and All Purpose**

Punting							All Purpose						
SEASON	TEAM	gp	no.	yds	lg	avg/g	rush	rcv	pr	kr	lr	total	avg/g
2024-25	ND	9	0	0	0	0.0	0	0	0	0	0	0	0.0
2025-26	ND	6	0	0	0	0.0	0	0	0	0	11	11	1.8
TOTAL		15	0	0	0	0.0	0	0	0	0	11	11	0.7

**Tackles**

Tackles											Interceptions		Receptions						
SEASON	TEAM	GP	ua	a	total	tfl	pbu	ff	fr	blk	sacks	int	rec	yds	td	lg	rec/g	yds/r	yds/g
2024-25	ND	9	2	0	2	0-0	1	0	0	0	0	0	0	0	0	0	0.0	0.0	0.0
2025-26	ND	6	4	1	5	0-0	0	0	0	0	0	1	0	0	0	0	0.0	0.0	0.0
TOTAL		15	6	1	7	0-0	1	0	0	0	0	1	0	0	0	0	0.0	0.0	0.0

**Single Game Highs**

Statistic		Value	
Total Tackles		4	vs Texas A&M 09/13/25
Total Interceptions		1	vs NC State 10/11/25



**#22 ETHAN LONG**  
S • 6-3 • 210 lbs • Freshman  
Milford, CT • Brunswick School

**Rushing and Passing**

			Rushing						Passing							
SEASON	TEAM	gp	att	yds	td	lg	avg/c	avg/g	comp-att-int	yds	td	lg	pct	avg/p	avg/g	effic
2025-26	ND	2	0	0	0	0	0.0	0.0	0-0-0	0	0	0	0.0	0.0	0.0	0.0
TOTAL		2	0	0	0	0	0.0	0.0	0-0-0	0	0	0	0.0	0.0	0.0	0.0

**Scoring and Total Offense**

			Scoring									Total Offense			
SEASON	TEAM	gp	td	rush	rcv	ret	pat	2pat	fg	total	avg/g	rush	pass	total	avg/g
2025-26	ND	2	0	0	0	0	0	0	0	0	0.0	0	0	0	0.0
TOTAL		2	0	0	0	0	0	0	0	0	0.0	0	0	0	0.0

**Punting and All Purpose**

			Punting				All Purpose							
SEASON	TEAM	gp	no.	yds	lg	avg/g	rush	rcv	pr	kr	lr	total	avg/g	
2025-26	ND	2	0	0	0	0.0	0	0	0	0	0	0	0.0	
TOTAL		2	0	0	0	0.0	0	0	0	0	0	0	0.0	

**Tackles**

			Tackles									Interceptions	Receptions							
SEASON	TEAM	GP	ua	a	total	tfl	pbu	ff	fr	blk	sacks		int	rec	yds	td	lg	rec/g	yds/r	yds/g
2025-26	ND	2	0	0	0	0-0	0	0	0	0	0		0	0	0	0	0	0.0	0.0	0.0
TOTAL		2	0	0	0	0-0	0	0	0	0	0		0	0	0	0	0	0.0	0.0	0.0



**#21 KEDREN YOUNG**  
RB • 5-11 • 240 lbs • Freshman  
Lufkin, TX • Lufkin

**Rushing and Passing**

		Rushing							Passing							
SEASON	TEAM	gp	att	yds	td	lg	avg/c	avg/g	comp-att-int	yds	td	lg	pct	avg/p	avg/g	eff
2024-25	ND	7	21	116	1	12	5.5	16.6	0-0-0	0	0	0	0.0	0.0	0.0	0.0
TOTAL		7	21	116	1	12	5.5	16.6	0-0-0	0	0	0	0.0	0.0	0.0	0.0

**Scoring and Total Offense**

			Scoring									Total Offense			
SEASON	TEAM	gp	td	rush	rcv	ret	pat	2pat	fg	total	avg/g	rush	pass	total	avg/g
2024-25	ND	7	1	1	0	0	0	0	0	6	0.9	116	0	116	16.6
TOTAL		7	1	1	0	0	0	0	0	6	0.9	116	0	116	16.6

**Punting and All Purpose**

			Punting				All Purpose						
SEASON	TEAM	gp	no.	yds	lg	avg/g	rush	rcv	pr	kr	lr	total	avg/g
2024-25	ND	7	0	0	0	0.0	116	0	0	0	0	116	16.6
TOTAL		7	0	0	0	0.0	116	0	0	0	0	116	16.6

**Tackles**

			Tackles								Interceptions	Receptions							
SEASON	TEAM	GP	ua	a	total	tfl	pbu	ff	fr	blk	sacks	int	rec	yds	td	lg	rec/g	yds/r	yds/g
2024-25	ND	7	0	0	0	0-0	0	0	0	0	0	0	0	0	0	0	0.0	0.0	0.0
TOTAL		7	0	0	0	0-0	0	0	0	0	0	0	0	0	0	0	0.0	0.0	0.0

**Single Game Highs**

Statistic		Value	
Rushing Attempts		10	vs Navy 10/26/24
Rushing Yards Net		52	vs Navy 10/26/24
Rushing Touchdowns		1	vs Navy 10/26/24
Longest Rushing		12	vs Stanford 10/12/24



**#22 ANEYAS WILLIAMS**  
RB • 5-10 • 205 lbs • Sophomore  
Hinnibal, MO • Hannibal

**Rushing and Passing**

Rushing									Passing							
SEASON	TEAM	gp	att	yds	td	lg	avg/c	avg/g	comp-att-int	yds	td	lg	pct	avg/p	avg/g	effc
2024-25	ND	15	34	219	2	58	6.4	14.6	0-0-0	0	0	0	0.0	0.0	0.0	0.0
2025-26	ND	10	11	102	2	54	9.3	10.2	0-0-0	0	0	0	0.0	0.0	0.0	0.0
TOTAL		25	45	321	4	58	7.1	12.8	0-0-0	0	0	0	0.0	0.0	0.0	0.0

**Scoring and Total Offense**

Scoring											Total Offense				
SEASON	TEAM	gp	td	rush	rcv	ret	pat	2pat	fg	total	avg/g	rush	pass	total	avg/g
2024-25	ND	15	2	2	0	0	0	0	0	12	0.8	219	0	219	14.6
2025-26	ND	10	2	2	0	0	0	0	0	12	1.2	102	0	102	10.2
TOTAL		25	4	4	0	0	0	0	0	24	1.0	321	0	321	12.8

**Punting and All Purpose**

			Punting				All Purpose						
SEASON	TEAM	gp	no.	yds	lg	avg/g	rush	rcv	pr	kr	lr	total	avg/g
2024-25	ND	15	0	0	0	0.0	219	172	5	0	0	396	26.4
2025-26	ND	10	0	0	0	0.0	102	0	0	8	0	110	11.0
TOTAL		25	0	0	0	0.0	321	172	5	8	0	506	20.2

**Tackles**

Tackles											Interceptions		Receptions						
SEASON	TEAM	GP	ua	a	total	tfl	pbu	ff	fr	blk	sacks	int	rec	yds	td	lg	rec/g	yds/r	yds/g
2024-25	ND	15	0	0	0	0-0	0	0	0	0	0	0	18	172	0	36	1.2	9.6	11.5
2025-26	ND	10	0	0	0	0-0	0	0	0	0	0	0	0	0	0	0	0.0	0.0	0.0
TOTAL		25	0	0	0	0-0	0	0	0	0	0	0	18	172	0	36	0.7	9.6	6.9

**Single Game Highs**

Statistic		Value	
Rushing Attempts		7	vs Virginia 11/16/24
Rushing Yards Net		72	vs Navy 11/08/25
Rushing Touchdowns		1	4 times
Longest Rushing		58	vs Army West Point 11/23/24
Receptions		5	vs Penn St. 01/09/25
Receptions Yards		66	vs Penn St. 01/09/25
Longest Reception		36	vs Penn St. 01/09/25
Longest Punt Return		5	at Purdue 09/14/24
Longest Kick Return		8	vs Texas A&M 09/13/25







## #25 PRESTON ZINTER

DL • 6-2 • 240 lbs • Sophomore  
North Andover, MA • Central Catholic

## Rushing and Passing

SEASON	TEAM	gp	Rushing					Passing				
			att	yds	td	lg	avg/c	avg/g	comp-att-int	yds	td	lg
2023-24	ND	4	0	0	0	0	0.0	0.0	0-0-0	0	0	0
2024-25	ND	16	0	0	0	0	0.0	0.0	0-0-0	0	0	0
2025-26	ND	8	0	0	0	0	0.0	0.0	0-0-0	0	0	0
TOTAL		28	0	0	0	0	0.0	0.0	0-0-0	0	0	0

## Scoring and Total Offense

SEASON	TEAM	gp	Scoring					Total Offense				
			td	rush	rcv	ret	pat	2pat	fg	total	avg/g	rush
2023-24	ND	4	0	0	0	0	0	0	0	0	0.0	0
2024-25	ND	16	0	0	0	0	0	0	0	0	0.0	0
2025-26	ND	8	0	0	0	0	0	0	0	0	0.0	0
TOTAL		28	0	0	0	0	0	0	0	0	0.0	0

## Punting and All Purpose

SEASON	TEAM	gp	Punting					All Purpose				
			no.	yds	lg	avg/g	rush	rcv	pr	kr	lr	total
2023-24	ND	4	0	0	0	0.0	0	0	0	0	0	0
2024-25	ND	16	0	0	0	0.0	0	0	0	0	0	0
2025-26	ND	8	0	0	0	0.0	0	0	0	0	0	0
TOTAL		28	0	0	0	0.0	0	0	0	0	0	0

## Tackles

SEASON	TEAM	GP	Tackles					Interceptions			Receptions				
			ua	a	total	td	pbu	ff	fr	blk	sacks	int	rec	yds	td
2023-24	ND	4	1	1	2	0-0	0	0	0	0	0	0	0	0	0
2024-25	ND	16	4	0	4	0-0	0	0	0	1	0	0	0	0	0
2025-26	ND	8	2	0	2	0-0	0	0	0	0	0	0	0	0	0
TOTAL		28	7	1	8	0-0	0	0	0	1	0	0	0	0	0

## Single Game Highs

Statistic	Value	
Total Tackles	3	vs Army West Point 11/23/24



## #26 JAKE TAFELSKI

RB • 6-0 • 206 lbs • Senior  
Dearborn, MI • Dearborn/Central Michigan

## Rushing and Passing

SEASON	TEAM	gp	Rushing					Passing				
			att	yds	td	lg	avg/c	avg/g	comp-att-int	yds	td	lg
2021-22	CMU	4	1	5	0	5	5.0	1.3	0-0-0	0	0	0
2022-23	CMU	10	3	4	1	3	1.3	0.4	0-0-0	0	0	0
2023-24	CMU	11	3	12	0	5	4.0	1.1	0-0-0	0	0	0
2024-25	ND	7	1	2	0	2	2.0	0.3	0-0-0	0	0	0
TOTAL FOR ND		7	1	2	0	2	2.0	0.3	0-0-0	0	0	0
TOTAL		32	8	23	1	5	2.9	0.7	0-0-0	0	0	0

## Scoring and Total Offense

SEASON	TEAM	gp	Scoring					Total Offense				
			td	rush	rcv	ret	pat	2pat	fg	total	avg/g	rush
2021-22	CMU	4	0	0	0	0	0	0	0	0	0.0	5
2022-23	CMU	10	1	1	0	0	0	0	6	0.6	4	4
2023-24	CMU	11	0	0	0	0	0	0	0	0.0	12	11
2024-25	ND	7	0	0	0	0	0	0	0	0.0	2	0.3
TOTAL FOR ND		7	0	0	0	0	0	0	0	0.0	2	0.3
TOTAL		32	1	1	0	0	0	0	6	0.2	23	0.7

## Punting and All Purpose

SEASON	TEAM	gp	Punting					All Purpose				
			no.	yds	lg	avg/g	rush	rcv	pr	kr	lr	total
2021-22	CMU	4	0	0	0	0.0	5	5	0	0	0	10
2022-23	CMU	10	0	0	0	0.0	4	37	0	0	0	41
2023-24	CMU	11	0	0	0	0.0	12	0	0	0	0	12
2024-25	ND	7	0	0	0	0.0	2	14	0	0	0	16
TOTAL FOR ND		7	0	0	0	0.0	2	14	0	0	0	16
TOTAL		32	0	0	0	0.0	23	56	0	0	0	79

## Tackles

SEASON	TEAM	GP	Tackles					Interceptions			Receptions				
			ua	a	total	td	pbu	ff	fr	blk	sacks	int	rec	yds	td
2021-22	CMU	4	0	0	0	0-0	0	0	0	0	0	0	1	5	0
2022-23	CMU	10	1	1	2	0-0	0	0	0	0	0	0	4	37	0
2023-24	CMU	11	1	3	4	0-0	0	0	0	0	0	0	1	0	0
2024-25	ND	7	0	0	0	0-0	0	0	0	0	0	0	1	14	0
TOTAL FOR ND		7	0	0	0	0-0	0	0	0	0	0	0	1	14	0
TOTAL		32	2	4	6	0-0	0	0	0	0	0	0	7	56	0

## Single Game Highs

Statistic	Value	
Rushing Attempts	3	at Michigan St. 09/01/23, vs Bowling Green 10/22/22
Rushing Yards Net	12	at Michigan St. 09/01/23
Rushing Touchdowns	1	vs Bowling Green 10/22/22
Longest Rushing	5	vs Robert Morris 09/11/21, at Michigan St. 09/01/23
Receptions	4	vs Bowling Green 10/22/22
Receptions Yards	37	vs Bowling Green 10/22/22
Longest Reception	16	vs Bowling Green 10/22/22
Total Tackles	2	vs Bucknell 09/17/22



## #27 KYNASTON VILIAMU-ASA

LB • 6-3 • 230 lbs • Sophomore  
Inland Empire, CA • St. John Bosco

## Rushing and Passing

SEASON	TEAM	gp	Rushing					Passing				
			att	yds	td	lg	avg/c	avg/g	comp-att-int	yds	td	lg
2024-25	ND	14	0	0	0	0	0.0	0.0	0-0-0	0	0	0
2025-26	ND	10	0	0	0	0	0.0	0.0	0-0-0	0	0	0
TOTAL		24	0	0	0	0	0.0	0.0	0-0-0	0	0	0

## Scoring and Total Offense

SEASON	TEAM	gp	Scoring					Total Offense				
			td	rush	rcv	ret	pat	2pat	fg	total	avg/g	rush
2024-25	ND	14	0	0	0	0	0	0	0	0	0.0	0
2025-26	ND	10	0	0	0	0	0	0	0	0	0.0	0
TOTAL		24	0	0	0	0	0	0	0	0	0.0	0

## Punting and All Purpose

SEASON	TEAM	gp	Punting					All Purpose				
			no.	yds	lg	avg/g	rush	rcv	pr	kr	lr	total
2024-25	ND	14	0	0	0	0.0	0	0	0	0	4	4
2025-26	ND	10	0	0	0	0.0	0	0	0	0	14	14
TOTAL		24	0	0	0	0.0	0	0	0	0	18	18

## Tackles

SEASON	TEAM	GP	Tackles					Interceptions			Receptions				
			ua	a	total	td	pbu	ff	fr	blk	sacks	int	rec	yds	td
2024-25	ND	14	9	28	37	2-5	8	1	0	1	0	1	0	0	0
2025-26	ND	10	24	22	46	7-5	32	2	0	1	0	3	1	0	0
TOTAL		24	33	50	83	10-40	3	0	2	0	4	2	0	0	0

## Single Game Highs

Statistic	Value	
Total Tackles	9	at Boston College 11/01/25
Total Sacks	1.5	at Boston College 11/01/25
Total Tackles For Loss	2.5	at Boston College 11/01/25
Total Interceptions	1	at Purdue 09/14/24, vs NC State 10/11/25



## #28 LUKE TALICH

S • 6-4 • 210 lbs • Junior  
Cody, WY • Cody

## Rushing and Passing

SEASON	TEAM	gp	Rushing					Passing				
			att	yds	td	lg	avg/c	avg/g	comp-att-int	yds	td	lg
2023-24	ND	8	0	0	0	0	0.0	0.0	0-0-0	0	0	0
2024-25	ND	16	0	0	0	0	0.0	0.0	0-0-0	0	0	0
2025-26	ND	10	0	0	0	0	0.0	0.0	0-0-0	0	0	0
TOTAL		34	0	0	0	0	0.0	0.0	0-0-0	0	0	0

## Scoring and Total Offense

SEASON	TEAM	gp	Scoring					Total Offense				
			td	rush	rcv	ret	pat	2pat	fg	total	avg/g	rush
2023-24	ND	8	0	0	0	0	0	0	0	0	0.0	0
2024-25	ND	16	1	0	0	1	0	0	6	0.4	0	0
2025-26	ND	10	0	0	0	0	0	0	0	0.0	0	0
TOTAL		34	1	0	0	1	0	0	6	0.2	0	0

## Punting and All Purpose

SEASON	TEAM	gp	Punting					All Purpose				
			no.	yds	lg	avg/g	rush	rcv	pr	kr	lr	total
2023-24	ND	8	0	0	0	0.0	0	0	0	0	0	0
2024-25	ND	16	0	0	0	0.0	0	0	0	0	79	79
2025-26	ND	10	0	0	0	0.0	0	0	0	0	4	4
TOTAL		34	0	0	0	0.0	0	0	0	0	83	83

## Tackles

SEASON	TEAM	GP	Tackles	
--------	------	----	---------	--



**#29 BRANDON LOGAN**

S • 6-0 • 197 lbs • Freshman  
Fort Wayne, IN • Snider

PREP AND PERSONAL

- A four-star safety by On3
- A three-star safety by ESPN, Rivals, 247Sports
- The 11th ranked recruit in the state of Indiana and 30th overall Safety by On3
- The 12th ranked recruit in the state and 69th overall Safety by 247Sports
- 15th ranked recruit in Indiana and 60th overall Safety by ESPN
- 2023-24 PRIMETIME 25 Award Winner – Indiana
- 2023 All-State
- 2023-24 IHSAA 5A State Football Champion
- Member of the varsity baseball team
- Top 100 baseball player according to Prep Baseball Report and Perfect Game
- Top-ranked position player in Indiana by Prep Baseball Report and Perfect Game
- The third-ranked baseball player in the state of Indiana by Prep Baseball Report
- Preseason All-American by Perfect Game
- Plans to play both football and baseball at Notre Dame



**#31 TAEBRON BENNIE-POWELL**

S • 6-1 • 185 lbs • Freshman  
Cincinnati, OH • Lakota West

PREP AND PERSONAL

- A consensus three star recruit
- The 40th ranked safety and the 23rd ranked player in the state by On3
- The 48th ranked safety and the 24th ranked player in the state Rivals.com
- The 59th ranked safety and the 26th ranked player in the state by 247Sports
- The 71st ranked safety and the 30th ranked player in the state by ESPN
- Earned three varsity letters in football under head coach Tom Bolden
- Named first team all-southwest Ohio and first team all-conference as a senior
- Team captain in 2023
- First team All-Ohio
- Team skill Player of the Year
- Second team all-conference following his junior year
- Finished his prep career with 101 tackles, five interceptions, three forced fumbles, three fumble recoveries and scored seven touchdowns



**#30 DOMINIK HULAK**

DL • 6-4 • 245 lbs • Freshman  
Glendale Heights, IL • Immaculate Conception

PREP AND PERSONAL

- A four-star EDGE by On3 and Rivals
- A three-star EDGE by 247Sports and ESPN
- The 11th ranked recruit in the state of Illinois, 26th overall EDGE and 290th overall recruit by On3
- The eighth ranked recruit in the state and 34th overall EDGE by 247Sports
- The 20th ranked recruit in Illinois and 33rd overall EDGE by ESPN
- The tenth ranked recruit in the state and 20th ranked EDGE overall by Rivals
- Two-way player with three touchdowns (one defensive), 68 rushing yards on 8 attempts, 13 receptions with 211 receiving yards, 32 tackles, 10 sacks, nine tackles for loss, and one forced fumble
- Posted 36 tackles, six tackles for loss, three sacks, one blocked punt and 13 receptions for 212 yards as a junior
- Added 57 tackles with three tackles for loss and a sack, eight receptions for 133 yards and two touchdowns as a sophomore
- 2024 Co-Defensive Player of the Year – DuPage County
- Special Mention 100 in News-Gazette Preps
- Member of varsity hockey and lacrosse teams



**#31 XAVIER SOUTHALL**

WR • 6-0 • 180 lbs • Sophomore  
Alexandria, VA • IMG Academy

PREP AND PERSONAL

- As a junior, was Second Team All-Conference, Second Team All-County, Honorable Mention All-State, Honorable Mention All-Region
- Team earned Conference Second Place, Regional Second Place, State Third Place, Sectional Second Place
- As a sophomore, team was conference Second Place, State Third Place, Regional Second Place
- Also ran track; was the 2020 AAU Championship Runner-Up in 100 High Hurdles and 200 Hurdles
- Also was an AAU Junior Olympics Finalist



#32 ISAIAH DUNN  
CB • 5-11 • 176 lbs • Senior  
Santa Fe Springs, CA • St. Paul

Rushing and Passing

SEASON	TEAM	gp	Rushing						Passing							
			att	yds	td	lg	avg/c	avg/g	comp-att-int	yds	td	lg	pct	avg/p	avg/g	effic
2023-24	ND	1	0	0	0	0	0.0	0.0	0-0-0	0	0	0	0.0	0.0	0.0	0.0
2024-25	ND	1	0	0	0	0	0.0	0.0	0-0-0	0	0	0	0.0	0.0	0.0	0.0
TOTAL		2	0	0	0	0	0.0	0.0	0-0-0	0	0	0	0.0	0.0	0.0	0.0

Scoring and Total Offense

SEASON	TEAM	gp	Scoring								Total Offense					
			td	rush	rcv	ret	pat	2pat	fg	total	avg/g	rush	pass	total	avg/g	
2023-24	ND	1	0	0	0	0	0	0	0	0	0.0	0	0	0	0	0.0
2024-25	ND	1	0	0	0	0	0	0	0	0	0.0	0	0	0	0	0.0
TOTAL		2	0	0	0	0	0	0	0	0	0.0	0	0	0	0	0.0

Punting and All Purpose

SEASON	TEAM	gp	Punting				All Purpose							
			no.	yds	lg	avg/g	rush	rcv	pr	kr	lr	total	avg/g	
2023-24	ND	1	0	0	0	0.0	0	0	0	0	0	0	0.0	
2024-25	ND	1	0	0	0	0.0	0	0	0	0	0	0	0.0	
TOTAL		2	0	0	0	0.0	0	0	0	0	0	0	0.0	

Tackles

SEASON	TEAM	GP	Tackles						Interceptions		Receptions					
			ua	a	total	ttl	pbu	ff	fr	blk	sacks	int	rec	yds	td	lg
2023-24	ND	1	0	0	0	0-0	0	0	0	0	0	0	0	0	0	0.0
2024-25	ND	1	0	0	0	0-0	0	0	0	0	0	0	0	0	0	0.0
TOTAL		2	0	0	0	0-0	0	0	0	0	0	0	0	0	0	0.0



#33 CHRISTOPHER BURGESS JR.  
DL • 6-4 • 275 lbs • Freshman  
Chicago, IL • Simeon Career Academy

PREP AND PERSONAL

- A four-star defensive end by On3, 247Sports, ESPN and Rivals
- Third ranked recruit in Illinois, third ranked EDGE and 42nd ranked overall recruit by Rivals
- Fourth ranked recruit in the state, 18th ranked EDGE overall and 171st recruit by 247Sports
- Fifth ranked recruit in the state, 22nd ranked EDGE and 217th recruit overall by ESPN
- Sixth ranked recruit in Illinois, 19th ranked EDGE and 174th overall recruit by On3
- Named to 2025 Polynesian Bowl
- Named to West roster for 2025 All-American Bowl
- Navy All-American
- Army All-American
- All-State First Team
- Two-time All-Conference First Team
- All-Chicago Public League First Team
- 2023 Defensive Line MVP at Rivals Top 100 Camp



#32 JUSTIN FISHER  
TE • 6-3 • 233 lbs • Senior  
Mishawaka, IN • Mishawaka

Rushing and Passing

SEASON	TEAM	gp	Rushing						Passing							
			att	yds	td	lg	avg/c	avg/g	comp-att-int	yds	td	lg	pct	avg/p	avg/g	effic
2023-24	ND	3	0	0	0	0	0.0	0.0	0-0-0	0	0	0	0.0	0.0	0.0	0.0
2024-25	ND	11	1	4	0	4	4.0	0.4	0-0-0	0	0	0	0.0	0.0	0.0	0.0
TOTAL		14	1	4	0	4	4.0	0.3	0-0-0	0	0	0	0.0	0.0	0.0	0.0

Scoring and Total Offense

SEASON	TEAM	gp	Scoring								Total Offense					
			td	rush	rcv	ret	pat	2pat	fg	total	avg/g	rush	pass	total	avg/g	
2023-24	ND	3	0	0	0	0	0	0	0	0	0.0	0	0	0	0	0.0
2024-25	ND	11	0	0	0	0	0	0	0	0	0.0	4	0	4	0.4	
TOTAL		14	0	0	0	0	0	0	0	0	0.0	4	0	4	0.3	

Punting and All Purpose

SEASON	TEAM	gp	Punting				All Purpose							
			no.	yds	lg	avg/g	rush	rcv	pr	kr	lr	total	avg/g	
2023-24	ND	3	0	0	0	0.0	0	0	0	0	0	0	0.0	
2024-25	ND	11	0	0	0	0.0	4	16	0	0	0	20	1.8	
TOTAL		14	0	0	0	0.0	4	16	0	0	0	20	1.4	

Tackles

SEASON	TEAM	GP	Tackles						Interceptions		Receptions					
			ua	a	total	ttl	pbu	ff	fr	blk	sacks	int	rec	yds	td	lg
2023-24	ND	3	0	0	0	0-0	0	0	0	0	0	0	0	0	0	0.0
2024-25	ND	11	0	0	0	0-0	0	0	0	0	0	0	1	16	0	16
TOTAL		14	0	0	0	0-0	0	0	0	0	0	0	1	16	0	16

Single Game Highs

Statistic	Value	
Rushing Attempts	1	vs Florida St. 11/09/24
Rushing Yards Net	4	vs Florida St. 11/09/24
Longest Rushing	4	vs Florida St. 11/09/24
Receptions	1	vs Florida St. 11/09/24
Receptions Yards	16	vs Florida St. 11/09/24
Longest Reception	16	vs Florida St. 11/09/24



#33 MATT JEFFERY  
WR • 5-11 • 195 lbs • Freshman  
Cheshire, CT • Cheshire

Rushing and Passing

SEASON	TEAM	gp	Rushing						Passing							
			att	yds	td	lg	avg/c	avg/g	comp-att-int	yds	td	lg	pct	avg/p	avg/g	effic
2024-25	ND	4	0	0	0	0	0.0	0.0	0-0-0	0	0	0	0.0	0.0	0.0	0.0
2025-26	ND	10	0	0	0	0	0.0	0.0	0-0-0	0	0	0	0.0	0.0	0.0	0.0
TOTAL		14	0	0	0	0	0.0	0.0	0-0-0	0	0	0	0.0	0.0	0.0	0.0

Scoring and Total Offense

SEASON	TEAM	gp	Scoring								Total Offense					
			td	rush	rcv	ret	pat	2pat	fg	total	avg/g	rush	pass	total	avg/g	
2024-25	ND	4	0	0	0	0	0	0	0	0	0.0	0	0	0	0	0.0
2025-26	ND	10	0	0	0	0	0	0	0	0	0.0	0	0	0	0	0.0
TOTAL		14	0	0	0	0	0	0	0	0	0.0	0	0	0	0	0.0

Punting and All Purpose

SEASON	TEAM	gp	Punting				All Purpose							
			no.	yds	lg	avg/g	rush	rcv	pr	kr	lr	total	avg/g	
2024-25	ND	4	0	0	0	0.0	0	0	0	0	0	0	0	0.0
2025-26	ND	10	0	0	0	0.0	0	37	0	0	0	37	3.7	
TOTAL		14	0	0	0	0.0	0	37	0	0	0	37	2.6	

Tackles

SEASON	TEAM	GP	Tackles						Interceptions		Receptions					
			ua	a	total	ttl	pbu	ff	fr	blk	sacks	int	rec	yds	td	lg
2024-25	ND	4	0	0	0	0-0	0	0	0	0	0	0	0	0	0	0.0
2025-26	ND	10	0	1	1	0-0	0	0	0	0	0	0	1	37	0	37
TOTAL		14	0	1	1	0-0	0	0	0	0	0	0	1	37	0	37

Single Game Highs

Statistic	Value	
Receptions	1	at Arkansas 09/27/25
Receptions Yards	37	at Arkansas 09/27/25
Longest Reception	37	at Arkansas 09/27/25
Total Tackles	1	vs NC State 10/11/25





## #34 DRAYK BOWEN

LB • 6-2 • 235 lbs • Junior  
St. John, IN • Andrean

## Rushing and Passing

		Rushing							Passing							
SEASON	TEAM	gp	att	yds	td	lg	avg/c	avg/g	comp-att-int	yds	td	lg	pct	avg/p	avg/g	eff%
2023-24	ND	12	0	0	0	0	0.0	0.0	0-0-0	0	0	0	0.0	0.0	0.0	0.0
2024-25	ND	16	0	0	0	0	0.0	0.0	0-0-0	0	0	0	0.0	0.0	0.0	0.0
2025-26	ND	10	0	0	0	0	0.0	0.0	0-0-0	0	0	0	0.0	0.0	0.0	0.0
TOTAL		38	0	0	0	0	0.0	0.0	0-0-0	0	0	0	0.0	0.0	0.0	0.0

## Scoring and Total Offense

			Scoring									Total Offense			
SEASON	TEAM	gp	td	rush	rcv	ret	pat	2pat	fg	total	avg/g	rush	pass	total	avg/g
2023-24	ND	12	0	0	0	0	0	0	0	0	0.0	0	0	0	0.0
2024-25	ND	16	0	0	0	0	0	0	0	0.0	0.0	0	0	0	0.0
2025-26	ND	10	0	0	0	0	0	0	0	0	0.0	0	0	0	0.0
TOTAL		38	0	0	0	0	0	0	0	0	0.0	0	0	0	0.0

## Punting and All Purpose

SEASON	TEAM	gp	Punting				All Purpose						
			no.	yds	lg	avg/g	rush	rcv	pr	kr	lr	total	avg/g
2023-24	ND	12	0	0	0	0.0	0	0	0	0	0	0	0.0
2024-25	ND	16	0	0	0	0.0	0	0	0	0	0	0	0.0
2025-26	ND	10	0	0	0	0.0	0	0	0	0	0	0	0.0
TOTAL		38	0	0	0	0.0	0	0	0	0	0	0	0.0

## Tackles

			Tackles									Interceptions	Receptions						
SEASON	TEAM	GP	ua	a	total	tfl	pbu	ff	fr	blk	sacks	int	rec	yds	td	lg	rec/g	yds/r	yds/g
2023-24	ND	12	8	6	14	0-0-0	0	1	0	0	0	0	0	0	0	0	0.0	0.0	0.0
2024-25	ND	16	40	38	78	4-17	2	3	0	0	1	0	0	0	0	0	0.0	0.0	0.0
2025-26	ND	10	27	30	57	3-14	4	0	0	0	2	0	0	0	0	0	0.0	0.0	0.0
TOTAL		38	75	74	149	7.5-31	6	4	0	0	3	0	0	0	0	0	0.0	0.0	0.0

## Single Game Highs

Statistic	Value	
Total Tackles	14	at Boston College 11/01/25
Total Sacks	1	vs Miami (OH) 09/21/24, vs Boise St. 10/04/25, at Boston College 11/01/25
Total Tackles For Loss	2	at Boston College 11/01/25



## #35 TEDDY REZAC

LB • 6-3 • 220 lbs • Sophomore  
Omaha, NE • Westside

## Rushing and Passing

Rushing									Passing							
SEASON	TEAM	gp	att	yds	td	lg	avg/c	avg/g	comp-att-int	yds	td	lg	pct	avg/p	avg/g	eff%
2024-25	ND	8	0	0	0	0	0.0	0.0	0-0-0	0	0	0	0.0	0.0	0.0	0.0
2025-26	ND	10	0	0	0	0	0.0	0.0	0-0-0	0	0	0	0.0	0.0	0.0	0.0
TOTAL		18	0	0	0	0	0.0	0.0	0-0-0	0	0	0	0.0	0.0	0.0	0.0

## Scoring and Total Offense

Scoring											Total Offense				
SEASON	TEAM	gp	td	rush	rcv	ret	pat	2pat	fg	total	avg/g	rush	pass	total	avg/g
2024-25	ND	8	0	0	0	0	0	0	0	0	0.0	0	0	0	0.0
2025-26	ND	10	0	0	0	0	0	0	0	0	0.0	0	0	0	0.0
TOTAL		18	0	0	0	0	0	0	0	0	0.0	0	0	0	0.0

## Punting and All Purpose

SEASON	TEAM	gp	Punting				All Purpose						
			no.	yds	lg	avg/g	rush	rcv	pr	kr	lr	total	avg/g
2024-25	ND	8	0	0	0	0.0	0	0	0	0	0	0	0.0
2025-26	ND	10	0	0	0	0.0	0	0	0	0	0	0	0.0
TOTAL		18	0	0	0	0.0	0	0	0	0	0	0	0.0

## Tackles

Tackles											Interceptions		Receptions						
SEASON	TEAM	GP	ua	a	total	tfl	pbu	ff	fr	blk	sacks	int	rec	yds	td	lg	rec/g	yds/r	yds/g
2024-25	ND	8	1	0	1	0-0	0	0	0	0	0	0	0	0	0	0	0.0	0.0	0.0
2025-26	ND	10	1	1	2	0-0	0	0	0	0	0	0	0	0	0	0	0.0	0.0	0.0
TOTAL		18	2	1	3	0-0	0	0	0	0	0	0	0	0	0	0	0.0	0.0	0.0

## Single Game Highs

Statistic	Value	
Total Tackles	1	vs Army West Point 11/23/24, at Pittsburgh 11/15/25, vs Southern California 10/18/25



## #36 BODIE KAHOUN

LB • 6-2 • 230 lbs • Freshman  
Roanoke, VA • Patrick Henry

## Rushing and Passing

Rushing									Passing							
SEASON	TEAM	gp	att	yds	td	lg	avg/c	avg/g	comp-att-int	yds	td	lg	pct	avg/p	avg/g	eff
2024-25	ND	3	0	0	0	0	0.0	0.0	0-0-0	0	0	0	0.0	0.0	0.0	0.0
2025-26	ND	7	0	0	0	0	0.0	0.0	0-0-0	0	0	0	0.0	0.0	0.0	0.0
TOTAL		10	0	0	0	0	0.0	0.0	0-0-0	0	0	0	0.0	0.0	0.0	0.0

## Scoring and Total Offense

Scoring											Total Offense				
SEASON	TEAM	gp	td	rush	rcv	ret	pat	2pat	fg	total	avg/g	rush	pass	total	avg/g
2024-25	ND	3	0	0	0	0	0	0	0	0	0.0	0	0	0	0.0
2025-26	ND	7	0	0	0	0	0	0	0	0	0.0	0	0	0	0.0
TOTAL		10	0	0	0	0	0	0	0	0	0.0	0	0	0	0.0

## Punting and All Purpose

SEASON	TEAM	gp	Punting				All Purpose						
			no.	yds	lg	avg/g	rush	rcv	pr	kr	lr	total	avg/g
2024-25	ND	3	0	0	0	0.0	0	0	0	0	0	0	0.0
2025-26	ND	7	0	0	0	0.0	0	0	0	0	0	0	0.0
TOTAL		10	0	0	0	0.0	0	0	0	0	0	0	0.0

## Tackles

Tackles											Interceptions		Receptions						
SEASON	TEAM	GP	ua	a	total	tfl	pbu	ff	fr	blk	sacks	int	rec	yds	td	lg	rec/g	yds/r	yds/g
2024-25	ND	3	1	0	1	0-0	0	0	0	0	0	0	0	0	0	0	0.0	0.0	0.0
2025-26	ND	7	0	1	1	0-0	0	0	0	0	0	0	0	0	0	0	0.0	0.0	0.0
TOTAL		10	1	1	2	0-0	0	0	0	0	0	0	0	0	0	0	0.0	0.0	0.0

## Single Game Highs

Statistic	Value	
Total Tackles	1	vs Purdue 09/20/25, vs Virginia 11/16/24

## PREP AND PERSONAL

- Three-year starter at Penn High School
- 2023 Northern Indiana Conference champions
- Also played lacrosse



**#39 ANTHONY SACCA**  
LB • 6-3 • 240 lbs • Freshman  
Delran, NJ • St. Joseph's Prep School

PREP AND PERSONAL

- A four star LB by ESPN and Rivals
- A three star LB by 247Sports and On3
- The 19th ranked recruit in the state of New Jersey and 64th overall LB by On3
- The tenth ranked recruit in the state and 35th overall LB by 247Sports
- Fourth ranked recruit in New Jersey, 22nd overall LB and 171st recruit by ESPN
- The second ranked recruit in the state, 9th ranked LB overall, and 101st ranked recruit by Rivals
- 2022 and 2023 PIAA Class 6A State Champions
- Member of varsity baseball team
- Named to East roster for 2025 All-American Bowl



**#40 JOSHUA BURNHAM**  
DL • 6-4 • 260 lbs • Junior  
Traverse City, MI • Traverse City Central

Rushing and Passing

SEASON	TEAM	gp	Rushing					Passing				
			att	yds	td	lg	avg/c	avg/g	comp-att-int	yds	td	lg
2022-23	ND	1	0	0	0	0	0.0	0.0	0-0-0	0	0	0
2023-24	ND	13	0	0	0	0	0.0	0.0	0-0-0	0	0	0
2024-25	ND	14	0	0	0	0	0.0	0.0	0-0-0	0	0	0
2025-26	ND	10	0	0	0	0	0.0	0.0	0-0-0	0	0	0
TOTAL		38	0	0	0	0	0.0	0.0	0-0-0	0	0	0

Scoring and Total Offense

SEASON	TEAM	gp	Scoring					Total Offense				
			td	rush	rcv	ret	pat	2pat	fg	total	avg/g	avg/g
2022-23	ND	1	0	0	0	0	0	0	0.0	0	0	0.0
2023-24	ND	13	0	0	0	0	0	0	0.0	0	0	0.0
2024-25	ND	14	0	0	0	0	0	0	0.0	0	0	0.0
2025-26	ND	10	0	0	0	0	0	0	0.0	0	0	0.0
TOTAL		38	0	0	0	0	0	0	0.0	0	0	0.0

Punting and All Purpose


SEASON	TEAM	gp	Punting				All Purpose			
			no.	yds	lg	avg/g	rush	rcv	pr	kr
2022-23	ND	1	0	0	0	0.0	0	0	0	0
2023-24	ND	13	0	0	0	0.0	0	0	0	0
2024-25	ND	14	0	0	0	0.0	0	0	0	0
2025-26	ND	10	0	0	0	0.0	0	0	15	1.5
TOTAL		38	0	0	0	0.0	0	0	15	0.4

Tackles

SEASON	TEAM	GP	Tackles							Interceptions		Receptions			
			ua	a	total	tfl	pbu	ff	fr	blk	sacks	int	rec	yds	td
2022-23	ND	1	0	1	1	0.5-3	0	0	0	0	0	0	0	0	0
2023-24	ND	13	10	8	18	4-19	0	0	0	1		0	0	0	0
2024-25	ND	14	16	14	30	6.5-20	1	1	1	0	2	0	0	0	0
2025-26	ND	10	7	5	12	5.5-27	1	0	0	3		0	0	0	0
TOTAL		38	33	28	61	16.5-69	2	1	1	0	6	0	0	0	0

Single Game Highs

Statistic	Value	
Longest Kick Return	9	vs Navy 11/08/25
Total Tackles	5	vs Stanford 10/12/24
Total Sacks	2	vs Ohio St. 01/20/25, at Pittsburgh 11/15/25
Total Tackles For Loss	3	at Boston College 11/01/25



**#41 DONOVAN HINISH**  
DL • 6-2 • 277 lbs • Junior  
Pittsburgh, PA • Central Catholic

Rushing and Passing

SEASON	TEAM	gp	Rushing					Passing				
			att	yds	td	lg	avg/c	avg/g	comp-att-int	yds	td	lg
2022-23	ND	1	0	0	0	0	0.0	0.0	0-0-0	0	0	0
2023-24	ND	9	0	0	0	0	0.0	0.0	0-0-0	0	0	0
2024-25	ND	16	0	0	0	0	0.0	0.0	0-0-0	0	0	0
2025-26	ND	9	0	0	0	0	0.0	0.0	0-0-0	0	0	0
TOTAL		35	0	0	0	0	0.0	0.0	0-0-0	0	0	0

Scoring and Total Offense

SEASON	TEAM	gp	Scoring					Total Offense				
			td	rush	rcv	ret	pat	2pat	fg	total	avg/g	avg/g
2022-23	ND	1	0	0	0	0	0	0	0	0.0	0	0.0
2023-24	ND	9	0	0	0	0	0	0	0	0.0	0	0.0
2024-25	ND	16	0	0	0	0	0	0	0	0.0	0	0.0
2025-26	ND	9	0	0	0	0	0	0	0	0.0	0	0.0
TOTAL		35	0	0	0	0	0	0	0	0.0	0	0.0

Punting and All Purpose

SEASON	TEAM	gp	Punting				All Purpose			
			no.	yds	lg	avg/g	rush	rcv	pr	kr
2022-23	ND	1	0	0	0	0.0	0	0	0	0
2023-24	ND	9	0	0	0	0.0	0	0	0	0
2024-25	ND	16	0	0	0	0.0	0	0	0	0
2025-26	ND	9	0	0	0	0.0	0	0	0	0
TOTAL		35	0	0	0	0.0	0	0	0	0

Tackles

SEASON	TEAM	GP	Tackles							Interceptions		Receptions			
			ua	a	total	tfl	pbu	ff	fr	blk	sacks	int	rec	yds	td
2022-23	ND	1	0	0	0	0-0	0	0	0	0	0	0	0	0	0
2023-24	ND	9	4	6	10	1-7	0	0	0	1		0	0	0	0
2024-25	ND	16	19	16	35	4.5-32	1	0	0	4.5		0	0	0	0
2025-26	ND	9	6	5	11	0.5-2	0	0	0	0.5		0	0	0	0
TOTAL		35	29	27	56	6-41	1	0	0	6		0	0	0	0

Single Game Highs

Statistic	Value	
Total Tackles	5	at Texas A&M 08/31/24, vs Florida St. 11/09/24, vs Army West Point 11/23/24
Total Sacks	2	vs Florida St. 11/09/24
Total Tackles For Loss	2	vs Florida St. 11/09/24



**#42 HENRY GARRITY**  
TE • 6-3 • 227 lbs • Junior  
Bloomfield Hills, MI • Brother Rice

PREP AND PERSONAL

- Three-star ranking by 247 Sports
- Earned All-Catholic and All-Region honors as a senior
- Two-sport athlete, competing in basketball in addition to football



### #42 COLE MULLINS

DL • 6-5 • 275 lbs • Freshman  
Hoschton, GA • Mill Creek

Rushing and Passing

			Rushing						Passing							
SEASON	TEAM	gp	att	yds	td	lg	avg/c	avg/g	comp-att-int	yds	td	lg	pct	avg/p	avg/g	eff
2025-26	ND	10	0	0	0	0	0.0	0.0	0-0-0	0	0	0	0.0	0.0	0.0	0.0
TOTAL		10	0	0	0	0	0.0	0.0	0-0-0	0	0	0	0.0	0.0	0.0	0.0

Scoring and Total Offense

			Scoring									Total Offense			
SEASON	TEAM	gp	td	rush	rcv	ret	pat	2pat	fg	total	avg/g	rush	pass	total	avg/g
2025-26	ND	10	0	0	0	0	0	0	0	0	0.0	0	0	0	0.0
TOTAL		10	0	0	0	0	0	0	0	0	0.0	0	0	0	0.0

Punting and All Purpose

SEASON	TEAM	gp	Punting				All Purpose							
			no.	yds	lg	avg/g	rush	rcv	pr	kr	lr	total	avg/g	
2025-26	ND	10	2	1	3	0-0	1	0	0	0	0	0	0.0	
TOTAL		10	0	0	0	0.0	0	0	0	0	0	0	0.0	

Tackles

SEASON	TEAM	GP	Tackles									Interceptions		Receptions					
			ua	a	total	tfl	pbu	ff	fr	bik	sacks	int	rec	yds	td	lg	rec/g	yds/r	yds/g
2025-26	ND	10	2	1	3	0-0	1	0	0	0	0	0	0	0	0	0.0	0.0	0.0	
TOTAL		10	2	1	3	0-0	1	0	0	0	0	0	0	0	0	0.0	0.0	0.0	

Single Game Highs

Statistic		Value	
Total Tackles		3	vs Purdue 09/20/25



### #44 JUNIOR TUIHALAMAKA

DL • 6-2 • 255 lbs • Senior  
Granada Hills, CA • Bishop Alemany

Rushing and Passing

SEASON	TEAM	gp	Rushing						Passing							
			att	yds	td	lg	avg/c	avg/g	comp-att-int	yds	td	lg	pct	avg/p	avg/g	effic
2022-23	ND	13	0	0	0	0	0.0	0.0	0-0-0	0	0	0	0.0	0.0	0.0	0.0
2023-24	ND	13	0	0	0	0	0.0	0.0	0-0-0	0	0	0	0.0	0.0	0.0	0.0
2024-25	ND	16	0	0	0	0	0.0	0.0	0-0-0	0	0	0	0.0	0.0	0.0	0.0
2025-26	ND	10	0	0	0	0	0.0	0.0	0-0-0	0	0	0	0.0	0.0	0.0	0.0
TOTAL		52	0	0	0	0	0.0	0.0	0-0-0	0	0	0	0.0	0.0	0.0	0.0

Scoring and Total Offense

SEASON	TEAM	gp	Scoring									Total Offense			
			td	rush	rcv	ret	pat	2pat	fg	total	avg/g	rush	pass	total	avg/g
2022-23	ND	13	0	0	0	0	0	0	0	0	0.0	0	0	0	0.0
2023-24	ND	13	0	0	0	0	0	0	0	0	0.0	0	0	0	0.0
2024-25	ND	16	0	0	0	0	0	0	0	0	0.0	0	0	0	0.0
2025-26	ND	10	0	0	0	0	0	0	0	0	0.0	0	0	0	0.0
TOTAL		52	0	0	0	0	0	0	0	0	0.0	0	0	0	0.0

Punting and All Purpose


SEASON	TEAM	gp	Punting				All Purpose							
			no.	yds	lg	avg/g	rush	rcv	pr	kr	lr	total	avg/g	
2022-23	ND	13	0	0	0	0.0	0	0	0	0	0	0	0.0	
2023-24	ND	13	0	0	0	0.0	0	0	0	0	0	0	0.0	
2024-25	ND	16	0	0	0	0.0	0	0	0	0	0	0	0.0	
2025-26	ND	10	0	0	0	0.0	0	0	0	0	0	0	0.0	
TOTAL		52	0	0	0	0.0	0	0	0	0	0	0	0.0	

Tackles

SEASON	TEAM	GP	Tackles									Interceptions		Receptions					
			ua	a	total	tfl	pbu	ff	fr	blk	sacks	int	rec	yds	td	lg	rec/g	yds/r	yds/g
2022-23	ND	13	4	2	6	0-0	0	0	0	0	0	0	0	0	0	0.0	0.0	0.0	
2023-24	ND	13	7	3	10	0-0	0	0	0	0	0	0	0	0	0	0.0	0.0	0.0	
2024-25	ND	16	17	16	33	5.5-23	1	0	2	0	3	1	0	0	0	0.0	0.0	0.0	
2025-26	ND	10	5	3	8	2.5-7	0	0	0	0	1	0	0	0	0	0.0	0.0	0.0	
TOTAL		52	33	24	57	8-30	1	0	2	0	4	1	0	0	0	0.0	0.0	0.0	

Single Game Highs

Statistic		Value	
Total Tackles		7	vs Navy 10/26/24
Total Sacks		1	vs Navy 11/08/25, vs Georgia 01/02/25, vs Florida St. 11/09/24
Total Tackles For Loss		2.5	vs Georgia 01/02/25
Total Interceptions		1	vs Miami (OH) 09/21/24



### #43 KAHANU KIA

LB • 6-2 • 230 lbs • Sophomore  
Kaneohe, HI • Punahou

Rushing and Passing

		Rushing							Passing							
SEASON	TEAM	gp	att	yds	td	lg	avg/c	avg/g	comp-att-int	yds	td	lg	pct	avg/p	avg/g	effc
2021-22	ND	8	0	0	0	0	0.0	0.0	0-0-0	0	0	0	0.0	0.0	0.0	0.0
2025-26	ND	10	0	0	0	0	0.0	0.0	0-0-0	0	0	0	0.0	0.0	0.0	0.0
TOTAL		18	0	0	0	0	0.0	0.0	0-0-0	0	0	0	0.0	0.0	0.0	0.0

Scoring and Total Offense

Scoring											Total Offense				
SEASON	TEAM	gp	td	rush	rcv	ret	pat	2pat	fg	total	avg/g	rush	pass	total	avg/g
2021-22	ND	8	0	0	0	0	0	0	0	0	0.0	0	0	0	0.0
2025-26	ND	10	0	0	0	0	0	0	0	0	0.0	0	0	0	0.0
TOTAL		18	0	0	0	0	0	0	0	0	0.0	0	0	0	0.0

Punting and All Purpose


SEASON	TEAM	gp	Punting				All Purpose							
			no.	yds	lg	avg/g	rush	rcv	pr	kr	lr	total	avg/g	
2021-22	ND	8	0	0	0	0.0	0	0	0	0	0	0	0.0	
2025-26	ND	10	0	0	0	0.0	0	0	0	0	0	0	0.0	
TOTAL		18	0	0	0	0.0	0	0	0	0	0	0	0.0	

Tackles

			Tackles									Interceptions	Receptions						
SEASON	TEAM	GP	ua	a	total	tfl	pbu	ff	fr	bik	sacks	int	rec	yds	td	lg	rec/g	yds/r	yds/g
2021-22	ND	8	4	3	7	0-0	0	0	0	0	0	0	0	0	0	0	0.0	0.0	0.0
2025-26	ND	10	1	3	4	0-0	0	0	0	0	0	0	0	0	0	0	0.0	0.0	0.0
TOTAL		18	5	6	11	0-0	0	0	0	0	0	0	0	0	0	0	0.0	0.0	0.0

Single Game Highs

Statistic		Value	
Total Tackles		4	vs Navy 11/06/21



### #45 K0'O KIA

LB • 6-2 • 220 lbs • Freshman  
Kaneohe, HI • Punahou

Rushing and Passing

			Rushing						Passing							
SEASON	TEAM	gp	att	yds	td	lg	avg/c	avg/g	comp-att-int	yds	td	lg	pct	avg/p	avg/g	effic
2025-26	ND	2	0	0	0	0	0.0	0.0	0-0-0	0	0	0	0.0	0.0	0.0	0.0
TOTAL		2	0	0	0	0	0.0	0.0	0-0-0	0	0	0	0.0	0.0	0.0	0.0

Scoring and Total Offense

Scoring											Total Offense				
SEASON	TEAM	gp	td	rush	rcv	ret	pat	2pat	fg	total	avg/g	rush	pass	total	avg/g
2025-26	ND	2	0	0	0	0	0	0	0	0	0.0	0	0	0	0.0
TOTAL		2	0	0	0	0	0	0	0	0	0.0	0	0	0	0.0

Punting and All Purpose

			Punting				All Purpose							
SEASON	TEAM	gp	no.	yds	lg	avg/g	rush	rcv	pr	kr	lr	total	avg/g	
2025-26	ND	2	0	0	0	0.0	0	0	0	0	0	0	0.0	
TOTAL		2	0	0	0	0.0	0	0	0	0	0	0	0.0	



#46 JERRY RULLO

LB • 6-0 • 225 lbs • Senior

Havertown, PA • Penn Charter

Rushing and Passing

Rushing									Passing								
SEASON	TEAM	gp	att	yds	td	lg	avg/c	avg/g	comp-att-int	yds	td	lg	pct	avg/p	avg/g	eff	
2024-25	ND	2	0	0	0	0	0.0	0.0	0-0-0	0	0	0	0.0	0.0	0.0	0.0	
TOTAL		2	0	0	0	0	0.0	0.0	0-0-0	0	0	0	0.0	0.0	0.0	0.0	

Scoring and Total Offense

Scoring											Total Offense				
SEASON	TEAM	gp	td	rush	rcv	ret	pat	2pat	fg	total	avg/g	rush	pass	total	avg/g
2024-25	ND	2	0	0	0	0	0	0	0	0	0.0	0	0	0	0.0
TOTAL		2	0	0	0	0	0	0	0	0	0.0	0	0	0	0.0

Punting and All Purpose

			Punting				All Purpose							
SEASON	TEAM	gp	no.	yds	lg	avg/g	rush	rcv	pr	kr	lr	total	avg/g	
2024-25	ND	2	0	0	0	0.0	0	0	0	0	0	0	0.0	
TOTAL		2	0	0	0	0.0	0	0	0	0	0	0	0.0	

Tackles

Tackles											Interceptions		Receptions						
SEASON	TEAM	GP	ua	a	total	tfl	pbu	ff	fr	blk	sacks	int	rec	yds	td	lg	rec/g	yds/r	yds/g
2024-25	ND	2	0	0	0	0-0	0	0	0	0	0	0	0	0	0	0	0.0	0.0	0.0
TOTAL		2	0	0	0	0-0	0	0	0	0	0	0	0	0	0	0	0.0	0.0	0.0



#48 MICKEY BROWN

CB • 5-9 • 177 lbs • Senior

Southampton, NY • St. Anthony's

Rushing and Passing

Rushing									Passing							
SEASON	TEAM	gp	att	yds	td	lg	avg/c	avg/g	comp-att-int	yds	td	lg	pct	avg/p	avg/g	effic
2024-25	ND	1	0	0	0	0	0.0	0.0	0-0-0	0	0	0	0.0	0.0	0.0	0.0
TOTAL		1	0	0	0	0	0.0	0.0	0-0-0	0	0	0	0.0	0.0	0.0	0.0

Scoring and Total Offense

			Scoring									Total Offense			
SEASON	TEAM	gp	td	rush	rcv	ret	pat	2pat	fg	total	avg/g	rush	pass	total	avg/g
2024-25	ND	1	0	0	0	0	0	0	0	0	0.0	0	0	0	0.0
TOTAL		1	0	0	0	0	0	0	0	0	0.0	0	0	0	0.0

Punting and All Purpose

			Punting				All Purpose						
SEASON	TEAM	gp	no.	yds	lg	avg/g	rush	rcv	pr	kr	lr	total	avg/g
2024-25	ND	1	0	0	0	0.0	0	0	0	0	0	0	0.0
TOTAL		1	0	0	0	0.0	0	0	0	0	0	0	0.0

Tackles

Tackles											Interceptions		Receptions						
SEASON	TEAM	GP	ua	a	total	tfl	pbu	ff	fr	blk	sacks	int	rec	yds	td	lg	rec/g	yds/r	yds/g
2024-25	ND	1	0	0	0	0-0	0	0	0	0	0	0	0	0	0	0	0.0	0.0	0.0
TOTAL		1	0	0	0	0-0	0	0	0	0	0	0	0	0	0	0	0.0	0.0	0.0



#47 JASON ONYE

DL • 6-5 • 302 lbs • Senior

North Providence, RI • Bishop Hendricken

Rushing and Passing

			Rushing						Passing							
SEASON	TEAM	gp	att	yds	td	lg	avg/c	avg/g	comp-att-int	yds	td	lg	pct	avg/p	avg/g	eff
2022-23	ND	1	0	0	0	0	0.0	0.0	0-0-0	0	0	0	0.0	0.0	0.0	0.0
2023-24	ND	13	0	0	0	0	0.0	0.0	0-0-0	0	0	0	0.0	0.0	0.0	0.0
2024-25	ND	5	0	0	0	0	0.0	0.0	0-0-0	0	0	0	0.0	0.0	0.0	0.0
2025-26	ND	10	0	0	0	0	0.0	0.0	0-0-0	0	0	0	0.0	0.0	0.0	0.0
TOTAL		29	0	0	0	0	0.0	0.0	0-0-0	0	0	0	0.0	0.0	0.0	0.0

Scoring and Total Offense

			Scoring									Total Offense			
SEASON	TEAM	gp	td	rush	rcv	ret	pat	2pat	fg	total	avg/g	rush	pass	total	avg/g
2022-23	ND	1	0	0	0	0	0	0	0	0	0.0	0	0	0	0.0
2023-24	ND	13	0	0	0	0	0	0	0	0	0.0	0	0	0	0.0
2024-25	ND	5	0	0	0	0	0	0	0	0	0.0	0	0	0	0.0
2025-26	ND	10	0	0	0	0	0	0	0	0	0.0	0	0	0	0.0
TOTAL		29	0	0	0	0	0	0	0	0	0.0	0	0	0	0.0

Punting and All Purpose

			Punting				All Purpose						
SEASON	TEAM	gp	no.	yds	lg	avg/g	rush	rcv	pr	kr	lr	total	avg/g
2022-23	ND	1	0	0	0	0.0	0	0	0	0	0	0	0.0
2023-24	ND	13	0	0	0	0.0	0	0	0	0	0	0	0.0
2024-25	ND	5	0	0	0	0.0	0	0	0	0	0	0	0.0
2025-26	ND	10	0	0	0	0.0	0	0	0	0	0	0	0.0
TOTAL		29	0	0	0	0.0	0	0	0	0	0	0	0.0

Tackles

			Tackles									Interceptions		Receptions					
SEASON	TEAM	GP	ua	a	total	ttl	pbu	ff	fr	blk	sacks	int	rec	yds	td	lg	rec/g	yds/r	yds/g
2022-23	ND	1	0	2	2	0-0	0	0	0	0	0	0	0	0	0	0	0.0	0.0	0.0
2023-24	ND	13	11	6	17	0.5-1	0	0	0	2	0.5	0	0	0	0	0	0.0	0.0	0.0
2024-25	ND	5	4	3	7	1.5-1-3	1	0	0	1	1.5	0	0	0	0	0	0.0	0.0	0.0
2025-26	ND	10	8	8	16	1-7	1	0	0	0	1	0	0	0	0	0	0.0	0.0	0.0
TOTAL			29	23	19	42	3-21	2	0	0	3	3	0	0	0	0	0.0	0.0	0.0

Single Game Highs

Statistic		Value	
Total Tackles	5	vs Tennessee St. 09/02/23	
Total Sacks	1.5	at Purdue 09/14/24	
Total Tackles For Loss	1.5	at Purdue 09/14/24	



#48 MARCELLO DIMEDE

K • 6-1 • 195 lbs • Junior

Glen Ellyn, IL • Glenbard West

Rushing and Passing

			Rushing						Passing							
SEASON	TEAM	gp	att	yds	td	lg	avg/c	avg/g	comp-att-int	yds	td	lg	pct	avg/p	avg/g	effic
2023-24	ND	1	0	0	0	0	0.0	0.0	0-0-0	0	0	0	0.0	0.0	0.0	0.0
2024-25	ND	3	0	0	0	0	0.0	0.0	0-0-0	0	0	0	0.0	0.0	0.0	0.0
2025-26	ND	4	0	0	0	0	0.0	0.0	0-0-0	0	0	0	0.0	0.0	0.0	0.0
TOTAL		8	0	0	0	0	0.0	0.0	0-0-0	0	0	0	0.0	0.0	0.0	0.0

Scoring and Total Offense

			Scoring									Total Offense			
SEASON	TEAM	gp	td	rush	rcv	ret	pat	2pat	fg	total	avg/g	rush	pass	total	avg/g
2023-24	ND	1	0	0	0	0	1	0	0	1	1.0	0	0	0	0.0
2024-25	ND	3	0	0	0	0	1	0	0	1	0.3	0	0	0	0.0
2025-26	ND	4	0	0	0	0	2	0	0	2	0.5	0	0	0	0.0
TOTAL		8	0	0	0	0	4	0	0	4	0.5	0	0	0	0.0

Punting and All Purpose

			Punting				All Purpose						
SEASON	TEAM	gp	no.	yds	lg	avg/g	rush	rcv	pr	kr	lr	total	avg/g
2023-24	ND	1	0	0	0	0.0	0	0	0	0	0	0	0.0
2024-25	ND	3	0	0	0	0.0	0	0	0	0	0	0	0.0
2025-26	ND	4	0	0	0	0.0	0	0	0	0	0	0	0.0
TOTAL		8	0	0	0	0.0	0	0	0	0	0	0	0.0

Tackles

SEASON	TEAM	GP	Tackles			
--------	------	----	---------	--	--	--





#49 CHARLES DU  
CB • 5-10 • 187 lbs • Senior  
Beijing, China • Robert Louis Stevenson (CA)

PREP AND PERSONAL

- Played running back and saw time on kick return in high school
- Recorded five career touchdowns - three rushing, two receiving



#52 DEVAN HOUSTAN  
OL • 6-4 • 307 lbs • Sophomore  
Mississauga, Ontario, Canada • St. James School

Rushing and Passing

SEASON	TEAM	gp	Rushing							Passing							
			att	yds	td	lg	avg/c	avg/g		comp-att-int	yds	td	lg	pct	avg/p	avg/g	effic
2023-24	ND	1	0	0	0	0	0.0	0.0		0-0-0	0	0	0	0.0	0.0	0.0	0.0
2024-25	ND	2	0	0	0	0	0.0	0.0		0-0-0	0	0	0	0.0	0.0	0.0	0.0
2025-26	ND	1	0	0	0	0	0.0	0.0		0-0-0	0	0	0	0.0	0.0	0.0	0.0
TOTAL		4	0	0	0	0	0.0	0.0		0-0-0	0	0	0	0.0	0.0	0.0	0.0

Scoring and Total Offense

SEASON	TEAM	gp	Scoring										Total Offense			
			td	rush	rcv	ret	pat	2pat	fg	total	avg/g		rush	pass	total	avg/g
2023-24	ND	1	0	0	0	0	0	0	0	0	0.0		0	0	0	0.0
2024-25	ND	2	0	0	0	0	0	0	0	0	0.0		0	0	0	0.0
2025-26	ND	1	0	0	0	0	0	0	0	0	0.0		0	0	0	0.0
TOTAL		4	0	0	0	0	0	0	0	0	0.0		0	0	0	0.0

Punting and All Purpose

SEASON	TEAM	gp	Punting					All Purpose								
			no.	yds	lg	avg/g		rush	rcv	pr	kr	lr	total	avg/g		
2023-24	ND	1	0	0	0	0.0		0	0	0	0	0	0	0.0		
2024-25	ND	2	0	0	0	0.0		0	0	0	0	0	0	0.0		
2025-26	ND	1	0	0	0	0.0		0	0	0	0	0	0	0.0		
TOTAL		4	0	0	0	0.0		0	0	0	0	0	0	0.0		

Tackles

SEASON	TEAM	GP	Tackles								Interceptions		Receptions				
			ua	a	total	tfl	pbu	ff	fr	blk	sacks		int	rec	yds	td	lg
2023-24	ND	1	1	0	1	0-0	0	0	0	0	0		0	0	0	0	0.0
2024-25	ND	2	1	0	1	0-0	0	0	0	0	0		0	0	0	0	0.0
2025-26	ND	1	0	0	0-0	0	0	0	0	0	0		0	0	0	0	0.0
TOTAL		4	2	0	2	0-0	0	0	0	0	0		0	0	0	0	0.0

Single Game Highs

Statistic	Value	
Total Tackles	1	vs Wake Forest 11/18/23, vs Virginia 11/16/24



#49 ANDREW KROS  
LS • 6-4 • 225 lbs • Junior  
Louisville, KY • St. Xavier

Rushing and Passing

SEASON	TEAM	gp	Rushing							Passing							
			att	yds	td	lg	avg/c	avg/g		comp-att-int	yds	td	lg	pct	avg/p	avg/g	effic
2023-24	ND	1	0	0	0	0	0.0	0.0		0-0-0	0	0	0	0.0	0.0	0.0	0.0
2024-25	ND	7	0	0	0	0	0.0	0.0		0-0-0	0	0	0	0.0	0.0	0.0	0.0
TOTAL		8	0	0	0	0	0.0	0.0		0-0-0	0	0	0	0.0	0.0	0.0	0.0

Scoring and Total Offense

SEASON	TEAM	gp	Scoring										Total Offense			
			td	rush	rcv	ret	pat	2pat	fg	total	avg/g		rush	pass	total	avg/g
2023-24	ND	1	0	0	0	0	0	0	0	0	0.0		0	0	0	0.0
2024-25	ND	7	0	0	0	0	0	0	0	0	0.0		0	0	0	0.0
TOTAL		8	0	0	0	0	0	0	0	0	0.0		0	0	0	0.0

Punting and All Purpose

SEASON	TEAM	gp	Punting					All Purpose								
			no.	yds	lg	avg/g		rush	rcv	pr	kr	lr	total	avg/g		
2023-24	ND	1	0	0	0	0.0		0	0	0	0	0	0	0.0		
2024-25	ND	7	0	0	0	0.0		0	0	0	0	0	0	0.0		
TOTAL		8	0	0	0	0.0		0	0	0	0	0	0	0.0		

Tackles

SEASON	TEAM	GP	Tackles								Interceptions		Receptions				
			ua	a	total	tfl	pbu	ff	fr	blk	sacks		int	rec	yds	td	lg
2023-24	ND	1	0	0	0	0-0	0	0	0	0	0		0	0	0	0	0.0
2024-25	ND	7	1	1	2	0-0	0	0	0	0	0		0	0	0	0	0.0
TOTAL		8	1	1	2	0-0	0	0	0	0	0		0	0	0	0	0.0

Single Game Highs

Statistic	Value	
Total Tackles	2	at Texas A&M 08/31/24



#54 ANTHONIE KNAPP  
OL • 6-4 • 300 lbs • Sophomore  
Roswell, GA • Roswell

Rushing and Passing

SEASON	TEAM	gp	Rushing							Passing							
			att	yds	td	lg	avg/c	avg/g		comp-att-int	yds	td	lg	pct	avg/p	avg/g	effic
2024-25	ND	15	0	0	0	0	0.0	0.0		0-0-0	0	0	0	0.0	0.0	0.0	0.0
2025-26	ND	10	0	0	0	0	0.0	0.0		0-0-0	0	0	0	0.0	0.0	0.0	0.0
TOTAL		25	0	0	0	0	0.0	0.0		0-0-0	0	0	0	0.0	0.0	0.0	0.0

Scoring and Total Offense

SEASON	TEAM	gp	Scoring										Total Offense			
			td	rush	rcv	ret	pat	2pat	fg	total	avg/g		rush	pass	total	avg/g
2024-25	ND	15	0	0	0	0	0	0	0	0	0.0		0	0	0	0.0
2025-26	ND	10	0	0	0	0	0	0	0	0	0.0		0	0	0	0.0
TOTAL		25	0	0	0	0	0	0	0	0	0.0		0	0	0	0.0

Punting and All Purpose

SEASON	TEAM	gp	Punting					All Purpose								
			no.	yds	lg	avg/g		rush	rcv	pr	kr	lr	total	avg/g		
2024-25	ND	15	0	0	0	0.0		0	0	0	0	0	0	0.0		
2025-26	ND	10	0	0	0	0.0		0	0	0	0	0	0	0.0		
TOTAL		25	0	0	0	0.0		0	0	0	0	0	0	0.0		

Tackles

SEASON	TEAM	GP	Tackles								Interceptions		Receptions				
			ua	a	total	tfl	pbu	ff	fr	blk	sacks		int	rec	yds	td	lg
2024-25	ND	15	0	0	0	0-0	0	0	0	0	0		0	0	0	0	0.0
2025-26	ND	10	0	0	0	0-0	0	0	0	0	0		0	0	0	0	0.0
TOTAL		25	0	0	0	0-0	0	0	0	0	0		0	0	0	0	0.0



**#55 CHRIS TEREK**  
OL • 6-6 • 322 lbs • Sophomore  
Glen Ellyn, IL • Glenbard West

Rushing and Passing

SEASON	TEAM	gp	Rushing						Passing							
			att	yds	td	lg	avg/c	avg/g	comp-att-int	yds	td	lg	pct	avg/p	avg/g	effic
2024-25	ND	14	0	0	0	0	0.0	0.0	0-0-0	0	0	0	0.0	0.0	0.0	0.0
2025-26	ND	10	0	0	0	0	0.0	0.0	0-0-0	0	0	0	0.0	0.0	0.0	0.0
TOTAL		24	0	0	0	0	0.0	0.0	0-0-0	0	0	0	0.0	0.0	0.0	0.0

Scoring and Total Offense

SEASON	TEAM	gp	Scoring								Total Offense					
			td	rush	rcv	ret	pat	2pat	fg	total	avg/g	rush	pass	total	avg/g	
2024-25	ND	14	0	0	0	0	0	0	0	0	0.0	0	0	0	0	0.0
2025-26	ND	10	0	0	0	0	0	0	0	0	0.0	0	0	0	0	0.0
TOTAL		24	0	0	0	0	0	0	0	0	0.0	0	0	0	0	0.0

Punting and All Purpose

SEASON	TEAM	gp	Punting					All Purpose							
			no.	yds	lg	avg/g		rush	rcv	pr	kr	lr	total	avg/g	
2024-25	ND	14	0	0	0	0.0		0	0	0	0	0	0	0.0	
2025-26	ND	10	0	0	0	0.0		0	0	0	0	0	0	0.0	
TOTAL		24	0	0	0	0.0		0	0	0	0	0	0	0.0	

Tackles

SEASON	TEAM	GP	Tackles								Interceptions		Receptions					
			ua	a	total	ttl	pbu	ff	fr	blk	sacks	int	rec	yds	td	lg	rec/g	yds/r
2024-25	ND	14	0	0	0	0-0	0	0	0	0	0	0	0	0	0	0	0.0	0.0
2025-26	ND	10	0	0	0	0-0	0	0	0	0	0	0	0	0	0	0	0.0	0.0
TOTAL		24	0	0	0	0-0	0	0	0	0	0	0	0	0	0	0	0.0	0.0



**#56 ELIJAH HUGHES**  
DL • 6-3 • 300 lbs • Junior  
Arlington, VA • Washington-Liberty/USC

Rushing and Passing

SEASON	TEAM	gp	Rushing						Passing							
			att	yds	td	lg	avg/c	avg/g	comp-att-int	yds	td	lg	pct	avg/p	avg/g	effic
2023-24	USC	8	0	0	0	0	0.0	0.0	0-0-0	0	0	0	0.0	0.0	0.0	0.0
2024-25	USC	7	0	0	0	0	0.0	0.0	0-0-0	0	0	0	0.0	0.0	0.0	0.0
2025-26	ND	10	0	0	0	0	0.0	0.0	0-0-0	0	0	0	0.0	0.0	0.0	0.0
TOTAL FOR ND		10	0	0	0	0	0.0	0.0	0-0-0	0	0	0	0.0	0.0	0.0	0.0
TOTAL		25	0	0	0	0	0.0	0.0	0-0-0	0	0	0	0.0	0.0	0.0	0.0

Scoring and Total Offense

SEASON	TEAM	gp	Scoring								Total Offense					
			td	rush	rcv	ret	pat	2pat	fg	total	avg/g	rush	pass	total	avg/g	
2023-24	USC	8	0	0	0	0	0	0	0	0	0.0	0	0	0	0	0.0
2024-25	USC	7	0	0	0	0	0	0	0	0	0.0	0	0	0	0	0.0
2025-26	ND	10	0	0	0	0	0	0	0	0	0.0	0	0	0	0	0.0
TOTAL FOR ND		10	0	0	0	0	0	0	0	0	0.0	0	0	0	0	0.0
TOTAL		25	0	0	0	0	0	0	0	0	0.0	0	0	0	0	0.0

Punting and All Purpose

SEASON	TEAM	gp	Punting					All Purpose							
			no.	yds	lg	avg/g		rush	rcv	pr	kr	lr	total	avg/g	
2023-24	USC	8	0	0	0	0.0		0	0	0	0	0	0	0.0	
2024-25	USC	7	0	0	0	0.0		0	0	0	0	0	0	0.0	
2025-26	ND	10	0	0	0	0.0		0	0	0	0	0	0	0.0	
TOTAL FOR ND		10	0	0	0	0.0		0	0	0	0	0	0	0.0	
TOTAL		25	0	0	0	0.0		0	0	0	0	0	0	0.0	

Tackles

SEASON	TEAM	GP	Tackles								Interceptions		Receptions					
			ua	a	total	ttl	pbu	ff	fr	blk	sacks	int	rec	yds	td	lg	rec/g	yds/r
2023-24	USC	8	3	3	6	1.5-4	0	0	0	0	0.5	0	0	0	0	0	0.0	0.0
2024-25	USC	7	4	2	6	1-5	0	0	0	0	1	0	0	0	0	0	0.0	0.0
2025-26	ND	10	12	6	18	2-5	0	0	0	0	1	0	0	0	0	0	0.0	0.0
TOTAL FOR ND		10	12	6	18	2-5	0	0	0	0	1	0	0	0	0	0	0.0	0.0
TOTAL		25	19	11	30	4.5-14	0	0	0	0	2.5	0	0	0	0	0	0.0	0.0

Single Game Highs

Statistic	Value	
Total Tackles	4	vs Purdue 09/20/25
Total Sacks	1	vs Nebraska 11/16/24, vs NC State 10/11/25
Total Tackles For Loss	1	4 times



**#56 CHARLES JAGUSAH**  
OL • 6-7 • 333 lbs • Sophomore  
Rock Island, IL • Alleman

Rushing and Passing

SEASON	TEAM	gp	Rushing						Passing							
			att	yds	td	lg	avg/c	avg/g	comp-att-int	yds	td	lg	pct	avg/p	avg/g	effic
2023-24	ND	2	0	0	0	0	0.0	0.0	0-0-0	0	0	0	0.0	0.0	0.0	0.0
2024-25	ND	3	0	0	0	0	0.0	0.0	0-0-0	0	0	0	0.0	0.0	0.0	0.0
TOTAL		5	0	0	0	0	0.0	0.0	0-0-0	0	0	0	0.0	0.0	0.0	0.0

Scoring and Total Offense

SEASON	TEAM	gp	Scoring								Total Offense					
			td	rush	rcv	ret	pat	2pat	fg	total	avg/g	rush	pass	total	avg/g	
2023-24	ND	2	0	0	0	0	0	0	0	0	0.0	0	0	0	0	0.0
2024-25	ND	3	0	0	0	0	0	0	0	0	0.0	0	0	0	0	0.0
TOTAL		5	0	0	0	0	0	0	0	0	0.0	0	0	0	0	0.0

Punting and All Purpose

SEASON	TEAM	gp	Punting					All Purpose							
			no.	yds	lg	avg/g		rush	rcv	pr	kr	lr	total	avg/g	
2023-24	ND	2	0	0	0	0.0		0	0	0	0	0	0	0.0	
2024-25	ND	3	0	0	0	0.0		0	0	0	0	0	0	0.0	
TOTAL		5	0	0	0	0.0		0	0	0	0	0	0	0.0	

Tackles

SEASON	TEAM	GP	Tackles								Interceptions		Receptions					
			ua	a	total	ttl	pbu	ff	fr	blk	sacks	int	rec	yds	td	lg	rec/g	yds/r
2023-24	ND	2	0	0	0	0-0	0	0	0	0	0	0	0	0	0	0	0.0	0.0
2024-25	ND	3	0	0	0	0-0	0	0	0	0	0	0	0	0	0	0	0.0	0.0
TOTAL		5	0	0	0	0-0	0	0	0	0	0	0	0	0	0	0	0.0	0.0



**#57 CAM HERRON**  
OL • 6-2 • 285 lbs • Freshman  
Indianapolis, IN • Warren Central

Rushing and Passing

SEASON	TEAM	gp	Rushing						Passing							
			att	yds	td	lg	avg/c	avg/g	comp-att-int	yds	td	lg	pct	avg/p	avg/g	effic
2025-26	ND	1	0	0	0	0	0.0	0.0	0-0-0	0	0	0	0.0	0.0	0.0	0.0
TOTAL		1	0	0	0	0	0.0	0.0	0-0-0	0	0	0	0.0	0.0	0.0	0.0

Scoring and Total Offense

SEASON	TEAM	gp	Scoring								Total Offense					
			td	rush	rcv	ret	pat	2pat	fg	total	avg/g	rush	pass	total	avg/g	
2025-26	ND	1	0	0	0	0	0	0	0	0	0.0	0	0	0	0	0.0
TOTAL		1	0	0	0	0	0	0	0	0	0.0	0	0	0	0	0.0

Punting and All Purpose

			Punting				All Purpose							
SEASON	TEAM	gp	no.	yds	lg	avg/g	rush	rcv	pr	kr	lr	total	avg/g	
2025-26	ND	1	0	0	0	0.0	0	0	0	0	0	0	0.0	
TOTAL		1	0	0	0	0.0	0	0	0	0	0	0	0.0	



#58 MATTY AUGUSTINE

OL • 6-7 • 310 lbs • Freshman  
Greenwich, CT • Brunswick School

Rushing and Passing

		Rushing							Passing							
SEASON	TEAM	gp	att	yds	td	lg	avg/c	avg/g	comp-att-int	yds	td	lg	pct	avg/p	avg/g	effic
2025-26	ND	2	0	0	0	0	0.0	0.0	0-0-0	0	0	0	0.0	0.0	0.0	0.0
TOTAL		2	0	0	0	0	0.0	0.0	0-0-0	0	0	0	0.0	0.0	0.0	0.0

Scoring and Total Offense

SEASON	TEAM	gp	Scoring							Total Offense						
			td	rush	rcv	ret	pat	2pat	fg	total	avg/g	rush	pass	total	avg/g	
2025-26	ND	2	0	0	0	0	0	0	0	0	0.0	0	0	0	0	0.0
TOTAL		2	0	0	0	0	0	0	0	0	0.0	0	0	0	0	0.0

Punting and All Purpose

SEASON	TEAM	gp	Punting					All Purpose						
			no.	yds	lg	avg/g		rush	rcv	pr	kr	lr	total	avg/g
2025-26	ND	2	0	0	0	0.0		0	0	0	0	0	0	0.0
TOTAL		2	0	0	0	0.0		0	0	0	0	0	0	0.0

Tackles

Tackles											Interceptions		Receptions							
SEASON	TEAM	GP	ua	a	total	tfl	pbu	ff	fr	blk	sacks		int	rec	yds	td	lg	rec/g	yds/r	yds/g
2025-26	ND	2	0	0	0	0-0	0	0	0	0	0		0	0	0	0	0	0.0	0.0	0.0
TOTAL		2	0	0	0	0-0	0	0	0	0	0		0	0	0	0	0	0.0	0.0	0.0



#59 SEAN SEVILLANO JR.

DL • 6-2 • 340 lbs • Freshman  
Clearwater, FL • Clearwater Academy International

Rushing and Passing

SEASON	TEAM	gp	att	yds	td	lg	avg/c	avg/g		comp-att-int	yds	td	lg	pct	avg/p	avg/g	effic
			a														
2024-25	ND	3	0	0	0	0	0.0	0.0		0-0-0	0	0	0	0.0	0.0	0.0	0.0
2025-26	ND	3	0	0	0	0	0.0	0.0		0-0-0	0	0	0	0.0	0.0	0.0	0.0
TOTAL		6	0	0	0	0	0.0	0.0		0-0-0	0	0	0	0.0	0.0	0.0	0.0

Scoring and Total Offense

SEASON	TEAM	gp	Scoring							Total Offense						
			td	rush	rcv	ret	pat	2pat	fg	total	avg/g	rush	pass	total	avg/g	
2024-25	ND	3	0	0	0	0	0	0	0	0	0.0	0	0	0	0	0.0
2025-26	ND	3	0	0	0	0	0	0	0	0	0.0	0	0	0	0	0.0
TOTAL		6	0	0	0	0	0	0	0	0	0.0	0	0	0	0	0.0

Punting and All Purpose

SEASON	TEAM	gp	Punting					All Purpose						
			no.	yds	lg	avg/g		rush	rcv	pr	kr	lr	total	avg/g
2024-25	ND	3	0	0	0	0.0		0	0	0	0	0	0	0.0
2025-26	ND	3	0	0	0	0.0		0	0	0	0	0	0	0.0
TOTAL		6	0	0	0	0.0		0	0	0	0	0	0	0.0

Tackles

			Tackles									Interceptions	Receptions							
SEASON	TEAM	GP	ua	a	total	ttl	pbu	ff	fr	blk	sacks		int	rec	yds	td	lg	rec/g	yds/r	yds/g
2024-25	ND	3	4	0	4	0-0	0	0	0	0	0		0	0	0	0	0	0.0	0.0	0.0
2025-26	ND	3	1	0	1	0-0	0	0	0	0	0		0	0	0	0	0	0.0	0.0	0.0
TOTAL		6	5	0	5	0-0	0	0	0	0	0		0	0	0	0	0	0.0	0.0	0.0

Single Game Highs

Statistic	Value	
Total Tackles	3	vs Army West Point 11/23/24



#59 AAMIL WAGNER

OL • 6-6 • 300 lbs • Junior  
Yellow Springs, OH • Wayne

Rushing and Passing

SEASON	TEAM	gp	att	yds	td	lg	avg/c	avg/g		comp-att-int	yds	td	lg	pct	avg/p	avg/g	effic
2023-24	ND	7	0	0	0	0	0.0	0.0		0-0-0	0	0	0	0.0	0.0	0.0	0.0
2024-25	ND	16	0	0	0	0	0.0	0.0		0-0-0	0	0	0	0.0	0.0	0.0	0.0
2025-26	ND	10	0	0	0	0	0.0	0.0		0-0-0	0	0	0	0.0	0.0	0.0	0.0
TOTAL		33	0	0	0	0	0.0	0.0		0-0-0	0	0	0	0.0	0.0	0.0	0.0

Scoring and Total Offense

SEASON	TEAM	gp	Scoring							Total Offense						
			td	rush	rcv	ret	pat	2pat	fg	total	avg/g	rush	pass	total	avg/g	
2023-24	ND	7	0	0	0	0	0	0	0	0	0.0	0	0	0	0	0.0
2024-25	ND	16	0	0	0	0	0	0	0	0	0.0	0	0	0	0	0.0
2025-26	ND	10	0	0	0	0	0	0	0	0	0.0	0	0	0	0	0.0
TOTAL		33	0	0	0	0	0	0	0	0	0.0	0	0	0	0	0.0

Punting and All Purpose

SEASON	TEAM	gp	Punting					All Purpose						
			no.	yds	lg	avg/g		rush	rcv	pr	kr	lr	total	avg/g
2023-24	ND	7	0	0	0	0.0		0	0	0	0	0	0	0.0
2024-25	ND	16	0	0	0	0.0		0	0	0	0	0	0	0.0
2025-26	ND	10	0	0	0	0.0		0	0	0	0	0	0	0.0
TOTAL		33	0	0	0	0.0		0	0	0	0	0	0	0.0

Tackles

			Tackles									Interceptions	Receptions						
SEASON	TEAM	GP	ua	a	total	ttl	pbu	ff	fr	blk	sacks	int	rec	yds	td	lg	rec/g	yds/r	yds/g
2023-24	ND	7	0	0	0	0-0	0	0	0	0	0	0	0	0	0	0	0.0	0.0	0.0
2024-25	ND	16	0	0	0	0-0	0	0	0	0	0	0	0	0	0	0	0.0	0.0	0.0
2025-26	ND	10	0	0	0	0-0	0	0	0	0	0	0	0	0	0	0	0.0	0.0	0.0
TOTAL		33	0	0	0	0-0	0	0	0	0	0	0	0	0	0	0	0.0	0.0	0.0



#60 MAX ANDERSON

OL • 6-3 • 303 lbs • Sophomore  
St. Paul, MN • St. Thomas Academy

Rushing and Passing

SEASON	TEAM	gp	att	yds	td	lg	avg/c	avg/g		comp-att-int	yds	td	lg	pct	avg/p	avg/g	effic
2025-26	ND	1	0	0	0	0	0.0	0.0		0-0-0	0	0	0	0.0	0.0	0.0	0.0
TOTAL		1	0	0	0	0	0.0	0.0		0-0-0	0	0	0	0.0	0.0	0.0	0.0

Scoring and Total Offense

SEASON	TEAM	gp	Scoring							Total Offense						
			td	rush	rcv	ret	pat	2pat	fg	total	avg/g	rush	pass	total	avg/g	
2025-26	ND	1	0	0	0	0	0	0	0	0	0.0	0	0	0	0	0.0
TOTAL		1	0	0	0	0	0	0	0	0	0.0	0	0	0	0	0.0

Punting and All Purpose

SEASON	TEAM	gp	Punting					All Purpose						
			no.	yds	lg	avg/g		rush	rcv	pr	kr	lr	total	avg/g
2025-26	ND	1	0	0	0	0.0		0	0	0	0	0	0	0.0
TOTAL		1	0	0	0	0.0		0	0	0	0	0	0	0.0

Tackles

			Tackles									Interceptions	Receptions							
SEASON	TEAM	GP	ua	a	total	tfl	pbu	ff	fr	blk	sacks		int	rec	yds	td	lg	rec/g	yds/r	yds/g
2025-26	ND	1	0	0	0	0-0	0	0	0	0	0		0	0	0	0	0	0.0	0.0	0.0
TOTAL		1	0	0	0	0-0	0	0	0	0	0		0	0	0	0	0	0.0	0.0	0.0



## #60 DAVION DIXON

DL • 6-2 • 324 lbs • Freshman  
Homestead, FL • Miami Palmetto

## PREP AND PERSONAL

- A four-star DL by Rivals
- A three-star DL by On3, 247Sports, and ESPN
- 162nd ranked recruit in the state of Florida and 133rd overall DL by On3
- 113th ranked recruit in the state and 105th overall DL by 247Sports
- 135th ranked recruit in Florida and 77th overall DL by ESPN
- The 54th ranked recruit in the state and 24th ranked DL overall by Rivals
- Five-year varsity football starter
- Nominated for the Warren Henry Automotive Group South Florida Player of the Year Award
- Member of Team USA Under 20 National Team and competed internationally
- Four-time All-Dade County selection
- Three-time First Team All-Defense honoree
- MaxPreps Freshman All-American
- FBU Freshman All-American
- Completed over 100 hours of community service
- Had 297 tackles, 109 tackles for loss, 40 sacks, 73 quarterback hurries, 11 forced fumbles, 18 pass breakups, two fumble recoveries, two blocked field goals, and one safety over high school career
- Member of varsity wrestling and track & field teams



## #61 ROBBIE WOLLAN

OL • 6-4 • 289 lbs • Sophomore  
St. Paul, MN • St. Thomas Academy

### Rushing and Passing

		Rushing							Passing							
SEASON	TEAM	gp	att	yds	td	lg	avg/c	avg/g	comp-att-int	yds	td	lg	pct	avg/p	avg/g	eff%
2024-25	ND	1	0	0	0	0	0.0	0.0	0-0-0	0	0	0	0.0	0.0	0.0	0.0
2025-26	ND	1	0	0	0	0	0.0	0.0	0-0-0	0	0	0	0.0	0.0	0.0	0.0
TOTAL		2	0	0	0	0	0.0	0.0	0-0-0	0	0	0	0.0	0.0	0.0	0.0

### Scoring and Total Offense

Scoring											Total Offense				
SEASON	TEAM	gp	td	rush	rcv	ret	pat	2pat	fg	total	avg/g	rush	pass	total	avg/g
2024-25	ND	1	0	0	0	0	0	0	0	0	0.0	0	0	0	0.0
2025-26	ND	1	0	0	0	0	0	0	0	0	0.0	0	0	0	0.0
TOTAL		2	0	0	0	0	0	0	0	0	0.0	0	0	0	0.0

### Punting and All Purpose

[illegible]

## Tackles

Tackles												Interceptions	Receptions							
SEASON	TEAM	GP	ua	a	total	tff	pbu	fr	fr	blk	sacks	int	rec	yds	td	lg	ro	rec/g	yds/r	yds/a
2024-25	ND	1	0	0	0	0-0	0	0	0	0	0	0	0	0	0	0	0	0.0	0.0	0.0
2025-26	ND	1	0	0	0	0-0	0	0	0	0	0	0	0	0	0	0	0	0.0	0.0	0.0
TOTAL		2	0	0	0	0-0	0	0	0	0	0	0	0	0	0	0	0	0.0	0.0	0.0



## #64 JOE OTTING

OL • 6-4 • 308 lbs • Sophomore  
Topeka, KS • Hayden

### Rushing and Passing

Rushing								Passing								
SEASON	TEAM	gp	att	yds	td	lg	avg/g	comp	att-int	yds	td	lg	pct	avg/p	avg/g	eff%
2024-25	ND	7	0	0	0	0	0.0	0-0-0	0	0	0	0	0.0	0.0	0.0	0.0
2025-26	ND	7	0	0	0	0	0.0	0-0-0	0	0	0	0	0.0	0.0	0.0	0.0
TOTAL		14	0	0	0	0	0.0	0-0-0	0	0	0	0	0.0	0.0	0.0	0.0

### Scoring and Total Offense

Scoring											Total Offense				
SEASON	TEAM	gp	td	rush	rcv	ret	pat	2pat	fg	total	avg/g	rush	pass	total	avg/g
2024-25	ND	7	0	0	0	0	0	0	0	0.0	0	0	0	0	0.0
2025-26	ND	7	0	0	0	0	0	0	0	0.0	0	0	0	0	0.0
TOTAL		14	0	0	0	0	0	0	0	0.0	0	0	0	0	0.0

### Punting and All Purpose

[illegible]

## Tackles

Tackles												Interceptions		Receptions						
SEASON	TEAM	GP	ua	a	total	tfl	pbu	ff	fr	bik	sacks	int	rec	yds	td	lg	rec/g	yds/r	yds/a	
2024-25	ND	7	0	0	0	0-0	0	0	0	0	0	0	0	0	0	0	0.0	0.0	0.0	
2025-26	ND	7	1	1	2	0-0	0	0	0	0	0	0	0	0	0	0	0.0	0.0	0.0	
TOTAL		14	1	1	2	0-0	0	0	0	0	0	0	0	0	0	0	0.0	0.0	0.0	

### Single Game Highs

Statistic	Value	
Total Tackles	1	at Pittsburgh 11/15/25, vs Southern California 10/18/25



## #65 WILL BLACK

OL • 6-7 • 307 lbs • Freshman  
London, Ontario, Canada • Choate Rosemary Hall (CT)

### Rushing and Passing

			Rushing							Passing							
SEASON	TEAM	gp	att	yds	td	lg	avg/c	avg/g	comp-att-int	yds	td	lg	pct	avg/p	avg/g	eff%	
2025-26	ND	2	0	0	0	0	0.0	0.0	0-0-0	0	0	0	0.0	0.0	0.0	0.0	
TOTAL	2	0	0	0	0	0	0.0	0.0	0-0-0	0	0	0	0.0	0.0	0.0	0.0	

### Scoring and Total Offense

			Scoring									Total Offense			
SEASON	TEAM	gp	td	rush	rcv	ret	pat	2pat	fg	total	avg/g	rush	pass	total	avg/g
2025-26	ND	2	0	0	0	0	0	0	0	0	0.0	0	0	0	0.0
TOTAL		2	0	0	0	0	0	0	0	0	0.0	0	0	0	0.0

### Punting and All Purpose

		Punting						All Purpose						
SEASON	TEAM	gp	no.	yds	lg	avg/g	rush	rcv	pr	kr	lr	total	avg/g	
2025-26	ND	2	0	0	0	0.0	0	0	0	0	0	0	0.0	
TOTAL		2	0	0	0	0.0	0	0	0	0	0	0	0.0	

## Tackles

[illegible]





## #70 ASHTON CRAIG

OL • 6-5 • 310 lbs • Junior  
Lawrenceburg, IN • Lawrenceburg

## Rushing and Passing

SEASON	TEAM	gp	Rushing						Passing							
			att	yds	td	lg	avg/c	avg/g	comp-att-int	yds	td	lg	pct	avg/p	avg/g	effic
2023-24	ND	8	0	0	0	0	0.0	0.0	0-0-0	0	0	0	0.0	0.0	0.0	0.0
2024-25	ND	3	0	0	0	0	0.0	0.0	0-0-0	0	0	0	0.0	0.0	0.0	0.0
2025-26	ND	6	0	0	0	0	0.0	0.0	0-0-0	0	0	0	0.0	0.0	0.0	0.0
TOTAL		17	0	0	0	0	0.0	0.0	0-0-0	0	0	0	0.0	0.0	0.0	0.0

## Scoring and Total Offense

SEASON	TEAM	gp	Scoring							Total Offense						
			td	rush	rcv	ret	pat	2pat	fg	total	avg/g	rush	pass	total	avg/g	
2023-24	ND	8	0	0	0	0	0	0	0	0	0.0	0	0	0	0	0.0
2024-25	ND	3	0	0	0	0	0	0	0	0	0.0	0	0	0	0	0.0
2025-26	ND	6	0	0	0	0	0	0	0	0	0.0	0	0	0	0	0.0
TOTAL		17	0	0	0	0	0	0	0	0	0.0	0	0	0	0	0.0

## Punting and All Purpose

SEASON	TEAM	gp	Punting				All Purpose							
			no.	yds	lg	avg/g	rush	rcv	pr	kr	lr	total	avg/g	
2023-24	ND	8	0	0	0	0.0	0	0	0	0	0	0	0.0	
2024-25	ND	3	0	0	0	0.0	0	0	0	0	0	0	0.0	
2025-26	ND	6	0	0	0	0.0	0	0	0	0	0	0	0.0	
TOTAL		17	0	0	0	0.0	0	0	0	0	0	0	0.0	

## Tackles

SEASON	TEAM	GP	Tackles							Interceptions		Receptions					
			ua	a	total	ttl	pbu	ff	fr	blk	sacks	int	rec	yds	td	lg	rec/g
2023-24	ND	8	0	0	0	0-0	0	0	0	0	0	0	0	0	0	0.0	0.0
2024-25	ND	3	1	0	1	0-0	0	0	0	0	0	0	0	0	0	0.0	0.0
2025-26	ND	6	0	0	0	0-0	0	0	0	0	0	0	0	0	0	0.0	0.0
TOTAL		17	1	0	1	0-0	0	0	0	0	0	0	0	0	0	0.0	0.0

## Single Game Highs

Statistic		Value	
Total Tackles		1	vs NIU 09/07/24



## #74 BILLY SCHRAUTH

OL • 6-4 • 310 lbs • Junior  
Campbellsport, WI • Saint Mary's Springs

## Rushing and Passing

SEASON	TEAM	gp	Rushing						Passing							
			att	yds	td	lg	avg/c	avg/g	comp-att-int	yds	td	lg	pct	avg/p	avg/g	effic
2023-24	ND	13	0	0	0	0	0.0	0.0	0-0-0	0	0	0	0.0	0.0	0.0	0.0
2024-25	ND	12	0	0	0	0	0.0	0.0	0-0-0	0	0	0	0.0	0.0	0.0	0.0
2025-26	ND	7	0	0	0	0	0.0	0.0	0-0-0	0	0	0	0.0	0.0	0.0	0.0
TOTAL		32	0	0	0	0	0.0	0.0	0-0-0	0	0	0	0.0	0.0	0.0	0.0

## Scoring and Total Offense

SEASON	TEAM	gp	Scoring							Total Offense						
			td	rush	rcv	ret	pat	2pat	fg	total	avg/g	rush	pass	total	avg/g	
2023-24	ND	13	0	0	0	0	0	0	0	0	0.0	0	0	0	0	0.0
2024-25	ND	12	0	0	0	0	0	0	0	0	0.0	0	0	0	0	0.0
2025-26	ND	7	0	0	0	0	0	0	0	0	0.0	0	0	0	0	0.0
TOTAL		32	0	0	0	0	0	0	0	0	0.0	0	0	0	0	0.0

## Punting and All Purpose

SEASON	TEAM	gp	Punting				All Purpose							
			no.	yds	lg	avg/g	rush	rcv	pr	kr	lr	total	avg/g	
2023-24	ND	13	0	0	0	0.0	0	0	0	0	0	0	0.0	
2024-25	ND	12	0	0	0	0.0	0	0	0	0	0	0	0.0	
2025-26	ND	7	0	0	0	0.0	0	0	0	0	0	0	0.0	
TOTAL		32	0	0	0	0.0	0	0	0	0	0	0	0.0	

## Tackles

SEASON	TEAM	GP	Tackles							Interceptions		Receptions					
			ua	a	total	ttl	pbu	ff	fr	blk	sacks	int	rec	yds	td	lg	rec/g
2023-24	ND	13	0	0	0	0-0	0	0	0	0	0	0	0	0	0	0.0	0.0
2024-25	ND	12	0	0	0	0-0	0	0	0	0	0	0	0	0	0	0.0	0.0
2025-26	ND	7	0	0	0	0-0	0	0	0	0	0	0	0	0	0	0.0	0.0
TOTAL		32	0	0	0	0-0	0	0	0	0	0	0	0	0	0	0.0	0.0



## #71 STYLES PRESCOD

OL • 6-6 • 292 lbs • Freshman  
Fishers, IN • Hamilton Southeastern

## Rushing and Passing

SEASON	TEAM	gp	Rushing						Passing							
			att	yds	td	lg	avg/c	avg/g	comp-att-int	yds	td	lg	pct	avg/p	avg/g	effic
2023-24	ND	7	0	0	0	0	0.0	0.0	0-0-0	0	0	0	0.0	0.0	0.0	0.0
2025-26	ND	7	0	0	0	0	0.0	0.0	0-0-0	0	0	0	0.0	0.0	0.0	0.0
TOTAL		14	0	0	0	0	0.0	0.0	0-0-0	0	0	0	0.0	0.0	0.0	0.0

## Scoring and Total Offense

SEASON	TEAM	gp	Scoring							Total Offense						
			td	rush	rcv	ret	pat	2pat	fg	total	avg/g	rush	pass	total	avg/g	
2023-24	ND	7	0	0	0	0	0	0	0	0	0.0	0	0	0	0	0.0
2025-26	ND	7	0	0	0	0	0	0	0	0	0.0	0	0	0	0	0.0
TOTAL		14	0	0	0	0	0	0	0	0	0.0	0	0	0	0	0.0

## Punting and All Purpose

SEASON	TEAM	gp	Punting				All Purpose							
			no.	yds	lg	avg/g	rush	rcv	pr	kr	lr	total	avg/g	
2023-24	ND	7	0	0	0	0.0	0	0	0	0	0	0	0.0	
2025-26	ND	7	0	0	0	0.0	0	0	0	0	0	0	0.0	
TOTAL		14	0	0	0	0.0	0	0	0	0	0	0	0.0	

## Tackles

SEASON	TEAM	GP	Tackles							Interceptions		Receptions					
			ua	a	total	ttl	pbu	ff	fr	blk	sacks	int	rec	yds	td	lg	rec/g
2023-24	ND	7	0	0	0	0-0	0	0	0	0	0	0	0	0	0	0.0	0.0
2025-26	ND	7	0	0	0	0-0	0	0	0	0	0	0	0	0	0	0.0	0.0
TOTAL		14	0	0	0	0-0	0	0	0	0	0	0	0	0	0	0.0	0.0



## #75 SULLIVAN ABSHER

OL • 6-8 • 327 lbs • Sophomore  
Belmont, NC • South Point

## Rushing and Passing

SEASON	TEAM	gp	Rushing						Passing							
			att	yds	td	lg	avg/c	avg/g	comp-att-int	yds	td	lg	pct	avg/p	avg/g	effic
2023-24	ND	1	0	0	0	0	0.0	0.0	0-0-0	0	0	0	0.0	0.0	0.0	0.0
2024-25	ND	16	0	0	0	0	0.0	0.0	0-0-0	0	0	0	0.0	0.0	0.0	0.0
2025-26	ND	10	0	0	0	0	0.0	0.0	0-0-0	0	0	0	0.0	0.0	0.0	0.0
TOTAL		27	0	0	0	0	0.0	0.0	0-0-0	0	0	0	0.0	0.0	0.0	0.0

## Scoring and Total Offense

SEASON	TEAM	gp	Scoring							Total Offense						
			td	rush	rcv	ret	pat	2pat	fg	total	avg/g	rush	pass	total	avg/g	
2023-24	ND	1	0	0	0	0	0	0	0	0	0.0	0	0	0	0	0.0
2024-25	ND	16	0	0	0	0	0	0	0	0	0.0	0	0	0	0	0.0
2025-26	ND	10	0	0	0	0	0	0	0	0	0.0	0	0	0	0	0.0
TOTAL		27	0	0	0	0	0	0	0	0	0.0	0	0	0	0	0.0

## Punting and All Purpose

			Punting				All Purpose							
SEASON	TEAM	gp	no.	yds	lg	avg/g	rush	rcv	pr	kr	lr	total	avg/g	
2023-24	ND	1	0	0	0	0.0	0	0	0	0	0	0	0.0	
2024-25	ND	16	0	0	0	0.0	0	0	0	0	0	0	0.0	
2025-26	ND	10	0	0	0	0.0	0	0	0	0	0	0	0.0	
TOTAL		27	0	0	0	0.0	0	0	0	0	0	0	0.0	



#76 GUERBY LAMBERT

OL • 6-7 • 335 lbs • Freshman  
Boston, MA • Catholic Memorial

Rushing and Passing

			Rushing						Passing							
SEASON	TEAM	gp	att	yds	td	lg	avg/c	avg/g	comp-att-int	yds	td	lg	pct	avg/p	avg/g	eff
2024-25	ND	6	0	0	0	0	0.0	0.0	0-0-0	0	0	0	0.0	0.0	0.0	0.0
2025-26	ND	10	0	0	0	0	0.0	0.0	0-0-0	0	0	0	0.0	0.0	0.0	0.0
TOTAL		16	0	0	0	0	0.0	0.0	0-0-0	0	0	0	0.0	0.0	0.0	0.0

Scoring and Total Offense

			Scoring									Total Offense			
SEASON	TEAM	gp	td	rush	rcv	ret	pat	2pat	fg	total	avg/g	rush	pass	total	avg/g
2024-25	ND	6	0	0	0	0	0	0	0	0	0.0	0	0	0	0.0
2025-26	ND	10	0	0	0	0	0	0	0	0	0.0	0	0	0	0.0
TOTAL		16	0	0	0	0	0	0	0	0	0.0	0	0	0	0.0

Punting and All Purpose

			Punting				All Purpose						
SEASON	TEAM	gp	no.	yds	lg	avg/g	rush	rcv	pr	kr	lr	total	avg/g
2024-25	ND	6	0	0	0	0.0	0	0	0	0	0	0	0.0
2025-26	ND	10	0	0	0	0.0	0	0	0	0	0	0	0.0
TOTAL		16	0	0	0	0.0	0	0	0	0	0	0	0.0

Tackles

			Tackles								Interceptions		Receptions						
SEASON	TEAM	GP	ua	a	total	tfl	pbu	ff	fr	blk	sacks	int	rec	yds	td	lg	rec/g	yds/r	yds/g
2024-25	ND	6	0	0	0	0-0	0	0	0	0	0	0	0	0	0	0	0.0	0.0	0.0
2025-26	ND	10	0	0	0	0-0	0	0	0	0	0	0	0	0	0	0	0.0	0.0	0.0
TOTAL		16	0	0	0	0-0	0	0	0	0	0	0	0	0	0	0	0.0	0.0	0.0



#78 OWEN STREBIG

OL • 6-8 • 300 lbs • Freshman  
Brookfield, WI • Waukesha Catholic Memorial

Rushing and Passing

			Rushing						Passing							
SEASON	TEAM	gp	att	yds	td	lg	avg/c	avg/g	comp-att-int	yds	td	lg	pct	avg/p	avg/g	effi
2025-26	ND	3	0	0	0	0	0.0	0.0	0-0-0	0	0	0	0.0	0.0	0.0	0.0
TOTAL		3	0	0	0	0	0.0	0.0	0-0-0	0	0	0	0.0	0.0	0.0	0.0

Scoring and Total Offense

			Scoring									Total Offense			
SEASON	TEAM	gp	td	rush	rcv	ret	pat	2pat	fg	total	avg/g	rush	pass	total	avg/g
2025-26	ND	3	0	0	0	0	0	0	0	0	0.0	0	0	0	0.0
TOTAL		3	0	0	0	0	0	0	0	0	0.0	0	0	0	0.0

Punting and All Purpose

			Punting				All Purpose						
SEASON	TEAM	gp	no.	yds	lg	avg/g	rush	rcv	pr	kr	lr	total	avg/g
2025-26	ND	3	0	0	0	0.0	0	0	0	0	0	0	0.0
TOTAL		3	0	0	0	0.0	0	0	0	0	0	0	0.0

Tackles

			Tackles								Interceptions	Receptions							
SEASON	TEAM	GP	ua	a	total	tfl	pbu	ff	fr	blk	sacks	int	rec	yds	td	lg	rec/g	yds/r	yds/r
2025-26	ND	3	0	0	0	0-0	0	0	0	0	0	0	0	0	0	0	0.0	0.0	0.0
TOTAL		3	0	0	0	0-0	0	0	0	0	0	0	0	0	0	0	0.0	0.0	0.0



#77 PETER JONES

OL • 6-5 • 312 lbs • Freshman  
Coatesville, PA • Malvern Prep

Rushing and Passing

			Rushing						Passing							
SEASON	TEAM	gp	att	yds	td	lg	avg/c	avg/g	comp-att-int	yds	td	lg	pct	avg/p	avg/g	effct
2024-25	ND	3	0	0	0	0	0.0	0.0	0-0-0	0	0	0	0.0	0.0	0.0	0.0
TOTAL		3	0	0	0	0	0.0	0.0	0-0-0	0	0	0	0.0	0.0	0.0	0.0

Scoring and Total Offense

			Scoring									Total Offense			
SEASON	TEAM	gp	td	rush	rcv	ret	pat	2pat	fg	total	avg/g	rush	pass	total	avg/g
2024-25	ND	3	0	0	0	0	0	0	0	0	0.0	0	0	0	0.0
TOTAL		3	0	0	0	0	0	0	0	0	0.0	0	0	0	0.0

Punting and All Purpose

			Punting				All Purpose						
SEASON	TEAM	gp	no.	yds	lg	avg/g	rush	rcv	pr	kr	lr	total	avg/g
2024-25	ND	3	0	0	0	0.0	0	0	0	0	0	0	0.0
TOTAL		3	0	0	0	0.0	0	0	0	0	0	0	0.0

Tackles

Tackles											Interceptions		Receptions						
SEASON	TEAM	GP	ua	a	total	tfl	pbu	ff	fr	blk	sacks	int	rec	yds	td	lg	rec/g	yds/r	yds/g
2024-25	ND	3	0	0	0	0-0	0	0	0	0	0	0	0	0	0	0	0.0	0.0	0.0
TOTAL		3	0	0	0	0-0	0	0	0	0	0	0	0	0	0	0	0.0	0.0	0.0



#81 SCRAP RICHARDSON

WR • 6-0 • 190 lbs • Freshman  
Greenville, GA • Greenville

PREP AND PERSONAL

- A four-star ATH by On3, 247Sports, and ESPN
- A three-star ATH by Rivals
- The 37th recruit in the state of Georgia, 12th overall ATH and 295th overall recruit by On3
- The 30th ranked recruit in the state, 11th overall ATH and 214th overall recruit by 247Sports
- 40th ranked recruit in Georgia and 17th overall ATH by ESPN
- The 69th ranked recruit in the state and 60th ranked ATH overall by Rivals
- Plays both quarterback, running back and defensive back for high school team
- Runs varsity track and was a Georgia state champion in the 100m, 200m and 400m as a junior



#82 LEO SCHEIDLER  
WR • 6-1 • 195 lbs • Senior  
Lake Forest, IL • Lake Forest

Rushing and Passing

			Rushing						Passing							
SEASON	TEAM	gp	att	yds	td	lg	avg/c	avg/g	comp-att-int	yds	td	lg	pct	avg/p	avg/g	eff%
2023-24	ND	2	0	0	0	0	0.0	0.0	0-0-0	0	0	0	0.0	0.0	0.0	0.0
2024-25	ND	9	0	0	0	0	0.0	0.0	0-0-0	0	0	0	0.0	0.0	0.0	0.0
2025-26	ND	6	0	0	0	0	0.0	0.0	0-0-0	0	0	0	0.0	0.0	0.0	0.0
TOTAL		17	0	0	0	0	0.0	0.0	0-0-0	0	0	0	0.0	0.0	0.0	0.0

Scoring and Total Offense

			Scoring									Total Offense			
SEASON	TEAM	gp	td	rush	rcv	ret	pat	2pat	fg	total	avg/g	rush	pass	total	avg/g
2023-24	ND	2	0	0	0	0	0	0	0	0	0.0	0	0	0	0.0
2024-25	ND	9	0	0	0	0	0	0	0	0	0.0	0	0	0	0.0
2025-26	ND	6	0	0	0	0	0	0	0	0	0.0	0	0	0	0.0
TOTAL		17	0	0	0	0	0	0	0	0	0.0	0	0	0	0.0

Punting and All Purpose

			Punting				All Purpose						
SEASON	TEAM	gp	no.	yds	lg	avg/g	rush	rcv	pr	kr	lr	total	avg/g
2023-24	ND	2	0	0	0	0.0			0	0	0	0	0.0
2024-25	ND	9	0	0	0	0.0	0	0	0	0	0	0	0.0
2025-26	ND	6	0	0	0	0.0	0	0	0	0	0	0	0.0
TOTAL		17	0	0	0	0.0	0	0	0	0	0	0	0.0

Tackles

			Tackles								Interceptions		Receptions						
SEASON	TEAM	GP	ua	a	total	tfl	pbu	ff	fr	blk	sacks	int	rec	yds	td	lg	rec/g	yds/r	yds/g
2023-24	ND	2	0	0	0	0-0	0	0	0	0	0	0	0	0	0	0	0.0	0.0	0.0
2024-25	ND	9	0	0	0	0-0	0	0	0	0	0	0	0	0	0	0	0.0	0.0	0.0
2025-26	ND	6	1	0	1	0-0	0	0	0	0	0	0	0	0	0	0	0.0	0.0	0.0
TOTAL		17	1	0	1	0-0	0	0	0	0	0	0	0	0	0	0	0.0	0.0	0.0

Single Game Highs

Statistic	Value	
Total Tackles	1	at Boston College 11/01/25



#86 ALEX WHITMAN  
WR • 6-3 • 199 lbs • Junior  
Highstown, NJ • The Peddie School

PREP AND PERSONAL

- Had 185 receiving yards on 14 receptions in senior season
- Averaged 13.2 yards per catch and 37.0 yards per game
- Added a solo tackle



#85 JACK LARSEN  
TE • 6-3 • 250 lbs • Freshman  
Charlotte, NC • Charlotte Catholic

Rushing and Passing

			Rushing						Passing							
SEASON	TEAM	gp	att	yds	td	lg	avg/c	avg/g	comp-att-int	yds	td	lg	pct	avg/p	avg/g	eff
2024-25	ND	2	0	0	0	0	0.0	0.0	0-0-0	0	0	0	0.0	0.0	0.0	0.0
2025-26	ND	4	0	0	0	0	0.0	0.0	0-0-0	0	0	0	0.0	0.0	0.0	0.0
TOTAL		6	0	0	0	0	0.0	0.0	0-0-0	0	0	0	0.0	0.0	0.0	0.0

Scoring and Total Offense

Scoring											Total Offense				
SEASON	TEAM	gp	td	rush	rcv	ret	pat	2pat	fg	total	avg/g	rush	pass	total	avg/g
2024-25	ND	2	0	0	0	0	0	0	0	0	0.0	0	0	0	0.0
2025-26	ND	4	0	0	0	0	0	0	0	0	0.0	0	0	0	0.0
TOTAL		6	0	0	0	0	0	0	0	0	0.0	0	0	0	0.0

Punting and All Purpose

			Punting				All Purpose						
SEASON	TEAM	gp	no.	yds	lg	avg/g	rush	rcv	pr	kr	lr	total	avg/g
2024-25	ND	2	0	0	0	0.0	0	0	0	0	0	0	0.0
2025-26	ND	4	0	0	0	0.0	0	24	0	0	0	24	6.0
TOTAL		6	0	0	0	0.0	0	24	0	0	0	24	4.0

Tackles

			Tackles								Interceptions		Receptions						
SEASON	TEAM	GP	ua	a	total	tfl	pbu	ff	fr	blk	sacks	int	rec	yds	td	lg	rec/g	yds/r	yds/g
2024-25	ND	2	0	0	0	0-0	0	0	0	0	0	0	0	0	0	0	0.0	0.0	0.0
2025-26	ND	4	0	0	0	0-0	0	0	0	0	0	0	2	24	0	24	0.5	12.0	6.0
TOTAL		6	0	0	0	0-0	0	0	0	0	0	0	2	24	0	24	0.3	12.0	4.0

Single Game Highs

Statistic	Value	
Receptions	1	vs Purdue 09/20/25, vs Navy 11/08/25
Receptions Yards	24	vs Navy 11/08/25
Longest Reception	24	vs Navy 11/08/25



#87 COOPER FLANAGAN  
TE • 6-6 • 255 lbs • Junior  
Pleasant Hill, CA • De La Salle

Rushing and Passing

			Rushing						Passing							
SEASON	TEAM	gp	att	yds	td	lg	avg/c	avg/g	comp-att-int	yds	td	lg	pct	avg/p	avg/g	effic
2023-24	ND	13	0	0	0	0	0.0	0.0	0-0-0	0	0	0	0.0	0.0	0.0	0.0
2024-25	ND	13	0	0	0	0	0.0	0.0	0-0-0	0	0	0	0.0	0.0	0.0	0.0
2025-26	ND	1	0	0	0	0	0.0	0.0	0-0-0	0	0	0	0.0	0.0	0.0	0.0
TOTAL		27	0	0	0	0	0.0	0.0	0-0-0	0	0	0	0.0	0.0	0.0	0.0

Scoring and Total Offense

			Scoring									Total Offense			
SEASON	TEAM	gp	td	rush	rcv	ret	pat	2pat	fg	total	avg/g	rush	pass	total	avg/g
2023-24	ND	13	1	0	1	0	0	0	0	6	0.5	0	0	0	0.0
2024-25	ND	13	2	0	2	0	0	0	0	12	0.9	0	0	0	0.0
2025-26	ND	1	0	0	0	0	0	0	0	0	0.0	0	0	0	0.0
TOTAL		27	3	0	3	0	0	0	0	18	0.7	0	0	0	0.0

Punting and All Purpose

			Punting				All Purpose						
SEASON	TEAM	gp	no.	yds	lg	avg/g	rush	rcv	pr	kr	lr	total	avg/g
2023-24	ND	13	0	0	0	0.0	0	19	0	0	0	19	1.5
2024-25	ND	13	0	0	0	0.0	0	55	0	0	0	55	4.2
2025-26	ND	1	0	0	0	0.0	0	0	0	0	0	0	0.0
TOTAL		27	0	0	0	0.0	0	74	0	0	0	74	2.7

Tackles

			Tackles									Interceptions		Receptions							
SEASON	TEAM	GP	ua	a	total	tfl	pbu	ff	fr	blk	sacks		int	rec	yds	td	lg	rec/g	yds/r	yds/g	
2023-24	ND	13	0	0	0	0-0	0	0	0	0	0	0		0	1	19	1	19	0.1	19.0	1.5
2024-25	ND	13	0	0	0	0-0	0	0	0	0	0	0		0	4	55	2	28	0.3	13.8	4.2
2025-26	ND	1	0	0	0	0-0	0	0	0	0	0	0		0	0	0	0	0	0.0	0.0	0.0
TOTAL		27	0	0	0	0-0	0	0	0	0	0	0		0	5	74	3	28	0.2	14.8	2.7

Single Game Highs

Statistic	Value	
Receptions	2	at Texas A&M 08/31/24
Receptions Yards	28	at Purdue 09/14/24
Receptions Touchdowns	1	vs Pittsburgh 10/28/23, at Purdue 09/14/24, vs Virginia 11/16/24
Longest Reception	28	at Purdue 09/14/24



## #88 JAMES FLANIGAN

TE • 6-6 • 241 lbs • Freshman  
Green Bay, WI • Notre Dame De La Baie Academy

## Rushing and Passing

Rushing									Passing								
SEASON	TEAM	gp	att	yds	td	lg	avg/c	avg/g	comp-att-int	yds	td	lg	pct	avg/p	avg/g	eff	
2025-26	ND	3	0	0	0	0	0.0	0.0	0-0-0	0	0	0	0.0	0.0	0.0	0.0	
TOTAL		3	0	0	0	0	0.0	0.0	0-0-0	0	0	0	0.0	0.0	0.0	0.0	

## Scoring and Total Offense

			Scoring									Total Offense			
SEASON	TEAM	gp	td	rush	rcv	ret	pat	2pat	fg	total	avg/g	rush	pass	total	avg/g
2025-26	ND	3	0	0	0	0	0	0	0	0	0.0	0	0	0	0.0
TOTAL		3	0	0	0	0	0	0	0	0	0.0	0	0	0	0.0

## Punting and All Purpose

SEASON	TEAM	gp	Punting				All Purpose							
			no.	yds	lg	avg/g	rush	rcv	pr	kr	lr	total	avg/g	avg/g
2023-24	ND	3	0	0	0	0.0	0	0	0	0	0	0	0.0	0.0
TOTAL		3	0	0	0	0.0	0	0	0	0	0	0	0.0	0.0

## Tackles

			Tackles									Interceptions		Receptions					
SEASON	TEAM	GP	ua	a	total	tfl	pbu	ff	fr	blk	sacks	int	rec	yds	td	lg	rec/g	yds/r	yds/g
2025-26	ND	3	0	0	0	0-0	0	0	0	0	0	0	0	0	0	0	0.0	0.0	0.0
TOTAL		3	0	0	0	0-0	0	0	0	0	0	0	0	0	0	0	0.0	0.0	0.0



## #90 KOBI ONYIUKE

DL • 6-4 • 245 lbs • Senior  
Richmond, VA • Benedictine College Prep

## Rushing and Passing

		Rushing							Passing							
SEASON	TEAM	gp	att	yds	td	lg	avg/c	avg/g	comp-att-int	yds	td	lg	pct	avg/p	avg/g	effic
2023-24	ND	2	0	0	0	0	0.0	0.0	0-0-0	0	0	0	0.0	0.0	0.0	0.0
2024-25	ND	9	0	0	0	0	0.0	0.0	0-0-0	0	0	0	0.0	0.0	0.0	0.0
2025-26	ND	8	0	0	0	0	0.0	0.0	0-0-0	0	0	0	0.0	0.0	0.0	0.0
TOTAL		19	0	0	0	0	0.0	0.0	0-0-0	0	0	0	0.0	0.0	0.0	0.0

## Scoring and Total Offense

			Scoring									Total Offense			
SEASON	TEAM	gp	td	rush	rcv	ret	pat	2pat	fg	total	avg/g	rush	pass	total	avg/g
2023-24	ND	2	0	0	0	0	0	0	0	0	0.0	0	0	0	0.0
2024-25	ND	9	0	0	0	0	0	0	0	0	0.0	0	0	0	0.0
2025-26	ND	8	0	0	0	0	0	0	0	0	0.0	0	0	0	0.0
TOTAL		19	0	0	0	0	0	0	0	0	0.0	0	0	0	0.0

## Punting and All Purpose

SEASON	TEAM	gp	Punting				All Purpose							
			no.	yds	lg	avg/g	rush	rcv	pr	kr	lr	total	avg/g	avg/g
2023-24	ND	2	0	0	0	0.0	0	0	0	0	0	0	0.0	0.0
2024-25	ND	9	0	0	0	0.0	0	0	0	0	0	0	0.0	0.0
2025-26	ND	8	0	0	0	0.0	0	0	0	0	0	0	0.0	0.0
TOTAL		19	0	0	0	0.0	0	0	0	0	0	0	0.0	0.0

## Tackles

			Tackles								Interceptions		Receptions							
SEASON	TEAM	GP	ua	a	total	tfl	pbu	ff	fr	blk	sacks		int	rec	yds	td	lg	rec/g	yds/r	yds/g
2023-24	ND	2	0	0	0	0-0	0	0	0	0	0		0	0	0	0	0	0.0	0.0	0.0
2024-25	ND	9	1	0	1	0-0	0	0	0	0	0		0	0	0	0	0	0.0	0.0	0.0
2025-26	ND	8	2	0	2	0-0	0	0	0	0	0		0	0	0	0	0	0.0	0.0	0.0
TOTAL		19	3	0	3	0-0	0	0	0	0	0		0	0	0	0	0	0.0	0.0	0.0

## Single Game Highs

Statistic	Value	
Total Tackles	1	vs Army West Point 11/23/24, vs Purdue 09/20/25, at Arkansas 09/27/25



## #88 ARMEL MUKAM

DL • 6-3 • 305 lbs • Sophomore  
La Prairie, Quebec, Canada • Woodberry Forest School

## Rushing and Passing

		Rushing							Passing							
SEASON	TEAM	gp	att	yds	td	lg	avg/c	avg/g	comp-att-int	yds	td	lg	pct	avg/p	avg/g	eff%
2023-24	ND	1	0	0	0	0	0.0	0.0	0-0-0	0	0	0	0.0	0.0	0.0	0.0
2024-25	ND	11	0	0	0	0	0.0	0.0	0-0-0	0	0	0	0.0	0.0	0.0	0.0
2025-26	ND	10	0	0	0	0	0.0	0.0	0-0-0	0	0	0	0.0	0.0	0.0	0.0
TOTAL		22	0	0	0	0	0.0	0.0	0-0-0	0	0	0	0.0	0.0	0.0	0.0

## Scoring and Total Offense

Scoring											Total Offense				
SEASON	TEAM	gp	td	rush	rcv	ret	pat	2pat	fg	total	avg/g	rush	pass	total	avg/g
2023-24	ND	1	0	0	0	0	0	0	0	0	0.0	0	0	0	0.0
2024-25	ND	11	0	0	0	0	0	0	0	0	0.0	0	0	0	0.0
2025-26	ND	10	0	0	0	0	0	0	0	0	0.0	0	0	0	0.0
TOTAL		22	0	0	0	0	0	0	0	0	0.0	0	0	0	0.0

## Punting and All Purpose

SEASON	TEAM	gp	Punting				All Purpose							
			no.	yds	lg	avg/g	rush	rcv	pr	kr	lr	total	avg/g	avg/g
2023-24	ND	1	0	0	0	0.0	0	0	0	0	0	0	0.0	0.0
2024-25	ND	11	0	0	0	0.0	0	0	0	0	0	0	0.0	0.0
2025-26	ND	10	0	0	0	0.0	0	0	0	0	0	0	0.0	0.0
TOTAL		22	0	0	0	0.0	0	0	0	0	0	0	0.0	0.0

## Tackles

			Tackles								Interceptions		Receptions							
SEASON	TEAM	GP	ua	a	total	tfl	pbu	ff	fr	blk	sacks		int	rec	yds	td	lg	rec/g	yds/r	yds/g
2023-24	ND	1	1	1	2	0-0	0	0	0	0	0	0		0	0	0	0	0.0	0.0	0.0
2024-25	ND	11	3	1	4	0-0	0	0	0	0	0	0		0	0	0	0	0.0	0.0	0.0
2025-26	ND	10	1	2	3	1.5-1	0	1	0	0	0	0		0	0	0	0	0.0	0.0	0.0
TOTAL		22	5	4	9	1.5-1	0	1	0	0	0	0		0	0	0	0	0.0	0.0	0.0

## Single Game Highs

Statistic	Value	
Total Tackles	2	at Purdue 09/14/24, vs Wake Forest 11/18/23, vs Army West Point 11/23/24
Total Tackles For Loss	1	at Pittsburgh 11/15/25



## #91 GORDY SULSTED

DL • 6-5 • 260 lbs • Freshman  
Cincinnati, OH • St. Xavier

## PREP AND PERSONAL

- Three-star DL by On3, 247Sports, ESPN, and Rivals
- The 43rd ranked recruit in the state of Ohio and 107th overall DL by On3
- The 20th ranked recruit in the state and 66th overall DL by 247Sports
- The 31st ranked recruit in Ohio and 84th overall DL by ESPN
- The 23rd ranked recruit in the state and 31st ranked DL overall by Rivals
- 2023 GCL Defensive Lineman of the Year
- Member of varsity basketball team



**#93 JARED DAWSON**  
DL • 6-1 • 288 lbs • Senior  
Collierville, TN • Collierville/Louisville

#### Rushing and Passing

SEASON	TEAM	gp	Rushing						Passing							
			att	yds	td	lg	avg/c	avg/g	comp-att-int	yds	td	lg	pct	avg/p	avg/g	eff
2020-21	LOU	1	0	0	0	0	0.0	0.0	0-0-0	0	0	0	0.0	0.0	0.0	0.0
2021-22	LOU	5	0	0	0	0	0.0	0.0	0-0-0	0	0	0	0.0	0.0	0.0	0.0
2022-23	LOU	11	0	0	0	0	0.0	0.0	0-0-0	0	0	0	0.0	0.0	0.0	0.0
2023-24	LOU	11	0	0	0	0	0.0	0.0	0-0-0	0	0	0	0.0	0.0	0.0	0.0
2024-25	LOU	10	0	0	0	0	0.0	0.0	0-0-0	0	0	0	0.0	0.0	0.0	0.0
2025-26	ND	9	0	0	0	0	0.0	0.0	0-0-0	0	0	0	0.0	0.0	0.0	0.0
TOTAL FOR ND			9	0	0	0	0.0	0.0	0-0-0	0	0	0	0.0	0.0	0.0	0.0
TOTAL			47	0	0	0	0.0	0.0	0-0-0	0	0	0	0.0	0.0	0.0	0.0

#### Scoring and Total Offense

			Scoring									Total Offense			
SEASON	TEAM	gp	td	rush	rcv	ret	pat	2pat	fg	total	avg/g	rush	pass	total	avg/g
2020-21	LOU	1	0	0	0	0	0	0	0	0	0.0	0	0	0	0.0
2021-22	LOU	5	0	0	0	0	0	0	0	0	0.0	0	0	0	0.0
2022-23	LOU	11	0	0	0	0	0	0	0	0	0.0	0	0	0	0.0
2023-24	LOU	11	0	0	0	0	0	0	0	0	0.0	0	0	0	0.0
2024-25	LOU	10	0	0	0	0	0	0	0	0	0.0	0	0	0	0.0
2025-26	ND	9	0	0	0	0	0	0	0	0	0.0	0	0	0	0.0
TOTAL FOR ND			9	0	0	0	0	0	0	0	0.0	0	0	0	0.0
TOTAL			47	0	0	0	0	0	0	0	0.0	0	0	0	0.0

#### Punting and All Purpose

			Punting				All Purpose						
SEASON	TEAM	gp	no.	yds	lg	avg/g	rush	rcv	pr	kr	lr	total	avg/g
2020-21	LOU	1	0	0	0	0.0	0	0	0	0	0	0	0.0
2021-22	LOU	5	0	0	0	0.0	0	0	0	0	0	0	0.0
2022-23	LOU	11	0	0	0	0.0	0	0	0	0	0	0	0.0
2023-24	LOU	11	0	0	0	0.0	0	0	0	0	0	0	0.0
2024-25	LOU	10	0	0	0	0.0	0	0	0	0	0	0	0.0
2025-26	ND	9	0	0	0	0.0	0	0	0	0	0	0	0.0
TOTAL FOR ND		9	0	0	0	0.0	0	0	0	0	0	0	0.0
TOTAL		47	0	0	0	0.0	0	0	0	0	0	0	0.0

#### Tackles

SEASON	TEAM	GP	Tackles										Interceptions		Receptions			
			ua	a	total	tfl	pbu	ff	fr	blk	sacks	int	rec	yds	td	lg	rec/g	yds/r
2020-21	LOU	1	0	0	0	0-0	0	0	0	0	0	0	0	0	0	0.0	0.0	0.0
2021-22	LOU	5	1	1	2	0-0	0	0	0	0	0	0	0	0	0	0.0	0.0	0.0
2022-23	LOU	11	10	6	16	3-10	0	1	0	0	2.5	0	0	0	0	0.0	0.0	0.0
2023-24	LOU	11	7	7	14	4-18	1	0	0	0	2.5	0	0	0	0	0.0	0.0	0.0
2024-25	LOU	10	11	8	19	6.5-25	0	1	0	0	4	0	0	0	0	0.0	0.0	0.0
2025-26	ND	9	7	7	14	2.5-3	1	0	0	0	0	0	0	0	0	0.0	0.0	0.0
TOTAL FOR ND			9	7	14	2.5-3	1	0	0	0	0	0	0	0	0	0.0	0.0	0.0
TOTAL			47	36	29	65	16-56	2	2	0	9	0	0	0	0	0.0	0.0	0.0

#### Single Game Highs

Statistic	Value	
Total Tackles	7	vs Jacksonville St. 09/07/24
Total Sacks	1.5	vs Virginia 11/09/23
Total Tackles For Loss	2	vs Jacksonville St. 09/07/24



**#94 JOE REIFF**  
DL • 6-5 • 258 lbs • Freshman  
Elmhurst, IL • York Community

#### PREP AND PERSONAL

- A four-star DL by On3, Rivals, and Tom Lemming Prep Football
- A three-star DL by 247Sports and ESPN
- The 10th ranked recruit in the state of Illinois, 29th overall DL and 280th overall recruit by On3
- The 11th ranked recruit in the state and 58th overall DL by 247Sports
- The 15th ranked recruit in Illinois and 76th overall DL by ESPN
- The 7th ranked recruit in the state and 14th ranked DL overall by Rivals
- US Army All-American Game
- 2023 and 2024 News-Gazette First Team All-State; Red Grange All-County Team; WSC Silver Lineman of the Year; WSC Silver First Team All-Conference
- 2024 Red Grange DuPage County Defensive Player of the Year
- York High School Junior Athlete of the Year
- National Honor Society
- Illinois All-State Academic Team
- Three-year starter under coach Mike Fitzgerald (2022, 2023) and Don Gelsomino (2024) at York High School
- Team captain and two-way starter (DE/OT)
- Illinois 8A State Runner-Up 2024



**#95 BRYCE YOUNG**  
DL • 6-7 • 271 lbs • Sophomore  
Charlotte, NC • Charlotte Christian

#### Rushing and Passing

			Rushing						Passing							
SEASON	TEAM	gp	att	yds	td	lg	avg/c	avg/g	comp-att-int	yds	td	lg	pct	avg/p	avg/g	effc
2024-25	ND	16	0	0	0	0	0.0	0.0	0-0-0	0	0	0	0.0	0.0	0.0	0.0
2025-26	ND	10	0	0	0	0	0.0	0.0	0-0-0	0	0	0	0.0	0.0	0.0	0.0
TOTAL		26	0	0	0	0	0.0	0.0	0-0-0	0	0	0	0.0	0.0	0.0	0.0

#### Scoring and Total Offense

Scoring											Total Offense				
SEASON	TEAM	gp	td	rush	rcv	ret	pat	2pat	fg	total	avg/g	rush	pass	total	avg/g
2024-25	ND	16	0	0	0	0	0	0	0	0	0.0	0	0	0	0.0
2025-26	ND	10	0	0	0	0	0	0	0	0	0.0	0	0	0	0.0
TOTAL		26	0	0	0	0	0	0	0	0	0.0	0	0	0	0.0

#### Punting and All Purpose

			Punting				All Purpose						
SEASON	TEAM	gp	no.	yds	lg	avg/g	rush	rcv	pr	kr	lr	total	avg/g
2024-25	ND	16	0	0	0	0.0	0	0	0	0	0	0	0.0
2025-26	ND	10	0	0	0	0.0	0	0	0	0	0	0	0.0
TOTAL		26	0	0	0	0.0	0	0	0	0	0	0	0.0

#### Tackles

Tackles											Interceptions		Receptions						
SEASON	TEAM	GP	ua	a	total	tfl	pbu	ff	fr	blk	sacks	int	rec	yds	td	lg	rec/g	yds/r	yds/g
2024-25	ND	16	14	9	23	3-11	0	0	0	3	1.5	0	0	0	0	0	0.0	0.0	0.0
2025-26	ND	10	8	7	15	1.5-13	3	0	0	0	1.5	0	0	0	0	0	0.0	0.0	0.0
TOTAL		26	22	16	38	4.5-24	3	0	0	3	3	0	0	0	0	0	0.0	0.0	0.0

#### Single Game Highs

Statistic	Value	
Total Tackles	4	vs Florida St. 11/09/24, vs Penn St. 01/09/25
Total Sacks	1	vs Indiana 12/20/24, vs Purdue 09/20/25
Total Tackles For Loss	1	vs Virginia 11/16/24, vs Indiana 12/20/24, vs Purdue 09/20/25



**#96 JOSEPH VINCI**  
LS • 6-4 • 232 lbs • Freshman  
Westwood, MA • Westwood

#### Rushing and Passing

			Rushing						Passing							
SEASON	TEAM	gp	att	yds	td	lg	avg/c	avg/g	comp-att-int	yds	td	lg	pct	avg/p	avg/g	effic
2024-25	ND	8	0	0	0	0	0.0	0.0	0-0-0	0	0	0	0.0	0.0	0.0	0.0
2025-26	ND	10	0	0	0	0	0.0	0.0	0-0-0	0	0	0	0.0	0.0	0.0	0.0
TOTAL		18	0	0	0	0	0.0	0.0	0-0-0	0	0	0	0.0	0.0	0.0	0.0

#### Scoring and Total Offense

Scoring											Total Offense				
SEASON	TEAM	gp	td	rush	rcv	ret	pat	2pat	fg	total	avg/g	rush	pass	total	avg/g
2024-25	ND	8	0	0	0	0	0	0	0	0	0.0	0	0	0	0.0
2025-26	ND	10	0	0	0	0	0	0	0	0	0.0	0	0	0	0.0
TOTAL		18	0	0	0	0	0	0	0	0	0.0	0	0	0	0.0

#### Punting and All Purpose

			Punting				All Purpose						
SEASON	TEAM	gp	no.	yds	lg	avg/g	rush	rcv	pr	kr	lr	total	avg/g
2024-25	ND	8	0	0	0	0.0	0	0	0	0	0	0	0.0
2025-26	ND	10	0	0	0	0.0	0	0	0	0	0	0	0.0
TOTAL		18	0	0	0	0.0	0	0	0	0	0	0	0.0

#### Tackles

Tackles											Interceptions		Receptions							
SEASON	TEAM	GP	ua	a	total	tfl	pbu	ff	fr	blk	sacks	int	rec	yds	td	lg	rec/g	yds/r	yds/g	
2024-25	ND	8	1	0	1	0-0	0	0	0	0	0	0	0	0	0	0	0.0	0.0	0.0	
2025-26	ND	10	2	0	2	0-0	0	0	0	0	0	0	0	0	0	0	0.0	0.0	0.0	
TOTAL		18	3	0	3	0-0	0	0	0	0	0	0	0	0	0	0	0.0	0.0	0.0	





#97 GABRIEL RUBIO

DL • 6-5 • 321 lbs • Senior

St. Louis, MO • Lutheran St. Charles

Rushing and Passing																
SEASON	TEAM	gp	Rushing						Passing							
			att	yds	td	lg	avg/c	avg/g	comp-att-int	yds	td	lg	pct	avg/p	avg/g	effic
2021-22	ND	1	0	0	0	0	0.0	0.0	0-0-0	0	0	0	0.0	0.0	0.0	0.0
2022-23	ND	12	0	0	0	0	0.0	0.0	0-0-0	0	0	0	0.0	0.0	0.0	0.0
2023-24	ND	9	0	0	0	0	0.0	0.0	0-0-0	0	0	0	0.0	0.0	0.0	0.0
2024-25	ND	11	0	0	0	0	0.0	0.0	0-0-0	0	0	0	0.0	0.0	0.0	0.0
2025-26	ND	6	0	0	0	0	0.0	0.0	0-0-0	0	0	0	0.0	0.0	0.0	0.0
TOTAL		39	0	0	0	0	0.0	0.0	0-0-0	0	0	0	0.0	0.0	0.0	0.0

Scoring and Total Offense																
SEASON	TEAM	gp	Scoring							Total Offense						
			td	rush	rcv	ret	pat	2pat	fg	total	avg/g	rush	pass	total	avg/g	
2021-22	ND	1	0	0	0	0	0	0	0	0	0.0	0	0	0	0	0.0
2022-23	ND	12	0	0	0	0	0	0	0	0	0.0	0	0	0	0	0.0
2023-24	ND	9	0	0	0	0	0	0	0	0	0.0	0	0	0	0	0.0
2024-25	ND	11	0	0	0	0	0	0	0	0	0.0	0	0	0	0	0.0
2025-26	ND	6	0	0	0	0	0	0	0	0	0.0	0	0	0	0	0.0
TOTAL		39	0	0	0	0	0	0	0	0	0.0	0	0	0	0	0.0

Punting and All Purpose																
SEASON	TEAM	gp	Punting				All Purpose									
			no.	yds	lg	avg/g	rush	rcv	pr	kr	lr	total	avg/g			
2021-22	ND	1	0	0	0	0.0	0	0	0	0	0	0	0.0			
2022-23	ND	12	0	0	0	0.0	0	0	0	0	0	0	0.0			
2023-24	ND	9	0	0	0	0.0	0	0	0	0	0	0	0.0			
2024-25	ND	11	0	0	0	0.0	0	0	0	0	0	0	0.0			
2025-26	ND	6	0	0	0	0.0	0	0	0	0	0	0	0.0			
TOTAL		39	0	0	0	0.0	0	0	0	0	0	0	0.0			

Tackles																		
SEASON	TEAM	GP	Tackles									Interceptions		Receptions				
			ua	a	total	ttl	pbui	ff	fr	blk	sacks	int	rec	yds	td	lg	rec/g	yds/r
2021-22	ND	1	0	1	1	0-0	0	0	0	0	0	0	0	0	0	0.0	0.0	0.0
2022-23	ND	12	6	11	17	4-9	0	0	0	0	0	0	0	0	0	0.0	0.0	0.0
2023-24	ND	9	4	7	11	0-0	1	1	0	0	0	0	0	0	0	0.0	0.0	0.0
2024-25	ND	11	12	12	24	2.5-11	1	0	0	0	1	0	0	0	0	0.0	0.0	0.0
2025-26	ND	6	5	8	13	0.5-2	1	0	0	0	0.5	0	0	0	0	0.0	0.0	0.0
TOTAL		39	27	39	66	7-22	3	1	0	0	1.5	0	0	0	0	0.0	0.0	0.0

Single Game Highs			Statistic	Value	
			Total Tackles	7	vs Stanford 10/15/22
			Total Sacks	1	at Southern California 11/30/24
			Total Tackles For Loss	1	5 times



#98 NOAH BURNETTE

K • 5-10 • 185 lbs • \*Senior

Raleigh, NC • Leesville Road/North Carolina

Rushing and Passing																
SEASON	TEAM	gp	Rushing						Passing							
			att	yds	td	lg	avg/c	avg/g	comp-att-int	yds	td	lg	pct	avg/p	avg/g	effic
2022-23	UNC	14	0	0	0	0	0.0	0.0	0-0-0	0	0	0	0.0	0.0	0.0	0.0
2023-24	UNC	11	0	0	0	0	0.0	0.0	0-0-0	0	0	0	0.0	0.0	0.0	0.0
2024-25	UNC	12	0	0	0	0	0.0	0.0	0-0-0	0	0	0	0.0	0.0	0.0	0.0
2025-26	ND	6	0	0	0	0	0.0	0.0	0-0-0	0	0	0	0.0	0.0	0.0	0.0
TOTAL FOR ND		6	0	0	0	0	0.0	0.0	0-0-0	0	0	0	0.0	0.0	0.0	0.0
TOTAL		43	0	0	0	0	0.0	0.0	0-0-0	0	0	0	0.0	0.0	0.0	0.0

Scoring and Total Offense																
SEASON	TEAM	gp	Scoring							Total Offense						
			td	rush	rcv	ret	pat	2pat	fg	total	avg/g	rush	pass	total	avg/g	
2022-23	UNC	14	0	0	0	0	57	0	15	102	7.3	0	0	0	0	0.0
2023-24	UNC	11	0	0	0	0	43	0	19	100	9.1	0	0	0	0	0.0
2024-25	UNC	12	0	0	0	0	38	0	15	83	6.9	0	0	0	0	0.0
2025-26	ND	6	0	0	0	0	20	0	5	35	5.8	0	0	0	0	0.0
TOTAL FOR ND		6	0	0	0	0	20	0	5	35	5.8	0	0	0	0	0.0
TOTAL		43	0	0	0	0	158	0	54	320	7.4	0	0	0	0	0.0

Punting and All Purpose																
SEASON	TEAM	gp	Punting				All Purpose									
			no.	yds	lg	avg/g	rush	rcv	pr	kr	lr	total	avg/g			
2022-23	UNC	14	0	0	0	0.0	0	0	0	0	0	0	0.0			
2023-24	UNC	11	0	0	0	0.0	0	0	0	0	0	0	0.0			
2024-25	UNC	12	0	0	0	0.0	0	0	0	0	0	0	0.0			
2025-26	ND	6	0	0	0	0.0	0	0	0	0	0	0	0.0			
TOTAL FOR ND		6	0	0	0	0.0	0	0	0	0	0	0	0.0			
TOTAL		43	0	0	0	0.0	0	0	0	0	0	0	0.0			

Tackles																			
SEASON	TEAM	GP	Tackles								Interceptions			Receptions					
			ua	a	total	ttl	pbu	ff	fr	blk	sacks	int	rec	yds	td	lg	rec/g	yds/r	yds/g
2022-23	UNC	14	1	0	1	0-0	0	0	0	0	0	0	0	0	0	0	0.0	0.0	0.0
2023-24	UNC	11	0	0	0	0-0	0	0	0	0	0	0	0	0	0	0	0.0	0.0	0.0
2024-25	UNC	12	0	0	0	0-0	0	0	0	0	0	0	0	0	0	0	0.0	0.0	0.0
2025-26	ND	6	0	0	0	0-0	0	0	0	0	0	0	0	0	0	0	0.0	0.0	0.0
TOTAL FOR ND		6	0	0	0	0-0	0	0	0	0	0	0	0	0	0	0	0.0	0.0	0.0
TOTAL		43	1	0	1	0-0	0	0	0	0	0	0	0	0	0	0	0.0	0.0	0.0

Single Game Highs			Statistic	Value	
			Field Goals Made	6	vs Duke 11/11/23
			Longest Field Goal Made	52	at Minnesota 08/29/24
			Total Tackles	1	at Virginia 11/05/22