



MEN'S BASKETBALL

2025-26 Season | Game 06

**FIGHTING
IRISH MEDIA**
PRIMARY MEN'S
BASKETBALL CONTACT

SECONDARY
CONTACT

Josh Bates
jbates2@nd.edu
574-310-9954

Aly Prigge
aprigge@nd.edu
419-591-9329



NOTRE DAME (4-1)
vs **KANSAS (3-2)**

MONDAY, NOV. 24

Las Vegas | 3:30 pm ET

MGM Grand Garden Arena

TV Broadcast TNT

TV Crew Brandon Gaudin
Candace Parker
Nabil Karim

Radio 960 WSBT-AM

Radio Crew Tony Simeone
Scott Martin

Live Stats Statbroadcast

Head Coaches

NOTRE DAME
MICAH SHREWSBERRY

Record at School:
32-39 (3rd Year)

Overall Record:
69-70 (5th Year)

KANSAS
BILL SELF

Record at School:
612-158 (23rd)

Overall Record:
819-263 (33rd)

The Series

OVERALL

Record: ND leads, 9-3

Streak: W1

Last Meeting: W, 80-76, in
South Bend, on 1/23/88

NEUTRAL

Record: ND leads, 3-0

Streak: W3

Last: W, 77-71, on 3/15/75, in
NCAA Tournament

2025-26 Schedule

Overall: 4-1

Home: 4-0; Away 0-1; Neutral 0-0

Date	Opponent	TV	Time/Result
11/3	LIU	ACCNX	W, 89-67
11/7	Detroit Mercy	ACCNX	W, 102-70
11/11	Eastern Illinois	ACCNX	W, 78-58
11/16	@ Ohio St	FS1	L, 63-64
11/19	Bellarmine	ACCNX	W, 86-79
11/24	vs. Kansas#	TNT	3:30 pm
11/25	vs. Rutgers#	TNT	1 pm
11/26-27	vs. TBD#	TBD	TBD
12/2	Missouri%	ESPNU	9 pm
12/5	@ TCU	ESPN+	8 pm
12/10	Idaho	ACCNX	7 pm
12/13	Evansville	ACCNX	2 pm
12/21	Purdue Fort Wayne	ACCNX	Noon
12/30	@ Stanford*	ESPN2	9 pm
1/2	@ Cal*	ESPN2	11 pm
1/10	Clemson*	ESPN2/U	6 pm
1/13	Miami*	ESPN2/U	7 pm
1/17	@ Virginia Tech*	ACCN	Noon
1/21	@ North Carolina*	ESPN2	7 pm
1/24	Boston College*	ACCN	6 pm
1/27	Virginia*	ESPN/2/U	7 pm
1/31	@ Syracuse*	The CW	6 pm
2/4	@ Louisville*	ESPN2/U	7 pm
2/7	Florida St*	ACCN	4 pm
2/10	@ SMU*	ACCN	7 pm
2/14	Georgia Tech*	The CW	Noon
2/21	@ Pitt*	ACCN	2 pm
2/24	Duke*	ESPN/2/U	7 pm
2/28	NC State*	The CW	Noon
3/4	Stanford*	ESPNU	9 pm
3/7	@ Boston College*	ESPNU	Noon
3/10-14	ACC Tournament^		

* - Atlantic Coast Conference game

- Players Era Festival (MGM Grand Garden Arena in Las Vegas)

% - ACC/SEC Challenge

^ - ACC Tournament (Spectrum Center in Charlotte)

TEAMS BY THE NUMBERS (2025-26)

NOTRE DAME		KANSAS
83.6	Scoring Offense	77.4
67.6	Scoring Defense	63.8
+16.0	Scoring Margin	+13.6
.507	FG%	.491
.419	FG% Defense	.384
.405	3FG%	.333
.307	3FG% Defense	.256
9.4	3FG Made/Game	7.8
.697	FT%	.718
39.2	Rebounds	37.6
+12.6	Rebound Margin	+5.0
13.0	Assists	15.8
12.6	Turnovers	11.4
-0.2	Turnover Margin	-1.0
5.6	Steals	6.2
1.2	Blocks	6.4



2025-26 Notre Dame Men's Basketball TEAM INFORMATION

NOTRE DAME ROSTER

No.	Name	Pos.	Height	Year	Eligibility	Hometown	Previous School
0	Brady Stevens	G	6-4	So.	Fr.	Boston, MA	Wellesley High
2	Logan Imes	G	6-4	Jr.	Jr.	Zionsville, IN	Zionsville
3	Markus Burton	G	6-0	Jr.	Jr.	Mishawaka, IN	Penn
5	Cole Certa	G	6-5	So.	So.	Le Roy, IL	IMG Academy
6	Brady Koehler	F	6-10	Fr.	Fr.	Fishers, IN	Cathedral High
7	Ryder Frost	F	6-7	Fr.	Fr.	Beverly, MA	Phillips Exeter Academy
10	Jalan Haralson	G	6-7	Fr.	Fr.	Anderson, IN	La Lumiere
11	Braeden Shrewsberry	G	6-4	Jr.	Jr.	Granger, IN	State College Area High
12	Garrett Sundra	F	6-11	So.	So.	Ashburn, VA	Paul VI Catholic
13	Sir Mohammed	G	6-6	So.	So.	Charlotte, NC	Myers Park
14	Kebba Njie	F	6-10	Sr.	Sr.	Centerville, OH	La Lumiere / Penn St
15	Tommy Ahneman	C	6-11	Fr.	Fr.	Fargo, ND	Cretin-Derham Hall
22	Luke Devine	F	6-7	Fr.	Fr.	Moraga, CA	Campolindo
33	Carson Towt	F	6-8	Gr.	Gr.	Gilbert, AZ	Gilbert High / Northern Arizona
34	Matt MacLellan	F	6-9	Gr.	Gr.	Canton, MI	Plymouth High / Madonna

COACHING STAFF

Glenn & Stacey Murphy Men's Basketball Head Coach	Micah Shrewsberry	Hanover '99	3rd Season
Associate Head Coach	Kyle Getter	Hanover '01	3rd Season
Assistant Coach	Mike Farrelly	St. Joseph's '03	3rd Season
Assistant Coach	Ryan Owens	Southern Indiana '00	3rd Season
Assistant Coach	Tre Whitted	Marshall '07	3rd Season
Assistant Coach	Grady Eifert	Purdue '19	3rd Season
Director of Ops	Bo Waggoner	Penn St '20	1st Season
General Manager	Pat Garrity	Notre Dame '98	1st Season

PRONUNCIATION

Kebba Njie	Jai (think hi but with a J instead of a H)
Logan Imes	Think Dimes without 'D'
Brady Koehler	Kale-er
Tommy Ahneman	On-uh-men
Mike Farrelly	Fair-uh-lee

Team Information

CURRENT TEAM

Conference	Atlantic Coast
Home Arena (Capacity)	Purcell Pavilion (9,149)
Starters Returning/Lost	3/2
Total Returning/Lost	7/6
Newcomers	7

ND MEN'S BASKETBALL

First Season	1897
Full Seasons	121
All-Time Record	1982-1130-2 (.637)
NCAA Appearances/Record	37 / 41-42
First/Last NCAA Appearance	1953 / 2022
ACC Member	2013-14 - present
ACC Regular Season	104-122 (.458)
ACC Tournament	13-10 (.565)
ACC Tournament Championships	1 (2015)



2025-26 Notre Dame Men's Basketball

TEAM RANKINGS & NUMBERS

By the Numbers

37
NCAA
Tournament bids

1,982
Total Program Wins

4th
most 1,000-point
scorers amongst
all Division I
programs

AP Top 25
Week 3

USA Today Coaches
Week 3

67
Irish have gone on to play
in the NBA

AP Top 25				
RK	TEAM	REC	PTS	TREND
1	Purdue (44)	4-0	1502	↑1
2	Houston (12)	4-0	1457	↓1
3	UConn (2)	4-0	1389	-
4	Arizona (2)	4-0	1314	↑1
5	Duke (1)	4-0	1277	↓1
6	Louisville	4-0	1161	↑6
7	Michigan	3-0	1103	↓1
8	Illinois	4-0	1017	↑6
9	BYU	3-1	972	↓2
10	Florida	3-1	949	-
11	Alabama	2-1	928	↓3
12	Kentucky	3-1	798	↓3
13	Gonzaga	4-0	772	↑6
14	St. John's	2-1	732	↓1
15	Texas Tech	3-1	678	↓4
16	Iowa State	3-0	664	-
17	Michigan State	3-0	585	-
18	North Carolina	4-0	516	-
19	UCLA	3-1	423	↓4
20	Tennessee	3-0	416	-
21	Arkansas	3-1	247	-
22	Auburn	3-1	188	-
23	Wisconsin	3-0	180	↑1
24	Kansas	3-1	132	↑1
25	NC State	3-0	97	↑1

Others receiving votes: San Diego State 71, Indiana 65, Vanderbilt 57, Oregon 28, Ohio State 21, Georgetown 16, USC 16, Creighton 12, Baylor 11, Saint Mary's 8, Missouri 7, Mississippi State 5, Iowa 3, Utah State 2, Georgia 2, Kansas State 1, Virginia Tech 1, Virginia 1, Stanford 1

Dropped from rankings: Creighton 23

Coaches Poll				
RK	TEAM	REC	PTS	TREND
1	Purdue (20)	4-0	760	-
2	Houston (9)	4-0	747	-
3	UConn	4-0	705	-
4	Duke (2)	4-0	677	-
5	Arizona	4-0	625	↑1
6	Michigan	3-0	568	↓1
6	Louisville	4-0	568	↑6
8	Illinois	4-0	504	↑6
9	Florida	3-1	494	↑1
10	BYU	3-1	440	↓3
11	Alabama	2-1	404	↓2
12	Gonzaga	4-0	402	↑7
13	Kentucky	3-1	391	↓5
14	Iowa State	3-0	368	↑2
15	Texas Tech	3-1	353	↓4
16	St. John's	2-1	349	↓3
17	Tennessee	3-0	304	↑1
18	Michigan State	3-0	303	↓1
19	North Carolina	4-0	233	↑1
20	UCLA	3-1	173	↓5
21	Wisconsin	3-0	139	↑1
22	Arkansas	3-1	115	↓1
23	Kansas	3-1	86	↑1
24	Vanderbilt	4-0	64	↑2
25	Indiana	4-0	48	↑1

Others receiving votes: NC State 42, Auburn 37, Saint Mary's 27, Mississippi State 22, USC 20, San Diego State 20, Oregon 19, Baylor 16, Creighton 15, Virginia 14, Missouri 7, Georgetown 6, Iowa 5, Ohio State 4, Saint Louis 1

Dropped from rankings: Creighton 23, Auburn 25

#74	KenPom rating
62.5%	from three over the last 4 games for Braeden Shrewsberry
55.1%	returning scoring by percentage for ND. Leads all ACC schools for the 2nd straight year
40.5%	from three as a team - 26th in the country
36.4	points in the paint this season - opponents are averaging 21.6
32.0	bench points
31	career games with 20+ for Burton. 3 out 5 games this season.
18	wins away from 2,000 all-time in program history. Would become the 8th school to accomplish this feat
12.6	rpg for Towt - 4th in the country, 1st in the ACC
5-5	to start the season with double-digit rebounding games for Towt. Sets a conference era Irish record (1995-on)
5	Led at the half in all 5 games
4-2	record in OT games in the Shrews Era
4-0	at home this season
3	straight games in double figures for Haralson
3	Irish averaging double figures: Burton, Shrewsberry, Haralson
1st	time since the 2016-17 season that the Irish have opened the season with 3 straight 20+ point wins.

National Rankings

2025-26 Notre Dame Team Rankings					
Statistic	Nat'l Rank	Conf Rank	Value	Nat'l Leader	Value
Eff FG%	30	4	.590	Liberty	.699
FG%	39	3	.507	Iowa	.507
Rebound Margin	26	3	12.6	Tennessee	22.0
3PT FG%	26	2	.405	Miamio OH	.482

2025-26 Notre Dame Player Rankings				
Statistic	Player	Nat'l Rank	Conf Rank	Value
3PT FG%	Braeden Shrewsberry	20	3	.577
Rebounds	Carson Towt	5	1	63
Rebounds/Game	Carson Towt	4	1	12.6
Def Rebounds/Game	Carson Towt	13	3	8.0
Off Rebounds/Game	Carston Towt	10	1	4.6
Double-doubles	Carson Towt	33	5	2



ACC Stat Rankings

2025-26 Team ACC Rankings		
Team Stats	ACC Games	All Games
Scoring Offense		83.6 (14)
Scoring Defense		67.6 (9)
Scoring Margin		+16.0 (13)
FT Percentage		.697 (12)
FG Percentage		.507 (3)
FG Pct. Defense		.419 (15)
3-FG Percentage		.405 (2)
3-FG Pct. Defense		.307 (13)
Rebounding Off		39.2 (14)
Rebounding Def		26.6 (1)
Rebounding Margin		+12.6 (3)
Blocked Shots		1.2 (18)
Assists		13.0 (16)
Steals		5.6 (16)
Turnover Margin		-0.2 (17)
Assist/TO Ratio		1.03 (17)
Offensive Rebounds		12.2 (10)
Defensive Rebounds		27.0 (14)
3-FG Made		9.4 (7)

'25-26 ACC Player of the Week

[illegible]

'25-26 ACC Rookie of the Week

[illegible]

2025-26 Individual ACC Rankings			
Indiv. Leaders	Stat	ACC	All
Burton	PPG		19.4 (8)
	FT%		.900 (8)
Towt	Reb		12.6 (1)
	O-Reb		4.6 (1)
	D-Reb		8.0 (3)
Shrewsberry	3PT%		.577 (3)
	3PT/Game		3.0 (5)



2025-26 Notre Dame Men's Basketball
LINEUPS

Starting Lineups By Game

11.3 LIU Burton Shrewsberry Haralson Sundra Towt	12.10 IDAHO - - - - -	1.27 VIRGINIA - - - - -
11.7 DETROIT MERCY Burton Shrewsberry Mohammed Sundra Towt	12.13 EVANSVILLE - - - - -	1.31 SYRACUSE - - - - -
11.11 E. ILLINOIS Burton Shrewsberry Mohammed Sundra Towt	12.21 FORT WAYNE - - - - -	2.4 LOUISVILLE - - - - -
11.16 OHIO ST Burton Shrewsberry Mohammed Sundra Towt	12.30 STANFORD - - - - -	2.7 FLORIDA ST - - - - -
11.19 BELLARMINE Burton Shrewsberry Haralson Sundra Towt	1.2 CAL - - - - -	2.10 SMU - - - - -
11.24 KANSAS - - - - -	1.10 CLEMSON - - - - -	2.14 GEORGIA TECH - - - - -
11.25 RUTGERS - - - - -	1.13 MIAMI - - - - -	2.21 PITT - - - - -
11.26/27 TBD - - - - -	1.17 VIRGINIA TECH - - - - -	2.24 DUKE - - - - -
12.2 MISSOURI - - - - -	1.21 NORTH CAROLINA - - - - -	2.28 NC STATE - - - - -
12.5 TCU - - - - -	1.24 BOSTON COLLEGE - - - - -	3.4 STANFORD - - - - -

3.7 BOSTON COLLEGE

-
-
-
-
-

Starting Lineup by Player

Player	Games Started	
	This Season	Career
Carson Towt	5	125
Markus Burton	5	63
Braeden Shrewsberry	5	46
Garrett Sundra	5	5
Sir Mohammed	3	11
Jalen Haralson	2	2
Kebba Njie		83
Logan Imes		5

Record When Starting		
Player	2025-26	Irish Career
Burton	4-1	29-34
Shrewsberry	4-1	22-24
Towt	4-1	4-1
Sundra	4-1	4-1
Haralson	2-0	2-0
Mohammed	2-1	5-6
Njie		23-34
Imes		0-5



2025-26 Notre Dame Men's Basketball

NOTRE DAME'S RECORD WHEN

DAY OF THE WEEK

Sunday	0-1
Monday	1-0
Tuesday	1-0
Wednesday	1-0
Thursday	
Friday	1-0
Saturday	0-0

TIME OF GAME

Day Games (before 6pm local time)	0-1
Night Games (6pm or later local time)	4-0

LOCATION

Home Games	4-0
Road Games	0-1
Neutral Site	0-0

HALFTIME SCORE

Leading at the half	4-1
Tied at the half	0-0
Trailing at the half	0-0

INDIVIDUAL SCORING

Two or fewer double-figure scorers	0-0
Three double-figure scorers	2-1
Four double-figure scorers	1-0
Five or more double-figure scorers	1-0

REBOUNDING MARGIN

More rebounds than opponent	4-1
Same number of rebounds	0-0
Fewer rebounds than opponent	0-0

FIELD GOAL SHOOTING

Shot higher percentage than opponent	4-1
Shot same percentage as opponent	0-0
Shot lower percentage than opponent	0-0
Shot 45% or better	4-1
Shot less than 45%	0-0
Hold opponent under 40%	2-1

FREE-THROW MARGIN

Make more free-throws than opponent	4-0
Make same number of free-throws	0-0
Make fewer free-throws than opponent	0-1

TURNOVERS

Commit fewer turnovers	2-0
Commit same number of turnovers	0-0
Commit more turnovers	2-1
Single-digit turnovers	1-0

UNIFORM COMBINATIONS

White Notre Dame script	3-0
Navy Irish script	0-1
Green jerseys	0-0
Bend jerseys	1-0

MISCELLANEOUS

vs top-25	0-0
vs top-10	0-0
When ranked higher	0-0
When ranked lower	0-0
Both ranked	0-0
Both unranked	4-1
In overtime games	0-0

MARGIN OF VICTORY

1-5 points	0-1
6-10 points	1-0
11-15 points	0-0
16-20 points	1-0
21+ points	2-0

MONTH

November	4-1
December	0-0
January	0-0
February	0-0
March	0-0

Largest Halftime Lead

15 | LIU (40-25), 11/3

Largest Halftime Deficit

0 |

Largest Lead

36 | Detroit Mercy (8:08, 2H), 11/7

Largest Deficit

6 | at Ohio State (6:38, 2H), 11/16

Largest Deficit Overcome to Win

5 | Bellarmine (5:46, 1H), 11/19

Largest Lead Given Out in Loss

11 | at Ohio State (9:14, 1H), 11/16

Most Consecutive Points

12 | Bellarmine, 11/19

Most Consecutive Points (Opponent)

8 | at Ohio State, 11/16

Lowest Scoring Half

29 | at Ohio State, 2H, 11/16

Highest Scoring Half

58 | Detroit Mercy, 2H, 11/7





2025-26 Notre Dame Men's Basketball

LEADING THE IRISH

LEADING SCORERS

Burton	4
Shrewsberry	1

LEADING REBOUNDERS

Towt	5

LEADERS IN ASSISTS

Haralson	3
Towt	2
Shrewsberry	1
Imes	1
Mohammed	1
Burton	1

LEADERS IN DOUBLE-FIGURE POINTS

Player	2025-26	Career
Markus Burton	5	59
Braeden Shrewsberry	3	41
Jalen Haralson	3	3
Carson Towt	2	59
Cole Certa	2	3
Ryder Frost	2	2
Brady Koehler	1	1
Sir Mohammed	1	2
Kebba Njie		8
Garrett Sundra		2
Logan Imes		1

LEADERS IN DOUBLE-FIGURE REBOUNDS

Player	2025-26	Career
Towt	5	52
Njie		5

5-5-5 GAMES (AKA "STAT SHEET STUFFERS")

Player	2025-26	Career
Towt	1	19
Mohammed	1	1
Burton		6

DOUBLE-DOUBLES

Player	2025-26	Career
Towt	2	30
Njie		1

RUNS OF 10 OR BETTER

Opponents	0
Notre Dame	2

POINTS OFF TURNOVERS

	Total	Average
Notre Dame	92	18.4
Opponents	69	13.8

POINTS IN THE PAINT

	Total	Average
Notre Dame	182	36.4
Opponents	108	21.6

SECOND CHANCE POINTS

	Total	Average
Notre Dame	72	14.4
Opponents	25	5.0

FAST BREAK POINTS

	Total	Average
Notre Dame	52	10.4
Opponents	38	7.6

BENCH SCORING

	Total	Average
Notre Dame	160	32.0
Opponents	85	17.0




2025-26 Notre Dame Men's Basketball

NOTRE DAME SPECIALTY STATS

SEASON POINT TOTALS [ND/OPP]						
Date	Opponent	Off TO	Paint	2nd Ch	FBreak	Bench
11/3	LIU	21 / 14	26 / 24	21 / 12	9 / 12	52 / 19
11/7	Detroit Mercy	20 / 10	44 / 24	20 / 5	20 / 13	40 / 22
11/11	Eastern Illinois	21 / 9	38 / 18	17 / 4	7 / 3	25 / 6
11/16	@ Ohio St	15 / 19	38 / 18	2 / 2	3 / 0	17 / 6
11/19	Bellarmine	15 / 17	36 / 24	12 / 2	13 / 10	26 / 32
11/24	vs. Kansas					
11/25	vs. Rutgers					
11/26-27	vs. TBD					
12/2	Missouri					
12/5	@ TCU					
12/10	Idaho					
12/13	Evansville					
12/21	Purdue Fort Wayne					
12/30	@ Stanford					
1/2	@ Cal					
1/10	Clemson					
1/13	Miami					
1/17	@ Virginia Tech					
1/21	@ UNC					
1/24	Boston College					
1/27	Virginia					
1/31	@ Syracuse					
2/4	@ Louisville					
2/7	Florida St					
2/10	@ SMU					
2/14	Georgia Tech					
2/21	@ Pitt					
2/24	Duke					
2/28	NC State					
3/4	Stanford					
3/7	@ Boston College					



2025-26 Notre Dame Men's Basketball ARTICLES & STORIES



PLAYERS ERA 2.0

For the second straight year, Notre Dame will jet west for the Players Era Championship in Las Vegas. Feast Week provides a giant opportunity for a squad to build a resume that has March aspirations. The Fighting Irish will challenge Kansas on Monday, Nov. 24, at 3:30 p.m. ET, then Rutgers the next day at 1 p.m. Both games will be on TNT. The Irish will have a third game either on Wednesday or Thursday.

Notre Dame hasn't clashed against Kansas since January of 1988. Back then, the price of gas was \$0.95 per gallon; the No. 1 song in the country was The Way You Make Me Feel; the No. 1 movie was Three Men And A Baby. The Irish lead the overall series 9-3.

On Tuesday, Notre Dame can enact some revenge against Rutgers, as they meet the Scarlet Knights once again in Vegas. Last year, Matt Allocco forced overtime with a dramatic three and then put the team on his back in OT where he drained three more three-pointers in a 30-second span. He had a chance at the buzzer to win it, but it just rimmed out as the Irish fell, 84-85. Braeden Shrewsberry had 16 points in the match. Overall, ND leads the series still, 21-14.

FEED THE HOT HAND

Braeden Shrewsberry has been lights out over the last four games and has been one of the hottest shooters in the country from deep. The junior guard is 15-24 (.625) from three over the last four. He's now 57.7 percent from deep on the season which ranks 20th nationally and third in the ACC.

And get this - he boasts an effective

shooting percentage of 77.7 and a true shooting percentage of 78.1. Both rank in top-20.

GIVING ND A NEW LOOK

Jalen Haralson gives this Notre Dame offense a new and dangerous look. He's another ball handler who can attack the paint, or post up or get to the front of the rim. Plus, he takes pressure off Burton and gets him off the ball. He also provides length on the defensive end.

He's taking a three-game double digit scoring streak into Vegas. He's averaging 15.3 ppg in that span, shooting 60.7 percent.

Haralson is converting 76.5 percent of his shots around the rim and knocking down 59.4 percent from two overall.

REBOUNDING TRANSLATES

Coach after season opener:

"He's energy personified. There have been a ton of transfers that transferred up and there scoring output doesn't necessarily follow. Rebounding translates at every level. It's heart and it's effort. That's what he does."

As Coach Shrews alluded to, rebounding translates at every level. Last year's NCAA rebounding leader Carson Towt has been a high-level impact transfer from Northern Arizona. To start, he tied his career-high 19 rebounds in the win over LIU, which also set a new record for an Irish debut. He now has two double-doubles over the first five games.

More impressively, Towt has started the season with five straight games with

double-digit rebounds which has not been accomplished by an Irish player in the conference era (1995-present).

Towt's current rebounding rankings:

- 12.6 rpg ranks 4th nationally, 1st in the ACC
- 4.6 offensive rpg - 10th nationally, 1st in the ACC
- 8.0 defensive rpg - 13th nationally, 3rd in the ACC
- 1,130 career rebounds - leads all active players

Coach after OSU game:

"Carson is just max effort, man. He just plays really hard. His effort on the glass on both ends, his physicality. He's a big brother to these dudes. He's feeding their belief because of the energy and the confidence that he gives them."

NOTRE NOTABLES

- Burton posted three 20+ point performances over the first five games. He now has over 30 in his career.
- Burton is coming off his most efficient game, converting 10-13 from the field to finish with 25 points.
- Last time out - Certa was big off the bench with 12 points behind two triples and 6-6 from the free throw line.
- Certa is a perfect 10-10 from the FT line.
- Braeden Shrewsberry has an offensive rating of 152.1 which ranks 38th.
- Mohammed is converting 55.6 percent from two-point range.
- According to CBB Analytics, ND's offensive rating of 123.8 puts them 53rd



2025-26 Notre Dame Men's Basketball ARTICLES & STORIES

nationally.

- ND is averaging 32.0 points from its bench, which ranks 44th.
- ND is shooting 50.7 percent from the floor which ranks 39th nationally & 3rd in the ACC. They are converting 40.5 percent from three which ranks 26th in the country, 2nd in the ACC.
- For the first time since the 2016-17 season, the Fighting Irish opened the season with three straight 20+ point victories.
- Certa is converting 41.7 percent from beyond the arc, averaging 2.0 made three's per game.

A KEY FOR THE SEASON

Coach Shrewsberry stated during the preseason that if this program wanted to turn a corner, it had to be mentally tougher in close games down the stretch.

Last season, the Irish were involved in 14 games that finished by six points or less (two possessions). They went 7-7 in those games. They were 5-5 in one-possession games and 0-3 in games decided by one point.

At Ohio State, they had a lead as large as 11 in the first half; wound up down six late in the second half; battled back to go up one with two minutes remaining; had two chances to extend the lead after; another chance at the buzzer for the win; but ultimately fell 63-64.

"We're a good team and we were right there in a close game against a good team," said Braeden Shrewsberry. "We're angry right now, but we've got to build off the good things and get better at the bad things and come out and win the next close game. We gotta close it out and prove we're a different team."

THE POSITIVES FROM OSU

- The Irish defense did its part, limiting a hot-shooting OSU squad to 64 points, 31 below their early-season average
- Jalen Haralson attacked the rim at will, recording his second straight game in doubles figures with 13 points.
- Speaking of attacking the rim, 24 of Notre Dame's 34 first half points were scored in the paint.
- As alluded to earlier, the Irish fell down six points with 6:38 remaining in front of over 12,000 fans and fought to

reclaim the lead with two minutes left.

- Carson Towt continued to be a beast on the boards, grabbing 12.

IRISH DEPTH LEADS TO 3-0 START

Eleven different Irish scored in the season opener and in game two, six different Irish finished in double figures. The depth was on full display in week one. In game three, Coach Shrews found a lineup that clicked in the second half, dropping 47 points in that period to win by 20.

Game 1 - Burton popped off for 24 points as Cole Certa exploded onto the scene with 22 points behind six triples. Ryder Frost scored all 15 of his points in the second half.

Game 2 - Notre Dame recorded 19 assists on 36 made field goals. Carson Towt recorded his first double-double in an Irish uniform with 11 points and 10 rebounds. Sir Mohammed was the MVP with 10 points, six rebounds and a career high six assists. Brady Koehler netted his first game in double figures with 10 points.

Game 3 - Braeden Shrewsberry was 6-8 from three to total 18 total points. Jalen Haralson scored 13 of his 17 in the second half and finished the night a perfect 6-6 from the field. Burton led again with 21 points.

Coach Shrewsberry:

"We have 11 guys that are capable. Sometimes in practice you'll have separation, but there hasn't been much separation in practice. Every day a different player plays great and we have so many guys. So we don't have that 'ok you're doing this and this is your spot.' We have options now so we can keep mixing. If it's not your night, that's fine, we can go with someone else and that's ok. We are going to keep trying to press the right buttons."

PRESEASON ACCOLADES FOR BURTON

The collegiate landscape is starting to pick up on what Notre Dame fans already knew - Markus Burton is a special player. The junior guard picked up two major preseason accolades

- First Team Preseason All-ACC - last Irish player to garner Preseason First Team honors was senior forward John Mooney in 2019.

- Bob Cousy Award Watch List - recognizing the top-20 point guards in the country.
- Naismith Trophy Watch List
- Wooden Award Watch List

KNOW THE NAME - MARKUS BURTON

If you don't know the name Markus Burton, you should. The 6-0 junior guard, who is playing in front of his home town, recorded a sensational sophomore season and is poised to have an even bigger junior campaign.

Burton averaged 21.3 ppg last year, which ranks third nationally amongst returners.

1. PJ Haggerty, Kansas State - 21.7
2. Jaron Pierre Jr., SMU - 21.6
3. Markus Burton, ND - 21.3
4. Terrence Brown, Utah - 20.6
5. Nick Martinelli, NW - 20.5

The last Irish player to average 20+ points in a season was Luke Harangody (21.8 ppg) in the 2009-10 season.

Burton continued to write his name in different areas of the record book, alongside the all-time Irish greats. Here's one for example - Burton joined David Rivers as the only Irish players to average 20+ points and 3+ assists in a season. He averaged a team best 3.0 apg last season.

He averaged 23.5 ppg in conference play which led all ACC players. His 423 points in ACC play broke the program record he set his freshman season. He now boasts 722 career ACC points which already ranks him fifth all-time at ND.

MASTER OF THE MIDRANGE

Burton is most dangerous attacking the basket and utilizing his quickness. He shot 46.9 percent from two-point range last season. More specifically he was 44.6 percent from the midrange and 46.4 percent from the paint.

This season, Burton is driving and finding success in the paint where he has converted 60.0 percent (9-15).

And more likely than not, Burton will get fouled attacking the basket and last season he was the team's best free-throw shooter. He converted 84.8 percent from the stripe, which ranked 6th in the ACC.



2025-26 Notre Dame Men's Basketball ARTICLES & STORIES

This season, Burton is 27-30 from the stripe, as his 90.0 percent is a career best so far. Plus, that number ranks 8th in the ACC.

CORE NUCLEUS INTACT

For Notre Dame and Head Coach Micah Shrewsberry, retention and player development has been key. For the second consecutive year, the Fighting Irish return the highest scoring by percentage of any ACC school.

1. Notre Dame - 55.1%
2. Virginia Tech - 44.9%
3. BC 39.5%
4. SMU 39.2%
5. Stanford 39.2%

Leading those returners is one of the best backcourt duos in the ACC - junior guards Markus Burton and Braeden Shrewsberry. Approaching their third year together on the court, the duo combined for a league best 35.3 ppg.

EXHIBITION ROUND-UP

Notre Dame called up its old Big East foes and got battle tested before the 2025-26 campaign tipped off. The Irish first travelled to Hinkle Fieldhouse and took down Butler 77-76. Then the Irish hosted DePaul and incurred a 62-69 loss. A major standout in these October preseason bouts was sophomore guard Sir Mohammed who totaled 25 points over the two contests.

The Irish never trailed against Butler and led by as much as 16. Thirteen total Irish saw time on the floor and four finished in double figures.

If the stats officially counted, sophomore guard Cole Certa would have tied his career high of 12 points and set a new personal best for three-pointers made with four. Junior guard Markus Burton tied him for the team high with 12 points as well.

Sir Mohammed would have netted his second career double-digit scoring game as he finished with 10 points. He converted 2-of-3 from deep.

Freshman Brady Koehler also shone with 11 points on 4-of-8 shooting. Fellow freshman, Jalen Haralson, impressed with seven points and team highs in rebounds (6) and assists (4).

For DePaul, the Irish suffered from a cold 4-for-24 shooting start while the Blue Demons converted four triples in the first 10 minutes. The Irish fought back and claimed a second half lead but ultimately fell short down the final stretch.

It would have been a career-high night for sophomore guard Sir Mohammed. The Charlotte native dropped a team-best 15 points on 5-12 shooting. He also grabbed six rebounds, which would have tied his career best.

Another Irish standout tonight was guard Logan Imes. The junior recorded eight points on 3-3 shooting, which included two triples. Jalen Haralson supplied eight points on 4-9 shooting to go with his five boards. Burton joined Mohammed in double figures with 10 points, going 8-8 from the free-throw line.

HIGHEST RATED ND RECRUIT CLASS IN MODERN HISTORY TAKES THE FLOOR

When Micah Shrewsberry became the Glenn & Stacey Murphy Notre Dame Men's Basketball Head Coach he told fans to jump on now because the train was taking off. Said recruiting train built massive momentum that materialized in Notre Dame's highest-rated recruiting class in the modern era.

The class was ranked fourth in the nation by 247Sports, fifth by ESPN, fifth by Rivals and sixth by ON3. It's also the top-rated class in the state of Indiana; second overall in the ACC.

The class is comprised of Tommy Ahneman, Ryder Frost, Brady Koehler and Jalen Haralson - the latter (at the time of his signing) was the highest rated recruit for Notre Dame in the modern era.

Haralson became the 20th McDonald's All-American in program history and the first of the Shrews Era.

Frost was on Paul Biancardi's 2025 top shot-makers list. In 2024, he led the UA summer circuit in three-point percentage, converting 45.2 percent.

Koehler was a 2025 AP Indiana Boys Basketball All-State First Team selection. He attended Coach Shrews' high school

and averaged 16.3 points, 6.6 rebounds, 3.0 assists and 2.0 steals.

Ahneman was the top-ranked prospect in the state of Minnesota and led Cretin-Derham to a Class 4A Station runner-up finish as a senior. He averaged 16.3 points and 10.6 rebounds. Unfortunately, Ahneman is out indefinitely rehabbing his knee.

A PROGRAM OF PLAYER DEVELOPMENT

In the first note, we mentioned that Coach Shrews maintained his core nucleus, spearheaded by Markus and Braeden. In this section, we look at the other returners.

6-6 guard Sir Mohammed was slowed as a freshman as he worked through a lower-body injury. He ultimately played in 23 games, with eight starts, and shot 51.1 percent from two.

6-11 forward Garrett Sundra shot 53.3 percent from the field and 72.7 percent from two in 21 games. He was 8-of-20 (.400) from three-point range.

6-5 guard Cole Certa recorded a few clutch moments down the stretch of last season. In a 76-72 win over Pitt, Certa recorded all 12 of his points in the 2nd half but it all stemmed from a 125-second period in which he drained 3 triples. Then, down one with 18 seconds left vs. Stanford, Certa drained a corner three right in front his bench for the eventual 56-54 win.

Rounding out the returners are senior forward Kebba Njie and junior guard Logan Imes. Njie is the only player on the current roster to play four years under Coach Shrewsberry (freshman year at Penn State). Last season, Njie shot a career best 55.5 percent from the floor. Imes played in 26 games and shot 46.4 percent from two.

MORE ON BURTON

Burton was one just three high-major players to post both a usage rate above 30 percent and an assist rate above 20 percent - joining 2025 lottery picks Cooper Flagg and Jeremiah Fears. Additionally, he generated 34.1 points per 40 minutes, ranking in the 98th percentile nationally, according to CBB Analytics.

According to Bart Torvik's database, since the 2007-08 season, only 10-high major



2025-26 Notre Dame Men's Basketball

players listed at 6-feet tall or shorter have reached those benchmarks in a single season. Of that group, Burton is one of just four to hit those marks in multiple seasons - joining South Carolina's Devan Downey (2009-10), Louisville's Russ Smith (2012-13) and Marquette's Markus Howard (2019-20).

PAT GARRITY RETURNS TO ALMA MATER IN NEW ROLE

A Notre Dame basketball alumnus has returned home in a new role aimed at revolutionizing the operational aspect of Fighting Irish basketball. Back in May, Pat Garrity was named the Men's & Women's Basketball General Manager, along with serving as the primary sports administrator for the men's program.

Garrity will be tasked with developing long-term roster management strategies for both programs. He'll work to establish a clear vision in recruiting and the transfer portal, while working hand-in-hand with the NIL office on a financial asset allocation strategy.

As the sport administrator for the men's program, other key components of Garrity's role include, but aren't limited to, the development of annual strategic goals, team personnel management, budget analysis, revenue generation and fundraising, alumni relations and facility management.

Garrity graduated magna cum laude from Notre Dame in 1998 with a B.S. in Science Pre Professional Studies. On the court, he was just as successful - a three-time All-Big East selection, the 1997 Big East Player of

the Year, a 1998 Second Team All-American and a two-time First Team Academic All-American. Garrity finished with 2,085 career points, which still ranks fifth all-time.

He was selected 19th overall in the first round of the 1998 NBA draft by the Milwaukee Bucks and traded immediately to the Phoenix Suns. In the summer of 1999 he was traded to the Orlando Magic, competing for nine seasons before retiring in 2008. During this time, he also served as secretary/treasurer for the National Basketball Players Association for seven seasons.

In August of 2014 Garrity landed the role of Director of Strategic Planning for the Detroit Pistons. In the summer of 2016, Garrity was promoted to Assistant General Manager and held that position for four seasons before leaving the post in 2020.

SHREWS SUMMER RECAP

For the second straight summer, Coach Shrewsberry lent his expertise to USA Basketball. A year prior he won gold with the U18 Team in South America. This summer, he won gold with the U19 squad playing over in Switzerland.

Then in September, Coach Shrews was named to the NABC Board of Directors. Shrewsberry was one of nine head coaches selected by the organization joining Baylor head coach Scott Drew, North Georgia head coach Dan Evans, Yale head coach James Jones, Pomona-Pitzer head coach Charles Katsiaficas, Liberty head coach Ritchie McKay, Kentucky head coach Mark Pope, Duke head coach Jon Scheyer and Illinois

head coach Brad Underwood.

2025-26 SCHEDULE NOTES

Year three of the ACC/SEC Challenge is approaching and for the first time, Notre Dame men's basketball will get to host a challenge game inside Purcell Pavilion. The Fighting Irish will host the Missouri Tigers on Tuesday, Dec. 2. Notre Dame trails in the all-time series to Missouri, 2-7. The two programs have not clashed on the hardwood since Nov. 21, 2011. Mizzou has not visited South Bend since Jan. 12, 1994.

Thanksgiving week marks a return to the Players Era Men's Championship in Las Vegas. The Irish will clash with both Kansas and Rutgers with a third opponent TBD. ND and KU have not squared off since 1988.

The last road non-con will be a trip to TCU on December 5, beginning another home-and-home with the Horned Frogs returning the trip to Purcell for 2026-27. It'll be the program's first trip to Fort Worth with a 5-0 mark in the all-time series.

In terms of the ACC schedule - Notre Dame will kick things off with their first West Coast trip, taking on Stanford then Cal. The Irish will also make its first ACC trip to SMU on Feb. 10.

The Irish can receive a big home crowd boost with four of its last six inside Purcell Pavilion. Those home games include Georgia Tech, Duke, NC State and Stanford.

HASLAM METRICS ANALYSIS

NOTE: All data below reflects predicted performance against the "AO" (average opponent), a fictitious opponent who represents the average in every stat category. Hover over column headers or visit "ABOUT" page for an explanation of each measurement. Includes games through November 20, 2025. Data shown on this page is based on time-dependent ratings.

OFFENSE	Eff	FTAR	FT%	FGAR	FG%	3PAR	3P%	MRAR	MR%	NPAR	NP%	PPSt	PPSC	SCC%	%3PA	%MRA	%NPA	Prox
RATING:	114.58	30.95	69.30	87.87	46.36	32.57	35.77	23.73	41.44	31.57	60.98	11.02	15.90	7.60	37.07	27.01	35.93	2.01
RANK:	61 st	59 th	229 th	97 th	55 th	217 th	42 nd	69 th	28 th	216 th	81 st	294 th	96 th	26 th	242 nd	74 th	248 th	168 th

DEFENSE	Eff	FTAR	FT%	FGAR	FG%	3PAR	3P%	MRAR	MR%	NPAR	NP%	PPSt	PPSC	SCC%	%3PA	%MRA	%NPA	Prox
RATING:	104.71	26.70	--	86.74	42.17	35.69	32.93	24.58	37.79	26.47	58.69	12.61	12.39	3.82	41.15	28.34	30.52	2.11
RANK:	106 th	100 th	--	195 th	83 rd	292 nd	115 th	345 th	180 th	4 th	185 th	163 rd	20 th	3 rd	286 th	347 th	5 th	11 th

ANALYSIS:

Notre Dame has been extremely effective at times this year and should be regarded as a serious opponent. They are ranked #77 (out of 365) in the most recent Haslametrics ratings and have a record of 4-1. They are also ranked by this site as the #13 team (out of 18) in the ACC (average ranking 64.6).

Notre Dame succeeds primarily through their offense. They are ranked 61st in offensive efficiency and score in excess of 114 points every 100 possessions vs. AO. Notre Dame is one of the better teams in the country when it comes to converting scoring chances off of offensive rebounds. Against AO, the team successfully converts 7.6% of all second-chance opportunities (ranked 26th nationally). Notre Dame also has a keen ability to drain field goals between the three-point line and the low post. The squad is ranked 28th nationally in mid-range field goal percentage, making about 41.4% of their attempts from those locations vs. AO. The team will take a fair amount of shots from those in-between locations, too. Approximately 27.0% of their attempts vs. AO are of the mid-range variety, which puts the team in the top-75 in that category nationally.

Notre Dame plays at roughly the same level defensively as they do offensively. The team ranks 106th nationally in defensive efficiency, allowing about 105 points every 100 trips upcourt vs. AO. Notre Dame does a fantastic job to prevent opposing teams from capitalizing on chances from offensive rebounds. The squad allows AO to convert only 3.8% of all second-chance opportunities (ranked third in the NCAA), and with a rating of 12.39, they're 20th in potential points allowed off of the offensive glass as well.



2025-26 Notre Dame Men's Basketball

GAME BY GAME COMPARISON



2025-26 Notre Dame Men's Basketball Team Game-by-Game All games

Page 1/1
as of Nov 20, 2025

Opponent	Date	Score	Total		3-Pointers		Free throws		Rebounds											
			FG-FGA	PCT	3FG-3FGA	PCT	FT-FTA	PCT	OFF	DEF	TOT	AVG	PF	A	TO	BLK	STL	PTS	AVG	
LIU	11/03/2025	89-67	W	27-55	.491	14-27	.519	21-30	.700	17	28	45	45.0	24	15	19	1	7	89	89.0
Detroit Mercy	11/07/2025	102-70	W	36-69	.522	14-32	.438	16-22	.727	11	33	44	44.5	15	19	7	2	8	102	95.5
Eastern Ill.	11/11/2025	78-58	W	29-60	.483	9-28	.321	11-15	.733	17	23	40	43.0	15	13	10	1	4	78	89.7
at Ohio St.	11/16/2025	63-64	L	24-51	.471	3-10	.300	12-20	.600	7	29	36	41.3	21	8	13	1	6	63	83.0
Bellarmino	11/19/2025	86-79	W	28-49	.571	7-19	.368	23-32	.719	9	22	31	39.2	23	10	14	1	3	86	83.6
Total		418		144-284	.507	47-116	.405	83-119	.697	61	135	196	39.2	98	65	63	6	28	418	83.6
Opponents		338		114-272	.419	35-114	.307	75-103	.728	37	96	133	26.6	98	54	62	11	31	338	67.6

Notre Dame Averages

Games Played	Points/ game	FG Pct	3FG Pct	FT Pct	Rebounds/ game	Assists/ game	Turnovers/ game	Assist/Turnover ratio	Steals/ game	Blocks/ game
5	83.6	50.7	40.5	69.7	39.2	13.0	12.6	1.0	5.6	1.2



2025-26 Notre Dame Men's Basketball Opponents Game-by-Game All games

Page 1/1
as of Nov 20, 2025

Opponent	Date	Score		Total		3-Pointers		Free throws		Rebounds										
				FG-FGA	PCT	3FG-3FGA	PCT	FT-FTA	PCT	OFF	DEF	TOT	AVG	PF	A	TO	BLK	STL	PTS	AVG
LIU	11/03/2025	89-67	W	21-55	.382	6-18	.333	19-31	.613	14	17	31	31.0	22	12	15	3	10	67	67.0
Detroit Mercy	11/07/2025	102-70	W	28-67	.418	9-30	.300	5-10	.500	8	25	33	32.0	21	15	13	3	5	70	68.5
Eastern Ill.	11/11/2025	78-58	W	21-54	.389	6-21	.286	10-12	.833	9	15	24	29.3	17	8	11	1	2	58	65.0
at Ohio St.	11/16/2025	63-64	L	19-50	.380	7-23	.304	19-23	.826	4	24	28	29.0	16	12	10	4	6	64	64.8
Bellarmino	11/19/2025	86-79	W	25-46	.543	7-22	.318	22-27	.815	2	15	17	26.6	22	7	13	0	8	79	67.6
Total		338		114-272	.419	35-114	.307	75-103	.728	37	96	133	26.6	98	54	62	11	31	338	67.6
Notre Dame		418		144-284	.507	47-116	.405	83-119	.697	61	135	196	39.2	98	65	63	6	28	418	83.6

Opponents Averages

Games Played	Points/ game	FG Pct	3FG Pct	FT Pct	Rebounds/ game	Assists/ game	Turnovers/ game	Assist/Turnover ratio	Steals/ game	Blocks/ game
5	67.6	41.9	30.7	72.8	26.6	10.8	12.4	0.9	6.2	2.2



2025-26 Notre Dame Men's Basketball
SEASON STATS



2025-26 Notre Dame Men's Basketball
Combined Team Statistics
All games

Page 1/1
as of Nov 20, 2025

Game Records					Score by Periods			
Record	Overall	Home	Away	Neutral	Team	1st	2nd	OT
ALL GAMES	4-1	4-0	0-1	0-0	Notre Dame	186	232	0
CONFERENCE	0-0	0-0	0-0	0-0	Opponents	145	193	0
NON-CONFERENCE	4-1	4-0	0-1	0-0				

Team Box Score																								
No.	Player				Total		3-Point		F-Throw		Rebounds													
		GP-GS	MIN	AVG	FG-FGA	FG%	3FG-3FGA	3FG%	FT-FTA	FT%	OFF	DEF	TOT	AVG	PF	DQ	A	TO	BLK	STL	PTS	AVG		
3	BURTON, Markus	5-5	144:03	28.8	32-67	.478	6-17	.353	27-30	.900	1	6	7	1.4	17	0	11	12	1	8	97	19.4		
10	HARALSON, Jalen	4-2	94:15	23.6	19-35	.543	0-3	.000	12-19	.632	4	10	14	3.5	9	0	11	10	1	3	50	12.5		
11	SHREWSBERRY, Braeden	5-5	137:57	27.6	18-33	.545	15-26	.577	6-8	.750	0	13	13	2.6	5	0	8	4	1	3	57	11.4		
5	CERTA, Cole	5-0	82:10	16.4	10-26	.385	10-24	.417	10-10	1.000	3	3	6	1.2	5	0	4	4	0	0	40	8.0		
33	TOWT, Carson	5-5	132:33	26.5	16-28	.571	0-0	.000	6-13	.462	23	40	63	12.6	12	0	13	8	1	4	38	7.6		
7	FROST, Ryder	4-0	31:58	8.0	8-14	.571	6-12	.500	3-4	.750	1	4	5	1.3	2	0	1	1	0	1	25	6.3		
13	MOHAMMED, Sir	5-3	108:11	21.6	11-27	.407	1-8	.125	4-12	.333	4	10	14	2.8	11	0	11	8	0	3	27	5.4		
12	SUNDRA, Garrett	5-5	85:02	17.0	10-15	.667	4-8	.500	0-0	.000	5	10	15	3.0	12	0	1	3	0	2	24	4.8		
14	NJIE, Kebba	5-0	54:02	10.8	6-11	.545	0-1	.000	11-13	.846	6	13	19	3.8	10	0	0	4	1	0	23	4.6		
2	IMES, Logan	5-0	79:41	15.9	7-17	.412	3-11	.273	3-8	.375	2	9	11	2.2	6	0	3	3	0	4	20	4.0		
6	KOEHLER, Brady	5-0	43:52	8.8	6-10	.600	2-6	.333	1-2	.500	2	9	11	2.2	8	0	1	2	1	0	15	3.0		
0	STEVENS, Brady	1-0	03:08	3.1	1-1	1.000	0-0	.000	0-0	.000	0	0	0	0.0	0	0	0	0	0	0	2	2.0		
34	MACLELLAN, Matthew	1-0	03:08	3.1	0-0	.000	0-0	.000	0-0	.000	0	0	0	0.0	1	0	1	0	0	0	0	0.0		
Team											10	8	18					4						
Total		5	1000		144-284	.507	47-116	.405	83-119	.697	61	135	196	39.2	98	0	65	63	6	28	418	83.6		
Opponents		5	1000		114-272	.419	35-114	.307	75-103	.728	37	96	133	26.6	98	2	54	62	11	31	338	67.6		

Team Statistics

	ND	OPP
Scoring	418	338
Points per game	83.6	67.6
Scoring margin	+16.0	-
Field goals-att	144-284	114-272
Field goal pct	.507	.419
3 point fg-att	47-116	35-114
3-point FG pct	.405	.307
3-pt FG made per game	9.4	7.0
Free throws-att	83-119	75-103
Free throw pct	.697	.728
F-Throws made per game	16.6	15.0
Rebounds	196	133
Rebounds per game	39.2	26.6
Rebounding margin	+12.6	-
Assists	65	54
Assists per game	13.0	10.8
Turnovers	63	62
Turnovers per game	12.6	12.4
Turnover margin	-0.2	-
Assist/turnover ratio	1.0	0.9
Steals	28	31
Steals per game	5.6	6.2
Blocks	6	11
Blocks per game	1.2	2.2
Winning streak	1	-
Home win streak	4	-
Attendance	18813	12357
Home games-Avg/Game	4-4703	1-12357
Neutral site-Avg/Game	-	0-0

Team Results

Date	Opponent		Score	Att.
11/03/2025	LIU	W	89-67	3911
11/07/2025	Detroit Mercy	W	102-70	7608
11/11/2025	Eastern Ill.	W	78-58	3618
11/16/2025	at Ohio St.	L	63-64	12357
11/19/2025	Bellarmino	W	86-79	3676



2025-26 Notre Dame Men's Basketball NOTRE DAME HIGHS & LOWS

Notre Dame - Game Highs

POINTS	102		Detroit Mercy (11/07/2025)
	89		LIU (11/03/2025)
	86		Bellarmine (11/19/2025)
	78		Eastern Ill. (11/11/2025)
	63		at Ohio St. (11/16/2025)
FIELD GOALS MADE	36		Detroit Mercy (11/07/2025)
	29		Eastern Ill. (11/11/2025)
FIELD GOAL ATTEMPTS	69		Detroit Mercy (11/07/2025)
	60		Eastern Ill. (11/11/2025)
FIELD GOAL PERCENTAGE	.571	(28-49)	Bellarmine (11/19/2025)
	.522	(36-69)	Detroit Mercy (11/07/2025)
3 PT FG MADE	14		Detroit Mercy (11/07/2025)
	14		LIU (11/03/2025)
3 PT FG ATTEMPTS	32		Detroit Mercy (11/07/2025)
	28		Eastern Ill. (11/11/2025)
3 PT FG PERCENTAGE	.519	(14-27)	LIU (11/03/2025)
	.438	(14-32)	Detroit Mercy (11/07/2025)
FREE THROWS MADE	23		Bellarmine (11/19/2025)
	21		LIU (11/03/2025)
FREE THROW ATTEMPTS	32		Bellarmine (11/19/2025)
	30		LIU (11/03/2025)
FREE THROW PERCENTAGE	.733	(11-15)	Eastern Ill. (11/11/2025)
	.727	(16-22)	Detroit Mercy (11/07/2025)
REBOUNDS	45		LIU (11/03/2025)
	44		Detroit Mercy (11/07/2025)
ASSISTS	19		Detroit Mercy (11/07/2025)
	15		LIU (11/03/2025)
STEALS	8		Detroit Mercy (11/07/2025)
	7		LIU (11/03/2025)
BLOCKED SHOTS	2		Detroit Mercy (11/07/2025)
	1		Bellarmine (11/19/2025)
	1		at Ohio St. (11/16/2025)
	1		Eastern Ill. (11/11/2025)
	1		LIU (11/03/2025)
TURNOVERS	19		LIU (11/03/2025)
	14		Bellarmine (11/19/2025)
FOULS	24		LIU (11/03/2025)
	23		Bellarmine (11/19/2025)

Notre Dame - Game Lows

POINTS	63		at Ohio St. (11/16/2025)
	78		Eastern Ill. (11/11/2025)
	86		Bellarmine (11/19/2025)
	89		LIU (11/03/2025)
	102		Detroit Mercy (11/07/2025)
FIELD GOALS MADE	24		at Ohio St. (11/16/2025)
	27		LIU (11/03/2025)
FIELD GOAL ATTEMPTS	49		Bellarmine (11/19/2025)
	51		at Ohio St. (11/16/2025)
FIELD GOAL PERCENTAGE	.471	(24-51)	at Ohio St. (11/16/2025)
	.483	(29-60)	Eastern Ill. (11/11/2025)
3 PT FG MADE	3		at Ohio St. (11/16/2025)
	7		Bellarmine (11/19/2025)
3 PT FG ATTEMPTS	10		at Ohio St. (11/16/2025)
	19		Bellarmine (11/19/2025)
3 PT FG PERCENTAGE	.300	(3-10)	at Ohio St. (11/16/2025)
	.321	(9-28)	Eastern Ill. (11/11/2025)
FREE THROWS MADE	11		Eastern Ill. (11/11/2025)
	12		at Ohio St. (11/16/2025)
FREE THROW ATTEMPTS	15		Eastern Ill. (11/11/2025)
	20		at Ohio St. (11/16/2025)
FREE THROW PERCENTAGE	.600	(12-20)	at Ohio St. (11/16/2025)
	.700	(21-30)	LIU (11/03/2025)
REBOUNDS	31		Bellarmine (11/19/2025)
	36		at Ohio St. (11/16/2025)
ASSISTS	8		at Ohio St. (11/16/2025)
	10		Bellarmine (11/19/2025)
STEALS	3		Bellarmine (11/19/2025)
	4		Eastern Ill. (11/11/2025)
BLOCKED SHOTS	1		Bellarmine (11/19/2025)
	1		at Ohio St. (11/16/2025)
	1		Eastern Ill. (11/11/2025)
	1		LIU (11/03/2025)
TURNOVERS	7		Detroit Mercy (11/07/2025)
	10		Eastern Ill. (11/11/2025)
FOULS	15		Eastern Ill. (11/11/2025)
	15		Detroit Mercy (11/07/2025)



2025-26 Notre Dame Men's Basketball

OPPONENT HIGHS & LOWS

Opponent - Game Highs

POINTS	79	Bellarmine (11/19/2025)
	70	Detroit Mercy (11/07/2025)
	67	LIU (11/03/2025)
	64	at Ohio St. (11/16/2025)
	58	Eastern Ill. (11/11/2025)
FIELD GOALS MADE	28	Detroit Mercy (11/07/2025)
	25	Bellarmine (11/19/2025)
FIELD GOAL ATTEMPTS	67	Detroit Mercy (11/07/2025)
	55	LIU (11/03/2025)
FIELD GOAL PERCENTAGE	.543	Bellarmine (11/19/2025)
	.418	Detroit Mercy (11/07/2025)
3 PT FG MADE	9	Detroit Mercy (11/07/2025)
	7	Bellarmine (11/19/2025)
	7	at Ohio St. (11/16/2025)
3 PT FG ATTEMPTS	30	Detroit Mercy (11/07/2025)
	23	at Ohio St. (11/16/2025)
3 PT FG PERCENTAGE	.333	LIU (11/03/2025)
	.318	Bellarmine (11/19/2025)
FREE THROWS MADE	22	Bellarmine (11/19/2025)
	19	at Ohio St. (11/16/2025)
	19	LIU (11/03/2025)
FREE THROW ATTEMPTS	31	LIU (11/03/2025)
	27	Bellarmine (11/19/2025)
FREE THROW PERCENTAGE	.833	Eastern Ill. (11/11/2025)
	.826	at Ohio St. (11/16/2025)
REBOUNDS	33	Detroit Mercy (11/07/2025)
	31	LIU (11/03/2025)
ASSISTS	15	Detroit Mercy (11/07/2025)
	12	at Ohio St. (11/16/2025)
	12	LIU (11/03/2025)
STEALS	10	LIU (11/03/2025)
	8	Bellarmine (11/19/2025)
BLOCKED SHOTS	4	at Ohio St. (11/16/2025)
	3	Detroit Mercy (11/07/2025)
	3	LIU (11/03/2025)
TURNOVERS	15	LIU (11/03/2025)
	13	Bellarmine (11/19/2025)
	13	Detroit Mercy (11/07/2025)
FOULS	22	Bellarmine (11/19/2025)
	22	LIU (11/03/2025)

Opponent - Game Lows

POINTS	58	Eastern Ill. (11/11/2025)
	64	at Ohio St. (11/16/2025)
	67	LIU (11/03/2025)
	70	Detroit Mercy (11/07/2025)
	79	Bellarmine (11/19/2025)
FIELD GOALS MADE	19	at Ohio St. (11/16/2025)
	21	Eastern Ill. (11/11/2025)
FIELD GOAL ATTEMPTS	21	LIU (11/03/2025)
	46	Bellarmine (11/19/2025)
FIELD GOAL PERCENTAGE	.380	at Ohio St. (11/16/2025)
	.382	LIU (11/03/2025)
3 PT FG MADE	6	Eastern Ill. (11/11/2025)
	6	LIU (11/03/2025)
3 PT FG ATTEMPTS	18	LIU (11/03/2025)
	21	Eastern Ill. (11/11/2025)
3 PT FG PERCENTAGE	.286	Eastern Ill. (11/11/2025)
	.300	Detroit Mercy (11/07/2025)
FREE THROWS MADE	5	Detroit Mercy (11/07/2025)
	10	Eastern Ill. (11/11/2025)
FREE THROW ATTEMPTS	10	Detroit Mercy (11/07/2025)
	12	Eastern Ill. (11/11/2025)
FREE THROW PERCENTAGE	.500	Detroit Mercy (11/07/2025)
	.613	LIU (11/03/2025)
REBOUNDS	17	Bellarmine (11/19/2025)
	24	Eastern Ill. (11/11/2025)
ASSISTS	7	Bellarmine (11/19/2025)
	8	Eastern Ill. (11/11/2025)
STEALS	2	Eastern Ill. (11/11/2025)
	5	Detroit Mercy (11/07/2025)
BLOCKED SHOTS	0	Bellarmine (11/19/2025)
	1	Eastern Ill. (11/11/2025)
TURNOVERS	10	at Ohio St. (11/16/2025)
	11	Eastern Ill. (11/11/2025)
FOULS	16	at Ohio St. (11/16/2025)
	17	Eastern Ill. (11/11/2025)



2025-26 Notre Dame Men's Basketball

INDIVIDUAL HIGHS

Notre Dame - Individual Game Highs		
POINTS	25	Markus Burton vs Bellarmine (11/19/2025)
	24	Markus Burton vs LIU (11/03/2025)
	22	Cole Certa vs LIU (11/03/2025)
	21	Markus Burton vs Eastern Ill. (11/11/2025)
	19	Braeden Shrewsberry vs Detroit Mercy (11/07/2025)
FIELD GOALS MADE	10	Markus Burton vs Bellarmine (11/19/2025)
	8	Markus Burton vs Eastern Ill. (11/11/2025)
FIELD GOAL ATTEMPTS	19	Markus Burton vs Eastern Ill. (11/11/2025)
	14	Markus Burton at Ohio St. (11/16/2025)
FIELD GOAL PERCENTAGE (min 5 made)	1.000	Jalen Haralson vs Eastern Ill. (11/11/2025)
	.833 (5-6)	Ryder Frost vs LIU (11/03/2025)
3 PT FG MADE	6	Braeden Shrewsberry vs Eastern Ill. (11/11/2025)
	6	Cole Certa vs LIU (11/03/2025)
3 PT FG ATTEMPTS	9	Cole Certa vs LIU (11/03/2025)
	8	Braeden Shrewsberry vs Eastern Ill. (11/11/2025)
	8	Braeden Shrewsberry vs Detroit Mercy (11/07/2025)
3 PT FG PERCENTAGE (min 2 made)	.900 (4-5)	Ryder Frost vs LIU (11/03/2025)
	.750 (6-8)	Braeden Shrewsberry vs Eastern Ill. (11/11/2025)
FREE THROWS MADE	8	Markus Burton at Ohio St. (11/16/2025)
	8	Markus Burton vs LIU (11/03/2025)
FREE THROW ATTEMPTS	9	Jalen Haralson vs Bellarmine (11/19/2025)
	9	Markus Burton at Ohio St. (11/16/2025)
	9	Markus Burton vs LIU (11/03/2025)
FREE THROW PERCENTAGE (min 3 made)	1.000 (6-6)	Cole Certa vs Bellarmine (11/19/2025)
	1.000 (4-4)	Kebba Njie vs Bellarmine (11/19/2025)
	1.000 (4-4)	Markus Burton vs Eastern Ill. (11/11/2025)
	1.000 (4-4)	Braeden Shrewsberry vs Detroit Mercy (11/07/2025)
	1.000 (4-4)	Kebba Njie vs LIU (11/03/2025)
	1.000 (4-4)	Cole Certa vs LIU (11/03/2025)
	1.000 (3-3)	Markus Burton vs Bellarmine (11/19/2025)
	1.000 (3-3)	Jalen Haralson at Ohio St. (11/16/2025)
REBOUNDS	19	Carson Towt vs LIU (11/03/2025)
	12	Carson Towt at Ohio St. (11/16/2025)
ASSISTS	6	Sir Mohammed vs Detroit Mercy (11/07/2025)
	5	Jalen Haralson vs Bellarmine (11/19/2025)
	5	Carson Towt vs Detroit Mercy (11/07/2025)
STEALS	4	Markus Burton vs Detroit Mercy (11/07/2025)
	2	Sir Mohammed vs Bellarmine (11/19/2025)
	2	Jalen Haralson at Ohio St. (11/16/2025)
	2	Markus Burton vs Eastern Ill. (11/11/2025)
	2	Carson Towt vs LIU (11/03/2025)
	2	Logan Imes vs LIU (11/03/2025)
BLOCKED SHOTS	1	Braeden Shrewsberry vs Bellarmine (11/19/2025)
	1	Jalen Haralson at Ohio St. (11/16/2025)
	1	Markus Burton vs Eastern Ill. (11/11/2025)
	1	Kebba Njie vs Detroit Mercy (11/07/2025)
	1	Brady Koehler vs Detroit Mercy (11/07/2025)
	1	Carson Towt vs LIU (11/03/2025)
TURNOVERS	4	Markus Burton at Ohio St. (11/16/2025)
	4	Markus Burton vs LIU (11/03/2025)
	4	Jalen Haralson vs LIU (11/03/2025)

Opponent - Individual Game Highs

POINTS	24	Bruce Thornton at Ohio St. (11/16/2025)
	24	TJ Nadeau vs Detroit Mercy (11/07/2025)
	20	Kooper Jacobi vs Eastern Ill. (11/11/2025)
	18	Brian Waddell vs Bellarmine (11/19/2025)
	18	Christoph Tilly at Ohio St. (11/16/2025)
FIELD GOALS MADE	9	TJ Nadeau vs Detroit Mercy (11/07/2025)
	8	Bruce Thornton at Ohio St. (11/16/2025)
	8	Kooper Jacobi vs Eastern Ill. (11/11/2025)
FIELD GOAL ATTEMPTS	16	Kooper Jacobi vs Eastern Ill. (11/11/2025)
	15	Bruce Thornton at Ohio St. (11/16/2025)
FIELD GOAL PERCENTAGE (min 5 made)	.667 (6-9)	Jack Karasinski vs Bellarmine (11/19/2025)
	.643 (9-14)	TJ Nadeau vs Detroit Mercy (11/07/2025)
3 PT FG MADE	6	TJ Nadeau vs Detroit Mercy (11/07/2025)
	4	Bruce Thornton at Ohio St. (11/16/2025)
	4	Kooper Jacobi vs Eastern Ill. (11/11/2025)
3 PT FG ATTEMPTS	11	TJ Nadeau vs Detroit Mercy (11/07/2025)
	8	Kooper Jacobi vs Eastern Ill. (11/11/2025)
3 PT FG PERCENTAGE (min 2 made)	.571 (4-7)	Bruce Thornton at Ohio St. (11/16/2025)
	.545 (6-11)	TJ Nadeau vs Detroit Mercy (11/07/2025)
FREE THROWS MADE	10	Christoph Tilly at Ohio St. (11/16/2025)
	7	Michael Wilson Jr. vs Bellarmine (11/19/2025)
FREE THROW ATTEMPTS	13	Christoph Tilly at Ohio St. (11/16/2025)
	8	Michael Wilson Jr. vs Bellarmine (11/19/2025)
FREE THROW PERCENTAGE (min 3 made)	1.000 (6-6)	Preston Turner vs Eastern Ill. (11/11/2025)
	1.000 (4-4)	Bruce Thornton at Ohio St. (11/16/2025)
	1.000 (3-3)	Kenyon Goodin vs Bellarmine (11/19/2025)
	1.000 (3-3)	John Mobley Jr. at Ohio St. (11/16/2025)
REBOUNDS	7	Je'kel Cotton vs Detroit Mercy (11/07/2025)
	7	Keshawn Fisher vs Detroit Mercy (11/07/2025)
	7	Jomo Goings vs LIU (11/03/2025)
	7	Greg Gordon vs LIU (11/03/2025)
ASSISTS	7	Greg Gordon vs LIU (11/03/2025)
	6	Orlando Lovejoy vs Detroit Mercy (11/07/2025)
STEALS	4	Jomo Goings vs LIU (11/03/2025)
	4	Greg Gordon vs LIU (11/03/2025)
BLOCKED SHOTS	2	Christoph Tilly at Ohio St. (11/16/2025)
	2	Shadrak Lasu vs LIU (11/03/2025)
TURNOVERS	4	Brian Waddell vs Bellarmine (11/19/2025)
	4	Malik Olafoye vs Eastern Ill. (11/11/2025)
	4	Malachi Davis vs LIU (11/03/2025)
FOULS	5	Nate Johnson vs Detroit Mercy (11/07/2025)
	5	Malachi Davis vs LIU (11/03/2025)



2025-26 Notre Dame Men's Basketball

LAST TIME NOTRE DAME...

NOTRE DAME RECORDED A ...

	Score	Opponent	Date
1-Point win	55-54	vs. Pitt (ACC Tourney)	3/11/25
3 Consecutive 20-Point wins	89-67	LIU	11/3/25
	102-70	Detroit Mercy	11/7/25
	78-58	Eastern Illinois	11/11/25
30-Point win	102-70	Detroit Mercy	11/7/25
30-Point ACC win	90-56	Georgia Tech	2/26/22
40-Point win	92-49	Seattle	11/16/16
50-Point win	107-53	North Carolina A&T	12/4/16
30-Point loss	51-84	vs. #7 North Carolina	3/5/24
15-Point rally	93-89	at Duke	2/9/21
20-Point rally	71-65	vs. Virginia Tech (2nd half)	3/17/18
last-second shot win	89-87	vs. Rutgers (Atkinson Jr. lay up, 1.4)	3/16/22
last-10-second win	79-76	vs Radford (Ryan layup 9.5 sec)	11/10/22
overtime game	112-110	vs Cal (4OT)	3/8/25
multi-overtime game	112-110	vs Cal (4OT)	3/8/25
overtime victory	112-110	vs Cal (4OT)	3/8/25
5-game win streak	5 games	11/10/22 to 11/22/22	
10-game win streak	11 games	11/26/14 through 1/5/15	
15-game win streak	18 games	12/31/53 through 3/9/54	
5-game loss streak	5	11/22/24 through 12/3/24	

NOTRE DAME SHOT ...

	%	FGM-FGA	Opponent	Date
55% on FGs	.571	28-49	Bellarmine	11/19/25
55% on FGs, consecutive games	.552	32-58	at Duke	2/9/21
	.593	32-64	at Georgia Tech	2/6/21
60% on FGs	.615	32-52	at Syracuse	2/24/24
65% on FGs	.660	35-53	at Boston College	2/21/15
65% on FGs, first half	.696	16-23	Virginia	12/30/23
55% on 3FGs (10+ att)	.583	14-24	at #4 Duke	1/11/25
60% on 3FGs (10+ att)	.625	10-16	vs. Alabama	3/18/22
70% on 3FGs (10+ att)	.714	15-21	at Florida State	1/18/17
90% on FTs (10+ att)	.905	19-21	at #13/14 Clemson	2/26/25
100% on FTs (10+ att)	1.000	16-16	Virginia Tech	2/8/25

NOTRE DAME ...

	Pts	ND-Opp	Opponent	Date
Scored 100 points	102	102-70	Detroit Mercy	11/7/25
Scored 110 points	112	112-110 (4OT)	Cal	3/8/25
Scored 100 points on the road	103	103-84	at Providence	2/21/09
Scored 100 points at a neutral site	100	100-77	vs. Houston	3/12/78
Scored 100 points and lost	106	106-119	vs. Houston	3/20/71
Allowed 100 points	110	112-110 (4OT)	Cal	3/8/25
Scored less than 50 points	48	48-69	at Georgia	12/3/24
Allowed less than 40 points	39	82-39	Binghamton	11/14/14

Allowed less than 50 points	43	59-43	Jacksonville	12/27/22
	Stat	Md-Att	Opponent	Date
Made 40 FGs	41	41-59	Detroit Mercy	12/10/19
Made 15 or more 3FGs		15-37	at Syracuse	1/14/23
Made 15 or more 3FGs in consecutive games		20-39	Detroit Mercy	12/10/19
		15-39	UCLA	12/14/19
Made 10 3FGs in a half	.667	10-15	at Syracuse (2nd Half)	2/24/24
Made 20 3FGs	.513	20-39	Detroit Mercy	12/10/19
Made 30 free throws	94.7%	36-38	UIC	11/6/18
Had 15 or more assists in 1st half	15		at Syracuse	2/20/21
Had 15 or more assists in 2nd half	16		Detroit Mercy	12/10/19
Had 20 or more assists	20		at Georgetown	11/16/24
Had 25 or more assists	26		at Syracuse	1/4/20
Had 30 or more assists	33		Detroit Mercy	12/10/19
Had 15 offensive rebounds	17		LIU	11/3/25
Had 20 offensive rebounds	22		Marshall	11/15/19
Had 25 offensive rebounds	26		Louisville (2 OT)	1/16/18
Had 50 total rebounds	50		Cal	3/8/25
Doubled opponent rebounds	50/23		Stonehill	11/6/24
Allowed zero off rebounds	0		Bellarmine	12/23/20
Committed 5 turnovers or less	4		Wake Forest	2/4/23
Committed 25 turnovers	26		at Villanova	2/8/00
Forced 15 turnovers	18		Boston College	1/13/25
Forced 20 turnovers	21		Toledo (OT)	
Forced 25 turnovers	30		New Hampshire	11/16/01

NOTRE DAME ...

	Opponent	Date	Player	Stat
5 double-figure scorers	See 6			
6 double-figure scorers	Detroit Mercy	11/7/25	Carson Towt	11
			Markus Burton	13
			Braeden Shrewsbury	19
			Sir Mohammed	10
			Ryder Frost	10
			Brady Koehler	10
7 double-figure scorers	North Carolina A&T	12/4/16	V.J. Beachem	19
			Matt Ryan	17
			Matt Farrell	15
			Steve Vasturia	13
			T.J. Gibbs	12
			Rex Pflueger	10
			Bonzie Colson	10
4 players score 15 points	Ohio State	12/8/20	Prentiss Hubb	26
			Nate Laszewski	17
			Dane Goodwin	16
			Cormac Ryan	15
2 double-figure rebounders	See 3			
3 double-figure rebounders	at Boston College	1/15/24	Carey Booth	13
			Kebba Njie	10
			Julian Roper II	10



2025-26 Notre Dame Men's Basketball

LAST TIME NOTRE DAME...

2 players with 10 or more assists	Chicago State	11/26/12	Eric Atkins	11	15-19 rebounds	19	Carson Towt	LIU	11/3/25
			Jerian Grant	10	20+ rebounds	20	John Mooney	Clemson	3/6/19
3 players with 5 or more assists	Fairleigh Dickinson	11/26/29	T.J. Gibbs	5	a double-double off the bench	18 pts, 11 reb	J.R. Konieczny	vs Auburn	11/16/23
			Rex Pflueger	5					
			Prentiss Hubb	5					
2 players with double-doubles	at Georgia Tech	1/9/24	J.R. Konieczny	10 pts, 11 reb	consecutive	12 pts, 10 reb	J.R. Konieczny	at Miami	12/2/23
			Tae Davis	10 pts, 10 reb	double-doubles	19 pts, 10 reb		Western Michigan	12/5/23
3 players with double-doubles	High Point	11/16/21	Paul Atkinson Jr.	19 pts, 11 reb					
			Nate Laszewski	10 pts, 16 reb					
			Dane Goodwin	12 pts, 11 reb					
2 players with 5 or more 3FGM	at Syracuse	1/30/21	Prentiss Hubb	5-7					
			Cormac Ryan	5-6					
3 players with 3 or more 3FGM	at Louisville	1/22/22	Blake Wesley	3-4	12 consecutive	12	John Mooney	FDU, MD, BC, Det Mercy, UCLA, Indiana, AA&M, Syracuse, NC State, Lville, at GT, Syracuse	11/26/19 - 1/22/20
			Prentiss Hubb	3-5	a triple-double	24 pts, 11 ast, 11 stls	Chris Thomas &	New Hampshire	11/16/01
			Dane Goodwin	3-5	15+ point, 5+ assists, 5+ steals	18 pts, 5 ast, 5 stl	Markus Burton	Georgia Tech	2/14/24
			Trey Wertz	3-3	20+ points, 5+ rebounds, 5+ assists	24 pts, 10 reb, 5 ast	Matt Allocco	vs. Rutgers	11/26/24
2 30-point scorers	Villanova	2/28/11	Ben Hansbrough	30	20 pts, 10 reb	20 pts, 10 reb	Tae Davis	Dartmouth	12/11/24
			Tim Abromaitis	30	25 pts, 15 reb	28 pts, 16 reb	John Mooney	Marshall	11/15/19
2 20-point scorers	LIU	11/3/25	Cole Certa	22	20 pts, 20 reb	25 pts, 20 reb	Troy Murphy	at Seton Hall	1/8/01
			Markus Burton	24	20 pts, 10 ast	22 pts, 10 ast	Matt Farrell	vs. Purdue	12/17/16
3 20-point scorers	at Syracuse	1/4/20	John Mooney	28	10+ assists	10	Prentiss Hubb	Syracuse	2/23/22
			Prentiss Hubb	22	5-9 blocks	5	Juwan Durham	Alabama A&M	12/29/19
			T.J. Gibbs	21	10+ blocks	11	Jordan Cornette	Belmont	11/17/02
A player ejected	at Boston College	2/12/25	Julian Roper II		5-9 steals	5	Julian Roper II	North Dakota	11/19/24
A coach ejected	at Syracuse	1/18/25	Micah Shrewsberry		10+ steals	11	Chris Thomas	New Hampshire	11/16/01
					10+ offensive rebounds	11	Martinas Geben #	Louisville (20T)	1/13/16
9 different players with a three-pointer	Maryland Eastern Shore	11/22/23			6 3FGs	6-8	Braeden Shrewsberry	Eastern Illinois	11/11/25
					7 3FGs	7-11	Braeden Shrewsberry	at Louisville	2/21/24
					8 3FGs	8-15	Colin Falls	vs. Syracuse	3/8/07
					9 3FGs	9-13	Tim Abromaitis	Villanova	2/28/11
					10 3FGs	10-12	Matt Farrell	at Boston College	2/17/18

AN OPPOSING PLAYER HAD ...

Stat	Player	Opponent	Date	Stat	Player	Opponent	Date
25+ points	See 35+			5 consecutive 3FGs without a miss	5	Braeden Shrewsberry	Eastern Illinois
30+ points	See 35+			9 consecutive 3FGs without a miss	9-9	Matt Farrell	at Boston College
35+ points	36	Jeremiah Wilkinson	Cal				
40+ points	42	Cooper Flagg	at #4 Duke				
45+ points	46	Jerome Robinson	Boston College				
50+ points	52	Marshon Brooks	Providence				
15 rebounds	16	Matthew Cleveland	Florida State				
20 rebounds	22	DeJuan Blair	Pittsburgh				
2 players w/ double-double	16 points, 11 reb	Armando Bacot	North Carolina				
	11 points, 10 reb	Pete Nance					
a triple-double	18 pts, 10 reb, 13 ast	Marcus Williams	Connecticut				
20 pts, 10 reb	20 pts, 10 reb	Maxime Raynaud	Stanford				
20 pts, 20 reb	23 pts, 22 reb	DeJuan Blair	Pittsburgh				
6+ 3FGs	6	TJ Nadeau	Detroit Mercy				
10 assists	10	Elliot Cadeau	UNC				
10 blocks	10	Hasheem Thabeet	Connecticut				
10 steals	11	Mark Macon	Temple				
	11	Armando Bacot					
3 players w/ double-digit reb.	10	Pete Nance	North Carolina				
	11	Leaky Black					
	14	Mady Sissoko					
5 players with double-digit points	36	Jeremiah Wilkinson	Cal				
	21	Andrej Stojakovic					
	11	Jovan Blacksher Jr					
	15	DJ Campbell					

AN IRISH PLAYER HAD ...

Stat	Player	Opponent	Date
20 or more pts in a half	22 (1st)	Markus Burton	at Syracuse
20 or more pts in 1st half	22	Markus Burton	at Syracuse
20 or more pts in 2nd half	22	Tae Davis	at Georgia Tech
30-39 points	See 40		
40-49 points	43	Markus Burton	Cal
50+ points	52	Austin Carr	vs. TCU



2025-26 Notre Dame Men's Basketball

GAME	5	#24 KANSAS
		NOTRE DAME
		Nov. 24, 2025 MGM Grand Garden Arena (Las Vegas)

GAME	6	RUTGERS
		NOTRE DAME
		Nov. 25, 2025 MGM Grand Garden Arena (Las Vegas)

GAME	7	TBD
		NOTRE DAME
		Nov. 26, 2025 MGM Grand Garden Arena (Las Vegas)

GAME	8	MISSOURI
		NOTRE DAME
		Dec. 2, 2025 Purcell Pavilion (South Bend, IN)



2025-26 Notre Dame Men's Basketball

GLENN & STACEY MURPHY HEAD COACH



MICAH SHREWSBERRY GLENN & STACEY MURPHY HEAD COACH

@Coach_Shrews

3rd Season at Notre Dame 5th as a Head Coach at the DI Level

On March 24, 2023, an Indiana native came home to kickstart a new era of Notre Dame men's basketball. Vice President and James E. Rohr Notre Dame Director of Athletics Jack Swarbrick announced Micah Shrewsberry as the 18th head coach in Fighting Irish men's basketball history.

Shrewsberry brought a wealth of experience and success to the helm of the Notre Dame program. All-in-all he's coached in six NCAA Tournaments, two NCAA Final Fours, five NBA Playoffs and two NBA Conference Finals - in addition to coaching all-NBA honorees Jayson Tatum and Jaylen Brown.

Coach Shrewsberry is now hard at work prepping for year three at the helm of the program ahead of the 2025-26 season.

Year Two with the Irish (2024-25)

A year of 'what could have been' as several key injuries kept the team from achieving its fullest potential. Over the course of the season, guards Markus Burton, Braeden Shrewsberry, Matt Allocco and Sir Mohammed all missed significant time. With that said, the Irish finished 15-18 overall and 8-12 in ACC play, once again obtaining the No. 12 seed in the ACC Tournament.

Coach Shrewsberry's core nucleus of players made tremendous strides in year two. Markus Burton solidified himself as an elite guard in the league, earning Second Team honors. Burton led the league in scoring, averaging 23.5 ppg over ACC play. He averaged 21.3 ppg overall which ranked fifth nationally. He joined Irish legend David Rivers as the only two players in program history to average 20+ points and 3+ assists in a season. He also became the seventh fastest player in program history to reach 1,000 career points.

As Braeden Shrewsberry upped his average to 14.0 ppg, Notre Dame boasted the best scoring guard duo in the ACC, topping Duke's Cooper Flagg and Kon Knueppel. Due to the core nucleus, Notre Dame's KenPom offensive efficiency jumped 139 spots from the year prior to 95. The offense, which averaged 64.0 ppg in 2023-24, leaped up to 72.6 ppg in 2024-25.

Despite the roller-coaster season, there were several memorable moments along the way, including Coach Shrews delivering the program's first ever win in Charlottesville against Virginia. How about the Irish recording a 14-point comeback at Boston College, the largest comeback in Coach

Shrewsberry's tenure? How about freshman guard Cole Certa burying a corner three in the final seconds for a 56-54 win over Stanford? How about the four-overtime thriller in the 112-110 win over Cal that saw Burton go off for 43 points? After that victory, Coach Shrews improved to 4-2 in overtime games in his two years in South Bend.

Now, Notre Dame maintained a bulk of its core ahead of the 2025-26 season and will inject a very talented freshman class of Tommy Ahneman, Ryder Frost, Jalen Haralson and Brady Koehler. Back in November of 2024, Coach Shrewsberry and his staff signed these four young men and inked the program's highest ever rated recruiting class in the modern era - a consensus top-10.

Last but not least, the summer of 2024 witnessed Shrewsberry winning a gold medal at the FIBA U18 Americup as an assistant coach with the U.S. U18 team. He'll rejoin the same coaching staff to mentor the US U19 squad at the 2025 FIBA U19 World Cup in June of 2025.

Year One with the Irish (2023-24)

Coach Shrewsberry achieved two of his priorities in the 2023-24 season: establish the right culture at Notre Dame and have the team playing its best basketball at the end of the season. It was a program that returned 1.6% of its scoring and was projected to finish dead last in the ACC. The young Irish team came together and doubled its ACC win total from the year prior, finishing 7-13 in league play. Coach Shrewsberry even received several votes for ACC Coach of the Year. Notre Dame finished with a 13-20 overall record and won one game (First Round vs. Georgia Tech) in the ACC Tournament.

The first key moment of the season included an emphatic 76-54 win over Virginia. What Shrews' crew accomplished had never been done by an Irish team against the Cavaliers ... ever ... it was the largest margin of victory against UVA in the all-time series. In addition, the 76 points were the most scored by an Irish squad against the Cavaliers in regulation in program history. Furthermore, right after the Virginia contest, the Irish almost pulled off the upset to two teams who made the Elite Eight in NC State and Duke.

Next, the Irish bonded together by winning five of six during the final portion of the regular season, which included the final four at home (Georgia Tech, Virginia Tech, Wake Forest, Clemson). From Feb. 1 to March 1, Notre Dame was the biggest mover in kenpom AdjEM across the Power-Five conferences. Another fun stat when the first NET rankings came on Dec. 4, the Irish were 238. On March 10, the Irish were up to 126.

An early Coach Shrewsberry stamp on the program was the defensive intensity. Notre Dame scoring defense of 67.2 finished with a national ranking of 49th in the country, plus 3rd in the ACC. According to KenPom, Notre Dame's defensive efficiency ranked 39th nationally. In ACC play, Notre Dame ranked 2nd in scoring defense (66.4) and 2nd in field goal percentage defense (.417). Of the 20 ACC games - all but three (Virginia Tech on March 9, UNC on March 5 & Syracuse on Feb. 24) were held under their season average, with Miami, Duke and Louisville each held to season-low point totals.



Lastly - two freshman guards flourished under Coach Shrewsberry in Markus Burton and Braeden Shrewsberry. Burton became the program's first ACC Rookie of the Year. He also broke the program freshman scoring record after dropping 577 points. Burton averaged 17.5 points both on the season and in league play, leading the Irish. Shrewsberry was the lone other Irish to finish in double figures, averaging 10.2 points on the year and 11.3 points in ACC play. With that said, Burton and Shrewsberry became the 9th ACC freshmen duo in league history to rank No. 1 and No. 2 for their team in scoring, proving the future is bright in South Bend.

Prior to Notre Dame

Prior to Notre Dame, Shrewsberry produced a historic turnaround as the head coach at Penn State. After a 14-17 first season, Shrewsberry produced a 23-14 mark in 2022-23, just the 12th 20-win season in the 127-year history of Penn State basketball. Furthermore, he collected more Big Ten wins (17) in his first two seasons than any other Penn State head coach.

Shrewsberry certainly captured the nation's attention in late February and into March, going 9-3 over their last 12 games. Shrewsberry then made plenty of noise in the 2023 Big Ten Tournament in Chicago, defeating No. 7 Illinois, No. 2 Northwestern and No. 3 Indiana to reach the championship game as the No. 10 seed. It marked the program's second-ever Big Ten title game appearance. Penn State was just the third double-digit seed to reach the Big Ten Tournament championship game and the first since 2008.

The Nittany Lions then made their first appearance in the NCAA Tournament since 2011. In the first round, Shrewsberry and the Nittany Lions knocked off No. 7 seed and SEC Tournament runner-up Texas A&M, winning the program's first NCAA Tournament game since 2001.

In year one at Penn State, Shrewsberry engineered the Big Ten's best scoring defense and guided the squad to their best defensive season (65.0 points allowed per game) in 11 years. The Nittany Lions advanced to the quarterfinal round of the Big Ten Tournament after winning two postseason games, making Shrewsberry one of just two first-year Big Ten coaches since 2008 to win two Big Ten Tournament games.

Recruiting-wise, Shrewsberry made an instant splash in Happy Valley. In his first year, Shrewsberry signed the highest-ranked recruiting class in program history, a consensus top-30 class. A year later, he signed his second-straight top-30 recruiting class, marking the first time in program history that the Nittany Lions had signed back-to-back top-30 recruiting classes.

Development-wise, Shrewsberry proved himself there as well, turning Jalen Pickett and Seth Lundy into 2nd Round NBA Draft picks. It marked the first time in program history that two Nittany Lions were selected.



2025-26 Notre Dame Men's Basketball



Statistically speaking, the 2022-23 squad set the BIG and Penn State single-season team record for three-pointers made in a season with 385. The Nittany Lions compiled a total of five top-15 national statistical rankings. In addition, Shrewsberry tutored an Associated Press All-American in Jalen Pickett and a total of three All-Big Ten players during the 2022-23 season.

Prior to his time with Penn State, Shrewsberry experienced two separate stints at Purdue – one as assistant coach from 2011-13 and another as associate head coach from 2019-21. Highlights include the 2020-21 season, in which Shrewsberry helped lead the Boilermakers to a 13-6 fourth-place finish in the Big Ten and an 18-10 overall mark, culminating in an NCAA Tournament at-large bid. Trevion Williams claimed first-team All-Big Ten honors, while Zach Edey and Jaden Ivey were All-Freshman Team selections. Shrewsberry played a major role in recruiting Ivey, who grew up in South Bend and is the son of Karen and Kevin Keyes Family Head Women's Basketball Coach Niele Ivey.

Another highlight from his time in West Lafayette includes the 2011-12 squad that produced a 22-13 record and reached the second round of the NCAA Tournament. Under Shrewsberry, Terone Johnson was one of the most improved players in the BIG, netting accolades from conference and national entities.

In between his Purdue stints, Shrewsberry spent six seasons (2013-19) with the NBA's Boston Celtics as an assistant coach under Brad Stevens. During his tenure, the Celtics reached the playoffs in five consecutive seasons, including back-to-back appearances in the Eastern Conference Finals in 2017 and 2018.

Shrewsberry played a key role in the development of current NBA stars Brown and Tatum, who were the No. 3 picks in the 2016 and 2017 NBA Drafts, respectively. Tatum was an NBA All-Rookie Team first-team selection, while Brown earned second-team All-Rookie honors.

The Brad Stevens connection was previously made at Butler University, where Shrewsberry spent one year as the director of operations then three as an assistant coach. With Shrewsberry on the sidelines, the Bulldogs compiled an 87-21 record, won two Horizon League regular-season championships and two Horizon League Tournament titles and made three NCAA Tournament appearances – which included back-to-back runs to the national championship game in 2010 and 2011.

Also at Butler, he aided in the development of Gordon Hayward, who was the 2009 Horizon League Newcomer of the Year, the 2010 Horizon League Player of the Year and a 2010 Final Four All-Tournament Team selection. Hayward was the ninth overall pick in the 2010 NBA Draft by the Utah Jazz.

Continuing on Shrewsberry's basketball journey, he spent time as the director of basketball operations at Marshall University (2003-05) and an assistant coach at DePauw University (2001-03) and Wabash College (2000-01). At DePauw, Shrewsberry led the Tigers to a 42-12 record with a pair of conference championships.

Shrewsberry was also the first men's basketball head coach at Indiana University South Bend. Shrewsberry started his coaching career as a graduate assistant at the University of Indianapolis in 1999-2000.

An Indianapolis area native, Shrewsberry earned his bachelor's degree from Hanover College in 1999 and a master's degree from Indiana State in 2003. As a player at Hanover, Shrewsberry was a three-year starting guard and team tri-captain.

He and his wife, Molly, have four children, Braeden, Nicholas, Caitlin and Grace.



BRADY STEVENS
SOPHOMORE | GUARD

@_bradystevens @_BradyStevens

Height	6-4
Eligibility	Freshman
Hometown	Boston, MA
Previous	Wellesley High

Season Highs

Pts	2 vs Detroit Mercy, 11/7/25
Rebs	
FGM	1 vs Detroit Mercy, 11/7/25
FGA	1 vs Detroit Mercy, 11/7/25
3FGM	
3FGA	
FTM	
FTA	
Ast	
Blk	
Stl	

Double Figure Scoring	0
20+ Point Games	0
Double-Figure Rebounds	0
Double-Doubles	0

Career Highs

Pts	2 vs Detroit Mercy, 11/7/25
Rebs	
FGM	1 vs Detroit Mercy, 11/7/25
FGA	1 vs Detroit Mercy, 11/7/25
3FGM	
3FGA	
FTM	
FTA	
Ast	
Blk	
Stl	

Double Figure Scoring	0
20+ Point Games	0
Double-Figure Rebounds	0
Double-Doubles	0

2025-26 GAME-BY-GAME

Opponent	Date	GS	MIN	Total		3-Pointers		Free throws		Rebounds				PF	A	TO	BLK	STL	PTS	AVG
				FG-FGA	PCT	3FG-3FGA	PCT	FT-FTA	PCT	OFF	DEF	TOT	AVG							
Detroit Mercy	11/07/2025		03:08	1-1	1.000	0-0	.000	0-0	.000	0	0	0	0.0	0	0	0	0	0	2	2.0
Totals		0	03:08	1-1	1.000	0-0	.000	0-0	.000	0	0	0	0.0	0	0	0	0	0	2	2.0

Player Averages

Games Played	Minutes/ game	Points/ game	FG Pct	3FG Pct	FT Pct	Rebounds/ game	Assists/ game	Turnovers/ game	Assist/Turnover ratio	Steals/ game	Blocks/ game
1	3.1	2.0	100.0	0.0	0.0	0.0	0.0	0.0	0.0	0.0	0.0

Sophomore Season (2025-26)

- Recorded his first collegiate basket (the 100th point of the game in fact) in the win over Detroit Mercy

Freshman Season (2024-25)

- Did not see game action

Prep Recap

Attended Wellesley High

Three-time First Team All-Conference selection

Two career MIAA playoff wins

Scored over 1,000 career points – second most in school history – in only 72 career games

Top-three scoring performances in school history – 41, 37, 34

Averaged 23.1 points, 3.4 assists and 6.2 rebounds as a senior

Prep career highlight – scored 37 points and led his team to a playoff win vs. Doherty Memorial as a junior

Played in the Middlesex Magic program from 2019-22

Was the 2022 16U UAA Spring Champs

Played in the NY Renaissance EYBL program in 2023

Father, Brad Stevens, is President of Basketball Operations with the Boston Celtics. Mother, Tracy Stevens, played soccer at Depauw

CAREER STATS

			Field Goals			3-Point		F-Throws		Rebounds								Scoring		
SEASON	TEAM	GP-GS	MIN/AVG	FG-FGA	FG%	3FG-3FGA	3FG%	FT-FTA	FT%	OFF	DEF	TOT	AVG	PF-FO	A	TO	BLK	STL	PTS	AVG
2025-26	ND	1-0	3/3.1	1-1	1.000	0-0	.000	0-0	.000	0	0	0	0.0	0-0	0	0	0	0	2	2.0
TOTAL		1-0	3/3.1	1-1	1.000	0-0	.000	0-0	.000	0	0	0	0.0	0-0	0	0	0	0	2	2.0



2

LOGAN IMES
JUNIOR | GUARD

@logan_im	@ImesLogan
Height	6-4
Eligibility	Junior
Hometown	Zionsville, IN
Previous	Zionsville High

Season Highs

Pts	6, 2x	last vs Bellarmine, 11/19/25
Rebs	5	vs Detroit Mercy, 11/7/25
FGM	2, 3x	last vs Bellarmine, 11/19/25
FGA	7	vs Eastern Illinois, 11/11/25
3FGM	1, 3x	last vs Bellarmine, 11/19/25
3FGA	6	vs Eastern Illinois, 11/11/25
FTM	1, 3x	last vs Bellarmine, 11/19/25
FTA	4	vs LIU, 11/3/25
Ast	3	vs LIU, 11/3/25
Blk		
Stl	2	vs LIU, 11/3/25

Double Figure Scoring	1
20+ Point Games	0
Double-Figure Rebounds	0
Double-Doubles	0

Career Highs

Pts	11	vs Le Moyne, 12/22/24
Rebs	6	at Pitt, 2/3/24
FGM	3, 3x	last vs Le Moyne, 12/22/24
FGA	7, 2x	last vs Eastern Illinois, 11/11/25
3FGM	2	vs Rutgers, 11/26/24
3FGA	6	vs Eastern Illinois, 11/11/25
FTM	5	vs Dartmouth, 12/22/24
FTA	6	last vs Dartmouth, 12/22/24
Ast	4, 2x	last vs. Le Moyne, 12/22/24
Blk	1, 6x	last vs UNC, 3/12/25
Stl	2, 5x	last vs LIU, 11/3/25

Double Figure Scoring	1
20+ Point Games	0
Double-Figure Rebounds	0
Double-Doubles	0

Junior Season (2025-26)

- Averaging 14.0 minutes per game, coming off the bench to relieve Burton and get the ball up the floor.
- Individual 6-0 run in 2nd half of Bellarmine win.
- Shooting 66.7% from two.
- 6 pts & 5 reb in win over Detroit Mercy.
- Co-team best 3 assists in the opening win over LIU. Also tied his personal best of 2 steals.

Sophomore Season (2024-25)

- Played in 26-of-33 games, averaging 9.2 min.
- Shot 46.4% from two-point range.
- 5 points on 2-3 shooting at #13 Clemson on Feb. 26.
- 6 points vs. SMU on Feb. 19. Tied his career high of 2 steals.
- Standout game was Le Moyne on Dec. 22. Imes recorded a career high 11 points on 3-5 shooting, plus 5-6 from the free-throw line. He also tied his career high in assists (4) and steals (2).
- Started twice in Las Vegas in place of the injured Markus Burton. Players Era 3-game Stats -- 13 PTS (4.3 ppg); 5-13 FG (38.5); 2-6 3PT (33.3); 9 REB; 4 AST.
- Played a career high 35 minutes against Rutgers after Burton went down. Drained a career best two triples to tie his career high of eight points.

2025-26 GAME-BY-GAME																			
Opponent	Date	GS	MIN	Total		3-Pointers		Free throws		Rebounds				PF	A	TO	BLK	STL	PTS
				FG-FGA	PCT	3FG-3FGA	PCT	FT-FTA	PCT	OFF	DEF	TOT	AVG						
LIU	11/03/2025		20:13	0-0	.000	0-0	.000	1-4	.250	1	2	3	3.0	2	3	2	0	2	1
Detroit Mercy	11/07/2025		19:56	2-6	.333	1-3	.333	1-2	.500	1	4	5	4.0	0	0	0	0	1	6
Eastern Ill.	11/11/2025		16:50	2-7	.286	1-6	.167	0-0	.000	0	1	1	3.0	1	0	0	0	0	5
at Ohio St.	11/16/2025		10:10	1-1	1.000	0-0	.000	0-0	.000	0	0	0	2.3	2	0	1	0	1	2
Bellarmine	11/19/2025		12:32	2-3	.667	1-2	.500	1-2	.500	0	2	2	2.2	1	0	0	0	0	6
Totals		0	79:41	7-17	.412	3-11	.273	3-8	.375	2	9	11	2.2	6	3	3	0	4	20

Player Averages

Games Played	Minutes/game	Points/game	FG Pct	3FG Pct	FT Pct	Rebounds/game	Assists/game	Turnovers/game	Assist/Turnover ratio	Steals/game	Blocks/game
5	15.9	4.0	41.2	27.3	37.5	2.2	0.6	0.6	1.0	0.8	0.0

CAREER STATS

			Field Goals			3-Point		F-Throws		Rebounds				Scoring						
SEASON	TEAM	GP-GS	MIN/AVG	FG-FGA	FG%	3FG-3FGA	3FG%	FT-FTA	FT%	OFF	DEF	TOT	AVG	PF-FO	A	TO	BLK	STL	Pts	AVG
2023-24	ND	31-3	546/17.6	20-66	.303	8-36	.222	14-17	.824	5	72	77	2.5	36-0	34	24	3	12	62	2.0
2024-25	ND	26-2	240/9.2	17-45	.378	4-17	.235	11-16	.688	5	20	25	1.0	17-1	16	17	3	5	49	1.9
2025-26	ND	5-0	80/15.9	7-17	.412	3-11	.273	3-8	.375	2	9	11	2.2	6-0	3	3	0	4	20	4.0
TOTAL		62-5	866/14.0	44-128	.344	15-64	.234	28-41	.683	12	101	113	1.8	59-1	53	44	6	21	131	2.1



3

MARKUS BURTON

JUNIOR | GUARD

	@markusburtonn		@markussburton
Height	6-0		
Eligibility	Junior		
Hometown	Mishawaka, IN		
Previous	Penn High		

Season Highs

Pts	25	vs Bellarmine, 11/19/25
Rebs	3	vs Detroit Mercy, 11/7/25
FGM	10	vs Bellarmine, 11/19/25
FGA	19	vs Eastern Illinois, 11/11/25
3FGM	2, 2x	last vs Bellarmine, 11/19/25
3FGA	6	vs Eastern Illinois, 11/11/25
FTM	8, 2x	last at Ohio St, 11/16/25
FTA	9, 2x	last at Ohio St, 11/16/25
Ast	4	vs Bellarmine, 11/19/25
Blk	1	vs Eastern Illinois, 11/11/25
Stl	4	vs Detroit Mercy, 11/7/25

Double Figure Scoring	5
20+ Point Games	3
30+ Point Games	0
Double-Figure Rebounds	0
Double-Doubles	0

Career Highs

Pts	43	vs Cal, 3/8/25
Rebs	9, 2x	last vs North Dakota, 11/19/24
FGM	13, 2x	last vs Cal, 3/8/25
FGA	29	at Boston College, 2/12/25
3FGM	4, 5x	last vs Cal, 3/8/25
3FGA	9	vs Miami, 1/24/24
FTM	13	vs Cal, 3/8/25
FTA	17	vs Cal, 3/8/25
Ast	8, 4x	last vs Buffalo, 11/11/24
Blk	1, 10x	last vs Eastern Illinois, 11/11/25
Stl	6	vs. Virginia Tech, 2/10/24

Double Figure Scoring	59
20+ Point Games	31
30+ Point Games	4
40+ Point Games	1
Double-Figure Rebounds	0
Double-Doubles	0

2024-25 GAME-BY-GAME

Opponent	Date	GS	MIN	Total		3-Pointers		Free throws		Rebounds				PF	A	TO	BLK	STL	PTS	AVG
				FG-FGA	PCT	3FG-3FGA	PCT	FT-FTA	PCT	OFF	DEF	TOT	AVG							
LIU	11/03/2025	*	27:11	7-13	.538	2-4	.500	8-9	.889	1	0	1	1.0	4	1	4	0	0	24	24.0
Detroit Mercy	11/07/2025	*	17:46	4-8	.500	1-2	.500	4-5	.800	0	3	3	2.0	4	2	1	0	4	13	18.5
Eastern Ill.	11/11/2025	*	38:18	8-19	.421	1-6	.167	4-4	1.000	0	0	0	1.3	2	3	1	1	2	21	19.3
at Ohio St.	11/16/2025	*	29:48	3-14	.214	0-1	.000	8-9	.889	0	2	2	1.5	3	1	4	0	1	14	18.0
Bellarmine	11/19/2025	*	31:00	10-13	.769	2-4	.500	3-3	1.000	0	1	1	1.4	4	4	2	0	1	25	19.4
Totals		5	144:03	32-67	.478	6-17	.353	27-30	.900	1	6	7	1.4	17	11	12	1	8	97	19.4

Player Averages

Games Played	Minutes/ game	Points/ game	FG Pct	3FG Pct	FT Pct	Rebounds/ game	Assists/ game	Turnovers/ game	Assist/Turnover ratio	Steals/ game	Blocks/ game
5	28.8	19.4	47.8	35.3	90.0	1.4	2.2	2.4	0.9	1.6	0.2

CAREER STATS

SEASON	TEAM	GP-GS	MIN/AVG	Field Goals		3-Point		F-Throws		Rebounds				Scoring	
				FG-FGA	FG%	3FG-3FGA	3FG%	FT-FTA	FT%	OFF	DEF	TOT	AVG	PF-FO	A
2023-24	ND	33-33	1114/33.7	210-499	.421	42-140	.300	115-140	.821	21	89	110	3.3	95-0	143
2024-25	ND	26-25	876/33.7	194-439	.442	48-128	.375	117-138	.848	7	87	94	3.6	62-1	79
2025-26	ND	5-5	144/28.8	32-67	.478	6-17	.353	27-30	.900	1	6	7	1.4	17-0	11
TOTAL		64-63	2133/33.3	436-1005	.434	96-285	.337	259-308	.841	29	182	211	3.3	174-1	233

Awards

2025-26

Preseason First Team All-ACC // Naismith Trophy Watch List // Bob Cousy Award Watch List // Wooden Award Watch List

2024-25

NABC Great Lakes Second Team All-District // Associated Press First Team All-ACC // Second Team All-ACC // ACC Player of the Week (March 10) // Naismith Trophy College Player of the Year Watch List // Naismith Starting 5 - Bob Cousy PG of the Year Watch List // Preseason All-ACC First Team

Junior Season (2025-26)


- Burton's 19.2 career average ranks 14th amongst active players.
- Averaging 19.4 ppg on the season which ranks 8th in the ACC.
- Three 20+ point games in the first five games -> Burton now has over 30 career games of 20+.
- Coming off most efficient game: 10-13 FG for 25 points in win over Bellarmine.
- Finding success in the paint where he is 60.0% (9-15).
- Is 27-30 (.900) from the FT line to start the year. An improved percentage from last year. Ranks 8th in the ACC.
- Team best 4 steals vs Detroit Mercy to go with his 13 pts.

Sophomore Season (2024-25)

- Exited the Rutgers game on Nov. 26 with a knee injury and missed 7 games. Made his return to the court against UNC on Jan. 4 with a gutsy performance of 23 points in 23 minutes.
- Last 4 games of regular season - 31.5 ppg on 46.9% shooting, 11-22 (.500) from three & 39-46 (.848) from the line. Also averaged 4.3 rpg, 3.8 apg and 1.3 spg.
- Produced 5 straight games of 20+ points in January - first time an Irish player had done so since Ben Hansbrough in February of 2011. Did it again at end of reg. season.
- Ultimately produced 20+ points in 15 of 20 games since he returned on Jan. 4.
- Averaged 23.5 ppg in league play which led all ACC players.
- His 21.3 season average ranked 5th nationally. The last Irish player to average 20+ points in a season was Luke Harangody (21.8 ppg) in the 2009-10 season.

- Burton joined David Rivers as the only Irish players to average 20+ points and 3+ assists in a season. He averaged a team best 3.0 apg.
- A career high 43 points in 4OT thriller over Cal on March 8, with 21 points coming in the overtime periods in which he was 6-9 from the field and 4-4 from three. Burton's 43 points were the most by an Irish player in an ACC game and most by an ND player of any game since Adrian Dantley recorded 49 against Air Force on Feb. 10, 1975.
- His 423 points in ACC play broke the program record he set last season. He now boasts 722 career ACC points which already ranks him fifth all-time.
- Worked hard on this three-ball, going from 30.0% as a freshman to 37.5% as a sophomore.
- ACC Play Ranks -- 1st in Scoring (23.5), 8th in Steals (1.6), 10th in FT% (.855), 7th in 3PT/Game (2.2), 11th in FG% (.445).

- Crossed over the 1,000-point milestone at Clemson on Feb. 26. Became the 7th fastest Irish player to reach 1,000, accomplishing the feat in 54 games. Also became the program's 68th player to do so, moving ND into 4th place for most 1,000 points scorers behind UNC, Duke, Louisville.
- Shot 46.9% from two-point range => 44.6% from the midrange and 46.4% from the paint.



5

COLE CERTA
SOPHOMORE | GUARD

@colecerta	@ColeCerta
Height	6-5
Eligibility	Sophomore
Hometown	Le Roy, IL
Previous	IMG Academy

Season Highs

Pts	22 vs LIU, 11/3/25
Rebs	4 vs LIU, 11/3/25
FGM	6 vs LIU, 11/3/25
FGA	10 vs LIU, 11/3/25
3FGM	6 vs LIU, 11/3/25
3FGA	9 vs LIU, 11/3/25
FTM	6 vs Bellarmine, 11/19/25
FTA	6 vs Bellarmine, 11/19/25
Ast	2 vs LIU, 11/3/25
Blk	
Stl	

Double Figure Scoring	2
20+ Point Games	1
Double-Figure Rebounds	0
Double-Doubles	0

Career Highs

Pts	22 vs LIU, 11/3/25
Rebs	4 vs LIU, 11/3/25
FGM	6 vs LIU, 11/3/25
FGA	10 vs LIU, 11/3/25
3FGM	6 vs LIU, 11/3/25
3FGA	9 vs LIU, 11/3/25
FTM	6 vs Bellarmine, 11/19/25
FTA	6 vs Bellarmine, 11/19/25
Ast	2, 2x last vs LIU, 11/3/25
Blk	1 at Clemson, 2/26/25
Stl	

Double Figure Scoring	3
20+ Point Games	1
Double-Figure Rebounds	0
Double-Doubles	0

Sophomore Season [2025-26]

- Played in all 5 games, averaging 16.4 minutes.
- Back in double figures in Bellarmine win. Certa produced 12 points with 2 triples and a 6-6 FT day.
- Player of the Game in the opening win over LIU, going off for a career high 22 points. He drained 6-9 from three-point range.
- Currently 10-24 from three, 41.7%
- A perfect 10-10 from the FT line.

Freshman Season [2024-25]

- Played in 18-of-33 games, averaging 8.0 min.
- Converted two clutch free throws with four seconds left in the 112-10 4OT win over Cal.
- Another hero moment for Certa vs. Stanford on March 5. Down one with 18 seconds left, Certa drained a corner three right in front his bench for the eventual 56-54 win.
- Tallied 8 points over 12 minutes at Wake Forest on March 1. Certa was 2-5 from beyond the arc.
- Feb. 22 - a 76-72 win over Pitt - Will forever be known as the Cole Certa game. Certa recorded all 12 of his points in the 2nd half but it all stemmed from a 125-second period in which he drained 3 triples.
- Had one of the most incredible threes of the season at BC on Feb. 12 as his near half-court heave found nothing but.
- Saw game action for the first time in over a month at Florida State (2/4). Played in back-to-back games with time vs. Virginia Tech (2/8), scoring a basket in the final minute.
- Earned his first collegiate points and first three in win over Le Moyne on Dec. 22. Finished with 5 points.

2024-25 GAME-BY-GAME

Opponent	Date	GS	MIN	Total		3-Pointers		Free throws		Rebounds				PF		A	TO	BLK	STL	PTS	AVG
				FG-FGA	PCT	3FG-3FGA	PCT	FT-FTA	PCT	OFF	DEF	TOT	AVG								
LIU	11/03/2025		24:59	6-10	.600	6-9	.667	4-4	1.000	2	2	4	4.0	2	2	0	0	0	0	22	22.0
Detroit Mercy	11/07/2025		20:56	2-8	.250	2-7	.286	0-0	.000	0	0	0	2.0	1	1	0	0	0	0	6	14.0
Eastern Ill.	11/11/2025		08:17	0-3	.000	0-3	.000	0-0	.000	0	0	0	1.3	0	0	0	0	0	0	0	9.3
at Ohio St.	11/16/2025		07:49	0-0	.000	0-0	.000	0-0	.000	0	0	0	1.0	0	0	0	0	0	0	0	7.0
Bellarmine	11/19/2025		20:09	2-5	.400	2-5	.400	6-6	1.000	1	1	2	1.2	2	1	2	0	0	0	12	8.0
Totals		0	82:10	10-26	.385	10-24	.417	10-10	1.000	3	3	6	1.2	5	4	4	0	0	0	40	8.0

Player Averages

Games Played	Minutes/game	Points/game	FG Pct	3FG Pct	FT Pct	Rebounds/game	Assists/game	Turnovers/game	Assist/Turnover ratio	Steals/game	Blocks/game
5	16.4	8.0	38.5	41.7	100.0	1.2	0.8	0.8	1.0	0.0	0.0

CAREER STATS

			Field Goals		3-Point		F-Throws		Rebounds								Scoring			
SEASON TEAM	GP-GS	MIN/AVG	FG-FGA	FG%	3FG-3FGA	3FG%	FT-FTA	FT%	OFF	DEF	TOT	AVG	PF-FO	A	TO	BLK	STL	PTS	AVG	
2024-25	ND	18-0	145/8.0	12-40	.300	10-36	.278	11-12	.917	1	3	4	0.2	12-0	5	6	1	0	45	2.5
2025-26	ND	5-0	82/16.4	10-26	.385	10-24	.417	10-10	1.000	3	3	6	1.2	5-0	4	4	0	0	40	8.0
TOTAL		23-0	227/9.9	22-66	.333	20-60	.333	21-22	.955	4	6	10	0.4	17-0	9	10	1	0	85	3.7



6

BRADY KOEHLER
FRESHMAN | FORWARD

@brady__koehler @BradyKoehler3

Height	6-10
Eligibility	Freshman
Hometown	Fishers, IN
Previous	Cathedral High

Season Highs

Pts	10 vs Detroit Mercy, 11/7/25
Rebs	4 vs Detroit Mercy, 11/7/25
FGM	4 vs Detroit Mercy, 11/7/25
FGA	6 vs Detroit Mercy, 11/7/25
3FGM	2 vs Detroit Mercy, 11/7/25
3FGA	4 vs Detroit Mercy, 11/7/25
FTM	1 vs LIU, 11/3/25
FTA	2 vs LIU, 11/3/25
Ast	1 vs LIU, 11/3/25
Blk	1 vs Detroit Mercy, 11/7/25
Stl	

Double Figure Scoring	1
20+ Point Games	0
Double-Figure Rebounds	0
Double-Doubles	0

Career Highs

Pts	10 vs Detroit Mercy, 11/7/25
Rebs	4 vs Detroit Mercy, 11/7/25
FGM	4 vs Detroit Mercy, 11/7/25
FGA	6 vs Detroit Mercy, 11/7/25
3FGM	2 vs Detroit Mercy, 11/7/25
3FGA	4 vs Detroit Mercy, 11/7/25
FTM	1 vs LIU, 11/3/25
FTA	2 vs LIU, 11/3/25
Ast	1 vs LIU, 11/3/25
Blk	1 vs Detroit Mercy, 11/7/25
Stl	

Double Figure Scoring	1
20+ Point Games	0
Double-Figure Rebounds	0
Double-Doubles	0

2025-26 GAME-BY-GAME

Opponent	Date	GS	MIN	Total		3-Pointers		Free throws		Rebounds				PF	A	TO	BLK	STL	PTS	AVG
				FG-FGA	PCT	3FG-3FGA	PCT	FT-FTA	PCT	OFF	DEF	TOT	AVG							
LIU	11/03/2025		06:20	0-1	.000	0-1	.000	1-2	.500	0	2	2	2.0	2	1	0	0	0	1	1.0
Detroit Mercy	11/07/2025		14:32	4-6	.667	2-4	.500	0-0	.000	1	3	4	3.0	3	0	1	1	0	10	5.5
Eastern Ill.	11/11/2025		02:46	0-0	.000	0-0	.000	0-0	.000	0	0	0	2.0	0	0	0	0	0	0	3.7
at Ohio St.	11/16/2025		07:12	0-0	.000	0-0	.000	0-0	.000	0	2	2	2.0	0	0	0	0	0	0	2.8
Bellarmino	11/19/2025		13:02	2-3	.667	0-1	.000	0-0	.000	1	2	3	2.2	3	0	1	0	0	4	3.0
Totals		0	43:52	6-10	.600	2-6	.333	1-2	.500	2	9	11	2.2	8	1	2	1	0	15	3.0

Player Averages

Games Played	Minutes/ game	Points/ game	FG Pct	3FG Pct	FT Pct	Rebounds/ game	Assists/ game	Turnovers/ game	Assist/Turnover ratio	Steals/ game	Blocks/ game
5	8.8	3.0	60.0	33.3	50.0	2.2	0.2	0.4	0.5	0.0	0.2

Freshman Season [2025-26]


- Seen minutes in all 5 games, averaging 8.8 off the bench.
- Has not missed a two-point attempt: 4-4 FG.
- First collegiate double digit scoring performance in game 2 vs. Detroit Mercy. Koehler dropped 10 pts on 4-6 shooting.

Prep Career

- A consensus top-100 recruit. Finished with an ESPN national ranking of 82
- Attended Coach Shrewsberry's former high school in Cathedral.
- 2025 AP Indiana Boys Basketball All-State First Team
- 2025 IBCA Senior Supreme 15 All-State
- 2025 Indiana All-Star selection
- 2025 Midwest Challenge participant on Team Indiana
- As a senior, Koehler averaged 16.3 points, 6.6 rebounds, 3.0 assists, 2.0 steals and 2.0 blocks
- Averaged 15.5 points, 6.5 rebounds and 2.3 blocks per game in his junior season. In addition, he shot 38.6 percent (32-for-83) from beyond the arc.
- Named 2024 Indiana Junior All-Star.
- Koehler and Jalen Haralson are no strangers to each other for they were teammates on the Indy Heat 17U EYBL squad.

CAREER STATS

SEASON	TEAM	GP-GS	MIN/AVG	Field Goals		3-Point		F-Throws		Rebounds				Scoring						
				FG-FGA	FG%	3FG-3FGA	3FG%	FT-FTA	FT%	OFF	DEF	TOT	AVG	PF-FO	A	TO	BLK	STL	PTS	AVG
2025-26	ND	5-0	44/8.8	6-10	.600	2-6	.333	1-2	.500	2	9	11	2.2	8-0	1	2	1	0	15	3.0
TOTAL		5-0	44/8.8	6-10	.600	2-6	.333	1-2	.500	2	9	11	2.2	8-0	1	2	1	0	15	3.0



7

RYDER FROST
FRESHMAN | FORWARD

@ryderfrost @RyderFrost7

Height	6-7
Eligibility	Freshman
Hometown	Beverly, MA
Previous	Phillips Exeter Academy

Season Highs

Pts	15	vs LIU, 11/3/25
Rebs	2, 2x	last vs Eastern Illinois, 11/11/25
FGM	5	vs LIU, 11/3/25
FGA	6, 2x	last vs Detroit Mercy, 11/7/25
3FGM	4	vs LIU, 11/3/25
3FGA	5, 2x	last vs Detroit Mercy, 11/7/25
FTM	2	vs Detroit Mercy, 11/7/25
FTA	2, 2x	last vs Detroit Mercy, 11/7/25
Ast	1	vs LIU, 11/3/25
Blk		
Stl	1	vs Detroit Mercy, 11/7/25

Double Figure Scoring	2
20+ Point Games	0
Double-Figure Rebounds	0
Double-Doubles	0

Career Highs

Pts	15	vs LIU, 11/3/25
Rebs	2, 2x	last vs Eastern Illinois, 11/11/25
FGM	5	vs LIU, 11/3/25
FGA	6, 2x	last vs Detroit Mercy, 11/7/25
3FGM	4	vs LIU, 11/3/25
3FGA	5, 2x	last vs Detroit Mercy, 11/7/25
FTM	2	vs Detroit Mercy, 11/7/25
FTA	2, 2x	last vs Detroit Mercy, 11/7/25
Ast	1	vs LIU, 11/3/25
Blk		
Stl	1	vs Detroit Mercy, 11/7/25

Double Figure Scoring	2
20+ Point Games	0
Double-Figure Rebounds	0
Double-Doubles	0

2025-26 GAME-BY-GAME

Opponent	Date	GS	MIN	Total		3-Pointers		Free throws		Rebounds				PF	A	TO	BLK	STL	PTS	AVG
				FG-FGA	PCT	3FG-3FGA	PCT	FT-FTA	PCT	OFF	DEF	TOT	AVG							
LIU	11/03/2025		13:35	5-6	.833	4-5	.800	1-2	.500	1	1	2	2.0	1	1	0	0	0	15	15.0
Detroit Mercy	11/07/2025		13:08	3-6	.500	2-5	.400	2-2	1.000	0	1	1	1.5	1	0	1	0	1	10	12.5
Eastern Ill.	11/11/2025		03:33	0-1	.000	0-1	.000	0-0	.000	0	2	2	1.7	0	0	0	0	0	8.3	
at Ohio St.	11/16/2025		01:42	0-1	.000	0-1	.000	0-0	.000	0	0	0	1.3	0	0	0	0	0	6.3	
Totals		0	31:58	8-14	.571	6-12	.500	3-4	.750	1	4	5	1.3	2	1	1	0	1	25	6.3

Player Averages

Games Played	Minutes/game	Points/game	FG Pct	3FG Pct	FT Pct	Rebounds/game	Assists/game	Turnovers/game	Assist/Turnover ratio	Steals/game	Blocks/game
4	8.0	6.3	57.1	50.0	75.0	1.3	0.3	0.3	1.0	0.3	0.0

Freshman Season [2025-26]

- Seen action in 4 of 5 games. Averaging 6.3 ppg on 8.0 minutes per game.
- First two games: back-to-back double digit scoring games for the freshman despite not starting. Frost was a combined 8-12 from the field and 6-10 from beyond the arc.
- One of the breakout performers in game one, scoring all of his 15 points in the 2nd half. Frost didn't miss in the half, going 4-4 from deep, 5-5 from the field.

Prep Career

- Consensus top-100 recruit nationally. Ranked 79th by ESPN
- 2025 Capital Classic participant with the United States All-Stars – earned team MVP after recording 18 points behind 6-8 shooting from three.
- Finished in the top-10 17U leaders in Box Plus-Minus from AAU at 10.9.
- Landed on Paul Biancardi's 2025 top shot-makers list.
- Averaged 21.6 points, 7.7 rebounds and 3.2 assists per game in his junior season as he led Phillips Exeter to a NEPSAC Class A championship.
- Frost made nearly 44 percent of his 201 three-point attempts.
- Ultimately named the 2024 NEPSAC Class A Player of the Year.
- Played on the Under Armour Association circuit in the summer of 2024 with 17U Middlesex Magic. He shot 48.0 percent from the field (98-of-204) and 45.2 percent from three (70-of-155), averaging 15.8 points, 5.4 rebounds and 1.8 assists in 18 games.
- His 45 percent clip from three-point range led the Under Armour circuit.

CAREER STATS

				Field Goals		3-Point		F-Throws		Rebounds										Scoring	
SEASON	TEAM	GP-GS	MIN/AVG	FG-FGA	FG%	3FG-3FGA	3FG%	FT-FTA	FT%	OFF	DEF	TOT	AVG	PF-FO	A	TO	BLK	STL	PTS	AVG	
2025-26	ND	4-0	32/8.0	8-14	.571	6-12	.500	3-4	.750	1	4	5	1.3	2-0	1	1	0	1	25	6.3	
TOTAL		4-0	32/8.0	8-14	.571	6-12	.500	3-4	.750	1	4	5	1.3	2-0	1	1	0	1	25	6.3	



10

JALEN HARALSON

FRESHMAN | GUARD

@jalen.haralson	@JalenHaralson3
Height	6-7
Eligibility	Freshman
Hometown	Anderson, IN
Previous	La Lumiere

Season Highs

Pts	17	vs Eastern Illinois, 11/11/25
Rebs	5	vs Eastern Illinois, 11/11/25
FGM	6, 2x	last vs Bellarmine, 11/19/25
FGA	12	vs Bellarmine, 11/19/25
3FGM		
3FGA	2	vs Bellarmine, 11/19/25
FTM	5	vs Eastern Illinois, 11/11/25
FTA	9	vs Bellarmine, 11/19/25
Ast	5	vs Bellarmine, 11/19/25
Blk	1	at Ohio St, 11/16/25
Stl	2	at Ohio St, 11/16/25

Double Figure Scoring	3
20+ Point Games	0
Double-Figure Rebounds	0
Double-Doubles	0

Career Highs

Pts	17	vs Eastern Illinois, 11/11/25
Rebs	5	vs Eastern Illinois, 11/11/25
FGM	6, 2x	last vs Bellarmine, 11/19/25
FGA	12	vs Bellarmine, 11/19/25
3FGM		
3FGA	2	vs Bellarmine, 11/19/25
FTM	5	vs Eastern Illinois, 11/11/25
FTA	9	vs Bellarmine, 11/19/25
Ast	5	vs Bellarmine, 11/19/25
Blk	1	at Ohio St, 11/16/25
Stl	2	at Ohio St, 11/16/25

Double Figure Scoring	3
20+ Point Games	0
Double-Figure Rebounds	0
Double-Doubles	0

2025-26 GAME-BY-GAME																			
Opponent	Date	GS	MIN	Total		3-Pointers		Free throws		Rebounds				PF	A	TO	BLK	STL	PTS
				FG-FGA	PCT	3FG-3FGA	PCT	FT-FTA	PCT	OFF	DEF	TOT	AVG						
LIU	11/03/2025	*	12:23	2-7	.286	0-1	.000	0-1	.000	0	3	3	3.0	1	0	4	0	0	4
Eastern Ill.	11/11/2025		25:37	6-6	1.000	0-0	.000	5-6	.833	1	4	5	4.0	3	3	2	0	1	17
at Ohio St.	11/16/2025		26:18	5-10	.500	0-0	.000	3-3	1.000	0	2	2	3.3	3	3	3	1	2	13
Bellarmine	11/19/2025	*	29:57	6-12	.500	0-2	.000	4-9	.444	3	1	4	3.5	2	5	1	0	0	16
Totals			2 94:15	19-35	.543	0-3	.000	12-19	.632	4	10	14	3.5	9	11	10	1	3	50

Player Averages

Games Played	Minutes/game	Points/game	FG Pct	3FG Pct	FT Pct	Rebounds/game	Assists/game	Turnovers/game	Assist/Turnover ratio	Steals/game	Blocks/game
4	23.6	12.5	54.3	0.0	63.2	3.5	2.8	2.5	1.1	0.8	0.3

CAREER STATS													
			Field Goals		3-Point		F-Throws		Rebounds				Scoring
SEASON TEAM	GP-GS	MIN/AVG	FG-FGA	FG%	3FG-3FGA	3FG%	FT-FTA	FT%	OFF	DEF	TOT	AVG	PF-FO
2025-26 ND	4-2	94/23.6	19-35	.543	0-3	.000	12-19	.632	4	10	14	3.5	9-0
TOTAL	4-2	94/23.6	19-35	.543	0-3	.000	12-19	.632	4	10	14	3.5	9-0

Freshman Season [2025-26]

- Two starts, four games played, averaging 23.6 minutes. Missed game 2 due to concussion protocol.
- Three straight games in double figures, averaging 15.3 points in that span on 60.7% shooting.
- Bounced back in game 3 in impressive fashion, earning Coach Shrews' Fight Night Belt. Haralson dropped 17 points, with 13 coming in the 2nd half. Haralson was a perfect 6-6 from the field.
- He's converting 76.5% (13-17) around the rim and 50.0% (6-12) in the paint. He's shooting 59.4% overall from 2-point range.
- Impressed with 13 points on 5-10 shooting at Ohio State (11/16). Team best 3 assists.

Prep Career

- Highest-rated prospect to commit to the Irish in the modern history of the program.
- A consensus five-star recruit and the top-ranked prospect in the state of Indiana. Finished with a top-20 recruit ranking by both ESPN and 247 Sports
- Became the 20th McDonald's All-American Game participant in program history and the first in the Shrewsbury Era
- 2025 Midwest Challenge – Team Indiana
- 2025 Naismith Midseason Team
- Averaged 21.2 points and 7.3 rebounds with the Indy Heat on the Nike EYBL circuit in the spring of 2024. He then followed that up with 16.6 ppg at the Nike Peach Jam in July
- Spent his first two years at Fishers High where he averaged 19.7 points, 6.2 rebounds and 2.7 assists in that time.

USA Basketball

- Member of the 2025 USA Men's Nike Hoop Summit team that defeated the World Select team 124-114 in OT
- Represented USA at the FIBA U17 World Cup in the summer of 2024. He averaged 11.1 points and 4.0 rebounds in seven games as the team ultimately won the gold medal.



11

BRAEDEN SHREWSBERRY

JUNIOR | GUARD

@braedenshrewsberry	@BraedenShrews
Height	6-4
Eligibility	Junior
Hometown	Granger, IN
Previous	State College Area High

Season Highs

Pts	19	vs Detroit Mercy, 11/7/25
Rebs	4, 2x	last vs Bellarmine, 11/19/25
FGM	6	vs Eastern Illinois, 11/11/25
FGA	9	vs Eastern Illinois, 11/11/25
3FGM	6	vs Eastern Illinois, 11/11/25
3FGA	8, 2x	last vs Eastern Illinois, 11/11/25
FTM	4	vs Detroit Mercy, 11/7/25
FTA	4	vs Detroit Mercy, 11/7/25
Ast	3, 2x	last vs Detroit Mercy, 11/7/25
Blk	1	vs Bellarmine, 11/19/15
Stl	1, 3x	last at Ohio St, 11/16/25

Double Figure Scoring	3
20+ Point Games	0
Double-Figure Rebounds	0
Double-Doubles	0

Career Highs

Pts	25, 2x	last vs Syracuse, 12/7/24
Rebs	7	at Florida St, 2/4/25
FGM	8, 4x	last vs Dartmouth, 12/11/24
FGA	20	vs Rutgers, 11/26/24
3FGM	7	at Louisville, 2/21/24
3FGA	13, 2x	last vs Houston, 11/27/24
FTM	6	at Georgia Tech, 1/9/24
FTA	6	at Georgia Tech, 1/9/24
Ast	4, 2x	last at Duke, 1/11/25
Blk	1, 6x	last vs Bellarmine, 11/19/25
Stl	3, 2x	last vs Virginia Tech, 2/8/25

Double Figure Scoring	41
20+ Point Games	7
Double-Figure Rebounds	0
Double-Doubles	0

2024-25 GAME-BY-GAME																				
Opponent	Date	GS	MIN	Total		3-Pointers		Free throws		Rebounds				PF	A	TO	BLK	STL	PTS	AVG
				FG-FGA	PCT	3FG-3FGA	PCT	FT-FTA	PCT	OFF	DEF	TOT	AVG							
LIU	11/03/2025	*	18:29	1-4	.250	0-2	.000	0-0	.000	0	0	0	0.0	1	3	1	0	1	2	2.0
Detroit Mercy	11/07/2025	*	28:50	5-8	.625	5-8	.625	4-4	1.000	0	3	3	1.5	0	3	0	0	1	19	10.5
Eastern Ill.	11/11/2025	*	29:31	6-9	.667	6-8	.750	0-0	.000	0	2	2	1.7	0	2	0	0	0	18	13.0
at Ohio St.	11/16/2025	*	32:11	4-7	.571	2-3	.667	1-2	.500	0	4	4	2.3	1	0	2	0	1	11	12.5
Bellarmine	11/19/2025	*	28:56	2-5	.400	2-5	.400	1-2	.500	0	4	4	2.6	3	0	1	1	0	7	11.4
Totals		5	137:57	18-33	.545	15-26	.577	6-8	.750	0	13	13	2.6	5	8	4	1	3	57	11.4

Player Averages

Games Played	Minutes/ game	Points/ game	FG Pct	3FG Pct	FT Pct	Rebounds/ game	Assists/ game	Turnovers/ game	Assist/Turnover ratio	Steals/ game	Blocks/ game
5	27.6	11.4	54.5	57.7	75.0	2.6	1.6	0.8	2.0	0.6	0.2

CAREER STATS																				
SEASON	TEAM	GP-GS	MIN/AVG	Field Goals		3-Point		F-Throws		Rebounds				Scoring						
				FG-FGA	FG%	3FG-3FGA	3FG%	FT-FTA	FT%	OFF	DEF	TOT	AVG	PF-FO	A	TO	BLK	STL	PTS	AVG
2023-24	ND	33-15	934/28.3	115-289	.398	78-210	.371	28-34	.824	4	78	82	2.5	31-0	29	38	1	16	336	10.2
2024-25	ND	26-26	900/34.6	129-312	.413	72-195	.369	34-41	.829	10	69	79	3.0	32-1	42	31	4	15	364	14.0
2025-26	ND	5-5	138/27.6	18-33	.545	15-26	.577	6-8	.750	0	13	13	2.6	5-0	8	4	1	3	57	11.4
TOTAL		64-46	1972/30.8	262-634	.413	165-431	.383	68-83	.819	14	160	174	2.7	68-1	79	73	6	34	757	11.8

Awards

2023-24

- ACC Rookie of the Week (Jan. 15, 2024)

Junior Season [2025-26]

- Started in all 5 games, averaging 27.6 min.

- Braeden is 57.7% from three - ranks 20th nationally, 3rd in the ACC.

- Feed the hot hand: 15-24 from three over last 4 games (62.5%).

- Effective% of 77.3 - ranks 20th nationally // True Shooting% - 78.1 - ranks 19th

- KenPom offensive rating of 152.1 - ranks 38th nationally

- Went 6-8 from three in win over EIU, totaling 18 pts. Was 5-6 from three in the 2nd half.

- Team high 19 points in win over Detroit Mercy. Got hot from three, draining 5-8.

- Averaging 3.0 threes/game on the year.

- Co-led the team in assists with 3 in opening win over LIU.

Sophomore Season [2024-25]

- Missed the last 7 games of the season recovering from a lower-abdomen injury.

- Averaged 14.0 ppg, up from last year's 10.2. He shot 41.3%, up from last year's 39.8%.

- 2.8 threes/game (3rd in ACC), converting 36.9% from deep (3rd). Higher three ball numbers in ACC Play – 2.9 threes/ game (3rd in ACC) while hitting 40.0% from deep (5th).

- Shrewsberry's sweet spot? Corner threes – he was 45.5% (15-for-33).

- Converted 48.7% from two-point range. He shot 43.2% from midrange 2s, 44.9% from the paint and he's 16-24 from around the rim.

- Bounced back after 0-point game vs. VT with three strong performances before his injury. Braeden averaged 16.3 ppg in that span on 16-39 shooting (.410), plus 11-24 (.458) from three.

- Made three triples in the opening six minutes of the Louisville game on Feb. 16 and finished with 12 points.


- Back in one of his hometowns, Braeden dropped 16 points at Boston College (2/12) on 6-14 shooting.

- Braeden's three with 5:23 left kicked off a 13-0 run vs. Georgia Tech on Jan. 28. He also sealed the 71-68 victory with 3 critical free throws with less than 12 seconds left.

- Played hero in 69-64 win over Syracuse on Dec. 7. Tied his career high with 25 points on 6-11 shooting from three. Shrewsberry was clutch late, hitting a three with 3:27 left to put the Irish up 63-60, and again at 2:11 to push the Irish ahead 67-62.

- Players Era 3-game Stats – 49 PTS (16.3 ppg); 19-of-56 FG (.339); 9-33 3PT (.273)

- 22 points against Elon (11/22), draining five from deep. Also dished out a career high 4 assists.



12

GARRETT SUNDRA

SOPHOMORE | FORWARD

	@garrettsundra		@GarrettSundra
Height	6-11		
Eligibility	Sophomore		
Hometown	Ashburn, VA		
Previous	Paul VI Catholic		

Season Highs

Pts	9	vs Detroit Mercy, 11/7/25
Rebs	5, 2x	last vs Eastern Illinois, 11/11/25
FGM	4	vs Detroit Mercy, 11/7/25
FGA	6	vs Detroit Mercy, 11/7/25
3FGM	1, 4x	last at Ohio St, 11/16/25
3FGA	3	vs LIU, 11/3/25
FTM		
FTA		
Ast	1	vs Detroit Mercy, 11/7/25
Blk		
Stl	1, 2x	last at Ohio St, 11/16/25

Double Figure Scoring	0
20+ Point Games	0
Double-Figure Rebounds	0
Double-Doubles	0

Career Highs

Pts	11, 2x	last vs SMU, 2/19/25
Rebs	8	vs Le Moyne, 12/22/24
FGM	4, 2x	last vs Detroit Mercy, 11/7/25
FGA	6	vs Detroit Mercy, 11/7/25
3FGM	3	vs Creighton, 11/30/24
3FGA	4	vs Creighton, 11/30/24
FTM	3, 2x	last vs SMU, 2/19/25
FTA	3, 2x	last vs SMU, 2/19/25
Ast	2	at Florida St, 2/4/25
Blk	1, 3x	last vs UNC, 3/12/25
Stl	2	at Florida St, 2/4/25

Double Figure Scoring	2
20+ Point Games	0
Double-Figure Rebounds	0
Double-Doubles	0

2024-25 GAME-BY-GAME

Opponent	Date	GS	MIN	Total		3-Pointers		Free throws		Rebounds				PF	A	TO	BLK	STL	PTS	AVG
				FG-FGA	PCT	3FG-3FGA	PCT	FT-FTA	PCT	OFF	DEF	TOT	AVG							
LIU	11/03/2025	*	19:59	2-4	.500	1-3	.333	0-0	.000	1	1	2	2.0	4	0	1	0	1	5	5.0
Detroit Mercy	11/07/2025	*	19:43	4-6	.667	1-2	.500	0-0	.000	1	4	5	3.5	0	1	0	0	0	9	7.0
Eastern Ill.	11/11/2025	*	15:21	2-2	1.000	1-1	1.000	0-0	.000	2	3	5	4.0	2	0	0	0	0	5	6.3
at Ohio St.	11/16/2025	*	20:16	2-3	.667	1-2	.500	0-0	.000	0	2	2	3.5	4	0	0	0	1	5	6.0
Bellarmino	11/19/2025	*	09:43	0-0	.000	0-0	.000	0-0	.000	1	0	1	3.0	2	0	2	0	0	0	4.8
Totals		5	85:02	10-15	.667	4-8	.500	0-0	.000	5	10	15	3.0	12	1	3	0	2	24	4.8

Player Averages

Games Played	Minutes/game	Points/game	FG Pct	3FG Pct	FT Pct	Rebounds/game	Assists/game	Turnovers/game	Assist/Turnover ratio	Steals/game	Blocks/game
5	17.0	4.8	66.7	50.0	0.0	3.0	0.2	0.6	0.3	0.4	0.0

Sophomore Season [2025-26]

- Started all 5 games, averaging 17.0 minutes (doubles last year's mpg).
- Limited shooting sample but efficient when he pulls the trigger. He's 4-8 from three (.500) and 10-15 from the field overall (.667).
- He's 4-6 from Above Break 3's.
- Coach has praised his dependability in the starting lineup. A glue player.

Freshman Season [2024-25]

- Saw action in 21-of-33 games & averaged 9.3 min.
- Averaged 2.3 points and 1.5 rebounds.
- Shot 53.3 percent from the field overall.
- Converted 72.7 percent from two-point range.
- Sundra was 8-20 (.400) from three.
- Tied his career high of 11 points vs. SMU on Feb. 19. Sundra shot 3-4 overall, 2-3 from deep and 3-3 from the FT line.
- Saw significant time at Florida State (2/4) and responded with a 3-5 shooting day (2-3 from three) for 8 points.
- The box score may not show it, but Garrett stepped up and played 18 minutes against UNC (2nd highest of the season), grabbing 4 rebounds and playing solid D.
- Came off the bench vs. Le Moyne (12/22) and grabbed a career high 8 rebounds.
- Played his first significant minutes against #21/19 Creighton and Sundra dedlivered. He recorded his first double-digit scoring effort with 11 points on 4-for-5 shooting (3-for-4 from three).
- Followed that with a career high 21 minutes at Georgia when tallied 5 points on 2-for-3 shooting.

Prep Career

Ranked 131st nationally by 247 Sports. ESPN has Sundra ranked 29th in his position and sixth overall in the state of Virginia.

Key contributor on a loaded Paul VI Catholic squad. In his senior year, Sundra captained a Panthers squad who achieved a 35-3 overall record and No. 1 ranking by MaxPreps.

Averaged 8.3 points, 6.8 rebounds, 2.3 assists and 2.0 steals per game.

As a junior, he helped Paul VI Catholic go 31-4 en route to a state title.

Competed on the Nike EYBL Circuit on Team Takeover. Won back-to-back Peach Jam championships.


Sundra showed off his touch in and around the paint on the EYBL Circuit, shooting 36-of-54 from two.

A four-star prospect by ESPN and top-100 overall recruit, Sundra ranked fifth in his state and 20th at his position.

He is the first Notre Dame scholarship player from the Commonwealth of Virginia.

CAREER STATS

			Field Goals		3-Point		F-Throws		Rebounds										Scoring		
SEASON	TEAM	GP-GS	MIN	AVG	FG-FGA	FG%	3FG-3FGA	3FG%	FT-FTA	FT%	OFF	DEF	TOT	AVG	PF-FO	A	TO	BLK	STL	PTS	AVG
2024-25	ND	21-0	195/9.3		16-31	.516	8-20	.400	9-11	.818	11	21	32	1.5	19-0	7	8	3	4	49	2.3
2025-26	ND	5-5	85/17.0		10-15	.667	4-8	.500	0-0	.000	5	10	15	3.0	12-0	1	3	0	2	24	4.8
TOTAL		26-5	280	10.8	26-46	.565	12-28	.429	9-11	.818	16	31	47	1.8	31-0	8	11	3	6	73	2.8



13

SIR MOHAMMED

SOPHOMORE | GUARD

@sirmohammed13

@thesirmohammed

Season Highs

Pts	10	vs Detroit Mercy, 11/7/25
Rebs	6	vs Detroit Mercy, 11/7/25
FGM	4, 2x	last at Ohio St, 11/16/25
FGA	9	vs Detroit Mercy, 11/7/25
3FGM	1	vs LIU, 11/3/25
3FGA	3	vs Eastern Illinois, 11/11/25
FTM	2, 2x	vs Detroit Mercy, 11/7/25
FTA	4, 2x	vs Detroit Mercy, 11/7/25
Ast	6	vs Detroit Mercy, 11/7/25
Blk		
Stl	2	vs Bellarmine, 11/19/25

Double Figure Scoring	1
20+ Point Games	0
Double-Figure Rebounds	0
Double-Doubles	0

Career Highs

Pts	11	at Duke, 1/11/25
Rebs	6, 2x	last vs Detroit Mercy, 11/7/25
FGM	4, 2x	last at Ohio St, 11/16/25
FGA	7, 5x	last vs UNC, 3/12/25
3FGM	2	at Duke, 1/11/25
3FGA	4	at Duke, 1/11/25
FTM	2, 3x	last vs Detroit Mercy, 11/7/25
FTA	4, 3x	last vs Detroit Mercy, 11/7/25
Ast	6	vs Detroit Mercy, 11/7/25
Blk	1, 3x	last vs Cal, 3/8/25
Stl	3	at Syracuse, 1/18/25

Double Figure Scoring	2
20+ Point Games	0
Double-Figure Rebounds	0
Double-Doubles	0

2024-25 GAME-BY-GAME

Opponent	Date	GS	MIN	Total		3-Pointers		Free throws		Rebounds				PF	A	TO	BLK	STL	PTS	AVG
				FG-FGA	PCT	3FG-3FGA	PCT	FT-FTA	PCT	OFF	DEF	TOT	AVG							
LIU	11/03/2025		16:45	1-3	.333	1-2	.500	2-4	.500	0	1	1	1.0	2	1	3	0	1	5	5.0
Detroit Mercy	11/07/2025	*	22:58	4-9	.444	0-1	.000	2-4	.500	2	4	6	3.5	1	6	2	0	0	10	7.5
Eastern Ill.	11/11/2025	*	26:11	2-6	.333	0-3	.000	0-1	.000	2	3	5	4.0	2	2	1	0	0	4	6.3
at Ohio St.	11/16/2025	*	24:34	4-8	.500	0-2	.000	0-3	.000	0	2	2	3.5	3	2	1	0	0	8	6.8
Bellarmine	11/19/2025		17:43	0-1	.000	0-0	.000	0-0	.000	0	0	0	2.8	3	0	1	0	2	0	5.4
Totals		3	108:11	11-27	.407	1-8	.125	4-12	.333	4	10	14	2.8	11	11	8	0	3	27	5.4

Player Averages

Games Played	Minutes/ game	Points/ game	FG Pct	3FG Pct	FT Pct	Rebounds/ game	Assists/ game	Turnovers/ game	Assist/Turnover ratio	Steals/ game	Blocks/ game
5	21.6	5.4	40.7	12.5	33.3	2.8	2.2	1.6	1.4	0.6	0.0

CAREER STATS

SEASON TEAM	GP-GS	MIN/AVG	Field Goals		3-Point		F-Throws		Rebounds				Scoring	
			FG-FGA	FG%	3FG-3FGA	3FG%	FT-FTA	FT%	OFF	DEF	TOT	AVG	PF-FO	A
2024-25 ND	23-8	304/13.2	29-76	.382	5-29	.172	8-20	.400	20	23	43	1.9	25-0	23
2025-26 ND	5-3	108/21.6	11-27	.407	1-8	.125	4-12	.333	4	10	14	2.8	11-0	11
TOTAL	28-11	412/14.7	40-103	.388	6-37	.162	12-32	.375	24	33	57	2.0	36-0	34

Sophomore Season (2025-26)

- A dependable ball handler for Coach Shrews. Already averaging over 8 more minutes per game with 3 starts this season.
- Attacked the paint at Ohio St (11/16), going 4-8 from the floor for 8 points.
- Was Coach's 'Fight Night' champ of game 2 - 10 points, a career high tying 6 rebounds & a new career best of 6 assists. Was just his 2nd career game in double figures.
- Finishing strong around the rim where he's 63.6 percent (7-11). He's 3-6 from the paint. Thus, shooting 52.6% overall from two.

Freshman Season (2024-25)

- Played in 23-of-33 games overall & averaged 13.2 minutes.
- On November 18, Sir Mohammed underwent successful surgery performed by Dr. Brian Ratigan for a lower-body injury. On Dec. 31 at Georgia Tech, he made his return.
- Started in 8 games. Shot 12-22 from two-point range in those games.
- Shot 51.1% from two-point range overall.
- Small sample size, but Sir was 14-19 (.737) from around the rim and drained 44.4% from the midrange.
- Was 3-5 from two and totaled 8 points vs. SMU on Feb. 19.
- Had his highest point total since Duke with 7 points vs. Louisville (Feb. 16) on 3-5 shooting.
- Sir had a great game at #4 Duke – earning his first double-digit scoring performance of his collegiate career with 11 points on 4-7 shooting.

Prep Career

- Ranked 43rd in the country by 247 Sports and 57th by ESPN. Part of three-player recruiting class that ranked 19th in the country by ESPN.
- Averaged 13.5 points, 6.5 rebounds, 5.0 assists and 2.3 steals in 20.5 minutes over 24 games as a senior.
- Led Myers Park to a 27-3 overall record with a 10-0 mark in conference play.
- 2024 Second-Team All-State // 2023 Second-Team All-State
- Shot 53 percent from the field, 38 percent from 3 and 62 percent from the free-throw line.
- Led Myers Park High to a 28-4 record, a national ranking and a 4A State championship title as a junior (first state championship game for Myers Park in more than 60 years).
- Averaged 13.5 points, 5.3 rebounds 4.9 assists and 1.9 steals.
- Played for Team Curry 17U on the Under Armour Next Circuit where he averaged 8.4 points and 4.3 assists in the summer of 2023.
- Son of former NBA power forward Nazr Mohammed



14

KEBBA NJIE

SENIOR | FORWARD

@_kebba	@_kebbanjie
Height	6-10
Eligibility	Senior
Hometown	Centerville, OH

Season Highs

Pts	8 vs LIU, 11/3/25
Rebs	6 vs Detroit Mercy, 11/7/25
FGM	2, 2x last vs Detroit Mercy, 11/7/25
FGA	4 vs Detroit Mercy, 11/7/25
3FGM	
3FGA	
FTM	4, 2x last vs Bellarmine, 11/19/25
FTA	4, 2x last vs Bellarmine, 11/19/25
Ast	
Blk	1 vs Detroit Mercy, 11/7/25
Stl	

Double Figure Scoring	0
20+ Point Games	0
Double-Figure Rebounds	0
Double-Doubles	0

Career Highs

Pts	12, 2x last vs Buffalo, 11/11/24
Rebs	12 at Boston College, 2/12/25
FGM	5, 3x last at Wake Forest, 3/1/25
FGA	8, 2x last at Wake Forest, 3/1/25
3FGM	1, 9x last at Miami, 2/1/25
3FGA	3 at Wake Forest, 3/1/25
FTM	9 vs. Georgia Tech, 3/12/24
FTA	10 vs. Georgia Tech, 3/12/24
Ast	2, 10x last vs Cal, 3/8/25
Blk	4 vs Quinnipiac, 12/22/22
Stl	3 vs Boston College, 1/13/2

Double Figure Scoring	8
20+ Point Games	0
Double-Figure Rebounds	5
Double-Doubles	1

2024-25 GAME-BY-GAME

Opponent	Date	GS	MIN	Total		3-Pointers		Free throws		Rebounds				PF	A	TO	BLK	STL	PTS	AVG
				FG-FGA	PCT	3FG-3FGA	PCT	FT-FTA	PCT	OFF	DEF	TOT	AVG							
LIU	11/03/2025		11:26	2-3	.667	0-0	.000	4-4	1.000	3	1	4	4.0	3	0	0	0	0	8	8.0
Detroit Mercy	11/07/2025		14:56	2-4	.500	0-0	.000	2-3	.667	1	5	6	5.0	3	0	0	1	0	6	7.0
Eastern Ill.	11/11/2025		09:12	1-1	1.000	0-0	.000	1-2	.500	1	3	4	4.7	1	0	3	0	0	3	5.7
at Ohio St.	11/16/2025		10:53	1-2	.500	0-1	.000	0-0	.000	1	2	3	4.3	2	0	0	0	0	2	4.8
Bellarmine	11/19/2025		07:35	0-1	.000	0-0	.000	4-4	1.000	0	2	2	3.8	1	0	1	0	0	4	4.6
Totals		0	54:02	6-11	.545	0-1	.000	11-13	.846	6	13	19	3.8	10	0	4	1	0	23	4.6

Player Averages

Games Played	Minutes/game	Points/game	FG Pct	3FG Pct	FT Pct	Rebounds/game	Assists/game	Turnovers/game	Assist/Turnover ratio	Steals/game	Blocks/game
5	10.8	4.6	54.5	0.0	84.6	3.8	0.0	0.8	0.0	0.0	0.2

Senior Season (2025-26)

- Limited sample size but shooting 54.5 percent from the field (6-11).
- Off to an 11-13 (.846) start from the FT line - a career best.
- Solid senior year debut with 8 points vs. LIU on 2-3 shooting. 4-4 from the line. Also grabbed 4 boards.

Junior Season (2024-25)

- Averaged 3.8 ppg in his first 2 seasons and averaged 6.1 ppg as a junior. Missed ACC Tourney game due to concussion protocol.
- Kebba shot a career-best 55.5% from the floor.
- Shot 58.7% from two-point range. Diving deeper, Kebba was 47-66 (.712) at the rim and 17-37 (.459) in the paint.
- His last 5 games – shot 70.6% from two.
- Led team in Reb/game (5.9) & Off. Reb/game (2.2) – latter ranked 15th in ACC.
- Averaged 5.8 ppg and 6.0 rpg in ACC games.
- 2.3 offensive reb/game in league play which ranked 13th.
- 4th game in double figures after recording 10 points on 5-8 shooting at Wake Forest on March 1.
- Came up big off the bench at Boston College (2/12) with not only a career-high 12 rebounds, but the game-winning putback. Njie finished with 7 points.
- Kebba entered the year with just four double-digit scoring performances to his name. He posted two in January which included his first career double-double at NC State on Jan. 8. Njie recorded 10 points and a career-high tying 11 rebounds.
- Flirted with another double-double in win over BC on Jan. 13, posting 11 points, 9 rebounds.
- In win over Syracuse on Dec. 7, Njie earned 9 points, 9 rebounds, plus a huge block down the stretch.
- Players Era 3-game Stats — 16 PTS (5.3 ppg), co-team best 18 REB (6.0 RPG)
- In game 2 vs. Buffalo, Njie tied his career high of 12 points with an efficient 5-for-7 from the field.

CAREER STATS

SEASON	TEAM	GP-GS	MIN/AVG	Field Goals		3-Point		F-Throws		Rebounds				Scoring							
				FG-FGA	FG%	3FG-3FGA	3FG%	FT-FTA	FT%	OFF	DEF	TOT	AVG	PF-FO	A	TO	BLK	STL	PTS	AVG	
2022-23	PSU	37-26	529/14.3	52-100	.520	1-5	.200	22-37	.595	39	89	128	3.5	76-0	17	33	17	6	127	3.4	
2023-24	ND	29-27	703/24.3	37-99	.374	1-8	.125	51-67	.761	59	98	157	5.4	70-1	20	43	20	10	126	4.3	
2024-25	ND	31-30	729/23.5	71-128	.555	7-19	.368	40-57	.702	67	115	182	5.9	71-0	14	41	18	13	189	6.1	
2025-26	ND	5-0	54/10.8	6-11	.545	0-1	.000	11-13	.846	6	13	19	3.8	10-0	0	4	1	0	23	4.6	
TOTAL FOR ND		65-57	1486/22.9	114-238	.479	8-28	.286	102-137	.745	132	226	358	5.5	151-1	34	88	39	23	338	5.2	
TOTAL		102-83	2015/19.8	166-338	.491	9-33	.273	124-174	.713	171	315	486	4.8	227-1	51	121	56	29	465	4.6	



15

TOMMY AHNEMAN
FRESHMAN | CENTER

@tahneman	@TommyAhneman
Height	6-11
Eligibility	Freshman
Hometown	Fargo, ND
Previous	Cretin-Derham Hall

Season Highs

Pts	
Rebs	
FGM	
FGA	
3FGM	
3FGA	
FTM	
FTA	
Ast	
Blk	
Stl	
Double Figure Scoring	0
20+ Point Games	0
Double-Figure Rebounds	0
Double-Doubles	0

Career Highs

Pts	
Rebs	
FGM	
FGA	
3FGM	
3FGA	
FTM	
FTA	
Ast	
Blk	
Stl	
Double Figure Scoring	0
20+ Point Games	0
Double-Figure Rebounds	0
Double-Doubles	0

2025-26 GAME-BY-GAME

CAREER STATS

Freshman Season [2025-26]

- Is currently rehabbing from left knee surgery.

Prep Career

- Top-ranked prospect in the state of Minnesota and a consensus top-100 recruit.

- Transferred to Cretin-Derham for his senior year where he led them to a Section 4A Championship & a Class 4A State runner-up finish.

- Averaged 16.3 points, 10.6 rebounds, 3.2 assists, 1.3 steals and 1.7 blocks as a senior, earning All Suburban East Conference

- Earned over 1,000 career points.

- 2025 Battle of the Lakes participant.

- Prior to that, he was at Sheyenne High School in West Fargo, North Dakota, where he led his team to a Class 2A state title

- He dominated Fargo North in the state championship game with 28 points, 17 rebounds and two blocks in the 78-62 victory.

- Was named the 2024 Gatorade Player of the Year.

- Averaged 20.3 points, 13.3 rebounds, 2.2 blocks and 1.9 assists as a junior.

- Spring/Summer of 2024 – played in the Nike EYBL Champions 17U league where he averaged 20.7 points and 8.1 rebounds in 11 games with Howard Pulley.



33

CARSON TOWT

GRADUATE | FORWARD

@burke.chebuhar

@BChebuhar

Height	6-8
Eligibility	Graduate
Hometown	Gilbert, AZ
Previous	Northern Arizona

Season Highs

Pts	12	vs Bellarmine, 11/19/25
Rebs	19	vs LIU, 11/3/25
FGM	5	vs Detroit Mercy, 11/7/25
FGA	7	vs Detroit Mercy, 11/7/25
3FGM		
3FGA		
FTM	4	vs Bellarmine, 11/19/25
FTA	6	vs Bellarmine, 11/19/25
Ast	5	vs Detroit Mercy, 11/7/25
Blk	1	vs LIU, 11/3/25
Stl	2	vs LIU, 11/3/25

Double Figure Scoring	2
20+ Point Games	0
Double-Figure Rebounds	5
Double-Doubles	2

Career Highs

Pts	24	at Idaho St, 3/3/25
Rebs	19, 4x	last vs LIU, 11/3/25
FGM	11, 3x	vs. Queens, 3/23/25
FGA	21	vs Queens, 3/23/25
3FGM		
3FGA	1	at Idaho St, 12/29/22
FTM	5, 2x	last vs. Portland St, 2/11/23
FTA	15	vs. Embry Riddle, 1/5/22
Ast	11	vs Embry Riddle, 1/5/22
Blk	3	last at Oral Roberts, 12/4/24
Stl	5	vs. Park, 11/4/24

Double Figure Scoring	59
20+ Point Games	7
Double-Figure Rebounds	52
Double-Doubles	30

2024-25 GAME-BY-GAME

Opponent	Date	GS	MIN	Total		3-Pointers		Free throws		Rebounds				PF	A	TO	BLK	STL	PTS	AVG	
				FG-FGA	PCT	3FG-3FGA	PCT	FT-FTA	PCT	OFF	DEF	TOT	AVG								
LIU	11/03/2025	*	28:40	1-4	.250	0-0	.000	0-0	.000	6	13	19	19.0	2	3	0	1	2	2	2.0	
Detroit Mercy	11/07/2025	*	20:59	5-7	.714	0-0	.000	1-2	.500	4	6	10	14.5	1	5	1	0	1	11	6.5	
Eastern Ill.	11/11/2025	*	24:24	2-6	.333	0-0	.000	1-2	.500	8	3	11	13.3	4	3	3	0	1	5	6.0	
at Ohio St.	11/16/2025	*	29:07	4-5	.800	0-0	.000	0-3	.000	2	10	12	13.0	3	2	2	0	0	8	6.5	
Bellarmine	11/19/2025	*	29:23	4-6	.667	0-0	.000	4-6	.667	3	8	11	12.6	2	0	2	0	0	12	7.6	
Totals			5	132:33	16-28	.571	0-0	.000	6-13	.462	23	40	63	12.6	12	13	8	1	4	38	7.6

Player Averages

Games Played	Minutes/ game	Points/ game	FG Pct	3FG Pct	FT Pct	Rebounds/ game	Assists/ game	Turnovers/ game	Assist/Turnover ratio	Steals/ game	Blocks/ game
5	26.5	7.6	57.1	0.0	46.2	12.6	2.6	1.6	1.6	0.8	0.2

CAREER STATS

Field Goals																3-Point		F-Throws		Rebounds				Scoring			
SEASON	TEAM	GP-GS	MIN/AVG	FG-FGA	FG%	3FG-3FGA	3FG%	FT-FTA	FT%	OFF	DEF	TOT	AVG	PF-FO	A	TO	BLK	STL	PTS	AVG							
2020-21	NAU	22-19	470/21.4	51-96	.531	0-0	.000	22-43	.512	38	63	101	4.6	73-5	28	30	13	10	124	5.6							
2021-22	NAU	32-32	948/29.6	109-224	.487	0-0	.000	50-108	.463	94	186	280	8.8	100-4	119	63	10	18	268	8.4							
2022-23	NAU	35-35	991/28.3	157-295	.532	0-1	.000	40-100	.400	113	161	274	7.8	114-4	106	65	10	20	354	10.1							
2024-25	NAU	34-34	1146/33.7	199-350	.569	0-0	.000	55-145	.379	119	304	423	12.4	85-4	115	63	12	37	453	13.3							
2025-26	ND	5-5	133/26.5	16-28	.571	0-0	.000	6-13	.462	23	40	63	12.6	12-0	13	8	1	4	38	7.6							
TOTAL FOR ND		5-5	133/26.5	16-28	.571	0-0	.000	6-13	.462	23	40	63	12.6	12-0	13	8	1	4	38	7.6							
TOTAL		128-125	3687/28.8	532-993	.536	0-1	.000	173-409	.423	387	754	1141	8.9	384-17	381	229	46	89	1237	9.7							

Career Awards

- 2025 Second Team All-Big Sky // 2025 Unanimous Big Sky All-Defensive Team // 2023 Big Sky All-Tournament Team // Four-time Golden Eagle Scholar-Athlete Award recipient // 2021 Big Sky All-Academic honoree

AT NOTRE DAME

Graduate Season (2025-26)

- Has posted the best rebounding start to the season in the conference era (1995-on) with 5 straight games with double-digit rebounds.
- Averaging 12.6 rpg ranks 4th nationally & 1st in the ACC.
- 4.6 offensive rpg - 10th nationally, 1st in the ACC.
- 8.0 defensive rpg - 13th nationally, 3rd in the ACC.
- Earned his first ND double-double in game #2 with 11 points and 10 rebounds.
- Set an Irish debut rebounding record with 19 boards vs. LIU. He is now the 16th different Irish player to reel in at least 19 rebounds in a game.
- Two double-doubles in first five games.
- 11-16 (.688) around the rim.
- His 6 offensive boards played a major role in the team's 21 second chance points vs LIU. Had a season best 8 o-boards vs Eastern Illinois which helped lead to 17 second-chance points.
- His 1,141 career rebounds leads all active players. In fact, the next highest player has 941 (Graham Ike, Gonzaga). Towt's 8.9 career rebounding average ranks 20th amongst active players.
- He'll be the first Arizona native to ever suit up in an Irish uniform

AT NORTHERN ARIZONA

- Recorded 1,199 career points and 1,078 career rebounds across four seasons. He averaged 9.7 ppg and 8.8 rpg

Senior Season (2024-25)

- Led the nation in rebounding with 12.4 per game
- Set a Big Sky Conference single-season rebounding record, grabbing 423 rebounds across 34 games. The 423 rebounds led the country.
- Also led the country in defensive rebounds per game at 8.9
- Reeled in 3.5 offensive boards per game which ranked 14th nationally
- Became just the second-ever player in program history to record 1,000 rebounds, just before becoming the record holder while breaking the 63-year record that was set at 1,044 rebounds
- Was second on the team in scoring – he averaged 13.4 points per game
- Produced 20 double-doubles which ranked sixth in the nation
- Shot .569 overall from the field which ranked second in the Big Sky and 26th nationally
- Averaged 3.4 assists per game
- He snared a career-high 19 rebounds against Northern Colorado.
- Grabbed at least 10 rebounds in each of NAU's final five games
- At the end of last season his 1,078 career rebounds ranked 16th nationally amongst active players



34

MATT MACLELLAN

GRADUATE | FORWARD

@l3mattmac	@MatthewMacLell3
Height	6-9
Eligibility	Graduate
Hometown	Canton, MI
Prev. School	Madonna

Season Highs

Pts	
Rebs	
FGM	
FGA	
3FGM	
3FGA	
FTM	
FTA	
Ast	1 vs Detroit Mercy, 11/7/25
Blk	
Stl	

Double Figure Scoring	0
20+ Point Games	0
Double-Figure Rebounds	0
Double-Doubles	0

Career Highs

Pts	22, 2x last at Indiana Tech, 3/1/25
Rebs	10 at UM-Dearborn, 11/23/21
FGM	9 at Rochester Christian, 2/8/25
FGA	
3FGM	3, 2x last at Northwestern Ohio, 2/5/25
3FGA	
FTM	11 vs. St. Thomas, 12/21/24
FTA	
Ast	7 vs Cleary, 1/15/25
Blk	4 at Lawrence Tech, 2/27/2
Stl	3 at Indiana Tech, 11/18/23

AT NOTRE DAME

Graduate Season (2025-26)

- Registered not only his first minutes in an Irish uniform but also at the Division I level. Earned 1 assist vs. Detroit Mercy.

AT MADONNA

Senior Season (2024-25)

- Played in 31 games, averaging 28.3 minutes
- Averaged 14.5 points on 57.3 percent shooting from the floor
- Was 17-53 from beyond the arc, good for 32.1 percent
- Converted 67.5 percent from the free-throw line
- Reeled in 4.5 rebounds per game
- Dished out 2.8 assists per game

2025-26 GAME-BY-GAME																			
Opponent	Date	GS	MIN	Total			3-Pointers			Free throws			Rebounds				PF	A	TO
				FG-FGA	PCT	3FG-3FGA	PCT	FT-FTA	PCT	OFF	DEF	TOT	AVG	DEF	TOT	AVG			
Detroit Mercy	11/07/2025		03:08	0-0	.000	0-0	.000	0-0	.000	0	0	0	0.0	1	1	0	0	0	0
Totals		0	03:08	0-0	.000	0-0	.000	0-0	.000	0	0	0	0.0	1	1	0	0	0	0

Player Averages

Games Played	Minutes/game	Points/game	FG Pct	3FG Pct	FT Pct	Rebounds/game	Assists/game	Turnovers/game	Assist/Turnover ratio	Steals/game	Blocks/game
1	3.1	0.0	0.0	0.0	0.0	0.0	1.0	0.0	1.0	0.0	0.0


CAREER STATS

	Minutes				Totals			3-Point			Free-Throws			Rebounds				PF	FO	AST
	GP	GS	MIN	AVG	FG	FBA	PCT	FG	FBA	PCT	FT	FTA	PCT	OFF	DEF	TOT	AVG			
2020-21	9	1	13.0	11.1	8	15	.533	0	0	.000	10	19	.525	7	21	28	3.1	9	0	1
2021-22	32	5	48.6	16.2	66	131	1	5	.200	38	10	543	21	68	30	3.0	33	1	22	0.1
2022-23	33	1	53.7	15.4	52	122	517	4	15	.267	31	59	534	40	59	99	3.0	71	0	33
2023-24	34	31	101.0	30.6	140	303	162	21	74	.284	122	161	244	40	113	193	5.7	92	3	67
2024-25	31	381	81.8	28.3	161	279	17	53	.321	114	161	315	41	92	134	4.3	81	21	35	2.8
Total	139	71	301.1	21.7	436	824	529	43	147	.293	315	480	556	160	382	542	3.9	312	6	206

MACLELLAN, Matthew

SEASON	TEAM	GP-GS	MIN/AVG	Field Goals		3-Point		F-Throws		Rebounds				Scoring	
				FG-FGA	FG%	3FG-3FGA	3FG%	FT-FTA	FT%	OFF	DEF	TOT	AVG	PF-FO	A
2025-26	ND	1-0	3/3.1	0-0	.000	0-0	.000	0-0	.000	0	0	0	0.0	1-0	1
TOTAL		1-0	3/3.1	0-0	.000	0-0	.000	0-0	.000	0	0	0	0.0	1-0	1

2025-26 FIGHTING IRISH ROSTER




#0 Brady Stevens
So. // G // 6-4
Boston, MA
Wellesley



#2 Logan Imes
Jr. // G // 6-4
Zionsville, IN
Zionsville




#3 Markus Burton
Jr. // G // 6-0
Mishawaka, IN
Penn



#5 Cole Certa
So. // G // 6-5
Le Roy, IL
IMG Academy



#6 Brady Koehler
Fr. // F // 6-10
Fishers, IN
Cathedral High




#7 Ryder Frost
Fr. // F // 6-7
Beverly, MA
Phillips Exeter Academy




#10 Jalen Haralson
Fr. // G // 6-7
Anderson, IN
La Lumiere



#11 Braeden Shrewsbury
Jr. // G // 6-4
Granger, IN
State College Area



#12 Garrett Sundra
So. // F // 6-11
Ashburn, VA
Paul VI Catholic



#13 Sir Mohammed
So. // G // 6-6
Charlotte, NC
Myers Park




#14 Kebba Njie
Sr. // F // 6-10
Centerville, OH
La Lumiere / Penn St




#15 Tommy Ahneman
Fr. // C // 6-11
Fargo, ND
Cretin-Derham Hall



#22 Luke Devine
Fr. // F // 6-7
Moraga, CA
Campolindo



#33 Carson Towt
Gr. // F // 6-8
Gilbert, AZ
Gilbert High/Northern Arizona



#34 Matthew MacLellan
Gr. // F // 6-9
Canton, MI
Plymouth High/Madonna



Micah Shrewsbury
Glenn & Stacey Murphy Head Coach
3rd Season at ND
5th overall as Head Coach



Kyle Getter
Associate Head Coach
3rd Season at ND



Mike Farrelly
Assistant Coach
3rd Season at ND



Ryan Owen
Assistant Coach
3rd Season at ND



Tre Whitted
Assistant Coach
3rd Season at ND



Grady Eifert
Assistant Coach
3rd Season at ND



Bo Waggoner
Director of Ops
1st Season at ND



Pat Garrity
General Manager
1st Season at ND