

# OHIO STATE MEN'S BASKETBALL

1898 **FIRST SEASON** • 1 **NATIONAL CHAMPIONSHIP** • 10 **NCAA FINAL FOURS** • 14 **SWEET 16 APPEARANCES**  
31 **NCAA APPEARANCES** • 20 **BIG TEN CONFERENCE CHAMPIONSHIPS** • 28 **CONSENSUS ALL-AMERICANS**

## WAYS TO WATCH/LISTEN

**Watch:** FS1  
(Alex Cohen and Laphonso Ellis)

**Listen:** 97.1 The Fan / OhioStateBuckeyes.com  
(Paul Keels and Ron Stokes)

## 2025-26 SCHEDULE/RESULTS

### OCTOBER

Sun 26 **OHIO (Exh.)** W, 103-74

### NOVEMBER (3-0)

Mon 3 **IU INDY** (B1G+) W, 118-102

Fri 7 **PURDUE FW** (BTN) W, 94-68

Tue 11 **APPALACHIAN ST.** (B1G+) W, 75-53

Sun 16 **NOTRE DAME** (FS1) 12:30

Thur 20 **WESTERN MICHIGAN** (BTN) 8:00

Tue 25 **MOUNT ST. MARY'S** (BTN) 6:30

Fri 28 at Pitt (ESPN/ESPN2) 7:00

### DECEMBER (0-0)

Sat 6 at Northwestern\* (BTN) 2:00

Tue 9 **ILLINOIS\*** (Peacock/NBCSN) 7:30

Sat 13 vs. West Virginia<sup>1</sup> (ESPNU) 8:00

Sat 20 vs. North Carolina<sup>2</sup> (CBS) 3:00

Tue 23 **GRAMBLING STATE** (BTN) 2:00

### JANUARY (0-0)

Fri 2 at Rutgers\* (Peacock) 8:00

Mon 5 **NEBRASKA\*** (FS1) 6:30

Thur 8 at Oregon\* (BTN) 10:30

Sun 11 at Washington\* (Peacock/NBCSN) 6:00

Sat 17 **UCLA\*** (CBS) 1:00

Tue 20 **MINNESOTA\*** (BTN) 6:30

Fri 23 at Michigan\* (FOX) 8:00

Mon 26 **PENN STATE\*** (FS1) 7:00

Sat 31 at Wisconsin\* (FOX) 2:00

### FEBRUARY (0-0)

Thur 5 at Maryland\* (FS1) 8:30

Sun 8 **MICHIGAN\*** (CBS) 1:00

Wed 11 **USC\*** (BTN) 6:30

Sat 14 vs. Virginia<sup>3</sup> (FOX) 8:00

Tue 17 **WISCONSIN\*** (FS1) 8:30

Sun 22 at Michigan State\* (CBS) 1:00

Wed 25 at Iowa\* (BTN) 9:00

### MARCH (0-0)

Sun 1 **PURDUE\*** (CBS) 1:30

Wed 4 at Penn State\* (Peacock) 7:30

Sat 7 **INDIANA\*** (FOX) 5:30

Tu-Su 10-15 Big Ten Tournament<sup>4</sup>

\* Big Ten Conference game

(1) Cleveland Hoops Showdown (Cleveland, Ohio)

(2) CBS Sports Classic (Atlanta, Ga.)

(3) Nashville Hoops Showdown (Nashville, Tenn.)

(4) Big Ten Tournament (Chicago, Ill.)

## GAME 4

### OHIO STATE (3-0) VS. NOTRE DAME (3-0)

Sunday, Nov. 16 • 12:30 p.m. • Columbus, Ohio • Value City Arena



**Head Coach:** Jake Diebler  
2nd year overall  
Career Record: 28-18  
10th year at Ohio State  
Record at Ohio State: 28-18



**Head Coach:** Micah Shrewsberry  
7th year overall  
Career Record: 83-117  
3rd year at Notre Dame  
Record at Notre Dame: 31-38



- Ohio State will host its first Power 5 opponent of the season on Sunday when the Buckeyes welcome Notre Dame to Value City Arena.
- Sunday will be the culmination of Jerry Lucas Legacy Weekend. A statue of Lucas will be unveiled outside the arena on Friday, he will take part in the Victory Bell ringing on Saturday at the football game and he will dot the I in the Ohio State Fall Athletics Band's incomparable Script Ohio at halftime on Sunday.
- Sunday's game will be the first of a home-and-home series between Ohio State and Notre Dame as the teams are also scheduled to meet next season in South Bend on Dec. 12, 2025.
- The teams have met 13 times previously and Ohio State holds a 9-4 edge in the series.
- The Buckeyes have won each of the last three meetings with the most recent Notre Dame win coming in 1973. Ohio State is 3-2 in Columbus against the Irish.
- Ohio State has opened the season with three home victories over IU Indy, Purdue Fort Wayne and Appalachian State. The Buckeyes are averaging 95.7 points per game and are sixth in the country in effective field goal percentage at 66.4 percent.
- Bruce Thornton, the reigning Big Ten Player of the Week, leads the team in scoring at 25.7 ppg. He is shooting over 70 percent from the floor and over 56 percent from long range.
- Thornton is just three points away from passing current Director of Recruiting and former Big Ten Player of the Terence Dials for 14th place on the program's all-time scoring list.
- John Mobley Jr. has averaged 17.0 points per game and leads the team at 5.0 assists per game.
- Transfer forward Brandon Noel is coming off his 30th career double-double as he posted team highs of 17 points and 11 assists in the win over App State. He leads the team at over eight rebounds per game.
- This will be the first of three scheduled games against ACC teams over the next month. The Buckeyes will also play at Pitt in two weeks and then take on North Carolina on Dec. 20 in the CBS Sports Classic in Atlanta.
- Notre Dame has also opened the year with three home victories. The Irish are shooting it as a team better than 42 percent from long range. Mark Burton leads the team in scoring at 19.3 ppg while Carson Towt is fifth in the country in rebounds per game at 13.3 rpg.



## #0 JOHN MOBLEY JR.

SO • G • 6-2 • 185 • REYNOLDSBURG, OHIO

PPG	RPG	MPG	BLK	STL	APG	FG%	3FG%	FT%
17.0	2.7	31.3	0	1	5.0	.361	.409	.941


- One of the best shooters in the country
- Made 77 threes last year, 2nd-most by an OSU freshman
- Played in every game last year

## LAST GAME

Was a career-best 8-of-9 from the FT line and finished with 16 points and 4 rebounds

## CAREER HIGHS

Pts.....23 - 11/22/24  
Rebs.....5 - 1/30/25  
Asts.....8 (3x) - 11/3/25  
Stls.....4 - 11/25/24  
Blks.....1 (2x) - 11/7/25

#9 MATHIEU GRUJICIC *(grew-yuh-chich)*

FR • G • 6-7 • 210 • BERLIN, GERMANY

PPG	RPG	MPG	BLK	STL	APG	FG%	3FG%	FT%
1.0	0.0	4.3	0	0	0.0	.500	1.000	.000

- Has great size for a guard that can play either the 1, 2 or 3 positions on the floor
- Proven scorer on the international level

## LAST GAME

Saw 4:51 of action and missed his lone shot from the floor

## SEASON HIGHS

Pts.....3 - 11/7/25  
Rebs.....  
Asts.....  
Stls.....  
Blks.....



## #1 AMARE BYNUM

FR • F • 6-8 • 240 • OMAHA, NEB.

PPG	RPG	MPG	BLK	STL	APG	FG%	3FG%	FT%
7.7	2.0	13.7	0	0	0.3	.571	.333	.833


- Long, athletic forward
- Four-star prospect and ranked No. 47 in the class
- Best dunker on the team

## LAST GAME

Finished with 8 points and 2 rebounds in 13 minutes of action

## SEASON HIGHS

Pts.....9 - 11/7/25  
Rebs.....2 (2x) - 11/7/25  
Asts.....1 - 11/7/25  
Stls.....  
Blks.....



## #13 CHRISTOPH TILLY

SR • C • 7-0 • 240 • BERLIN, GERMANY

PPG	RPG	MPG	BLK	STL	APG	FG%	3FG%	FT%
16.7	6.7	27.7	1	2	3.6	.567	.154	.778

- Skilled 7-footer with range
- Very good passer
- Played last 3 seasons at Santa Clara
- 2nd Team All-WCC last year

## LAST GAME

Finished with 9 points, 5 rebounds and a team-high 4 assists in over 30 minutes of action

## CAREER HIGHS

Pts.....26 - 11/3/25  
Rebs.....12 - 3/23/25  
Asts.....6 - 1/25/24  
Stls.....4 - 11/28/23  
Blks.....4 - 12/30/23



## #2 BRUCE THORNTON

SR • G • 6-2 • 215 • FAIRBURN, GA.

PPG	RPG	MPG	BLK	STL	APG	FG%	3FG%	FT%
25.7	4.3	34.0	1	4	4.0	.706	.563	.870

- Leading scorer in the country through the first week
- Was tops in the Big Ten in asst-to-TO ratio last two years
- 1,564 career points

## LAST GAME

Had 13 points, 3 assists, 3 rebounds, 2 steals and a block

## CAREER HIGHS

Pts.....38 - 11/7/25  
Rebs.....8 - 12/30/23  
Asts.....10 (3x) - 11/29/24  
Stls.....4 - 1/15/24  
Blks.....2 - 3/10/23

#14 BRANDON NOEL *(Knoll)*

5TH • F • 6-8 • 240 • LUCASVILLE, OHIO

PPG	RPG	MPG	BLK	STL	APG	FG%	3FG%	FT%
9.7	8.3	26.3	0	0	1.3	.778	.333	.000

- Mature, experienced player who is in his 6th collegiate season
- Played last 3 seasons at Wright State
- Has 30 career double-doubles

## LAST GAME

Recorded his 1st double-double of the year with team-highs of 17 points and 11 rebounds

## CAREER HIGHS

Pts.....32 - 11/2/23  
Rebs.....17 - 1/6/23  
Asts.....7 - 2/8/23  
Stls.....4 - 12/19/23  
Blks.....4 (2x) - 2/16/25

#3 TAISON CHATMAN *(TAY-son)*

R-SO • G • 6-4 • 190 • MINNEAPOLIS, MINN.

PPG	RPG	MPG	BLK	STL	APG	FG%	3FG%	FT%
2.7	0.0	8.7	0	0	1.3	.667	.667	.500

- Missed last year recovering from ACL surgery
- Had a great offseason
- Played in 17 games as a true freshman in 2023-24

## LAST GAME

Played a career-high 13:07 and made his lone three-point attempt. Also had a career-high 3 assists

## CAREER HIGHS

Pts.....5 - 11/3/25  
Rebs.....2 - 2/25/24  
Asts.....3 - 11/11/25  
Stls.....  
Blks.....

#17 JOSH OJIANWUNA *(oh-JOHN-wu-nuh)*

SR • F • 6-10 • 270 • ASABA, NIGERIA

PPG	RPG	MPG	BLK	STL	APG	FG%	3FG%	FT%
0.0	0.0	0.0	0	0	0.0	.000	.000	.000

- Big, strong, physical post player
- Recovering from a knee injury in February of 2025
- Played the last 3 seasons at Baylor

## LAST GAME

Did not play

## CAREER HIGHS

Pts.....16 - 12/11/24  
Rebs.....17 - 1/11/25  
Asts.....2 (6x) - 1/14/25  
Stls.....3 (3x) - 1/4/25  
Blks.....3 (3x) - 12/31/24



## #4 GABE CUPPS

R-SO • G • 6-2 • 180 • DAYTON, OHIO

PPG	RPG	MPG	BLK	STL	APG	FG%	3FG%	FT%
3.3	4.0	21.0	0	4	1.3	.200	.250	.778

- Tough, gritty point guard with a high basketball IQ
- Transfer from Indiana
- Started 22 games as a freshman at Indiana

## LAST GAME

Had 5 points, 4 rebounds and a steal to go along with a missed breakaway dunk/layup <face palm>

## CAREER HIGHS

Pts.....11 - 12/9/23  
Rebs.....5 (3x) - 1/3/24  
Asts.....3 (4x) - 11/7/25  
Stls.....2 (8x) - 11/7/25  
Blks.....



## #20 COLIN WHITE

SO • G • 6-6 • 220 • OTTAWA, OHIO

PPG	RPG	MPG	BLK	STL	APG	FG%	3FG%	FT%
0.7	1.7	9.3	0	0	0.3	.333	.000	.000

- Provides energy off the bench
- Smart player who does a little bit of everything
- Mechanical Engineering major
- 2024 Ohio Mr. Basketball

## LAST GAME

Made his first collegiate start and played a career-high 17:37, notching a career-high 4 rebounds

## CAREER HIGHS

Pts.....6 (2x) - 11/22/24  
Rebs.....4 (2x) - 11/11/25  
Asts.....3 - 11/11/24  
Stls.....1 (4x) - 12/29/24  
Blks.....1 (3x) - 1/9/25

#7 IVAN NJEGOVAN *(ee-vahn NYEH-go-vin)*

SO • C • 7-2 • 260 • OTOČAC, CROATIA

PPG	RPG	MPG	BLK	STL	APG	FG%	3FG%	FT%
2.0	3.0	10.0	0	0	1.0	1.000	.000	.500

- Has taken a big step in his development during the offseason
- Tallest player on the team
- Played in 21 games last season as a freshman

## LAST GAME

Was 1-of-1 from the floor and 2-of-2 from the line to finish with 4 points and 3 rebounds

## CAREER HIGHS

Pts.....7 - 11/19/24  
Rebs.....6 - 1/30/25  
Asts.....3 - 11/7/25  
Stls.....  
Blks.....2 - 1/17/25



## #21 DEVIN ROYAL

JR • G • 6-6 • 230 • PICKERINGTON, OHIO

PPG	RPG	MPG	BLK	STL	APG	FG%	3FG%	FT%
14.0	5.5	20.5	0	3	0.5	.583	.571	.769


- Worked hard on his shooting in the offseason
- Transitioning to the 3-position
- Led the team in rebounding last season at 6.4 boards per game

## LAST GAME

Missed the game with a hip injury

## CAREER HIGHS

Pts.....31 - 12/17/24  
Rebs.....15 - 12/17/24  
Asts.....3 - 1/9/25  
Stls.....4 - 12/29/24  
Blks.....3 - 11/10/23



## #8 MYLES HERRO

FR • G • 6-3 • 165 • MILWAUKEE, WIS.

PPG	RPG	MPG	BLK	STL	APG	FG%	3FG%	FT%
0.0	0.0	0.0	0	0	0.0	.000	.000	.000

- Plans to redshirt this season
- Has a high basketball IQ
- Will continue to prepare his body for the physicality of the Big Ten

## LAST GAME

Did not play

## SEASON HIGHS

Pts.....  
Rebs.....  
Asts.....  
Stls.....  
Blks.....



## #55 BRAYLEN NASH

SO • G • 6-4 • 190 • NEW ALBANY, OHIO

PPG	RPG	MPG	BLK	STL	APG	FG%	3FG%	FT%
0.0	0.0	0.0	0	0	0.0	.000	.000	.000

- Athletic guard who was also a quarterback in high school
- Great lead guard on scout team
- Made his only 3-point FG on his first career attempt last season

## LAST GAME

Did not play

## CAREER HIGHS

Pts.....3 - 11/11/24  
Rebs.....  
Asts.....  
Stls.....1 - 11/19/24  
Blks.....



## JAKE DIEBLER

VALPARAISO, 2009

Record at Ohio State: 28-18

(2nd full season as head coach | 10th year overall at Ohio State)

- Named the head coach on March 17, 2024
- Is in his 10th year overall at Ohio State
- Started as video coordinator from 2014-16 under Thad Matta
- Returned as an assistant coach in 2019-20
- Elevated to associate head coach in 2021-22
- Played 116 games in 4 years at Valpo
- Ohio native, he holds the Ohio HS career steals record and is 2nd in assists



Joel Justus  
Assoc. Head Coach



Dave Dickerson  
Assistant Coach



Jamall Walker  
Assistant Coach



Luke Simons  
Assistant Coach



Brian Walsh  
Assistant Coach





## 2025-26 ROSTER BREAKDOWN

## BY CLASS

## Fifth Years (1)

Brandon Noel

## Seniors (3)

Josh Ojianwuna

Bruce Thornton

Christoph Tilly

## Juniors (1)

Devin Royal

## Sophomores (6)

Taison Chatman

Gabe Cupps

John Mobley Jr.

Braylen Nash

Ivan Njegovan

Colin White

## Freshmen (3)

Amare Bynum

Mathieu Grujicic

Myles Herro

## BY STATE

## Ohio (6)

Gabe Cupps

John Mobley Jr.

Braylen Nash

Brandon Noel

Devin Royal

Colin White

## Nebraska (1)

Amare Bynum

## Georgia (1)

Bruce Thornton

## International (4)

Ivan Njegovan (Croatia)

Mathieu Grujicic (Germany)

Josh Ojianwuna (Nigeria)

Christoph Tilly (Germany)

## Minnesota (1)

Taison Chatman

## Wisconsin (1)

Myles Herro

## NUMERICAL ROSTER

No.	Name	Pos.	Ht.	Wt.	Cl.	Hometown	H.S./Last School
0	John Mobley Jr.*	G	6-2	185	So.	Reynoldsburg, Ohio	Bishop Gorman/Wasatch Acad.
1	Amare Bynum	F	6-8	240	Fr.	Omaha, Neb.	Link Academy
2	Bruce Thornton***	G	6-2	215	Sr.	Fairburn, Ga.	Milton
3	Taison Chatman*	G	6-4	190	R-So.	Minneapolis, Minn.	Totino-Grace
4	Gabe Cupps	G	6-2	180	R-So.	Dayton, Ohio	Centerville/Indiana
7	Ivan Njegovan*	C	7-2	260	So.	Otočac, Croatia	Gimnazija Vladimira-Nazora
8	Myles Herro	G	6-3	165	Fr.	Milwaukee, Wis.	Whitnall
9	Mathieu Grujicic	G	6-7	210	Fr.	Arles, France	FC Barcelona
13	Christoph Tilly	C	7-0	240	Sr.	Berlin, Germany	Alba Berlin/Santa Clara
14	Brandon Noel	F	6-8	240	5th	Lucasville, Ohio	Chillicothe/Wright State
17	Josh Ojianwuna	F	6-10	270	Sr.	Asaba, Nigeria	NBA Global Academy/Baylor
20	Colin White*	F	6-6	220	So.	Ottawa, Ohio	Ottawa-Glandorf
21	Devin Royal*	F	6-6	230	Jr.	Pickerington, Ohio	Pickerington Central
55	Braylen Nash*	G	6-4	190	So.	New Albany, Ohio	New Albany

\* denotes letters earned at Ohio State

## SOCIAL MEDIA ROSTER

No.	Name	Twitter	Instagram	TikTok
0	John Mobley Jr.	jmobleyjr	jmobleyjr	jmobleyjr
1	Amare Bynum	amarebynumm	amarebynumm	agentunoo_
2	Bruce Thornton	Bruce2T_	bruce Thornton	
3	Taison Chatman	tchat04	taison.chatman	taison.chatman
4	Gabe Cupps	CuppsGabe	gcupps23	gcupps23
7	Ivan Njegovan	njegovan_ivan	ivan_njegovan	
8	Myles Herro	herromyles2	mylesherro	
9	Mathieu Grujicic	mathieugrujicic	mathieu.grujicic	mathieu.grujicic9
13	Christoph Tilly	ChristophTilly	christophTilly	christophTilly
14	Brandon Noel	bnoel811	bnoel1	
17	Josh Ojianwuna	JoshuaOjianwuna	ojianwunajoshua_	joshc15137
20	Colin White	ColinWhite21	colinwhite22	colin_white21
21	Devin Royal	DevinRoyal7	dev.royall	devinroyal1
55	Braylen Nash	BraylenNash	braylen.3	thebraylennash

## COACHES AND STAFF

Jake Diebler - Head Coach  
Joel Justus - Associate Head Coach  
Dave Dickerson - Assistant Coach  
Jamal Walker - Assistant Coach  
Brian Walsh - Assistant Coach  
Luke Simons - Assistant Coach  
Quadrian Banks - Strength and Conditioning Coach  
David Egelhoff - Director of Basketball Operations  
Terence Dials - Recruiting Coordinator  
Nick Kellogg - NIL/Community Relations Coordinator  
Robbie Rucki - Video Coordinator  
Tony Laurenzi - Athletic Trainer  
Cristy Sierra - Dietitian  
Paul Jones - Sports Science  
Kyle Pulvermacher - Sports Science  
Kaitlin Davis - Academic Support  
Charron Sumler - Sports Psychologist  
Danie Daluisio - Compliance  
Joe Gemma - Graphic Designer  
Enrique Cabotage - Creative Video Designer  
Nick Artinian - Social Content Manager  
John Trainer - Social Media Coordinator  
Eric Buchanan - Equipment  
Gary Petit - Athletics Communications

## PRONUNCIATION GUIDE

Amare Bynum..... uh-mare-ee  
Taison Chatman..... TAY-son  
Mathieu Grujicic ..... grew-yuh-chich  
Ivan Njegovan ..... ee-vahn NYEH-go-vin  
Brandon Noel ..... Knoll  
Josh Ojianwuna ..... oh-john-wu-nuh

## MAJORS

Amare Bynum..... Sport Industry  
Taison Chatman..... Sport Industry  
Gabe Cupps..... Finance  
Mathieu Grujicic ..... Real Estate  
Myles Herro ..... Communications  
John Mobley Jr. .... Sport Industry  
Braylen Nash ..... Sport Industry  
Ivan Njegovan ..... Business Economics  
Brandon Noel ..... Sports Coaching  
Josh Ojianwuna..... Communications  
Devin Royal ..... Sport Industry  
Bruce Thornton..... Sport Industry  
Christoph Tilly..... Communications  
Colin White ..... Mechanical Engineering

## PLAYERS BY HEIGHT

Ivan Njegovan ..... 7-1  
Christoph Tilly..... 7-0  
Josh Ojianwuna..... 6-10  
Brandon Noel, Amare Bynum..... 6-8  
Mathieu Grujicic, Devin Royal, Colin White ..... 6-6  
Taison Chatman, Braylen Nash ..... 6-4  
Myles Herro ..... 6-3  
Gabe Cupps, Bruce Thornton..... 6-2  
John Mobley Jr. .... 6-1



## GAME 4 -- VS. NOTRE DAME



### UNIVERSITY AT A GLANCE

Name of School ..... The Ohio State University  
City (Pop.) ..... Columbus, Ohio (1.7 m)  
Founded ..... 1870  
Enrollment ..... 61,326  
Nickname ..... Buckeyes  
School Colors . Scarlet (PMS 200) & Gray (PMS 429)  
Mascot ..... Brutus Buckeye  
Primary Arena Name ..... Value City Arena (19,049)  
Affiliation ..... NCAA Division I  
Conference ..... Big Ten Conference  
President ..... Walter "Ted" Carter Jr.  
Director of Athletics ..... Ross Bjork  
Associate AD/SWA ..... Janine Oman  
Ticket Office Phone ..... 614-292-2624 or  
..... 1-800-GO-BUCKS

### BASKETBALL HISTORY

First Year of Basketball ..... 1898  
All-Time Record (Years)\* ..... 1,807-1,171 (127th season)  
NCAA Appearances ..... 31  
NCAA Record ..... 52-30 (31)  
National Championships ..... 1 (1960)  
National Runners-up ..... 4  
NCAA Final Fours ..... 10  
NCAA Elite Eights ..... 14  
NCAA SWEET 16s ..... 14  
NIT Appearances ..... 10  
NIT Record ..... 21-9  
NIT Championships ..... 2  
NIT Runner-up ..... 1  
Big Ten Conference Season ..... 113th  
All-Time Big Ten Regular Season Record\* ..... 850-769  
Big Ten Championships ..... 20  
Outright Big Ten Titles ..... 13  
Big Ten Tournament Title Game Appearances ..... 9  
Big Ten Tournament Titles ..... 4  
Big Ten Tournament Record ..... 34-19

*\*The NCAA vacated 113 games (82-31) between 1998-99 and 2001-02*

### BASKETBALL STAFF

Head Coach ..... Jake Diebler (Valparaiso, 2009)  
Assoc. Head Coach ..... Joel Justus (UNCW , 2004)  
Assistant Coaches ..... Dave Dickerson (Maryland, 1990)  
..... Jamall Walker (St. Louis 2000)  
..... Luke Simons (Purdue, 2000)  
..... Brian Walsh (Akron, 2012)  
Director of Basketball Operations ..... David Egelhoff  
Recruiting Coordinator ..... Terence Dials  
NIL/Community Relations Coordinator ..... Nick Kellogg  
Video Coordinator ..... Robbie Rucki  
Strength/Conditioning ..... Quadrian Banks, PhD  
Athletic Trainer ..... Tony Laurenzi  
Dietitian ..... Cristy Sierra  
Team Physician ..... Dr. Grant Jones  
Equipment Manager ..... Eric Buchanan  
Athletic Academic Counselor ..... Kaitlin Davis  
Assistant AD, Compliance ..... Danie Daluisio  
Athletic Administrator ..... Dan Cloran

### RADIO INFORMATION

Radio Station ..... 97.1 FM The Fan  
Radio Contact Person ..... Skip Mosaic  
Phone ..... 614-460-3850  
Play-by-Play Announcer ..... Paul Keels  
Analyst ..... Ron Stokes

### ATHLETICS COMMUNICATIONS

Men's Basketball Contact ..... Gary Petit  
E-mail: ..... petit38@osu.edu  
Cell: ..... 740-516-4370  
Twitter/Instagram: ..... @GPetitOSU/petitgm

### OHIO STATE VS. NOTRE DAME

- Sunday's game will be the first of a home-and-home series as the teams are also scheduled to meet next season in South Bend on Dec. 12, 2025.
- The teams have met 13 times previously and Ohio State holds a 9-4 edge in the series.
- The Buckeyes have won each of the last three meetings with the most recent Notre Dame win coming in 1973. Ohio State is 3-2 in Columbus against the Irish and 4-2 on the road.
- The most recent meeting was on Dec. 8, 2020, in South Bend as part of the Big Ten/ACC Challenge. The Buckeyes took advantage of the sterile environment as fans weren't allowed in the stands, and they came away with a 90-85 victory. E.J. Liddell led five Buckeyes in double figures with 19 points to go along with 12 rebounds.
- The last meeting in Columbus was Notre Dame's last win in 1973. The Fighting Irish won the overtime period 9-5 to come away with a 76-72 victory in front of over 13,000 fans at St. John Arena. Stephen Repella and Daniel Gerhard each scored 16 points to lead the Buckeyes while Steven Wenner added a double-double with 11 points and 10 rebounds. Notre Dame freshman Adrian Dantley was assessed a technical foul in the game for dunking.

### OSU VS. ND SERIES HISTORY

Date	W/L	H/A/N	Score
2/17/12	L	H	23-24
2/7/14	W	A	22-20
12/28/29	W	H	29-22
1/6/31	L	A	24-27
12/28/32	W	H	30-24
3/3/34	L	A	21-33
1/31/35	W	H	31-22
3/3/36	W	A	28-23
12/4/72	W (ot)	A	81-75
12/3/73	L (ot)	H	72-76
12/6/08	W	N	67-62
12/21/13	W	N	64-61
12/8/20	W	A	90-85

### OHIO STATE VS. THE ACC

- Ohio State is 81-65 all-time vs. current members of the Atlantic Coast Conference.
- The last ACC opponent was Pitt last year in the start of a home-and-home series. The teams played a great back-and-forth game with Pitt's Zack Austin hitting a three-pointer with less than a second to play in overtime to give Pitt a 91-90 victory.
- The Buckeyes will travel to Pitt later this month and will also play North Carolina next month in the CBS Sports Classic in Atlanta.
- Ohio State has played each ACC school at least once, with the exception of one of the newest members in SMU. The Buckeyes have claimed wins against all but Clemson (0-2) and North Carolina State (0-1).
- Pitt is the most common ACC opponent for the Buckeyes as they have met 26 times with Ohio State leading the series 15-11 all-time.

### TWO CENTER COURT LOGOS

- Ohio State made a number of changes to its gameday experience and one of the most recognizable is a new court.
- That new court will have two interchangeable center court logos. In addition to the main Block O, their will also be a script Buckeyes logo to match the team's throwback uniforms.

- Ohio State is the only school in the country with multiple center court logos.

### JERRY LUCAS LEGACY WEEKEND

- Ohio State will honor one of the game's all-time greats Jerry Lucas over the Nov. 14-16 weekend.
- It starts Friday when a statue of the legend will be unveiled outside our arena. This will be just the fourth statue for Ohio State Athletics as Lucas joins Jesse Owens, Archie Griffin and Woody Hayes.
- On Saturday, Lucas will be honored as the Victory Bell ringer before the football game vs. UCLA.
- On Sunday, at halftime, Lucas will dot the I in the OSU Fall Athletics Band incomparable Script Ohio. This will be the start a new tradition of honoring Ohio State's basketball greats by having them dot the I in Script Ohio during a basketball game. Lucas will be the first basketball player to be honored.
- Lucas' list of honors of accomplishments are almost too long to list. He was the first to become a champion at every level, winning a state high school championship, an NCAA championship, an NBA championship and an Olympic gold medal.

### BRUCE THORNTON, FIRST 4-TIME CAPTAIN

- It's rare for a college player in this era to play and start games at the same school for four years. But Bruce Thornton is a rare type of player.
- He was named a captain for the 2025-26 season, becoming the first four-time captain in the 127 year history of Ohio State basketball.
- Terence Dials was the only other three-time captain in program history.
- Other multi-year captains included names like Kelvin Ransey, Ron Stokes, Dennis Hopson Scoonie Penn, Brian Brown and Kyle Young.

### THORNTON ON THE OSU SCORING LIST

- As the season progresses, Bruce Thornton is going to be passing a number of Buckeye greats as he rises on the program's All-Time scoring list.
- Thornton entered the year in 21st place with 1,487 career points over his first three seasons.

### OHIO STATE CAREER SCORING LIST

10.	1,622	Dave Sorenson	1968-70
11.	1,613	Perry Carter	1988-91
12.	1,597	Robin Freeman	1954-56
13.	1,572	Allan Hornyak	1971-73
14.	1,566	Terence Dials	2002-06
15.	1,564	Bruce Thornton	2023-25

### THORNTON'S RARE & EFFICIENT 38 POINTS

- Bruce Thornton scored a career-high 38 points on 14-of-17 shooting in the win over Purdue Fort Wayne on Nov. 7.
- That was the most points in a game by a Buckeye since Jared Sullinger scored 40 on Dec. 9, 2010.
- It also took Sullinger just 17 shot attempts to reach 40 points.
- In the last 40 years, Thornton and Sullinger are the only Buckeyes to score 38 or more points on 17 or fewer shot attempts.
- Thornton was the first player in the country this season to have 38 points on 17 or fewer field goal attempts and it only happened six times all of last year.



## GAME 4 -- VS. NOTRE DAME



## FIRST POINTS / FIRST SUBSTITUTION

Opponent	1st Pts	How	Time	Opp	1st Sub	Time
OHIO (Exh.)	Thornton	Jumper	19:04	18:15	Bynum-Noel	15:54
IU INDY	Mobley Jr.	3-pointer	19:26	19:36	Cupps-Mobley Jr.	15:57
PURDUE FW	Thornton	Jumper	19:36	18:24	Njegovan-Tilly	12:57
APPALACHIAN ST	Noel	Lay-in	18:32	19:19	Cupps-Mobley Jr.	17:08

## STARTERS

Time	1	2	3	4	5
Thornton	Mobley Jr.	Royal	Noel	Tilly	
Thornton	Mobley Jr.	Royal	Noel	Tilly	
Thornton	Mobley Jr.	Royal	Noel	Tilly	
Thornton	Mobley Jr.	White	Noel	Tilly	

## THORNTON ON THE CAREER CHARTS

- In addition to the career scoring list, Bruce Thornton will climb a number of career lists.

## CAREER POINTS

14.	1,566	Terence Dials	2002-06
15.	1,564	Bruce Thornton	2023-25

## CAREER THREE-POINTERS MADE

6.	172	Kam Williams	2015-18
7.	168	Bruce Thornton	2023-25

## CAREER THREE-POINTERS ATTEMPTED

5.	477	Marc Loving	2014-17
6.	441	Bruce Thornton	2023-25

## CAREER ASSISTS

6.	424	Mark Baker	1990-92
7.	421	Troy Taylor	1982-85
8.	420	Bruce Thornton	2023-25

## CAREER GAMES PLAYED

10.	134	Marc Loving	2014-17
10.	134	Amir Williams	2012-15
	105	Bruce Thornton	2023-25

## CAREER GAMES STARTED

10.	112	Aaron Craft	2011-14
	105	Bruce Thornton	2023-25

## BRUCE THORNTON, ONE OF THE TOP GUARDS

- Senior Bruce Thornton was named to the Bob Cousy Preseason Watch List, which honors the nation's top point guard. This was the second consecutive year in which he's been on the pre-season.
- He was also named to the Jersey Mike's Naismith Trophy Men's College Player of the Year Watch List for the second consecutive season.
- Thornton was named to the 10-member preseason All-Big Ten Team for the second consecutive year as well.
- Thornton is coming off an All-Big Ten season that saw him lead the team in scoring at a career-best 17.7 points per game. He also led the team in assists at 4.6 apg and minutes played at 36.2 mpg.
- He led the Big Ten and was Top 10 nationally with a 3.15 assist-to-turnover ratio.

## 16 THREES VS. PURDUE FW

- The Buckeyes made 16 three-pointers in the win over Purdue Fort Wayne on Nov. 7.
- That was the most three-pointers in a regular game since the team made 17 in a 91-69 win over Maryland on Jan. 11, 2018.
- It was also just two threes shy of the program's single-game record.
- John Mobley Jr. (5-of-9) and Bruce Thornton (5-of-8) both made five three-pointers in the game. That was just the fifth time since 2005 that two Buckeyes made five or more threes in the same game.

## BUCKEYES WINNING ON OPENING NIGHT

- Ohio State topped IU Indy 118-102 on Nov. 3 and is now 105-21 in season-openers and 108-17 in the home openers.

- The Buckeyes have won 22 consecutive season-openers dating back to the 2003 season.
- In 2003, the Buckeyes fell at San Francisco 76-65 on Nov. 21, 2003.
- They haven't loss a season-opener at home since losing 59-57 to Notre Dame at the start of the 1999 season. But since that whole season was vacated by the NCAA.....

## MOST POINTS IN A SEASON OPENER

- With the track meet that broke out in the season-opener between Ohio State and IU Indy, a number of records fell in the 118-102 OSU victory.
- Ohio State broke the record for points in a season opener which was 111 points vs. Bethune-Cookman in 1990.
- The OSU opponent record for points in a season opener was also topped. IU Indy's 102 eclipsed the 97 points that No. 15 Oklahoma scored in a 97-93 victory over Ohio State in the opening game of the 1988 Maui Invitational.
- The 118 points by the Buckeyes were also the most scored in a game at Value City Arena, topping the 116 points scoring in last year's double-overtime victory over Nebraska.
- Other single-game records that were topped in that game were opponent fouls and Ohio State made free throws.
- IU Indy's 36 fouls topped the 35 fouls Michigan committed on Jan. 27, 1968.
- Subsequently, the Buckeyes made 42-of-53 free throw attempts. The 42 makes were four more than the previous record and the 53 attempts were the third-most in a game in program history.

## MILESTONE WATCH

1,600 Career Points	Current Mark
Bruce Thornton	1,564 (needs 36)
Brandon Noel	1,536 (needs 64)

1,000 Career Points	Current Mark
Christoph Tilly	838 (needs 162)

900 Career Rebounds	Current Mark
Brandon Noel	814 (needs 86)

500 Career Assists	Current Mark
Bruce Thornton	420 (needs 80)

100 Career Assists	Current Mark
John Mobley Jr.	86 (needs 14)

100 Career Blocks	Current Mark
Brandon Noel	90 (needs 10)

## 376 CONSECUTIVE GAMES WITH A THREE

- Ohio State has made at least one three-point field goal in 376 consecutive games.
- The last time the Buckeyes failed to make a three-pointer was on March 2, 2014, when they were 0-for-11 in a 72-64 loss at Indiana.
- Five times during the streak the Buckeyes have had just one three-pointer in a game.
- Duane Washington Jr. (2019-21) has made the most three-pointers during the streak at 185.
- Ohio State has shot 35.7 percent (2,748-of-7,688) during the streak.

## MISCELLANEOUS STATS

Player	GAMES STARTED		
	25-26	Career	Streak
Bruce Thornton	3	105	42
Brandon Noel	3	93	92
Christoph Tilly	3	62	36
Devin Royal	2	29	-
John Mobley Jr.	3	25	25
Josh Ojjanwuna	-	24	-
Gabe Cupps	-	22	-
Colin White	1	1	1

Player	GAMES SCORED IN DOUBLE-FIGURES		
	25-26	Career	
Brandon Noel	1	80	
Bruce Thornton	3	79	
Christoph Tilly	2	42	
Devin Royal	1	26	
John Mobley Jr.	3	23	
Josh Ojjanwuna	-	17	
Gabe Cupp	-	1	
Taison Chatman	-	1	

Player	20-POINT GAMES		
	25-26	Career	
Brandon Noel	-	31	
Bruce Thornton	2	27	
Christoph Tilly	1	8	
Devin Royal	1	7	
John Mobley Jr.	-	5	

Player	30-POINT GAMES		
	25-26	Career	
Bruce Thornton	1	4	
Devin Royal	-	1	
Brandon Noel	-	1	

Player	10-REBOUND GAMES		
	25-26	Career	
Brandon Noel	2	33	
Josh Ojjanwuna	-	6	
Devin Royal	-	4	
Christoph Tilly	-	3	

Player	10-ASSIST GAMES		
	25-26	Career	
Bruce Thornton	-	3	

Player	DOUBLE-DOUBLES		
	25-26	Career	
Brandon Noel	1	30	
Josh Ojjanwuna	-	4	
Bruce Thornton	-	3	
Devin Royal	-	3	
Christoph Tilly	-	3	

Player	OPENING TIP		
	25-26		
Christoph Tilly	2-1		

Player	Charges	3-Pt	Go-Ahead	
	Drawn	Plays	Dunks	Threes
Amare Bynum	-	-	3	-
John Mobley Jr.	-	0-1	-	1
Brandon Noel	-	-	5	-
Devin Royal	-	1-1	-	-
Bruce Thornton	-	2-2	-	1
Christoph Tilly	-	2-2	-	-
Totals	0	5-6	8	2
Opponents	2	1-4		

MISCELLANEOUS		
	OSU	Opp
5-second violation	-	-
10-second violation	-	-
Shot clock violation	1	1
Technical Fouls	-	-
Successful Challenges	-	-
Unsuccessful Challenges	-	1





# JAKE DIEBLER

HEAD COACH | 2ND SEASON AS HEAD COACH | 10TH SEASON at OHIO STATE

## NOTING DIEBLER...

- Named the program's 15th head coach on March 17, 2024.
- The first Ohioan to be named Ohio State's head coach in 35 years, following Springfield, Ohio native Randy Ayers in 1989.
- Was named the Interim Head Coach on Feb. 14, 2024 and led the team to a 6-2 mark down the stretch of the regular season and at the Big Ten Tournament.
- His first "official" win came in a thrilling 73-69 win over No. 2 Purdue at home on Feb. 18, 2024.
- His first win after being named the full-time head coach was against Cornell on March 19, 2024 in the first round of the NIT.
- Is in his ninth season overall at Ohio State after serving as video coordinator for three seasons under Thad Matta from 2013-16 and then assistant coach and associate head coach under Chris Holtmann for five seasons from 2019-24.
- As video coordinator, helped mentor point guards Aaron Craft, the 2014 National Defensive Player of the Year, and D'Angelo Russell, a 2015 First-Team All-American and No. 2 overall pick in 2015 NBA Draft.
- After his return to Ohio State, he's was the lead recruiter for back-to-back Top 10 recruiting classes in 2023 and 2024 and helped develop NBA players Duane Washington Jr., E.J. Liddell, Malaki Branham and Brice Sensabaugh.
- Got his start in coaching under his coach Homer Drew in 2009 as a graduate assistant and later director of operations.
- Was then an assistant at Valparaiso under Bryce Drew and then was also an assistant on Bryce Drew's staff to Vanderbilt.
- While at Vandy, he was the primary recruiter for 5-star point guard Darius Garland and still has a good relationship with the Cleveland Cavalier guard.
- His father Keith coached high school basketball in the state of Ohio for almost 40 years, while his older brother Jeremiah coached high school basketball in the state as well. His younger brother, Jon, is currently an assistant coach at Butler University.
- Jake and his brother Jon are still near the top of the Ohio High School Basketball career records. Jon is the state's second all-time leading scorer with 3,208 points while Jake holds the career record for most steals (578) and is second in assists (835).
- Jon then played at Ohio State from 2007-11 and was one of the most prolific shooters in program history as his 374 career three-pointers are the most in program history and his 41.6 career three-point percentage is second-best.

## DIEBLER'S YEARLY RECORDS

Year	School	Record	Conf.	Postseason
2023-24	Ohio State	8-3	5-1	NIT 3rd Rd
2024-25	Ohio State	17-15	9-11	
2025-26	Ohio State	3-0	-	
Overall		28-18 (.609)	14-12 (.538)	

## DIEBLER'S TEAMS

Most Points.....	118 vs. IU Indy 11/3/25
Most Points Allowed.....	114 vs. Nebraska 3/4/25
Fewest Points.....	53 vs. Auburn 12/14/24
Fewest Points Allowed.....	30 vs. Evansville 11/19/24
Largest victory.....	+50 vs. Evansville 11/19/24
Largest defeat.....	-38 vs. Auburn 12/14/24
Longest winning streak.....	5 in 2023-24
Longest losing streak.....	3 in 2024-25
Decided by 1 point.....	1-2
Decided by 5 points or less.....	8-6
vs. ranked teams.....	5-8
vs. Top-10 teams.....	2-1
Home games.....	19-7
Away games.....	6-8
Neutral site games.....	3-3
Overtime games.....	2-2
Conference Tournament games.....	1-2
NIT games.....	2-1

## DIEBLER VS. ALL OPPONENTS

Appalachian St.	1	0	Northwestern	0	1
Auburn	0	1	Notre Dame	0	0
Campbell	1	0	Oregon	0	1
Colgate	1	0	Penn State	1	0
Evansville	1	0	Pitt	0	1
Georgia	0	1	Purdue	2	0
Grambling St.	0	0	Purdue FW	1	0
Green Bay	1	0	Rutgers	2	0
Illinois	0	2	Texas	1	0
Indiana	1	1	Texas A&M	0	1
Indiana State	1	0	UCLA	0	1
Iowa	2	1	USC	1	0
IU Indy	1	0	Valparaiso	1	0
Kentucky	1	0	Virginia	0	0
Maryland	1	1	Virginia Tech	1	0
Michigan	1	1	Washington	1	0
Michigan State	1	1	West Virginia	0	0
Minnesota	1	1	Western Michigan	0	0
Mount St. Mary's	0	0	Wisconsin	0	1
Nebraska	2	1	Youngstown St.	1	0
North Carolina	0	0			

## JAKE DIEBLER AT A GLANCE...

**FULL NAME:** Jacob Diebler  
**BORN:** October 28, 1986 (39)  
**HOMETOWN:** Gibsonburg, Ohio  
**HIGH SCHOOL:** Fostoria/Upper Sandusky  
**ALMA MATER:** Valparaiso, 2009 / 2011

**FAMILY:** Wife: Jordyn  
Daughters: Jaymes and Jessa  
Sons: Jackson and Julien

## COACHING TIME LINE:

2024-Pres. – Ohio State Head Coach  
2024 – Ohio State Interim Head Coach  
2022-24 – Ohio State Assoc. Head Coach  
2019-22 – Ohio State Assistant Coach  
2016-19 – Vanderbilt Assistant Coach  
2013-16 – Ohio State Video Coordinator  
2011-13 – Valparaiso Assistant Coach  
2010-11 – Valparaiso Dir. of Operations  
2009-10 – Valparaiso Graduate Assistant

## PLAYING CAREER:

- Ranked among the Horizon League Top 10 in a trio of categories as a senior, finishing fourth in minutes played, sixth in 3-pointers made and eighth in steals.
- Finished his Valparaiso career 10th with 130 career steals and 16th all-time with 229 career assists.
- Still holds the Ohio High School records for steals (578) and is second in assists (835) in a career.

## EDUCATION:

- Bachelor's degree in marketing from Valparaiso in 2009
- MBA from Valparaiso in 2011



## 2025-26 SEASON STATS

## Game Records

Record	Overall	Home	Away	Neutral
ALL GAMES	3-0	3-0	0-0	0-0
CONFERENCE	0-0	0-0	0-0	0-0
NON-CONFERENCE	3-0	3-0	0-0	0-0

## Score by Periods

Team	1st	2nd	OT	TOT
Ohio St.	141	146	0	287
Opponents	105	118	0	223

## Team Box Score

No.	Player				Total		3-Point		F-Throw		Rebounds											
		GP-GS	MIN	AVG	FG-FGA	FG%	3FG-3FGA	3FG%	FT-FTA	FT%	OFF	DEF	TOT	AVG	PF	DQ	A	TO	BLK	STL	PTS	AVG
2	THORNTON, Bruce	3-3	102:08	34.0	24-34	.706	9-16	.563	20-23	.870	0	13	13	4.3	4	0	12	5	1	4	77	25.7
0	MOBLEY JR., John	3-3	93:04	31.0	13-36	.361	9-22	.409	16-17	.941	1	7	8	2.7	2	0	15	8	0	1	51	17.0
13	TILLY, Christoph	3-3	82:19	27.4	17-30	.567	2-13	.154	14-18	.778	6	14	20	6.7	9	0	11	5	1	2	50	16.7
21	ROYAL, Devin	2-2	41:27	20.7	7-12	.583	4-7	.571	10-13	.769	4	7	11	5.5	6	0	1	3	0	3	28	14.0
14	NOEL, Brandon	3-3	78:13	26.1	14-18	.778	1-3	.333	0-0	.000	7	18	25	8.3	4	0	4	4	0	0	29	9.7
1	BYNUM, Amare	3-0	41:45	13.9	8-14	.571	2-6	.333	5-6	.833	3	3	6	2.0	3	0	1	5	0	0	23	7.7
4	CUPPS, Gabe	3-0	63:21	21.1	1-5	.200	1-4	.250	7-9	.778	3	9	12	4.0	7	0	4	2	0	4	10	3.3
3	CHATMAN, Taison	3-0	26:21	8.8	2-3	.667	2-3	.667	2-4	.500	0	0	0	0.0	6	0	4	4	0	0	8	2.7
7	NJEGOVAN, Ivan	3-0	30:06	10.0	2-2	1.000	0-0	.000	2-4	.500	0	9	9	3.0	5	0	3	3	0	0	6	2.0
9	GRUJICIC, Mathieu	3-0	12:28	4.2	1-2	.500	1-1	1.000	0-3	.000	0	0	0	0.0	0	0	0	0	0	0	3	1.0
20	WHITE, Colin	3-1	28:47	9.6	1-3	.333	0-2	.000	0-1	.000	1	4	5	1.7	3	0	1	0	0	0	2	0.7
55	NASH, Braylen	1-0	00:01	0.0	0-0	.000	0-0	.000	0-0	.000	0	0	0	0.0	0	0	0	0	0	0	0	0.0
Team											3	4	7				1					
Total		3	600		90-159	.566	31-77	.403	76-98	.776	28	88	116	38.7	49	0	56	40	2	14	287	95.7
Opponents		3	600		84-191	.440	25-84	.298	30-45	.667	26	47	73	24.3	77	3	39	35	3	17	223	74.3

## Team Statistics

	OSU	OPP
<b>Scoring</b>	<b>287</b>	<b>223</b>
Points per game	95.7	74.3
Scoring margin	+21.3	-
<b>Field goals-att</b>	<b>90-159</b>	<b>84-191</b>
Field goal pct	.566	.440
<b>3 point fg-att</b>	<b>31-77</b>	<b>25-84</b>
3-point FG pct	.403	.298
3-pt FG made per game	10.3	8.3
<b>Free throws-att</b>	<b>76-98</b>	<b>30-45</b>
Free throw pct	.776	.667
F-Throws made per game	25.3	10.0
<b>Rebounds</b>	<b>116</b>	<b>73</b>
Rebounds per game	38.7	24.3
Rebounding margin	+14.3	-
<b>Assists</b>	<b>56</b>	<b>39</b>
Assists per game	18.7	13.0
<b>Turnovers</b>	<b>40</b>	<b>35</b>
Turnovers per game	13.3	11.7
Turnover margin	-1.7	-
Assist/turnover ratio	1.4	1.1
<b>Steals</b>	<b>14</b>	<b>17</b>
Steals per game	4.7	5.7
<b>Blocks</b>	<b>2</b>	<b>3</b>
Blocks per game	0.7	1.0
<b>Winning streak</b>	<b>3</b>	<b>-</b>
Home win streak	3	-
<b>Attendance</b>	<b>25005</b>	<b>0</b>
Home games-Avg/Game	3-8335	0-0
Neutral site-Avg/Game	-	0-0

## Team Results

Date	Opponent		Score	Att.
11/03/2025	IU Indy	W	118-102	8141
11/07/2025	Purdue Fort Wayne	W	94-68	8926
11/11/2025	App State	W	75-53	7938



## 2025-26 SCHEDULE / RESULTS

**OVERALL: 3-0 / BIG TEN: 0-0 / HOME: 3-0 / ROAD: 0-0 / NEUTRAL: 0-0**

	OSU	OPP													
Date	Rank	Rank	Opponent	W/L	Score	Record	OSU High Scorer		OPP High Scorer		High Rebounds		High Assists		Attend.
O26	--	--	OHIO (EXH.)	W	103-74		Brandon Noel	18	Ajay Sheldon	14	Ivan Njegovan	6	Christoph Tilly	7	8,909
									Aiden Hadaway	14					
N3	--	--	IU INDY	W	118-102	1-0	Christoph Tilly	26	Kameron Tinsley	22	Brandon Noel	10	John Mobley Jr.	8	8,141
							Bruce Thornton	26							
N7	--	--	PURDUE FW	W	94-68	2-0	Bruce Thornton	38	M. Stevenson	21	Christoph Tilly	6	Bruce Thornton	5	8,926
N11	--	--	APPALACHIAN ST.	W	75-53	3-0	Brandon Noel	17	Kasen Jennings	12	Brandon Noel	11	Christoph Tilly	4	7,938
N16	--	--	NOTRE DAME												
N20	--	--	W. MICHIGAN												
N25	--	--	MOUNT ST. MARY'S												
N28	--	--	at Pitt												
D6	--	--	at Northwestern*												
D9	--	--	ILLINOIS*												
D13	--	--	vs. West Virginia¹												
D20	--	--	vs. North Carolina²												
D23	--	--	GRAMBLING ST.												
J2	--	--	at Rutgers*												
J5	--	--	NEBRASKA*												
J8	--	--	at Oregon*												
J11	--	--	at Washington*												
J17	--	--	UCLA*												
J20	--	--	MINNESOTA*												
J23	--	--	at Michigan*												
J26	--	--	PENN STATE*												
J31	--	--	at Wisconsin*												
F5	--	--	at Maryland*												
F8	--	--	MICHIGAN*												
F11	--	--	USC*												
F14	--	--	vs. Virginia³												
F17	--	--	WISCONSIN*												
F22	--	--	at Michigan State*												
F25	--	--	at Iowa*												
M1	--	--	PURDUE*												
M4	--	--	at Penn State*												
M7	--	--	INDIANA*												
M10-15	--	--	Big Ten Tournament⁴												

CAPS - home game

\* - Big Ten game

(1) Cleveland Hoops Showdown -- Rocket Arena (Cleveland, Ohio)

(2) CBS Sports Classic -- State Farm Arena (Atlanta, Ga.)

(3) Nashville Hoops Showdown -- Bridgestone Arena (Nashville, Tenn.)

(4) Big Ten Tournament -- United Center (Chicago, Ill.)

Rank = Associated Press / Coaches (at time of game)





## SEASON / CAREER STATISTICS

Player	Season Statistics										Career Statistics									
	GP-GS	MIN/G	FG%	3FG%	FT%	R/G	A/G	STL	BLK	PTS/G	GP-GS	MIN/G	FG%	3FG%	FT%	R/G	A/G	STL	BLK	PTS/G
BYNUM, Amare	3-0	13.9	.571	.333	.833	2.0	0.3	0	0	7.7	3-0	13.9	.571	.333	.833	2.0	0.3	0	0	7.7
CHATMAN, Taison	3-0	8.8	.667	.667	.500	0.0	1.3	0	0	2.7	20-0	4.9	.381	.333	.500	0.4	0.5	0	0	1.3
CUPPS, Gabe	3-0	21.1	.200	.250	.778	4.0	1.3	4	0	3.3	40-22	20.1	.340	.326	.682	1.8	1.2	28	0	2.4
GRUJICIC, Mathieu	3-0	4.2	.500	1.000	.000	0.0	0.0	0	0	1.0	3-0	4.2	.500	1.000	.000	0.0	0.0	0	0	1.0
MOBLEY JR., John	3-3	31.0	.361	.409	.941	2.7	5.0	1	0	17.0	35-25	28.1	.387	.387	.892	1.6	2.5	24	2	13.3
NASH, Braylen	1-0	0.0	.000	.000	.000	0.0	0.0	0	0	0.0	10-0	1.4	1.000	1.000	1.000	0.0	0.0	1	0	0.5
NJEGOVAN, Ivan	3-0	10.0	1.000	.000	.500	3.0	1.0	0	0	2.0	24-0	6.2	.536	.286	.636	1.7	0.2	0	8	1.6
NOEL, Brandon	3-3	26.1	.778	.333	.000	8.3	1.3	0	0	9.7	100-93	32.3	.567	.372	.772	8.1	1.6	85	90	15.4
ROYAL, Devin	2-2	20.7	.583	.571	.769	5.5	0.5	3	0	14.0	66-29	19.8	.522	.271	.757	4.6	0.7	40	19	9.2
THORNTON, Bruce	3-3	34.0	.706	.563	.870	4.3	4.0	4	1	25.7	105-105	33.4	.467	.381	.831	3.3	4.0	109	11	14.9
TILLY, Christoph	3-3	27.4	.567	.154	.778	6.7	3.7	2	1	16.7	89-62	18.9	.551	.280	.726	4.2	1.6	52	56	9.4
WHITE, Colin	3-1	9.6	.333	.000	.000	1.7	0.3	0	0	0.7	22-1	8.2	.348	.267	.429	1.1	0.3	5	3	1.0

## Scoring

Player	Season Statistics									Career Statistics								
	FG-FGA	FG%	3FG-3FGA	3FG%	FT-FTA	FT%	PTS	PTS/G		FG-FGA	FG%	3FG-3FGA	3FG%	FT-FTA	FT%	PTS	PTS/G	
BYNUM, Amare	8-14	.571	2-6	.333	5-6	.833	23	7.7		8-14	.571	2-6	.333	5-6	.833	23	7.7	
CHATMAN, Taison	2-3	.667	2-3	.667	2-4	.500	8	2.7		8-21	.381	6-18	.333	3-6	.500	25	1.3	
CUPPS, Gabe	1-5	.200	1-4	.250	7-9	.778	10	3.3		33-97	.340	15-46	.326	15-22	.682	96	2.4	
GRUJICIC, Mathieu	1-2	.500	1-1	1.000	0-3	.000	3	1.0		1-2	.500	1-1	1.000	0-3	.000	3	1.0	
MOBLEY JR., John	13-36	.361	9-22	.409	16-17	.941	51	17.0		145-375	.387	86-222	.387	91-102	.892	467	13.3	
NASH, Braylen	0-0	.000	0-0	.000	0-0	.000	0	0.0		1-1	1.000	1-1	1.000	2-2	1.000	5	0.5	
NJEGOVAN, Ivan	2-2	1.000	0-0	.000	2-4	.500	6	2.0		15-28	.536	2-7	.286	7-11	.636	39	1.6	
NOEL, Brandon	14-18	.778	1-3	.333	0-0	.000	29	9.7		591-1043	.567	86-231	.372	268-347	.772	1536	15.4	
ROYAL, Devin	7-12	.583	4-7	.571	10-13	.769	28	14.0		213-408	.522	23-85	.271	159-210	.757	608	9.2	
THORNTON, Bruce	24-34	.706	9-16	.563	20-23	.870	77	25.7		531-1136	.467	168-441	.381	334-402	.831	1564	14.9	
TILLY, Christoph	17-30	.567	2-13	.154	14-18	.778	50	16.7		320-581	.551	23-82	.280	175-241	.726	838	9.4	
WHITE, Colin	1-3	.333	0-2	.000	0-1	.000	2	0.7		8-23	.348	4-15	.267	3-7	.429	23	1.0	

## Totals

Player	Season Statistics									Career Statistics								
	O-REB	D-REB	TOTAL	PF	FO	A	TO	A/TO		O-REB	D-REB	TOTAL	PF	FO	A	TO	A/TO	
BYNUM, Amare	3	3	6	3	0	1	5	0.2		3	3	6	3	0	1	5	0.2	
CHATMAN, Taison	0	0	0	6	0	4	4	1.0		2	6	8	15	0	10	13	0.8	
CUPPS, Gabe	3	9	12	7	0	4	2	2.0		5	68	73	76	1	48	29	1.7	
GRUJICIC, Mathieu	0	0	0	0	0	0	0	0.0		0	0	0	0	0	0	0	0.0	
MOBLEY JR., John	1	7	8	2	0	15	8	1.9		6	51	57	62	1	86	55	1.6	
NASH, Braylen	0	0	0	0	0	0	0	0.0		0	0	0	1	0	0	1	0.0	
NJEGOVAN, Ivan	0	9	9	5	0	3	3	1.0		13	28	41	21	0	5	5	1.0	
NOEL, Brandon	7	18	25	4	0	4	4	1.0		196	618	814	216	4	158	205	0.8	
ROYAL, Devin	4	7	11	6	0	1	3	0.3		106	197	303	154	2	48	85	0.6	
THORNTON, Bruce	0	13	13	4	0	12	5	2.4		36	311	347	170	2	420	140	3.0	
TILLY, Christoph	6	14	20	9	0	11	5	2.2		126	245	371	206	4	142	120	1.2	
WHITE, Colin	1	4	5	3	0	1	0	0.0		8	17	25	24	0	7	6	1.2	



## OHIO STATE GAME-BY-GAME STATS

			Total		3-Pointers		Free throws		Rebounds											
Opponent	Date	Score		FG-FGA	PCT	3FG-3FGA	PCT	FT-FTA	PCT	OFF	DEF	TOT	AVG	PF	A	TO	BLK	STL	PTS	AVG
IU Indy	11/03/2025	118-102	W	34-54	.630	8-22	.364	42-53	.792	11	30	41	41.0	17	19	17	1	6	118	118.0
Purdue Fort Wayne	11/07/2025	94-68	W	34-51	.667	16-28	.571	10-13	.769	4	29	33	37.0	17	22	19	0	5	94	106.0
App State	11/11/2025	75-53	W	22-54	.407	7-27	.259	24-32	.750	13	29	42	38.7	15	15	4	1	3	75	95.7
Total		287		90-159	.566	31-77	.403	76-98	.776	28	88	116	38.7	49	56	40	2	14	287	95.7
Opponents		223		84-191	.440	25-84	.298	30-45	.667	26	47	73	24.3	77	39	35	3	17	223	74.3

### Ohio St. Averages

Games Played	Points/game	FG Pct	3FG Pct	FT Pct	Rebounds/game	Assists/game	Turnovers/game	Assist/Turnover ratio	Steals/game	Blocks/game
3	95.7	56.6	40.3	77.6	38.7	18.7	13.3	1.4	4.7	0.7

## OPPONENT GAME-BY-GAME STATS

			Total		3-Pointers		Free throws		Rebounds											
Opponent	Date	Score		FG-FGA	PCT	3FG-3FGA	PCT	FT-FTA	PCT	OFF	DEF	TOT	AVG	PF	A	TO	BLK	STL	PTS	AVG
IU Indy	11/03/2025	118-102	W	38-76	.500	12-38	.316	14-20	.700	12	13	25	25.0	36	20	13	0	6	102	102.0
Purdue Fort Wayne	11/07/2025	94-68	W	26-59	.441	5-21	.238	11-17	.647	7	10	17	21.0	16	9	13	3	11	68	85.0
App State	11/11/2025	75-53	W	20-56	.357	8-25	.320	5-8	.625	7	24	31	24.3	25	10	9	0	0	53	74.3
Total		223		84-191	.440	25-84	.298	30-45	.667	26	47	73	24.3	77	39	35	3	17	223	74.3
Ohio St.		287		90-159	.566	31-77	.403	76-98	.776	28	88	116	38.7	49	56	40	2	14	287	95.7

### Opponents Averages

Games Played	Points/game	FG Pct	3FG Pct	FT Pct	Rebounds/game	Assists/game	Turnovers/game	Assist/Turnover ratio	Steals/game	Blocks/game
3	74.3	44.0	29.8	66.7	24.3	13.0	11.7	1.1	5.7	1.0



GAME-BY-GAME COMPARISON

Opponent	1st	2nd	Score	Mar	Total FG	FG Pct	3-Pointers	3FG Pct	Free Throws	FT Pct	Rebs	Mar	Assist	TOver	Block	Steal	Fouls
IU INDY	66/50	52/52	118-102	+16	34-54/38-76	.630/.500	8-22/12-38	.364/.316	42-53/14-20	.792/.700	41/25	+16	19/20	17/13	1/0	6/6	17/36
PURDUE FW	45/30	49/38	94-68	+26	34-51/26-59	.667/.441	16-28/5-22	.571/.227	10-13/11-17	.769/.647	33/17	+16	22/9	19/13	0/3	5/11	17/16
APP STATE	30/25	45/28	75-53	+22	22-54/20-56	.407/.357	7-27/8-25	.259/.320	24-32/5-8	.750/.625	42/31	+11	15/10	4/9	1/0	3/0	15/25

ANALYSIS STATISTICS

Date	Opponent	W/L	Score	Largest Lead				Time Led		Paint		Off TOs		2nd Chance		Fastbreak		Bench	
				OSU	Opp	Ties	LC	OSU	Opp	OSU	Opp	OSU	Opp	OSU	Opp	OSU	Opp	OSU	Opp
11/3/2025	IU Indy	W	118-102	22	2	1	3	38:56	:25	50	36	22	19	11	16	17	7	20	51
11/7/2025	Purdue FW	W	94-68	26	-	-	-	39:36	-	34	40	18	17	6	10	0	6	12	11
11/11/2025	Appalachian St.	W	75-53	28	12	2	1	20:33	16:57	26	20	14	2	16	12	6	3	30	20
Averages										50.0	36.0	22.0	19.0	11.0	16.0	17.0	7.0	20.0	51.0





## INDIVIDUAL SUPERLATIVES

	OHIO STATE		OPPONENT	
Points	38	Bruce Thornton vs Purdue FW (11/07/25)	22	Kameron Tinsley vs IU Indy (11/03/25)
FGs Made	14	Bruce Thornton vs Purdue FW (11/07/25)	9	Kyler D'Augustino vs IU Indy (11/03/25) Mikale Stevenson vs Purdue FW (11/07/25)
FG Attempts	17	Bruce Thornton vs Purdue FW (11/07/25)	17	Mikale Stevenson vs Purdue FW (11/07/25) Kasen Jennings vs App State (11/11/25)
FG % ( <i>min 5 made</i> )	.824 (14-17)	Bruce Thornton vs Purdue FW (11/07/25)	1.000 (5-5)	Darius Duffy vs Purdue FW (11/07/25)
3-Pt FGs Made	5	Bruce Thornton vs Purdue FW (11/07/25) John Mobley Jr. vs Purdue FW (11/07/25)	3	Four players
3-Pt FG Attempts	9	John Mobley Jr. vs Purdue FW (11/07/25)	11	Kameron Tinsley vs IU Indy (11/03/25)
3-Pt FG % ( <i>min 4 made</i> )	.625 (5-8)	Bruce Thornton vs Purdue FW (11/07/25)	--	
FTs Made	10	Bruce Thornton vs IU Indy (11/03/25) Devin Royal vs IU Indy (11/03/25)	7	DeAndre Craig vs Purdue FW (11/07/25)
FT Attempts	13	Devin Royal vs IU Indy (11/03/25) Christoph Tilly vs IU Indy (11/03/25)	7	DeAndre Craig vs Purdue FW (11/07/25)
FT % ( <i>min 8 made</i> )	.889 (8-9)	John Mobley Jr. vs App State (11/11/25)		
Rebounds	11	Brandon Noel vs App State (11/11/25)	7	Luke Wilson vs App State (11/11/25)
Assists	8	John Mobley Jr. vs IU Indy (11/03/25)	8	Finley Woodward vs IU Indy (11/03/25)
Steals	2	Three times	6	Corey Hadnot II vs Purdue FW (11/07/25)
Blocked Shots	1	Christoph Tilly vs IU Indy (11/03/25)	2	Darius Duffy vs Purdue FW (11/07/25)
Turnovers	5	Christoph Tilly vs Purdue FW (11/07/25)	4	Kameron Tinsley vs IU Indy (11/03/25)
Fouls	4	Three times	5	Three times
Minutes	35:46	Bruce Thornton vs Purdue FW (11/07/25)	32:20	Corey Hadnot II vs Purdue FW (11/07/25)

## TEAM SUPERLATIVES

	OSU HIGH		OSU LOW		OPPONENT HIGH		OPPONENT LOW	
Points	118	IU INDY (11/03/25)	75	APP STATE (11/11/25)	102	IU INDY (11/03/25)	53	APP STATE (11/11/25)
FGs Made	34	IU INDY (11/03/25) PURDUE FW (11/07/25)	22	APP STATE (11/11/25)	38	IU INDY (11/03/25)	20	APP STATE (11/11/25)
FG Attempts	54	IU INDY (11/03/25) APP STATE (11/11/25)	51	PURDUE FW (11/07/25)	76	IU INDY (11/03/25)	56	APP STATE (11/11/25)
FG %	.667 (34-51)	IU INDY (11/03/25)	.407 (22-54)	APP STATE (11/11/25)	.500 (38-76)	IU INDY (11/03/25)	.357 (20-56)	APP STATE (11/11/25)
Single Half FG %	.727 (16-22)	PURDUE FW (11/07/25)	.286 (8-28)	APP STATE (11/11/25)	.500 (21-42)	IU INDY (11/03/25)	.357 (20-56)	APP STATE (11/11/25)
3-PT FGs Made	16	PURDUE FW (11/07/25)	7	APP STATE (11/11/25)	12	IU INDY (11/03/25)	5	PURDUE FW (11/07/25)
3-PT FG Attempts	28	PURDUE FW (11/07/25)	22	IU INDY (11/03/25)	38	IU INDY (11/03/25)	22	PURDUE FW (11/07/25)
3 PT FG %	.571 (16-28)	PURDUE FW (11/07/25)	.259 (7-27)	APP STATE (11/11/25)	.320 (8-25)	APP STATE (11/11/25)	.227 (5-22)	PURDUE FW (11/07/25)
FTs Made	42	IU INDY (11/03/25)	10	PURDUE FW (11/07/25)	14	IU INDY (11/03/25)	5	APP STATE (11/11/25)
FT Attempts	53	IU INDY (11/03/25)	13	PURDUE FW (11/07/25)	20	IU INDY (11/03/25)	8	APP STATE (11/11/25)
FT %	.792 (42-53)	IU INDY (11/03/25)	.750 (24-32)	APP STATE (11/11/25)	.700 (14-20)	IU INDY (11/03/25)	.625 (5-8)	APP STATE (11/11/25)
Rebounds	42	APP STATE (11/11/25)	33	PURDUE FW (11/07/25)	31	APP STATE (11/11/25)	17	PURDUE FW (11/07/25)
Assists	22	PURDUE FW (11/07/25)	15	APP STATE (11/11/25)	20	IU INDY (11/03/25)	9	PURDUE FW (11/07/25)
Steals	6	IU INDY (11/03/25)	3	APP STATE (11/11/25)	11	PURDUE FW (11/07/25)	0	APP STATE (11/11/25)
Blocked Shots	1	IU INDY (11/03/25) APP STATE (11/11/25)	0	PURDUE FW (11/07/25)	3	PURDUE FW (11/07/25)	0	IU INDY (11/03/25) APP STATE (11/11/25)
Turnovers	19	PURDUE FW (11/07/25)	4	APP STATE (11/11/25)	13	IU INDY (11/03/25) PURDUE FW (11/07/25)	9	APP STATE (11/11/25)
Fouls	17	IU INDY (11/03/25) PURDUE FW (11/07/25)	15	APP STATE (11/11/25)	36	IU INDY (11/03/25)	16	PURDUE FW (11/07/25)
DQ's	--	--	--	--	3	IU INDY (11/03/25)		



## GAME 4 -- VS. NOTRE DAME



### 2025-26 HALF HIGHS AND LOWS

	Ohio State			Opponent	
	High	Low		High	Low
1st Half	66 (11/3/25)	30 (11/11/25)	1st Half	50 (11/3/25)	25 (11/11/25)
2nd Half	52 (11/3/25)	45 (11/11/25)	2nd Half	52 (11/3/25)	28 (11/11/25)

	Under Diebler	25-26
1 point games	1-2	0-0
5 or fewer points	6-6	0-0
6-10 points	3-6	0-0
11-15 points	2-1	0-0
16-20 points	5-0	1-0
21+ points	10-2	2-0

### 2025-26 POINT DIFFERENTIALS

Margin	16	22	26	
Wins	1	1	1	
Losses				

## OHIO STATE RECORD WHEN...

### DAY Under Diebler 25-26

On Monday	6-0	1-0
On Tuesday	6-2	1-0
On Wednesday	2-2	0-0
On Thursday	4-3	0-0
On Friday	2-5	1-0
On Saturday	3-2	0-0
On Sunday	5-4	0-0

### MONTH Under Diebler 25-26

In November	8-2	3-0
In December	4-2	0-0
In January	4-4	0-0
In February	6-6	0-0
In March	6-4	0-0

### OVERTIME Under Diebler 25-26

At home	1-2	0-0
On road	1-0	0-0
Neutral site	0-0	0-0

### HALVES Under Diebler 25-26

Leading at halftime	24-6	3-0
Trailing at halftime	4-11	0-0
Tied at halftime	0-1	0-0

### VS. RANKED Under Diebler 25-26

vs. ranked team at home	2-3	0-0
vs. ranked team on road	1-3	0-0
vs. ranked team on neutral site	2-2	0-0

### REBOUNDS Under Diebler 25-26

OSU has more rebounds	22-2	3-0
OSU has fewer rebounds	6-16	0-0
Rebounds are tied	0-0	0-0

### ASSISTS Under Diebler 25-26

OSU has 15 or more	16-3	3-0
OSU has 20 or more	4-2	1-0
Allow 9 or fewer	5-4	1-0

### TURNOVERS Under Diebler 25-26

OSU has 10 or fewer	13-9	1-0
OSU has fewer than opponent	11-8	1-0
Force 15 or more	5-2	0-0

### BLOCKS Under Diebler 25-26

OSU has 5 or more	12-4	0-0
OSU has 0 blocks	2-0	1-0
Opponent has 5 or more	4-6	0-0

### STEALS Under Diebler 25-26

OSU has 10 or more	4-2	0-0
OSU has 5 or more	21-13	2-0
Opponent has 10 or more	1-0	1-0

### EXTRA POSSESSION Under Diebler 25-26

OSU has more rebounds & fewer turnovers	8-2	1-0
---	-----	-----

### OSU POINTS Under Diebler 25-26

OSU scores 49 or fewer	0-1	0-0
OSU scores 50-59	0-2	0-0
OSU scores 60-69	1-5	0-0
OSU scores 70-79	6-8	1-0
OSU scores 80-89	12-1	0-0
OSU scores 90-99	4-1	1-0
OSU scores 100+	5-0	1-0

### OPP POINTS Under Diebler 25-26

Opponent scores 49 or fewer	1-0	0-0
Opponent scores 50-59	4-0	1-0
Opponent scores 60-69	11-3	1-0
Opponent scores 70-79	6-9	0-0
Opponent scores 80-89	4-4	0-0
Opponent scores 90-99	0-2	0-0
Opponent scores 100+	2-0	1-0

### SHOOTING % Under Diebler 25-26

OSU shoots 50% or better (FG)	18-1	14-1
OSU shoots 40% or better (3FG)	12-3	8-3
OSU shoots 80% or better (FT)	11-7	7-6
Opp shoots under 40% (FG)	10-2	7-2
Opp shoots under 30% (3FG)	13-7	9-5

### 3-PT FGS Under Diebler 25-26

OSU makes 10 or more	11-3	1-0
OSU makes 5 or fewer	5-5	0-0
Opponent makes 5 or fewer	12-6	1-0

### FT ATTEMPTS Under Diebler 25-26

OSU attempts more FT	16-4	2-0
OSU attempts fewer FT	12-14	1-0

### STARTING LINEUP 25-26

Thornton, Mobley Jr., Royal, Noel, Tilly	2-0
Thornton, Mobley Jr., White, Noel, Tilly	1-0

### UNIFORM COLOR 25-26

Home White	3-0
Road Scarlet	0-0
Clark Kellogg era Gray	0-0
Clark Kellogg era White	0-0
Jim Jackson era Scarlet	0-0

### STAFF 1/4 ZIP COLOR 25-26

Black	2-0
Scarlet	1-0

### TV ANNOUNCER 25-26

Connor Canfield	1-0
Gabe Eaker	2-0
Harrison Hall	1-0
Mason Jarrell	2-0
Joey Lane	1-0
Jason Ross Jr.	1-0



## THE LAST TIME OHIO STATE...

## SCORING

Team	
100 Points Scored	118, vs. IU Indy (11/3/25)
vs. Big Ten	116, vs. Nebraska (3/4/25)
120 Points Scored	121, vs. George Mason (1/8/95)
50 or Fewer Points Scored	49, vs. Northwestern (2/20/25)
vs. Big Ten	49, vs. Northwestern (2/20/25)
<b>Half</b>	
50 Points Scored at Halftime	66, vs. IU Indy (11/3/25)
vs. Big Ten	52, at USC (2/26/25)
50+ Points Scored in Both Halves	66/52, vs. IU Indy (11/3/25)
60 Points Scored at Halftime	66, vs. IU Indy (11/3/25)
50 Points Scored in Either Half	52 (2nd), vs. IU Indy (11/3/25)
vs. Big Ten	52 (2nd), vs. Iowa (1/27/25)
60 Points Scored in Either Half	66 (1st), vs. IU Indy (11/3/25)
vs. Big Ten	60 (2nd) vs. Penn State (12/7/19)
10 or Fewer Pts Scored before Half	9, at Michigan State (2/7/96)
15 or Fewer Pts Scored before Half	14, vs. Michigan State (2/12/23)
20 or Fewer Pts Scored during a Half	17 (1st) at Maryland (12/4/24)
vs. Big Ten	17 (1st) at Maryland (12/4/24)
30+ point improvement 1st to 2nd half/W	+31 (22/53 W, 75-56) vs. Youngstown State (12/18/18)
30+ point improvement 1st to 2nd half/L	+31 (16/47 L, 73-67 OT) vs. Wisconsin (3/10/19)

## Individual

40 Points by a Player	40, Jared Sullinger, vs. IUPUI (12/19/10)
vs. Big Ten	42, Clark Kellogg, vs. Northwestern (1/15/81)
30 Points by a Player	38, Bruce Thornton, vs. Purdue FW (11/7/25)
vs. Big Ten	30, Micah Parrish, at Nebraska (2/9/25)
Double-Double in 1st Half	Zed Key (13p/10r) vs. Charleston Southern (11/10/22)
Double-Double in 1st Half (Big Ten)	Jae'Sean Tate (13p/10r) vs. Wisconsin (2/23/17)
Triple-Double (Pts./Rebs./Asts.)	JaQuan Lyle vs Rutgers (16p/12r/11a on 1/13/16)
Double-Double (Pts./Asts.)	Bruce Thornton (20p/10a) vs. No. 13 Illinois (3/15/24)
vs. Big Ten	Bruce Thornton (20p/10a) vs. No. 13 Illinois (3/15/24)
2+ Double-Doubles, game	Brice Sensabaugh (18p/10r) & Zed Key (11p, 10r) at Nebraska (1/18/23)
	Zed Key (13p/10r) vs. Miami (Ohio) (12/6/23)
Double-Double off the bench	Christoph Tilly (28), Bruce Thornton (26), Devin Royal (22) vs. IU Indy (11/3/25)
Two Players with 20+ Points	Brice Sensabaugh (21), Bruce Thornton (20) at Michigan State (3/4/23)
	Bruce Thornton (20), Micah Parrish (20) at USC (2/26/25), Bruce Thornton (29) Micah Parrish (22), Devin Royal (22), John Mobley Jr. (20) vs. Nebraska (3/4/25)
Two Freshmen with 20+ Points	Christoph Tilly (28), Bruce Thornton (26), Devin Royal (22) vs. IU Indy (11/3/25)
Back to Back Gms Two Players with 20 Pts	Bruce Thornton (29) Micah Parrish (22), Devin Royal (22), John Mobley Jr. (20) vs. Nebraska (3/4/25)
	Christoph Tilly (28), Bruce Thornton (26), Devin Royal (22) vs. IU Indy (11/3/25)
Three Players with 20 Points	Bruce Thornton (29) Micah Parrish (22), Devin Royal (22), John Mobley Jr. (20) vs. Nebraska (3/4/25)
Four Players with 20 Points	Christoph Tilly (28), Bruce Thornton (26), Devin Royal (22), John Mobley Jr. (20) vs. Nebraska (3/4/25)
	Christoph Tilly (28), Bruce Thornton (26) vs. IU Indy (11/3/25)
Two Players with 25 Points	D'Angelo Russell (25) at Minnesota (1/6/15)
25 points in 1st half	Justin Ahrens (25-2nd/29 for game) vs. Iowa (2/26/19)
25 points in either half	Justin Ahrens (25-2nd/29 for game) vs. Iowa (2/26/19)
vs. Big Ten	Bruce Thornton (26) vs. IU Indy (11/325)
25+ pts in back to back games	(38) vs. Purdue FW (11/7/25)
	Keita Bates-Diop (27) at Iowa 1/4/18,
25+ pts in 3 consecutive games	(32) vs. MSU 1/7/18, (26) vs. Maryland 1/11/18
	Bruce Thornton (30) vs. No. 4 Kentucky (12/21/24)
30+ pts in back to back games	(33) vs. Indiana State (12/29/24)
	John Mobley Jr. vs. Campbell (11/22/24)
Player scored 20+ off the Bench	31/15, Devin Royal vs. Valparaiso (12/27/24)
Player had 20+pts, 15+ Rebounds	Dashaun Thomas (1/2-13/2013)
5-Consecutive 20 pt. Games	15 (half 2), Justice Sueing vs. No. 19 Texas Tech (11/23/22)
Scored 15+ consecutive pts in a game	

## Double Figures

Five Players in Double Figures	vs. Nebraska (3/4/25); Bruce Thornton (29) Micah Parrish (22), Devin Royal (22), John Mobley Jr. (20), Sean Stewart (13)
vs. Big Ten	vs. Nebraska (3/4/25); Bruce Thornton (29) Micah Parrish (22), Devin Royal (22), John Mobley Jr. (20), Sean Stewart (13)
Six Players in Double Figures	vs. Green Bay (11/25/24); Thornton (25) Mobley Jr. (14), Johnson (17), Stewart (11), Mahaffey (10), Parrish (10), Royal (10)
vs. Big Ten	vs. No. 21 Maryland (3/1/23); Sueing (16) Sensabaugh (12), Okpara (12), Likekele (11), Thornton (10), McNeil (10)
Seven Players in Double Figures	vs. Green Bay (11/25/24); Thornton (25) Mobley Jr. (14), Johnson (17), Stewart (11), Mahaffey (10), Parrish (10), Royal (10)
Zero Players in Double Figures	vs. Illinois (1/24/96)
Five Starters in Double Figures	vs. Nebraska (3/4/25); Bruce Thornton (29) Micah Parrish (22), Devin Royal (22), John Mobley Jr. (20), Sean Stewart (13)
	vs. Nebraska (3/4/25); Bruce Thornton (29) Micah Parrish (22), Devin Royal (22), John Mobley Jr. (20), Sean Stewart (13)
vs. Big Ten	vs. Michigan State (2/12/23)
Zero Starters in Double Figures	vs. St. Francis (12/3/22); Sensabaugh (15), Thornton (13)
Four Freshmen in Double Figures	Gayle Jr. (12), Okpara (10)

## FIELD GOALS

40 Field Goals	40 (62), vs. Campbell (11/21/24)
20 or Fewer Field Goals	20 (63), at UCLA (2/23/25)
vs. Big Ten	20 (63), at UCLA (2/23/25)
15 or Fewer Field Goals	14 (41), at Northwestern (1/27/24)
Starters Made 1st 15 Field Goals Att.	vs. N. Florida (11/29/13); Scott (3-3), A. Williams (4-4), Smith Jr. (2-2), Craft (3-3), Ross (3-3)
	vs. Washington (2/12/25); (5 3s/5 2s) 9:45-1:18 (1st)
Team made 10-Consecutive FGs	

## Individual

Made 10+ consecutive 2 pt FGs	10, K. Wesson vs Youngstown State (12/18/18)
Made 15+ consecutive 2 pt. FGs	17, Deshaun Thomas vs. SC Upstate (6, 12/14/11) and South Carolina (11, 12/17/11)
10 Field Goals Made	14 (17), Bruce Thornton, vs. Purdue FW (11/7/25)
10 Field Goals and Free Throws Made	10/10, Kaleb Wesson at No. 15 Illinois (2/24/22)

## Field Goal Attempts

40 or Fewer Attempts	37 (21), vs. Northwestern (1/29/11)
70 Attempts	73 (27), at No. 18 Illinois (2/2/25)
80 Attempts	82 (45), vs. Marshall (11/25/16)

## Field Goal Percentage

70+ Percent Shooting	.714 (35-49), vs. Presbyterian (12/15/07)
60+ Percent Shooting	.667 (34-51), vs. Purdue FW (11/7/25)
vs. Big Ten	.660 (31-47), at Wisconsin (12/2/17)
Back to Back Games 60+ Pct. Shooting	.630 (34-54), vs. IU Indy (11/3/25)
	.667 (34-51), vs. Purdue FW (11/7/25)
	(11/29-12/14/13 vs. UNF (.692), vs. Maryland (.521), vs. CCSU (.527), vs. Bryant (.525), vs. NDSU (.529)
Five-Consecutive gms 50+ FG Pct.	.283 (17-60) vs. Michigan State (2/12/23)
	.727 (16-22, 2nd) vs. Purdue FW (11/7/25)
30 Percent Shooting or Less	.714 (19-26, 1st) at USC (2/26/25)
70+ Percent Shooting (half).	
vs. Big Ten	

## Individual

Perfect from the field (min. 10 made)	10 (10), Jae'Sean Tate vs. Northeastern (11/19/17)
---------------------------------------	--

## THREE-POINTERS

10 3-Pointers	16 (28), vs. Purdue FW (11/7/25)
vs. Big Ten	12 (32), vs. Nebraska (3/4/25)
10 3-pointers in a half	11/13, (1) vs. Campbell (11/21/24)
15 3-Pointers	16/28, vs. Purdue FW (11/7/25)
Zero 3-Pointers	0/11, at Indiana (3/2/14)
Eight Players with a Made 3-pointer	vs. IUPUI (1/18/22)
Three Players with 4 Made 3s in a game	K. Wesson (4-6), Muhammad (4-5), Washington Jr. (4-6)
	vs. Penn State (W, 106-74)
	Bruce Thornton & John Mobley Jr. vs. Purdue FW (11/7/25)
Two Players with 5 Made 3s in a game	8/8 at Indiana (1/6/22)
Equal 3s and 2s	14/13 vs. No. 19 Texas (11/4/24)
More 3s than 2s	

## Three-Point Attempts

35 or More Attempts	35 (14), vs. Purdue (1/19/21)
30 or More Attempts	32 (12), vs. Nebraska (3/4/25)
10 or Fewer Attempts	10 (4), at Illinois (1/24/23)

## FREE THROWS

## Team

42 Made Free Throws	42 (53) vs. IU Indy (11/3/25)
vs. Big Ten	32 (44) vs. Nebraska (3/4/25)
30 Made Free Throws	42 (53), vs. IU Indy (11/3/25)
Five or Fewer Made Free Throws	4 (10), vs. No. 15 Wisconsin (1/10/24)
vs. Big Ten	4 (10), vs. No. 15 Wisconsin (1/10/24)
Final 15 points scored from FT line	vs. Stanford (11/24/17) W 79-71
Perfect from FT line (min 15 made)	20-20 vs. No. 21 Maryland (3/1/23)

## Attempts

10 or Fewer Free Throws Attempted	8 (10) vs. Georgia (3/26/24)
30 Free Throws Attempted	32 (24) vs. App State (11/11/25)
vs. Big Ten	33 (29) at Minnesota (1/6/25)
40 Free Throws Attempted	53 (42) vs. IU Indy (11/3/25)
50 Free Throws Attempted	53 (42) vs. IU Indy (11/3/25)

## Individual

Perfect from the line (min 10 made)	10-10, Bruce Thornton vs. Michigan (3/3/24)
20 Consecutive Made FTs	26, Bruce Thornton (2/20/25 to 3/12/25)
30 Consecutive Made FTs	30, Bruce Thornton (2/6/24 to 3/10/24)
40 Consecutive Made FTs	45, CJ Walker (11/29/20 to 1/31/21)





## THE LAST TIME OHIO STATE...

## REBOUNDS

<b>Team</b>	
50 Rebounds vs. Big Ten	51, vs. Cornell (3/19/24)
60 Rebounds	51, at Illinois (1/28/16)
	61, vs. Marshall (11/25/16)
<b>Individual</b>	
15 Rebounds	15, Devin Royal vs. Valparaiso (12/17/24)
20 Rebounds	22, Herb Williams vs. Marshall (11/28/77)
25 Rebounds	30, Jerry Lucas (3/9/62)
Three Players with 10 Rebounds	Carter, Jent, Robinson, vs. Tenn. State (12/17/90)
12+ Rebounds before halftime	12, Trevor Thompson vs. Youngstown St. (12/20/16)

## ASSISTS

<b>Team</b>	
30 or More Assists	30, vs. VMI (11/23/11)
25 or More Assists vs. Big Ten	27, vs. Bowling Green (11/15/21)
Five or Fewer Assists	25, vs. Maryland (1/11/18)
20 or more in back-to-back game	5, vs. Michigan State (2/12/23)
	22 vs. Santa Clara (11/25/23) & 20 vs. C. Michigan (11/29/23)
<b>Individual</b>	
10 Assists	10, Bruce Thornton vs. Pitt (11/29/24)
15 Assists	16, Shannon Scott vs. Sacred Heart (11/23/14)
Consecutive games with 10 or more	Shannon Scott: 14 vs. Marquette (11/18/14); 16 vs. Sacred Heart (11/23/14)
3 consecutive games with 10 or more	Shannon Scott: 11 vs UMass-Lowell (11/14/14); 14 vs. Marquette (11/18/14); 16 vs. Sacred Heart (11/23/14)
Most assists in back to back games	30, Shannon Scott: 14 vs. Marquette (11/18/14); 16 vs. Sacred Heart (11/23/14)
Most assists in 3 consecutive games	41, Shannon Scott: 11 vs UMass-Lowell (11/14/14); 14 vs. Marquette (11/18/14); 16 vs. Sacred Heart (11/23/14)

## TURNOVERS

<b>Team</b>	
Five or Fewer Turnovers vs. Big Ten	4, vs. App State (11/11/25)
	5, at No. 18 Illinois (2/2/25)

## STEALS

<b>Team</b>	
15 or More vs. Big Ten	15, vs. Mercer (12/22/15)
10 or More vs. Big Ten	17, vs. Michigan (2/5/05)
10+ in consecutive games	12, vs. Indiana State (12/29/24)
10+ in 3 consecutive games	14, vs. Michigan (3/3/24)
	10 vs. Illinois (1/3/15); 10 at Minnesota (1/6/15)
	10 vs High Point (12/10/14); 10 vs. Morehead St. (12/13/14); 18 vs. NC A&T (12/17/14)
	vs. Michigan (2/16/16)
0 steals	

## Individual

5 Steals	5, Zed Key vs. No. 2 Purdue (2/18/24)
3 Players 3 or more	Scott (3), Craft (3), Ravenel (3) vs. Minnesota (2/20/13)

## BLOCKS

10+ Blocks Team vs. Big Ten	10, at Indiana (1/6/24)
0 Blocked Shots vs. Big Ten	10, at Indiana (1/6/24)
6 players with at least 1 block	vs. Purdue FW (11/7/25)
7 players with at least 1 block	vs. Maryland (1/18/19)
3 players with at least 3 blocks	vs. Nebraska (1/14/20)
	vs. North Carolina (12/20/14)
	Thompson (3), Bell (3), Bates-Diop (3)
	vs. Youngstown St. (12/20/16)

## Individual

5 Blocks	5, Felix Okpara, at Michigan (1/15/24)
10 Blocks	11, Ken Johnson, vs. Iowa (2/9/00)

## PLAYER USAGE

Six Players Used	vs. Michigan State (2/21/10)
Seven Players Used	vs. Akron (3/15/16)
Playing 40 Minutes (non-OT)	Andre Wesson vs. Illinois (3/5/20)
Playing 45 Minutes (OT)	Bruce Thornton vs. Pitt (11/29/24)
Played 50 Minutes (2OT)	David Lighty, William Buford vs. Illinois-Zot (3/13/10)

## FOULS

Three Players Fouled Out vs. Big Ten	Likekele, Sensabaugh, Brown III, at Duke (11/30/22)
	A. Wesson, K. Wesson, Muhammad, vs. Michigan State (1/5/19)

## MARGIN OF VICTORY

40-Point Victory vs. Big Ten	104-60 (+44) vs. Campbell (11/21/24)
30-Point Victory vs. Big Ten	102-62 (+40), vs. Northwestern (1/10/91)
30+ Pt. Wins, Back-to-Back Home Games	102-69 (+33) vs. Green Bay (11/25/24)
	90-54 (+36) vs. Nebraska (12/30/20)
	80-50 (+50) vs. Evansville (11/19/24)
	104-60 (+44) vs. Campbell (11/22/24)
	102-69 (+33) vs. Green Bay (11/25/24)
3 30-point Big Ten wins, season	vs. Northwestern (87-54), Nebraska (71-40), at Nebraska (79-45) in 2012
50-Point Victory	80-30 (+50), vs. Evansville 11/19/24
60-Point Victory	100-40, vs. UT Martin (12/27/10)
70-Point Victory	116-44, vs. Chicago State (11/30/91)
80-Point Victory	88-2, vs. Ohio (2/6/1903)

## Halftime/Deficits

20+ Point Lead at Halftime vs. Big Ten	53--27 (+26), vs. Campbell (11/22/24)
30-Point Lead at Halftime	49-26 (+23), at Wisconsin (12/2/17)
30+ Deficit at Halftime	47-17 (+30), vs. Northeastern (11/19/17)
20+ Deficit at Halftime	50-17 (-33) at Maryland (12/4/24)
10-Point Halftime Deficit Overcome	45-21 (-24) at Penn State (2/15/18)
10-Point Deficit Overcome (any point)	-13, at No. 11 Purdue (1/21/25), down 41-28, W 73-70
20-Point Halftime Deficit Overcome	-12, vs. App State (11/11/25), down 22-10, W 75-53
20-Point Deficit Overcome	-20, vs. Penn State (3/3/01)
15-19 Point Deficit Overcome	-20, at No. 6 Purdue (1/30/22), down 52-32 14:35-2nd, L 78-81
	-17, vs. No. 18 Maryland (2/6/25), down 39-22, W 73-70

## VS. RANKED OPPONENTS

Ohio State Played a Ranked Opponent	
Ohio State Win	73-70, vs. No. 18 Maryland (2/6/25)
Ohio State Loss	83-86, vs. No. 20 Michigan (2/16/25)
Ohio State Played an AP No. 1-Ranked Team	
Ohio State Win	71-66, vs. No. 1 Duke (11/30/21)
Ohio State Loss	69-71, vs. No. 1 Purdue (1/5/23)
Ohio State Played an AP Top 5 Team	
Ohio State Win	85-65, vs. No. 4 Kentucky (12/21/24)
Ohio State Loss	53-91, vs. No. 2 Auburn (12/14/24)
Ohio State Played an AP Top 10 Team	
Ohio State Win	85-65, vs. Kentucky (12/21/24)
Ohio State Loss	53-91, vs. No. 2 Auburn (12/14/24)

## OVERTIME

Overtime Game	
Ohio State Home Win	116-114, vs. Nebraska (3/4/25)
Ohio State Home Loss	76-77, vs. Indiana (1/17/25)
Ohio State Neutral Win	78-75, vs. West Virginia (12/30/23)
Ohio State Neutral Loss	84-89, vs. North Carolina (12/17/22)
Ohio State Away Win	89-88, at Minnesota (1/6/25)
Ohio State Away Loss	68-64, at Rutgers (1/15/23)
Double Overtime Game	
Ohio State Win	116-114, vs. Nebraska (3/4/25)
Ohio State Loss	74-72, vs. Siena (3/20/09)
Triple Overtime Game	
Ohio State Win	93-92, vs. Purdue (3/5/81)
Ohio State Loss	97-96, vs. Rutgers (12/30/78)

## ONE-POINT GAMES

Ohio State Home Win	67-66, Rutgers (12/8/22)
Ohio State Home Loss	76-77, vs. Indiana (1/17/25)
Ohio State Neutral Win	68-67, vs. No. 4 Michigan (3/13/21)
Ohio State Neutral Loss	69-68 vs. Penn State (3/2/18)
Ohio State Away Win	89-88, at Minnesota (1/6/25)
Ohio State Away Loss	71-70, at Northwestern (12/26/20)

## OPENERS

Home Openers	
Ohio State Win	118-102 vs. IU Indy (11/3/25)
Ohio State Loss	73-53, vs. Georgia Tech (12/16/03)
Road Opener	
Ohio State Win	90-85, at Notre Dame (12/8/20)
Ohio State Loss	64-78, at Texas A&M (11/15/24)
Neutral Opener	
Ohio State Win	80-71, vs. No. 19 Texas (11/4/24)
	Hall of Fame Series, Las Vegas, Nev.
Ohio State Loss	77-88, vs. No. 17 San Diego State (11/22/22)
	Maui Invitational, Lahaina, Hawaii



## THE LAST TIME AN OPPONENT...

## SCORING

## Team

Scored 100 Points in OT	102, vs. IU Indy (11/3/25)
Scored 120 Points	114, vs. Nebraska (2ot) (3/4/25)
Scored 50 or Fewer Points By a Big Ten Opponent	122, Indiana (2/2/59)
	47, vs. Youngstown State (11/11/24)
	45, vs. Minnesota (2/15/22)

## Half

50 Points Scored at Halftime	50, vs. IU Indy (11/3/25)
60 Points Scored at Halftime	61, Illinois (2/17/88)
50 Points Scored in Either Half By a Big Ten Opponent	52 (2nd), vs. IU Indy (11/3/25)
60 Points Scored in Either Half	50 (2nd), vs. Nebraska (3/4/25)
15 or Fewer Pts Scored before Half By a Big Ten Opponent	63 (2nd), Penn State (2/16/98)
20 or Fewer Points Scored during a Half By a Big Ten Opponent	14, Stetson (11/18/19)
	15, at Rutgers (1/14/18)
	19 (1st), vs. Penn State (1/20/24)
	18 (1st), vs. Penn State (1/20/24)

## Individual

40+ Points by a Player	43, Brice Williams of Nebraska (3/4/25)
30+ Points by a Player	43, Brice Williams of Nebraska (3/4/25)
Triple-Double (Pts./Reb./Asts.)	Zavier Simpson (11p/10r/12a), Michigan (1/29/19)
Two Players with 20 Points	Kameron Tinsley (22), Kyle D'Agustino vs. IU Indy (11/3/25)
Three Players with 20 Points	Wade Taylor IV (21), Tyrece Radford (21), Henry Coleman (20) vs. No. 15 Texas A&M (11/10/23)
	Malik Reneau (26), Trey Galloway (25), vs. Indiana (2/6/24)
Two Players with 25 Points	22, Kameron Tinsley vs. IU Indy (11/3/25)
Player scored 20+ Points off the Bench	21p/20r, Johni Broome, No. 2 Auburn (12/14/24)
Player had 20+ points & 20+ rebounds	

## Double Figures

Five Players in Double Figures	vs. IU Indy (11/3/25); Tinsley (22), D'Agustino (21), Edwards (13), Dragas (11), Compas (10)
By Big Ten Opponent	at No. 18 Illinois (2/2/25); Riley (24), Johnson Jr. (14), Boswell (14), Ivisic (12), Gibbs-Lawhorn (10)
Six Players in Double Figures	at Northwestern (1/27/24); Buie (19), Langborn (14), Martinelli (12), Hunger (11), Barnhizer (11), Berry (10)
By Big Ten Opponent	at Northwestern (1/27/24); Buie (19), Langborn (14), Martinelli (12), Hunger (11), Barnhizer (11), Berry (10)
Zero Players in Double Figures	vs. New Orleans (12/21/23)
Zero Starters in Double Figures	vs. Youngstown State (11/11/24)

## FIELD GOALS

30 Field Goals	38 (76), vs. IU Indy (11/3/25)
By Big Ten Opponent	41 (77), vs. Nebraska (3/4/25)
20 or Fewer Field Goals	19 (54), at Indiana (3/8/25)
By Big Ten Opponent	19 (54), at Indiana (3/8/25)
20 or Fewer FGs in back to back games	19 (42), Indiana (2/1/20)
By Big Ten Opponents	20 (60), Michigan (2/4/20)
	19 (42), Indiana (2/1/20)
	20 (60), Michigan (2/4/20)
15 or Fewer Field Goals	14 (59), vs. Youngstown State (11/11/24)
By Big Ten Opponent	15 (53), at Illinois (2/15/14)
1-5 2-pt FGs made in a half	3 (2nd), vs. Merrimack (11/15/23)

## Field Goal Attempts

40 or Fewer Attempts	40 (13), IUPUI (1/18/22)
70+ Attempts	76 (38), vs. IU Indy (11/3/25)
By Big Ten Opponent	77 (41), vs. Nebraska (3/4/25)
80 Attempts	91 (36), George Mason (12/9/95)
90 Attempts	91 (36), George Mason (12/9/95)

## Field Goal Percentage

70 Percent Shooting	.733 (33-45), Michigan State (2/7/04)
60 Percent Shooting	.600 (27-45), at USC (2/26/25)
by Big Ten Opponent	.600 (27-45), at USC (2/26/25)
50 Percent Shooting	.500 (38-76), vs. IU Indy (11/3/25)
by Big Ten Opponent	.547 (29-53), vs. Iowa (3/12/25)
Under 30 Pct. Shooting	.298 (17-57), vs. Kentucky (12/21/24)
by Big Ten Opponent	.273 (15-55), at Rutgers (3/10/24)
Consecutive Opps. Under 30 Pct. Shooting	.275 (14-51) Western Carolina (11/21/16);
	.295 (18-61) Jackson State (11/23/16)
Under 20 Pct. Shooting	.185 (10-54) vs. La.-Monroe (12/27/13)
Under 20 Pct. Shooting/Half	.190 (4-21/2nd) IUPUI (1/18/22) OSU W 83-37

## THREE-POINTERS

10 3-Pointers	12 (38), vs. IU Indy (11/3/25)
By Big Ten Opponent	10 (24), vs. Iowa (3/12/25)
17 3-Pointers	17 (35), UMBC (12/29/07)
Most By Big Ten Opponent	16 (26), Purdue (2/7/98)
Zero 3-Pointers	0/13, Minnesota (12/2/18)
By Big Ten Opponent	0/13, Minnesota (12/2/18)
More 3s than 2s	14/10, vs. Oakland (11/6/23)
Back to Back teams with more 3s than 2s	10/9 at No. 5 Louisville (12/2/14);
	11/7 vs. Colgate (12/6/14)
Equal 3s and 2s	12 each, vs. Northwestern (2/9/23)
Back to Back with 10+ 3-pointers	10 (31) at Michigan (2/4/20);
	12 (32) at Wisconsin (2/9/20)

## Three-Point Attempts

40 or More Attempts	43 (13) Citadel (11/19/17)
30 or More Attempts	38 (12) vs. IU Indy (11/3/25)
By Big Ten Opponent	33 (10) vs. Nebraska (2/29/24)
10 or Fewer Attempts	9 (3), at No. 11 Purdue (1/21/25)
By Big Ten Opponent	9 (3), at No. 11 Purdue (1/21/25)

## FREE THROWS

## Team

25 Free Throws Made	25 (28), at No. 24 Wisconsin (1/14/25)
By Big Ten Opponent	25 (28), at No. 24 Wisconsin (1/14/25)
30 Free Throws	32 (40), at No. 23 Texas A&M (11/15/24)
5 or Fewer Made Free Throws	5 (8), vs. App State (11/11/25)
By Big Ten Opponent	4 (5), vs. Penn State (1/20/24)
Perfect from Foul Line (at least 10 made)	20/20, vs. No. 2 Purdue (2/18/24)
0 Free Throws	0 (0) Wisconsin (1/29/13)

## Attempts

5 or Fewer Free Throws Attempted	5 (4), vs. Penn State (1/20/24)
By Big Ten Opponent	5 (4), vs. Penn State (1/20/24)
10 or Fewer Free Throws Attempted	8 (5), vs. App State (11/11/25)
By Big Ten Opponent	8 (7), vs. Nebraska (2/29/24)
30 Free Throws Attempted	31 (23), at Indiana (3/8/25)
By Big Ten Opponent	31 (23), at Indiana (3/8/25)
40 Free Throws Attempted	40 (32), at No. 23 Texas A&M (11/15/24)
By Big Ten Opponent	45 (29), Iowa (1/24/04)
0 free throws attempted	Wisconsin (1/29/13)

## Individual

Perfect From Foul Line (min. 10 FTA)	10-10, John Tonje, at No. 24 Wisconsin (1/14/25)
20 Free Throws	20 (22), Glenn Robinson, Purdue (2/23/94)
15 Free Throws	16 (18), Devin Harris, Wisconsin (2/14/04)

## REBOUNDS

## Team

50 Rebounds	53, vs. North Carolina (12/20/14)
15 or Fewer	14, Presbyterian (12/15/07)

## Individual

15+ Rebounds	15, Morez Johnson Jr., at No. 18 Illinois (2/2/25)
--------------	--

## ASSISTS

## Team

Five or Fewer Assists	5, vs. Northwestern (2/20/25)
-----------------------	-------------------------------

## Individual

10 Assists	13, Connor McCaffery, at Iowa (2/16/23)
By Big Ten Opponent	11, Alonzo Verge Jr., Nebraska (3/1/22)
15 Assists	15, Tony Miller, Marquette (12/12/93)

## TURNOVERS

## Team

Five or Fewer Turnovers	5, vs. No. 2 Auburn (12/14/24)
By Big Ten Opponent	5, vs. No. 15 Wisconsin (1/10/24)
25 Turnovers	25, Mercer (12/22/15)
By Big Ten Opponent	27, Nebraska (1/21/12)
30 Turnovers	33, Denver (12/7/00)

## Individual

10 Turnovers	10, Corey Hemphill, Tennessee Tech (11/24/98)
--------------	---

## STEALS

## Team

10 or More	10, at Penn State (12/9/23)
By Big Ten Opponent	10, at Penn State (12/9/23)

## Individual

5 Steals by a Player	6, Corey Hadnot II, vs. Purdue FW (11/7/25)
5 Steals by 2 players	5, Jamari Wheeler, Josh Reaves, Penn State (2/7/19)



## THE LAST TIME AN OPPONENT...

## Individual

5 Blocks 6, Clifford Omoruyi, at Rutgers (1/15/23)

## PLAYER USAGE

Six Players Used Villanova (2/18/04)  
Seven Players Used at Minnesota (2/22/24)  
Playing 40 Minutes (non-OT) Jamison Battle, at Minnesota (1/27/22)

## FOULS

Three Players Fouled Out Hagy, D'Augustino, Mitchell vs. IU Indy (11/3/25)  
Four Players Fouled Out Ndour, J. Smith, R. Johnson, Setty, Hall-Ohio (11/12/13)  
Five Players Fouled Out Ndour, J. Smith, R. Johnson, Setty, Hall-Ohio (11/12/13)

## MARGIN OF VICTORY

30-Point Victory 86-51 (+35), at Purdue (3/2/19)  
40-Point Victory 112-71 (+41), BYU (12/22/65)  
By Big Ten Opponent 111-64 (+47), Illinois (2/10/56)

## Halftime/Deficits

30-Point Lead at Halftime 48-18, Indiana (1/10/16)  
20-Point Lead at Halftime 48-20, at Purdue (3/2/19)  
By Big Ten Opponent 48-20, at Purdue (3/2/19)  
Comeback Win down 10+ at half 13 (42-29) vs. Indiana (2/6/24) W 76-73  
Comeback Win After Trailing by 10+ 18 (49-31) vs. Indiana (2/6/24) W 76-73  
Trailed OSU by 40+ (any point) 42 (W 78-36), :43 (2) 78-36, vs. New Orleans (12/21/23)  
Trailed OSU by 45+ (any point) 46 (W 83-37), :20 (2) 83-37, vs. IUPUI (1/18/22)

## MISCELLANEOUS-Ohio State

30+ Ohio State Bench Points 40, vs. Michigan (3/3/24)  
by Opponent 51, vs. IU Indy (11/3/25)  
40+ Bench Points 40, vs. Michigan (3/3/24)  
by Opponent 51, vs. IU Indy (11/3/25)  
50+ Bench Points 53 vs. Purdue Fort Wayne (11/11/18)  
60+ Points in the Paint 64 vs. Maine (12/21/22)  
50+ Points in the Paint 50 vs. IU Indy (11/3/25)  
10+ lead any point (since 2018) 124-12  
vs. Big Ten 67-9  
OSU when down 10+ (since 2018) 15-60  
vs. Big Ten 10-49  
20+ lead any point (since 2018) 64-0  
30+/40+ lead any point (since 2018) 30-0/9-0  
20+ Made FTs, Both Teams OSU (24-27), Indiana (21-31)  
vs. Indiana (2/6/24)  
10+ Players Score 10, vs. IU Indy (11/3/25)  
10+ Offensive Rebounds-Ind. 11 (18 total), Jared Sullinger at NW (2/29/12)  
10 (14 total), Terence Dials vs. UNH (12/28/04)  
13/10 vs. Bryant (12/11/13)  
17/11 vs. North Carolina (12/20/14)  
13/13 vs. Michigan (2/6/07)  
14/10 vs. Virginia Tech (3/23/24)  
11/14 vs. Michigan (3/3/24)  
16/13/10 vs. Bryant (12/11/13)  
22/11 vs. St. Francis, Pa. (11/28/09)  
22/12 vs. Indiana (3/14/19)  
22/12 vs. Indiana (3/14/19)  
22/12/11 vs. St. Francis, Pa. (11/28/09)  
35 (63-28) 15:31 (2) at Wisconsin (12/2/17)  
26, (48-22) at Minnesota (1/27/22)  
+28, vs. Minnesota (2/22/14) 18 pts 1st, 46 pts 2nd  
31/14/30 vs. Penn State (12/7/19)  
10, vs. IUPUI (1/18/22)  
11 vs. Nebraska (12/30/20)  
38 FTs (38-51), 13 2-pters (26 pts)  
vs. Ohio (11/12/13)  
Jamison Battle (4) vs. New Orleans (3) (12/21/23)  
Roddy Gayle Jr. (7) vs. C. Michigan (11/29/23)  
Mathieu Grujic vs. Purdue FW (11/7/25)  
Mathieu Grujic vs. Purdue FW (11/7/25)  
D. Thomas (18 pts) vs. Nebraska (17) (1/2/13) (1st)  
Jared Sullinger (18 rebs.), NW 18 rebs. at NW (2/29/12)

OSU 0 bench points at Maryland (2/11/17)  
OSU More TOs than FGs vs. Michigan State (2/11/12), 15 TOs, 14 FGs  
OSU Win when trailing at 5:00 (2nd half) at Michigan State (2/25/24), -3 (54-51), W 60-57  
OSU Loss when leading at 5:00 (2nd half) vs. No. 13 Illinois (3/15/24), +5 (67-62), L 74-77  
OSU started each half with a 12-0 run vs. La.-Monroe (12/27/13), 1st 12-0, 2nd 15-0  
2 OSU players outscore opponent vs. La.-Monroe (12/27/13), 32 (Smith Jr.-17, Ross-15), ULM 31 (OSU W 71-31)  
Back-to-Back Road Wins vs. AP Top 15 at No. 10 Wisconsin (W, 74-62) Jan. 23, 2021  
at No. 8 Iowa (W, 88-85), Feb. 4, 2021  
Back-to-Back Road Wins vs. AP Top 25 at No. 10 Wisconsin (W, 74-62) Jan. 23, 2021  
at No. 8 Iowa (W, 88-85), Feb. 4, 2021  
Back-to-Back Home Wins vs. AP Top 25 vs. No. 1 Duke (W, 71, 66, 11/30/21),  
vs. No. 22 Wisconsin (W, 73-55, 12/11/21)  
4-Consecutive Road Wins vs. AP Top 15 at No. 15 Rutgers (W, 79-68) Jan. 9, 2021  
at No. 14 Illinois (W, 87-81) Jan. 16, 2021  
at No. 10 Wisconsin (W, 74-62) Jan. 23, 2021  
at No. 8 Iowa (W, 88-85), Feb. 4, 2021  
5-Consecutive Road Wins in the Big Ten at No. 15 Rutgers (W, 79-68) Jan. 9, 2021  
at No. 14 Illinois (W, 87-81) Jan. 16, 2021  
at No. 10 Wisconsin (W, 74-62) Jan. 23, 2021  
at No. 8 Iowa (W, 88-85), Feb. 4, 2021  
at Maryland (W, 73-65), Feb. 8, 2021  
Two 25-pt wins vs. Top 10 in a season vs. No. 10 Villanova (W, 76-51, 11/13/19);  
at No. 7 North Carolina (W, 74-49, 12/4/19)  
OSU went on 20-0 run vs. Illinois State (11/25/20) (22-0 in 1st half  
over 13:36)  
Held Opponent Scoreless for 10+ Mins 10:41 vs. Stetson (11/18/19) 16:37-5:57 of  
1st half  
vs. Big Ten 11:31 vs. Illinois (2/4/18), last 10:11 (1st),  
1st 1:20 (2nd)  
OSU with 0 Fast Break Points vs. Purdue FW (11/7/25)  
OSU with 0 pts. off opp. Turnovers vs. Providence (11/17/16)  
OSU Bench outcores Starters 40/25 vs. Eastern Illinois (11/16/22)  
OSU Player was B1G POW Bruce Thornton (11/10/25)  
OSU Player was B1G FOW Brice Sensabaugh (1/23/23)  
OSU Player was both B1G POW and FOW D'Angelo Russell (1/26/15)

## MISCELLANEOUS-Opponent

0 Pts off Turnovers La.-Monroe (12/27/13)  
Big Ten Michigan State (3/16/13)  
More TOs than FGs IUPUI (1/18/22), 21 TOs, 13 FGs  
Big Ten Minnesota (2/20/13), 24 TOs, 14 FGs  
2X more TOs than FGs Nebraska (1/21/12) 27 TOs, 13 FGs  
Both Teams 0 bench points Ohio State at Illinois (1/10/12)  
Both Teams 0 blocks Ohio State vs. Illinois (2/4/18)  
0 Fast Break Pts. at Michigan (1/15/24)  
Both Teams 0 Fast Break Pts. vs. Penn State (2/23/23)  
0 Bench Points Purdue (2/7/18)  
More Bench Points than Starters vs. App State (11/11/25), 30 bench/23 starters)  
No player with more than 2 FGs La.-Monroe (12/27/13)  
Both an OSU an OPP player with 10+ assists 12, Shannon Scott (OSU); 10, Austin Williams, NC A&T (12/17/14)





# GAME 4 VS. NOTRE DAME



## GAME 1

NOVEMBER 3, 2025

IU INDY 102  
OHIO STATE 118

Value City Arena (8,141)  
Columbus, Ohio



IU INDY (0-1)	FG	3FG	FT	O D T	PF	TP	A T	BS S	MP
01 Hagy f	2 2	0 0	2 2	1 0 1	5 6	2 1	0 0	0 16	
07 Woodward f	1 4	0 0	2 4	3 3 6	4 4	8 2	0 0	0 20	
00 Edwards g	6 11	0 3	1 3	0 2 2	3 13	0 1	0 0	0 21	
12 D'Augustino g	9 12	3 3	0 0	2 1 3	5 21	3 1	0 0	0 26	
13 Mitchell g	3 7	1 5	0 0	1 0 1	5 7	0 0	0 0	1 14	
04 Davis g	2 5	1 4	0 0	1 1 2	2 5	4 0	0 0	0 29	
05 Dragas	3 8	3 8	2 3	3 2 5	3 11	1 1	0 0	0 24	
15 Compas	4 8	0 2	2 2	0 0 0	4 10	1 1	0 3	0 18	
20 Tinsley	7 16	3 11	5 6	0 3 3	4 22	1 4	0 2	0 23	
23 Miller	0 1	0 1	0 0	0 0 0	1 0	0 0	0 0	0 5	
24 Stewart	1 2	1 1	0 0	0 1 1	0 3	0 1	0 0	0 4	
TEAM				1 1				1	
Totals.....	38 76	12 38	14 20	12 13 25	36 102	20 13	0 6	200	

OSU (1-0)	FG	3FG	FT	O D T	PF	TP	A T	BS S	MP
14 Noel f	4 5	0 0	0 0	3 7 10	1 8	3 4	0 0	0 28	
21 Royal f	5 9	2 5	10 13	3 5 8	3 22	0 3	0 2	0 25	
13 Tilly c	8 10	1 2	9 13	3 6 9	4 26	3 1	1 1	0 29	
00 Mobley Jr. g	4 12	2 8	6 6	0 1 1	2 16	8 4	0 1	0 33	
02 Thornton g	7 10	2 4	10 12	0 5 5	1 26	4 1	0 1	0 35	
01 Bynum	3 4	0 1	0 0	0 2 2	0 6	0 1	0 0	0 12	
03 Chatman	1 2	1 2	2 2	0 0 0	1 5	0 1	0 0	0 5	
04 Cupps	0 0	0 0	5 7	2 2 4	3 5	0 1	0 1	0 17	
07 Njegovan	1 1	0 0	0 0	0 2 2	1 2	0 0	0 0	0 4	
09 Grujicic	0 0	0 0	0 0	0 0 0	0 0	0 0	0 0	0 6	
20 White	1 1	0 0	0 0	0 0 0	1 2	1 0	0 0	0 6	
TEAM								1	
Totals.....	34 54	8 22	42 53	11 30 41	17 118	19 17	1 6	200	

	1st	2nd	Total	FG%	3pFG%	FT%
IU Indy	50	52	102	50.0	31.6	70.0
Ohio State	66	52	118	63.0	36.4	79.2

Officials: Luke Schumer, Rob Kueneman, Paul Szalc

Points	In Paint	Off T/O	2nd Chance	Fast Break	Bench	Time In Lead	Largest Lead
IU Indy	50	22	11	17	20	38:56	22
Ohio State	36	19	16	7	51	:25	2

## GAME 2

NOVEMBER 7, 2025

PURDUE FW 68  
OHIO STATE 94

Value City Arena (8,926)  
Columbus, Ohio



PUR FW (0-2)	FG	3FG	FT	O D T	PF	TP	A T	BS S	MP
11 Nelson f	1 4	1 4	0 0	0 1 1	1 3	0 0	0 0	0 23	
34 Duffy f	5 5	0 0	0 2	1 0 1	0 10	0 2	0 0	0 23	
02 Stevenson g	9 17	2 4	1 2	1 2 3	2 21	3 2	0 1	0 30	
09 Craig g	5 11	1 4	7 7	0 3 3	4 18	2 1	0 1	0 25	
10 Hadnot II g	2 9	0 2	1 2	0 1 1	3 5	2 3	0 6	0 33	
01 Kaba g	1 1	0 0	0 0	2 1 3	1 2	1 3	1 1	0 19	
05 Mosley	1 4	1 2	0 0	0 0 0	1 3	0 0	0 0	0 21	
13 Elisee	0 1	0 1	0 0	0 1 1	3 0	2 0	0 0	0 8	
15 Levin	2 6	0 3	0 2	2 1 3	1 4	1 2	0 2	0 14	
24 Shrout	0 1	0 1	2 2	1 0 1	0 2	0 0	0 0	0 4	
TEAM									
Totals.....	26 59	5 21	11 17	7 10 17	16 68	9 13	3 11	200	

OSU (2-0)	FG	3FG	FT	O D T	PF	TP	A T	BS S	MP
14 Noel f	2 3	0 0	0 0	0 4 4	2 4	0 0	0 0	0 24	
21 Royal f	2 3	2 2	0 0	1 2 3	3 6	1 0	0 1	0 16	
13 Tilly c	7 11	1 5	0 0	1 5 6	4 15	4 4	0 1	0 23	
00 Mobley Jr. g	6 13	5 9	2 2	0 3 3	0 19	4 4	0 0	0 34	
02 Thornton g	14 17	5 8	5 5	0 5 5	1 38	5 3	0 1	0 36	
01 Bynum	2 2	2 2	3 4	1 1 2	2 9	1 3	0 0	0 16	
03 Chatman	0 0	0 0	0 0	0 0 0	1 0	1 2	0 0	0 8	
04 Cupps	0 1	0 1	0 0	0 4 4	2 0	3 1	0 2	0 19	
07 Njegovan	0 0	0 0	0 2	0 4 4	1 0	3 2	0 0	0 17	
09 Grujicic	1 1	1 1	0 0	0 0 0	0 3	0 0	0 0	0 2	
20 White	0 0	0 0	0 0	0 1 1	1 0	0 0	0 0	0 5	
55 Nash	0 0	0 0	0 0	0 0 0	0 0	0 0	0 0	0 0+	
TEAM								1	
Totals.....	34 51	16 28	10 13	4 29 33	17 94	22 19	0 5	200	

	1st	2nd	Total	FG%	3pFG%	FT%
Purdue FW	30	38	68	44.1	23.8	64.7
Ohio State	45	49	94	66.7	57.1	76.9

Officials: Andy O'Brien, Jason Phillips, Randy Richardson

Points	In Paint	Off T/O	2nd Chance	Fast Break	Bench	Time In Lead	Largest Lead
Purdue FW	40	17	10	6	11	--	--
Ohio State	34	18	6	0	12	39:36	26

## GAME 3

NOVEMBER 11, 2025

APPALACHIAN ST. 53  
OHIO STATE 75

Value City Arena (7,938)  
Columbus, Ohio



APP ST (2-2)	FG	3FG	FT	O D T	PF	TP	A T	BS S	MP
23 Moodie f	0 1	0 0	0 0	0 3 3	2 0	0 0	0 0	0 13	
03 Wilson c	3 4	0 0	1 3	2 5 7	1 7	1 0	0 0	0 28	
02 Dodd g	0 6	0 2	0 0	1 3 4	3 0	2 3	0 0	0 18	
04 Banks g	1 5	0 2	2 3	0 3 3	4 4	3 0	0 0	0 27	
13 Jennings g	5 17	2 6	0 0	0 1 1	3 12	1 3	0 0	0 32	
05 Clarke Jr.	3 4	0 0	2 2	0 2 2	4 8	2 1	0 0	0 22	
06 Brim	0 0	0 0	0 0	0 0 0	0 0	0 0	0 0	0 2	
09 Tot	3 7	3 5	0 0	0 1 1	3 9	0 0	0 0	0 19	
21 Njock	3 6	2 5	0 0	3 3 6	1 8	0 0	0 0	0 25	
44 Marcus Jr.	2 6	1 5	0 0	1 2 3	4 5	1 1	0 0	0 14	
TEAM								1	
Totals.....	20 56	8 25	5 8	7 24 31	25 53	10 9	0 0	0 200	

OSU (3-0)	FG	3FG	FT	O D T	PF	TP	A T	BS S	MP
14 Noel f	8 10	1 3	0 0	4 7 11	1 17	1 0	0 0	0 27	
20 White f	0 2	0 2	0 1	1 3 4	1 0	0 0	0 0	0 17	
13 Tilly c	2 9	0 6	5 5	2 3 5	1 9	4 0	0 0	0 31	
00 Mobley Jr. g	3 11	2 5	8 9	1 3 4	0 16	3 0	0 0	0 27	
02 Thornton g	3 7	2 4	5 6	0 3 3	2 13	3 1	1 2	0 31	
01 Bynum	3 8	0 3	2 2	2 0 2	1 8	0 1	0 0	0 13	
03 Chatman	1 1	1 1	0 2	0 0 0	4 3	3 1	0 0	0 13	
04 Cupps	1 4	1 3	2 2	1 3 4	2 5	1 0	0 1	0 27	
07 Njegovan	1 1	0 0	2 2	0 3 3	3 4	0 1	0 0	0 9	
09 Grujicic	0 1	0 0	0 3	0 0 0	0 0	0 0	0 0	0 5	
TEAM								3 3 6	
Totals.....	22 54	7 27	24 32	14 28 42	15 75	15 4	1 3	200	

	1st	2nd	Total	FG%	3pFG%	FT%
App State	25	28	53	35.7	32.0	62.5
Ohio State	30	45	75	40.7	25.9	75.0

Officials: Gerald Williams, Edwin Young, Tim Comer

Points	In Paint	Off T/O	2nd Chance	Fast Break	Bench	Time In Lead	Largest Lead
App State	20	2	12	3	30	15:57	12
Ohio State	26	14	16	6	20	20:33	28



# O JOHN MOBLEY JR.

SO. • G • 6-2 • 185  
REYNOLDSBURG, OHIO  
BISHOP GORMAN/  
WASATCH ACADEMY

### PLAYER NOTES

One of the best shooters in the country ... Can also be a play-maker with the ball in his hands ... Has taken a leadership role on the team ... Played in all 32 games and started the final 22 games as a freshman ... Averaged 13.0 points and 2.2 assists per game ... Was 77-of-120 (38.5 percent) from long range, which was second in the Big Ten for three-pointers made and three-pointers per game ... Made at least one three-pointer in every game but one, and three or more in 15 games ... His 77 three-pointers were the second-most in a season by an OSU freshman and tied for 10th most by any Buckeye ... Named “The Sniper” in the 2024 Class Superlatives by 247Sports ... Grew up in Reynoldsburg, Ohio and moved to Las Vegas to attend Bishop Gorman for high school ... Transferred to Wasatch Academy prior to his senior season in the fall of 2023

### 2025-26 NOTES

- Tied a career-high with five three-pointers and finished with 19 points in the win over Purdue FW (11/7)

PRODUCTION	Season	Career
Double-Digit Points	3	23
20+ Points		6
5+ Three-pointers made	1	5
5+ Rebounds		1
5+ Assists	1	4
Dunks		
Go-Ahead Threes	1	14
Led the team in scoring		5
Led the team in rebounding		
Led the team in assists	1	7

<b>POINTS</b>		<b>FIELD GOALS</b>	
Season	19, vs. Purdue FW 11/7/25	Season	6, vs. Purdue FW 11/7/25
Career	23, vs. Campbell 11/22/24	Career	8, vs. Campbell 11/22/24
<b>REBOUNDS</b>		<b>FG ATTEMPTS</b>	
Season	4, vs. App State 11/11/25	Season	13, vs. Purdue FW 11/7/25
Career	5, at Penn State 1/30/25	Career	21, at Illinois 2/2/25
<b>ASSISTS</b>		<b>3-PT FGS</b>	
Season	8, vs. IU Indy 11/3/25	Season	5, vs. Purdue FW 11/7/25
Career	8, 3x (last: vs. IU Indy 11/3/25)	Career	5, 5x (last: vs. Purdue FW 11/7/25)
<b>STEALS</b>		<b>3-PT FG ATTS</b>	
Season	1, vs. IU Indy 11/3/25	Season	9, vs. Purdue FW 11/7/25
Career	4, vs. Green Bay 11/25/24	Career	11, vs. Indiana 1/17/25
<b>BLOCKS</b>		<b>FREE THROWS</b>	
Season		Season	8, vs. App State 11/11/25
Career	1, 2x (last: vs. Indiana 1/17/25)	Career	8, vs. App State 11/11/25
<b>MINUTES</b>		<b>FT ATTEMPTS</b>	
Season	33:42, vs. Purdue FW 11/7/25	Season	9, vs. App State 11/11/25
Career	44:25, vs. Nebraska 3/4/25	Career	9, vs. App State 11/11/25

2025-26 GAME-BY-GAME STATISTICS																			
Opponent	Date	GS	MIN	Total		3-Pointers		Free throws		Rebounds				PF	A	TO	BLK	STL	PTS
				FG-FGA	PCT	3FG-3FGA	PCT	FT-FTA	PCT	OFF	DEF	TOT	AVG						
IU Indy	11/03/2025	*	33:06	4-12	.333	2-8	.250	6-6	1.000	0	1	1	1.0	2	8	4	0	1	16
Purdue Fort Wayne	11/07/2025	*	33:42	6-13	.462	5-9	.556	2-2	1.000	0	3	3	2.0	0	4	4	0	0	19
App State	11/11/2025	*	26:16	3-11	.273	2-5	.400	8-9	.889	1	3	4	2.7	0	3	0	0	0	16
Totals			93:04	13-36	.361	9-22	.409	16-17	.941	1	7	8	2.7	2	15	8	0	1	51

Player Averages											
Games Played	Minutes/game	Points/game	FG Pct	3FG Pct	FT Pct	Rebounds/game	Assists/game	Turnovers/game	Assist/Turnover ratio	Steals/game	Blocks/game
3	31.0	17.0	36.1	40.9	94.1	2.7	5.0	2.7	1.9	0.3	0.0

CAREER STATISTICS																			
				Field Goals		3-Point		F-Throws		Rebounds								Scoring	
SEASON	TEAM	GP-GS	MIN/AVG	FG-FGA	FG%	3FG-3FGA	3FG%	FT-FTA	FT%	OFF	DEF	TOT	AVG	PF-FO	A	TO	BLK	STL	PTS
2024-25	OSU	32-22	891/27.8	132-339	.389	77-200	.385	75-85	.882	5	44	49	1.5	60-1	71	47	2	23	416
2025-26	OSU	3-3	93/31.0	13-36	.361	9-22	.409	16-17	.941	1	7	8	2.7	2-0	15	8	0	1	51
TOTAL		35-25	984/28.1	145-375	.387	86-222	.387	91-102	.892	6	51	57	1.6	62-1	86	55	2	24	467



# 1 AMARE BYNUM

FR. • F • 6-8 • 240  
OMAHA, NEB.  
LINK ACADEMY

## PLAYER NOTES

Long, athletic forward that plays bigger than his 6-8 frame ... Has a high motor and does everything with energy ... Is bouncy and has been labeled the best dunker on the team ... Four-star prospect and ranked No. 47 in the class according to 247Sports.com ... Played his senior season at Link Academy in Branson, Mo. ... Helped lead Link Academy to the Chipotle Nationals ... Played his first three seasons at Bryan High ... His father Omar played four seasons at Iowa State from 2000-03

## 2025-26 NOTES

- Was 3-of-4 from the floor and finished with six points in his collegiate debut vs. IU Indy (11/3). His first basket as a Buckeye was an ally-oop dunk.

## PRODUCTION

Double-Digit Points  
20+ Points  
5+ Rebounds  
10+ Rebounds  
3+ Blocks  
Dunks  
Go-Ahead Threes  
Led the team in scoring  
Led the team in rebounding  
Led the team in assists

Season

3

## POINTS

Season 9, vs. Purdue FW 11/7/25

## FIELD GOALS

Season 3, 2x (last: vs. App State 11/11/25)

## REBOUNDS

Season 2, 3x (last: vs. App State 11/11/25)

## FG ATTEMPTS

Season 8, vs. App State 11/11/25

## ASSISTS

Season 1, vs. Purdue FW 11/7/25

## 3-PT FGS

Season 2, vs. Purdue FW 11/7/25

## STEALS

Season

## 3-PT FG ATTS

Season 3, vs. App State 11/11/25

## BLOCKS

Season

## FREE THROWS

Season 3, vs. Purdue FW 11/7/25

## MINUTES

Season 16:33, vs. Purdue FW 11/7/25

## FT ATTEMPTS

Season 4, vs. Purdue FW 11/7/25

## 2025-26 GAME-BY-GAME STATISTICS

Opponent	Date	GS	MIN	Total		3-Pointers		Free throws		Rebounds				PF	A	TO	BLK	STL	PTS	AVG
				FG-FGA	PCT	3FG-3FGA	PCT	FT-FTA	PCT	OFF	DEF	TOT	AVG							
IU Indy	11/03/2025		12:14	3-4	.750	0-1	.000	0-0	.000	0	2	2	2.0	0	0	1	0	0	6	6.0
Purdue Fort Wayne	11/07/2025		16:33	2-2	1.000	2-2	1.000	3-4	.750	1	1	2	2.0	2	1	3	0	0	9	7.5
App State	11/11/2025		12:58	3-8	.375	0-3	.000	2-2	1.000	2	0	2	2.0	1	0	1	0	0	8	7.7
Totals		0	41:45	8-14	.571	2-6	.333	5-6	.833	3	3	6	2.0	3	1	5	0	0	23	7.7

## Player Averages

Games Played	Minutes/game	Points/game	FG Pct	3FG Pct	FT Pct	Rebounds/game	Assists/game	Turnovers/game	Assist/Turnover ratio	Steals/game	Blocks/game
3	13.9	7.7	57.1	33.3	83.3	2.0	0.3	1.7	0.2	0.0	0.0

## CAREER STATISTICS

				Field Goals		3-Point		F-Throws		Rebounds				Scoring						
SEASON	TEAM	GP-GS	MIN/AVG	FG-FGA	FG%	3FG-3FGA	3FG%	FT-FTA	FT%	OFF	DEF	TOT	AVG	PF-FO	A	TO	BLK	STL	PTS	AVG
2025-26	OSU	3-0	42/13.9	8-14	.571	2-6	.333	5-6	.833	3	3	6	2.0	3-0	1	5	0	0	23	7.7
TOTAL		3-0	42/13.9	8-14	.571	2-6	.333	5-6	.833	3	3	6	2.0	3-0	1	5	0	0	23	7.7





# 2 BRUCE THORNTON

SR. • G • 6-2 • 215  
FAIRBURN, GA.  
MILTON

### PLAYER NOTES

A two-time All-Big Ten player ... A tremendous leader ... Will likely be the first four-time captain in program history ... Has played in and started all but one game over his first three seasons ... Led the team in scoring each of the last two years ... Enters his senior season already in the Top 10 in program history in career assists and career three-pointers made ... Led the Big Ten in assist-to-turnover ratio as a sophomore and junior ... Only player in program history with multiple seasons of 150+ assists and less than 50 turnovers ... Averaged a career-best 17.7 ppg last year, becoming just the fourth Buckeye over the last 12 years to average 17+ ppg for a season ... Recorded three 30-point games last season, joining Evan Turner (2010) and Michael Redd (1999) as the only Buckeyes since 1990 with three or more 30-point games

### 2025-26 NOTES

- Scored a career-high 38 points on 14-of-17 shooting in the win over Purdue FW (11/7)

### CAREER HONORS

All-Big Ten Second Team (2025)  
All-Big Ten Third Team (2024)  
Emerald Coast Classic Most Valuable Player (2023)  
Big Ten All-Tournament Team (2023)  
Academic All-Big Ten (2024)

### PRODUCTION

	Season	Career
Double-Digit Points	3	79
20+ Points	2	29
5+ Rebounds	3	30
5+ Assists	1	42
3+ Three pointers	1	22
Charges Drawn		11
Go-Ahead Threes	1	34
Dunks		2
Led the team in scoring	2	35
Led the team in rebounding		6
Led the team in assists	1	62

### DOUBLE-DOUBLES (3)

Date	Opponent	Pts	Asts
3/15/2024	vs. Illinois	20	10
3/26/2024	Georgia	13	10
11/29/2024	Pitt	24	10

### POINTS

Season 38, vs. Purdue FW 11/7/25  
Career 38, vs. Purdue FW 11/7/25

### REBOUNDS

Season 5, 2x (last: vs. Purdue FW 11/7/25)  
Career 8, vs. West Virginia 12/30/23

### ASSISTS

Season 5, vs. Purdue FW 11/7/25  
Career 10, 3x (last: vs. Pitt, 11/2924)

### STEALS

Season 2, vs. App State 11/11/25  
Career 4, at Michigan 1/15/24

### BLOCKS

Season 1, vs. App State 11/11/25  
Career 2, vs. Michigan St. 3/10/23

### MINUTES

Season 35:46, vs. Purdue FW 11/7/25  
Career 47:57, vs. Nebraska 3/4/25

### FIELD GOALS

Season 14, vs. Purdue FW 11/7/25  
Career 14, vs. Purdue FW 11/7/25

### FG ATTEMPTS

Season 17, vs. Purdue FW 11/7/25  
Career 20, 3x (last: vs. Nebraska 3/4/25)

### 3-PT FGS

Season 5, vs. Purdue FW 11/7/25  
Career 5, 3x (last: vs. Purdue FW 11/7/25)

### 3-PT FG ATTS

Season 8, vs. Purdue FW 11/7/25  
Career 9, 2x (last: vs. Nebraska 3/4/25)

### FREE THROWS

Season 10, vs. IU Indy 11/3/25  
Career 13, 2x (last: vs. Kentucky 12/21/24)

### FT ATTEMPTS

Season 12, vs. IU Indy 11/3/25  
Career 14, 2x (last: vs. Kentucky 12/21/24)

## 2025-26 GAME-BY-GAME STATISTICS

Opponent	Date	GS	MIN	Total		3-Pointers		Free throws		Rebounds				PF	A	TO	BLK	STL	PTS	AVG
				FG-FGA	PCT	3FG-3FGA	PCT	FT-FTA	PCT	OFF	DEF	TOT	AVG							
IU Indy	11/03/2025	*	34:49	7-10	.700	2-4	.500	10-12	.833	0	5	5	5.0	1	4	1	0	1	26	26.0
Purdue Fort Wayne	11/07/2025	*	35:46	14-17	.824	5-8	.625	5-5	1.000	0	5	5	5.0	1	5	3	0	1	38	32.0
App State	11/11/2025	*	31:33	3-7	.429	2-4	.500	5-6	.833	0	3	3	4.3	2	3	1	1	2	13	25.7
Totals		3	102:08	24-34	.706	9-16	.563	20-23	.870	0	13	13	4.3	4	12	5	1	4	77	25.7

### Player Averages

Games Played	Minutes/game	Points/game	FG Pct	3FG Pct	FT Pct	Rebounds/game	Assists/game	Turnovers/game	Assist/Turnover ratio	Steals/game	Blocks/game
3	34.0	25.7	70.6	56.3	87.0	4.3	4.0	1.7	2.4	1.3	0.3

## CAREER STATISTICS

			Field Goals		3-Point		F-Throws		Rebounds				Scoring							
SEASON	TEAM	GP-GS	MIN/AVG	FG-FGA	FG%	3FG-3FGA	3FG%	FT-FTA	FT%	OFF	DEF	TOT	AVG	PF-FO	A	TO	BLK	STL	PTS	AVG
2022-23	OSU	35-35	1069/30.5	139-305	.456	42-112	.375	51-70	.729	10	86	96	2.7	58-1	92	46	5	29	371	10.6
2023-24	OSU	35-35	1177/33.6	181-424	.427	58-174	.333	130-153	.850	15	114	129	3.7	59-1	168	42	1	41	550	15.7
2024-25	OSU	32-32	1157/36.2	187-373	.501	59-139	.424	133-156	.853	11	98	109	3.4	49-0	148	47	4	35	566	17.7
2025-26	OSU	3-3	102/34.0	24-34	.706	9-16	.563	20-23	.870	0	13	13	4.3	4-0	12	5	1	4	77	25.7
TOTAL		105-105	3505/33.4	531-1136	.467	168-441	.381	334-402	.831	36	311	347	3.3	170-2	420	140	11	109	1564	14.9



# 3 TAISSON CHATMAN

R-SO. • G • 6-4 • 190  
MINNEAPOLIS, MINN.  
TOTINO-GRACE

## PLAYER NOTES

In his third season with the program ... Appeared in 17 games as a freshman in 2023-24 and had a cool moment, scoring his first collegiate points in his hometown of Minneapolis against Minnesota ... Missed last season as he recovered from a knee injury ... Had a great summer and preseason ... Is a combo guard who can play the 1 or 2 positions ... His minutes will be determined by how well he plays on the defensive end of the floor as he has the total package on the offensive end ... Was the 36th-ranked prospect overall and 8th-best combo guard in the 247 composite national rankings coming out of Totino-Grace high school ... He was the top-ranked player in the state of Minnesota

## 2025-26 NOTES

- Returned to the floor in the season-opener vs. IU Indy (11/3) and scored a then career-high five points.
- Dished-out a career-high three assists in the win over Appalachian State (11/11)

## PRODUCTION

	Season	Career
Double-Digit Points		-
20+ Points		-
5+ Rebounds		-
3+ assists	1	1
2+ steals		-
2+ three-pointers made		-
Charges Drawn		-
Go-Ahead Threes		-
Dunks		-
Led the team in scoring		
Led the team in rebounding		
Led the team in assists		

## POINTS

Season 5, vs. IU Indy 11/3/25  
Career 5, vs. IU Indy 11/3/25

## FIELD GOALS

Season 1, 2x (last: vs. App State 11/11/25)  
Career 1, 8x (last: vs. App State 11/11/25)

## REBOUNDS

Season  
Career 2, at Michigan State (2/25/24)

## FG ATTEMPTS

Season 2, vs. IU Indy 11/3/25  
Career 3, 2x (last: vs. Iowa, 3/14/24)

## ASSISTS

Season 3, vs. App State 11/11/25  
Career 3, vs. App State 11/11/25

## 3-PT FGS

Season 1, 2x (last: vs. App State 11/11/25)  
Career 1, 6x (last: vs. App State 11/11/25)

## STEALS

Season  
Career

## 3-PT FG ATTS

Season 2, vs. IU Indy 11/3/25  
Career 3, vs. Iowa (3/14/24)

## BLOCKS

Season  
Career

## FREE THROWS

Season 2, vs. IU Indy 11/3/25  
Career 2, vs. IU Indy 11/3/25

## MINUTES

Season 13:07, vs. App State 11/11/25  
Career 13:07, vs. App State 11/11/25

## FT ATTEMPTS

Season 2, 2x (last: vs. App State 11/11/25)  
Career 2, 3x (last: vs. App State 11/11/25)

## 2025-26 GAME-BY-GAME STATISTICS

Opponent	Date	GS	MIN	Total		3-Pointers		Free throws		Rebounds				PF	A	TO	BLK	STL	PTS	AVG
				FG-FGA	PCT	3FG-3FGA	PCT	FT-FTA	PCT	OFF	DEF	TOT	AVG							
IU Indy	11/03/2025		05:32	1-2	.500	1-2	.500	2-2	1.000	0	0	0	0.0	1	0	1	0	0	5	5.0
Purdue Fort Wayne	11/07/2025		07:42	0-0	.000	0-0	.000	0-0	.000	0	0	0	0.0	1	1	2	0	0	0	2.5
App State	11/11/2025		13:07	1-1	1.000	1-1	1.000	0-2	.000	0	0	0	0.0	4	3	1	0	0	3	2.7
Totals		0	26:21	2-3	.667	2-3	.667	2-4	.500	0	0	0	0.0	6	4	4	0	0	8	2.7

## Player Averages

Games Played	Minutes/game	Points/game	FG Pct	3FG Pct	FT Pct	Rebounds/game	Assists/game	Turnovers/game	Assist/Turnover ratio	Steals/game	Blocks/game
3	8.8	2.7	66.7	66.7	50.0	0.0	1.3	1.3	1.0	0.0	0.0

## CAREER STATISTICS

SEASON	TEAM	GP-GS	MIN/AVG	Field Goals		3-Point		F-Throws		Rebounds				Scoring						
				FG-FGA	FG%	3FG-3FGA	3FG%	FT-FTA	FT%	OFF	DEF	TOT	AVG	PF-FO	A	TO	BLK	STL	PTS	AVG
2023-24	OSU	17-0	71/4.2	6-18	.333	4-15	.267	1-2	.500	2	6	8	0.5	9-0	6	9	0	0	17	1.0
2025-26	OSU	3-0	26/8.8	2-3	.667	2-3	.667	2-4	.500	0	0	0	0.0	6-0	4	4	0	0	8	2.7
TOTAL		20-0	97/4.9	8-21	.381	6-18	.333	3-6	.500	2	6	8	0.4	15-0	10	13	0	0	25	1.3



# 4 GABE CUPPS

R-SO. • G • 6-2 • 180  
DAYTON, OHIO  
CENTERVILLE/INDIANA

## PLAYER NOTES

Brings tenacity, leadership and stability to the backcourt ... Will be a reliably point guard off the bench ... Played parts of two seasons at Indiana before transferring to Ohio State in the summer of 2025 ... Appeared in 33 games and made 22 starts as a freshman at Indiana in 2023-24 ... Was one of five freshmen in the Big Ten to make at least 20 starts that season ... Played in just four games and received a medical redshirt last season ... Was named the 2022 Ohio Mr. Basketball ... Won the 2021 high school state title for his father and head coach Brook Cupps at Centerville ... Finished runner-up in the 2022 state tournament to current teammate Devin Royal and Pickerington Central

## 2025-26 NOTES

- Matched then career highs with three assists and two steals in the win over Purdue FW (11/7)

## PRODUCTION

	Season	Career
Double-Digit Points		1
20+ Points		
5+ Rebounds		3
3+ assists	1	4
2+ steals	1	8
2+ three-pointers made		3
Charges Drawn		--
Go-Ahead Threes		--
Dunks		--
Led the team in scoring		
Led the team in rebounding		
Led the team in assists		

## POINTS

Season 5, 2x (last: vs. App State 11/11/25)  
Career 11, vs. Auburn 12/9/23

## FIELD GOALS

Season 1, vs. App State 11/11/25  
Career 4, vs. Auburn 12/9/23

## REBOUNDS

Season 4, 3x (last: vs. App State 11/11/25)  
Career 5, 3x (last: vs. Nebraska 1/3/24)

## FG ATTEMPTS

Season 4, vs. App State 11/11/25  
Career 6, 3x (last: vs. Nebraska 2/21/24)

## ASSISTS

Season 3, vs. Purdue FW 11/7/25  
Career 3, 4x (last: vs. Purdue FW 11/7/25)

## 3-PT FGS

Season 1, vs. App State 11/11/25  
Career 2, 3x (last: vs. Penn State 3/14/24)

## STEALS

Season 2, vs. Purdue FW 11/7/25  
Career 2, 8x (last: vs. Purdue FW 11/7/25)

## 3-PT FG ATTS

Season 3, vs. App State 11/11/25  
Career 4, vs. Army 11/12/23

## BLOCKS

Season  
Career

## FREE THROWS

Season 5, vs. IU Indy 11/3/25  
Career 5, vs. IU Indy 11/3/25

## MINUTES

Season 26:36, vs. App State 11/11/25  
Career 37:23, vs. Kansas 12/16/23

## FT ATTEMPTS

Season 7, vs. IU Indy 11/3/25  
Career 7, vs. IU Indy 11/3/25

## 2025-26 GAME-BY-GAME STATISTICS

Opponent	Date	GS	MIN	Total		3-Pointers		Free throws		Rebounds				PF	A	TO	BLK	STL	PTS	AVG
				FG-FGA	PCT	3FG-3FGA	PCT	FT-FTA	PCT	OFF	DEF	TOT	AVG							
IU Indy	11/03/2025		17:56	0-0	.000	0-0	.000	5-7	.714	2	2	4	4.0	3	0	1	0	1	5	5.0
Purdue Fort Wayne	11/07/2025		18:49	0-1	.000	0-1	.000	0-0	.000	0	4	4	4.0	2	3	1	0	2	0	2.5
App State	11/11/2025		26:36	1-4	.250	1-3	.333	2-2	1.000	1	3	4	4.0	2	1	0	0	1	5	3.3
Totals		0	63:21	1-5	.200	1-4	.250	7-9	.778	3	9	12	4.0	7	4	2	0	4	10	3.3

## Player Averages

Games Played	Minutes/game	Points/game	FG Pct	3FG Pct	FT Pct	Rebounds/game	Assists/game	Turnovers/game	Assist/Turnover ratio	Steals/game	Blocks/game
3	21.1	3.3	20.0	25.0	77.8	4.0	1.3	0.7	2.0	1.3	0.0

## CAREER STATISTICS

				Field Goals		3-Point		F-Throws		Rebounds				Scoring						
SEASON	TEAM	GP-GS	MIN/AVG	FG-FGA	FG%	3FG-3FGA	3FG%	FT-FTA	FT%	OFF	DEF	TOT	AVG	PF-FO	A	TO	BLK	STL	PTS	AVG
2023-24	IND	33-22	716/21.7	32-88	.364	14-39	.359	8-13	.615	2	58	60	1.8	63-1	41	27	0	22	86	2.6
2024-25	IND	4-0	25/6.2	0-4	.000	0-3	.000	0-0	.000	0	1	1	0.3	6-0	3	0	0	2	0	0.0
2025-26	OSU	3-0	63/21.1	1-5	.200	1-4	.250	7-9	.778	3	9	12	4.0	7-0	4	2	0	4	10	3.3
TOTAL FOR OSU		3-0	63/21.1	1-5	.200	1-4	.250	7-9	.778	3	9	12	4.0	7-0	4	2	0	4	10	3.3
TOTAL		40-22	804/20.1	33-97	.340	15-46	.326	15-22	.682	5	68	73	1.8	76-1	48	29	0	28	96	2.4



# 7 IVAN NJEGOVAN

SO. • C • 7-2 • 260  
OTOČAC, CROATIA  
GIMNAZIJA VLADIMIRA-  
NAZORA

### PLAYER NOTES

The tallest player on the team ... Has gotten quicker and in better shape in the offseason ... The game seems to have slowed down, and he is more comfortable with the ball in his hands ... Will be counted on to contribute in the post this season ... Played in 21 games last season, averaging 1.6 points and 1.5 rebounds per game ... Shot exactly 50 percent (13-of-26) from the floor and made a pair of three-pointers ... Finished the year with eight blocked shots

### 2025-26 NOTES

•

### PRODUCTION

Double-Digit Points  
15+ Points  
10+ Rebounds  
2+ Blocks  
2+ Assists  
Charges Drawn  
Dunks  
Go-Ahead Threes  
Led the team in scoring  
Led the team in rebounding  
Led the team in assists

Season Career

1

1

1

### POINTS

Season 4, vs. App State 11/11/25  
Career 7, vs. Evansville 11/19/24

### REBOUNDS

Season 4, vs. Purdue FW 11/7/25  
Career 6, at Penn State 1/30/25

### ASSISTS

Season 3, vs. Purdue FW 11/7/25  
Career 3, vs. Purdue FW 11/7/25

### STEALS

Season  
Career

### BLOCKS

Season  
Career 2, vs. Indiana 1/17/25

### MINUTES

Season 16:58, vs. Purdue FW 11/7/25  
Career 16:58, vs. Purdue FW 11/7/25

### FIELD GOALS

Season 1, 2x (last: vs. App State 11/11/25)  
Career 3, vs. Evansville 11/19/24

### FG ATTEMPTS

Season 1, 2x (last: vs. App State 11/11/25)  
Career 3, 3x (last: at UCLA 2/23/25)

### 3-PT FGS

Season  
Career 1, 2x (last: vs. Auburn 12/14/24)

### 3-PT FG ATTS

Season  
Career 1, 7x (last: at Nebraska 2/9/25)

### FREE THROWS

Season 2, vs. App State 11/11/25  
Career 2, 3x (last: vs. App State 11/11/25)

### FT ATTEMPTS

Season 2, 2x (last: vs. App State 11/11/25)  
Career 2, 5x (last: vs. App State 11/11/25)

## 2025-26 GAME-BY-GAME STATISTICS

Opponent	Date	GS	MIN	Total		3-Pointers		Free throws		Rebounds				PF	A	TO	BLK	STL	PTS	AVG
				FG-FGA	PCT	3FG-3FGA	PCT	FT-FTA	PCT	OFF	DEF	TOT	AVG							
IU Indy	11/03/2025		03:34	1-1	1.000	0-0	.000	0-0	.000	0	2	2	2.0	1	0	0	0	0	2	2.0
Purdue Fort Wayne	11/07/2025		16:58	0-0	.000	0-0	.000	0-2	.000	0	4	4	3.0	1	3	2	0	0	0	1.0
App State	11/11/2025		09:34	1-1	1.000	0-0	.000	2-2	1.000	0	3	3	3.0	3	0	1	0	0	4	2.0
Totals		0	30:06	2-2	1.000	0-0	.000	2-4	.500	0	9	9	3.0	5	3	3	0	0	6	2.0

### Player Averages

Games Played	Minutes/ game	Points/ game	FG Pct	3FG Pct	FT Pct	Rebounds/ game	Assists/ game	Turnovers/ game	Assist/Turnover ratio	Steals/ game	Blocks/ game
3	10.0	2.0	100.0	0.0	50.0	3.0	1.0	1.0	1.0	0.0	0.0

## CAREER STATISTICS

				Field Goals		3-Point		F-Throws		Rebounds								Scoring		
SEASON	TEAM	GP-GS	MIN/AVG	FG-FGA	FG%	3FG-3FGA	3FG%	FT-FTA	FT%	OFF	DEF	TOT	AVG	PF-FO	A	TO	BLK	STL	PTS	AVG
2024-25	OSU	21-0	119/5.7	13-26	.500	2-7	.286	5-7	.714	13	19	32	1.5	16-0	2	2	8	0	33	1.6
2025-26	OSU	3-0	30/10.0	2-2	1.000	0-0	.000	2-4	.500	0	9	9	3.0	5-0	3	3	0	0	6	2.0
TOTAL		24-0	149/6.2	15-28	.536	2-7	.286	7-11	.636	13	28	41	1.7	21-0	5	5	8	0	39	1.6





9

MATHIEU GRUJIC

FR. • G • 6-7 • 210  
BERLIN, GERMANY  
FC BARCELONA

PLAYER NOTES

Has great size for a guard that can play either the 1, 2 or 3 position on the floor ... Is a proven scorer on the international level and his game has transitioned to the college game well ... His minutes will be determined by his growth on the defensive end of the floor ... Will provide great versatility at the guard position ... Was born in France and raised in of Berlin, Germany ... Played for FC Barcelona's U18 team after growing up playing for ALBA Berlin ... Was named the MVP on four different occasions in one calendar year — at the Adidas Next Generation Tournament, NBA Basketball Without Borders Europe Camp, the U18 Spain Domestic Championship and Catalon Championships ... Also named to the Global All-Star Five at the NBA Basketball Without Borders Global Camp event during NBA All-Star Weekend in 2025 ... His father is Serbian and his mother is French ... Can speak five languages – German, Serbian, French, Spanish and English

2025-26 NOTES

- Mad his first collegiate field goal on his first career attempt, making a three-pointer vs. Purdue FW (11/7)

PRODUCTION

Double-Digit Points  
20+ Points  
5+ Rebounds  
10+ Rebounds  
3+ Steals  
3+ Three-pointers  
Dunks  
Go-Ahead Threes  
Led the team in scoring  
Led the team in rebounding  
Led the team in assists

Season

POINTS

Season 3, vs. Purdue FW 11/7/25

REBOUNDS

Season

ASSISTS

Season

STEALS

Season

BLOCKS

Season

MINUTES

Season 5:34, vs. IU Indy 11/3/25

FIELD GOALS

Season 1, vs. Purdue FW 11/7/25

FG ATTEMPTS

Season 1, 2x (last: vs. App State 11/11/250

3-PT FGS

Season 1, vs. Purdue FW 11/7/25

3-PT FG ATTS

Season 1, vs. Purdue FW 11/7/25

FREE THROWS

Season

FT ATTEMPTS

Season 3, vs. App State 11/11/25

2025-26 GAME-BY-GAME STATISTICS

Opponent	Date	GS	MIN	Total		3-Pointers		Free throws		Rebounds				PF	A	TO	BLK	STL	PTS	AVG
				FG-FGA	PCT	3FG-3FGA	PCT	FT-FTA	PCT	OFF	DEF	TOT	AVG							
IU Indy	11/03/2025		05:34	0-0	.000	0-0	.000	0-0	.000	0	0	0	0.0	0	0	0	0	0	0	0.0
Purdue Fort Wayne	11/07/2025		02:03	1-1	1.000	1-1	1.000	0-0	.000	0	0	0	0.0	0	0	0	0	0	3	1.5
App State	11/11/2025		04:51	0-1	.000	0-0	.000	0-3	.000	0	0	0	0.0	0	0	0	0	0	0	1.0
Totals		0	12:28	1-2	.500	1-1	1.000	0-3	.000	0	0	0	0.0	0	0	0	0	0	3	1.0

Player Averages

Games Played	Minutes/ game	Points/ game	FG Pct	3FG Pct	FT Pct	Rebounds/ game	Assists/ game	Turnovers/ game	Assist/Turnover ratio	Steals/ game	Blocks/ game
3	4.2	1.0	50.0	100.0	0.0	0.0	0.0	0.0	0.0	0.0	0.0

CAREER STATISTICS

				Field Goals		3-Point		F-Throws		Rebounds				Scoring						
SEASON	TEAM	GP-GS	MIN/AVG	FG-FGA	FG%	3FG-3FGA	3FG%	FT-FTA	FT%	OFF	DEF	TOT	AVG	PF-FO	A	TO	BLK	STL	PTS	AVG
2025-26	OSU	3-0	12/4.2	1-2	.500	1-1	1.000	0-3	.000	0	0	0	0.0	0-0	0	0	0	0	3	1.0
TOTAL		3-0	12/4.2	1-2	.500	1-1	1.000	0-3	.000	0	0	0	0.0	0-0	0	0	0	0	3	1.0



# 13

## CHRISTOPH TILLY

SR • C • 7-0 • 240  
BERLIN, GERMANY  
ALBA BERLIN /  
SANTA CLARA

### PLAYER NOTES

Very skilled for a 7-footer ... Has great footwork around the basket and can also knock down the outside shot ... Is a very capable passer and is comfortable handling the ball ... Can space the floor ... A lot of offense will run through him ... Played three seasons at Santa Clara, appearing in 86 games and making 59 starts for the Broncos before transferring to Ohio State in the summer of 2025 ... Averaged 9.2 points, 4.1 rebounds and 1.5 assists over his three seasons ... Shot over 55 percent from the floor in both his sophomore and junior seasons ... Scored in double digits 40 times with seven 20-point games ... Led the WCC in 2024-25 with a 55.4 shooting percentage ... Was born in Germany but moved to Chile when he was six years old. While living in Chile, he discovered basketball at nine years old ... Played for Alba Berlin, the same team as Mathieu Grujicic

### 2025-26 NOTES

- Scored a career-high 28 points in his Buckeye debut vs. IU Indy (11/3)

### CAREER HONORS

All-WCC Honorable Mention (2023-24)  
Second Team All-WCC (2024-25)

### PRODUCTION

	Season	Career
Double-Digit Points	2	42
20+ Points	1	8
10+ Rebounds		3
3+ Blocks		6
4+ Assists	2	11
2+ three pointers made		2
Charges Drawn		--
Dunks		--
Go-Ahead Threes		--
Led the team in scoring	1	--
Led the team in rebounding	1	--
Led the team in assists	1	--

### DOUBLE-DOUBLES (3)

Date	Opponent	Pts	Rebs
1/23/2025	Washington State	13	11
3/1/2025	at Pacific	21	12
3/23/2025	UAB	17	12

### POINTS

Season 26, vs. IU Indy 11/3/25  
Career 26, vs. IU Indy 11/3/25

### FIELD GOALS

Season 8, vs. IU Indy 11/3/25  
Career 10, 3x (last: 25, at LMU 1/16/25)

### REBOUNDS

Season 9, vs. IU Indy 11/3/25  
Career 12, 2x (last: vs. UAB 3/23/25)

### FG ATTEMPTS

Season 11, vs. Purdue FW 11/7/25  
Career 15, at Loyola Marymont 1/16/25

### ASSISTS

Season 4, 2x (last: vs. App State 11/11/25)  
Career 6, vs. Pepperdine 1/25/24

### 3-PT FGS

Season 1, vs. IU Indy 11/3/25  
Career 2, 2x (last: vs. Fresno St. 12/7/24)

### STEALS

Season 1, 2x (last: vs. Purdue FW 11/7/25)  
Career 4, vs. Southeastern La. 11/18/23

### 3-PT FG ATTS

Season 6, vs. App State 11/11/25  
Career 6, vs. App State 11/11/25

### BLOCKS

Season 1, vs. IU Indy 11/3/25  
Career 4, vs. Yale 12/30/23)

### FREE THROWS

Season 9, vs. IU Indy 11/3/25  
Career 9, vs. IU Indy 11/3/25

### MINUTES

Season 30:26, vs. App State 11/11/25  
Career 34:40, at San Francisco 12/30/24

### FT ATTEMPTS

Season 13, vs. IU Indy 11/3/25  
Career 13, vs. IU Indy 11/3/25

### 2025-26 GAME-BY-GAME STATISTICS

Opponent	Date	GS	MIN	Total		3-Pointers		Free throws		Rebounds				PF	A	TO	BLK	STL	PTS	AVG
				FG-FGA	PCT	3FG-3FGA	PCT	FT-FTA	PCT	OFF	DEF	TOT	AVG							
IU Indy	11/03/2025	*	28:51	8-10	.800	1-2	.500	9-13	.692	3	6	9	9.0	4	3	1	1	1	26	26.0
Purdue Fort Wayne	11/07/2025	*	23:02	7-11	.636	1-5	.200	0-0	.000	1	5	6	7.5	4	4	4	0	1	15	20.5
App State	11/11/2025	*	30:26	2-9	.222	0-6	.000	5-5	1.000	2	3	5	6.7	1	4	0	0	0	9	16.7
Totals			3 82:19	17-30	.567	2-13	.154	14-18	.778	6	14	20	6.7	9	11	5	1	2	50	16.7

### Player Averages

Games Played	Minutes/ game	Points/ game	FG Pct	3FG Pct	FT Pct	Rebounds/ game	Assists/ game	Turnovers/ game	Assist/Turnover ratio	Steals/ game	Blocks/ game
3	27.4	16.7	56.7	15.4	77.8	6.7	3.7	1.7	2.2	0.7	0.3

### CAREER STATISTICS

SEASON	TEAM	GP-GS	MIN/AVG	Field Goals		3-Point		F-Throws		Rebounds				Scoring						
				FG-FGA	FG%	3FG-3FGA	3FG%	FT-FTA	FT%	OFF	DEF	TOT	AVG	PF-FO	A	TO	BLK	STL	PTS	AVG
2022-23	SCU	26-0	313/12.0	52-97	.536	0-2	.000	26-40	.650	21	48	69	2.7	37-1	19	14	12	6	130	5.0
2023-24	SCU	29-28	584/20.1	107-194	.552	4-13	.308	54-78	.692	49	81	130	4.5	77-1	54	46	19	18	272	9.4
2024-25	SCU	31-31	702/22.6	144-260	.554	17-54	.315	81-105	.771	50	102	152	4.9	83-2	58	55	24	26	386	12.5
2025-26	OSU	3-3	82/27.4	17-30	.567	2-13	.154	14-18	.778	6	14	20	6.7	9-0	11	5	1	2	50	16.7
TOTAL FOR OSU		3-3	82/27.4	17-30	.567	2-13	.154	14-18	.778	6	14	20	6.7	9-0	11	5	1	2	50	16.7
TOTAL		89-62	1681/18.9	320-581	.551	23-82	.280	175-241	.726	126	245	371	4.2	206-4	142	120	56	52	838	9.4



# 14 BRANDON NOEL

5<sup>TH</sup> • F • 6-8 • 240  
LUCASVILLE, OHIO  
CHILLICOTHE /  
WRIGHT STATE

### PLAYER NOTES

A strong post player who is very skilled around the basket ... Is a very good rebounder ... Mature, experienced player who is in his sixth year in college ... Spent the last five seasons at Wright State, playing the last three ... Was an All-Horizon League player in each of his three seasons ... Was the 2023 Horizon League Freshman of the Year ... Averaged 15.5 points, 8.1 rebounds and 1.6 assists over 97 games and 90 starts for the Raiders ... Recorded 29 double-doubles and scored 20 or more points 31 times ... Last season, averaged a career-high 19.0 points with 7.7 rebounds and 1.7 assists while shooting 55.2% from the floor ... Was a first team All-Ohio honoree as a senior at Chillicothe High School in 2019-20

### 2025-26 NOTES

- Notched the 30th double-double of his career with 17 points and 11 rebounds in the win over App State (11/1)

### CAREER HONORS

All-Horizon League  
Second Team (2024, 2025)  
Third Team (2023)  
Horizon League Freshman of the Year (2023)  
Horizon League All-Freshman Team (2023)  
Horizon League All-Academic Team (2024, 2025)

### PRODUCTION

	Season	Career
Double-Digit Points	1	80
20+ Points		31
10+ Rebounds	2	33
3+ Blocks		8
4+ Assists		5
3+ three pointers made		5
Charges Drawn		--
Dunks	5	--
Go-Ahead Threes		--
Led the team in scoring	1	--
Led the team in rebounding	2	--
Led the team in assists		--

### DOUBLE-DOUBLES (30)

Date	Opponent	P	R	Date	Opponent	P	R
11/15/22	Bowling Green	10	11	2/28/24	Purdue FW	10	10
11/22/22	vs. UC Riverside	14	11	3/2/24	N. Kentucky	19	12
1/2/23	at IUPUI	14	15	11/9/24	at Miami (Oh)	27	16
1/6/23	Detroit Mercy	18	17	11/13/24	at Toledo	24	10
1/8/23	Oakland	14	15	12/11/24	Marshall	21	10
1/12/23	at Green Bay	32	12	12/18/24	Youngstown St	10	10
1/19/23	Purdue FW	11	11	1/25/25	Detroit Mercy	15	12
2/4/23	at Robert Morris	16	15	1/30/25	at Youngstown St	23	12
2/19/23	at Purdue FW	12	11	2/5/25	at Purdue FW	25	10
2/23/23	at Oakland	24	10	2/8/25	IU Indy	26	16
2/28/23	Green Bay	20	16	2/21/25	N. Kentucky	22	11
11/29/23	IUPUI	17	10	11/11/25	App State	17	11
12/19/23	Miami (Oh)	25	12				
12/31/23	at Milwaukee	16	10				
1/10/24	at Robert Morris	17	12				
1/18/24	Green Bay	17	12				
1/28/24	at IUPUI	20	11				
2/25/24	at Oakland	19	16				

### POINTS

Season 17, vs. App State 11/11/25  
Career 32, at Green Bay 1/12/23

### REBOUNDS

Season 11, vs. App State 11/11/25  
Career 17, vs. Detroit Mercy 1/6/23

### ASSISTS

Season 3, vs. IU Indy 11/3/25  
Career 7, vs. IU Indy 2/8/23

### STEALS

Season  
Career 4, vs. Miami (OH) 12/19/23

### BLOCKS

Season  
Career 4, 2x (last: at Green Bay 2/16/25)

### MINUTES

Season 27:44, vs. IU Indy 11/3/25  
Career 48:08, at Youngstown St. 2/2/23

### FIELD GOALS

Season 8, vs. App State 11/11/25  
Career 14, at Green Bay 1/12/23

### FG ATTEMPTS

Season 10, vs. App State 11/11/25  
Career 21, at Kentucky 11/4/24

### 3-PT FGS

Season 1, vs. App State 11/11/25  
Career 3, 5x (last: at Milwaukee 2/14/25)

### 3-PT FG ATTS

Season 3, vs. App State 11/11/25  
Career 8, at Kentucky 11/4/24

### FREE THROWS

Season  
Career 11, vs. Princeton 11/21/24

### FT ATTEMPTS

Season  
Career 12, vs. IU Indy 2/8/25

### 2025-26 GAME-BY-GAME STATISTICS

Opponent	Date	GS	MIN	Total		3-Pointers		Free throws		Rebounds		PF	A	TO	BLK	STL	PTS	AVG	
				FG-FA	PCT	3FG-3FGA	PCT	FT-FTA	PCT	OFF	DEF								TOT
IU Indy	11/03/2025	*	27:44	4-5	.800	0-0	.000	0-0	.000	3	7	10	10.0	1	3	4	0	8	8.0
Purdue Fort Wayne	11/07/2025	*	23:27	2-3	.667	0-0	.000	0-0	.000	0	4	4	7.0	2	0	0	0	4	6.0
App State	11/11/2025	*	27:02	8-10	.800	1-3	.333	0-0	.000	4	7	11	8.3	1	1	0	0	17	9.7
Totals		3	78:13	14-18	.778	1-3	.333	0-0	.000	7	18	25	8.3	4	4	4	0	29	9.7

### Player Averages

Games Played	Minutes/ game	Points/ game	FG Pct	3FG Pct	FT Pct	Rebounds/ game	Assists/ game	Turnovers/ game	Assist/Turnover ratio	Steals/ game	Blocks/ game
3	26.1	9.7	77.8	33.3	0.0	8.3	1.3	1.3		1.0	0.0

### CAREER STATISTICS

		Field Goals					3-Point			F-Throws			Rebounds				PF-FO				A				TO				BLK				STL				PTS				SCOR			
SEASON	TEAM	GP-GS	MIN/AVG	FG-FGA	FG%	3FG-3FGA	3FG%	FT-FTA	FT%	OFF	DEF	TOT	AVG	PF-FO	A	TO	BLK	STL	PTS	AVG																								
2022-23	WSU	33-26	963/29.2	173-284	.609	15-42	.357	68-88	.773	73	215	288	8.7	72-3	47	72	34	27	429	13.0																								
2023-24	WSU	31-31	1068/34.4	166-310	.535	32-80	.400	87-109	.798	56	192	248	8.0	74-1	50	56	25	26	451	14.5																								
2024-25	WSU	33-33	1118/33.9	238-431	.552	38-106	.358	113-150	.753	60	193	253	7.7	66-0	57	73	31	32	627	19.0																								
2025-26	OSU	3-3	78/26.1	14-18	.778	1-3	.333	0-0	.000	7	18	25	8.3	4-0	4	4	0	0	29	9.7																								
TOTAL FOR OSU		3-3	78/26.1	14-18	.778	1-3	.333	0-0	.000	7	18	25	8.3	4-0	4	4	0	0	29	9.7																								
TOTAL		100-93	3227/32.3	591-1043	.567	86-231	.372	268-347	.772	196	618	814	8.1	216-4	158	205	90	85	1536	15.4																								



# 17 JOSH OJIANWUNA

SR. • F • 6-10 • 270  
ASABA, NIGERIA  
NBA GLOBAL ACADEMY /  
BAYLOR

PLAYER NOTES

Is a big, strong, physical and athletic post player ... Can play above the rim and is a skilled rebounder ... Played 87 games over the last three seasons at Baylor, making 24 starts ... Averaged 5.3 points, 4.2 rebounds and shot over 70 percent from the floor at Baylor ... Had 17 games of 10 or more points with four career double-doubles ... Suffered a knee injury in February of 2025 and missed the final 12 games of the season ... Attended NBA Academy Africa in 2017 before transitioning to NBA Global Academy in Canberra, Australia in 2019 ... Was a Top 100 recruit in the 2022 class according the 247Sports ... Grew up playing soccer in Nigeria ... Dunked in his second-ever basketball practice at the age of 13

2025-26 NOTES

PRODUCTION	Season	Career
Double-Digit Points		17
15+ Points		1
10+ Rebounds		6
2+ Steals		9
2+ Blocks		5
Charges Drawn		--
Dunks		--
Go-Ahead Threes		--
Led the team in scoring		--
Led the team in rebounding		--
Led the team in assists		--

DOUBLE-DOUBLES (4)

Date	Opponent	Pts	Rebs
12/28/2022	Nicholls State	11	11
12/27/2024	Arizona Baptist	10	10
1/4/2025	at Iowa State	13	10
1/11/2025	at Arizona State	12	17

POINTS

Season  
Career 16, vs. Norfolk St. 12/11/24

REBOUNDS

Season  
Career 17, at Arizona St. 1/11/25

ASSISTS

Season  
Career 2, 6x (last: at Arizona 1/14/25)

STEALS

Season  
Career 3, 3x (last: at Iowa St. 1/4/25)

BLOCKS

Season  
Career 3, 3x (last: vs. Utah 12/31/24)

MINUTES

Season  
Career 38:58, at Arizona State 1/11/25

FIELD GOALS

Season  
Career 6, 2x (last: at Arizona St. 1/11/25)

FG ATTEMPTS

Season  
Career 9, vs. Cincinnati 1/7/25

3-PT FGS

Season  
Career

3-PT FG ATTS

Season  
Career 1, 2x (last: at Iowa St. 1/4/25)

FREE THROWS

Season  
Career 6, 2x (last: vs. Tarleton St. 11/17/24)

FT ATTEMPTS

Season  
Career 7, at Gonzaga 11/4/24

2025-26 GAME-BY-GAME STATISTICS

CAREER STATISTICS

				Field Goals		3-Point		F-Throws		Rebounds										Scoring	
SEASON	TEAM	GP-GS	MIN/AVG	FG-FGA	FG%	3FG-3FGA	3FG%	FT-FTA	FT%	OFF	DEF	TOT	AVG	PF-FO	A	TO	BLK	STL	PTS	AVG	
2022-23	Baylor	29-0	381/13.1	46-78	.590	0-0	.000	29-44	.659	46	55	101	3.5	55-0	7	19	11	11	121	4.2	
2023-24	Baylor	35-1	542/15.5	72-98	.735	0-1	.000	29-46	.630	53	65	118	3.4	81-0	10	34	4	17	173	4.9	
2024-25	Baylor	23-23	569/24.7	65-84	.774	0-1	.000	40-62	.645	61	87	148	6.4	59-2	13	19	18	21	170	7.4	
TOTAL FOR OSU		0-0	0/0.0	0-0	.000	0-0	.000	0-0	.000	0	0	0	0.0	0-0	0	0	0	0	0	0.0	
TOTAL		87-24	1492/17.1	183-260	.704	0-2	.000	98-152	.645	160	207	367	4.2	195-2	30	72	33	49	464	5.3	





# 20 COLIN WHITE

SO. • G • 6-6 • 220  
OTTAWA, OHIO  
OTTAWA-GLANDORF

## PLAYER NOTES

Provides energy off the bench ... Good shooter and a smart player ... Appeared in 19 games as a freshman last season and averaged 1.1 points and 1.1 rebounds per game ... Played in 13 Big Ten games as well as the Big Ten Tournament game against Iowa ... Missed a portion of the season with an ankle injury, which also slowed him during the offseason ... 2024 Ohio Mr. Basketball ... Top 125 recruit in the 2024 class ... First-team all-state honors as a junior and senior ... Joined LeBron James as the only high school players in Ohio to start on a state final four team four consecutive seasons ... First player in Ottawa-Glandorf history to score over 2,000 career points

## 2025-26 NOTES

- Made his first collegiate start and played a career-high 17:37 in the win over App State (11/11)

## PRODUCTION

	Season	Career
Double-Digit Points		--
15+ Points		--
5+ Rebounds		--
2+ Blocks		--
Charges Drawn		--
Dunks		2
Go-Ahead Threes		1
Led the team in scoring		
Led the team in rebounding		
Led the team in assists		

## POINTS

Season 2, vs. IU Indy 11/3/25  
Career 6, 2x (last: vs. Campbell 11/22/24)

## FIELD GOALS

Season 1, vs. IU Indy 11/3/25  
Career 3, vs. Campbell 11/22/24

## REBOUNDS

Season 4, vs. App State 11/11/25  
Career 4, 2x (last: vs. App State 11/11/25)

## FG ATTEMPTS

Season 2, vs. App State 11/11/25  
Career 4, vs. Campbell 11/22/24

## ASSISTS

Season 1, vs. IU Indy 11/3/25  
Career 3, vs. Youngstown State 11/11/24

## 3-PT FGS

Season  
Career 2, vs. Evansville 11/19/24

## STEALS

Season  
Career 1, 5x (last: at Nebraska 2/9/25)

## 3-PT FG ATTS

Season 2, vs. App State 11/11/25  
Career 2, 3x (last: vs. App State 11/11/25)

## BLOCKS

Season  
Career 1, 3x (last: vs. Oregon 1/9/25)

## FREE THROWS

Season  
Career 2, vs. Indiana State 12/29/24

## MINUTES

Season 17:37, vs. App State 11/11/25  
Career 17:37, vs. App State 11/11/25

## FT ATTEMPTS

Season 1, vs. App State 11/11/25  
Career 4, vs. Green Bay 11/25/24

## 2025-26 GAME-BY-GAME STATISTICS

Opponent	Date	GS	MIN	Total		3-Pointers		Free throws		Rebounds				PF	A	TO	BLK	STL	PTS	AVG
				FG-FGA	PCT	3FG-3FGA	PCT	FT-FTA	PCT	OFF	DEF	TOT	AVG							
IU Indy	11/03/2025		05:59	1-1	1.000	0-0	.000	0-0	.000	0	0	0	0.0	1	1	0	0	0	2	2.0
Purdue Fort Wayne	11/07/2025		05:11	0-0	.000	0-0	.000	0-0	.000	0	1	1	0.5	1	0	0	0	0	0	1.0
App State	11/11/2025	*	17:37	0-2	.000	0-2	.000	0-1	.000	1	3	4	1.7	1	0	0	0	0	0	0.7
Totals		1	28:47	1-3	.333	0-2	.000	0-1	.000	1	4	5	1.7	3	1	0	0	0	2	0.7

## Player Averages

Games Played	Minutes/game	Points/game	FG Pct	3FG Pct	FT Pct	Rebounds/game	Assists/game	Turnovers/game	Assist/Turnover ratio	Steals/game	Blocks/game
3	9.6	0.7	33.3	0.0	0.0	1.7	0.3	0.0	1.0	0.0	0.0

## CAREER STATISTICS

				Field Goals		3-Point		F-Throws		Rebounds									Scoring	
SEASON	TEAM	GP-GS	MIN/AVG	FG-FGA	FG%	3FG-3FGA	3FG%	FT-FTA	FT%	OFF	DEF	TOT	AVG	PF-FO	A	TO	BLK	STL	PTS	AVG
2024-25	OSU	19-0	151/8.0	7-20	.350	4-13	.308	3-6	.500	7	13	20	1.1	21-0	6	6	3	5	21	1.1
2025-26	OSU	3-1	29/9.6	1-3	.333	0-2	.000	0-1	.000	1	4	5	1.7	3-0	1	0	0	0	2	0.7
TOTAL		22-1	180/8.2	8-23	.348	4-15	.267	3-7	.429	8	17	25	1.1	24-0	7	6	3	5	23	1.0



# 21 DEVIN ROYAL

JR. • F • 6-6 • 230  
PICKERINGTON, OHIO  
PICKERINGTON CENTRAL

PLAYER NOTES

Worked really hard on his jumper in the offseason and shot it well during preseason camp ... Is transitioning to more of a role on the perimeter ... Has always found a way to produce no matter where he is on the floor ... Appeared in 64 games over his first two seasons, making 27 starts ... Has averaged 9.1 points and 4.6 rebounds while shooting 52 percent from the floor ... Last season, averaged 13.7 points per game and was the team's leading rebounder at 6.9 per game ... Finished with a team-best three double-doubles last season, the first three of his career ... Scored a career-high 31 points and grabbed a career-high 15 rebounds in the win over Valparaiso ... Played in 33 of the 36 games during his freshman season, finishing well down the stretch as he averaged nearly 8.0 points over the final nine games ... Ohio's Mr. Basketball in 2023

2025-26 NOTES

•

PRODUCTION

	Season	Career
Double-Digit Points	1	26
20+ Points	1	7
2+ Three-pointers	2	6
10+ Rebounds		4
5+ Rebounds	1	31
3+ Assists		1
2+ Steals		8
Dunks		35
Go-Ahead Threes		3
Charges Drawn		1
Led the team in scoring		9
Led the team in rebounding		15
Led the team in assists		2

DOUBLE-DOUBLES (3)

Date	Opponent	Pts	Rebs
11/19/2024	Evansville	20	12
11/25/2024	Green Bay	10	11
12/18/2024	Valparaiso	31	15

POINTS

Season 22, vs. IU Indy 11/3/25  
Career 31, vs. Valparaiso 12/17/24

REBOUNDS

Season 8, vs. IU Indy 11/3/25  
Career 15, vs. Valparaiso 12/17/24

ASSISTS

Season 1, vs. Purdue FW 11/7/25  
Career 3, vs. Oregon 1/9/25

STEALS

Season 2, vs. IU Indy 11/3/25  
Career 4, vs. Indiana State 12/29/24

BLOCKS

Season  
Career 3, vs. Texas A&M 11/10/23

MINUTES

Season 24:41, vs. IU Indy 11/3/25  
Career 43:00, vs. Nebraska 3/4/25

FIELD GOALS

Season 5, vs. IU Indy 11/3/25  
Career 11, vs. Valparaiso 12/17/24

FG ATTEMPTS

Season 9, vs. IU Indy 11/3/25  
Career 18, at Illinois 2/2/25

3-PT FGS

Season 2, 2x (last: vs. Purdue FW 11/7/25)  
Career 3, 2x (last: vs. Michigan 2/16/25)

3-PT FG ATTS

Season 5, vs. IU Indy 11/3/25  
Career 6, at Illinois 2/2/25

FREE THROWS

Season 10, vs. IU Indy 11/3/25  
Career 10, 2x (last: vs. IU Indy 11/3/25)

FT ATTEMPTS

Season 13, vs. IU Indy 11/3/25  
Career 14, vs. Nebraska 3/4/25

2025-26 GAME-BY-GAME STATISTICS

Opponent	Date	GS	MIN	Total		3-Pointers		Free throws		Rebounds				PF	A	TO	BLK	STL	PTS	AVG
				FG-FGA	PCT	3FG-3FGA	PCT	FT-FTA	PCT	OFF	DEF	TOT	AVG							
IU Indy	11/03/2025	*	24:41	5-9	.556	2-5	.400	10-13	.769	3	5	8	8.0	3	0	3	0	2	22	22.0
Purdue Fort Wayne	11/07/2025	*	16:46	2-3	.667	2-2	1.000	0-0	.000	1	2	3	5.5	3	1	0	0	1	6	14.0
Totals		2	41:27	7-12	.583	4-7	.571	10-13	.769	4	7	11	5.5	6	1	3	0	3	28	14.0

Player Averages

Games Played	Minutes/game	Points/game	FG Pct	3FG Pct	FT Pct	Rebounds/game	Assists/game	Turnovers/game	Assist/Turnover ratio	Steals/game	Blocks/game
2	20.7	14.0	58.3	57.1	76.9	5.5	0.5	1.5	0.3	1.5	0.0

CAREER STATISTICS

				Field Goals		3-Point		F-Throws		Rebounds												Scoring	
SEASON	TEAM	GP-GS	MIN/AVG	FG-FGA	FG%	3FG-3FGA	3FG%	FT-FTA	FT%	OFF	DEF	TOT	AVG	PF-FO	A	TO	BLK	STL	PTS	AVG			
2023-24	OSU	33-0	371/11.2	59-116	.509	3-20	.150	34-48	.708	33	45	78	2.4	62-1	12	28	10	10	155	4.7			
2024-25	OSU	31-27	894/28.8	147-280	.525	16-58	.276	115-149	.772	69	145	214	6.9	86-1	35	54	9	27	425	13.7			
2025-26	OSU	2-2	41/20.7	7-12	.583	4-7	.571	10-13	.769	4	7	11	5.5	6-0	1	3	0	3	28	14.0			
TOTAL		66-29	1306/19.8	213-408	.522	23-85	.271	159-210	.757	106	197	303	4.6	154-2	48	85	19	40	608	9.2			



# 55 BRAYLEN NASH

SO. • G • 6-4 • 190  
NEW ALBANY, OHIO  
NEW ALBANY

PLAYER NOTES

A tremendous team player ... Has done everything asked of him and he does it with energy ... He provides great looks on the scout team and helps the team prepare ... Saw action in nine games last season as a freshman ... Made his lone shot attempt of the season on his first career attempt, a three-pointer, in the win over Youngstown State ... Has a 1.000 shooting percentage ... Played at New Albany High School for veteran head coach Tim Casey and averaged 17 points and three rebounds per game as a senior ... Helped New Albany to a 20-5 record and the school's first league championship in eight years during his senior season ... Was named the OCC-Ohio Player of the Year

2025-26 NOTES

.

POINTS

Season  
Career 3, vs. Youngstown State 11/11/24

REBOUNDS

Season  
Career

ASSISTS

Season  
Career

STEALS

Season  
Career 1, vs. Evansville 11/19/24

BLOCKS

Season  
Career

MINUTES

Season :01, vs. Purdue FW 11/7/25  
Career 2:25, vs. Green Bay 11/25/24

FIELD GOALS

Season  
Career 1, vs. Youngstown State 11/11/24

FG ATTEMPTS

Season  
Career 1, vs. Youngstown State 11/11/24

3-PT FGS

Season  
Career 1, vs. Youngstown State 11/11/24

3-PT FG ATTS

Season  
Career 1, vs. Youngstown State 11/11/24

FREE THROWS

Season  
Career 2, vs. Indiana State 12/29/24

FT ATTEMPTS

Season  
Career 2, vs. Indiana State 12/29/24

2025-26 GAME-BY-GAME STATISTICS

Opponent	Date	GS	MIN	Total		3-Pointers		Free throws		Rebounds				PF	A	TO	BLK	STL	PTS	AVG
				FG-FGA	PCT	3FG-3FGA	PCT	FT-FTA	PCT	OFF	DEF	TOT	AVG							
Purdue Fort Wayne	11/07/2025		00:01	0-0	.000	0-0	.000	0-0	.000	0	0	0	0.0	0	0	0	0	0	0	0.0
Totals		0	00:01	0-0	.000	0-0	.000	0-0	.000	0	0	0	0.0	0	0	0	0	0	0	0.0

Player Averages

Games Played	Minutes/ game	Points/ game	FG Pct	3FG Pct	FT Pct	Rebounds/ game	Assists/ game	Turnovers/ game	Assist/Turnover ratio	Steals/ game	Blocks/ game
1	0.0	0.0	0.0	0.0	0.0	0.0	0.0	0.0	0.0	0.0	0.0

CAREER STATISTICS

				Field Goals		3-Point		F-Throws		Rebounds				Scoring						
SEASON	TEAM	GP-GS	MIN/AVG	FG-FGA	FG%	3FG-3FGA	3FG%	FT-FTA	FT%	OFF	DEF	TOT	AVG	PF-FO	A	TO	BLK	STL	PTS	AVG
2024-25	OSU	9-0	14/1.6	1-1	1.000	1-1	1.000	2-2	1.000	0	0	0	0.0	1-0	0	1	0	1	5	0.6
2025-26	OSU	1-0	0/0.0	0-0	.000	0-0	.000	0-0	.000	0	0	0	0.0	0-0	0	0	0	0	0	0.0
TOTAL		10-0	14/1.4	1-1	1.000	1-1	1.000	2-2	1.000	0	0	0	0.0	1-0	0	1	0	1	5	0.5