



2025 SYRACUSE FOOTBALL

1959 NATIONAL CHAMPIONS // 5 CONFERENCE CHAMPIONSHIPS // 18 CONSENSUS ALL-AMERICANS

GAME INFORMATION

Date..... Saturday, Nov. 22
Location..... South Bend, Ind.
Stadium..... Notre Dame Stadium (77,622)
Kickoff..... 3:30 p.m.
Series..... Notre Dame, 8-3
Tickets..... Cuse.com/FootballTickets
Television..... NBC
Play-by-Play..... Dan Hicks
Analyst..... Jason Garrett
Reporter..... Zora Stephenson
Radio..... Syracuse Sports Network from Learfield IMG College
Play-by-Play..... Matt Park '97
Analyst..... Adam Terry '04
Reporter..... Tim Leonard '20
Student Radio..... WAER 88.3 FM (Syracuse)
Satellite Radio..... SiriusXM 85
Live Audio..... Cuse.com/TuneIn App
Live Stats..... Cuse.com
Twitter..... @CuseFootball
Facebook..... Facebook.com/CuseFootball
Instagram..... @CuseFootball

2025 SCHEDULE/RESULTS

Overall Record: 3-7 • **ACC Record:** 1-6
Home: 2-3 • **Away:** 1-3 • **Neutral:** 0-1 • **Streak:** L6

Date	Opponent (TV)	Time/Result
Aug. 30	vs. Tennessee ^ (ABC)	L, 26-45
Sept. 6	UCONN (ACCNX)	W, 27-20 (OT)
Sept. 12	COLGATE (ACCN)	W, 66-24
Sept. 20	at Clemson * (ESPN)	W, 34-21
Sept. 27	DUKE * (ACCN)	L, 3-38
Oct. 4	at SMU * (ACCN)	L, 18-31
Oct. 18	PITTSBURGH * (ACCN)	L, 13-30
Oct. 25	at Georgia Tech * (ESPN)	L, 16-41
Oct. 31	NORTH CAROLINA* (ESPN)	L, 10-27
Nov. 8	at Miami * (ESPN)	L, 10-38
Nov. 22	at Notre Dame (NBC)	3:30 p.m.
Nov. 29	BOSTON COLLEGE *	TBA

* - ACC game

^ - Mercedes-Benz Stadium, Atlanta, Ga.

Home games in **BOLD CAPS**

All times Eastern

WHAT'S INSIDE

Media Information	2	Depth Chart	14
Matchup/Series History.....	3	Starters Chart	14
Notes	4-9	Roster	15
Team	4	Social Media Roster.....	16-17
Offense	5-6	Player Notes	18-21
Defense.....	7	Game Summaries	21-25
Special Teams	8	Stats.....	26-38
Miscellaneous.....	9	Starting Lineups.....	34
Orange in the NFL	8	Long Plays.....	35
Dome.....	9	Scoring Drives.....	35
On This Date	9	Conversions/TOP	36
Overtime History	9	Red-Zone Stats	37
ACC Standings/Polls.....	10	Superlatives.....	38
HC Fran Brown	11-12	Last Time That	39-41
Assistant Coaches.....	13		



SYRACUSE ORANGE (3-7, 1-6)

AP/Coaches Rank: --/--

Head Coach Fran Brown (2nd year)

Overall Record: 13-10 (.565)

at SU: 13-10 (.565)

vs. Notre Dame: 0-0

VS



NOTRE DAME FIGHTING IRISH (8-2)

AP/Coaches Rank: 9/9

Head Coach: Marcus Freeman (4th year)

Overall Record: 41-12 (.774)

at Notre Dame: 41-12 (.774)

vs. Syracuse: 1-0

OPENING DRIVE

ORANGE FACE FIGHTING IRISH IN FINAL ROAD CONTEST

- Syracuse goes on the road for the final time in 2025 when it takes on Notre Dame on Saturday. The game also marks the Orange's final non-conference game of the season.
- The game will air on NBC, with Dan Hicks (PxP), Jason Garrett (analyst) and Zora Stephenson (reporter) on the call.

FIRST-TIME STARTERS

- Syracuse ranks tied for third in the nation and first among ACC schools with 21 players who have made their first career starts this season.
- OL **Kam Pringle** and OL **Matthew Hawn** joined the group when they made their first career starts against Miami.
- Overall, 43 different players have started at least one game for the Orange in 2025, while 95 players have seen action in at least one game.

School	# of first-time starters
1. Bowling Green	25
2. Eastern Michigan	24
3. SYRACUSE	21
Navy	21
5. Louisiana Tech	18
Rice	18

YOUTH MOVEMENT

- Syracuse underclassmen have gained valuable experience this season.
- A total of 57 underclassmen (redshirt sophomore and younger) have appeared in at least one game for the Orange in 2025.
- The group features 26 freshmen, 11 redshirt freshmen, eight sophomores and 12 redshirt sophomores.
- Sixteen of the 57 have made at least one start this season.

SAMUEL RANKS AMONG NATION'S TOP FRESHMEN

- DB **Demetres Samuel Jr.** has cemented his spot as one of the top freshmen in the nation this season.
- He is one of 14 semifinalists for the 2025 Shaun Alexander Freshman of the Year award. Finalists for the award will be announced on December 5.
- Samuel ranks second among FBS true freshmen and tied for 32nd overall in passes defended this season with nine.
- In addition, Samuel is tied for third in the ACC in passes defended as well as passes defended per game (0.90).
- Samuel ranks fifth on the Orange in tackles with 44.

NUMBERS TO KNOW

5

P **Jack Stonehouse** is averaging 47.7 yards per punt, which ranks fifth in the nation.

6

WR **Darrell Gill Jr.** is averaging 16.45 yards per reception, which ranks sixth in the ACC.

16

K **Tripp Woody** ranks 16th in the nation in field goal percentage (.909). He has hit 10-of-11 attempts this season.

191

DB **Duce Chestnut** ranks 16th on Syracuse's record list for most tackles by a defensive back with 191.



MEDIA CONTACTS

SYRACUSE ATHLETIC COMMUNICATIONS

1301 East Colvin Street, Syracuse, NY 13244
Office: 315-443-2608 | Web: Cuse.com



TYLER CADY
Football SID
Associate Athletics Director/
Athletic Communications
(315) 443-2608 (O)
(315) 941-6569 (C)
tpcady@syr.edu



SUSIE MEHRINGER
Assistant Director/
Athletic Communications
(315) 443-2608 (O)
(315) 403-0347 (C)
skmehrin@syr.edu



OLIVIA COIRO
Assistant Director/
Athletic Communications
(Credential Contact)
(315) 443-2608 (O)
(315) 802-8737 (C)
oacoiro@syr.edu

ACC COMMUNICATIONS

620 South Tryon St., Suite 1200, Charlotte, N.C. 28202
Office: 704-936-0503 | Web: theACC.com

Amy Yakola, Chief of External Affairs
Kevin Davis, Senior Associate Commissioner

SOCIAL MEDIA

Join the conversation about all things Syracuse across various social media platforms, including Facebook, Twitter, YouTube, Instagram and Snapchat.



/CuseFootball
/Cuse



@CuseFootball
@Cuse



/Syracuse Orange



@CuseFootball
@Cusepics



@Cuse



@Cuse

WEEKLY MEDIA SCHEDULE

MONDAY

17

- Fran Brown News Conference - 1 p.m. in John A. Lally Athletics Complex Football Performance Center
- Deadline to request Tuesday student-athlete interviews - 1 p.m.
Submit requests (max. 2) to Tyler Cady (tpcady@syr.edu)

TUESDAY

18

- Student-Athlete Interviews - 6:30 p.m.
- Game notes on Cuse.com

WEDNESDAY

19

- No media availability

THURSDAY

20

- AmeriCU Fran Brown Radio Show
Live from Meier's Creek Inner Harbor from 7 to 8 p.m. on TK99/105

FRIDAY

21

- No media availability

SATURDAY

22

- Game #11 - Syracuse at Notre Dame (3:30 p.m., NBC)

GENERAL MEDIA INFORMATION

INTERVIEWS

Interviews with all Orange student-athletes and head coach Fran Brown **MUST** be arranged through the Syracuse Athletic Communications Department. Contact Tyler Cady, Football SID, via email at tpcady@syr.edu or by calling (315) 443-2608. Please give as much advance notice as possible when requesting interviews. Personal phone numbers will not be distributed to media and student-athletes should not be contacted directly by phone, email or social media to arrange interviews or answer questions.

CREDENTIAL REQUESTS

Season and individual game requests for working press credentials for media and professional scouts should be made online via the PressPass media credential system. Please visit www.SportsSystems.com/Syracuse to apply for credentials. Requests should be made at least two weeks prior to the game. All media material (notes, media guides, stats) will be available digitally and will not be provided in the press box.

MEDIA PARKING

Parking for media is limited. Passes are issued on a priority basis within the same guidelines as working credentials.

MEDIA GUIDE

The 2025 media guide will be exclusively digital this season. Media can access the publication on Cuse.com under additional links on the football page.

POSTGAME INTERVIEWS

Postgame interviews will take place in the Kuhn Gameday Lounge Presented by Hidden Level. The space is a hospitality area through halftime. Media can not setup their equipment until the third quarter.

ACC MEDIA PORTAL

The ACC and XOS Digital have partnered to provide individual highlight packages from all ACC-controlled regular-season football games to approved TV news affiliates for the 2025 season. Upon the conclusion of each game, highlights will be available to download and use in televised news programming at no cost. Outlets may access the highlights, along with any weekly head coach press conferences, through the ACC Media Portal. This portal replaces the ACC Video Clip Service (AVCS). The use of game highlights provided through the ACC Media Portal are subject to the restrictions outlined in the ACC News Access Guidelines. Interested affiliates should email licensing@xosdigital.com to register for the ACC Media Portal and for additional information. Approved affiliates will receive a confirmation email along with credentials to access the portal.

COLLEGEPRESSBOX.COM

Collegepressbox.com is the official media website for Division I football. Access and download weekly game notes, quotes, statistics, media guides, headshots, logos and more for each conference and its member schools. Register for access at collegepressbox.com/register.

GAME #11 MATCHUP: NOTRE DAME

SERIES HISTORY

- Syracuse and Notre Dame will meet for the 12th time overall and the fifth time at Notre Dame Stadium.
- The Fighting Irish hold an 8-3 lead in the series, including a 3-1 mark on their home field.
- The series dates back to 1914, but eight of the previous 11 meetings have come since 2003.
- Four of those prior meetings have been neutral site games, twice at Yankee Stadium and twice at MetLife Stadium.

LAST TIME VS. NOTRE DAME

- Notre Dame scored 17 unanswered points to pull away from the Orange in a 41-24 victory in the JMA Wireless Dome.
- The squads were tied, 7-7, after the first quarter, but the Fighting Irish recorded a pair of touchdowns in the second quarter to take a 21-7 lead into the locker room at halftime.
- Notre Dame opened the scoring in the second half with a field goal to push the lead to 24-7. The Orange cut the deficit to 24-17 after a field goal by Andre Smyt and a RB Sean Tucker touchdown, but Audric Estime scored twice to start the fourth quarter to put the game out of reach.
- QB Carlost Del Rio-Wilson was 11-of-22 for 190 yards and a touchdown.
- Estime finished with 121 yards on 20 carries and two touchdowns.

SYRACUSE-NOTRE DAME CONNECTIONS

- Syracuse has one player from Indiana – RB **Jaden Hart** (Michigan City).
- Notre Dame has one player from New York – CB Mickey Brown (Southampton).

- Orange QB **Steve Angeli** played at Notre Dame from 2022-24 before transferring to Syracuse.
- Syracuse DL **Isaiah Hastings**, OL **Naquil Betrand**, and OL **TJ Ferguson** played at the University of Alabama as did Notre Dame CB DeVonta Smith.
- Orange LB **Jahide Lesaine Jr.** and Fighting Irish S Adon Shuler were teammates at Irvington High School (New Jersey).
- Syracuse DL **Jaylen Pray** and Notre Dame S Ethan Long, QB Blake Herbert, and OL Matty Augustine all played together at Brunswick School (Connecticut).
- Orange K **Tripp Woody** and Fighting Irish WR Micah Gilbert both attended Charlotte Christian High School (North Carolina).
- Syracuse DB **Nick Armentano**, LB **Luis Puente**, and OL **Ted Olsen** played at IMG Academy (Florida) as well as Notre Dame Xavier Southall.
- Orange OL **Kahlil Stewart** and Fighting Irish LB Anthony Sacca both went to St. Joseph's Prep (Pennsylvania).
- Cuse DL **Isaiah Hastings** and OL **Vito Shevchenko** attended Clearwater Academy International (Florida), the same as Notre Dame DL Sean Sevellano Jr.
- Orange tight ends coach **Nunzio Campanile** was a member of Fighting Irish defensive coordinator Chris Ash's staff at Rutgers in 2018-19 when Ash served as the Scarlet Knights' head coach.
- Syracuse offensive line coach **Dale Williams** and Notre Dame special teams coordinator Marty Biagi both worked at Purdue during the 2020-21 seasons.

SERIES CAPSULE

Series Record: ND leads, 8-3
at Syracuse: ND leads, 2-1
at JMA Wireless Dome: Tied 1-1
at Notre Dame: ND leads, 3-1
Neutral: ND leads, 3-1
Last Syracuse Win: 2008 (24-23)
Last Notre Dame Win: 2022 (24-41)
Largest Margin of Syracuse Victory: 26 (2003)
Largest Margin of ND Victory: 33 (2018)

SERIES HIGHS

Rushing: SU, Walter Reyes 19-194 (2003)
 ND, Darius Walker 26-123 (2005)
 Audric Estime, 20-123 (2022)
Passing: SU, Eric Dungey 31-51-363 (2016)
 ND, DeShone Kizer 23-35-471 (2016)
Receiving: SU, Amba Etta-Tawo 7-134 (2016)
 ND, Equanimeous St. Brown 4-182 (2016)

LAST 10 MEETINGS

Year	Result	Score	Location
1961	L	15-17	A
1963	W	14-7	NI
2003	W	38-12	H
2005	L	10-34	A
2008	W	24-23	A
2014	L	15-31	N
2016	L	33-50	N
2018	L	3-36	N
2020	L	21-45	A
2022	L	24-41	H

TALE OF THE TAPE

Syracuse	Notre Dame
22.3 (105)	Scoring Offense 38.3 (8)
31.5 (115)	Scoring Defense 18.4 (17)
117.7 (113)	Rushing Offense 192.5 (26)
163.4 (95)	Rushing Defense 99.3 (13)
244.7 (50)	Passing Offense 265.7 (29)
267.0 (121)	Passing Defense 224.0 (77)
362.4 (82)	Total Offense 458.2 (18)
430.4 (123)	Total Defense 323.3 (29)
.778 (109)	Red Zone Offense745 (120)
203 (76)	First Downs 231 (26)
1.80 (88)	Sacks/Game 2.80 (15)
29:05 (93)	Time of Possession 30:17 (58)

AGAINST FBS INDEPENDENTS

	Gms	W	L	T
Connecticut ¹	14	8	6	0
Notre Dame	11	3	8	0
Totals	25	11	14	0

¹ - Record includes 2004 and 2006 wins vacated by NCAA

NOTRE DAME AT A GLANCE

2025 SCHEDULE

Aug. 31	at Miami	L, 24-27
Sept. 13	Texas A&M	L, 40-41
Sept. 20	Purdue	W, 56-30
Sept. 27	at Arkansas	W, 56-13
Oct. 4	Boise State	W, 28-7
Oct. 11	NC State	W, 36-7
Oct. 18	USC	W, 34-24
Nov. 1	at Boston College	W, 25-10
Nov. 8	Navy	W, 49-10
Nov. 15	at Pittsburgh	W, 37-15
Nov. 22	Syracuse	3:30 p.m.
Nov. 29	at Stanford	TBA

2025 STATISTICAL LEADERS

Rushing	No.	Yds	Avg.	Lg	TD
J. Love	177	1135	6.4	94	14
J. Price	103	589	5.7	49	9

Passing	C-A-I	Pct.	Yds	TD
C. Carr	173-257-6	.673	2487	21
K. Minchey	11-12-0	.917	130	0

Receiving	No.	Yds	Avg.	Lg	TD
J. Faison	44	551	12.5	48	3
M. Fields	32	596	18.6	66	5

Defense	U-A	Total	Sacks	TFL
D. Bowen	27-30	57	2-13	3-14
A. Shuler	27-22	49	1-8	3-22



RECORD: 8-2

Home: 5-1; Away: 3-1; Neutral: 0-0

- Notre Dame extended its winning streak with a 37-15 victory at Pittsburgh. After losing their first two games of the season, the Fighting Irish have won eight-straight games.
- Head coach Marcus Freeman took over the helm of the Notre Dame program on December 21, 2021. He earned multiple Coach of the Year honors in 2024, including the Bear Bryant Coach of the Year award, after leading the Fighting Irish to the College Football Playoff championship game.
- RB Jeremiah Love ranks fourth in the nation in rushing yards with 1,135 this season. He is also fourth in scoring (10.2 ppg.) and rushing touchdowns (14) and third in total touchdowns (17).
- RB Jadarion Price leads the nation in kickoff returns, averaging 37.5 yards per return. He has returned two kickoffs for a touchdown this season.
- QB CJ Carr ranks third nationally in passing efficiency (170.9). His 2,487 passing yards is good for 27th in the nation, while his 21 touchdown passes ranks 15th.
- DB Tae Johnson leads Notre Dame with four interceptions, which ranks ninth in the nation.

SYRACUSE STATISTICAL RANKINGS

2025 TEAM

Category (Value)	NCAA	ACC
3rd-Down Pct. (.355)	104	14
Opp. 3rd-Down Pct. (.396)	74	11
4th-Down Pct. (.481)	92	12
Opp. 4th-Down Pct. (.500)	45	7
Blocked Kicks (-)	-	-
Blocked Kicks Allowed (0)	1	1
Blocked Punts (-)	-	-
Blocked Punts Allowed (0)	1	1
Completion Percentage (.565)	120	16
Defensive TDs (1)	44	6
Fewest Penalties (61)	62	7
Fewest Penalties Per Game (6.10)	66	8
Fewest Penalty Yards (542)	64	6
Fewest Penalty Yards/Game (54.20)	66	7
1st Downs Defense (226)	117	16
1st Downs Offense (203)	76	9
Fumbles Lost (8)	120	13
Fumbles Recovered (5)	56	8
Kickoff Return Defense (21.56)	86	12
Kickoff Returns (19.75)	90	11
Net Punting (43.10)	9	2
Passes Had Intercepted (12)	125	11
Interceptions (5)	102	13
Passing Offense (244.7)	50	12
Passing Defense (267.0)	121	12
Yards Per Completion (12.00)	61	7
Punt Return Defense (8.92)	83	10
Punt Returns (5.80)	104	15
Red Zone Defense (0.895)	117	14
Red Zone Offense (0.778)	109	15
Rushing Defense (163.4)	95	15
Rushing Offense (117.7)	113	13
Sacks Allowed Per Game (3.10)	124	16
Scoring Defense (31.5)	115	15
Scoring Offense (22.3)	105	15
TFLs Allowed Per Game (5.60)	85	11
Passing Efficiency (122.34)	102	14
Passing Efficiency Defense (148.25)	114	14
Sacks Per Game (1.80)	88	11
TFLs Per Game (5.4)	74	8
Time of Possession (29:05)	93	13
Total Defense (430.4)	123	15
Total Offense (362.4)	82	12
Turnover Margin (-1.00)	128	17
Turnovers Gained (10)	99	13
Turnovers Lost (20)	128	16
Winning Percentage (.300)	104	14

2025 INDIVIDUAL (Top 30)

Category (Value)	NCAA	ACC
Davien Kerr, DB		
Total Interceptions (3)	29	6
David Reese, DL		
Fumbles Recovered (2)	7	1
Jack Stonehouse, P		
Punting (47.7)	5	1
Tripp Woody, K		
Field Goal Percentage (.909)	16	2

GAME NOTES: TEAM

A WIN WOULD ...

- Give the Orange their first win against a ranked opponent this season.
- Improve head coach Fran Brown's record to 5-4 vs. ranked opponents.
- Give Syracuse its 768th all-time victory (includes 11 wins from 2004-06 that were vacated by the NCAA). The Orange currently rank 21st on the FBS ledger of winningest programs. Syracuse is one of 37 FBS schools to have accumulated 700+ wins.

FACING THE BEST

- After facing 10 bowl-eligible teams in 2024, Syracuse's schedule for the 2025 campaign is even more daunting as the Orange will face four College Football Playoff teams and five teams from the final 2024 rankings - all away from home.
- All-11 FBS squads on this year's schedule reached a bowl last season, and six games will be against teams that won nine-or-more games in the regular season a year ago.
- Syracuse opened the season against Tennessee in the Aflac Kickoff Game in Atlanta on Aug. 30.
- The Orange have faced Clemson and SMU on the road and will also play at Notre Dame - all of which played in last year's College Football Playoff. 'Cuse has also played at Georgia Tech and at Miami.

SYRACUSE OPENS FOOTBALL PERFORMANCE CENTER

- The momentum continues for the renovation of the home of the Orange - the John A. Lally Athletics Complex. The state-of-the-art Football Performance Center officially opened in March of 2024.
- The new facility provides significant upgrades to the student-athlete experience and helps them meet their performance goals. The facility features increased sports medicine space and student-athlete recovery rooms, a new and expanded team cafeteria and nutrition space, as well as a new locker room, position meeting rooms and coaches' offices, among other amenities.
- The next phase of the renovation is the "One Team" Olympic Sports Center that will feature an expanded sports medicine center, student-athlete lounge and recovery space, and a cafeteria and dining center.

ORANGE ADOPT DART

- Syracuse has adopted head coach **Fran Brown's** **DART** mentality. The acronym stands for detailed, accountable, relentless and tough.
- The mantra is on display throughout the Orange football complex and is incorporated in daily activities, both on and off the field.

ORANGE IN THE COMMUNITY

- The football team earned the 2025 'Cuse Cares Award for community service, which goes to the Orange team that completes the most community service hours during the academic year. It marked the second-straight year the team has earned the honor.
- LB **Derek McDonald** and LB **Anwar Sparrow** were recognized as ACC Top 6 for Service honorees last season.

NFL DRAFT TINTED ORANGE

- Syracuse had four players drafted in the 2025 NFL Draft, its most selections since 2006..
- TE Oronde Gadsden II was selected in the fifth round by the San Diego Chargers, while QB Kyle McCord went to the Philadelphia Eagles in the sixth round. The Jacksonville Jaguars took RB LeQuint Allen Jr. in the seventh round, and the New Orleans Saints selected DL Fadil Diggs in the seventh round.
- In addition, eight players signed free agent deals, including DB Clarence Lewis (Titans), LB Justin Barron (Cowboys), LB Alijah Clark (Cowboys), WR Jackson Meeks (Lions), OL Savion Washington (Chargers), LB Marlowe Wax (Chargers) and TE Max Mang (Colts). LS Tom Callahan earned a camp invite from the Las Vegas Raiders.

LIKE FATHER, LIKE SON

- Syracuse has two father-son combinations on its 2025 roster.
- Head coach **Fran Brown's** son, **Fran Brown Jr.**, is a redshirt sophomore long snapper/fullback.
- Offensive coordinator **Jeff Nixon's** son, **Will**, is a redshirt senior running back for the Orange. In addition, Nixon's daughter, Jasmine, is a sophomore on the Syracuse women's soccer team.

FREENEY JOINS ORANGE STAFF

- College and Pro Football Hall of Fame inductee **Dwight Freeney** has joined the Syracuse staff in Player Development.
- One of the greatest players in football history, Freeney spent 16 seasons in the NFL, 11 of which with the Indianapolis Colts. He has the 19th-most sacks in NFL history, won a Super Bowl, was enshrined in Canton in 2024 and had his jersey retired at Syracuse the same year.
- Freeney was the 11th overall selection of the 2002 NFL Draft by the Indianapolis Colts, starting a legendary professional career that made him known as one of the greatest pass rushers in the sport's history. In addition to being a Super Bowl Champion, he was named to the All-Pro team four times, including three first-team selections and was selected to seven Pro Bowls.
- At Syracuse, Freeney was just as dominant as he was in the pros. The Bloomfield, Connecticut native racked up 34 sacks from 1998-2001, including setting the program's single-season (17.5) and single-game (4.5) records. A consensus All-American and co-BIG EAST Defensive Player of the Year as a senior, Freeney was a finalist for the Lombardi, Nagurski and Bednarik Awards.

SYRACUSE 60

- The Orange were 18-for-18 in head coach **Fran Brown's** first class of seniors in his Syracuse 60 program, which aims to have each graduating player have a job in their field of study, or be in an NFL camp, within 60 days of graduation.
- 12 member of last year's class wound up in NFL camps.
- Six obtained jobs in their degree fields within 60 days of graduation.

GAME NOTES: OFFENSE

VILLARI LEADS TIGHT ENDS

- **Dan Villari** is tied for 16th among tight ends nationally with 33 receptions.
- He now ranks tied for sixth on Syracuse's single-season record list for most receptions by a tight end.
- In addition, Villari's 379 receiving yards this season rank 11th for the most yards by a 'Cuse tight end in a single season.
- He now ranks fourth in school history for career receptions by a tight end (60). He became just the sixth tight end in program history to record 50 career receptions with his performance at SMU.
- Villari posted career highs in receptions (7) and receiving yards (104) in Syracuse's win against UConn. It marked his first 100+ yard receiving game of his career.
- Villari came to Syracuse as a quarterback after transferring from Michigan following the 2021 season. He made the transition to tight end in 2022.

SYRACUSE CAREER RECEPTIONS BY TIGHT END

Name	Catches	Years
1. Oronde Gadsden II	141	2022-24
2. Nick Provo	92	2008-11
3. Chris Gedney	91	1989-92
4. DAN VILLARI	60	2022-25

SYRACUSE SINGLE-SEASON RECEPTIONS BY TIGHT END

Name	Catches	Year
1. Oronde Gadsden II	73	2024
2. Oronde Gadsden II	61	2022
3. Nick Provo	51	2011
4. Beckett Wales	35	2012
5. Chris Gedney	34	1992
6. Nick Provo	33	2010
DAN VILLARI	33	2022-25

COLLINS RETURNS TO STARTING LINEUP

- QB **Rickie Collins** was back in the starting lineup at Miami. He started four-straight games for the Orange following the injury to **Steve Angeli**.
- He has passed for more than 200 yards in three of five games as a starter. Collins threw for a career-high 279 yards at SMU.
- In his five starts, he is 90-of-167 passing for 943 yards.
- Collins transferred to Syracuse in December 2024 after spending two seasons at LSU where he played in four games.
- Collins made his Syracuse debut in the Orange's victory against Colgate. He threw his first career touchdown pass against the Raiders.
- He also threw for a touchdown against Clemson, helping the Orange secure their first win in Death Valley.

CONSECUTIVE GAMES PLAYED WITH A RECEPTION

Name	Streak	2025 Rec.	Career Rec.	Started
Will Nixon, RB	14	22	47	1/8/24
Darrell Gill Jr., WR	13	29	67	11/23/24
Tyshawn Russell, WR #	4	9	14	11/25/23
Emmanuel Ross, WR #	5	10	15	9/27/25
Justus Ross-Simmons, WR #	1	20	100	10/25/25
Darius Johnson, WR	3	4	4	10/25/25
Daunte Bacheyie, WR	1	4	4	11/8/25
Johntay Cook, WR	1	41	57	11/8/25
ElijahWashington-Baker, TE	1	1	1	11/8/25
Dan Villari, TE	1	33	60	11/8/25
Darien Williams, WR	1	4	4	11/8/25
Davion Kerr, WR	1	1	1	11/8/25

streak remains intact if player DNP

WILLIS PACES THE RUNNING GAME

- RB **Yasin Willis** leads the Syracuse ground game this season with 583 yards despite missing one game due to injury.
- Willis, who is a member of the Doak Walker Award Watch List, recorded a career-high 94 yards in the victory at Clemson. He led the ground game against Tennessee with a then career-high 91 yards and three touchdowns.
- He added another rushing TD against UConn.

FILARDI MAKES DEBUT

- QB **Joe Filardi** made his first career start against North Carolina.
- He threw his first career touchdown pass at Miami.
- Filardi is a walk-on who is a two-sport athlete for the Orange. He is also a member of the 'Cuse men's lacrosse team.
- The Dix Hill, N.Y. native was ranked as the No. 26 overall player in the class of 2025 and the fourth-ranked defenseman by *Inside Lacrosse Magazine*.
- Filardi's father, Gerald, was a walk-on at Penn State and led the Nittany Lions in tackles in 1995 and 1996.

NEW LOOK O-LINE

- The Orange have used five different starting lineups and 10 different players have played at least one snap on the o-line this season.
- **Joe Cruz** is the Orange's most experienced lineman. He has played in 35 games for Syracuse, making 12 starts, including all 10 games this season.
- **Da'Metrius Weatherspoon** has the most starts among returners, starting 10 games in 2024 at tackle. He has 35 collegiate appearances (23 at Syracuse).
- **Trevion Mack** made his first career start in the season opener. He has eight starts this season.
- **Mark Petry**, who has 39 appearances and 24 starts at Syracuse, will miss this season due to injury.
- The Orange welcomed transfers **Austin Collins** (Louisville), **Naquill Bertrand** (Alabama), **TJ Ferguson** (Florida State) and **Zach Rice** (North Carolina) to the group this season. Ferguson started the first nine games this season, while Collins has started in seven contests. Betrand has two starts.
- Redshirt sophomore **Josh Miller** made his first career start at Georgia Tech, while freshman **Byron Washington** was in the starting lineup for the first time against North Carolina. Redshirt freshman **Kam Pringle** and freshman **Matthew Hawn** made their first career starts at Miami.

QUICK FACTS

GENERAL INFORMATION

Location	Syracuse, N.Y.
Founded	1870
Enrollment..	15,597 (undergrad), 22,589 (total)
Chancellor	Kent Syverud
Director of Athletics	John Wildhack
Faculty Athletics Representative..	Mary Graham
Nickname	Orange
Color	Orange
Mascot	Otto the Orange
Fight Song	Down the Field
Affiliation	NCAA Division I (FBS)
Conference	Atlantic Coast

COACHING STAFF

Head Coach	Fran Brown
------------	------------

Elijah Robinson	Asst. Head Coach/Defensive Coordinator
Jeff Nixon	Offensive Coordinator/Running Backs
Ricky Brumfield	Special Teams Coordinator
Michael Johnson	Co-Offensive Coordinator/Quarterbacks
Robert Wright	Co-Defensive Coordinator/Linebackers
Nunzio Campanile	Offensive Assoc. Head Coach/Tight Ends
Josh Gattis	Wide Receivers
Joe Schaefer	Defensive Backs
Dale Williams	Offensive Line
Nick Williams	Edge

PLAYER INFORMATION

Lettermen Returning/Lost	57/35
Offense	28/16
Defense	25/17
Specialists	4/2

RETURNING STARTERS

Offense (6): TE Dan Villari (R-Sr.), WR Umari Hatcher (R-Sr.), OL Mark Petry (R-Sr.), WR Darrell Gill Jr. (Jr.), OL Joe Cruz (R-Jr.), Da'Metrius Weatherspoon (R-Sr.)

Defense (8): LB Derek McDonald (R-Jr.), Duce Chestnut (R-Sr.), Devin Grant Jr. (R-Sr.), Dion Wilson Jr. (R-Sr.), Kevin Jobity (Sr.), Denis Jaquez Jr. (Sr.), DB Davien Kerr (So.), DL Rashard Perry (Jr.)

Specialists (2): P Jack Stonehouse (R-Jr.), Jadyn Oh (R-So.)

TEAM HISTORY

First Year of Football	1889
All-Time Record *	767-587-49
ACC Record	34-70
Bowl Appearances	29
Bowl Record	17-11-1
* - Includes 11 wins from 2004-06 vacated by NCAA	

CHARTING THE OFFENSE

100-YARD RUSHING GAMES

Name	2025	Career
Dan Villari	0	1

300-YARD PASSING GAMES

Name	2025	Career
Steve Angeli	2	2

100-YARD RECEIVING GAMES

Name	2025	Career
Darrell Gill Jr.	1	3
Dan Villari	1	1
Johntay Cook II	1	1
Justus Ross-Simmons	0	2^
Umari Hatcher	0	1

^ includes Colorado State

2025 SYRACUSE'S RECORD

August	0-1000
September	3-1750
October	0-4000
November	0-1000
December	0-0000
Thursday games	0-0000
Friday games	1-1500
Saturday games	2-6250
ACC home games	0-3000
ACC road games	1-3250
ACC neutral site games	0-0000
Non-conference home games	2-0	1.000
Non-conference road games	0-0000
Non-conference neutral games	0-1000
Ranked home games	0-0000
Ranked road games	0-2000
Games decided 1-8 points	1-0	1.000
Games decided 9-20 points	1-4200
Games decided by 21+ points	1-3250
When scoring 0-10 points	0-3000
When scoring 11-19 points	0-3000
When scoring 20-29 points	1-1500
When scoring 30-39 points	1-0	1.000
When scoring 40+ points	1-0	1.000
When allowing 0-10 points	0-0000
When allowing 11-19 points	1-0	1.000
When allowing 20-29 points	2-1667
When allowing 30-39 points	0-4000
When allowing 40+ points	0-2000
Day games (before 6 p.m.)	2-5286
Night games (6 p.m. or later)	1-2333
Scoring first	2-1667
Opponent scores first	1-6143
Leading after 1st quarter	2-1667
Tied after 1st quarter	1-3250
Trailing after 1st quarter	0-3000
Leading at halftime	2-1667
Tied at halftime	0-0000
Trailing at halftime	1-6143
Leading after 3rd quarter	2-0	1.000
Tied after 3rd quarter	0-0000
Trailing after 3rd quarter	1-7125
No turnovers	1-0	1.000
One turnover	0-2000
More than one turnover	2-5286
No takeaways	1-2333
One takeaway	0-5000
More than one takeaway	2-0	1.000
Time of possession > 30:00	1-3250
Time of possession < 30:00	2-4333
With 100-yard rusher	0-0000
With 100-yard receiver	3-0	1.000
With 300-yard passer	2-0	1.000

GAME NOTES: OFFENSE

COOK MAKING AN IMPACT

- WR **Johntay Cook** has played a major role in Syracuse's offense.
- He leads the team in receptions (41) and receiving yards (518). Both totals are career highs.
- Cook ranks 17th in the ACC in receptions per game (4.10). He also is 18th in the league in receiving yards and 20th in receiving yards per game (51.8).
- Cook caught six passes for a career-best 113 yards in the victory at Clemson.

GILL AMONG RETURNING WR LEADERS

- WR **Darrell Gill Jr.** is the lone returner from a group of five players who recorded 500+ yards receiving for the Orange a year ago.
- Gill is leading the way again this season. His 16.45 yards per reception ranks sixth in the ACC.
- He caught his fifth touchdown pass of the season at Georgia Tech. He is tied for sixth in the ACC in touchdown receptions.
- Against Colgate, he caught six passes for 152 yards and two touchdowns. The 152 yards ranks as the ninth-highest total for a player in the ACC in 2025.

JRS REACHES MILESTONE

- WR **Justus Ross-Simmons** caught two passes at Georgia Tech, giving him 100 in his collegiate career.
- Ross-Simmons is fourth on the team in receiving yards (312) and is fifth in receptions (20).
- He posted his second multiple-touchdown game in a Syracuse uniform in the win against Clemson. He is tied for sixth in the ACC in receiving touchdowns with five.

PEANUT BUTTER ANGELI

- QB **Steve Angeli** will miss the remainder of the season after suffering a season-ending injury at Clemson.
- He ranks 17th in the ACC in passing yards with 1,317 despite missing the last six games.
- Angeli was 34-of-54 for 416 yards and two touchdowns in the overtime victory against UConn. The 416 yards ranks ninth on the Orange's single-game record list.
- That total is the 15th-highest for an FBS quarterback this season.
- He orchestrated his first fourth-quarter comeback in the OT victory against UConn. Angeli had career highs in completions (34), attempts (54) and passing yards (416) in the win. His 416 passing yards are ninth on the 'Cuse single-game record list.
- Angeli threw five touchdown passes in Syracuse's win against Colgate, which tied the single-game school record. He became the fifth 'Cuse quarterback to accomplish the feat.
- In addition, he is already tied for seventh on the Orange single-season record list for most 300-yard passing games with two.

SPREAD OFFENSE

- Twelve different players caught a pass in Syracuse's win against Colgate.
- WR **Darrell Gill Jr.** led the way with six catches for a season-high 152 yards. TE **Dan Villari** and WR **Jaylan Hornsby** had four catches apiece.
- A total of 10 players caught at least one pass against Duke, while nine players had a reception at Miami.
- Eight players caught a pass at SMU and Georgia Tech, while six different receivers caught four or more passes in the victory against UConn.
- Syracuse was the only FBS school that had five players who recorded 500+ yards receiving in 2024.

GAME CAPTAINS

Opponent

Tennessee

Duce Chestnut	Jack Stonehouse
Da'Metrius Weatherspoon	Dion Wilson Jr.

UConn

Steve Angeli	Denis Jaquez Jr.
David Reese	Dan Villari

Colgate

Darrell Gill Jr.	Zyian Moultrie-Goddard
Will Nixon	Cornell Perry

Clemson

Joe Cruz	Derek McDonald
Rashard Perry	Justus Ross-Simmons

Duke

David Clement	Rickie Collins
Braheem Long	George Rooks

SMU

Antoine Deslauriers	Josh Kubala
Byron Washington	Cornell Perry

Pittsburgh

Austin Collins	Josh Kubala
Jack Stonehouse	Da'Metrius Weatherspoon
Dan Villari	

Georgia Tech

Joe Cruz	Duce Chestnut
Jamie Tremble	Dan Villari

North Carolina

Kevin Jobity Jr.	David Omopariola
Chris Peal	Dan Villari

Miami

Antoine Deslauriers	Darius Johnson
Chris Peal	Demetres Samuel Jr.
Byron Washington	

EVERYONE EATS

- A total of 84 players saw the field against Colgate.
- Through nine games, 95 different players have suited up.

FIRST-TIMERS

- The first nine games of the season have featured several firsts for members of the Orange.
- Wide receivers **Jaylan Hornsby**, **Darien Williams**, **Emanuel Ross** and **Gabe Daniels** as well as QB **Luke Carney** have scored their first career touchdowns.
- RB **Will Nixon** recorded his first touchdown as a member of the Orange.
- QB **Rickie Collins** threw his first career touchdown pass, while TE **Daunte Bacheyie** and WR **Darius Johnson** made their first career receptions.
- Collins scored his first career touchdown on a six-yard run at SMU.
- Carney, RB **Tylik Hill** and RB **Malachi Coleman** have recorded their first career rushes this season, while QB **Joe Filardi** posted his first career completion as well as first career rushes.
- Filardi threw his first touchdown pass at Miami to TE **Elijah Washington-Baker**. It was Washington-Baker's first reception of his career.

GAME NOTES: DEFENSE

17 YEAR OLD STARTER

- DB **Demetres Samuel Jr.** has earned a starting spot in Syracuse's defensive backfield. He will also see time on the offensive side of the ball as well.
- He is tied for 26th in the nation in pass breakups with eight, which is tied for the most for any true freshman in the nation.
- Samuel, who reclassified from the class of 2026 to the class of 2025, enrolled early at just 16 years old in January. He will spend the entire 2025 campaign at age 17 and play both cornerback and wide receiver.
- Samuel is the second-youngest player in college football this season, behind Auburn center Kail Ellis, who checks in 27 days younger than Samuel, but did not enroll early for spring ball and arrived on campus this summer. He was also named a Preseason Freshman All-American by On3.
- He was tabbed as one of ESPN's top-10 freshman for the 2025 season, coming in at No. 8 on Billy Tucker's FBS list of top freshmen. Samuel ranks second in the ACC behind Clemson running back Gideon Davidson, who Tucker slotted at No. 3.

8 FOR #8

- LB **David Reese** is one of three FBS players who are playing in their eighth year of college football, joining MTSU's Brendon Harris and Indiana's Solomon Vanhorne.
- Reese transferred to Syracuse in the spring of 2025 after playing two seasons at California. Previously, he battled injuries in five seasons at Florida, providing him additional eligibility later in his career.
- In his first season with the Golden Bears, Reese was selected fourth-team All-Pac-12. He recorded 36 tackles 6.5 sacks and 8.0 TFLs that year.

ROOKS CONTINUES FAMILY TRADITION

- DL **George Rooks** is in his first season at Syracuse, but his name should sound familiar to Orange fans. His father, George, was a star defensive lineman at Syracuse from 1988-91, earning BIG EAST co-Defensive Player of the Year honors before going on to play in the NFL.
- Rooks comes to Syracuse from Boston College where he was a two-year starter. He recorded 55 tackles, 4.5 TFLs and 2.5 sacks for the Eagles.

TRENDING UP

- Since the start of the 2021 season, the Orange have held their opponents to less than 400 yards 37 times. Only Clemson (45) and NC State (38) have done it more times among ACC teams.
- In 2023, Syracuse held eight of its 13 opponents to less than 400 yards of total offense.
- In 2022, Syracuse allowed 328.6 yards per game, which was its lowest total since the 2010 season (301.5 ypg.).

SEEING DOUBLE

- Syracuse's defensive backfield features a set of twins this season.
- **Davien Kerr** is in his second season with the Orange. He appeared in eight games in 2024, starting the last four games of the year at corner. He had 14 tackles, one interception and returned one punt for 46 yards.
- This season, Davien's twin brother, **Davion**, has joined the squad after playing at St. Thomas More in his postgraduate year.

THE KIDS ARE ALRIGHT

- Syracuse has had two true freshman in the starting lineup on defense this season.
- **Demetres Samuel Jr.** became just the fourth true freshman to start at defensive back in a season opener for the Orange since 1985. The group includes Markus Paul, Andre Cisco and current S **Duce Chestnut**.
- Samuel ranks second among FBS true freshmen and tied for 32nd overall in passes defended this season with nine.
- In addition, Samuel is tied for third in the ACC in passes defended as well as passes defended per game (0.90).
- **Antoine Deslauriers** was also in the starting lineup against Tennessee at linebacker. He is the first true freshman to start in a season opener at linebacker since Stefon Thompson in 2020.
- Deslauriers is tied for the team lead with 54 tackles to go along with two pass breakups. In addition, he leads the Orange in forced fumbles with two.
- Deslauriers is a member of On3's Midseason True Freshman All-America Team.

TURNOVER TALE

- 'Cuse has won the takeaway battle in 41 of its last 99 games (25 of the remaining 58 were even).
- Syracuse has ranked in the top-15 in turnover margin in three of the last eight seasons.
- Since the start of the 2018 season, Syracuse's 153 takeaways rank 16th among FBS schools.

Turnovers Gained (Since start of 2018)

Rk.	Team	Takeaways
1.	Clemson	184
2.	Notre Dame	182
3.	Iowa	170
	Alabama	170
5.	Western Kentucky	162
	Memphis	162
7.	Fresno State	160
	Penn State	160
9.	Illinois	159
10.	SMU	158
11.	Troy	157
	App. State	157
	Texas	157
14.	Louisiana	156
15.	Middle Tennessee St.	154
16.	Syracuse	153

WELCOME BACK

- Syracuse welcomed back a pair of defensive linemen who missed significant time last season due to injury in the season opener.
- **Dion Wilson Jr.** played in the first four game of the year before suffering an injury that sidelined him until the bowl game. He finished last season with 23 tackles.
- **Kevin Jobity Jr.** started the first five games of the year before suffering a season-ending injury. He had 10 tackles, 2.5 TFLs and two quarterback hurries last season.

FUTURE SCHEDULES

2026

Sept. 5 vs. New Hampshire
Sept. 19 vs. Toledo
TBD vs. UConn
TBD vs. Notre Dame

ACC Home Games: Clemson, SMU, Louisville, Cal
ACC Away Games: Boston College, Pittsburgh, North Carolina, Virginia

2027

Sept. 4 at Penn State
Nov. 6 at UConn

ACC Home Games: Boston College, Pittsburgh, NC State, Florida State
ACC Away Games: Georgia Tech, Stanford, Louisville, Virginia Tech

2028

Sept. 9 vs. Penn State

ACC Home Games: Louisville, Miami, Wake Forest, Virginia
ACC Away Games: Boston College, Pittsburgh, Clemson, Duke

2029

Sept. 22 at Toledo
TBD vs. Notre Dame
TBD vs. Morgan State

ACC Home Games: Boston College, Pittsburgh, SMU, Virginia Tech
ACC Away Games: Cal, Louisville, Florida State, Virginia

2030

ACC Home Games: Florida State, Stanford, Louisville, Georgia Tech
ACC Away Games: Boston College, Pittsburgh, Wake Forest, SMU

2034

TBD at Notre Dame

2037

TBD vs. Notre Dame

CHARTING THE DEFENSE

10+ TACKLES GAMES

Name	2025	Career
Devin Grant *	1	5
Gary Bryant ^	0	5
Duce Chestnut	1	1
Antoine Deslauriers	1	1
Derek McDonald	0	1
Anwar Sparrow	0	1

MULTIPLE SACK GAMES

Name	2025	Career
David Reese !	0	4
Kevin Jobity Jr.	1	1
George Rooks \$	0	1

* Includes Buffalo | ^ Includes South Dakota | ! Includes California

\$ Includes Boston College

HONOR ROLL

Steve Angeli	Manning Award Stars of the Week (9/8) Johnny Unitas Golden Arm Award Watch List
Fran Brown	Paul "Bear" Bryant National Coach of the Week (9/22) AFCA Good Works Team Nominee
Johntay Cook	Earl Campbell Tyler Rose Watch List
Antoine Deslauriers	ACC Linebacker of the Week On3 Freshman All-America Team Shaun Alexander Watch List
Darrell Gill Jr.	ACC Receiver of the Week (9/15) Phil Steele Preseason All-ACC
Kevin Jobity Jr.	ACC Defensive Lineman of the Week (10/20)
Derek McDonald	Campbell Trophy Semifinalist Wuerffel Trophy Nominee Jason Witten Award Watch List
Jeff Nixon	CBS Sports ACC Coordinator of the Week
Will Nixon	Doak Walker Award Watch List Comeback Player of the Year Watch List
Demetres Samuel Jr.	Shaun Alexander Award Semifinalist Shaun Alexander Watch List Shaun Alexander Award Freshman of the Week ESPN FBS No. 8 Freshman
Jack Stonehouse	Ray Guy Award Watch list Preseason All-ACC Phil Steele Preseason All-ACC
Yasin Willis	Doak Walker Award Watch List

GAME NOTES: SPECIAL TEAMS

STONEHOUSE STANDS OUT

- P **Jack Stonehouse** once again ranks as one of the top punters in the nation. His 47.7 yards per punt average leads the ACC and ranks fifth in the nation. He has 17 punts of 50+ yards this season, including a season-long 64 against Colgate, and has pinned the opponent inside its own 20-yard line 14 times.
- Stonehouse averaged 45.7 yards per punt last season, which is a single-season Syracuse record.
- He punted 33 times for 1,509 yards, had 10 punts of 50+ yards, 11 downed inside the 20 and allowed just three touchbacks
- Stonehouse now has two of the top three single-season punting averages in school history. In his first year with the Orange in 2023, he averaged 44.6 yards per punt.
- Stonehouse is a member of the Ray Guy Watch List, which honors the top punter in the nation.

WOODY GETS THE CALL

- K **Tripp Woody** earned the starting kicker job during preseason camp and recorded his first career field goals in the win against UConn.
- Woody converted on a career-long 49-yard attempt in the third quarter in the win at Clemson. Overall, he is 10-for-11 on field goal attempts through nine games.
- He is also 21-for-21 on PAT attempts this season.
- Woody ranks second in the ACC and 16th in the nation in field goal percentage (.909). He is also 15th in the ACC in field goals per game (1.00).
- Woody transferred to Syracuse in December 2024 after spending his first collegiate season at Iowa.

SPECIAL TEAMS U

- Syracuse has continued its long history of producing punters and kickers who have gone on to success in the NFL.
- Since 2010, Syracuse is one of four schools to have multiple punters selected in the NFL Draft: Riley Dixon (2016) and Sterling Hofrichter (2020). The others are Texas A&M, Michigan and Florida.
- Hofrichter and P Nolan Cooney earned All-America honors in back-to-back seasons in 2019 and 2020, respectively.
- K Andre Szmyt concluded his career in 2022 as Syracuse's all-time leader in points with 454. That total ranks 14th in FBS history and fourth in ACC history in scoring.

FINDING THE END ZONE

- Syracuse has 41 special teams touchdown since 1992.

Special Teams TD Breakdown (Since 1992)

Punt Returns – 16
Blocked Punt Returns – 12
Kickoff Returns – 11
Blocked Field Goal Returns – 1
Fumbled Punt Returns – 1

SPECIAL TEAMS TACKLES

Name	Total	KO	Punt
Zyian Moultrie-Goddard	3	2	1
Darrell Gill Jr.	3	0	3
Cornell Perry	3	2	1
Duce Chestnut	2	0	2
Jamie Tremble	2	0	2
Josh Kubala	2	0	2
Derek McDonald	1	1	0
Tyshawn Russell	1	0	1
Caden Brown	1	1	0
Fatim Diggs	1	1	0
Jaden Hart	1	1	0
Daunte Bacheyie	1	0	1
Anwar Sparrow	1	1	0

ORANGE IN THE NFL

Name	Pos.	Team
LeQuint Allen Jr.	RB	Jacksonville Jaguars
Justin Barron (PS)	LB	Dallas Cowboys
Matthew Bergeron	OL	Atlanta Falcons
Andre Cisco (IR)	S	New York Jets
Alijah Clark	DB	Dallas Cowboys
Fadil Diggs (PS)	DL	New Orleans Saints
Riley Dixon	P	Tampa Bay Buccaneers
Zaire Franklin	LB	Indianapolis Colts
Oronde Gadsden II	WR	Los Angeles Chargers
Isaiah Johnson (PS)	DB	Miami Dolphins
Max Mang (PS)	TE	Indianapolis Colts
Kyle McCord (PS)	QB	Philadelphia Eagles
Jackson Meeks	WR	Detroit Lions
Ifeatu Melifonwu	CB	Miami Dolphins
Andre Szmyt	K	Cleveland Browns
Sean Tucker	RB	Tampa Bay Buccaneers
Savion Washington (IR)	OL	Los Angeles Chargers
Marlowe Wax	LB	Los Angeles Chargers
Garrett Williams	CB	Arizona Cardinals

HILL LEADS RETURN MEN

- RB **Tylik Hill** ranks as one of the top kickoff return men in the ACC.
- Hill is third in the league in kick returns with 12. He is averaging 21.83 per return. Hill's 262 total kickoff return yards ranks fourth in the ACC. His 119 kickoff return yards against Pittsburgh is the second-highest single-game total in the ACC this season.
- Overall, eight different players have returned a punt or kick this season.
- RB **Will Nixon** and FB **Fran Brown Jr.** joined the group at SMU. Nixon had two kickoff returns for 37 yards, while Brown returned one kick for 20 yards.

GAME-BY-GAME NOTABLES

Opponent	Time	Length	Att.	Half	Final	Coin Toss	Kickoff/Receive	1st SU Poss.	1st Opp. Poss.	Helmet	Jersey	Pants
Tennessee	12 p.m.	3:55	45,918	14-31	26-45	Won	Kickoff	Punt	FG	Orange	White	Orange
UConn	12 p.m.	3:47	39,391	6-14	27-20	Lost	Receive	Downs	Punt	Orange	Blue	Orange
Colgate	7 p.m.	3:27	37,372	38-3	66-24	Lost	Kickoff	TD	Punt	Orange	Blue	Orange
Clemson	12 p.m.	3:55	80,225	24-14	34-21	Lost	Receive	TD	TD	White	White	White
Duke	12 p.m.	3:11	44,451	3-24	3-38	Lost	Receive	INT	FG	Orange	Blue	Orange
SMU	3:30 p.m.	3:24	34,845	3-24	18-31	Lost	Kickoff	Downs	Punt	Orange	White	Orange
Pittsburgh	7:30 p.m.	3:33	40,772	7-17	13-30	Lost	Receive	INT	TD	Orange	Blue	Orange
Georgia Tech	12 p.m.	3:32	51,913	3-20	16-41	Won	Kickoff	FG	Fumble	Orange	White	Orange
North Carolina	7:30 p.m.	3:19	37,184	10-6	10-27	Won	Kickoff	Punt	Punt	Orange	Orange	Orange
Miami	3:30 p.m.	3:22	60,337	0-14	10-38	Won	Kickoff	Punt	Punt	Orange	White	Orange
Notre Dame	3:30 p.m.											
Boston College	TBA											

GAME NOTES: MISCELLANEOUS

EST. 1889

- The Syracuse program is one of the most storied in college football. The Orange are fifth among Division I teams, and among FBS schools, in number of games played. Their 1,403 games played lead the ACC.
- The Orange's varsity football history dates back to Nov. 23, 1889 when Syracuse traveled to the University of Rochester for its inaugural contest.

Division I Most Games Played

Rk.	Team	Games
1.	Penn	1,452
2.	Rutgers	1,431
3.	Navy	1,419
4.	Michigan	1,416
5.	Lehigh	1,409
6.	Penn State	1,405
7.	Nebraska	1,404
8.	Syracuse	1,403
9.	Yale	1,400
10.	Texas	1,399

JENKINS NAMED ZUNIC AWARD WINNER

- Carl Jenkins '88 is this year's recipient of the Zunic Award.
- Jenkins, who is from Yonkers, N.Y., was a linebacker for the Orange, and was a member of the Orange's unbeaten team in 1987 as a senior.
- After graduation, Jenkins returned to Yonkers, where he has worked as a special education teacher and coach for more than 25 years. In addition to his role as a teacher, Jenkins co-founded The Imani Foundation with his wife, Tonya. The foundation has brought joy to children around the holidays for more than a decade, providing holiday gifts and hosting an annual Christmas breakfast for children in need. The organization also supports vital community organizations like the Martin Luther King Multi-Purpose Center in Rockland County and The Nyack Center.
- Presented by the Syracuse Football Club, the Zunic Award was created in 2001 to honor Mike and Judy Zunic, who died tragically on July 18, 1989 when a United Airlines plane crashed in Sioux City, Iowa.

OUR HOUSE- THE LOUD HOUSE



- Built between April 1979 and September 1980, the JMA Wireless Dome was the fifth-largest stadium of its kind in the U.S. at the time and the first in the Northeast. The building covers 7.7 acres and has 527,320 square feet of floor space. It is 570 feet long and 497 feet wide, and the top of the Dome is 165 feet above the playing surface.
- In May 2018, the University Board of Trustees authorized a \$118 million investment for new stadium improvements. Renovations began in March of 2020 with the installation of a new fixed roof. Additional upgrades include a center-hung scoreboard, state-of-the-art sound and lighting systems, improved accessibility and added Wi-Fi capabilities. Air conditioning, new accessible restrooms and new concessions space were also added.
- The new roof features over 3,000 tons of steel fixed to the structure and the center-hung scoreboard is the second-largest center-hung indoor system in the United States.
- Construction continues on the installation of upgraded chairback seating and the introduction of new premium offerings throughout the venue.

TOP 10 CROWDS (since 1980)

	Att.	Opponent	Year
1.	50,564	Miami (Ohio)	1980
2.	50,350	Navy	1980
3.	50,248	Clemson	2019
4.	50,243	Pittsburgh	1980
5.	50,037	Penn State	1981
6.	50,021	Penn State	1985
7.	50,011	Penn State	1987
8.	50,010	Penn State	1983
9.	49,892	Boston College	1987
10.	49,876	Penn State	1989

QUICK FACTS

First Game: Sept. 20, 1980

Result: Syracuse 36, Miami (Ohio) 24

Syracuse Record: 167-109-2 (.604) *

Field Name: Ernie Davis Legends Field

Surface: FieldTurf

* - Record includes eight wins from 2004-06 vacated by NCAA

OVERTIME HISTORY

Since the NCAA instituted overtime in 1996, Syracuse owns a 14-9 (.609) overall record in lemsonextra-session games.

Date	Opponent	W/L	Score
8/30/97	NC State	L	31-32
11/13/99	at Rutgers	L	21-24
10/7/00	Pittsburgh	W	24-17 (2OT)
9/28/02	at Auburn	L	34-37 (3OT)
11/9/02	Virginia Tech	W	50-42 (3OT)
9/6/03	at North Carolina	W	49-47 (3OT)
11/6/04	Pittsburgh *	W	38-31 (2OT)
9/9/06	Iowa	L	13-20 (2OT)
9/30/06	Wyoming *	W	40-34 (2OT)
9/5/09	Minnesota	L	20-23
9/1/11	Wake Forest	W	36-29
9/24/11	Toledo	W	33-30
10/1/11	Rutgers	L	16-19 (2OT)
8/29/14	Villanova	W	27-26 (2OT)
9/19/15	Central Michigan	W	30-27
10/17/15	at Virginia	L	38-44 (3OT)
10/6/18	at Pittsburgh	L	37-44
10/20/18	North Carolina	W	40-37 (2OT)
11/30/19	Wake Forest	W	39-30
10/9/21	Wake Forest	L	37-40
10/4/24	at UNLV	W	44-41
11/2/24	Virginia Tech	W	38-31
9/6/25	UConn	W	27-20

* - Win vacated by NCAA

ON THIS DATE - NOV. 22

Syracuse is 8-9 all-time in games played on this date.

Year	Opponent	Result
1890	Rochester	L, 0-11
1890	at Hamilton	L, 4-6
1899	at Dickinson	W, 18-7
1913	Carlisle	L, 27-35
1919	at Indiana	L, 6-12
1924	at Nebraska	W, 7-0
1947	at Columbia	L, 8-28
1952	at Fordham	W, 26-13
1958	at West Virginia	W, 15-12
1969	West Virginia	L, 10-13
1974	at Miami	L, 7-14
1975	West Virginia	W, 20-19
1980	at West Virginia	W, 20-7
1986	at West Virginia	W, 34-23
2003	West Virginia	L, 23-34
2008	at Notre Dame	W, 24-23
2014	at Pittsburgh	L, 7-30

1986

Syracuse outscored West Virginia, 20-6, in the second half in a 34-23 victory. The Mountaineers led, 17-14, at halftime, but a pair of Tim Vesling field goals in the third quarter gave the Orange the lead for good. Syracuse pulled away in the fourth quarter for the win.

2008

QB Cameron Dantley hit WR Donte Davis for an 11-yard touchdown with 42 seconds left to push Syracuse to a 24-23 win at Notre Dame. 'Cuse trailed by 13 heading into the fourth quarter, but RB Antwon Bailey scored on a 26-yard run to cut the deficit to six with 12:30 to play. Bailey finished with a career-high 126 yards rushing. DL Arthur Jones led the defense with 15 tackles.

2025 ACC STANDINGS

	ACC Games					Overall						
	W-L	For	Opp	Hm	Rd	W-L	For	Opp	Hm	Rd	Nu	Streak
Georgia Tech	6-1	229	186	3-0	3-1	9-1	360	242	5-0	4-1	0-0	Won 1
Virginia	6-1	215	155	2-1	4-0	9-2	371	233	5-1	4-1	0-0	Won 1
SMU	5-1	183	98	3-0	2-1	7-3	322	204	4-1	3-2	0-0	Won 2
Pittsburgh	5-1	227	139	2-1	3-0	7-3	372	233	4-2	3-1	0-0	Lost 1
Duke	4-2	209	163	1-2	3-1	5-5	334	296	2-3	3-2	0-0	Lost 2
Miami	4-2	190	96	3-1	1-1	8-2	337	142	7-1	1-1	0-0	Won 2
Wake Forest	4-3	147	162	2-2	2-1	7-3	238	195	4-2	3-1	0-0	Won 2
Louisville	4-3	196	167	1-3	3-0	7-3	315	215	4-3	3-0	0-0	Lost 2
California	3-3	154	186	1-2	2-1	6-4	250	252	3-2	3-2	0-0	Won 1
Clemson	4-4	234	188	1-3	3-1	5-5	271	221	2-4	3-1	0-0	Won 2
NC State	2-4	177	222	1-1	1-3	5-5	299	316	4-1	1-4	0-0	Lost 1
Virginia Tech	2-4	138	182	1-2	1-2	3-7	233	301	2-4	1-2	0-1	Lost 2
North Carolina	2-4	103	129	1-2	1-2	4-6	187	220	2-3	2-3	0-0	Lost 1
Stanford	2-5	122	212	2-1	0-4	3-7	175	291	3-1	0-6	0-0	Lost 3
Florida State	2-5	190	173	2-2	0-3	5-5	364	203	5-2	0-3	0-0	Won 1
Syracuse	1-6	104	226	0-3	1-3	3-7	223	315	2-3	1-4	0-0	Lost 6
Boston College	0-7	132	266	0-4	0-3	1-10	271	381	1-6	0-4	0-0	Lost 10

WEEK 12 RESULTS	WEEK 13 SCHEDULE	WEEK 14 SCHEDULE
Clemson 20, Louisville 19 Wake Forest 28, North Carolina 12 Notre Dame 37, Pittsburgh 15 Georgia Tech 36, Boston College 34 Miami 41, NC State 7 Virginia 34, Duke 17 Florida State 34, Virginia Tech 14	Friday, Nov. 21 Florida State at NC State8:00 p.m. Saturday, Nov. 22 Delaware at Wake Forest12 p.m. Syracuse at Notre Dame 3:30 p.m. Furman at Clemson4:30 p.m. California at Stanford7:30 p.m. Duke at North CarolinaTBA Miami at Virginia TechTBA Pittsburgh at Georgia TechTBA Louisville at SMUTBA	Friday, Nov. 28 Georgia at Georgia Tech3:30 p.m. Saturday, Nov. 29 Clemson at South Carolina12:00 p.m. Boston College at Syracuse TBA Kentucky at LouisvilleTBA SMU at CaliforniaTBA Notre Dame at StanfordTBA North Carolina at NC StateTBA Miami at PittsburghTBA Virginia Tech at VirginiaTBA Wake Forest at DukeTBA Florida State at FloridaTBA

ASSOCIATED PRESS POLL

	Rec.	Pts.	Prev.
1. Ohio State (57)	10-0	1639	1
2. Indiana (8)	11-0	1588	2
3. Texas A&M (1)	10-0	1520	3
4. Georgia	9-1	1447	5
5. Ole Miss	10-1	1331	6
6. Oregon	9-1	1299	7
Texas Tech	10-1	1299	8
8. Oklahoma	8-2	1162	11
9. Notre Dame	8-2	1130	9
10. Alabama	8-2	1062	4
11. BYU	9-1	992	12
12. Vanderbilt	8-2	822	13
13. Utah	8-2	795	15
14. Miami	9-2	883	17
15. Georgia Tech	9-1	768	14
16. USC	8-2	707	17
17. Texas	7-3	564	10
18. Michigan	8-2	547	18
19. Virginia	9-2	476	20
20. Tennessee	7-3	360	21
21. James Madison	9-1	294	24
22. North Texas	9-1	186	NR
23. Missouri	7-3	173	NR
24. Tulane	8-2	167	NR
25. Houston	8-2	107	NR

Opponents Receiving Votes: SMU 28, Pittsburgh 13

AFCA COACHES POLL

	Rec.	Pts.	Prev.
1. Ohio State (61)	10-0	1573	1
2. Indiana	11-0	1497	2
3. Texas A&M (2)	10-0	1457	3
4. Georgia	9-1	1381	5
5. Oregon	9-1	1285	6
6. Ole Miss	10-1	1268	7
7. Texas Tech	10-1	1213	8
8. Oklahoma	8-2	1099	10
9. Notre Dame	8-2	1064	9
10. Alabama	8-2	976	4
11. BYU	9-1	923	12
12. Georgia Tech	9-1	815	12
13. Vanderbilt	8-2	777	14
14. Utah	8-2	748	15
15. Miami	8-2	707	16
16. USC	8-2	610	18
17. Michigan	8-2	587	17
18. Texas	7-3	521	10
19. Virginia	9-2	455	19
20. Tennessee	7-3	403	20
21. Missouri	7-3	220	24
22. James Madison	9-1	201	25
23. North Texas	9-1	164	NR
24. Houston	8-2	144	NR
25. Tulane	8-2	96	NR

Opponents Receiving Votes: SMU 42, Pittsburgh 13

SYRACUSE WEEK-BY-WEEK RANKING

	AP	CP	CFP
Preseason	NR	RV	--
Sept. 1	NR	NR	--
Sept. 8	NR	NR	--
Sept. 15	NR	NR	--
Sept. 22	NR	RV	--
Sept. 29	NR	NR	--
Oct. 6	NR	NR	--
Oct. 13	NR	NR	--
Oct. 20	NR	NR	--
Oct. 27	NR	NR	--
Nov.3	NR	NR	--
Nov. 10	NR	NR	--
Nov. 17	NR	NR	--
Nov. 24			
Dec. 1			
Dec. 8			

FRAN BROWN

Head Coach • Second Season • Career Record: 13-10 (.565)



Fran Brown was hired as Syracuse's 31st head coach on Nov. 28, 2023 and in one year instilled a culture of success that has paid immediate dividends for the Syracuse football program.

Brown delivered a 10-win season in his first year at the helm, tying Paul Pasqualoni (1991) for the most victories by a coach in their first season at Syracuse. The 10 wins tie for the third-most victories in a season in program history and was just the third double-digit win campaign for Syracuse since the start of this century.

Buoyed by the culture of D.A.R.T. (Detailed. Accountable. Relentless. Tough.), Brown's Orange won three games against top-25 opponents, the most since 1998 for Syracuse, tallied nine wins over bowl teams, finished the season ranked in every poll for the first time since 2018 and boasted a 7-2 mark in one-score games. 'Cuse capped the season with a win over Washington State in the DIRECTV Holiday Bowl, the program's third-straight bowl appearance.

Syracuse had 12 players earn All-ACC honors, the most since joining the conference, despite the league now having the most teams in conference history (17), including First Team All-ACC selection Oronde Gadsden II, who also earned AP All-America honors.

The Orange's passing attack led the nation and set numerous records in Brown's first season. Led by standout Kyle McCord, who became the first Syracuse player to finish in the top-10 of Heisman Trophy voting since 2001. McCord set new program records for passing yards (4,779), completions (391), passing attempts (592), passing touchdowns (34), yards per game (367.6) and total offense (4,714).

'Cuse had four players with 60+ receptions, the only school in the nation to do so, and had five players have over 500 yards receiving. Trebor Pena (84), Jackson Meeks (78), Oronde Gadsden II (73) and LeQuint Allen Jr. (64), all finished in the top-11 of single-season receptions at Syracuse.

Allen also had over 1,000 yards on the ground, making him the first running back in school history to have over 1,000 rushing yards and 500 receiving yards in the same season. Allen set new program records for receptions (64) and receiving yards (521) by a running back. He was one-of-two running backs nationally to go over 1,000 rushing and 500 receiving yards on the season.

With Allen's 1,021 rushing yards and Jackson Meeks' 1,021 receiving yards, it was the first time since 2012 that 'Cuse had a 1,000+ yard rusher and receiver.

In addition to Allen's records by a running back, Gadsden broke his own record for receptions by a tight end (73) on the season.

The Orange offense set over 20 individual or team single-season or career records on the season.

Defensively, 10 different Syracuse players recorded an interception on the season, a hallmark of Brown's experience in the secondary and development of defensive backs.

In one season, Brown placed more 'Cuse players in the NFL than Syracuse has seen in nearly two decades. Gadsden (Chargers), McCord (Eagles), Allen (Jaguars) and Fadil Diggs (Saints) were all selected in the 2025 NFL Draft, the most selections for Syracuse since 2006. Seven other players - Jackson Meeks (Lions), Justin Barron (Cowboys), Alijah Clark (Cowboys), Savion Washington (Chargers), Marlowe Wax (Chargers), Max Mang (Colts), Clarence Lewis (Titans) - signed free agent contracts and Tom Callahan (Raiders) earned a camp invite, bringing the total to 12.

The nation's top recruiter, a member of the 2022 College Football National Championship coaching staff and a New Jersey native, Brown has invigorated Syracuse's recruiting efforts in just one season at Syracuse. The 2024 and 2025 recruiting classes - Brown's first two classes - are the two highest-ranked recruiting classes since the advent of national recruiting services. His first transfer portal class ranked No. 9 nationally, another program best.

A proven winner, Brown is 37-4 over his last three seasons between his first season as a head coach and last two as an assistant.

Brown came to Syracuse from Georgia, where he joined the staff in early 2022. The Bulldogs were 27-1 in his time there and he was part of the coaching staff that led the team to an undefeated season and victory in the 2022 College Football National Championship. Under the leadership of the defensive coaching staff, the Georgia defense finished the season ranked among the nation's leaders in rushing defense, scoring defense, red zone defense and total defense. The defense also finished the season with two first team All-Americans and finalists for awards, including the Butkus Award, the Rotary Lombardi Award, the Bronko Nagurski Trophy and the Shaun Alexander Freshman of the Year Award.

THE BROWN FILE

THE BROWN FILE

Experience: 2nd season

Hometown: Camden, N.J.

Alma Mater: Western Carolina '06

Family: wife, Teara; sons, Fran Jr., Brayden; daughter, Ivy Ann

PLAYING EXPERIENCE

College: Western Carolina (2003-05)

Pro: Cincinnati Bengals (2007-08)

COACHING LEDGER

Year	School	W-L	Pos.
2010	Paul VI High School	8-2	DB
2011	Temple	9-4	Int. Ops.
2012	Temple	4-7	GA
2013	Temple	2-10	DB
2014	Temple	6-6	DB
2015	Temple	10-4	DB
2016	Temple	10-4	AHC/DB
2017	Baylor	1-11	AHC/CB
2018	Baylor	7-6	AHC/CB
2019	Baylor	11-3	co-DC/CB
2020	Rutgers	3-6	DB
2021	Rutgers	5-8	DB
2022	Georgia	15-0	DB
2023	Georgia	13-1	DB

Totals 15 seasons
Assistant Coach/GA 101-72 (.584)

Year	School	W-L	Pos.
2024	Syracuse	10-3	HC
2025	Syracuse	3-7	HC

Totals 2 seasons
Head Coach 13-10 (.565)

POSTSEASON EXPERIENCE

Year	Postseason	School
2011	Gildan New Mexico Bowl	Temple
2015	AAC Championship Game	Temple
2015	Marmot Boca Raton Bowl	Temple
2016	AAC Championship Game	Temple
2016	Military Bowl	Temple
2018	Academy Sports Texas Bowl	Baylor
2019	Big XII Championship Game	Baylor
2020	Allstate Sugar Bowl	Baylor
2021	TaxSlayer Gator Bowl	Temple
2022	SEC Championship Game	Georgia
2022	Chick-Fil-A Peach Bowl	Georgia
2023	CFP National Championship	Georgia
2023	SEC Championship Game	Georgia
2023	Capital One Orange Bowl *	Georgia
2024	DIRECTV Holiday Bowl	Syracuse

* Did not coach in game, already had accepted Syracuse HC position.

According to 247Sports, Brown was the No. 1 recruiter in the nation for the 2024 recruiting class and played a critical role in attracting top talent to Georgia. This designation follows his recruitment of two five-star prospects, both of whom were ranked No. 1 in their respective positions.

Brown’s extensive resume also includes stops at Rutgers, Temple (2011-16, 2019), Baylor (2017-18) and Paul VI High School (2010).

Prior to joining the Georgia staff, Brown was defensive backs coach at Rutgers for two seasons. In his first year with the program, his secondary helped create 19 turnovers in 2020, 10 more than the previous season and the most since 2012 for the Scarlet Knights.

Before Rutgers, Brown was co-defensive coordinator and cornerbacks coach at Temple. While there, the defensive unit was nationally ranked in red zone defense, sacks, defensive touchdowns, tackles-for-loss and fumbles recovered. At Temple, Brown recruited or coached five players who went on to play in the NFL, including three draft picks: Harrison Hand (fifth round, Minnesota Vikings), Shaun Bradley (sixth round, Philadelphia Eagles) and Chapelle Russell (seventh round, Tampa Bay).

Brown has also recruited and worked with future NFL players, such as Sean Chandler, P.J. Walker, Hasson Reddick, Jullian Taylor, Sharif Finch, Jacob Martin and Raquell Armstead.

At Baylor, Brown served as the assistant head coach/defensive backs coach. While in Waco, he helped turn the program around from a 1-11 season in 2017 to a 7-6 mark the following year, which culminated in a Texas Bowl victory.

A former student-athlete, Brown played football at Western Carolina University, where he was named a team captain and earned First Team All-SoCon selection at cornerback for the Catamounts. He went on to play two seasons in the NFL with the Cincinnati Bengals.

Brown grew up in Camden, New Jersey, and began his collegiate career at Hudson Valley Community College, before transferring to Western Carolina.

Brown and his wife, Teara, have two sons, Fran Jr. and Brayden, and a daughter, Ivy Ann.

BROWN SUPERLATIVES

- Most Points in a Game
66 vs. Colgate, Sept. 12, 2025
- Most Points in a Half
35 vs. Washington State, Dec. 27, 2024
- Most Points in a Quarter
24 vs. Colgate, Sept. 12, 2025
- Largest Deficit Overcome in a Win
21 (0-21) vs. Miami, Nov. 30, 2024
- Most Touchdowns Scored
9 vs. Colgate, Sept. 12, 2025
- Most Rushing Touchdowns
3 vs. Tennessee, Aug. 30, 2025
3 vs. Virginia Tech, Nov. 2, 2024
3 at UNLV, Oct. 4, 2024
3 vs. Colgate, Sept. 12, 2025
- Most Passing Touchdowns
6 vs. Colgate, Sept. 12, 2025
- Most Field Goals Made
4 at California, Nov. 16, 2024
- Most First Downs
34 at UNLV, Oct. 4, 2024
- Most Yards of Total Offense
620 vs. Colgate, Sept. 12, 2025
- Most Plays
96 at UNLV, Oct. 4, 2024
- Highest Average Yards Per Play
10.1 vs. Washington State, Dec. 27, 2024
- Most Rushing Yards
173 vs. Colgate, Sept. 12, 2025
- Most Rushing Attempts
44 vs. Tennessee, Aug. 30, 2025
- Highest Average Yards Per Rush
5.9 vs. Washington State, Dec. 27, 2024
- Most Pass Completions
40 at UNLV, Oct. 4, 2024
- Most Pass Attempts
64 at Pittsburgh, Oct. 24, 2024
- Most Passing Yards
470 vs. UConn, Nov. 23, 2024
- Highest Completion Percentage
78.7 (37-47) vs. UConn, Nov. 23, 2024
- Most Turnovers
5 at Pittsburgh, Oct. 24, 2024
- Most Penalties
12 vs. Pittsburgh, Oct. 18, 2025
- Fewest Penalties
3 vs. North Carolina, Oct. 31, 2025
- Most Penalty Yards
107 vs. Pittsburgh, Oct. 18, 2025
- Fewest Penalty Yards
25 vs. North Carolina, Oct. 31, 2025
- Most Punts
7 vs. Pittsburgh, Oct. 18, 2025
- Fewest Punts
1 at NC State, Oct. 12, 2024
1 vs. Colgate, Sept. 12, 2025
- Most Punt Returns
4 vs. Holy Cross, Sept. 28, 2024
- Most Punt Return Yards
82 vs. Holy Cross, Sept. 28, 2024
- Most Kickoff Returns
5 vs. Pittsburgh, Oct. 18, 2025
- Most Kickoff Return Yards
119 vs. Pittsburgh, Oct. 18, 2025
- Most Passes Intercepted
2 vs. Stanford, Sept. 20, 2024
2 at California, Nov. 16, 2024
2 vs. Washington State, Dec. 27, 2024
2 vs. Colgate, Sept. 12, 2025
- Best Third-Down Conversion Percentage
70.0 (7-10) vs. Miami, Nov. 30, 2024
70.0 (7-10) vs. Colgate, Sept. 12, 2025
- Most Time of Possession
41:12 at Pittsburgh, Oct. 24, 2024
- Most Tackles for Loss
13.0 vs. Pittsburgh, Oct. 18, 2025
- Most Sacks
7.0 vs. Pittsburgh, Oct. 18, 2025

THE FRAN BROWN ERA

YEAR-BY-YEAR

2024 (10-3, 5-3 ACC) • Syracuse

Date	Opponent	Score
Aug. 31	Ohio	W, 38-22
Sept. 7	#23 Georgia Tech *	W, 31-28
Sept. 20	Stanford *	L, 24-26
Sept. 28	Holy Cross	W, 42-14
Oct. 4	at #25 UNLV	W, 44-41 (OT)
Oct. 12	at NC State *	W, 24-17
Oct. 24	at #19 Pittsburgh *	L, 13-41
Nov. 2	Virginia Tech *	W, 38-31 (OT)
Nov. 9	at Boston College *	L, 31-37
Nov. 16	at California *	W, 33-25
Nov. 23	UConn	W, 31-24
Nov. 30	#8 Miami *	W, 42-38
Dec. 27	vs. Washington State ^	W, 52-35

* - ACC
^ - DIRECTV Holiday Bowl (San Diego, Calif.)

2025 (3-7, 1-6 ACC) • Syracuse

Date	Opponent	Time
Aug. 30	vs. Tennessee ^	L, 26-45
Sept. 6	UConn	W, 27-20 (OT)
Sept. 12	Colgate	W, 66-24
Sept. 20	at Clemson *	W, 34-21
Sept. 27	Duke *	L, 3-38
Oct. 4	at SMU *	L, 18-31
Oct. 18	Pittsburgh *	L, 13-30
Oct. 25	at Georgia Tech *	L, 16-41
Oct. 31	North Carolina *	L, 10-27
Nov. 8	at Miami *	L, 10-38
Nov. 22	at Notre Dame	3:30 p.m.
Nov. 29	Boston College *	TBA

* - ACC
^ - Aflac Kickoff Game (Atlanta, Ga.)

HONORS & AWARDS

- Georgia
2023 247Sports Recruiter of the Year
- Syracuse
2024 Paul “Bear” Bryant Newcomer Coach of the Year
Steve Spurrier Award

BROWN VS. THE OPPOSITION

	W-L	Pct.	Streak
Boston College	0-1	.000	Lost 1
California	1-0	1.000	Won 1
Clemson	1-0	1.000	Won 1
Colgate	1-0	1.000	Won 1
Connecticut	2-0	1.000	Won 2
Duke	0-1	.000	Lost 1
Georgia Tech	1-1	.500	Lost 1
Holy Cross	1-0	1.000	Won 1
Miami	1-1	.500	Lost 1
North Carolina	0-1	.000	Lost 1
NC State	1-0	1.000	Won 1
Notre Dame	0-0	.000	--
Ohio	1-0	1.000	Won 1
Pittsburgh	0-2	.000	Lost 2
SMU	0-1	.000	Lost 1
Stanford	0-1	.000	Lost 1
Tennessee	0-1	.000	Lost 1
UNLV	1-0	1.000	Won 1
Virginia Tech	1-0	1.000	Won 1
Washington State	1-0	1.000	Won 1
Totals	13-10	.565	

ASSISTANT COACHES



ELIJAH ROBINSON (Field)

Assistant Head Coach/Defensive Coordinator

Experience: 17th season/2nd at Syracuse
Hometown: Camden, N.J.
Alma Mater: Penn State '08, BA; Penn State '12, MA



JEFF NIXON (Booth)

Offensive Coordinator/Running Backs

Experience: 26th season/2nd at Syracuse
Hometown: New Brighton/State College, Pa.
Alma Mater: Penn State '08 BA; Shippensburg '03 MA



RICKY BRUMFIELD (Field)

Special Teams Coordinator

Experience: 25th season/1st at Syracuse
Hometown: New Orleans, La.
Alma Mater: Utah State '99; Union (Ky.) M'03



MICHAEL JOHNSON (Field)

Co-Offensive Coordinator/Quarterbacks

Experience: 25th season/4th at Syracuse
Hometown: Los Angeles, Calif.
Alma Mater: Akron '08



ROBERT WRIGHT (Booth)

Co-Defensive Coordinator/Linebackers

Experience: 11th season/2nd at Syracuse
Hometown: St. Louis, Mo.
Alma Mater: Miami '15 BA; Northern Illinois 17 MA



NUNZIO CAMPANILE (Booth)

Offensive Associate Head Coach/Tight Ends


Experience: 26th season/3rd at Syracuse
Hometown: Fair Lawn, N.J.
Alma Mater: Montclair State '99



JOSH GATTIS (Field)

Wide Receivers

Experience: 16th season/1st at Syracuse
Hometown: Durham, N.C.
Alma Mater: Wake Forest '06



JOE SCHAEFER (Field)

Defensive Backs

Experience: 17th season/2nd at Syracuse
Hometown: Parma, Ohio
Alma Mater: Bowling Green '09



DALE WILLIAMS (Field)

Offensive Line

Experience: 32nd season/2nd at Syracuse
Hometown: Cleveland, Ohio
Alma Mater: West Virginia '94, M'96



NICK WILLIAMS (Field)

Edge

Experience: 8th season/2nd at Syracuse
Hometown: Bainbridge, Ga.
Alma Mater: North Alabama '13

FOOTBALL STAFF

GRADUATE ASSISTANTS/QUALITY CONTROL/ANALYSTS



Jeff Ambrosie
Asst. Off. Line



Ryan Barry
QC (D)




Mike Gillespie
QC (O)



Dimitri Hill
QC (O)



Dre Kates
QC (D)



Ben Kaplan
QC (D)



Deon Maddox
QC (O)



Zach Van Arsdale
QC (O)



Nitron Stork
Analyst (D)



Mo Wilkerson
Dev.

KEY SUPPORT STAFF



Chad Smith
S&C



Ryan Kelly
Ops




Thomas Caporale
GM




Drew Willson
AT



Will Hicks
DPE



Dwight Freeney
DPD



Aaron Mannicci
Scouting



Julia Zalewski
Dietitian



PROJECTED DEPTH CHART

* Postions listed as OR are listed in numerical order

OFFENSE

QB	13	Joseph Filardi (6-1, 195, Fr.)
	11	Luke Carney (6-2, 205, Fr.)
	10	Rickie Collins (6-3, 210, R-So.)
RB	6	Yasin Willis (6-1, 235, So.)
	OR 24	Will Nixon (5-11, 205, R-Sr.)
TE	89	Dan Villari (6-4, 245, R-Sr.)
	0	David Clement (6-6, 260, Jr.)
	82	Jamie Tremble (6-4, 222, So.)
WR	12	Justus Ross-Simmons (6-3, 210, Sr.)
	18	Emanuel Ross (6-2, 202, R-Fr.)
WR	15	Darrell Gill Jr. (6-3, 190, Jr.)
	3	Jaylan Hornsby (6-3, 215, R-Fr.)
WR	2	Johntay Cook (6-0, 198, Jr.)
	7	Darien Williams (6-0, 185, Fr.)
LT	75	Trevion Mack (6-6, 320, R-So.)
	60	Naquil Betrand (6-6, 320, R-So.)
	73	Josh Miller (6-4, 320, R-So.)
LG	69	TJ Ferguson (6-4, 320, R-Sr.)
	76	Byron Washington (6-7, 400, Fr.)
C	51	Austin Collins (6-3, 305, R-Sr.)
	73	Josh Miller (6-4, 320, R-So.)
RG	78	Joe Cruz (6-5, 315, R-Jr.)
	55	Zach Rice (6-5, 320, R-Jr.)
RT	57	Da'Metrius Weatherspoon (6-7, 330, R-Jr.)
	77	Kam Pringle (6-8, 335, R-Fr.)

DEFENSE

DE	11	Denis Jaquez Jr. (6-4, 265, Sr.)
	OR 94	Kevin Jobity (6-4, 300, Sr.)
DT	4	Dion Wilson Jr. (6-5, 305, R-Sr.)
	7	Chris Thomas (6-6, 315, R-Sr.)
	OR 99	Elijah Fuentes-Cundiff (6-4, 295, R-Sr.)
DT	91	George Rooks (6-5, 295, R-Sr.)
	OR 94	Kevin Jobity (6-4, 300, Sr.)
	9	Isaiah Hastings (6-4, 310, R-Jr.)
JACK	8	David Reese (6-2, 250, R-Sr.)
	18	David Omopariola (6-3, 260, R-So.)
LB	13	Gary Bryant III (6-1, 228, R-Jr.)
	6	James Heard (6-2, 230, R-So.)
LB	5	Antoine Deslauriers (6-1, 235, Fr.)
	12	Anwar Sparrow (6-1, 223, R-Jr.)
SAM	82	Jamie Tremble (6-4, 222, So.)
CB	1	Demetres Samuel Jr. (6-1, 195, Fr.)
	32	Greg Delaine (6-0, 180, R-Jr.)
	3	Kaylib Singleton (6-1, 188, Fr.)
S	23	Devin Grant (6-4, 205, Sr.)
	19	Cornell Perry (6-1, 187, R-So.)
S	29	Berry Buxton III (6-2, 212, R-Sr.)
	24	Ibn McDaniels (6-3, 205, R-Fr.)
S	2	Duce Chestnut (6-0, 195, R-Sr.)
	0	Braheem Long Jr. (6-0, 185, So.)
CB	16	Chris Peal (6-1, 200, R-So.)
	10	Davien Kerr (6-1, 190, So.)

SPECIAL TEAMS

PK	47	Tripp Woody (5-9, 190, R-Fr.)
	98	Jadyn Oh (6-1, 180, R-So.)
P	41	Jack Stonehouse (6-1, 215, R-Sr.)
	96	Mateja Pavlovich (6-2, 220, Fr.)
Long Snapper		
FG	21	Fran Brown Jr. (5-11, 220, R-So.)
Punt	61	Ethan Stangle (6-1, 220, R-Jr.)
HOLD	41	Jack Stonehouse (6-1, 215, R-Sr.)
PR	10	Davien Kerr (6-1, 190, So.)
	1	Demetres Samuel Jr. (6-1, 195, Fr.)
KR	39	Tylik Hill (5-9, 205, Fr.)
	24	Will Nixon (5-11, 205, R-Sr.)

START CHART

	'21	'22	'23	'24	'25	Strk	Total
Offense							
Da'Metrius Weatherspoon ^ 0	0	12	10	10	10		32
Justus Ross-Simmons, WR # -	10	12	1	4	-		27
Mark Petry, OL	0	0	11	13	0		24
Austin Collins, OL %	0	0	8	7	7		23
Dan Villari, TE	0	3	10	2	8	6	23
Umari Hatcher, WR	0	0	11	6	0		17
TJ Ferguson, OL @	-	0	1	7	9		17
Joe Cruz, OL	-	0	3	1	10	10	14
Darrell Gill Jr., WR	-	-	0	3	8		11
Johntay Cook, WR	-	-	0	0	8	4	8
Trevion Mack, OL	-	-	0	0	8	7	8
Chase Simmons, TE	0	0	0	5	2		7
Fran Brown Jr., &	-	-	0	7	0		7
Yasin Willis, RB	-	-	-	0	6		6
David Clement, TE	-	-	0	2	4	1	6
Steve Angeli, QB !	-	0	1	0	4		5
Rickie Collins, QB	-	-	0	0	5	1	5
Will Nixon, RB	0	0	0	0	4	1	4
Jaylan Hornsby, WR	-	-	-	0	3	1	3
Emanuel Ross, WR	-	-	-	0	2		2
Naquil Betrand, OL	-	-	0	0	2		2
Tyshawn Russell, WR	-	-	0	0	1		1
Darien Williams, WR	-	-	-	-	1		1
Josh Miller, OL	-	-	0	0	1		1
Joseph Filardi, QB	-	-	-	-	1		1
Byron Washington, OL	-	-	-	-	1		1
Matthew Hawn, OL	-	-	-	-	1	1	1
Kam Pringle, OL	-	-	-	-	1	1	1
# - includes starts at Colorado State ^ - includes starts at Howard ! - includes starts at Notre Dame & - includes starts at Saint Francis % - includes starts at Louisville @ - includes starts at Alabama & Florida State							
	'21	'22	'23	'24	'25	Strk	Total
Defense							
Duce Chestnut, DB @	12	12	4	11	6		45
Derek McDonald, LB	0	8	13	7	1		29
Devin Grant, DB +	-	1	12	10	5		28
George Rooks, DL !	0	0	12	11	4	1	27
Gary Bryant III, LB ?	-	0	0	14	8	1	22
Dion Wilson Jr., DL %	0	0	4	5	9	3	18
David Reese, DL ^	0	0	6	3	10	10	18
Denis Jaquez Jr., DL	-	-	3	5	8		16
Kevin Jobity, DL	-	0	2	5	8	8	15
Chris Thomas, DL #	0	0	0	13	0		13
Berry Buxton III, DB	-	-	0	5	5	1	10
Demetres Samuel, Jr., DB -	-	-	-	10	10	10	10
Chris Peal, DB	-	-	0	0	10	10	10
Antoine Deslauriers, LB	-	-	-	-	9	3	9
Davien Kerr, DB	-	-	-	4	3	1	7
Cornell Perry, DB	-	0	0	0	6		6
Anwar Sparrow, LB	0	3	0	1	1		5
Braheem Long Jr., DB	-	-	-	0	4	4	4
Isaiah Hastings, DL	-	0	0	2	0		2
Jalil Martin, DB	-	0	0	2	0		2
Jamie Tremble, TE/LB	-	-	-	0	2		2
Elijah Fuentes-Cundiff, DLO	1	0	0	0			1
Greg Delaine, DB	-	0	1	0	0		1
@ - includes starts at LSU + - includes starts at Buffalo % - includes starts at New Mexico State ^ - includes starts at California ! - includes starts at Boston College # - includes starts at Marshall ? - includes starts at South Dakota							
	'21	'22	'23	'24	'25	Strk	Total
Specialists							
Jack Stonehouse, P =	0	9	14	13	10	45	45
Jadyn Oh, K	-	-	0	3	0		3
Tripp Woody, K	-	-	-	0	10	10	10
= - includes starts at Mizzou							

NUMERICAL ROSTER

No.	Name	Pos.	Cl.	Ht.	Wt.	Hometown/High School/Previous School
0	David Clement	TE	Jr.	6-6	260	Albany, N.Y. / CBA
0	Braheem Long Jr.	DB	So.	6-0	185	Camden, N.J. / Camden
1	Demetres Samuel Jr.	DB/WR	Fr.	6-1	195	Palm Bay, Fla. / Heritage
2	Duce Chestnut	DB	R-Sr.	6-0	195	Camden, N.J. / Camden
2	Johntay Cook	WR	Jr.	6-0	198	DeSoto, Texas / DeSoto / Texas
3	Jaylan Hornsby	WR	R-Fr.	6-3	215	Winslow Township, N.J. / Winslow Township
3	Kaylib Singleton	DB	Fr.	6-1	188	Jacksonville, Fla. / Oakleaf
4	Jakhari Williams	QB	R-Fr.	6-2	210	Macon, Ga. / First Presbyterian Day School
4	Dion Wilson Jr.	DL	R-Sr.	6-5	305	Perris, Calif. / Orange Vista / Arizona / NM State
5	Antione Deslauriers	LB	Fr.	6-1	235	Montreal, Quebec, Canada / Rabun Gap-Nacoochee (GA)
5	Umar Hatcher	WR	R-Sr.	6-3	185	Woodbridge, Va. / Freedom
6	James Heard	LB	R-So.	6-2	230	Camden, N.J. / Camden / West Virginia
6	Yasin Willis	RB	So.	6-1	235	Newark, N.J. / St. Joseph Regional
7	Chris Thomas	DL	R-Sr.	6-1	180	Tallahassee, Fla. / Dunbar / Florida / Marshall
7	Darien Williams	WR	Fr.	6-0	185	Syracuse, N.Y. / Christian Brothers Academy
8	David Reese	DL	R-Sr.	6-2	250	Fort Pierce, Fla. / Vero Beach/Fort Pierce / Florida / Cal
8	Tyshawn Russell	WR	R-So.	5-11	195	Harrisburg, Pa. / Bishop McDevitt / South Carolina
9	Steve Angeli	QB	R-Jr.	6-3	212	Westfield, N.J. / Bergen Catholic / Notre Dame
9	Isaiah Hastings	DL	R-Jr.	6-4	310	Toronto, Canada / Clearwater Academy Intl. / Alabama
10	Rickie Collins	QB	R-So.	6-2	210	Baton Rouge, La. / Woodlawn / LSU
10	Davien Kerr	DB	So.	6-0	190	Bloomfield, Conn. / Bloomfield
11	Luke Carney	QB	Fr.	6-2	205	Mesquite, Texas / Dallas Christian School
11	Denis Jaquez Jr.	DL	Sr.	6-4	265	Pennsauken, N.J. / St. Augustine Prep
12	Justus Ross-Simmons	WR	Sr.	6-3	210	Rochester, N.Y. / Inglewood (Calif.) / Colorado State
12	Anwar Sparrow	LB	R-Sr.	6-1	225	Virginia Beach, Va. / Salem
13	Gary Bryant III	LB	R-Jr.	6-1	228	Baltimore, Md. / Good Counsel / South Dakota
13	Joseph Filardi	QB	Fr.	6-1	195	Dix Hills, N.Y. / Half Hollow Hills West
14	Darius Johnson	WR	Fr.	5-10	180	Carol City, Fla. / Miami Northwestern
14	Davion Kerr	DB	Fr.	6-1	190	Bloomfield, Conn. / St. Thomas More
15	Darrell Gill Jr.	WR	Jr.	6-3	190	Atascocita, Texas / Atascocita
15	Derek McDonald	LB	R-Sr.	6-4	230	Atlanta, Ga./Marist
16	Rich Belin	QB	Fr.	6-0	195	Harlem, N.Y. / Cardinal Hayes
16	Chris Peal	DB	R-So.	6-1	200	Charlotte, N.C. / Providence Day School / Georgia
17	Gabe Daniels	WR	Fr.	6-2	195	Atlanta, Ga. / Greater Atlanta Christian
17	Jalil Martin	DB	R-Jr.	6-2	200	Chicago, Ill. / Kenwood Academy
18	David Omopariola	LB	R-So.	6-3	260	Baltimore, Md. / Woodlawn
18	Emanuel Ross	WR	R-Fr.	6-2	202	Jackson, N.J. / Red Bank Catholic
19	Daunte Bachyie	TE	Fr.	6-5	210	Syracuse, N.Y. / Christian Brothers Academy
19	Cornell Perry	DB	R-Jr.	6-1	190	Woodhaven, Mich. / Woodhaven
20	Rayshon Andrews	DB	Fr.	6-4	195	Bristol, Conn. / Avon Old Farms
21	Fran Brown Jr.	LS/FB	R-So.	5-11	220	Medford, N.J. / Oconee County / Saint Francis
22	Jaden Hart	RB	So.	5-11	210	Michigan City, Ind. / Michigan City
22	Zyian Moultrie-Goddard	LB	R-So.	6-0	230	Bronx, N.Y. / Iona Prep
23	Devin Grant	DB	Sr.	6-4	205	Elmont, N.Y. / Holy Cross HS / Buffalo
23	Jameer Thomas	WR	R-Fr.	5-10	180	Buffalo, N.Y. / Bennett
24	Ibn McDaniels	DB	R-Fr.	6-3	205	Elizabeth, N.J. / Elizabeth
24	Will Nixon	RB	R-Sr.	5-11	205	Waco, Texas / Midway / Nebraska / Washington
25	Ziyyon Bredell	DB	Fr.	6-0	185	Philadelphia, Pa. / Abraham Lincoln
26	Ta'Ron Haile	DB	R-Fr.	6-0	190	Millville, N.J. / Millville
27	Javon Lawrence	DB	Fr.	6-1	180	Spring Valley, N.Y. / North Rockland
28	Malachi Coleman	RB	Fr.	5-10	190	Roanoke, Va. / William Flemming
28	Jahide Lesaine Jr.	LB	So.	6-4	250	Newark, N.J. / Irvington
29	Berry Buxton III	DB	R-Sr.	6-2	212	San Diego, Calif. / Olympian / Santa Barbara City College
30	Nathan Nyandoro	DL	Fr.	6-6	270	Montreal, Quebec, Canada / Vanier College
30	Chase Simmons	TE	R-Sr.	6-4	265	Little River, S.C. / North Myrtle Beach
31	Tyler Chandler	RB	R-So.	5-8	170	Plantation, Fla. / St. Thomas Aquinas
31	Marcus Washington Jr.	DB	R-Jr.	6-1	200	Grovetown, Ga. / Grovetown / Georgia / Louisville
32	Nick Armentano	WR	R-So.	5-8	185	Westport, Conn. / Staples / IMG Academy
32	Greg Delaine	DB	R-Jr.	6-0	180	Fort Myers, Fla. / Fort Myers
33	Caden Brown	LB	So.	6-4	225	Queens, N.Y. / Erasmus Hall
34	Nate Prater	DB	R-Jr.	5-9	180	Franklin, Tenn. / Boonton / Orange Coast College
36	Malachi James	RB	So.	5-11	200	Burlington, N.J. / Burlington City
36	Lucas Vermeulen	DB	Fr.		175	Beacon, N.Y. / Beacon
37	Luis Puente	LB	R-Fr.	6-1	225	Bradenton, Fla. / IMG Academy
38	Max Runyon	FB	R-Sr.	6-0	235	Saddle River, N.J. / St. Joseph's
38	James Trotter	DB	Fr.	6-0	185	New Orleans, La. / The Willow School
39	Bradley Chandler	DB	Fr.	5-8	180	Plantation, Fla. / St. Thomas Aquinas
39	Tylik Hill	RB	Fr.	5-9	205	Asbury Park, N.J. / Pope John XXIII
40	Tommy Porter	DB	R-Sr.	5-11	200	Altadena, Calif. / Flintridge Prep
41	Jack Stonehouse	P	R-Sr.	6-1	215	Camarillo, Calif. / Chaminade / Missouri

No.	Name	Pos.	Cl.	Ht.	Wt.	Hometown/High School/Previous School
42	Trey Dudley	LB	Fr.	6-1	230	Ashburn, Va. / Briar Woods
42	Rubin Wasserman	TE	Fr.	5-10	230	Hillsborough Township, N.J. / Hillsborough High School
43	Garvin St. John	LB	R-Fr.		235	Wilmette, Ill. / Loyola Academy
45	Fatim Diggs	LB	R-Fr.	6-2	230	East Camden, N.J. / Eastside
46	Evan Cox	LB	R-Jr.		170	Wilmington, Del./Tatnall School
48	Jan Bogdan	PK	R-Fr.	6-0	180	Northbrook, Ill. / Glenbrook North
49	Josh Kubala	LB	R-Jr.	6-2	230	Cicero, N.Y. / Cicero North
47	Tripp Woody	PK	R-Fr.	5-9	190	Waxhaw, N.C. / Charlotte Christian / Iowa
50	Kahlil Stewart	OL	Fr.	6-4	330	Norristown, Pa. / St. Joseph's Prep
51	Austin Collins	OL	R-Sr.	6-3	305	Perrysburg, Ohio / Perrysburg / Louisville
52	DeAngelo Thompson	DL	Fr.	6-3	235	Miami, Fla. / Miami Northwestern
53	Ted Olsen	OL	R-Fr.	6-2	285	Palos Verdes Estates, Calif. / Palos Verdes / IMG Academy
55	Zach Rice	OL	R-Jr.	6-5	320	Lynchburg, Va. / Liberty Christian Academy / North Carolina
56	Patrick Alberga	OL	R-Sr.	6-3	295	Saranac Lake, N.Y. / Saranac Lake
57	Da'Metrius Weatherspoon	OL	R-Sr.	6-7	320	Clairton, Pa. / Clairton / Howard
59	Marcale Billue	DL	R-So.	6-0	265	Syracuse, N.Y. / Corcoran
60	Naquill Betrand	OL	R-So.	6-6	320	Philadelphia, Pa. / Northeast / Texas A&M / Alabama
61	Ethan Stangle	LS	R-Jr.	6-1	220	Bel Air, Md. / John Carroll
62	Jackson Iak	OL	Fr.	6-4	300	Pawling, N.Y. / Trinity-Pawling School
63	Carter Clark	OL	R-Jr.	6-5	295	Hilton, N.Y. / Hilton
64	Skylar Harvey	OL	Fr.	6-7	330	Baltimore, Md. / Archbishop Curley
65	Adam Boenheim	OL	R-Fr.	6-4	285	Carmel, N.Y. / Carmel High School
67	D'Jon Scatliffe	OL	Fr.	6-7	315	Orlando, Fla. / East River
68	Vito Shevchenko	OL	R-Fr.	6-7	310	Vancouver, British Columbia, Canada / Clearwater Academy Intl.
69	TJ Ferguson	OL	R-Sr.	6-4	320	Fort Valley, Ga. / Peach County / Alabama / Florida State
70	Kardier Shepherd	OL	Fr.	6-7	310	Syracuse, N.Y. / Cicero-North Syracuse
71	Jayden Mann	OL	Fr.	6-4	315	Brooklyn, N.Y. / Cardinal Hayes
72	Mark Petry	OL	R-Sr.	6-4	301	Hochheim am Main, Germany / Graf-Stauffenberg-Gymnasium / Ellsworth CC
73	Joshua Miller	OL	R-So.	6-4	320	Chesterfield, Va. / Life Christian Academy / Georgia
74	Matthew Hawn	OL	Fr.	6-6	310	Syracuse, N.Y. / Christian Brothers Academy
75	Trevion Mack	OL	R-So.	6-6	320	Moundsview, Minn. / Irondale
76	Byron Washington	OL	Fr.	6-7	400	DeSoto, Texas / DeSoto
77	Jaylen Pray	DL	Fr.	6-6	290	Bronx, N.Y. / Brunswick School (Conn.)
77	Kam Pringle	OL	R-Fr.	6-8	335	Dorchester, S.C. / Woodland / South Carolina
78	Joe Cruz	OL	R-Jr.	6-5	315	Holbrook, N.Y. / Sachem North
79	Travis Brown-Miller	OL	R-Fr.	6-6	330	Teaneck, N.J. / Teaneck
82	Jamie Tremble	TE	So.	6-4	222	Johns Creek, Ga. / Wesleyan School
83	Julian McFadden	WR	Fr.	5-11	190	Conshohocken, Pa. / La Salle College High School
84	Elijah Washington-Baker	TE	R-Fr.	6-7	245	Norfolk, Va. / Lake Taylor
85	Sean Murphy	WR	R-Jr.	5-8	170	Rochester, N.Y. / Churchville-Chili / Moravian
86	Terrell Wilfong	WR	Fr.	6-6	185	West Orange, N.J.
87	Wyatt Bowman	TE	Fr.	6-5	235	Bethesda, Md. / Georgetown Prep
87	Nate Edwards	WR	R-Fr.	6-4	180	Syosset, N.Y. / Syosset
88	Elijah Crawford	DL	Fr.	6-4	285	Perry Hall, Md. / McDonough School
89	Dan Villari	TE	R-Sr.	6-4	245	Massapequa, N.Y. / Plainedge / Michigan
90	Quante Gillians	DL	Fr.	6-3	290	Rochester, N.Y. / Aquinas Institute
91	George Rooks	DL	R-Sr.	6-5	295	Jersey City, N.J. / St. Peter's Prep / Michigan / Boston College
92	Rashard Perry	DL	Jr.	6-3	295	Buffalo, N.Y. / Bennett
93	Nissi Ogbebor	DL	Fr.	6-6	300	Ottawa, Ontario / St. Mark
94	Kevin Jobity Jr.	DL	Jr.	6-4	300	Buffalo, N.Y. / Maryvale
95	Eric Thomas	DL	Fr.	6-2	330	Miami, Fla. / Miami Northwestern
96	Mateja Pavlovich	P	Fr.	6-2	220	Hookstown, Pa./South Side
97	Clark Calloway	DL	R-Fr.	6-4	280	Johns Creek, Ga. / Johns Creek
98	Jayden Oh	K	R-So.	6-0	180	Alexandria, Va. / Chantilly
99	Elijah Fuentes-Cundiff	DL	R-Sr.	6-4	295	Bronx, N.Y. / Cardinal Hayes

SOCIAL MEDIA ROSTER ROSTER

No.	Name	Instagram	Tiktok	Twitter
0	David Clement	@david.clement1	@dclems3	@DavidClems88
0	Braheem Long Jr	@bj.1x_	@braheemlong0	@BraheemLong
1	Demetres Samuel Jr.	@demetres.1x		@demetres_jr
2	Duce Chestnut	@ducechestnut	@ballgameduce	@BallgameDuce
2	Johntay Cook	@_jaythegreat_		@javythegreat_
3	Jaylan Hornsby	@jayhornss		
3	Kaylib Singleton	@kaysinn3		@kalibsingleto3
4	Dion Wilson Jr	@tank2heem	@vote4tank	@DionxGuccii
4	Jakahri Williams	@jakhar2williams	@jakahri.williams	
5	Umari Hatcher	@umarihatcher17	@itsbuddaa	@HatcherUmari
6	James Heard	@jamesheardjr		@JamesHeardJr
6	Yasin Willis	@yasin6willis		@willisyasin6
7	Chris Thomas	@bigchristhepastor		
7	Darien Williams	@7_dwiliams		@darienwilliamss
8	David Reese	@davidreese4		
8	Tyshawn Russell	@tyshizz22		
9	Steve Angeli	@steve1angeli		@SteveAngeli_125
9	Isaiah Hastings	@itzisaiahhastings		@isaiah1hastings
10	Rickie Collins	@say_rick		@RickieJCollins1
10	Davien Kerr	@twin.davien	@davienk2	@davienk21
11	Denis Jaquez	@Jaquez_Denis	@jaquez_denis	@Jaquez_Denis
12	Anwar Sparrow	@asparrow_	@anwarsparrow	@AnwarS12_
13	Gary Bryant III	@gb3_		
13	Joseph Filardi	@joseph.filardi		@josephfilardi
14	Darius Johnson	@djohnson1_	@bobbsterrr	@djohnson1_
14	Davion Kerr	@slimeoutdav		@Dav1onkerr
15	Darrell Gill Jr.	@1ne.5ive.dj	@darrellgilljr	@Darrell_Gill_jr
15	Derek McDonald	@derek_mcd81		@derekmcd21
16	Rich Belin	@richglory2		@richglory2
16	Chris Peal	@peal_chris		@chrispeal27
17	Gabe Daniels			@thegabedaniels
17	Jalil Martin	@jay7martin		
18	David Omopariola	@slimey_david	@slimey_david	@slimey_david
18	Emmanuel Ross	@eman_ar18		@EmanuelRoss13
19	Daunte Bacheyie	@daunteb.19		@daunte_bacheyie
19	Cornell Perry	@cornellperry_19	@cornell_perry	@CornellPerry8
20	Rayshon Andrews	@ray_andrews6		@rayshonandrews
21	Fran Brown Jr.	@franswerv0	@franswerv0	@franniebrownjr
22	Jaden Hart	@j_hart.9	@jadenxhart	@jaycooled
22	Zyian Moultrie-Goddard	@zyian.mg	@humblebeast_	@GoddardZyian
23	Devin Grant	@showtime.dev		@DevinGrant2022
23	Ja'Meer Thomas	@tizz_2		@j_tizz2
24	Ibn McDaniels	@ibn.kzm		
24	Will Nixon	@will.nixon24		
25	Ziyyon Bredell	@ziyyonn	@ziyyonn2	@bziyyon
26	Ta'Ron Haile	@t.a.r.0.n		
27	Javon Lawrence			@javondb21
28	Malanchi Coleman	@new_mal5		@new_mal5
28	Jahide Lesaine Jr	@jah1d3		@JahideJr
29	Berry Buxton III	@berrybuxton_	@berrybuxton	@Berry_Buxton
30	Nathan Nyandoro	@xnathan.n		@Nathan_nyandoro
30	Chase Simmons	@chase_simmons30	@chasesimmons3	@Chase_simmons02
31	Tyler Chandler	@tylerdb21		@Tylerdb37
31	Marcus Washington Jr.	@da_menace28	@marcuswashington_28	@MJ_Washington04
32	Nick Armentano	@nickarmentano	@nickarmentano	@NicholasArmen10
32	Greg Delaine	@gdelaine_		@delaine_gregory
33	Caden Brown	@showtimekey11		@brown11_caden
34	Nate Prater			@n8prater
36	Malachi James	@mj_the_north_star_nj	@chi_thenorthstar	
36	Lucas Vermeulen	@lucas_vermeulen23		
37	Luis Puente			
38	Max Runyon	@max.runyon	@max.runyon	@max_runyon

SOCIAL MEDIA ROSTER ROSTER

No.	Name	Instagram	Tiktok	Twitter
38	James Trotter			
39	Bradley Chandler			@Brad1eyChandler
39	Tylik Hill	@_tylik.hill_		@TylikHill
40	Tommy Porter	@tommyporter		@Tommyporter21
41	Jack Stonehouse	@jack_stonehouse	@jack_stonehouse	@_JackStonehouse
42	Trey Dudley	@tr3ydathlete		@TreyDATHlete
42	Rubin Wasserman			
43	Garvin St. John	@gucci_garvin		
45	Fatim Diggs	@fdiggs.1	@fdiggs.1	
46	Evan Cox			
47	Tripp Woody	@tripp.woody	@tripp.woody17	
48	Jan Bogdan	@jandavidbogdan	@jandbogdan	
49	Josh Kubala	@jkub.03	@jkub.03	@joshkuba
50	Kahlil Stewart	@Kahlil_stewart		@Kahlil_Stewart
51	Austin Collins	@austin_collins51		@austinc50
52	DeAngelo Thompson	@hitstick9	@_dloboychii	@hitstick9
53	Ted Olsen	@tedolsen70		@tedolsen70
55	Zach Rice	@z_chh		
56	Patrick Alberga	@patrick45321		
57	Da'Metrius Weatherspoon	@bigspoon412	@bigspoon412	
59	Marcale Billue	@marcalebillue		@MarcaleBillue
60	Naquil Betrand	@nbetrand2	@nbetrand1	@NBETRAN1
61	Ethan Stangle	@ethanstangle15	@ethanstangle15	@StangleEthan
62	Jackson Iak			@jackson_iak
63	Carter Clark	@carterclark3	@carterclark3	@Carter_Clark3
64	Skylar Harvey	@77even._		@SkylarH301
65	Adam Boeheim	@adam_b134	@adam.boeheim	
67	D'Joni Scatliffe	@6ixty8_		@6ixty8_
68	Vito Shevchenko	@vito_shevchenko		
69	TJ Ferguson	@tyfergg		
70	Kardiear Shepherd	@theyenvy_kardie		@Kardie77
71	Jayden Mann	@heem.mann		@_Jayden_Mann
72	Mark Petry	@_petry72_	@markpetry	@mark_p42
73	Joshua Miller	@nolimitdoogie	@nolimitdoogie	
74	Matthew Hawn	@matt_hawn74		@matthewhawn74
75	Trevion Mack	@612.tremack_75	@d3.tre_mack	@TrevionMack30
76	Byron Washington	@thebyronwash		@ByronWash25
77	Jaylen Pray	@jaylenpray		@JaylenPray
77	Kam Pringle	@pringlekam		@PringleKam
78	Joe Cruz	@joe_m_cruz		@joe_m_cruz17
79	Travis Brown-Miller	@travis.nm		
82	Jamie Tremble	@jtremble24	@user847483890	
83	Julian McFadden	@thejulesmcfadden		@mcfadden_jules
84	Elijah Washington-Baker	@777._eli._		
85	Sean Murphy	@seanmurphy.07	@seanmurphy7	@sean0murphy7
86	Terrell Wilfong			@TWilfong7
87	Wyatt Bowman	@wyatt_bowman__		@wyatt_bowman86
87	Nate Edwards			
88	Elijah Crawford	@elijahcrawford_		@ecrawford_
89	Dan Villari	@danvillari_	@dan2villari	@Dan2Villari
90	Quante Gillians	@quantegillians	@we_luvq	@QuanteGillians6
91	George Rooks	@_georgerooks		
92	Rashard Perry	@_elperr0		@Elshard_o
93	Nissi Ogbebor	@nissiogbebor		@OgbeborNissi
94	Kevin Jobity Jr.	@big.kev44	@kevin_jobity	@JobityKevin
95	Eric Thomas	@85oeric		@erichthomas_850
96	Mateja Pavlovich			
97	Clark Calloway			
98	Jadyn Oh	@jadyn.oh		@jadyn.oh
99	Elijah Fuentes-Cundiff	@e_fuen99		@ElijahFuentes19

INDIVIDUAL NOTES • OFFENSE



#10 • QB • RICKIE COLLINS • 6-2 • 210 • R-SO

- First start for Syracuse against Duke with 37 passing attempts, 24 completions, and 229 passing yards.
- Debuted as a member of the Orange for the first time against Colgate, completing his first collegiate touchdown pass.
- Transferred to Syracuse in December, 2024 after spending two seasons at LSU, backing up Jayden Daniels and Garrett Nussmeier.
- Entered college as a four-star prospect and the No. 15 QB in the class by 247Sports.
- Was an Elite 11 Finalist.



#13 • QB • JOE FILARDI • 6-1 • 195 • FR

- Made his collegiate debut and first career start against North Carolina. Completed 4-of-18 passes for 39 yards against the Tar Heels.
- Walk-on who is a two-sport athlete for the Orange. He is also a member of the 'Cuse men's lacrosse team.
- Ranked as the No. 26 overall player in the class of 2025 and the fourth-ranked defenseman by *Inside Lacrosse Magazine*.



#23 • RB • YASIN WILLIS • 6-1 • 235 • SO

- Scored a career-high three rushing touchdowns in 2025 season opener vs. Tennessee.
- Spent the 2024 season as Syracuse's primary backup, rushing for 130 yards on 36 carries, adding eight catches for 24 yards and 10 kick returns.
- Doak Walker Award Watch List
- No. 1 rated recruit in New Jersey according to Rivals in class of 2024.



#24 • RB • WILL NIXON • 5-11 • 205 • R-SR

- 2025 Doak Walker and Comeback Player of the Year Watch List member after missing last-9 games of 2024 season with a Lisfranc injury.
- Has appeared in 42 collegiate games with 692 rushing yards and six touchdowns. Also has 46 receptions for 358 yards in his collegiate career.
- Transferred to Syracuse from Washington (began his career at Nebraska).
- Second on the Huskies in rushing in 2023, helping them reach the National Championship Game.
- Son of Offensive Coordinator Jeff Nixon.



#2 • WR • JOHN TAY COOK • 6-0 • 198 • JR

- Has at least six receptions in five games this season.
- Transferred to Syracuse in May of 2025 after two seasons at Texas.
- Has appeared in 29 collegiate games, with 55 catches for 774 yards and four touchdowns in his career.



#89 • TE • DAN VILLARI • 6-4 • 245 • R-SR

- T-14th nationally in receptions per game (3.44) among tight ends.
- Led the team in both rushing and passing vs. Pitt in 2023. Ran for a career-high 154 yards and a touchdown on 17 carries. Named ACC RB of the Week.



#15 • WR • DARRELL GILL JR. • 6-3 • 190 • JR

- Has 29 receptions, 477 receiving yards, and five touchdowns on the season.
- 1-of-5 players to have 500+ receiving yards in 2024. Had 31 catches for 570 yards and two TDs in 2024.
- Only true freshman to appear in every game of the 2023 season.



#12 • WR • JUSTUS ROSS-SIMMONS • 6-3 • 210 • SR

- Scored two touchdowns in multiple games this season.
- Transferred from Colorado State where he had 1,148 yards and 71 catches over two seasons with the Rams.
- Originally from Rochester, N.Y. but played HS ball in California



#57 • OL • DA'METRIUS WEATHERSPOON • 6-7 • 320 • R-SR

- Only returning starter to start 10+ games on OL returning for 2025.
- ACC Offensive Lineman of the Week after Georgia Tech in 2024.
- Transferred to Syracuse in January from Howard.
- HBCU All-American who started every game for the Bison in 2023.



#78 • OL • JOE CRUZ • 6-5 • 315 • R-JR

- Has appeared in 35 games with 14 starts at Syracuse in his career.
- Has been a regular piece of the OL rotation each of the past-two seasons, appearing in 12 games (2023) and 10 (2024), respectively.




#51 • OL • AUSTIN COLLINS • 6-3 • 305 • R-SR

- Transferred to Syracuse in the spring of 2025 from Louisville.
- Appeared in 35 games at Louisville, playing 1,222 snaps and allowing just two sacks on 645 quarterback dropbacks, according to PFF. Played center and both guard spots for the Cardinals.



#69 • OL • TJ FERGUSON • 6-4 • 320 • R-SR

- Transferred to Syracuse from Florida State in the spring of 2025. Previously spent three seasons at Alabama.
- Has appeared in 31 collegiate games. Started eight of the 12 games he appeared in last season for the 'Noles.



#75 • OL • TREVION MACK • 6-6 • 320 • R-SO

- Has appeared in 16 games in his Syracuse career, missed two games this season due to injury.
- Rated as a three-star prospect by the 247Sports Composite and was selected to the Minnesota State All-Star Game.



#9 • QB • STEVE ANGELI • 6-2 • 212 • R-JR

- Endured season ending injury in matchup against Clemson. Was the nation's leading passer (yards) at the time of his injury.
- Threw for 416 yards against UConn in 2025 which ranks 9th all-time on Syracuse's single game passing yards record list.
- Transferred to Syracuse in May, 2025 from Notre Dame.
- Played in 21 games for the Fighting Irish, including both the national semifinals and championship game of the 2025 College Football Playoff.



#3 • WR • JAYLAN HORNSBY • 6-3 • 215 • R-FR

- Scored his first collegiate touchdown against Colgate.
- Appeared in four games in 2024 to preserve his redshirt.
- Made three catches for 35 yards vs. UConn.
- Rated three-stars by the 247Sports Composite Rankings in the class of 2024 and a top-10 prospect in New Jersey by all services.




#8 • WR • TYSHAWN RUSSELL • 5-11 • 195 • R-SO

- Transferred to Syracuse from South Carolina in Dec. 2024.
- Appeared in 10 games for the Gamecocks, with five catches for 81 yards and a touchdown.
- Rated three-stars by the 247Sports Composite Rankings in the class of 2023.



#22 • RB • JADEN HART • 5-11 • 210 • SO

- Has 12 carries for 51 yards and two receptions for eight yards on the season.
- Top-10 prospect from the state of Indiana in the class of 2024 according to the 247Sports Composite Rankings.



#18 • WR • EMANUEL ROSS • 6-2 • 202 • R-FR

- First career touchdown reception against Pittsburgh this season.
- Made five catches for 78 yards on the 2024 season and returned two kicks for 38 yards in 2024.
- Rated four-stars by the 247Sports Composite Rankings in the class of 2024 and a top-150 overall recruit by On3.




#77 • OL • KAM PRINGLE • 6-8 • 335 • R-FR

- Spent one season at South Carolina before transferring to Syracuse in spring of 2025.
- Was an Under Armour All-American in High School and was selected to the Shrine Bowl of the Carolinas.



#73 • OL • JOSH MILLER • 6-4 • 320 • R-SO

- Transferred from Georgia to Syracuse prior to the 2024 season.
- Has appeared in seven games, making his collegiate debut last season vs. Holy Cross.



#47 • PK • TRIPP WOODY • 5-9 • 190 • R-FR

- Made his first two collegiate field goals against UConn.
- Hit a career-long 49-yard field goal at Clemson.
- Transferred to Syracuse in January, 2025 after beginning his career at Iowa.

CAREER HIGHS • OFFENSE/SPECIALISTS

#0 DAVID CLEMENT, TE

Receptions: 1, three times, last vs. Duke, 2025
Receiving Yards: 18 vs. Duke, 2025
Long Reception: 18 vs. Duke, 2025

#2 JOHNTAY COOK II, WR

Receptions: 7 at SMU, 2025
Receiving Yards: 113 at Clemson, 2025
Receiving TDs: 2 vs. UTSA, 2024 *
Long Reception: 59 at Clemson, 2025
* - at Texas
Rushes: 1 at Clemson, 2025
Rushing Yards: 18 at Clemson, 2025

#3 JAYLAN HORNSBY WR

Receptions: 4 vs. Colgate, 2025
Receiving Yards: 56 vs. Colgate, 2025
Long Reception: 25 vs. Colgate, 2025
Receiving TDs: 1 vs. Colgate, 2025
Tackles: 1 vs. Pittsburg, 2025

#5 UMARI HATCHER, WR

Receptions: 6 at North Carolina, 2023
Receiving Yards: 105 vs. Colgate, 2023
Receiving TDs: 1, seven times, last at NC State, 2024
Long Reception: 67 vs. Stanford, 2024
Tackles: 2 vs. UConn, 2024

#6 YASIN WILLIS, RB

Rushes: 23 vs. Tennessee, 2025
Rushing Yards: 94 at Clemson, 2025
Long Rush: 41 at Georgia Tech, 2025
Rushing TDs: 3 vs. Tennessee, 2025
Receptions: 3, three times, last at Georgia Tech, 2025
Receiving Yards: 23 at Georgia Tech, 2025
Long Reception: 12 at Pittsburgh, 2024
Kickoff Returns: 2, twice, last at UNLV, 2024
Long Kickoff Return: 28 vs. Holy Cross, 2024
Kickoff Return Yards: 51 vs. Holy Cross, 2024
Tackles: 1 vs. Pittsburg, 2025

#7 DARIEN WILLIAMS, WR

Receptions: 3 vs. Colgate, 2025
Receiving Yards: 72 vs. Colgate, 2025
Long Reception: 35 vs. Colgate, 2025
Receiving TDs: 1 vs. Colgate, 2025

#8 TYSHAWN RUSSELL, WR

Receptions: 5 vs. UConn, 2025
Receiving Yards: 65 vs. Furman, 2023 *
Long Reception: 50 vs. Furman, 2023 *
Receiving Touchdowns: 1 vs. Furman, 2023 *
Rushes: 1 vs. Tennessee, 2025
Rushing Yards: 5 vs. Tennessee, 2025
Long Rush: 5 vs. Tennessee, 2025
Tackles: 1 vs. Tennessee, 2025
Kickoff Returns: 2 vs. Colgate, 2025
Long Kickoff Return: 24 vs. Colgate, 2025
Kickoff Return Yards: 36 vs. Colgate, 2025
* - at South Carolina

#9 STEVE ANGELI, QB

Completions: 34 vs. UConn, 2025
Passing Attempts: 54 vs. UConn, 2025
Passing Yards: 416 vs. UConn, 2025
Long Pass: 59 at Clemson, 2025
Passing TDs: 5 vs. Colgate, 2025
Comp. Pct. (min. 10 att.): 78.9 (15-19) vs. Oregon St., 2023 *
Interceptions: 1, three times, last vs. UConn, 2025
Rushes: 8 vs. Oregon State, 2023 *
Rushing Yards: 27 vs. Oregon State, 2023 *
Long Rush: 29 at Purdue, 2024 *
Rushing TDs: 1 vs. Colgate, 2025
Total Offense: 403 vs. Colgate, 2025
* - at Notre Dame

#10 RICKIE COLLINS, QB

Completions: 24 vs. Duke, 2025
Pass Attempts: 45 at SMU, 2025
Passing Yards: 279 at SMU, 2025
Long Pass: 52 at SMU, 2025
Passing TDs: 2 vs. Pittsburgh, 2025
Interceptions: 3, twice, last vs. Pittsburgh, 2025
Rushes: 14 at Georgia Tech, 2025
Rushing Yards: 57 at SMU, 2025
Rushing TDs: 1 at SMU, 2025
Long Rush: 22 at SMU, 2025
Total Offense: 336 at SMU, 2025
Tackles: 1 vs. Pittsburg, 2025

#11 LUKE CARNEY, QB

Completions: 2 vs. Pittsburgh, 2025

Pass Attempts: 3 vs. Pittsburgh, 2025
Passing Yards: 10 vs. Pittsburgh, 2025
Long Pass: 5 vs. Pittsburgh, 2025
Rushes: 3, twice, last vs. North Carolina, 2025
Rushing Yards: 10 vs. North Carolina, 2025
Long Rush: 18 vs. North Carolina, 2025
Rushing TDs: 1 vs. Colgate, 2025

#12 JUSTUS ROSS-SIMMONS, WR

Receptions: 8 vs. Air Force, 2023 *
Receiving Yards: 128 vs. Air Force, 2023 *
Long Reception: 76 at Boise State, 2022 *
Receiving TDs: 2, three times, last at Clemson, 2025
Kick Returns: 1 vs. Sacramento State, 2022 *
Kick Return Yards: 23 vs. Sacramento State, 2022 *
Long Kick Return: 23 vs. Sacramento State, 2022 *
Tackles: 2 vs. Wyoming, 2023 *
* - at Colorado State

#13 JOSEPH FILARDI, QB

Completions: 4 vs. North Carolina, 2025
Pass Attempts: 18 vs. North Carolina, 2025
Passing Yards: 39, twice, last at Miami, 2025
Long Pass: 25 vs. North Carolina, 2025
Passing TDs: 1 at Miami, 2025
Rushes: 7 vs. North Carolina, 2025
Rushing Yards: 8 vs. North Carolina, 2025
Long Rush: 14 vs. North Carolina, 2025
Total Offense: 15 vs. North Carolina, 2025

#14 DARIUS JOHNSON, WR

Receptions: 2 at Miami, 2025
Receiving Yards: 25 vs. North Carolina, 2025
Long Reception: 25 vs. North Carolina, 2025

#15 DARRELL GILL JR., WR

Receptions: 9 vs. UConn, 2024
Receiving Yards: 185 vs. UConn, 2024
Receiving TDs: 2 vs. Colgate, 2025
Long Reception: 53 vs. UConn, 2024
Kick Returns: 5 at Georgia Tech, 2023
Kick Return Yards: 135 at Georgia Tech, 2023
Long Kick Return: 33 at Georgia Tech, 2023
Rushes: 1, twice, last at Clemson, 2025
Rushing Yards: 3 vs. Miami, 2024
Tackles: 2 vs. UConn, 2025

#17 GABE DANIELS, WR

Receptions: 2 vs. Colgate, 2025
Receiving Yards: 29 vs. Colgate, 2025
Long Reception: 17 vs. Colgate, 2025
Receiving TDs: 1 vs. Colgate, 2025
Tackles: 1 vs. Colgate, 2025

#18 EMANUEL ROSS, WR

Receptions: 5, twice, last vs. Duke, 2025
Receiving Yards: 78 at Pittsburgh, 2024
Long Reception: 37 at Pittsburgh, 2024
Receiving TDs: 1 vs. Pittsburgh, 2025
Kick Returns: 2 at Boston College, 2024
Kick Return Yards: 38 at Boston College, 2024
Long Kick Return: 20 at Boston College, 2024

#19 DAUNTE BACHEYIE, TE

Receptions: 2 at Miami, 2025
Receiving Yards: 22 at Miami, 2025
Long Reception: 15 at Miami, 2025
Tackles: 1 at Clemson, 2025

#21 FRAN BROWN JR., LS/FB

Tackles: 9 vs. Central Connecticut State, 2024 *
Fumble Recoveries: 1 vs. Central Conn. State, 2024 *
TFL: 1.0 vs. Delaware State, 2024 *
Sacks: 1.0 vs. Delaware State, 2024 *
Touchdowns: 1 vs. Central Connecticut State, 2024 *
* - at Saint Francis

#22 JADEN HART, RB

Rushes: 6 vs. Colgate, 2025
Rushing Yards: 28 vs. Colgate, 2025
Long Rush: 11 vs. Holy Cross, 2024
Receptions: 1, three times, last vs. Duke, 2025
Receiving Yards: 4, twice, last vs. Duke, 2025
Long Reception: 4, twice, last vs. Duke, 2025
Tackles: 1 at Clemson, 2025

#23 JAMEER THOMAS, WR

Rushes: 1, twice, last vs. Virginia Tech, 2024
Rushing Yards: 1, twice, last vs. Virginia Tech, 2024
Long Rush: 1, twice, last vs. Virginia Tech, 2024

#24 WILL NIXON, RB

Rushes: 12 vs. Colgate, 2025
Rushing Yards: 66 vs. Colgate, 2025
Long Rush: 28 vs. Colgate, 2025

Rushing TDs: 1, five times, last at Clemson, 2025
Receptions: 6 vs. UConn, 2025
Receiving Yards: 47 vs. UConn, 2025
Long Reception: 21 vs. Tennessee, 2025
Kick Returns: 1 at Stanford, 2023 *
All Purpose Yards: 77 vs. Tennessee, 2025
* - at Washington | ^ - at Nebraska

#28 MALACHI COLEMAN, RB

Rushes: 3 vs. Colgate, 2025
Rushing Yards: 7 vs. Colgate, 2025
Long Rush: 4 vs. Colgate, 2025
Tackles: 6 vs. Virginia Tech, 2024
TFL: 1.5 at SMU, 2025
Sacks: 0.5 vs. Pittsburg, 2025

#31 TYLER CHANDLER, RB

Rushes: 1, twice, last vs. Colgate, 2025
Rushing Yards: 5 vs. Colgate, 2025
Long Rush: 5 vs. Colgate, 2025

#36 MALACHI JAMES, RB

Rushes: 2 vs. Tennessee, 2025
Rushing Yards: -2 vs. Tennessee, 2025
Long Rush: 3 vs. Tennessee, 2025
Kick Returns: 3 vs. Ohio, 2024
Kick Return Yards: 70 vs. Ohio 2024
Long Kick Return: 24 vs. Ohio 2024
Tackles: 1 vs. Stanford, 2024

#39 TYLIK HILL, RB

Rushes: 8 at Miami, 2025
Rushing Yards: 44 at Miami, 2025
Long Rush: 15 at Miami, 2025
Kickoff Returns: 5 vs. Pittsburg, 2025
Long Kickoff Return: 53 at Georgia Tech, 2025
Kickoff Return Yards: 119 vs. Pittsburg, 2025

#41 JACK STONEHOUSE, P

Punts: 9, twice, last at Florida State, 2023
Punting Yards: 416 at Florida State, 2023
Long Punt: 68 at Auburn, 2022 *
Punts Inside 20: 4 at Clemson, 2025
Punting Avg. (min. 3): 51 vs. Army, 2023
Tackles: 1 at Virginia Tech, 2023
Rushes: 1 at UNLV, 2024
Rushing Yards: -13 at UNLV, 2024
Long Rush: -13 at UNLV, 2024
* - at Missouri

#47 TRIPP WOODY, PK

FG Made: 2, twice, last at Clemson, 2025
FG Attempts: 3 vs. UConn, 2025
Long FG: 49 at Clemson, 2025
Long FG Attempt: 49 at Clemson, 2025
PATs Made: 9 vs. Colgate, 2025
PATs Attempted: 9 vs. Colgate, 2025
Most Points: 12 vs. Colgate, 2025

#57 DA'METRIUS WEATHERSPOON, OL

Fumble Recoveries: 1 vs. Stanford, 2024

#84 ELIJAH WASHINGTON-BAKER, TE

Receptions: 1 at Miami, 2025
Receiving Yards: 17 at Miami, 2025
Long Reception: 17 at Miami, 2025
Receiving TDs: 1 at Miami, 2025
Tackles: 1, three times, last vs. Tennessee, 2025

#89 DAN VILLARI, TE

Receptions: 7 vs. UConn, 2025
Receiving Yards: 104 vs. UConn, 2025
Receiving TDs: 1, twice, last at Virginia Tech, 2023
Long Reception: 37 vs. Clemson, 2023
Completions: 14 at Georgia Tech, 2023
Pass Attempts: 14 at Georgia Tech, 2023
Passing Yards: 59 at Georgia Tech, 2023
Passing TDs: 1 vs. Wake Forest, 2023
Long Pass: 47 vs. Wake Forest, 2023
Rushes: 17 vs. Pitt, 2023
Rushing Yards: 154 vs. Pitt, 2023
Rushing TDs: 1, three times, last at Pittsburg, 2024
Long Rush: 38 vs. Pitt, 2023
Total Offense: 166 vs. Pitt, 2023
Interceptions: 2 vs. South Florida, 2023
Tackles: 1 vs. Boston College, 2023

#98 JADYN OH, PK

FG Made: 1, twice, last at NC State, 2024
FG Attempts: 2 at NC State, 2024
Long FG: 32 at NC State, 2024
Long FG Attempt: 43 at NC State, 2024
PATs Made: 5 at UNLV, 2024
PATs Attempted: 5 at UNLV, 2024

Most Points: 8 at UNLV, 2024

INDIVIDUAL NOTES • DEFENSE



#8 • DE • DAVID REESE • 6-2 • 250 • R-SR

- Eighth-year player, who spent five seasons at Florida (2018-22), and two at Cal (2023-24), before transferring to Syracuse this spring.
- Has appeared in 54 games, with 90 career tackles, 18.0 tackles for loss, 12.5 sacks, six forced fumbles, and two fumble recoveries.
- Was an All-PAC-12 selection in 2023 at Cal.



#4 • DT • DION "TANK" WILSON JR. • 6-5 • 305 • R-SR

- Transferred to Syracuse in January, 2024 from New Mexico State (began his career at Arizona).
- Redshirted in 2024 after suffering an appendicitis after playing in the first four games.
- Has 107 tackles, 7.0 tackles for loss, 3.0 sacks and a forced fumble in his collegiate career.
- Appeared in 14 games in 2023 with the Aggies, helping them reach the Conference USA Championship Game.
- Nicknamed "Tank."



#94 • DT • KEVIN JOBITY JR. • 6-4 • 300 • JR

- Has appeared in 36 games with 15 starts on the defensive line.
- Tallied 3.0 sacks against Pittsburgh in 2025.
- Made a career-high seven tackles against UConn in 2025.
- Appeared in the first-five games of the 2024 season before suffering a season-ending injury.
- Only played one season of high school football before receiving an offer from Syracuse.



#11 • DE • DENIS JAQUEZ JR. • 6-4 • 265 • SR

- Has appeared in 32 games in his career at Syracuse with 16 starts. Each of his first two seasons cut short due to injury.
- Has 59 tackles, 4.5 sacks, a forced fumble and a blocked punt in his career.
- Notched two tackles for loss and a sack in Bowl Game vs. South Florida in the 2023 season.
- No. 12 ranked prospect in New Jersey by Rivals out of high school.



#5 • LB • ANTOINE DESLAURIERS • 6-1 • 235 • FR

- Tied for leading the team in tackles with 54.
- Shaun Alexander Award Watch List.
- Broke up back-to-back passes in OT to beat UConn.
- Originally from Montreal, but played high school football in Georgia.
- Ranked as the No. 18 linebacker in the class by ESPN.



#13 • LB • GARY BRYANT III • 6-1 • 228 • R-JR

- Tied for leading the team in tackles with 54.
- Transferred to Syracuse after spring, 2025 following an All-American season at the FCS level with South Dakota.
- Appeared in 24 games with 107 tackles, 4.0 tackles for loss, two interceptions, a forced fumble and fumble recovery at S. Dakota.



#1 • DB/WR • DEMETRES SAMUEL JR. • 6-1 • 195 • FR

- Shaun Alexander Award Semifinalist.
- Had his first career INT, reception and punt return vs. Colgate.
- Second-youngest player in college football this season after reclassifying and enrolling for spring ball at just 16 years old.
- Ranked as ESPN's No. 8 impact freshman heading into the season.



#23 • DB • DEVIN GRANT • 6-4 • 205 • SR

- Forced fumble and returned for TD against Miami in 2024.
- Played last season on a torn MCL.
- 40 games played, 6 INTs, 173 tackles, 12.5 TFL, 3 sacks, 3 FR, 5 FF.
- Transferred to Syracuse from Buffalo before the 2024 season.
- Led the MAC in interceptions (5) and first team All-MAC in 2023.



#2 • DB • DUCE CHESTNUT • 6-0 • 195 • R-SR

- Transferred back to Syracuse - where he spent his first two seasons - in January, 2024 after one season at LSU.
- Freshman All-American for the Orange in 2021.
- Has appeared in 47 collegiate games with six interceptions.
- First name Darian. Nicknamed 'Duce' dating back to his HS days.



#29 • DB • BERRY BUXTON III • 6-2 • 212 • R-SR

- Transferred to Syracuse in 2023 from Santa Barbara City College.
- Has appeared in 28 games at Syracuse with 10 starts.
- Has 40 tackles and 0.5 tackles for loss with the Orange.



#16 • DB • CHRIS PEAL • 6-1 • 200 • R-SO

- Transferred to Syracuse from Georgia in spring, 2025.
- Appeared in four games for the Bulldogs, with two tackles.
- Former top-200 recruit according to the 247Sports Composite rankings, which had him as a four star.



#10 • DB • DAVIEN KERR • 6-0 • 190 • SO

- Has 12 tackles, one pass breakup, and three interceptions on the season.
- Started the last-four games of the 2024 season at corner as a true freshman.
- Twin brother, Davion, is also a member of the team.



#92 • DT • RASHARD PERRY • 6-3 • 295 • JR

- 25 career games played with 22 tackles, 2.0 sacks, 3.5 tackles for loss, and a fumble recovery.
- Rated the No. 2 prospect out of New York State according to Rivals.com coming out of HS.
- 93 tackles, 21.0 TFL and 13.0 sacks as a senior, leading Bennett.



#18 • DL • DAVID OMOPARIOLA • 6-3 • 260 • R-SO

- Appeared in 21 career games, with 42 tackles, 10.5 tackles for loss, 0.5 sacks, a FR, two quarterback hurries, and a safety.
- Tallied three TFLs and a safety against SMU in 2025.
- Rated a three-star prospect in high school, where he was also one of the best wrestlers in the state of Maryland.




#91 • DL • GEORGE ROOKS • 6-5 • 295 • R-SR

- Transferred to Syracuse from Boston College (also played at Michigan) in the Spring of 2025.
- Father, George, was a star defensive lineman at SU from 1988-91, earning BIG EAST co-Defensive Player of the Year honors before going on to the NFL.



#12 • LB • ANWAR SPARROW • 6-1 • 225 • R-SR

- Has appeared in 49 collegiate games with 109 tackles, four pass breakups, 12 TFL, 4.5 sacks, 3 FF, and a FR touchdown.
- Started back-to-back games against Virginia and Wagner in 2022, but missed the bowl game due to injury.
- Set a new career high in tackles (12) against Wake Forest in 2022.



#19 • DB • CORNELL PERRY • 6-1 • 190 • R-JR

- Has started six games this season at safety.
- Seventh on the team with 35 tackles.
- Has appeared in 28 collegiate games with 37 tackles.



#24 • DB • IBN MCDANIELS • 6-3 • 205 • R-FR

- Appeared in four games as a true freshman, keeping his redshirt.
- Made two tackles, a tackle for loss and broke up a pass on the 2024 season.
- Rated a three-star prospect by the 247Sports composite rankings in the class of 2024.



#0 • DB • BRAHEEM LONG JR • 6-0 • 185 • SO

- First collegiate start against Pittsburgh, tallying five tackles.
- Had 6 tackles, 1 TFL, 1 sack, and 1 interception against Colgate.
- Appeared in 11 games last season, making six tackles.
- Three-star prospect coming out of high school by the 247-Sports Composite rankings.



#41 • P • JACK STONEHOUSE • 6-1 • 215 • R-SR

- Transferred from Mizzou in spring of 2023.
- Set Syracuse's net punting record in 2024 (45.7) and his two seasons at Syracuse are the first and third-best net punting seasons by a player in school history.
- Father, John, punted at USC and for the New York Giants. Cousin, Ryan, is the punter for the Titans. Uncle was also a collegiate punter at Stanford.

CAREER HIGHS • DEFENSE

#0 BRAHEEM LONG JR., DB

Tackles: 8 at Clemson, 2025
TFL: 1.0, twice, last at Clemson, 2025
Sacks: 1.0, twice, last at Clemson, 2025
Interceptions: 1 vs. Colgate, 2025
Pass Breakups: 1, twice, last at Clemson, 2025

#1 DEMETRES SAMUEL JR., DB

Tackles: 8 vs. UConn, 2025
TFL: 1.0, twice, last at Miami, 2025
Pass Breakups: 3 vs. Colgate, 2025
Interceptions: 1 vs. Colgate, 2025
Receptions: 1 vs. Colgate, 2025
Receiving Yards: 10 vs. Colgate, 2025
Long Reception: 10 vs. Colgate, 2025
Punt Returns: 1 vs. Colgate, 2025
Long Punt Return: 4 vs. Colgate, 2025
Punt Return Yards: 4 vs. Colgate, 2025

#2 DUCE CHESTNUT, DB

Tackles: 10 vs. Tennessee, 2025
TFL: 1.0, six times, last vs. UConn, 2024
Sacks: 1.0 at Boston College, 2024
Interceptions: 1, six times, last at UNLV, 2024
Long Interception Return: 28 vs. Wagner, 2022
Forced Fumbles: 1, twice, last at Georgia Tech, 2025
Pass Breakups: 2, twice, last at Pittsburgh, 2024

#3 KAYLIB SINGLETON, DB

Tackles: 5 at Miami, 2025
TFL: 0.5 at Georgia Tech, 2025

#4 DION WILSON JR., DL

Tackles: 6 at New Mexico, 2023 ^
TFL: 1.0, six times, last vs. Pittsburgh, 2025
Sacks: 1.0, three times, last at Auburn, 2023 ^
Forced Fumbles: 1 at Auburn, 2023 ^
Pass Breakups: 1, three times, last vs. Colgate, 2025
^ - at New Mexico State

#5 ANTOINE DESLAURIERS, LB

Tackles: 10 vs. Pittsburgh, 2025
TFL: 1.0, at SMU, 2025
Sacks: 1.0 vs. Duke, 2025
Forced Fumbles: 2 at Clemson, 2025
Pass Breakups: 2 vs. UConn, 2025

#6 JAMES HEARD JR., LB

Tackles: 5 vs. North Carolina, 2024
Interceptions: 1 vs. Ohio, 2024
TFL: 1 at SMU, 2025
Forced Fumbles: 1 at SMU, 2025

#7 CHRIS THOMAS, DL

Tackles: 6, three times, last vs. Georgia State, 2024 *
TFL: 1.0, twice, last vs. Louisiana Monroe, 2024 *
Sacks: 0.5, twice, last vs. Southern Miss, 2024 *
PBUs: 2 vs. Stony Brook, 2024 *
Fumble Recoveries: 1 vs. Coastal Carolina, 2024 *
* - at Marshall

#8 DAVID REESE, DL

Tackles: 7 vs. Tennessee, 2025
TFL: 3.0 vs. UCLA, 2024 *
Sacks: 3.0 vs. UCLA, 2024 *
FR: 1, twice, last at Georgia Tech, 2025
Forced Fumbles: 2 vs. Washington State, 2023 *
PBU: 2 vs. Wake Forest, 2024 *
* - at Cal

#9 ISIAH HASTINGS, DL

Tackles: 2 at SMU, 2025

#10 DAVIEN KERR, DB

Tackles: 3, twice, last at Clemson, 2025
Interceptions: 1, four times, last vs. Pittsburgh, 2025
Pass Breakups: 1 vs. Colgate, 2025
Punt Returns: 2 vs. UConn, 2025
Long Punt Return: 46 vs. Holy Cross, 2024
Punt Return Yards: 46 vs. Holy Cross, 2024

#11 DENIS JAQUEZ JR., DL

Tackles: 6 vs. Washington State, 2024
TFL: 1.5, twice, last vs. Duke, 2025
Sacks: 1.0, four times, last vs. Duke, 2025

Forced Fumbles: 1 vs. Army, 2023
Pass Breakups: 1, vs. Clemson, 2023
Blocked Punts: 1 at North Carolina, 2023

#12 ANWAR SPARROW, LB

Tackles: 12 at Wake Forest, 2022
TFLs: 3.0 at Boston College, 2022
Sacks: 3.0 at Boston College, 2022
Pass Breakups: 2 vs. Wagner, 2022
Forced Fumbles: 1, three times, last at Purdue, 2023
Fumble Recoveries: 1, three times, last vs. North Carolina, 2025
Touchdowns: 1 vs. North Carolina, 2025

#13 GARY BRYANT III, LB

Tackles: 15 vs. UC Davis, 2024 *
TFL: 1.0, six times, last at Miami, 2025
Sacks: 1.0 at Miami, 2025
Fumble Recoveries: 1 vs. UC Davis, 2024 *
Forced Fumbles: 1 at Murray St., 2024 *
Interceptions: 1 vs. UC Davis, 2024 *
Pass Breakups: 2 at Wisconsin, 2024 *
* - at South Dakota

#14 DAVION KERR, DB

Tackles: 2 vs. Colgate, 2025
Rushes: 1, twice, last at Miami, 2025
Rushing Yards: -4 at Miami, 2025
Receptions: 1 at Miami, 2025
Receiving Yards: 4 at Miami, 2025

#15 DEREK McDONALD, LB

Tackles: 10 at Florida State, 2023
TFL: 1.0, three times, last at Purdue, 2023
Sacks: 1.0 twice, last vs. Western Michigan, 2023
Forced Fumbles: 1, twice, last at NC State, 2024
Fumble Recoveries: 1 at North Carolina, 2023
Interceptions: 1 vs. Louisville, 2022
Pass Breakups: 1, three times, last vs. USF, 2023

#16 CHRIS PEAL, DB

Tackles: 7, twice, last at Georgia Tech, 2025
TFL: 1.0, twice, last vs. Pittsburgh, 2025
Pass Breakups: 1, four times, last at Miami, 2025
Forced Fumbles: 1 at Georgia Tech, 2025

#17 JALIL MARTIN, DB

Tackles: 4, twice, last vs. Duke, 2025
TFL: 0.5 vs. Western Michigan, 2023
Interceptions: 1 vs. Washington State, 2024

#18 DAVID OMOPARIOLA, LB

Tackles: 6 vs. Tennessee, 2025
TFL: 3.0 at SMU, 2025
Sacks: 0.5 vs. Virginia Tech, 2024
Fumble Recoveries: 1 at NC State, 2024
Safety: 1 at SMU, 2025

#19 CORNELL PERRY, DB

Tackles: 7, twice, last at Georgia Tech, 2025
TFL: 1.0 vs. UConn, 2025
Pass Breakups: 1 vs. Colgate, 2025

#22 ZYIAN MOULTRIE-GODDARD, LB

Tackles: 4 at Georgia Tech, 2025
TFL: 1.0 at SMU, 2025

#23 DEVIN GRANT, DB

Tackles: 11, twice, last vs. Eastern Michigan, 2023 *
Interceptions: 3 vs. Central Michigan, 2023 *
Tackles for Loss: 2.0, twice, last at Clemson, 2025
Sacks: 1.0, three times, last vs. Pittsburgh, 2025
Pass Breakups: 2, twice, last vs. Holy Cross, 2024
Forced Fumbles: 1, three times, last vs. North Carolina, 2025
Fumble Recoveries: 1, vs. Virginia Tech, 2024
Touchdowns: 2 vs. Central Michigan, 2023 *
Blocked Kicks: 1, twice, last at Toledo, 2023 *
* - at Buffalo

#24 IBN MCDANIELS, DB

Tackles: 1, four times, last at Miami, 2025
TFL: 1, vs. Washington State, 2024

#25 ZIYYON BREDELL, DB

Tackles: 2 vs. Colgate, 2025

#26 TA'RON HAILE, DB

Tackles: 1 at Georgia Tech, 2025

#28 JAHIDE LESAINE JR., LB

Tackles: 1, five times, last at Clemson, 2025
Fumble Recoveries: 1 vs. Colgate, 2025

#29 BERRY BUXTON III, DB

Tackles: 5, twice, last vs. Colgate, 2025
TFL: 0.5 vs. Stanford, 2024
Pass Breakups: 1 vs. UConn, 2025

#30 NATHAN NYANDORO, DL

Tackles: 5 vs. North Carolina, 2025

#31 MARCUS WASHINGTON JR., DB

Tackles: 1 vs. Samford, 2022 *
* - at Georgia

#32 GREGORY DELAINE JR., DB

Tackles: 5 vs. Washington State, 2024
TFL: 1 vs. Washington State, 2024
Interceptions: 1 vs. Colgate, 2023
Pass Breakups: 1, three times, last vs. Pittsburgh, 2025

#33 CADEN BROWN, LB

Tackles: 1, four times, last vs. UConn, 2025

#39 CLAY MASTERS, DB

Tackles: 1, twice, last vs. Washington State, 2024

#45 FATIM DIGGS, LB

Tackles: 3 vs. Colgate, 2025
Pass Breakups: 1 vs. Colgate, 2025

#49 JOSH KUBALA, LB

Tackles: 2 vs. Washington State, 2024
Sacks: 1.0 at Pittsburgh, 2024
TFL: 1.0 at Pittsburgh, 2024

#82 JAMIE TREMBLE, TE/LB

Receptions: 1, twice, last vs. Tennessee, 2025
Receiving Yards: 19 vs. Holy Cross, 2024
Long Reception: 19 vs. Holy Cross, 2024
Tackles: 4 vs. North Carolina, 2025
TFL: 2.0 vs. Pittsburgh, 2025
Sacks: 1.0, three times, last vs. Pittsburgh, 2025

#90 QUANTE GILLIANS, DL

Tackles: 1 vs. North Carolina, 2025

#91 GEORGE ROOKS, DL

Tackles: 5, three times, last vs. North Carolina, 2025
TFL: 1.5 vs. Virginia, 2023 *
Sacks: 1.5 vs. Virginia, 2023 *
Forced Fumbles: 1 at Georgia Tech, 2023 *
Fumble Recoveries: 1 vs. Duquesne, 2024 *
PBU: 1 at Florida State, 2024 *
* - at Boston College]

#92 RASHARD PERRY, DL

Tackles: 4, twice, last at Boston College, 2024
TFL: 1.0, three times, last at California, 2024
Sacks: 1.0 at California, 2024
Fumble Recoveries: 1 at Clemson, 2025

#93 NISSI OGBEBOR, DL


Tackles: 2 vs. Colgate, 2025

#94 KEVIN JOBITY JR., DL

Tackles: 7 vs. UConn, 2025
TFL: 3.0 vs. Pittsburgh, 2025
Sacks: 3.0 vs. Pittsburgh, 2025
Forced Fumbles: 1 at Florida State, 2023
Pass Breakups: 1 at Miami, 2025

#99 ELIJAH FUENTES-CUNDIFF, DL

Tackles: 5, twice last vs. Miami, 2024
TFL: 0.5, twice, last vs. North Carolina, 2025
Sacks: 0.5 vs. Pittsburgh, 2025
Pass Breakups: 1 at Purdue, 2023

	GAME #1 Aug. 30, 2025 // Mercedes-Benz Stadium Attendance: 45,918
SYRACUSE	26
TENNESSEE	45

ATLANTA, GA. – #24 Tennessee (1-0) scored the first 17 points of the contest and held off a second-half surge from Syracuse (0-1) to win the Aflac Kickoff Game, 45-26, at Mercedes-Benz Stadium in Atlanta.

Yasin Willis led the Orange effort with three touchdown runs. Steve Angeli threw for 274 yards and one touchdown in his Syracuse debut, while Johnntay Cook set new career highs with six catches and 58 yards. He was also the recipient of a receiving touchdown

Cook was one of eight different Syracuse receivers who had catches against the Volunteers. Dan Villari had five receptions while Justus Ross-Simmons and Tyshawn Russell each had three catches. Darrell Gill Jr. and Will Nixon had two receptions apiece and David Clement and Jamie Tremble both had one catch.

Score by Quarters					
	1st	2nd	3rd	4th	Final
Syracuse	0	14	6	6	26
Tennessee	17	14	7	7	45

Scoring Summary:


1st	12:46	TEN	Gilbert 34 yd field goal
			9-59 2:14, SYR 0 - TEN 3
	6:02	TEN	Lewis 2 yd run (Gilbert kick)
			12-85 3:35, SYR 0 - TEN 10
	0:56	TEN	Hood 22 yd fumble recovery
			SYR 0 - TEN 17
2nd	11:40	SYR	Willis 2 yd run (Woody kick)
			11-75 4:16, SYR 7 - TEN 17
	11:14	TEN	Staley 73 yd pass from Aguilar (Gilbert kick)
			2-75 0:26, SYR 7 - TEN 24
	1:55	SYR	Cook II 3 yd pass from Angeli (Woody kick)
			9-49 3:38, SYR 14 - TEN 24
	0:21	TEN	Bishop 1 yd run (Gilbert kick)
			9-75 1:29, SYR 14 - TEN 31
3rd	12:22	TEN	Thomas 7 yd pass from Aguilar (Gilbert kick)
			7-17 2:27, SYR 14 - TEN 38
	7:33	SYR	Willis 1 yd run
			12-75 4:49, SYR 20 - TEN 38
4th	11:54	SYR	Willis 1 yd run
			14-88 5:19, SYR 26 - TEN 38
	3:57	TEN	Kitselman 2 yd pass from Aguilar (Gilbert kick)
			9-54 4:42, SYR 26 - TEN 45

	SYR	TEN
FIRST DOWNS	24	22
RUSHES-YARDS (NET)	44-103	40-246
PASSING YDS (NET)	274	247
Passes Comp-Att-Int	23-40-1	16-28-0
TOTAL OFFENSE PLAYS-YARDS	84-377	68-493
Fumble Returns-Yards	0-0	1-22
Punt Returns-Yards	0-0	1-2
Kickoff Returns-Yards	0-0	1-24
Interception Returns-Yards	0-0	1-0
Punts (Number-Avg)	5-46.2	4-43.8
Fumbles-Lost	2-1	1-1
Penalties-Yards	4-30	7-65
Possession Time	34:31	25:29
Third-Down Conversions	5 of 14	7 of 12
Fourth-Down Conversions	3 of 4	0 of 0
Red-Zone Scores-Chances	4-5	5-5
Sacks By: Number-Yards	0-0	5-39

RUSHING: Syracuse - Willis 23-91; Nixon 9-33; Angeli 7-(-27)
Tennessee - Thomas 12-92; Bishop 11-82; Aguilar 6-34

PASSING: Syracuse - Angeli 23-40-274
Tennessee - Aguilar 16-28-247

RECEIVING: Syracuse - Cook II 6-58; Villari 5-55; Ross-Simmons 3-50
Tennessee - Staley 4-95; Brazzell II 5-62; Bishop 2-44

	GAME #2 Sept. 6, 2025 // JMA Wireless Dome Attendance: 39,391
SYRACUSE	27
UCONN	20

SYRACUSE N.Y. – Leading for just 47 seconds, Syracuse football rallied past the University of Connecticut, picking up a 27-20 overtime win to open the JMA Wireless Dome for the 2025 season.

Syracuse piled up 461 total yards, including 417 through the air and 44 total rushing yards. Angeli finished with 33 completions on 53 chances and a pair of touchdowns in his Dome debut. Dan Villari led the receiving corps with 104 yards on seven catches, followed by Ross-Simmons with 83 yards and both Syracuse touchdowns.

Syracuse needed just five plays in overtime as Angeli and Ross-Simmons hooked up again for what proved to be the game-winning touchdown on the first possession of overtime. Backed by the Orange defensive unit and the pair of pass breakups from Deslauriers, UConn was blanked in overtime as the Orange improved to 2-0 against the Huskies in the Fran Brown Era.

Score by Quarters						
	1st	2nd	3rd	4th	OT	Final
Syracuse	0	6	14	7	7	27
UConn	0	14	3	3	0	20

Scoring Summary:


2nd	14:55	UCO	Honig 15 yd pass from Neider (Freeman kick)
			10-60 4:56, SYR 0 - UCO 7
	3:37	SYR	Woody 38 yd field goal
			4-(-1) 0:55, SYR 3 - UCO 7
	1:02	UCO	Brown 45 yd run (Freeman kick)
			6-77 2:29, SYR 3 - UCO 14
	0:00	SYR	Woody 32 yd field goal
			8-61 1:02, SYR 6 - UCO 14
3rd	9:55	UCO	Freeman 35 yd field goal
			10-73 5:02, SYR 6 - UCO 17
4th	5:41	SYR	Ross-Simmons 53 yd pass from Angeli
			7-90 1:34, SYR 12 - UCO 17
	0:48	SYR	Willis 3 yd run (Gill Jr. pass)
			10-80 1:18, SYR 20 - UCO 17
	0:01	UCO	Freeman 41 yd field goal
			8-52 0:47, SYR 20 - UCO 20
OT	0:00	SU	Ross-Simmons 6 yd pass from Angeli (Woody kick)
			5-25 0:00, SYR 27 - UCO 20

	SYR	UCO
FIRST DOWNS	24	20
RUSHES-YARDS (NET)	28-45	34-142
PASSING YDS (NET)	416	274
Passes Comp-Att-Int	34-54-1	25-44-0
TOTAL OFFENSE PLAYS-YARDS	82-461	78-416
Fumble Returns-Yards	0-0	0-0
Punt Returns-Yards	2-6	4-8
Kickoff Returns-Yards	1-16	2-36
Interception Returns-Yards	0-0	1-0
Punts (Number-Avg)	5-53.2	8-42.4
Fumbles-Lost	1-1	0-0
Penalties-Yards	4-28	4-32
Possession Time	26:26	33:34
Third-Down Conversions	5 of 15	5 of 17
Fourth-Down Conversions	1 of 3	1 of 3
Red-Zone Scores-Chances	4-6	2-3
Sacks By: Number-Yards	1-10	4-44

RUSHING: Syracuse - Willis 11-48; Nixon 9-30; Angeli 6-(-32)
UConn - Edwards 21-75; Brown 5-72; Rosa 3-13

PASSING: Syracuse - Angeli 34-54-416
UConn - Fagnano 24-43-259; Neider 1-1-15

RECEIVING: Syracuse - Villari 7-104; Gill Jr. 4-84; Ross-Simmons 5-83
UConn - Bell 11-105; Murphy 5-60; Edwards 2-46

	GAME #3 Sept. 12, 2025 // JMA Wireless Dome Attendance: 37,372
SYRACUSE	66
COLGATE	24

SYRACUSE N.Y. – An efficient offensive performance and three takeaways from the Syracuse defense led the Orange to a decisive 66-24 win against Colgate

Steve Angeli threw five touchdowns, tying the program's single-game record, and had one rushing touchdown, making six touchdowns responsible for. The mark ties Jim Brown (1956) and Eric Dungey (2018) for the second-most in a game at Syracuse. Darrell Gill Jr. benefited greatly from Angeli's night, reeling in six catches for 152 yards and two touchdowns.

Two-way player Demetres Samuel Jr. finished the game with five tackles, three pass breakups, a touchdown-saving interception, a 10-yard catch from Angeli and a punt return. Braheem Long Jr. added an interception and Jahide Lesaine Jr. recovered a fumbled punt attempt.

Score by Quarters					
	1st	2nd	3rd	4th	Final
Syracuse	14	24	7	21	66
Colgate	3	0	14	7	24

Scoring Summary:


1st	10:30	SYR	Ross-Simmons 26 yd pass from Angeli (Woody kick)
			7-65 2:29, SYR 7 - COL 0
	5:48	COL	Vogeler 39 yd field goal
			6-20 2:24, SYR 7 - COL 3
	2:12	SYR	Gill Jr. 43 yd pass from Angeli (Woody kick)
			9-83 3:32, SYR 14 - COL 3
2nd	14:00	SYR	Nixon 2 yd run (Woody kick)
			5-36 2:18, SYR 21 - COL 3
	10:06	SYR	Woody 22 yd field goal
			5-49 1:16, SYR 24 - COL 3
	6:50	SYR	Gill Jr. 35 yd pass from Angeli (Woody kick)
			6-60 2:22, SYR 31 - COL 3
	1:43	SYR	Hornsby 25 yd pass from Angeli (Woody kick)
			6-80 2:06, SYR 38 - COL 3
3rd	9:13	SYR	Williams 26 yd pass from Angeli (Woody kick)
			3-26 0:14, SYR 45 - COL 3
	4:36	COL	Swanson 12 yd pass from Stearney (Vogeler kick)
			11-90 4:31, SYR 45 - COL 10
	0:00	COL	Swanson 23 yd pass from Stearney (Vogeler kick)
			8-58 2:58, SYR 45 - COL 17
4th	11:03	SYR	Angeli 1 yd run (Woody kick)
			9-71 3:51, SYR 52 - COL 17
	9:27	COL	Fulton 44 yd run (Vogeler kick))
			5-75 1:36, SYR 52 - COL 24
	6:26	SYR	Daniels 12 yd pass from Collins (Woody kick)
			7-93 2:52, SYR 59 - COL 24
	4:54	SYR	Carney 9 yd run (Woody kick)
			2-13 0:23, SYR 66 - COL 24

	SYR	COL
FIRST DOWNS	30	25
RUSHES-YARDS (NET)	35-173	29-107
PASSING YDS (NET)	447	301
Passes Comp-Att-Int	27-37-1	30-54-2
TOTAL OFFENSE PLAYS-YARDS	72-620	83-408
Fumble Returns-Yards	1-2	0-0
Punt Returns-Yards	2-21	0-0
Kickoff Returns-Yards	4-81	1-20
Interception Returns-Yards	2-0	1-4
Punts (Number-Avg)	1-64	4-33.2
Fumbles-Lost	1-1	1-1
Penalties-Yards	6-65	6-42
Possession Time	26:39	33:21
Third-Down Conversions	7 of 10	8 of 18
Fourth-Down Conversions	0 of 0	0 of 2
Red-Zone Scores-Chances	5-5	1-2
Sacks By: Number-Yards	2-16	0-0

RUSHING: Syracuse - Nixon 12-66; Hart 6-28; Angeli 6-21
Colgate - Fulton 7-72; Shaban 9-32; Osborne 5-11

PASSING: Syracuse - Angeli 23-31-382; Collins 4-6-65
Colgate - Stearney 14-20-148; Osborne 13-28-135; Sitkowski 3-6-18

RECEIVING: Syracuse - Gill Jr. 6-152; Williams 3-72; Hornsby 4-56
Colgate - Swanson 7-110; Saunders 11-105; Fulton 2-25

	
GAME #4 Sept. 20, 2025 // Memorial Stadium Attendance: 80,225	
SYRACUSE	34
CLEMSON	21

CLEMSON, S.C. – Syracuse scored 10 points before Clemson’s offense was able to gain its first possession and never looked back, defeating the Tigers 34-21 at Memorial Stadium, for the program’s first win in Death Valley.

The Orange (3-1, 1-0 ACC) held the Tigers (1-3, 0-2 ACC) to a combined 4-of-18 on third and fourth down, while quarterback Steve Angeli (18-of-31) threw for 244 yards and two scores offensively. Wide receiver Johntay Cook II led Syracuse with 113 receiving yards, while Yasin Willis rushed for 94 yards and Will Nixon covered 46 yards alongside a touchdown. Justus Ross-Simmons reeled in two touchdowns and had 53 yards receiving. Devin Grant led the defensive side, collecting 10 tackles. True freshman Antoine Deslauries forced a fumble on the Tigers own 16-yard line in the third quarter, leading the Orange to extend its lead on the recovery by Rashard Perry.

Syracuse sealed the victory in its final possession, defeating Clemson for the first time since 2017.

Score by Quarters

	1st	2nd	3rd	4th	Final
Syracuse	10	14	10	0	34
Clemson	7	7	0	7	21

Scoring Summary:


1st	11:01	SYR	Ross-Simmons 12 yd pass from Angeli (Woody kick)
			7-75 3:59, SYR 7 - CLE 0
	7:40	SYR	Woody 23 yd field goal
			11-49 3:20, SYR 10 - CLE 0
	3:21	CLE	Wesco Jr. 38 yd pass from Klubnik (Hauser kick)
			9-75 4:19, SYR 10 - CLE 7
2nd	14:56	SYR	Nixon 9 yd run (Woody kick)
			9-75 3:25, SYR 17 - CLE 7
	9:13	SYR	Gill Jr. 22 yd pass from Angeli (Woody kick)
			8-80 3:39, SYR 24 - CLE 7
	1:06	CLE	Randall 6 yd pass from Klubnik (Hauser kick)
			13-92 4:06, SYR 24 - CLE 14
3rd	11:44	SYR	Woody 49 yd field goal
			6-58 1:20, SYR 27 - CLE 14
	2:12	SYR	Ross-Simmons 18 yd pass from Collins (Woody kick)
			1-18 0:06, SYR 34 - CLE 14
4th	9:00	CLE	Wesco Jr. 9 yd pass from Klubnik (Hauser kick)
			9-81 3:09, SYR 34 - CLE 21

	SYR	CLE
FIRST DOWNS	24	29
RUSHES-YARDS (NET)	38-155	22-140
PASSING YDS (NET)	278	363
Passes Comp-Att-Int	21-39-0	37-61-1
TOTAL OFFENSE PLAYS-YARDS	77-433	83-503
Fumble Returns-Yards	0-0	0-0
Punt Returns-Yards	1-1	1-0
Kickoff Returns-Yards	1-26	2-53
Interception Returns-Yards	1-14	0-0
Punts (Number-Avg)	7-43.6	4-41
Fumbles-Lost	0-0	1-1
Penalties-Yards	7-52	8-75
Possession Time	30:40	29:20
Third-Down Conversions	3 of 15	3 of 12
Fourth-Down Conversions	1 of 5	2 of 2
Red-Zone Scores-Chances	4-4	2-2
Sacks By: Number-Yards	1-1	3-11

RUSHING: Syracuse - Willis 18-94; Nixon 10-46; Cook II 1-18
 Clemson - Randall 16-130; Brown 1-7; Klubnik 4-1

PASSING: Syracuse - Angeli 18-31-244; Collins 3-8-34
 Clemson - Klubnik 37-60-363

RECEIVING: Syracuse - Cook II 6-113; Ross-Simmons 5-53; Gill Jr. 2-41
 Clemson - Moore 8-92; Wesco Jr. 6-79; Williams 5-49

	
GAME #5 Sept. 27, 2025 // JMA Wireless Dome Attendance: 44,451	
SYRACUSE	3
DUKE	38

SYRACUSE, N.Y. – Syracuse (3-2, 1-1 ACC) had its three-game winning-streak snapped by Duke (3-2, 2-0 ACC) on Saturday afternoon, falling 38-3 at the JMA Wireless Dome.

In his first career start, quarterback Rickie Collins tallied 229 passing yards and completed 65-percent of his passes, but the offense was unable to find the back of the end zone. Antoine Deslauries was one of four players with five tackles, and the freshman linebacker also recorded his first career sack in the loss.

Score by Quarters

	1st	2nd	3rd	4th	Final
Syracuse	3	0	0	0	3
Duke	10	14	7	7	38

Scoring Summary:


1st	9:42	DUK	Pelino 22 yd field goal
			7-40 3:50, SYR 0 - DUK 3
	4:10	SYR	Woody 29 yd field goal
			11-64 5:32, SYR 3 - DUK 3
	3:12	DUK	Sheppard 49 yd rush (Pelino kick)
			4-75 0:58, SYR 3 - DUK 10
2nd	12:01	DUK	Barkate 34 yd pass from Mensah (Pelino kick)
			3-61 0:48, SYR 3 - DUK 17
	1:55	DUK	Barkate 12 yd pass from Mensah (Pelino kick)
			12-68 5:24, SYR 3 - DUK 24
3rd	5:34	DUK	Sheppard 12 yd rush (Pelino kick)
			7-60 3:14, SYR 3 - DUK 31
4th	11:04	DUK	Castle 13 yd rush (Pelino kick)
			9-71 5:33, SYR 3 - DUK 38

	SYR	DUK
FIRST DOWNS	19	23
RUSHES-YARDS (NET)	27-85	37-235
PASSING YDS (NET)	229	268
Passes Comp-Att-Int	24-37-1	22-28-0
TOTAL OFFENSE PLAYS-YARDS	64-314	65-503
Fumble Returns-Yards	0-0	0-0
Punt Returns-Yards	0-0	0-0
Kickoff Returns-Yards	0-0	2-24
Interception Returns-Yards	0-0	1-40
Punts (Number-Avg)	5-47.4	4-39
Fumbles-Lost	3-2	0-0
Penalties-Yards	7-52	8-75
Possession Time	28:30	29:19
Third-Down Conversions	5 of 14	6 of 13
Fourth-Down Conversions	1 of 3	2 of 2
Red-Zone Scores-Chances	1-2	4-4
Sacks By: Number-Yards	3-25	1-7

RUSHING: Syracuse - Willis 11-63; Nixon 7-25; Hart 4-5
 Duke - Sheppard 15-168; Bates 5-44; Castle 10-42

PASSING: Syracuse - Collins 24-37-229
 Duke - Mensah 22-28-268

RECEIVING: Syracuse - Cook II 6-74; Ross 5-57; Willis 3-15
 Duke - Brown 5-64; Hagans 5-59; Barkate 4-72

	
GAME #6 Oct. 4, 2025 // Gerald J. Ford Stadium Attendance: 34,845	
SYRACUSE	18
SMU	31

DALLAS, TX. – Syracuse rallied with a 15-point fourth quarter but the comeback fell short, and SMU emerged with a 31-18 victory at Gerald J. Ford Stadium in Dallas.

The Mustangs improved to 3-2 overall and 1-0 in the ACC while the Orange slipped to 3-3 and 1-2.

Collins, who was making his second career start, completed 22 of 45 attempts for 279 yards and one touchdown, but was intercepted three times. Collins led both teams with 72 rushing yards on 10 carries. Willis finished with 41 yards on 15 attempts. Cook II led Syracuse’s receivers with seven catches for 82 yards and a touchdown, and Villari ended up with five receptions for 61 yards.

Braheem Long Jr. and Gary Bryant III led the Syracuse defense with seven tackles each. Omopariola, who had seven stops and a safety, had three tackles behind the line for eight yards worth of losses. Jason Tremble had two tackles, including a 17-yard quarterback sack.

The meeting was the first between the two programs since a 1932 encounter that was won by SMU, 16-6.

Score by Quarters

	1st	2nd	3rd	4th	Final
Syracuse	0	3	0	15	18
SMU	3	21	0	7	31

Scoring Summary:


1st	2:34	SMU	Keltner 26 yd field goal
			4-4 1:12, SYR 0 - SMU 3
2nd	12:58	SMU	Knight 15 yd pass from Jennings (Keltner kick)
			7-78 2:43, SYR 0 - SMU 10
	8:02	SMU	Maryland 16 yd pass from Jennings (Keltner kick)
			3-40 1:20, SYR 0 - SMU 17
	2:18	SMU	McFall 14 yd pass from Jennings (Keltner kick)
			6-90 2:18, SYR 0 - SMU 24
	0:00	SYR	Woody 38 yd field goal
			11-62 2:13, SYR 3 - SMU 24
4th	12:37	SMU	Hudson 9 yd pass from Jennings (Keltner kick)
			9-77 3:30, SYR 3 - SMU 31
	9:59	SYR	Collins 6 yd run (Woody kick)
			8-75 2:38, SYR 10 - SMU 31
	8:55	SYR	Omopariola 0 yd safety
			SYR 12 - SMU 31
	5:20	SYR	Cook II 11 yd pass from Collins
			8-62 3:29, SYR 18 - SMU 31

	SYR	SMU
FIRST DOWNS	18	21
RUSHES-YARDS (NET)	33-110	28-76
PASSING YDS (NET)	279	294
Passes Comp-Att-Int	22-45-3	30-36-1
TOTAL OFFENSE PLAYS-YARDS	78-389	64-370
Fumble Returns-Yards	0-0	0-0
Punt Returns-Yards	0-0	1-16
Kickoff Returns-Yards	3-57	1-20
Interception Returns-Yards	1-13	3-0
Punts (Number-Avg)	4-45.5	3-36.7
Fumbles-Lost	1-0	1-0
Penalties-Yards	6-60	2-15
Possession Time	31:25	28:35
Third-Down Conversions	6 of 16	5 of 12
Fourth-Down Conversions	2 of 5	1 of 2
Red-Zone Scores-Chances	3 of 5	5 of 5
Sacks By: Number-Yards	1-17	2-25

RUSHING: Syracuse - Collins 10-57; Willis 15-41; Nixon 7-10
 SMU - Harden 16-67; Green 7-16; Jennings 4-(-6)

PASSING: Syracuse - Collins 22-45-279
 SMU - Jennings 29-35-285; Hawkins 1-1-9

RECEIVING: Syracuse - Cook II 7-82; Villari 5-61; Ross-Simmons 2-58
 SMU - Brinson 7-71; Hibner 5-55; Hudson 6-47

	GAME #7	
	Oct. 18, 2025 // JMA Wireless Dome	
	Attendance: 40,772	
SYRACUSE	13	
PITTSBURGH	30	

SYRACUSE N.Y. – Syracuse football’s defense was on display through much of a long-standing rivalry game with Pittsburgh Saturday night, but the Orange dropped a 30-13 final score at the JMA Wireless Dome, despite pulling within 10 points and having possession of the ball midway through the fourth quarter.

Syracuse (3-4, 1-3 ACC) was backed by its defense, which came up with 12 total tackles for loss, including 2.5 from Kevin Jobity Jr. Davien Kerr picked off the Panthers once while the defensive corps held Pitt to just 260 total yards.

Syracuse’s offense was led by Rickie Collins, who completed 16 passes for 126 yards while leading the Orange on the ground with 42 total yards. Collins connected with Darrell Gill Jr. and Emanuel Ross for touchdowns.

	1st	2nd	3rd	4th	Final
Syracuse	7	0	0	6	13
Pittsburgh	7	10	3	10	30

Scoring Summary:


1st	11:49	PIT	Heintschel 36 yd run (Butkowski kick)
			3-37 1:55, SYR 0 - PIT 7
	2:08	SYR	Gill Jr. 11 yd pass from Collins (Woody kick)
			2-12 0:52, SYR 7 - PIT 7
2nd	11:00	PIT	Butkowski 31 yd field goal
			14-62 6:08, SYR 7 - PIT 10
	0:02	PIT	Johnson 66 yd punt return (Butkowski kick)
			SYR 7 - PIT 17
3rd	11:20	PIT	Butkowski 42 yd field goal
			9-51 3:40, SYR 7 - PIT 20
4th	10:48	PIT	Butkowski 32 yd field goal
			4-4 0:49, SYR 7 - PIT 23
	6:19	SYR	Ross 12 yd pass from Collins
			9-65 4:22, SYR 13 - PIT 23
	1:57	PIT	Goff 1 yd run (Butkowski kick)
			10-35 3:28, SYR 13 - PIT 30

	SYR	PIT
FIRST DOWNS	13	16
RUSHES-YARDS (NET)	30-76	43-115
PASSING YDS (NET)	136	140
Passes Comp-Att-Int	17-34-3	13-24-1
TOTAL OFFENSE PLAYS-YARDS	64-212	67-255
Fumble Returns-Yards	0-0	0-0
Punt Returns-Yards	1-6	1-66
Kickoff Returns-Yards	5-119	0-0
Interception Returns-Yards	1-34	3-76
Punts (Number-Avg)	7-45.7	6-47.8
Fumbles-Lost	0-0	0-0
Penalties-Yards	12-107	13-109
Possession Time	30:01	29:59
Third-Down Conversions	4 of 15	4 of 15
Fourth-Down Conversions	1 of 3	1 of 1
Red-Zone Scores-Chances	2-2	4-4
Sacks By: Number-Yards	7-35	2-23

RUSHING: Syracuse - Collins 9-42; Willis 13-16; Carney 3-9
Pittsburgh - Turner 15-40; Reid 6-38; Heintschel 12-23;

PASSING: Syracuse - Collins 15-31-126; Carney 2-3-10
Pittsburgh - Heintschel 13-24-140

RECEIVING: Syracuse - Cook II 6-66; Gill Jr. 4-34; Villari 3-19
Pittsburgh - Johnson 4-56; Williams Jr. 3-28; Malachi 1-20

	GAME #8	
	Oct. 25, 2025 // Bobby Dodd Stadium	
	Attendance: 51,913	
SYRACUSE	16	
GEORGIA TECH	41	

ATLANTA, GA. –The Syracuse football team lost to No. 7 Georgia Tech, 41-16, at Bobby Dodd Stadium in Atlanta on Saturday afternoon.

The Orange used an early takeaway by Chris Peal and a field goal on the opening drive of the first half to jump out to a 3-0 lead, but Georgia Tech (8-0, 5-0 ACC) scored 20 unanswered points, including 17 in the second quarter, to create a 20-3 halftime lead that was too much for ‘Cuse (3-5, 1-4 ACC) to overcome.

Collins completed 17-of-29 passes for 224 yards and a touchdown and did not record an interception. The Orange receiving corps were led by Darrell Gill Jr.’s five catches for 79 yards and a score. Eight different players caught passes for Syracuse, including Johntay Cook, who had two catches for 45 yards and Dan Villari, who hauled in one pass for 35 yards. Freshman Darius Johnson also recorded his first reception, returning from injury in the contest.

Syracuse ran for 157 yards on the ground, led by Yasin Willis’ 76 yards on 10 carries. Collins ran for 41 yards on 14 carries as well.

Defensively, the Orange had a five-way tie for the team tackles lead. Peal, Braheem Long Jr., Duce Chestnut, Antoine Deslauriers and Cornell Perry each notched the number. Chestnut also forced a fumble. Kevin Jobity Jr. added another sack, his fourth in the last two games.

Score by Quarters

	1st	2nd	3rd	4th	Final
Syracuse	3	0	7	6	16
Georgia Tech	3	17	14	7	41

Scoring Summary:


1st	10:59	SYR	Woody 27 yd field goal
			5-33 3:23, SYR 3 - GT 0
	6:16	GT	Birr 20 yd field goal
			11-72 4:43, SYR 3 - GT 3
2nd	12:05	GT	Beetham 21 yd pass from King (Birr kick)
			10-68 3:55, SYR 3 - GT 10
	4:09	GT	Beetham 13 yd pass from King (Birr kick)
			9-65 3:47, SYR 3 - GT 17
	0:01	GT	Birr 22 yd field goal
			6-56 0:44, SYR 3 - GT 20
3rd	14:19	SYR	Gill 34 yd pass from Collins (Woody kick)
			2-75 0:41, SYR 10 - GT 20
	11:02	GT	Patterson 37 yd pass from Kim (Birr kick)
			7-75 3:17, SYR 10 - GT 27
	6:01	GT	King 2 yd run (Birr kick)
			5-65 3:29, SYR 10 - GT 34
4th	7:58	SYR	Nixon 1 yd run
			16-89 5:39, SYR 16 - GT 34
	3:47	GT	King 4 yd run (Birr kick)
			7-46 4:10, SYR 16 - GT 41

	SYR	GT
FIRST DOWNS	17	28
RUSHES-YARDS (NET)	34-157	37-239
PASSING YDS (NET)	224	304
Passes Comp-Att-Int	17-29-0	25-31-0
TOTAL OFFENSE PLAYS-YARDS	63-381	68-543
Fumble Returns-Yards	0-0	0-0
Punt Returns-Yards	1-11	1-1
Kickoff Returns-Yards	3-53	0-0
Interception Returns-Yards	0-0	0-0
Punts (Number-Avg)	4-45	2-59.5
Fumbles-Lost	3-1	2-1
Penalties-Yards	7-55	4-40
Possession Time	28:20	31:40
Third-Down Conversions	5 of 14	8 of 12
Fourth-Down Conversions	2 of 4	1 of 1
Red-Zone Scores-Chances	2-3	5-6
Sacks By: Number-Yards	1-5	2-9

RUSHING: Syracuse - Willis 10-76; Collins 14-41; Hill 4-23
Georgia Tech - King 12-91; Hosley 8-81; Haynes 7-23

PASSING: Syracuse - Collins 17-29-224
Georgia Tech - King 25-31-304

RECEIVING: Syracuse - Gill Jr. 5-79; Cook II 2-45; Villari 1-35
Georgia Tech - Allen 6-67; Stockton 4-48; Rivers 5-43

	GAME #9	
	Oct. 31, 2025 // JMA Wireless Dome	
	Attendance: 37,184	
SYRACUSE	10	
NORTH CAROLINA	27	

SYRACUSE, N.Y. – Returning back to the JMA Wireless Dome for the first time in two weeks, Syracuse football dropped a 27-10 ACC game to North Carolina Friday night.

Syracuse (3-6, 1-5 ACC) had just 147 total yards of offense, picking up 108 on the ground. Yasin Willis led the Orange with 61 yards on 15 carries, averaging 4.1 per carry. Syracuse turned to walk-on Joseph Filardi for his first career appearance, completing four passes on 18 attempts for 39 yards through the air.

Syracuse’s defense accounted for the lone Orange touchdown on the night with a scoop-and-score from Anwar Sparrow, returning it 51 yards for the score. It was one of two total turnovers in the game, one from each team. Sparrow also picked up two tackles for loss, leading the Orange.

Score by Quarters

	1st	2nd	3rd	4th	Final
Syracuse	7	3	0	0	10
North Carolina	3	3	14	7	27

Scoring Summary:


1st	7:59	UNC	Verhoff 24 yd field goal
			7-51 3:20, SYR 0 - UNC 3
	4:38	SYR	Sparrow 51 yd fumble recovery (Woody kick)
			SYR 7 - UNC 3
2nd	12:17	SYR	Woody 31 yd field goal
			13-50 5:41, SYR 10 - UNC 3
	0:36	UNC	Verhoff 43 yd field goal
			8-67 4:05, SYR 10 - UNC 6
3rd	13:26	UNC	June 72 yd pass from Lopez (Verhoff kick)
			1-72 0:13, SYR 10 - UNC 13
	0:08	UNC	June 5 yd run (Verhoff kick)
			12-80 7:10, SYR 10 - UNC 20
4th	10:35	UNC	Shipp 21 yd pass from Lopez (Verhoff kick)
			4-34 2:18, SYR 10 - UNC 27

	SYR	UNC
FIRST DOWNS	12	20
RUSHES-YARDS (NET)	32-113	43-210
PASSING YDS (NET)	39	216
Passes Comp-Att-Int	4-18-0	15-19-0
TOTAL OFFENSE PLAYS-YARDS	50-152	62-426
Fumble Returns-Yards	2-51	0-0
Punt Returns-Yards	2-28	1-10
Kickoff Returns-Yards	1-19	0-0
Interception Returns-Yards	0-0	0-0
Punts (Number-Avg)	6-45.3	4-43.8
Fumbles-Lost	2-1	1-1
Penalties-Yards	3-25	6-44
Possession Time	24:31	35:29
Third-Down Conversions	3 of 12	4 of 13
Fourth-Down Conversions	1 of 2	2 of 2
Red-Zone Scores-Chances	1-1	2-3
Sacks By: Number-Yards	0-0	3-20

RUSHING: Syracuse - Willis 15-66; Filardi 7-8; Nixon 5-29
North Carolina - June 13-101; Gause 15-58; Lopez 6-33

PASSING: Syracuse - Filardi 4-18-39
North Carolina - Lopez 15-19-216

RECEIVING: Syracuse - Johnson 1-25; Ross 1-8; Gill Jr. 1-4
North Carolina - June 2-81; Shipp 6-64; Paysour 3-59

	GAME #10 Nov. 8, 2025 // Hard Rock Stadium Attendance: 60,337	
	SYRACUSE	10
	MIAMI	38

MIAMI, FL. – Making its first trip to Miami since 2017, Syracuse football lost 38-10 against the #18 Hurricanes Saturday afternoon at Hard Rock Stadium.

Syracuse (3-7, 1-6 ACC) had success on the ground, picking up 161 yards rushing. Yasin Willis led the way with 63 yards, including a long of 22 yards. Will Nixon also went for 61 yards while Tylik Hill ran for 44. Rickie Collins completed 12 passes for 85 yards while Joseph Filardi accounted for his first career passing touchdown, going 3-for-3 for 39 yards and the connection late with Elijah Washington-Baker.

Defensively, the Orange held Miami to just 124 yards on the ground. Gary Bryant III, Demetres Samuel Jr. and Anwar Sparrow each picked up a tackle for loss.

Score by Quarters

	1st	2nd	3rd	4th	Final
Syracuse	0	0	3	7	10
Miami	0	14	17	7	38

Scoring Summary:

2nd	2:13	MIA	Beck pass from Toney (Davis kick)
			5-90 3:08, SYR 0 - MIA 7
	1:50	MIA	Scott 38 yd interception (Davis kick)
			SYR 0 - MIA 14
3rd	11:12	SYR	Woody 38 yd field goal
			8-55 3:48, SYR 3 - MIA 14
	9:57	MIA	Marion 61 yd pass from Beck (Davis kick)
			3-78 1:09, SYR 3 - MIA 21
	2:25	MIA	Pringle Jr. 19 yd run (Davis kick)
			9-83 4:52, SYR 3 - MIA 21
	0:00	MIA	Davis 36 yd field goal
			4-5 1:28, SYR 3 - MIA 31
4th	2:53	MIA	Mauigoa 3 yd run (Auburn kick)
			5-51 2:56, SYR 3 - MIA 38
	0:21	SYR	Washington-Baker 17 yd pass from Filardi (Woody kick)
			8-75 2:32, SYR 10 - MIA 10

	SYR	MIA
FIRST DOWNS	20	22
RUSHES-YARDS (NET)	43-161	32-124
PASSING YDS (NET)	124	261
Passes Comp-Att-Int	15-28-2	19-25-0
TOTAL OFFENSE PLAYS-YARDS	71-285	57-385
Fumble Returns-Yards	0-0	0-0
Punt Returns-Yards	1-7	2-4
Kickoff Returns-Yards	0-0	2-41
Interception Returns-Yards	0-0	2-48
Punts (Number-Avg)	6-50.8	5-45.8
Fumbles-Lost	1-1	0-0
Penalties-Yards	8-65	5-54
Possession Time	29:37	30:23
Third-Down Conversions	6 of 14	3 of 9
Fourth-Down Conversions	0 of 1	0 of 0
Red-Zone Scores-Chances	2-3	4-4
Sacks By: Number-Yards	2-11	7-53

RUSHING: Syracuse - Willis 13-63; Nixon 7-61; Hill 8-44
Miami - Pringle Jr. 7-55; Brown 8-40; Toney 3-14

PASSING: Syracuse - Collins 12-25-85; Filardi 3-3-39
Miami - Beck 18-24-247; Toney 1-1-14

RECEIVING: Syracuse - Bacheyie 2-22; Gill Jr. 2-18; Cook 2-17
Miami - Marion 3-116; Upshaw 1-41; Brown 5-23

TEAM STATS

Team Statistics

	SU	OPP
Scoring	223	315
Points per game	22.3	31.5
Points Off Turnovers	31	50
First Downs	203	226
Rushing	80	94
Passing	107	113
Penalty	16	19
Rushing Yardage	1177	1634
Yards gained rushing	1469	1872
Yards lost rushing	292	238
Rushing attempts	344	345
Average per rush	3.4	4.7
Average per game	117.7	163.4
TDs Rushing	10	14
Passing Yardage	2447	2670
Comp-Att-Int	204-361-12	232-350-5
Average per pass	6.8	7.6
Average per catch	12.0	11.5
Average per game	244.7	267.0
TDs Passing	17	22
Total offense	3624	4304
Total plays	705	695
Average per play	5.1	6.2
Average per game	362.4	430.4
Kick returns: #-Yards	20-395	9-194
Punt returns: #-Yards	10-58	12-107
Int returns: #-Yards	5-61	12-168
Kick return average	19.8	21.6
Punt return average	5.8	8.9
Int return average	12.2	14.0
Fumbles-Lost	14-8	8-5
Penalties-Yards	61-542	64-581
Average per game	54.2	58.1
Punts-Yards	50-2362	44-1887
Average per punt	47.2	42.9
Net punt average	43.1	39.8
Kickoffs-Yards	41-2567	64-4099
Average per kick	62.6	64.0
Net kick average	39.8	40.8
Time of possession / game	29:05	30:55
3rd-down conversion	49/138	53/134
3rd-down pct	36%	40%
4th-down conversion	13/27	9/18

INDIVIDUAL STATS

Rushing

Player	gp	att	gain	loss	net	avg	td	lg	avg/g
Yasin Willis	9	129	583	25	558	4.3	4	41	62.0
Will Nixon	10	77	328	2	326	4.2	3	28	32.6
Rickie Collins	7	54	245	119	126	2.3	1	24	18.0
Tylik Hill	6	15	93	4	89	5.9	0	15	14.8
Jaden Hart	9	12	52	1	51	4.3	0	14	5.7
Luke Carney	3	7	36	8	28	4.0	1	18	9.3
Johntay Cook II	10	1	18	0	18	18.0	0	18	1.8
Dan Villari	10	5	10	0	10	2.0	0	4	1.0
Malachi Coleman	2	3	7	0	7	2.3	0	4	3.5
Tyshawn Russell	3	1	5	0	5	5.0	0	5	1.7
Tyler Chandler	1	1	5	0	5	5.0	0	5	5.0
Darrell Gill Jr.	10	1	1	0	1	1.0	0	1	0.1
Joseph Filardi	2	8	30	30	0	0.0	0	14	0.0
Malachi James	2	2	3	5	-2	-1.0	0	3	-1.0
Davion Kerr	5	1	0	4	-4	-4.0	0	0	-0.8
Steve Angeli	4	23	53	86	-33	-1.4	1	11	-8.3
Team	10	4	0	8	-8	-2.0	0	0	-0.8
Total	10	344	1469	292	1177	3.4	10	41	117.7
Opponents	10	345	1872	238	1634	4.7	14	49	163.4

Passing

Player	gp	effic	comp-att-int	pct	yds	td	lg	avg/g
Rickie Collins	7	101.8	97-181-10	53.6	1042	6	52	148.9
Steve Angeli	4	152.3	98-156-2	62.8	1317	10	59	329.3
Joseph Filardi	2	80.2	7-21-0	33.3	78	1	25	39.0
Luke Carney	3	94.7	2-3-0	66.7	10	0	5	3.3
Total	10	122.3	204-361-12	56.5	2447	17	59	244.7
Opponents	10	148.3	232-350-5	66.3	2670	22	73	267.0

Receiving

Player	gp	no.	yds	avg	td	lg	avg/g
Johntay Cook II	10	41	518	12.6	2	59	51.8
Dan Villari	10	33	379	11.5	0	35	37.9
Darrell Gill Jr.	10	29	477	16.4	5	43	47.7
Will Nixon	10	22	171	7.8	0	21	17.1
Justus Ross-Simmons	8	20	312	15.6	5	53	39.0
Emanuel Ross	6	10	110	11.0	1	20	18.3
Tyshawn Russell	3	9	83	9.2	0	28	27.7
Yasin Willis	9	9	42	4.7	0	11	4.7
Jaylan Hornsby	10	8	103	12.9	1	25	10.3
Daunte Bacheyie	8	4	39	9.8	0	15	4.9
Darien Williams	6	4	74	18.5	1	35	12.3
Darius Johnson	3	4	40	10.0	0	25	13.3
David Clement	10	3	30	10.0	0	18	3.0
Jaden Hart	9	2	8	4.0	0	4	0.9
Gabe Daniels	10	2	29	14.5	1	17	2.9
Jamie Tremble	10	1	1	1.0	0	1	0.1
Elijah Washington-Baker	10	1	17	17.0	1	17	1.7
Davion Kerr	5	1	4	4.0	0	4	0.8
Demetres Samuel Jr.	10	1	10	10.0	0	10	1.0
Total	10	204	2447	12.0	17	59	244.7
Opponents	10	232	2670	11.5	22	73	267.0

Punt Returns

Player	no.	yds	avg	td	lg
Demetres Samuel Jr.	4	39	9.8	0	19
Davien Kerr	6	19	3.2	0	17
Total	10	58	5.8	0	19
Opponents	12	107	8.9	1	66

Interceptions

Player	no.	yds	avg	td	lg
Davien Kerr	3	61	20.3	0	34
Braheem Long Jr.	1	0	0.0	0	0
Demetres Samuel Jr.	1	0	0.0	0	0
Total	5	61	12.2	0	34
Opponents	12	168	14.0	1	57

Kick Returns

Player	no.	yds	avg	td	lg
Tylik Hill	12	262	21.8	0	38
Will Nixon	2	37	18.5	0	19
Tyshawn Russell	2	36	18.0	0	24
Jaden Hart	2	24	12.0	0	13
Fran Brown Jr.	1	20	20.0	0	20
Malachi James	1	16	16.0	0	16
Total	20	395	19.8	0	38
Opponents	9	194	21.6	0	29

Fumbles Recovered

Player	no.	yds	avg	td	lg
Anwar Sparrow	1	51	51.0	1	51
Jahide Lesaine Jr.	1	2	2.0	0	2
David Reese	2	0	0.0	0	0
Rashard Perry	1	0	0.0	0	0
Total	5	53	10.6	1	51
Opponents	8	0	0.0	1	0

DEFENSE

##	Player	gp	Tackles				Sacks	Pass defense			Fumbles		blkd	
			ua	a	tot	tfl/yds		int-yds	brup	qbh	fr-yds	ff	kick	saf
5	Antoine Deslauriers	10	18	36	54	2.5-18	1-15	.	2	.	.	2	.	.
13	Gary Bryant III	10	28	26	54	4-17	1-8	.	.	1
0	Braheem Long Jr.	10	29	22	51	2.5-9	2-9	1-0	2
2	Duce Chestnut	10	26	20	46	0.5-0	.	.	3	.	.	1	.	.
1	Demetres Samuel Jr.	10	30	14	44	2-10	.	1-0	8
16	Chris Peal	10	24	14	38	2-5	.	.	4	.	.	1	.	.
19	Cornell Perry	10	26	9	35	1-3	.	.	1	1
18	David Omopariola	10	16	13	29	5.5-18	.	.	.	3	.	.	.	1
12	Anwar Sparrow	9	13	15	28	3-9	1-3	.	1	.	1-51	.	.	.
23	Devin Grant	8	17	11	28	3-12	1-9	.	3	.	.	1	.	.
4	Dion Wilson Jr.	10	7	19	26	3-4	.	.	2	2
8	David Reese	10	15	10	25	2.5-5	1.5-4	.	1	8	2-0	.	.	.
94	Kevin Jobity Jr.	10	13	12	25	6-34	5-30	.	1
11	Denis Jaquez Jr.	10	8	12	20	3-23	1-8	.	.	3
6	James Heard Jr.	9	8	9	17	1.5-3	1	.	.
29	Berry Buxton III	9	9	7	16	.	.	.	1
82	Jamie Tremble	10	12	3	15	4-28	3-27	.	.	1
10	Davien Kerr	10	11	2	13	.	.	3-61	1
3	Kaylib Singleton	6	7	5	12	0.5-2
91	George Rooks	10	3	9	12	0.5-0
22	Zyian Moultrie-Goddard	10	6	3	9	1-3
15	Derek McDonald	4	4	4	8	0.5-0
9	Isaiah Hastings	10	3	4	7
30	Chase Simmons	6	3	4	7	3.5-11	0.5-3
30	Nathan Nyandoro	4	2	5	7	1
7	Chris Thomas	8	.	7	7	0.5-1
32	Greg Delaine	10	5	2	7	.	.	.	1
17	Jalil Martin	5	2	4	6
15	Darrell Gill Jr.	10	3	1	4
92	Rashard Perry	5	1	3	4	0.5-1	0.5-1	.	.	.	1-0	.	.	.
99	Elijah Fuentes-Cundiff	10	.	4	4	1-4	0.5-3
93	Nissi Ogbebor	5	1	2	3
28	Jahide Lesaine Jr.	5	2	1	3	1-2	.	.	.
45	Fatim Diggs	5	2	1	3	.	.	.	1
25	Ziyyon Bredell	2	1	1	2
14	Davion Kerr	5	1	1	2
24	Ibn McDaniels	9	.	2	2
49	Josh Kubala	10	1	1	2
90	Quante Gillians	2	.	1	1
17	Gabe Daniels	10	1	.	1
19	Daunte Bacheyie	8	1	.	1

SYRACUSE GAME-BY-GAME

Date	Opponent	Rushing				Receiving				Passing				Kick Returns				Punt Returns				tot off
		no.	yds	td	lg	no.	yds	td	lg	cmp-att-int	yds	td	lg	no.	yds	td	lg	no.	yds	td	lg	
08/30/2025	vs Tennessee	44	103	3	14	23	274	1	29	23-40-1	274	1	29	0	0	0	0	0	0	0	0	377
09/06/2025	UConn	28	45	1	18	34	416	2	53	34-54-1	416	2	53	1	16	0	16	2	6	0	4	461
09/12/2025	Colgate	35	173	3	28	27	447	6	43	27-37-1	447	6	43	4	81	0	28	2	21	0	17	620
09/20/2025	at Clemson	38	154	1	32	21	279	3	59	21-39-0	279	3	59	1	26	0	26	1	1	0	1	433
09/27/2025	Duke	27	85	0	35	24	229	0	20	24-37-1	229	0	20	2	24	0	13	0	0	0	0	314
10/04/2025	at SMU	33	110	1	22	22	279	1	52	22-45-3	279	1	52	3	57	0	20	0	0	0	0	389
10/18/2025	Pittsburgh	30	76	0	24	17	136	2	26	17-34-3	136	2	26	5	119	0	38	1	6	0	6	212
10/25/2025	at Georgia Tech	34	157	1	41	17	224	1	41	17-29-0	224	1	41	3	53	0	22	1	-11	0	0	381
10/31/2025	North Carolina	32	113	0	18	4	39	0	25	4-18-0	39	0	25	1	19	0	19	2	28	0	19	152
11/08/2025	at Miami (FL)	43	161	0	23	15	124	1	17	15-28-2	124	1	17	0	0	0	0	1	7	0	7	285
Syracuse		344	1177	10	41	204	2447	17	59	204-361-12	2447	17	59	20	395	0	38	10	58	0	19	3624
Opponents		345	1634	14	49	232	2670	22	73	232-350-5	2670	22	73	9	194	0	29	12	107	1	66	4304

Syracuse Averages

Games	Avg/ rush	Avg/ catch	Pass effic	KR avg	PR avg	All purpose avg/game	Total offense avg/game
10	3.4	12.0	122.3	19.8	5.8	413.8	362.4

Date	Opponent	Tackles				Sacks	Fumble		Pass Defense			blkd kick	PAT attempts			off		
		ua	a	total	tfl-yds		ff	fr-yds	int-yds	qbh	brup		kick	rush	rcv	saf	t/o	pts
08/30/2025	vs Tennessee	43	14	57	3.0-7	0-0	0	1-0	0-0	0	4	0	2-2	0	0	0	0	26
09/06/2025	UConn	44	38	82	7.0-34	1-10	0	0-0	0-0	4	7	0	1-1	0	1	0	0	27
09/12/2025	Colgate	41	26	67	2.0-16	2-16	0	1-2	2-0	1	7	0	9-9	0	0	0	7	66
09/20/2025	at Clemson	39	32	71	3.0-4	1-1	2	1-0	1-14	6	5	0	4-4	0	0	0	7	34
09/27/2025	Duke	28	48	76	5.0-32	3-25	0	0-0	0-0	3	0	0	0-0	0	0	0	0	3
10/04/2025	at SMU	37	24	61	9.0-35	1-17	1	0-0	1-13	1	2	0	1-1	0	0	1	0	18
10/18/2025	Pittsburgh	34	36	70	13.0-45	7-35	0	0-0	1-34	2	2	0	1-1	0	0	0	7	13
10/25/2025	at Georgia Tech	39	30	69	4.0-13	1-5	2	1-0	0-0	2	1	0	1-1	0	0	0	3	16
10/31/2025	North Carolina	24	54	78	5.0-15	0-0	1	1-51	0-0	1	1	0	1-1	0	0	0	7	10
11/08/2025	at Miami (FL)	35	20	55	3.0-19	2-11	0	0-0	0-0	0	3	0	1-1	0	0	0	0	10
Syracuse		364	322	686	54.0-220	18-120	6	5-53	5-61	20	32	0	21-21	0	1	1	31	223
Opponents		409	236	645	56.0-283	31-222	12	8-0	12-168	12	53	0	39-39	0	0	0	50	315

Date	Opponent	Punting										Field Goals			Kickoffs			
		no.	yds	avg	long	blkd	tb	fc	50+	i20	md-att	long	blkd	no.	yds	avg	tb	ob
08/30/2025	vs Tennessee	5	231	46.2	58	0	0	3	2	2	0-0	0	0	5	320	64.0	2	0
09/06/2025	UConn	5	266	53.2	62	0	0	0	3	1	2-3	38	0	4	253	63.3	2	0
09/12/2025	Colgate	1	64	64.0	64	0	1	0	1	0	1-1	22	0	11	715	65.0	10	0
09/20/2025	at Clemson	7	305	43.6	56	0	1	2	1	5	2-2	49	0	6	324	54.0	3	1
09/27/2025	Duke	5	237	47.4	56	0	0	4	2	1	1-1	29	0	2	130	65.0	2	0
10/04/2025	at SMU	4	182	45.5	50	0	0	3	1	1	1-1	38	0	2	129	64.5	0	0
10/18/2025	Pittsburgh	7	320	45.7	55	0	0	4	1	2	0-0	0	0	2	130	65.0	2	0
10/25/2025	at Georgia Tech	4	180	45.0	57	0	1	2	1	0	1-1	27	0	3	195	65.0	3	0
10/31/2025	North Carolina	6	272	45.3	57	0	1	2	1	1	1-1	31	0	3	195	65.0	3	0
11/08/2025	at Miami (FL)	6	305	50.8	55	0	1	2	4	3	1-1	38	0	3	176	58.7	1	0
Syracuse		50	2362	47.2	64	0	5	22	17	16	10-11	49	0	41	2567	62.6	28	1
Opponents		44	1887	42.9	62	0	4	18	9	18	14-17	43	0	64	4099	64.0	41	0

OPPONENT GAME-BY-GAME

Date	Opponent	Rushing				Receiving				Passing				Kick Returns				Punt Returns				tot off
		no.	yds	td	lg	no.	yds	td	lg	cmp-att-int	yds	td	lg	no.	yds	td	lg	no.	yds	td	lg	
08/30/2025	vs Tennessee	40	246	2	47	16	247	3	73	16-28-0	247	3	73	1	24	0	24	1	2	0	2	493
09/06/2025	UConn	34	142	1	45	25	276	1	34	25-44-0	276	1	34	2	36	0	23	4	8	0	5	418
09/12/2025	Colgate	29	107	1	44	30	301	2	27	30-54-2	301	2	27	1	20	0	20	0	0	0	0	408
09/20/2025	at Clemson	22	140	0	39	37	363	3	38	37-61-1	363	3	38	2	53	0	29	1	0	0	0	503
09/27/2025	Duke	37	235	3	49	22	268	2	34	22-28-0	268	2	34	0	0	0	0	0	0	0	0	503
10/04/2025	at SMU	28	76	0	22	30	294	4	29	30-36-1	294	4	29	1	20	0	20	1	16	0	16	370
10/18/2025	Pittsburgh	43	115	2	36	13	140	0	24	13-24-1	140	0	24	0	0	0	0	1	66	1	66	255
10/25/2025	at Georgia Tech	37	239	2	27	25	304	3	37	25-31-0	304	3	37	0	0	0	0	1	1	0	1	543
10/31/2025	North Carolina	43	210	1	44	15	216	2	72	15-19-0	216	2	72	0	0	0	0	1	10	0	10	426
11/08/2025	at Miami (FL)	32	124	2	19	19	261	2	61	19-25-0	261	2	61	2	41	0	22	2	4	0	5	385
Opponents		345	1634	14	49	232	2670	22	73	232-350-5	2670	22	73	9	194	0	29	12	107	1	66	4304
Syracuse		344	1177	10	41	204	2447	17	59	204-361-12	2447	17	59	20	395	0	38	10	58	0	19	3624

Opponents Averages

Games	Avg/ rush	Avg/ catch	Pass effc	KR avg	PR avg	All purpose avg/game	Total offense avg/game
10	4.7	11.5	148.3	21.6	8.9	477.3	430.4

Date	Opponent	Tackles				Sacks no-yds	Fumble		Pass Defense			blkd kick	PAT attempts			off		
		ua	a	total	tfl-yds		ff	fr-yds	int-yds	qbh	brup		kick	rush	rcv	saf	t/o	pts
08/30/2025	vs Tennessee	48	28	76	7.0-45	5-39	2	1-0	1-0	0	10	0	6-6	0	0	0	7	45
09/06/2025	UConn	51	16	67	7.0-48	4-44	1	1-0	1-0	2	6	0	2-2	0	0	0	0	20
09/12/2025	Colgate	56	4	60	0.0-0	0-0	1	1-0	1-4	0	3	0	3-3	0	0	0	10	24
09/20/2025	at Clemson	41	30	71	6.0-15	4-12	0	0-0	0-0	2	10	0	3-3	0	0	0	0	21
09/27/2025	Duke	29	46	75	4.0-12	1-7	2	2-0	1-40	2	6	0	5-5	0	0	0	10	38
10/04/2025	at SMU	40	24	64	5.0-24	2-15	0	0-0	3-0	0	7	0	4-4	0	0	0	3	31
10/18/2025	Pittsburgh	44	8	52	8.0-35	2-23	0	0-0	3-76	0	2	0	3-3	0	0	0	10	30
10/25/2025	at Georgia Tech	32	34	66	2.0-9	2-9	3	1-0	0-0	3	2	0	5-5	0	0	0	0	41
10/31/2025	North Carolina	27	22	49	6.0-30	4-20	2	1-0	0-0	0	3	0	3-3	0	0	0	0	27
11/08/2025	at Miami (FL)	41	24	65	11.0-65	7-53	1	1-0	2-48	3	4	0	5-5	0	0	0	10	38
Opponents		409	236	645	56.0-283	31-222	12	8-0	12-168	12	53	0	39-39	0	0	0	50	315
Syracuse		364	322	686	54.0-220	18-120	6	5-53	5-61	20	32	0	21-21	0	1	1	31	223

Date	Opponent	Punting										Field Goals			Kickoffs				
		no.	yds	avg	long	blkd	tb	fc	50+	i20	md-att	long	blkd	no.	yds	avg	tb	ob	
08/30/2025	vs Tennessee	4	175	43.8	56	0	0	3	1	3	1-1	34	0	8	520	65.0	8	0	
09/06/2025	UConn	8	339	42.4	52	0	1	4	1	4	2-2	41	0	5	325	65.0	4	0	
09/12/2025	Colgate	4	133	33.3	37	0	0	0	0	0	1-2	39	0	5	317	63.4	1	0	
09/20/2025	at Clemson	4	164	41.0	45	0	1	1	0	2	0-0	0	0	4	260	65.0	3	0	
09/27/2025	Duke	4	156	39.0	46	0	0	4	0	3	1-2	22	0	7	455	65.0	5	0	
10/04/2025	at SMU	3	110	36.7	53	0	0	1	1	1	1-2	26	0	7	445	63.6	3	0	
10/18/2025	Pittsburgh	6	287	47.8	60	0	0	2	1	2	3-3	42	0	7	427	61.0	1	0	
10/25/2025	at Georgia Tech	2	119	59.5	62	0	1	0	2	1	2-2	22	0	8	520	65.0	5	0	
10/31/2025	North Carolina	4	175	43.8	51	0	0	2	1	1	2-2	43	0	6	390	65.0	5	0	
11/08/2025	at Miami (FL)	5	229	45.8	55	0	1	1	2	1	1-1	36	0	7	440	62.9	6	0	
Opponents		44	1887	42.9	62	0	4	18	9	18	14-17	43	0	64	4099	64.0	41	0	
Syracuse		50	2362	47.2	64	0	5	22	17	16	10-11	49	0	41	2567	62.6	28	1	

PASSING GAME-BY-GAME

#9 Steve Angeli	Comp	Att	Int	Pct	Yards	TD	Long	Sacked	Effic.
Tennessee	23	40	1	57.5	274	1	29	5-39	118.3
UConn	34	54	1	63.0	416	2	53	4-44	136.2
Colgate	23	31	0	74.2	382	5	43	0-0	230.9
Clemson	18	31	0	58.1	245	2	59	2-2	145.7
Totals	98	156	2	62.8	1317	10	59	11-85	152.3

#10 Rickie Collins	Comp	Att	Int	Pct	Yards	TD	Long	Sacked	Effic.
Colgate	4	6	1	66.7	65	1	35	0-0	179.3
Clemson	3	8	0	37.5	34	1	18	2-10	114.5
Duke	24	37	1	64.9	229	0	20	1-7	111.4
SMU	22	45	3	48.9	279	1	52	2-15	95.0
Pittsburgh	15	31	3	48.4	126	2	26	2-23	84.5
Georgia Tech	17	29	0	58.6	224	1	41	2-9	134.9
Miami (FL)	12	25	2	48.0	85	0	12	6-45	60.6
Totals	97	181	10	53.6	1042	6	52	15-109	101.8

#11 Luke Carney	Comp	Att	Int	Pct	Yards	TD	Long	Sacked	Effic.
Pittsburgh	2	3	0	66.7	10	0	5	0-0	94.7
Totals	2	3	0	66.7	10	0	5	1-4	94.7

#13 Joseph Filardi	Comp	Att	Int	Pct	Yards	TD	Long	Sacked	Effic.
North Carolina	4	18	0	22.2	39	0	25	3-22	40.4
Miami (FL)	3	3	0	100.0	39	1	17	1-8	319.2
Totals	7	21	0	33.3	78	1	25	4-30	80.2

RUSHING GAME-BY-GAME

Player	No-Yds/TD	UT	UConn	Colg	CU	DU	SMU	UP	GaTech	UNC	UM
Yasin Willis	129-558/4	23-91/3	11-48/1	DNP	18-94/0	11-63/0	15-41/0	13-16/0	10-76/0	15-66/0	13-63/0
Will Nixon	77-326/3	9-33/0	9-30/0	12-66/1	10-46/1	7-25/0	7-10/0	5-9/0	6-17/1	5-29/0	7-61/0
Rickie Collins	54-126/1	DNP	DNP	3-19/0	3--8/0	5--8/0	10-57/1	9-42/0	14-41/0	DNP	10--17/0
Steve Angeli	23--33/1	7--27/0	6--32/0	6-21/1	4-5/0	DNP	DNP	DNP	DNP	DNP	DNP
Tylik Hill	15-89/0	DNP	DNP	2-20/0	-	DNP	DNP	-	4-23/0	1-2/0	8-44/0
Jaden Hart	12-51/0	-	-	6-28/0	-	4-5/0	-	DNP	-	-	2-18/0
Joseph Filardi	8-0/0	DNP	DNP	DNP	DNP	DNP	DNP	DNP	DNP	7-8/0	1--8/0
Luke Carney	7-28/1	DNP	DNP	1-9/1	DNP	DNP	DNP	3-9/0	DNP	3-10/0	DNP
Dan Villari	5-10/0	2-3/0	1-1/0	-	-	-	1-2/0	-	-	-	1-4/0
Malachi Coleman	3-7/0	DNP	DNP	3-7/0	-	DNP	DNP	DNP	DNP	DNP	DNP
Malachi James	2--2/0	2--2/0	-	DNP	DNP	DNP	DNP	DNP	DNP	DNP	DNP
Johntay Cook II	1-18/0	-	-	-	1-18/0	-	-	-	-	-	-
Tyshawn Russell	1-5/0	1-5/0	-	-	DNP	DNP	DNP	DNP	DNP	DNP	DNP
Tyler Chandler	1-5/0	DNP	DNP	1-5/0	DNP	DNP	DNP	DNP	DNP	DNP	DNP
Darrell Gill Jr.	1-1/0	-	-	-	1-1/0	-	-	-	-	-	-
Davion Kerr	1--4/0	-	DNP	-	DNP	DNP	DNP	DNP	-	-	1--4/0

RECEIVING GAME-BY-GAME

Receiving

Player	No-Yds/TD	UT	UConn	Colg	CU	DU	SMU	UP	GaTech	UNC	UM
Johntay Cook II	41-518/2	6-58/1	4-27/0	2-36/0	6-113/0	6-74/0	7-82/1	6-66/0	2-45/0	-	2-17/0
Dan Villari	33-379/0	5-55/0	7-104/0	4-40/0	4-41/0	2-10/0	5-61/0	3-19/0	1-35/0	-	2-14/0
Darrell Gill Jr.	29-477/5	2-33/0	4-84/0	6-152/2	2-41/1	2-19/0	1-13/0	4-34/1	5-79/1	1-4/0	2-18/0
Will Nixon	22-171/0	2-29/0	6-47/0	1-11/0	3-24/0	1-2/0	3-25/0	2-8/0	2-15/0	1-2/0	1-8/0
Justus Ross-Simmons	20-312/5	3-50/0	5-83/2	1-26/1	5-53/2	2-24/0	2-58/0	-	2-18/0	DNP	DNP
Emanuel Ross	10-110/1	DNP	DNP	DNP	-	5-57/0	2-28/0	1-12/1	1-5/0	1-8/0	DNP
Tyshawn Russell	9-83/0	3-40/0	5-36/0	1-7/0	DNP	DNP	DNP	DNP	DNP	DNP	DNP
Yasin Willis	9-42/0	-	-	DNP	1-7/0	3-15/0	1-0/0	1--3/0	3-23/0	-	-
Jaylan Hornsby	8-103/1	-	3-35/0	4-56/1	-	-	1-12/0	-	-	-	-
Darien Williams	4-74/1	DNP	DNP	2-61/1	-	-	-	-	DNP	DNP	2-13/0
Darius Johnson	4-40/0	DNP	DNP	DNP	DNP	DNP	DNP	DNP	1-4/0	1-25/0	2-11/0
Daunte Bacheyie	4-39/0	DNP	DNP	1-11/0	-	1-6/0	-	-	-	-	2-22/0
David Clement	3-30/0	1-8/0	-	1-4/0	-	1-18/0	-	-	-	-	-
Gabe Daniels	2-29/1	-	-	2-29/1	-	-	-	-	-	-	-
Jaden Hart	2-8/0	-	-	1-4/0	-	1-4/0	-	DNP	-	-	-
Elijah Washington-Baker	1-17/1	-	-	-	-	-	-	-	-	-	1-17/1
Demetres Samuel Jr.	1-10/0	-	-	1-10/0	-	-	-	-	-	-	-
Davion Kerr	1-4/0	-	DNP	-	DNP	DNP	DNP	DNP	-	-	1-4/0
Jamie Tremble	1-1/0	1-1/0	-	-	-	-	-	-	-	-	-

RETURNS GAME-BY-GAME

Punt Returns											
Player	No-Yds	UT	UConn	Colg	CU	DU	SMU	UP	GaTech	UNC	UM
Davien Kerr	6-19	-	2-6	1-17	1-1	-	-	1-6	1--11	-	-
Demetres Samuel Jr.	4-39	-	-	1-4	-	-	-	-	-	2-28	1-7

Kick Returns											
Player	No-Yds	UT	UConn	Colg	CU	DU	SMU	UP	GaTech	UNC	UM
Tylik Hill	12-262	DNP	DNP	2-45	1-26	DNP	DNP	5-119	3-53	1-19	-
Will Nixon	2-37	-	-	-	-	-	2-37	-	-	-	-
Tyshawn Russell	2-36	-	-	2-36	DNP	DNP	DNP	DNP	DNP	DNP	DNP
Jaden Hart	2-24	-	-	-	-	2-24	-	DNP	-	-	-
Fran Brown Jr.	1-20	-	-	-	-	-	1-20	-	DNP	DNP	DNP
Malachi James	1-16	-	1-16	DNP	DNP	DNP	DNP	DNP	DNP	DNP	DNP

Interceptions Returns											
Player	No-Yds	UT	UConn	Colg	CU	DU	SMU	UP	GaTech	UNC	UM
Davien Kerr	3-61	-	-	-	1-14	-	1-13	1-34	-	-	-
Braheem Long Jr.	1-0	-	-	1-0	-	-	-	-	-	-	-
Demetres Samuel Jr.	1-0	-	-	1-0	-	-	-	-	-	-	-

Fumble Returns											
Player	No-Yds	UT	UConn	Colg	CU	DU	SMU	UP	GaTech	UNC	UM
David Reese	2-0	1-0	-	-	-	-	-	-	1-0	-	-
Anwar Sparrow	1-51	-	-	-	-	-	-	DNP	-	1-51	-
Jahide Lesaine Jr.	1-2	-	-	1-2	-	-	DNP	DNP	DNP	DNP	DNP
Rashard Perry	1-0	-	-	-	1-0	-	DNP	DNP	DNP	DNP	DNP

TACKLES GAME-BY-GAME

Player	S-A	Total	UT	UConn	Colg	CU	DU	SMU	UP	GaTech	UNC	UM
Gary Bryant III	28-26	54	4-2	4-4	1-2	2-4	0-4	6-3	4-3	3-0	0-2	4-2
Antoine Deslauriers	18-36	54	1-1	0-5	2-0	3-5	1-4	4-2	2-8	3-4	1-4	1-3
Braheem Long Jr.	29-22	51	2-0	1-0	5-1	3-5	1-2	6-2	4-3	3-4	1-4	3-1
Duce Chestnut	26-20	46	4-3	5-3	1-2	-	3-1	2-1	1-4	3-4	4-2	3-0
Demetres Samuel Jr.	30-14	44	2-0	5-3	4-1	5-1	2-2	1-1	2-1	1-1	3-4	5-0
Chris Peal	24-14	38	3-0	7-0	2-0	1-2	3-2	0-2	2-2	3-3	2-2	1-1
Cornell Perry	26-9	35	2-0	1-3	1-0	6-1	3-2	1-1	1-0	6-1	2-1	3-0
David Omopariola	16-13	29	3-3	-	-	1-1	0-4	5-0	2-2	1-1	1-1	3-1
Devin Grant	17-11	28	3-1	DNP	DNP	6-3	1-1	1-0	1-2	2-2	3-2	-
Anwar Sparrow	13-15	28	1-1	2-2	1-1	2-1	2-3	1-0	DNP	1-1	1-6	2-0
Dion Wilson Jr.	7-19	26	2-1	1-1	2-1	-	0-4	0-4	1-2	0-3	0-3	1-0
David Reese	15-10	25	7-0	1-3	-	3-0	0-2	1-1	2-2	-	1-1	0-1
Kevin Jobity Jr.	13-12	25	-	3-4	0-1	-	0-1	1-0	6-0	1-2	1-3	1-1
Denis Jaquez Jr.	8-12	20	3-0	2-1	0-2	0-3	1-3	1-1	0-1	1-0	0-1	-
James Heard Jr.	8-9	17	1-0	0-1	2-0	-	2-1	1-0	DNP	0-1	0-5	2-1
Berry Buxton III	9-7	16	1-1	-	4-1	-	-	1-1	1-1	2-0	DNP	0-3
Jamie Tremble	12-3	15	-	-	1-0	1-0	2-0	2-1	2-0	2-0	2-2	-
Davien Kerr	11-2	13	-	0-1	3-0	3-0	1-1	-	2-0	2-0	-	-
Kaylib Singleton	7-5	12	DNP	-	3-1	DNP	-	DNP	DNP	1-1	0-1	3-2
George Rooks	3-9	12	1-0	-	-	0-1	1-3	0-1	-	-	1-4	-
Zyian Moultrie-Goddard	6-3	9	-	2-0	1-1	1-0	-	1-0	-	1-2	-	-
Derek McDonald	4-4	8	1-1	3-2	0-1	-	DNP	DNP	DNP	DNP	DNP	DNP
Greg Delaine	5-2	7	1-0	2-2	2-0	-	-	-	-	-	-	-
Isaiah Hastings	3-4	7	-	-	1-0	-	0-2	1-1	-	1-0	-	0-1
Chase Simmons	3-4	7	-	DNP	-	-	2-1	1-1	0-2	DNP	DNP	DNP
Nathan Nyandoro	2-5	7	DNP	DNP	-	DNP	DNP	DNP	DNP	1-0	1-4	0-1
Chris Thomas	0-7	7	-	DNP	0-2	0-3	0-1	DNP	-	-	-	0-1
Jaill Martin	2-4	6	DNP	DNP	0-2	-	2-2	-	DNP	-	DNP	DNP
Darrell Gill Jr.	3-1	4	-	2-0	-	-	-	0-1	-	-	-	1-0
Rashard Perry	1-3	4	-	1-0	0-1	-	0-2	DNP	DNP	DNP	DNP	DNP
Elijah Fuentes-Cundiff	0-4	4	-	-	0-1	0-1	-	-	0-1	-	0-1	-
Jahide Lesaine Jr.	2-1	3	1-0	1-0	-	0-1	-	DNP	DNP	DNP	DNP	DNP
Fatim Diggs	2-1	3	DNP	DNP	2-1	-	-	-	-	DNP	DNP	DNP
Nissi Ogbebor	1-2	3	DNP	DNP	0-2	-	DNP	-	-	DNP	DNP	1-0
Davion Kerr	1-1	2	-	DNP	1-1	DNP	DNP	DNP	DNP	-	-	-
Ziyyon Bredell	1-1	2	DNP	DNP	1-1	-	DNP	DNP	DNP	DNP	DNP	DNP
Josh Kubala	1-1	2	-	0-1	-	-	-	-	-	-	-	1-0
Ibn McDaniels	0-2	2	-	0-1	-	-	-	-	DNP	-	-	0-1
Yasin Willis	1-0	1	-	-	DNP	-	-	-	1-0	-	-	-
Tyshawn Russell	1-0	1	-	1-0	-	DNP	DNP	DNP	DNP	DNP	DNP	DNP
Gabe Daniels	1-0	1	-	-	1-0	-	-	-	-	-	-	-
Daunte Bacheyie	1-0	1	DNP	DNP	-	1-0	-	-	-	-	-	-
Jaden Hart	1-0	1	-	-	-	1-0	-	-	DNP	-	-	-
Ta'Ron Haile	1-0	1	DNP	DNP	-	-	-	-	-	1-0	-	-
Da'Metrius Weatherspoon	1-0	1	-	-	-	-	1-0	-	-	-	-	-
Jaylan Hornsby	0-1	1	-	-	-	-	-	-	0-1	-	-	-
Rickie Collins	0-1	1	DNP	DNP	-	-	-	-	0-1	-	DNP	-
Caden Brown	0-1	1	DNP	0-1	-	DNP	DNP	DNP	DNP	DNP	DNP	DNP
Quante Gillians	0-1	1	DNP	DNP	-	DNP	DNP	DNP	DNP	DNP	0-1	DNP

TACKLES FOR LOSS GAME-BY-GAME

Player	UA-A	Total	UT	UConn	Colg	CU	DU	SMU	UP	GaTech	UNC	UM
Kevin Jobity Jr.	6-0	6.0	-	2.0-14	-	-	-	-	3.0-15	1.0-5	-	-
David Omopariola	5-1	5.5	1.0-2	-	-	-	-	2.0-7	0.5-0	1.0-2	1.0-7	-
Jamie Tremble	4-0	4.0	-	-	1.0-8	-	-	1.0-17	2.0-3	-	-	-
Gary Bryant III	3-2	4.0	0.5-2	-	-	-	-	0.5-1	1.0-4	1.0-2	-	1.0-8
Chase Simmons	2-3	3.5	-	DNP	-	-	1.0-4	1.5-3	1.0-4	DNP	DNP	DNP
Devin Grant	3-0	3.0	-	DNP	DNP	2.0-3	-	-	1.0-9	-	-	-
Dion Wilson Jr.	2-2	3.0	-	1.0-1	-	-	-	0.5-1	1.0-1	-	0.5-1	-
Denis Jaquez Jr.	2-2	3.0	-	1.5-13	-	-	1.5-10	-	-	-	-	-
Anwar Sparrow	2-2	3.0	0.5-2	-	-	-	-	-	DNP	-	1.5-4	1.0-3
Braheem Long Jr.	2-1	2.5	-	-	1.0-8	1.0-1	-	0.5-0	-	-	-	-
Antoine Deslauriers	2-1	2.5	-	-	-	-	1.0-15	1.0-2	0.5-1	-	-	-
David Reese	2-1	2.5	1.0-1	-	-	-	0.5-1	-	1.0-3	-	-	-
Demetres Samuel Jr.	2-0	2.0	-	-	-	-	-	-	-	-	1.0-2	1.0-8
Chris Peal	2-0	2.0	-	1.0-3	-	-	-	-	1.0-2	-	-	-
James Heard Jr.	1-1	1.5	-	-	-	-	-	1.0-1	DNP	0.5-2	-	-
Cornell Perry	1-0	1.0	-	1.0-3	-	-	-	-	-	-	-	-
Zyian Moultrie-Goddard	1-0	1.0	-	-	-	-	-	1.0-3	-	-	-	-
Elijah Fuentes-Cundiff	0-2	1.0	-	-	-	-	-	-	0.5-3	-	0.5-1	-
Duce Chestnut	0-1	0.5	-	-	-	-	-	-	0.5-0	-	-	-
Kaylib Singleton	0-1	0.5	DNP	-	-	DNP	-	DNP	DNP	0.5-2	-	-
Chris Thomas	0-1	0.5	-	DNP	-	-	0.5-1	DNP	-	-	-	-
Derek McDonald	0-1	0.5	-	0.5-0	-	-	DNP	DNP	DNP	DNP	DNP	DNP
George Rooks	0-1	0.5	-	-	-	-	-	-	-	-	0.5-0	-
Rashard Perry	0-1	0.5	-	-	-	-	0.5-1	DNP	DNP	DNP	DNP	DNP

SACKS GAME-BY-GAME

Player	UA-A	Total	UT	UConn	Colg	CU	DU	SMU	UP	GaTech	UNC	UM
Kevin Jobity Jr.	5-0	5	-	1-10	-	-	-	-	3-15	1-5	-	-
Jamie Tremble	3-0	3	-	-	1-8	-	-	1-17	1-2	-	-	-
Braheem Long Jr.	2-0	2	-	-	1-8	1-1	-	-	-	-	-	-
David Reese	1-1	1.5	-	-	-	-	0.5-1	-	1-3	-	-	-
Antoine Deslauriers	1-0	1	-	-	-	-	1-15	-	-	-	-	-
Denis Jaquez Jr.	1-0	1	-	-	-	-	1-8	-	-	-	-	-
Anwar Sparrow	1-0	1	-	-	-	-	-	-	DNP	-	-	1-3
Gary Bryant III	1-0	1	-	-	-	-	-	-	-	-	-	1-8
Devin Grant	1-0	1	-	DNP	DNP	-	-	-	1-9	-	-	-
Chase Simmons	0-1	0.5	-	DNP	-	-	-	-	0.5-3	DNP	DNP	DNP
Rashard Perry	0-1	0.5	-	-	-	-	0.5-1	DNP	DNP	DNP	DNP	DNP
Elijah Fuentes-Cundiff	0-1	0.5	-	-	-	-	-	-	0.5-3	-	-	-

2025 KICKING GAME-BY-GAME

Opponent	Tripp Woody FG-FGA/Yds (Miss)	PATs
Tennessee	0-0	2-2
UConn	2-3/38, 32, (48)	1-1
Colgate	1-1/22	9-9
Clemson	2-2/23,49	4-4
Duke	1-1/29	0-0
SMU	1-1/38	1-1
Pittsburgh	0-0	1-1
Georgia Tech	1-1/27	1-1
North Carolina	1-1/31	1-1
Miami	1-1/38	1-1

2025 PUNTING GAME-BY-GAME

Opponent	Jack Stonehouse No. - Yds - Avg. - I20
Tennessee	4-196-49-1
UConn	5-266-53.2-1
Colgate	1-64-64-0
Clemson	6-268-44.7-4
Duke	5-237-47.4-1
SMU	4-182-45.5-1
Pittsburgh	7-320-45.7-2
Georgia Tech	4-180-45-0
North Carolina	6-272-45.3-1
Miami	6-305-50.8-3

Opponent	Steve Angeli No. - Yds - Avg. - I20
Tennessee	1-35-35-1
Clemson	1-37-37-1

2025 STARTING LINEUPS

OFFENSE

Opponent	QB	RB	TE	WR	WR	WR/TE	LT	LG	C	RG	RT
Tennessee	Angeli	Nixon	Villari	Cook II	Ross-Simmons	Gill Jr.	Mack	Ferguson	Collins	Cruz	Weatherspoon
UConn	Angeli	Nixon	Clement	Russell	Hornsby	Gill Jr.	Betrand	Ferguson	Collins	Cruz	Weatherspoon
Colgate	Angeli	Nixon	Villari	Cook II	Ross-Simmons	Gill Jr.	Betrand	Ferguson	Collins	Cruz	Weatherspoon
Clemson	Angeli	Willis	Simmons	Cook II	Ross-Simmons	Gill Jr.	Mack	Ferguson	Collins	Cruz	Weatherspoon
Duke	Collins	Willis	Villari	Cook II	Ross-Simmons	Clement	Mack	Ferguson	Collins	Cruz	Weatherspoon
SMU	Collins	Willis	Villari	Hornsby	Williams	Gill Jr.	Mack	Ferguson	Collins	Cruz	Weatherspoon
Pittsburgh	Collins	Willis	Villari	Cook II	Gill Jr.	Clement	Mack	Ferguson	Collins	Cruz	Weatherspoon
Georgia Tech	Collins	Willis	Villari	Cook II	Gill Jr.	Ross	Mack	Ferguson	Miller	Cruz	Weatherspoon
North Carolina	Filardi	Willis	Villari	Cook II	Gill Jr.	Ross	Mack	Ferguson	Cruz	Washington	Weatherspoon
Miami	Collins	Nixon	Villari	Cook II	Hornsby	Clement	Mack	Weatherspoon	Cruz	Hawn	Pringle

DEFENSE

Opponent	DE	DT	DT/LB	JACK	LB/DB	LB	LB/NB/S	CB	S	S	CB
Tennessee	Jaquez Jr.	Wilson Jr.	Rooks	Reese	Bryant III	Deslauriers	Kerr	Samuel Jr.	Chestnut	Grant	Peal
UConn	Jaquez Jr.	Wilson Jr.	Rooks	Reese	Bryant III	Deslauriers	McDonald	Samuel Jr.	Chestnut	C. Perry	Peal
Colgate	Jobity Jr.	Wilson Jr.	Rooks	Reese	Bryant III	Deslauriers	Tremble	Samuel Jr.	Chestnut	C. Perry	Peal
Clemson	Jaquez Jr.	Wilson Jr.	Jobity Jr.	Reese	Bryant III	Deslauriers	Buxton III	Samuel Jr.	C. Perry	Grant	Peal
Duke	Jaquez Jr.	Wilson Jr.	Jobity Jr.	Reese	Bryant III	Deslauriers	Buxton III	Samuel Jr.	C. Perry	Grant	Peal
SMU	Jaquez Jr.	Wilson Jr.	Jobity Jr.	Reese	Bryant III	Deslauriers	Buxton III	Samuel Jr.	C. Perry	Grant	Peal
Pittsburgh	Jaquez Jr.	Jobity Jr.	Tremble	Reese	Long Jr.	Buxton III	Kerr	Samuel Jr.	Chestnut	Grant	Peal
Georgia Tech	Jaquez Jr.	Wilson Jr.	Jobity Jr.	Reese	Bryant III	Deslauriers	Long Jr.	Samuel Jr.	Chestnut	C. Perry	Peal
North Carolina	Jaquez Jr.	Wilson Jr.	Jobity Jr.	Reese	Long Jr.	Deslauriers	Sparrow	Samuel Jr.	Chestnut	Grant	Peal
Miami	Jobity Jr.	Wilson Jr.	Rooks	Reese	Bryant III	Deslauriers	Buxton III	Samuel Jr.	Kerr	Long Jr.	Peal

2025 TAKEAWAYS/GIVEAWAYS

Opponent	Fum	Int	Tot	Fum	Int	Tot	Dif
Tennessee	1	0	1	1	1	2	-1
UConn	0	0	0	1	1	2	-2
Colgate	1	2	3	1	1	2	+1
Clemson	1	1	2	0	0	0	+2
Duke	0	0	0	2	1	3	-3
SMU	0	1	1	0	3	3	-2
Pittsburgh	0	1	1	0	3	3	-2
Georgia Tech	1	0	1	1	0	1	0
North Carolina	1	0	1	1	0	1	0
Miami	0	0	0	1	2	3	-3
Notre Dame							
Boston College							
TOTALS	5	5	10	8	12	20	-10

2025 COIN FLIPS

Opponent	Flip	Result
Tennessee	Won (D)	L, 45-26
UConn	Lost (O)	W, 27-20 (ot)
Colgate	Lost (D)	W, 66-24
Clemson	Lost (O)	W, 34-21
Duke	Lost (O)	L, 38-3
SMU	Lost (D)	L, 31-18
Pittsburgh	Lost (O)	L, 30-13
Georgia Tech	Won (D)	L, 41-16
North Carolina	Won (D)	L, 27-10
Miami	Won (D)	L, 38-10
Notre Dame		
Boston College		
Totals:	3 won, 6 lost	

2025 OPENING DRIVES

Opponent	1st Half	2nd Half
Tennessee	PUNT	INT
UConn	DOWN	PUNT
Colgate	TD	PUNT
Clemson	TD	FG
Duke	INT	FUMB
SMU	DOWN	PUNT
Pittsburgh	INT	PUNT
Georgia Tech	FG	TD
North Carolina	PUNT	PUNT
Miami	PUNT	FG
Notre Dame		
Boston College		

1st Half Totals

Punts: 3
Touchdowns: 2
Turnovers: 2
Turnover on Downs: 2
Field Goals: 1

2nd Half Totals

Punts: 5
Touchdowns: 1
Turnovers: 2
Turnover on Downs:
Field Goals: 2
Missed Field Goals:

2025 OPENING DEFENSE DRIVES

Opponent	1st Half	2nd Half
Tennessee	FG	TD
UConn	PUNT	FG
Colgate	PUNT	DOWN
Clemson	TD	PUNT
Duke	FG	PUNT
SMU	PUNT	FGA
Pittsburgh	TD	FG
Georgia Tech	FUMB	TD
North Carolina	PUNT	TD
Miami	PUNT	TD
Notre Dame		
Boston College		

1st Half Totals

Punts: 5
Touchdowns: 2
Turnovers: 1
Turnover on Downs:
Field Goals: 2
Missed Field Goals:

2nd Half Totals

Punts: 2
Touchdowns: 4
Turnovers:
Turnover on Downs: 1
Field Goals: 2
Missed Field Goals: 1

2025 OFFENSIVE SCORING DRIVES

Syracuse

Game	Qtr	Pts	Plays	Yds	TOP	How
Tennessee	2	7	11	75	4:16	Willis 2 yd run
Tennessee	2	7	9	49	3:38	Cook II 3 yd pass
Tennessee	3	6	12	75	4:49	Willis 1 yd run
Tennessee	4	6	14	88	5:19	Willis 1 yd run
UConn	2	3	4	-1	0:55	Woody 38 yd field goal
UConn	2	3	8	61	1:02	Woody 32 yd field goal
UConn	4	6	7	90	1:34	Ross-Simmons 53 yd pass
UConn	4	8	10	80	1:18	Willis 3 yd run
UConn	4	7	5	25	0:00	Ross-Simmons 6 yd pass
Colgate	1	7	7	65	2:29	Ross-Simmons 26 yd pass
Colgate	1	7	9	83	3:32	Gill Jr. 43 yd pass
Colgate	2	7	5	36	2:18	Nixon 2 yd run
Colgate	2	3	5	49	1:16	Woody 22 yd field goal
Colgate	2	7	6	60	2:22	Gill Jr. 35 yd pass
Colgate	2	7	6	80	2:06	Hornsby 25 yd pass
Colgate	3	7	3	26	0:14	Williams 26 yd pass
Colgate	4	7	9	71	3:51	Angeli 1 yd run
Colgate	4	7	7	93	2:52	Daniels 12 yd pass
Colgate	4	7	2	13	0:23	Carney 9 yd run
Clemson	1	7	7	75	3:59	Ross-Simmons 12 yd pass
Clemson	1	3	11	49	3:20	Woody 23 yd field goal
Clemson	2	7	9	75	3:25	Nixon 9 yd run
Clemson	2	7	8	80	3:39	Gill Jr. 22 yd pass
Clemson	3	7	6	58	1:20	Woody 49 yd field goal
Clemson	3	7	1	18	0:06	Ross-Simmons 18 yd pass
Duke	1	3	11	64	5:32	Woody 29 yd field goal
SMU	2	3	11	62	2:13	Woody 38 yd field goal
SMU	4	7	8	75	2:38	Collins 6 yd run
SMU	4	6	8	62	3:29	Cook II 11 yd pass
Pittsburgh	1	7	2	12	0:52	Gill Jr. 11 yd pass
Pittsburgh	4	6	9	65	4:22	Ross 12 yd pass
Georgia Tech	1	3	5	33	3:23	Woody 27 yd field goal
Georgia Tech	3	7	2	75	0:41	Gill 34 yd pass
Georgia Tech	4	6	16	89	5:39	Nixon 1 yd run
North Carolina	2	3	13	50	5:41	Woody 31 yd field goal
Miami	3	3	8	55	3:48	Woody 38 yd field goal
Miami	4	7	8	75	2:32	Washington-Baker 17 yd pass

Opponents

Game	Qtr	Pts	Plays	Yds	TOP	How
Tennessee	1	3	9	59	2:14	Gilbert 34 yd field goal
Tennessee	1	7	12	85	3:35	Lewis 2 yd run
Tennessee	2	7	2	75	0:26	Staley 73 yd pass
Tennessee	2	7	6	75	1:29	Bishop 1 yd run
Tennessee	3	7	7	17	2:27	Thomas 7 yd pass
Tennessee	4	7	9	54	4:42	Kitselman 2 yd pass
UConn	2	7	10	60	4:56	Honig 15 yd pass
UConn	2	7	6	77	2:29	Brown 45 yd run
UConn	3	3	10	73	5:02	Freeman 35 yd field goal
UConn	4	3	8	52	0:47	Freeman 41 yd field goal
Colgate	1	3	6	20	2:24	Vogeler 39 yd field goal
Colgate	3	7	11	90	4:31	Swanson 12 yd pass
Colgate	3	7	8	58	2:58	Swanson 23 yd pass
Colgate	4	7	5	75	1:36	Fulton 44 yd run
Clemson	1	7	9	75	4:19	Wesco Jr. 38 yd pass
Clemson	2	7	13	92	4:06	Randall 6 yd pass
Clemson	3	7	9	81	3:09	Wesco Jr. 9 yd pass
Duke	1	3	7	40	3:50	Pelino 22 yd field goal
Duke	1	7	4	75	0:58	Sheppard 49 yd rush
Duke	2	7	3	61	0:48	Barkate 34 yd pass
Duke	2	7	12	68	5:24	Barkate 12 yd pass
Duke	3	7	7	60	3:14	Sheppard 12 yd rush
Duke	4	7	9	71	5:33	Castle 13 yd rush
SMU	1	3	4	4	1:12	Keltner 26 yd field goal
SMU	2	7	7	78	2:43	Knight 15 yd pass
SMU	2	7	3	40	1:20	Maryland 16 yd pass
SMU	2	7	6	90	2:18	McFall 14 yd pass
SMU	4	7	9	77	3:30	Hudson 9 yd pass
Georgia Tech	1	3	11	72	4:43	Birr 20 yd field goal
Georgia Tech	2	7	10	68	3:55	Beetham 21 yd pass
Georgia Tech	2	7	9	65	3:47	Beetham 13 yd pass
Georgia Tech	2	3	6	56	0:44	Birr 22 yd field goal
Georgia Tech	3	7	7	75	3:17	Patterson 37 yd pass
Georgia Tech	3	7	5	65	3:29	King 2 yd run
Georgia Tech	4	7	7	46	4:10	King 4 yd run
North Carolina	1	3	7	51	3:20	Verhoff 24 yd field goal
North Carolina	2	3	8	67	4:05	Verhoff 43 yd field goal
North Carolina	3	7	1	72	0:13	June 72 yd pass
North Carolina	3	7	12	80	7:10	June 5 yd run
North Carolina	4	7	4	34	2:18	Shipp 21 yd pass
Miami	2	7	5	90	3:08	Beck 14 yd pass
Miami	3	7	3	78	1:09	Marion 61 yd pass
Miami	3	7	9	83	4:52	Pringle Jr. 19 yd run
Miami	3	3	4	5	1:28	Davis 36 yd field goal
Miami	4	7	5	51	2:56	Mauigoa 3 yd run

Longest

By Plays: 16 at Georgia Tech (FG)

By Yards: 93 vs. Colgate (TD)

By Time: 5:41 vs. North Carolina (FG)

Shortest

By Plays: 1 vs. Clemson (TD)

By Yards: -1 vs. UConn (FG)

By Time: 0:06 vs. Clemson (TD)

Longest

By Plays: 14 (Pittsburgh, FG)

By Yards: 92 (Clemson, TD)

By Time: 7:10 (North Carolina, TD)

Shortest

By Plays: 1 (North Carolina, TD)

By Yards: 4 (Pittsburgh, FG)

By Time: 0:13 (North Carolina, TD)

CONVERSIONS & TIME OF POSSESSION

3rd-Down Conversions

Date	Opponent		Score	Overall	1st Qtr	2nd Qtr	3rd Qtr	4th Qtr	Overtime
08/30/2025	vs Tennessee	L	26-45	5-14 35.7	0-2 0.0	1-4 25.0	4-5 80.0	0-3 0.0	1-1 100.0
09/06/2025	UConn	Wot1	27-20	5-15 33.3	1-3 33.3	2-5 40.0	1-4 25.0	0-2 0.0	0-0 0.0
09/12/2025	Colgate	W	66-24	7-10 70.0	3-3 100.0	1-2 50.0	2-4 50.0	1-1 100.0	0-0 0.0
09/20/2025	at Clemson	W	34-21	3-14 21.4	1-3 33.3	0-2 0.0	0-3 0.0	2-6 33.3	0-0 0.0
09/27/2025	Duke	L	3-38	5-14 35.7	3-5 60.0	0-3 0.0	1-3 33.3	1-3 33.3	0-0 0.0
10/04/2025	at SMU	L	18-31	6-16 37.5	2-5 40.0	2-6 33.3	0-3 0.0	2-2 100.0	0-0 0.0
10/18/2025	Pittsburgh	L	13-30	4-15 26.7	1-4 25.0	2-4 50.0	1-4 25.0	0-3 0.0	0-0 0.0
10/25/2025	at Georgia Tech	L	16-41	5-14 35.7	0-3 0.0	1-3 33.3	1-4 25.0	3-4 75.0	0-0 0.0
10/31/2025	North Carolina	L	10-27	3-12 25.0	2-4 50.0	0-3 0.0	0-3 0.0	1-2 50.0	0-0 0.0
11/08/2025	at Miami (FL)	L	10-38	6-14 42.9	1-3 33.3	3-5 60.0	1-3 33.3	1-3 33.3	0-0 0.0
Syracuse				49-138 35.5	14-35 40.0	12-37 32.4	11-36 30.6	11-29 37.9	1-1 100.0
Opponents				53-134 39.6	12-32 37.5	10-31 32.3	13-33 39.4	18-37 48.6	0-1 0.0

4th-Down Conversions

Date	Opponent		Score	Overall	1st Qtr	2nd Qtr	3rd Qtr	4th Qtr	Overtime
08/30/2025	vs Tennessee	L	26-45	3-4 75.0	0-0 0.0	2-2 100.0	0-0 0.0	1-2 50.0	0-0 0.0
09/06/2025	UConn	Wot1	27-20	1-3 33.3	0-1 0.0	0-1 0.0	0-0 0.0	1-1 100.0	0-0 0.0
09/12/2025	Colgate	W	66-24	0-0 0.0	0-0 0.0	0-0 0.0	0-0 0.0	0-0 0.0	0-0 0.0
09/20/2025	at Clemson	W	34-21	2-2 100.0	1-1 100.0	0-0 0.0	0-0 0.0	1-1 100.0	0-0 0.0
09/27/2025	Duke	L	3-38	1-3 33.3	0-0 0.0	1-1 100.0	0-1 0.0	0-1 0.0	0-0 0.0
10/04/2025	at SMU	L	18-31	2-5 40.0	1-2 50.0	1-3 33.3	0-0 0.0	0-0 0.0	0-0 0.0
10/18/2025	Pittsburgh	L	13-30	1-3 33.3	0-0 0.0	0-0 0.0	0-0 0.0	1-3 33.3	0-0 0.0
10/25/2025	at Georgia Tech	L	16-41	2-4 50.0	0-0 0.0	0-1 0.0	2-2 100.0	0-1 0.0	0-0 0.0
10/31/2025	North Carolina	L	10-27	1-2 50.0	0-0 0.0	0-0 0.0	1-1 100.0	0-1 0.0	0-0 0.0
11/08/2025	at Miami (FL)	L	10-38	0-1 0.0	0-0 0.0	0-0 0.0	0-0 0.0	0-1 0.0	0-0 0.0
Syracuse				13-27 48.1	2-4 50.0	4-8 50.0	3-4 75.0	4-11 36.4	0-0 0.0
Opponents				9-18 50.0	1-1 100.0	3-5 60.0	2-4 50.0	3-7 42.9	0-1 0.0

Time of Possession

Date	Opponent		Score	Overall	1st Qtr	2nd Qtr	3rd Qtr	4th Qtr	Overtime
08/30/2025	vs Tennessee	L	26-45	34:31	06:28	12:34	06:40	08:49	00:00
09/06/2025	UConn	Wot1	27-20	26:26	06:57	09:08	04:43	05:38	00:00
09/12/2025	Colgate	W	66-24	26:39	06:11	08:11	04:14	08:03	00:00
09/20/2025	at Clemson	W	34-21	30:39	07:19	09:52	04:57	08:31	00:00
09/27/2025	Duke	L	3-38	28:45	08:16	07:57	06:06	06:26	00:00
10/04/2025	at SMU	L	18-31	31:25	08:58	09:20	06:00	07:07	00:00
10/18/2025	Pittsburgh	L	13-30	30:01	07:46	06:41	07:21	08:13	00:00
10/25/2025	at Georgia Tech	L	16-41	28:20	05:32	07:34	08:21	06:53	00:00
10/31/2025	North Carolina	L	10-27	24:31	03:19	09:14	07:29	04:29	00:00
11/08/2025	at Miami (FL)	L	10-38	29:37	04:11	10:02	07:25	07:59	00:00
Syracuse				Total 290:54	64:57	90:33	63:16	72:08	00:00
				Avg. 29:05	06:30	09:03	06:20	07:13	00:00
Opponents				Total 309:06	66:42	77:48	80:10	84:26	00:00
				Avg. 30:55	06:40	07:47	08:01	08:27	00:00

RED ZONE REPORT

Syracuse Inside Opponent Red-Zone

Date	Opponent	Score	Times	Times	Total			Rush	Pass	FGs	Failed to score inside RZ					
			In RZ	Scored	Pts	TDs	TDs	TDs	TDs	Made	FGA	Down	Int	Fumb	Half	Game
08/30/2025	vs Tennessee	L 26-45	5	4	26	4	3	1	0	0	0	1	0	0	0	0
09/06/2025	UConn	W 27-20	6	4	21	2	1	1	2	2	2	1	0	1	0	0
09/12/2025	Colgate	W 66-24	5	5	31	4	3	1	1	1	1	0	0	0	0	0
09/20/2025	at Clemson	W 34-21	4	4	24	3	1	2	1	1	1	0	0	0	0	0
09/27/2025	Duke	L 3-38	2	1	3	0	0	0	0	1	1	1	0	0	0	0
10/04/2025	at SMU	L 18-31	5	3	16	2	1	1	1	1	1	2	0	0	0	0
10/18/2025	Pittsburgh	L 13-30	2	2	13	2	0	2	0	0	0	0	0	0	0	0
10/25/2025	at Georgia Tech	L 16-41	3	2	9	1	1	0	1	1	1	0	0	1	0	0
10/31/2025	North Carolina	L 10-27	1	1	3	0	0	0	0	1	1	0	0	0	0	0
11/08/2025	at Miami (FL)	L 10-38	3	2	10	1	0	1	1	1	1	0	0	1	0	0
Totals 28 of 36 (77.8%)			36	28	156	19	10	9	9	9	9	5	0	3	0	0

Opponents Inside Syracuse Red-Zone

Date	Opponent	Score	Times	Times	Total			Rush	Pass	FGs	Failed to score inside RZ					
			In RZ	Scored	Pts	TDs	TDs	TDs	TDs	Made	FGA	Down	Int	Fumb	Half	Game
08/30/2025	Tennessee	L 26-45	5	5	31	4	2	2	1	1	1	0	0	0	0	0
09/06/2025	UConn	W 27-20	3	2	10	1	0	1	1	1	1	1	0	0	0	0
09/12/2025	Colgate	W 66-24	2	1	7	1	0	1	0	0	0	0	1	0	0	0
09/20/2025	Clemson	W 34-21	2	2	14	2	0	2	0	0	0	0	0	0	0	0
09/27/2025	Duke	L 3-38	4	4	24	3	2	1	1	1	1	0	0	0	0	0
10/04/2025	SMU	L 18-31	5	5	31	4	0	4	1	1	1	0	0	0	0	0
10/18/2025	Pittsburgh	L 13-30	4	4	16	1	1	0	3	3	3	0	0	0	0	0
10/25/2025	Georgia Tech	L 16-41	6	5	27	3	2	1	2	2	2	0	0	0	0	1
10/31/2025	North Carolina	L 10-27	3	2	10	1	1	0	1	1	1	0	0	0	0	1
11/08/2025	Miami (FL)	L 10-38	4	4	24	3	2	1	1	1	1	0	0	0	0	0
Totals 34 of 38 (89.5%)			38	34	194	23	10	13	11	11	11	1	1	0	0	2

SUPERLATIVES

Syracuse Team Highs

RUSHES	44	vs Tennessee (N) (08/30/2025)
YARDS RUSHING	173	Colgate (09/12/2025)
YARDS PER RUSH	4.9	Colgate (09/12/2025)
TD RUSHES	3	Colgate (09/12/2025)
	3	vs Tennessee (N) (08/30/2025)
PASS ATTEMPTS	54	UConn (09/06/2025)
PASS COMPLETIONS	34	UConn (09/06/2025)
YARDS PASSING	447	Colgate (09/12/2025)
YARDS PER PASS	12.1	Colgate (09/12/2025)
TD PASSES	6	Colgate (09/12/2025)
TOTAL PLAYS	84	vs Tennessee (N) (08/30/2025)
TOTAL OFFENSE	620	Colgate (09/12/2025)
YARDS PER PLAY	8.6	Colgate (09/12/2025)
POINTS	66	Colgate (09/12/2025)
SACKS BY	7	Pittsburgh (10/18/2025)
FIRST DOWNS	32	Colgate (09/12/2025)
PENALTIES	12	Pittsburgh (10/18/2025)
PENALTY YARDS	107	Pittsburgh (10/18/2025)
TURNOVERS	3	at Miami (FL) (11/08/2025)
	3	Pittsburgh (10/18/2025)
	3	at SMU (10/04/2025)
	3	Duke (09/27/2025)
PUNTS	7	Pittsburgh (10/18/2025)
	7	at Clemson (09/20/2025)
PUNTING AVG	64.0	Colgate (09/12/2025)
LONG PUNT	64	Colgate (09/12/2025)
PUNTS INSIDE 20	5	at Clemson (09/20/2025)
LONG PUNT RETURN	19	North Carolina (10/31/2025)

Syracuse Individual Highs

RUSHES	23	Yasin Willis vs Tennessee (N) (08/30/2025)
YARDS RUSHING	94	Yasin Willis at Clemson (09/20/2025)
TD RUSHES	3	Yasin Willis vs Tennessee (N) (08/30/2025)
LONG RUSH	41	Yasin Willis at Georgia Tech (10/25/2025)
PASS ATTEMPTS	54	Steve Angeli vs UConn (09/06/2025)
PASS COMPLETIONS	34	Steve Angeli vs UConn (09/06/2025)
YARDS PASSING	416	Steve Angeli vs UConn (09/06/2025)
TD PASSES	5	Steve Angeli vs Colgate (09/12/2025)
LONG PASS	59	Steve Angeli at Clemson (09/20/2025)
RECEPTIONS	7	Johntay Cook II at SMU (10/04/2025)
	7	Dan Villari vs UConn (09/06/2025)
YARDS RECEIVING	152	Darrell Gill Jr. vs Colgate (09/12/2025)
TD RECEPTIONS	2	Justus Ross-Simmons at Clemson (09/20/2025)
	2	Darrell Gill Jr. vs Colgate (09/12/2025)
	2	Justus Ross-Simmons vs UConn (09/06/2025)
LONG RECEPTION	59	Johntay Cook II at Clemson (09/20/2025)
PUNTS	7	Jack Stonehouse vs Pittsburgh (10/18/2025)
PUNTING AVG	64.0	Jack Stonehouse vs Colgate (09/12/2025)
LONG PUNT	64	Jack Stonehouse vs Colgate (09/12/2025)
PUNTS INSIDE 20	4	Jack Stonehouse at Clemson (09/20/2025)
LONG PUNT RETURN	19	Demetres Samuel Jr. vs North Carolina (10/31/2025)
LONG KICKOFF RETURN	38	Tylik Hill vs Pittsburgh (10/18/2025)
TACKLES	10	Antoine Deslauriers vs Pittsburgh (10/18/2025)
SACKS	3	Kevin Jobity Jr. vs Pittsburgh (10/18/2025)
TACKLES FOR LOSS	3	Kevin Jobity Jr. vs Pittsburgh (10/18/2025)

Opponent Team Highs

RUSHES	43	North Carolina (10/31/2025)
	43	Pittsburgh (10/18/2025)
YARDS RUSHING	246	vs Tennessee (N) (08/30/2025)
YARDS PER RUSH	6.5	at Georgia Tech (10/25/2025)
TD RUSHES	3	Duke (09/27/2025)
PASS ATTEMPTS	61	at Clemson (09/20/2025)
PASS COMPLETIONS	37	at Clemson (09/20/2025)
YARDS PASSING	363	at Clemson (09/20/2025)
YARDS PER PASS	11.4	North Carolina (10/31/2025)
TD PASSES	4	at SMU (10/04/2025)
TOTAL PLAYS	83	at Clemson (09/20/2025)
	83	Colgate (09/12/2025)
TOTAL OFFENSE	543	at Georgia Tech (10/25/2025)
YARDS PER PLAY	8.0	at Georgia Tech (10/25/2025)
POINTS	45	vs Tennessee (N) (08/30/2025)
SACKS BY	7	at Miami (FL) (11/08/2025)
FIRST DOWNS	29	at Clemson (09/20/2025)
PENALTIES	13	Pittsburgh (10/18/2025)
PENALTY YARDS	109	Pittsburgh (10/18/2025)
TURNOVERS	3	Colgate (09/12/2025)
PUNTS	8	UConn (09/06/2025)
PUNTING AVG	59.5	at Georgia Tech (10/25/2025)
LONG PUNT	62	at Georgia Tech (10/25/2025)
PUNTS INSIDE 20	4	UConn (09/06/2025)
LONG PUNT RETURN	66	Pittsburgh (10/18/2025)

Opponent Individual Highs

RUSHES	21	Cam Edwards vs UConn (09/06/2025)
YARDS RUSHING	168	Nate Sheppard vs Duke (09/27/2025)
TD RUSHES	2	Haynes King at Georgia Tech (10/25/2025)
	2	Nate Sheppard vs Duke (09/27/2025)
LONG RUSH	49	Nate Sheppard vs Duke (09/27/2025)
PASS ATTEMPTS	60	Cade Klubnik at Clemson (09/20/2025)
PASS COMPLETIONS	37	Cade Klubnik at Clemson (09/20/2025)
YARDS PASSING	363	Cade Klubnik at Clemson (09/20/2025)
TD PASSES	4	Kevin Jennings at SMU (10/04/2025)
LONG PASS	73	Joey Aguilar vs Tennessee (N) (08/30/2025)
RECEPTIONS	11	Treyvhon Saunders vs Colgate (09/12/2025)
	11	Skyler Bell vs UConn (09/06/2025)
YARDS RECEIVING	116	Keelan Marion at Miami (FL) (11/08/2025)
TD RECEPTIONS	2	Josh Beetham at Georgia Tech (10/25/2025)
	2	Cooper Barkate vs Duke (09/27/2025)
	2	Bryant Wesco Jr. at Clemson (09/20/2025)
	2	Reed Swanson vs Colgate (09/12/2025)
LONG RECEPTION	73	Braylon Staley vs Tennessee (N) (08/30/2025)
FIELD GOALS	3	Trey Butkowski vs Pittsburgh (10/18/2025)
LONG FIELD GOALS	43	Rece Verhoff vs North Carolina (10/31/2025)
PUNTS	8	Connor Stutz vs UConn (09/06/2025)
PUNTING AVG	59.5	Marshall Nichols at Georgia Tech (10/25/2025)
LONG PUNT	62	Marshall Nichols at Georgia Tech (10/25/2025)
PUNTS INSIDE 20	4	Connor Stutz vs UConn (09/06/2025)
LONG PUNT RETURN	66	Kenny Johnson vs Pittsburgh (10/18/2025)
LONG KICKOFF RETURN	29	Adam Randall at Clemson (09/20/2025)
TACKLES	12	Elijah Hamilton vs Colgate (09/12/2025)
SACKS	2	Melkart Abou Jaoude vs North Carolina (10/31/2025)
TACKLES FOR LOSS	3.5	Akheem Mesidor at Miami (FL) (11/08/2025)
INTERCEPTIONS	1	Jakobe Thomas at Miami (FL) (11/08/2025)
	1	Keionte Scott at Miami (FL) (11/08/2025)
	1	Tamon Lynum vs Pittsburgh (10/18/2025)
	1	Kavir Bains vs Pittsburgh (10/18/2025)
	1	Cruce Brooks vs Pittsburgh (10/18/2025)
	1	Ahmaad Moses at SMU (10/04/2025)
	1	Brandon Miyazono at SMU (10/04/2025)
	1	Marcellus Barnes Jr. at SMU (10/04/2025)
	1	Caleb Weaver vs Duke (09/27/2025)
	1	Taytum Johnson vs Colgate (09/12/2025)
	1	D'Mon Brinson vs UConn (09/06/2025)
	1	Jeremiah Telander vs Tennessee (N) (08/30/2025)

THE LAST TIME

Syracuse ...

Scoring

Scored 70+ points:	70 vs. Rutgers (70-14), 1998
Scored 60-69 points:	66 vs. Colgate (66-24), 2025
Scored 50-59 points:	52, vs. Washington State (52-35), 2024
Allowed 70+ points:	76, at Pittsburgh (61-76), 2016
Allowed 60-69 points:	63, at Maryland (20-63), 2019
Allowed 50-59 points:	56, Louisville (56-34), 2019
Was held scoreless:	vs. South Florida (0-45), 2023
Was held scoreless through halftime:	at Miami (10-38), 2025
Was held scoreless through three quarters:	vs. South Florida (0-45), 2023
Held opponent scoreless:	vs. Colgate (65-0), 2023
Held opponent scoreless through halftime:	vs. Colgate (37-0), 2023
Held opponent scoreless through three quarters:	vs. Colgate (65-0), 2023
Did not score a touchdown:	vs. Duke, 2025
Did not score an offensive touchdown:	vs. North Carolina, 2025
Held opponent without a touchdown:	vs. Colgate (65-0), 2023
Held opponent without an offensive touchdown:	vs. Colgate (65-0), 2023
Held an opponent without a touchdown in a half:	vs. Colgate (first), 2025
Scored TD on first play from scrimmage:	Andrew Robinson 79 yd. pass to Taj Smith at Louisville, 2007
Allowed TD on first play from scrimmage:	DeShone Kizer 79 yd. pass to Equanimeous St. Brown, Notre Dame, 2016
Scored TD in final two minutes to win:	vs. Purdue (32-29), 2022
Allowed TD in final two minutes to lose:	at Clemson (23-27), 2018
Won by going for two points:	vs. North Carolina (49-47 3OT), 2003
Lost when opponent went for two points:	vs. NC State (31-32, OT), 1997
Kicked a game-winning FG in the final two minutes:	vs. Virginia (22-20), 2022
Allowed a game-winning FG in the final two minutes:	vs. Stanford (24-26), 2024
Tied the game in the last two minutes:	vs. Virginia Tech (31-31), 2024(TD)
Allowed opponent to tie the game in the last two minutes:	vs. UConn (20-20), 2025 (FG)
Scored a two-point conversion:	vs. UConn, 2025
Missed a two-point conversion:	at Georgia Tech, 2025

Rushing

Had 60+ rushing attempts:	66 vs. Pittsburgh, 2023
Had 50-59 rushing attempts:	58 vs. Wake Forest, 2023
Rushed for 400+ yards:	415 vs. Pittsburgh, 1994
Rushed for 300-399 yards:	392 vs. Pittsburgh, 2023
Rushed for 200-299 yards:	244 vs. Wake Forest, 2023
Rushed for less than 100 yards:	76 vs. Pittsburgh, 2025
Rushed for negative yards:	-15 vs. Cincinnati, 2007
Scored six rushing TDs:	vs. Albany, 2021
Scored seven rushing TDs:	vs. Rutgers, 2000
Scored eight rushing TDs:	vs. Rutgers, 1998
Two players rushed for 100+ yards:	Sean Tucker (232) and LeQuint Allen (112) vs. Wagner, 2022
Three players rushed for 100+ yards:	Dan Villari (154), Garrett Shrader (105) and LeQuint Allen (103) vs. Pittsburgh, 2023
Two players had multiple rushing TDs:	Sean Tucker (4), Garrett Shrader (2) vs. Albany, 2021

Passing

Passed for 400+ yards:	447 vs. Colgate, 2025
Passed for 300-399 yards:	380 vs. Miami, 2024
Passed for less than 100 yards:	39 vs. North Carolina, 2025
Attempted less than 10 passes:	9 vs. Pitt, 2023

Receiving

Two players with 10 catches:	Steve Ishmael (12), Ervin Philips (12) at Florida State, 2017
Two players with 100 receiving yards:	Darrell Gill Jr. (145), Jackson Meeks (110) vs. Washington State, 2024
Three players with 100 receiving yards:	Darrell Gill Jr. (185), Jackson Meeks (110), Oronde Gadsden (103) vs. UConn, 2024
Two players with multiple receiving TDs:	Oronde Gadsden II (2), Trebor Pena (2) vs. Washington State, 2024

Total Offense

Gained 600+ yards:	620 vs. Colgate, 2025
Gained 500-599 yards:	538 vs. UConn, 2024
Gained 400-499 yards:	433 at Clemson, 2025
Gained 100-199 yards:	152 vs. North Carolina, 2025
Gained less than 100 yards:	93 vs. Iowa, 1976
Had 100 or more total offense plays:	106 at Pittsburgh, 2016
Had 90 or more total offense plays:	93 at Pittsburgh, 2024

Turnovers

Did not commit a turnover:	at Clemson, 2025
Neither team committed a turnover:	vs. UConn, 2024
Committed four turnovers:	vs. South Florida (2 fumbles/2 INT), 2023
Committed five turnovers:	at Pittsburgh (5 INT), 2024
Committed six turnovers:	at Pittsburgh (4 fumbles/2 INT), 2011
Committed seven turnovers:	vs. USF (2 fumbles/5 INT), 2009
Committed eight turnovers:	vs. Wisconsin (7 fumbles/1 INT), 1972
Committed nine turnovers:	vs. West Virginia (5 fumbles/4 INT), 1973

Defense

Intercepted three passes:	vs. Georgia Tech, 2020
Intercepted four passes:	vs. Georgia Tech, 2020
Intercepted five passes:	vs. Tulane, 1999
Recovered four fumbles:	vs. West Virginia, 2005
Had 10+ tackles for loss:	13.0/45 vs. Pittsburgh, 2025
Had five or more sacks:	5.0/34 vs Boston College, 2021
Had six or more sacks:	6.0/31 vs. Liberty, 2021
Had seven or more sacks:	7.0/35 vs. Pittsburgh, 2025
Had eight sacks:	8.0/41 vs. Albany, 2021
Had nine sacks:	9.0/88 vs. Rutgers, 2009
Had no sacks:	vs. North Carolina, 2025
Neither team had a sack:	vs. Pittsburgh, 2023
Scored a safety:	David Omopariola at SMU, 2025
Scored a defensive two-point conversion:	Scoop Bradshaw vs. Wake Forest, 2017

Special Teams

Missed a PAT by kick:	Jackson Kennedy vs. Virginia Tech, 2024 (blocked)
Blocked a PAT by kick:	Caleb Okechukwu vs. Virginia, 2022
Did not punt:	vs. Wagner, 2022
Kicked a game-winning field goal with less than 1:00 left:	Andre Szmyt vs. Liberty, 2021, 35 yards with :01 left (24-21)
Kicked a game-winning field goal in OT:	Andre Szmyt vs. Wake Forest, 2019
Neither team kicked a field goal:	at Purdue, 2023

Overtime

Was involved in an overtime game:	vs. UConn (W, 27-20), 2025
Won in single overtime:	vs. UConn (W, 27-20), 2025
Lost in single overtime:	vs. Wake Forest (40-37), 2021
Won in double overtime:	vs. North Carolina (40-37), 2018
Lost in double overtime:	vs. Rutgers (16-19), 2011
Won in triple overtime:	at North Carolina (49-47), 2003
Lost in triple overtime:	at Virginia (38-44), 2015

Miscellaneous

Had 30+ first downs:	32 vs. Colgate, 2025
Had less than 10 first downs:	9 vs. South Florida, 2023
Was not penalized:	at West Virginia, 1957
Had 10 or more penalties:	12 vs. Pittsburgh, 2025
Had 120+ yards in penalties:	164 vs. Albany, 2021
Had more than 40 minutes of possession time:	41:12 at Pittsburgh, 2024
Had 35-40 minutes of possession time:	37:26 vs. UConn, 2024

An Opposing Team ...

Rushing

Had 60+ rushing attempts:	60, Clemson, 2022
Had 50-59 rushing attempts:	51, Boston College, 2024
Rushed for 400+ yards:	496, Boston College, 2019
Rushed for 300-399 yards:	313, Boston College, 2024
Rushed for 200-299 yards:	210, North Carolina, 2025
Rushed for less than 100 yards:	76, SMU, 2025
Rushed for zero yards:	Akron, 2009
Rushed for negative yards:	-4, Liberty, 2019
Scored six rushing TDs:	Maryland, 2019
Scored seven rushing TDs:	Louisville, 2016
Scored eight rushing TDs:	Nebraska, 1983
Two players rushed for 100+ yards:	Kye Robichaux (198), Jordan Mconald (133), Boston College, 2024
Two players had multiple rushing TDs:	AJ Dillon (3), David Bailey (2), Boston College, 2019

THE LAST TIME

Passing

Passed for 400+ yards:	442, North Carolina, 2023
Passed for 300-399 yards:	304, Georgia Tech, 2025
Passed for less than 100 yards:	65, Boston College, 2024
Attempted less than 10 passes:	6, Wagner, 2022

Receiving

Two players with 10+ catches:	Ben McCord (10), Devon Spalding (10), Central Michigan, 2015
Two players with 100+ receiving yards:	Reed Swanson (110),Treyvhon Saunders (107), Colgate, 2025
Three players with 100+ receiving yards:	Tabari Hines (124), Cam Serigne (119), Scotty Washington State (113), Wake Forest, 2017

Total Offense

Gained 600+ yards:	644, North Carolina, 2023
Gained 500-599 yards:	543, Georgia Tech, 2025
Gained 400-499 yards:	426, North Carolina, 2025
Gained 100-199 yards:	106, Colgate, 2023
Gained less than 100 yards:	50, Wagner, 2022

Turnovers

Did not commit a turnover:	Miami, 2025
Had four or more turnovers:	Pittsburgh (3 fumbles/1 INT), 2023
Had five or more turnovers:	Georgia Tech (1 fumble/4 INT), 2020
Had six or more turnovers:	Cincinnati (2 fumbles/4 INT), 2004
Had seven or more turnovers:	Pittsburgh (3 fumbles/4 INT), 1981
Had eight or more turnovers:	Indiana (3 fumbles/5 INT), 1971
Had nine turnovers:	Lafayette (8 fumbles/1 INT), 1951

Defense

Intercepted three passes:	Pittsburgh, 2025
Intercepted four passes:	Boston College, 2023
Intercepted five passes:	Pittsburgh, 2024
Recovered four fumbles:	Pittsburgh, 2011
Recovered five fumbles:	Rutgers, 2005
Had 10+ tackles for loss:	11.0/65, Miami, 2025
Had five or more sacks:	5.0/39, Tennessee, 2025
Had six or more sacks:	8.0/54, Virginia Tech, 2023
Had seven or more sacks:	7.0/53, Miami, 2025
Had eight or more sacks:	8.0/54, Virginia Tech, 2023
Had nine or more sacks:	9.0/60, Pittsburgh, 2019
Had 10 or more sacks:	11.0/89, Cincinnati, 2007
Had no sacks:	Colgate, 2025
Scored a safety:	Boston College, 2024
Scored a defensive two-point conversion:	Virginia Tech, 2021

Special Teams

Missed a PAT by kick:	Ben Freehill, Purdue, 2023
Blocked a PAT by kick:	Antwaun Powell-Ryland, Virginia Tech, 2024
Scored a two-point conversion:	Jack Endries, California, 2024
Missed a two-point conversion:	Wake Forest, 2023
Missed multiple two-point conversions:	NC State (2), 2020
Did not punt:	West Virginia, 1993
Kicked a game-winning field goal with less than 1:00 left:	Emmet Kenney, Stanford 2024, 39 yds, 0:00, 26-24
Kicked a game-winning field goal in OT:	San San Te, Rutgers, 2011

Miscellaneous

Had 30+ first downs:	33, North Carolina, 2023
Had less than 10 first downs:	8, Holy Cross, 2024
Was not penalized:	Georgia Tech, 2013
Had 10 or more penalties:	13, Pittsburgh, 2025
Had 120+ yards in penalties:	127, Purdue, 2023
Had more than 40 minutes of possession time:	42:16, Boston College, 2023
Had 35-40 minutes of possession time:	35:29, North Carolina, 2025

A Syracuse Player ...

Rushing

Had 30 carries:	32, LeQuint Allen vs. Wake Forest, 2023
Rushed for 200+ yards:	232, Sean Tucker vs. Wagner, 2022
Rushed for 150-199 yards:	154, Dan Villari vs. Pittsburgh, 2023
Rushed for 100-149 yards:	120, LeQuint Allen vs. Washington State, 2024
Quarterback rushed for 200+ yards:	200, Eric Dungey at Western Michigan, 2018
Quarterback rushed for 100+ yards:	105, Garrett Shrader vs. Pittsburgh, 2023
Rushed for three TDs:	Yasin Willis vs. Tennessee, 2025
Rushed for four TDs:	Garrett Shrader at Purdue, 2023
Rushed for five TDs:	Walter Reyes vs. Notre Dame, 2003
Rushed for six TDs:	Jim Brown vs. Colgate, 1956
Had a 60 to 69-yard run:	61, Nykeim Johnson, 2020
Had a 70 to 79-yard run:	74, Eric Dungey vs. Central Michigan, 2017
Had a 80 to 89-yard run:	80, Cooper Lutz at Notre Dame, 2020
Had a 90 to 99-yard run:	90, LeQuint Allen vs. Wagner, 2022

Passing

Passed for 400+ yards:	416, Steve Angeli vs. UConn, 2025
Passed for 300-399 yards:	382, Steve Angeli vs. Colgate, 2025
Attempted 60+ passes:	64, Kyle McCord at Pittsburgh, 2024
Attempted 50-59 passes:	54, Steve Angeli vs. UConn, 2025
Attempted 40-49 passes:	45, Rickie Collins at SMU, 2025
Completed 40+ passes:	40, Kyle McCord at UNLV 2024
Completed 30-39 passes:	34, Steve Angeli vs. UConn, 2025
Threw three or more TD passes:	3, Kyle McCord vs. Miami, 2024
Threw four or more TD passes:	4, Kyle McCord vs. Holy Cross, 2024
Threw five TD passes:	5, Steve Angeli vs. Colgate, 2025
Completed a 60 to 69-yard pass:	62 (TD), Garrett Shrader to Trebor Pena vs. Clemson, 2021
Completed a 70 to 79-yard pass:	72 (TD), Garrett Shrader to Sean Tucker vs. Albany, 2021
Completed an 80 to 89-yard pass:	86 (TD), Garrett Shrader to Donovan Brown vs. Western Michigan, 2023
Completed a 90 to 100-yard pass:	94 (TD), Clayton Welch to Taj Harris vs. Pittsburgh, 2019

Receiving

Had 10+ catches:	11, Oronde Gadsden II vs. UConn, 2024
Had 100+ receiving yards:	113, Johnntay Cook at Clemson , 2025
Had 150+ receiving yards:	152, Darrell Gill Jr. vs. Colgate, 2025
Had 200+ receiving yards:	270, Amba Etta-Tawo at UConn, 2016
Had consecutive 100-yard receiving games:	Oronde Gadsden II vs. UConn, at California, at Boston College, 2024
Had three straight 100-yard receiving games:	Jackson Meeks vs. UConn, vs. Miami, vs. Washington State, 2024
Had four straight 100-yard receiving games:	Steve Ishmael vs. Middle Tennessee, vs. Central Michigan, at LSU, at NC State, 2017
Had five straight 100-yard receiving games:	Steve Ishmael vs. Central Connecticut State, vs. Middle Tennessee, vs. Central Michigan, at LSU, at NC State, 2017
Had consecutive 150-yard receiving games:	Alec Lemon vs. Louisville, at Missouri, 2012
Caught two TDs:	Justus Ross-Simmons at Clemson, 2025
Caught three or more TDs:	5, Amba Etta-Tawo at Pittsburgh, 2016
Caught four or more TDs:	5, Amba Etta-Tawo at Pittsburgh, 2016
Caught five TDs:	Amba Etta-Tawo at Pittsburgh, 2016

THE LAST TIME

Defense

Had two or more interceptions:	2, Andre Cisco vs. Wagner, 2018
Returned an interception for a TD:	Jayden Bellamy (33 yards) vs. Holy Cross, 2024
Had two or more fumble recoveries:	2, Terry Lockett at Purdue, 2023
Returned a fumble for a TD:	Anwar Sparrow (51 yds) vs. North Carolina, 2025
Forced two or more fumbles:	2, Antoine Deslauriers at Clemson, 2025
Had 15+ tackles:	15, Mikel Jones vs. Notre Dame, 2022
Had four tackles for loss:	Fadil Diggs vs. Ohio, 2024
Had five tackles for loss:	Christian Ferrara vs. Notre Dame, 2003
Had six tackles for loss:	Brandon Sharpe vs. Pittsburgh, 2012
Had three sacks:	Kevin Jobity Jr. vs. Pittsburgh, 2025
Had four sacks:	Brandon Sharpe vs. Pittsburgh, 2012
Had more than four sacks:	4.5, Dwight Freeney vs. Virginia Tech, 2000

Special Teams

Made a 50-yard field goal:	54, Andre Szmyt vs. Notre Dame, 2022
Made four field goals:	Jackson Kennedy at California, 2024
Made five field goals:	Andre Szmyt vs. Virginia, 2022
Blocked a field goal:	Josh Black vs. Louisville, 2018
Recovered a blocked field goal for a TD:	Mike Holmes (57 yd. return) vs. Akron, 2010
Had a punt return TD:	Courtney Jackson (64 yds) vs. Boston College, 2021
Had a 50 to 59-yard punt return:	53, LeQuint Allen at Georgia Tech, 2023
Had a 60 to 69-yard punt return:	64 (TD), Courtney Jackson vs. Boston College, 2021
Had a 70 to 79-yard punt return:	74, Brisly Estime vs. Notre Dame, 2016
Had an 80 to 89-yard punt return:	85 (TD), Jamel Riddle vs. Auburn, 2002
Had a 90 to 100-yard punt return:	94 (TD), Marvin Harrison vs. Minnesota, 1995
Had a 60 to 69-yard punt:	64, Jack Stonehouse vs. Colgate, 2025
Had a 70 to 79-yard punt:	75, Riley Dixon vs. Clemson, 2013
Blocked a punt:	Denis Jaquez Jr., at North Carolina, 2023
Blocked two punts:	Anthony Smith vs. Buffalo, 2004
Returned a blocked punt for a TD:	Sean Riley blocked, Trill Williams recovered (2 yd ret.) vs. Wagner, 2018
Blocked a punt and returned it for a TD:	Anthony Smith (0 yds) vs. Buffalo, 2004
Had a kickoff return TD:	Trebor Pena (98 yds) vs. NC State, 2020
Returned the opening kickoff for a TD:	Kevin Johnson (100 yds) vs. Wisconsin, 1997
Had a 50 to 59-yard kickoff return:	53, Tylik Hill, at Georgia Tech, 2025
Had a 60 to 69-yard kickoff return:	64, Sean Riley vs. Central Michigan, 2017
Had a 70 to 79-yard kickoff return:	76, Kyle McIntosh vs. Tennessee, 1998
Had an 80 to 89-yard kickoff return:	89 (TD), Kevin Johnson vs. Wisconsin, 1997
Had an 90 to 100-yard kickoff return:	98 (TD), Trebor Pena vs. NC State, 2020

An Opposing Player ...

Rushing

Had 30 carries:	30, Deon Jackson, Duke, 2020
Rushed for 200+ yards:	203, Anthony Tyus III, Ohio, 2024
Rushed for 150-199 yards:	168, Nate Sheppard, Duke, 2025
Rushed for 100-149 yards:	101, Demon June, North Carolina, 2025
Quarterback rushed for 100+ yards:	124, Jordan Travis, Florida State, 2021
Rushed for three or more TDs:	3, Malachi Thomas, Virginia Tech, 2021
Rushed for four TDs:	Cam Akers, Florida State, 2019
Had a 60 to 69-yard run:	65, Treshaun Ward, Florida State, 2021
Had a 70 to 79-yard run:	71 (TD), Cam Edwards, UConn, 2024
Had a 80 to 89-yard run:	87 (TD), Kain Colter, Northwestern, 2013
Had a 90 to 99-yard run:	94 (TD), Chris Tyree, Notre Dame, 2020

Passing

Passed for 400+ yards:	442, Drake Maye, North Carolina, 2023
Passed for 300-399 yards:	304, Haynes King, Georgia Tech, 2025
Attempted 60+ passes:	60, Cade Klubnik, Clemson, 2025
Attempted 50-59 passes:	56, Aidan O'Connell, Purdue, 2022
Attempted 40-49 passes:	43, Zevi Eckhaus, Washington State, 2024
Completed 40+ passes:	45, Brian Brohm, Louisville, 2007
Completed 30-39 passes:	37, Cade Klubnik, Clemson, 2025
Threw three or more TD passes:	3, Haynes King, Georgia Tech, 2025
Threw four or more TD passes:	4, Kevin Jennings, SMU, 2025
Threw five TD passes:	Malik Cunningham, Louisville, 2019
Threw six TD passes:	Matt Barkley, USC, 2012
Completed a 60 to 69-yard pass:	61 (TD), Carson Beck to Keelan Marion, Miami, 2025
Completed a 70 to 79-yard pass:	72 (TD), Gio Lopez to Demon June, North Carolina, 2025
Completed an 80 to 89-yard pass:	80 (TD), Bryson Daily to Noah Short, Army, 2023
Completed a 90 to 100-yard pass:	90 (TD), Malik Cunningham to Tutu Atwell, Louisville, 2019

Receiving

Had 10+ catches:	11, Treyvion Saunders, Colgate, 2025
Had 100-199 receiving yards:	116, Keelan Marion, Miami, 2025
Had 200+ receiving yards:	247, Kelvin Harmon, NC State, 2018
Caught two TDs:	Josh Beetham, Georgia Tech, 2025
Caught three TDs:	A.T. Perry, Wake Forest, 2022
Caught four TDs:	Ernest Wilford, Virginia Tech, 2002

Defense

Had two or more interceptions:	2, Elijah Jones, Boston College, 2023
Returned an interception for a TD:	Keionte Scott (38 yds), Miami, 2025
Had two or more fumble recoveries:	2, Will Harris, Boston College, 2017
Returned a fumble for a TD:	Colton Hood (22 yds), Tennessee, 2025
Forced two or more fumbles:	2, Ray Vinopal, Pittsburgh, 2014
Had 15+ tackles:	17, Hamsah Nasirildeen, Florida State, 2019
Had four or more tackles for loss:	5.5, Clelin Ferrell, Clemson, 2017
Had five or more tackles for loss:	5.5, Clelin Ferrell, Clemson, 2017
Had three sacks:	3.0, Louis Aceus, NC State, 2019
Had more than three sacks:	3.5 Clelin Ferrell, Clemson, 2017

Special Teams

Made a 50-yard field goal:	Ben Sauls (57), Pittsburgh, 2024
Made four field goals:	Noah Burnette, North Carolina, 2023
Made five field goals:	John Love, Virginia Tech, 2023
Blocked a field goal:	Colin Reynolds, Holy Cross, 2024
Blocked two field goals:	Kenny Iwebema, Iowa, 2007
Recovered a blocked field goal for a TD:	Duron Harmon (75 yd ret.) Rutgers, 2012
Had a punt return TD:	Kenny Johnson (66 yds), Pittsburgh, 2025
Had two punt return TDs:	DeAngelo Hall (58 yds, 60 yds), Virginia Tech, 2003
Had a 50 to 59-yard punt return:	51, Ricky White III, UNLV, 2024
Had a 60 to 69-yard punt return:	66 (TD) Kenny Johnson, Pittsburgh, 2025
Had a 70 to 79-yard punt return:	72, Keon Coleman, Florida State, 2023
Had an 80 to 89-yard punt return:	83 (TD), D'Ernest Johnson, USF, 2016
Had a 60 to 69-yard punt:	61, David Shanahan, Georgia Tech, 2024
Had a 70 to 79-yard punt:	72, Austin Parker, Duke, 2019
Blocked a punt:	Leon Neal Jr., Washington State, 2024
Blocked two punts:	Chase Anastasio, Notre Dame, 2005
Returned a blocked punt for a TD:	Leon Neal Jr. blocked, Josh Meredith recovered (12 yd ret.), Washington State, 2024
Had a kickoff return TD:	Zonovan Knight (97 yds), NC State, 2021
Returned the opening kickoff for a TD:	Myles Willis (97 yds), Boston College, 2014
Had a 50 to 59-yard kickoff return:	53, Michael Walker, Boston College, 2018
Had a 60 to 69-yard kickoff return:	64, Shane Tucker, Middle Tennessee, 2017
Had a 70 to 79-yard kickoff return:	72, Quentin Redding, Minnesota, 2022
Had an 80 to 89-yard kickoff return:	89 (TD), Myles Willis, Boston College, 2016
Had an 90 to 100-yard kickoff return:	97 (TD), Zonovan Knight, NC State, 2021