



CFP #24 Pitt vs CFP #10 Notre Dame

Nov. 15, 2025 • Noon

Acrisure Stadium (68,400/Natural Grass) • Pittsburgh, Pa.
ABC • 93.7 The Fan • Pitt Panthers Radio Network
PittsburghPanthers.com • @Pitt_FB

#24 PITT (7-2, 5-1 ACC)

DATE	OPPONENT (TV)	RESULT/TIME
Aug. 30	Duquesne (ACCN)	W, 61-9
Sept. 6	Central Michigan (ESPNU)	W, 45-17
Sept. 13	at West Virginia (ESPN)	L, 31-24 (OT)
Sept. 27	Louisville* (ESPN2)	L, 34-27
Oct. 4	Boston College* (ACCN)	W, 48-7
Oct. 11	at Florida State* (ESPN)	W, 34-31
Oct. 18	at Syracuse* (ACCN)	W, 30-13
Oct. 25	NC State* (ACCN) (HC)	W, 53-34
Nov. 1	at Stanford* (ACCN)	W, 35-20
Nov. 15	Notre Dame (ABC)	Noon
Nov. 22	at Georgia Tech*	TBA
Nov. 29	Miami*	TBA

*ACC game (HC) Homecoming

#10 NOTRE DAME (7-2)

DATE	OPPONENT	RESULT/TIME
Aug. 31 (Sun)	at Miami	L, 27-24
Sept. 13	Texas A&M	L, 41-40
Sept. 20	Purdue	W, 56-30
Sept. 27	at Arkansas	W, 56-13
Oct. 4	Boise State	W, 28-7
Oct. 11	NC State	W, 36-7
Oct. 18	USC	W, 34-24
Nov. 1	at Boston College	W, 25-10
Nov. 8	Navy	W, 49-10
Nov. 15	at Pitt	Noon
Nov. 22	Syracuse	3:30 P.M.
Nov. 29	at Stanford	TBA

BROADCAST INFORMATION

National Television • ABC
Joe Tessitore (play-by-play)
Jesse Palmer (analyst)
Katie George (reporter)

93.7 The Fan & Pitt Radio Network (937thefan.radio.com)
Bill Hillgrove (play-by-play)
Pat Bostick (analyst)
Dorin Dickerson and Larry Richert (reporters)

SiriusXM Satellite Radio
SiriusXM 84 and on the SiriusXM App

WPTS Radio (Pitt Student Station) • 92.1 FM

GAME STORYLINES

- In a series rich in history and tradition, CFP No. 24 Pitt and CFP No. 10 Notre Dame meet for the 74th time—and for the first time in Pittsburgh since 2020. The game will mark the first Top-25 matchup hosted by the Panthers in the College Football Playoff era.
- ESPN's College GameDay Built by The Home Depot is returning to Pittsburgh for the game, broadcasting live from the North Shore from 9 a.m. to noon. The visit marks GameDay's fourth all-time stop in Pittsburgh and first since 2022. ACC Network's ACC Huddle will also broadcast live from Pittsburgh that morning.
- The contest will also feature Aaron Donald's return to Acrisure Stadium, as the future first-ballot Pro Football Hall of Famer will have his No. 97 jersey retired at halftime.
- Ten of the past 14 meetings between Pitt and Notre Dame have been decided by single digits. The Panthers last defeated the Irish in 2013, a 28-21 victory in Pittsburgh.
- Both teams enter the contest riding significant win streaks—Pitt having won each of its past five games, while Notre Dame has won seven straight.
- The Panthers are coming off a bye week following a 35-20 road victory at Stanford in Week 10.
- In that game, Pitt's defense held the Cardinal to minus-10 rushing yards—the lowest total allowed in Pat Narduzzi's 11 years as head coach—and just the fourth time the Panthers have held an opponent to negative rushing yards under his tenure.
- The Pitt defense also recorded five sacks and forced three interceptions, each for the second time this season.
- Linebacker Kyle Louis anchored the unit with a team-high 11 tackles, one interception, and two pass breakups. He was the only ACC player last week to record at least 11 tackles, one interception, and two breakups in a single game. His second-quarter interception marked the sixth of his career and second of the 2025 season, continuing his all-conference-caliber play as the leader of Pitt's linebacking corps.
- True freshman quarterback Mason Heintschel continued his stellar debut campaign, completing 23 passes for 304 yards and three touchdowns while adding 21 rushing yards in his fifth career start. Heintschel has now thrown at least three touchdown passes in three of the past five games and surpassed 300 passing yards in four of those five. He became the first true freshman since Jameis Winston (2013) to record at least three touchdown passes and 300 passing yards in three of his first six career games. Heintschel is tied for the second-most such performances by a true freshman since 2000, joining Luke McCown and Philip Rivers. Impressively, he has led Pitt to a touchdown on the opening drive in each of his first five starts. For the season, Heintschel has totaled 1,547 passing yards and 12 touchdowns.

PITT-NOTRE DAME HISTORY IN BRIEF

Series Began: 1909

Series Overall: ND leads 51-21-1

At Pittsburgh: ND leads 28-11-1

At Notre Dame: ND leads 23-10

At Neutral Sites: DNA

Overtime Games: Series tied, 1-1

Last Meeting at Pitt: Oct. 24, 2020
(Notre Dame 45, Pitt 3)

Last Meeting (at ND): Oct. 28, 2023
(Notre Dame 58, Pitt 7)

Current Series Win Streak:

Notre Dame has won 4

Longest Pitt Series Win Streak:
3 games (three times, last 1983, '86-87)

Longest Notre Dame Series Win Streak:
11 games (1964-74)

Largest Pitt Victory Margin:
26 points (26-0, 1936)

Largest Notre Dame Victory Margin:
58 points (58-0, 1944)

THE COACHES

Pitt Coach Pat Narduzzi

Overall (season): 79-58 (11th)

At Pitt (season): same

Alma Mater: Rhode Island, 1990

Record vs. Notre Dame: 0-4

Notre Dame Coach Marcus Freeman

Overall (season): 40-12 (fourth)

At Notre Dame (season): same

Alma Mater: Ohio State, 2007

Record vs. Pitt: 1-0

PITT FOOTBALL MEDIA INFORMATION



NOTRE DAME WEEK SCHEDULE

SUNDAY	MONDAY	TUESDAY	WEDNESDAY	THURSDAY	FRIDAY	SATURDAY
9 No scheduled media opportunities	10 Pat Narduzzi Press Conference Noon ET	11 Practice Window 9:10 a.m. ET Interviews 11:15 a.m. ET	12 Interviews 11:30 a.m. ET Narduzzi Radio Show 93.7 The Fan 6-7 p.m. ET	13 Final Narduzzi Press Brief 1 p.m. Inside Pitt Football with Pat Narduzzi WTAE-TV 6 and 11 p.m.	14 No scheduled media opportunities	15 Pitt vs. Notre Dame Noon ET ABC 93.7 The Fan

PITT FOOTBALL MEDIA CONTACTS

Mike Annarella, Football Communications Director
(primary contact)

Annarella e-mail: mannarella@athletics.pitt.edu

Dominic Pasquale, Assistant Director

(secondary contact)

Pasquale e-mail: dpasquale@athletics.pitt.edu

Cassie Smith, Communications Operations Director

(operations and credentials contact)

Smith e-mail: csmith@athletics.pitt.edu

PITT ATHLETIC COMMUNICATIONS PHONE NUMBERS

Pitt Athletic Communications Office: (412) 648-8240

Press Box: (412) 697-7198

Pitt Football Office: (412) 648-8700

PITT FOOTBALL ON THE WEB

Official Pitt Site: PittsburghPanthers.com

Media Info: collegepressbox.com

Pitt Football 'X' / Instagram: @Pitt_FB

Pitt YouTube Page: YouTube.com/pittlivewire

PITT ATHLETIC COMMUNICATIONS ADDRESS

University of Pittsburgh
Athletic Communications
Petersen Events Center
3719 Terrace Street
Pittsburgh, PA 15261

PITT PRACTICE FACILITY ADDRESS

Pitt Football Office
UPMC Rooney Sports Complex
3450 South Water Street
Pittsburgh PA 15203

ACC COMMUNICATIONS CONTACTS

Amy Yakola, Deputy Commissioner
(chief of external affairs)

Yakola e-mail: ayakola@theacc.org

Kevin Davis, Senior Associate Commissioner
(communications)

Davis e-mail: kdavis@theacc.org

ACC Communications Phone: (336) 854-8787

ACC FOOTBALL ON THE WEB

Official ACC Site: theacc.com

Media Info: collegepressbox.com

ACC Football 'X': @ACCFootball

ACC YouTube Page: YouTube.com/ACCDigitalNetwork

WEEKLY PRESS CONFERENCE

Pat Narduzzi conducts his game week press conferences on Mondays at noon. The conferences are held at the UPMC Rooney Sports Complex. A transcript and video will be posted later that afternoon at PittsburghPanthers.com. Archived video from Coach Narduzzi press conferences can also be viewed at YouTube.com/pittlivewire.

PITT PRACTICE COVERAGE

On designated days, the initial 30 minutes of Pitt football practice are open to the media for observation. The duration of the workout is closed. Reporters should contact Mike Annarella in advance for times and proper clearance. All practices are held at the UPMC Rooney Sports Complex.

PITT WEEKLY INTERVIEWS

All interviews must be arranged through the communications office. Select players and assistant coaches are typically available for post-practice media sessions on Tuesdays and Wednesdays. In addition to his Monday press conferences, Coach Narduzzi hosts a media briefing on Thursdays of game weeks.

PITT MEDIA CREDENTIALS

Pitt home game credentials should be requested via sportssystems.com/pitt. Direct questions about credential registration to Cassie Smith (csmith@athletics.pitt.edu).

COLLEGEPRESSBOX.COM

The official media website for Division I football is collegepressbox.com. Download game notes, quotes, statistics, media guides, headshots and logos for all FBS schools, conferences, postseason games, awards and the College Football Playoff. For access, please register at collegepressbox.com/register.

COACHES GAME DAY LOCATIONS

Pat Narduzzi, Head Coach: FIELD

Cory Sanders, AHC/S: BOOTH

Kade Bell, OC/QB: FIELD

Randy Bates, DC: BOOTH

Jacob Bronowski, STC/TE: FIELD

Archie Collins, CB: FIELD

Tim Daoust, DL: FIELD

Jeremy Darveau, OL: FIELD

Lindsey Lamar, RB: BOOTH

JJ Laster, WR: FIELD

Ryan Manalac, LB: FIELD

PRONUNCIATION GUIDE

Ryan Baer (Bear)

Kavir Bains-Marquez (kuh-VEER BAYNZ mar-KEZ)

Jayden Bonsu (BAHN-soo)

Francis Brewu (brew-woo)

Luke DelGaudio (Dell-GAWD-ee-oh)

Akram Elnagmi (Ah-KRAHM el-NAHG-mee)

Emory Fluhr (FLUR)

Juelz Goff (joo-elz)

Keith Gouveia (GOO-VAY-UH)

Maverick Gracio (grah-SEE-oh)

Josh Guerrier (guer-ri-er)

Mason Heintschel (HINE-schel)

Cataurus "Blue" Hicks (prefers "Blue")

Eli Holstein (hol-STEEN)

Adam Howanitz (HOW-uh-nits)

Abe Ibrahim (ee-brah-HEEM)

Censere Lee (SIN-seer)

Tamon Lynam (tah-mun lie-num)

Jeremiah Marcelin (mar-sa-lin)

Tai Ray (tie)

Deuce Spann (sounds like "span")

Kaemon Tijerina (KAY-mon

TEE-he-REE-na)

Ja'Kyrian Turner (jah-KY-ree-an)

Nilay Upadhyaula (KNEE-lay oo-pah-dee-yah-you-lah; prefers "oo-pah")

Raphael "Poppi" Williams Jr. (prefers "Poppi")

Zach Zollers (ZALL-ers)

OFFENSE

Quarterback

- 6 MASON HEINTSCHEL (FR, 6-2, 215)**
 10 Eli Holstein (SO*, 6-4, 225)
 9 Cole Gonzales (SR, 6-0, 200)

Running Back

- 0 DESMOND REID (SR, 5-8, 175) OR**
8 JUELZ GOFF (FR*, 5-9, 195) OR
25 JA'KYRIAN TURNER (FR, 5-9, 180)
 35 Jalyynn Williams (SR+, 5-10, 210)
 30 Caleb Williams (SO*, 5-11, 205)

Wide Receiver

- 2 KENNY JOHNSON (JR, 6-1, 205)**
 23 Zion Fowler-El (SO*, 6-0, 190) or
 17 Tony Kinsler (FR, 5-11, 170)

Wide Receiver

- 5 RAPHAEL "POPPY" WILLIAMS JR. (SR*, 5-10, 165)**
 80 Bryce Yates (FR, 6-0, 180) or
 16 Jesse Anderson (SO*, 6-0, 180)

Wide Receiver

- 3 CATAURUS "BLUE" HICKS (SO*, 5-10, 175) OR**
7 DEUCE SPANN (SR+, 6-4, 210)
 84 Cam Sapp (FR, 5-10, 175)

Tight End

- 87 JAKE OVERMAN (SR+, 6-4, 240) OR**
82 MALACHI THOMAS (SO, 6-4, 240) OR
88 JUSTIN HOLMES (SR, 6-3, 245)

Left Tackle

- 78 JEFF PERSI (SR+, 6-8, 315)**
 53 Kendall Stanley (JR*, 6-5, 295)

Left Guard

- 71 RYAN CARRETTA (SO*, 6-5, 305)**
 77 Jackson Brown (JR*, 6-6, 310)

Center

- 56 LYNDON COOPER (SR*, 6-2, 315)**
 72 Isaiah Montgomery (JR*, 6-4, 305)
 71 Ryan Carretta (SO*, 6-5, 305)

Right Guard

- 55 BJ WILLIAMS (JR, 6-4, 320)**
 67 Tai Ray (SO*, 6-6, 325) or
 68 Torian Chester (FR, 6-4, 325)

Right Tackle

- 70 RYAN BAER (JR*, 6-7, 325)**
 51 Javani Cooley (FR*, 6-4, 295)

DEFENSE

Defensive End

- 10 BLAINE SPIRES (SR+, 6-3, 250) OR**
56 JAEDEN MOORE (SO*, 6-4, 240)
 45 Joey Zelinsky (SR+, 6-4, 250)
 6 Nate Temple (SR+, 6-4, 245)

Defensive Tackle

- 95 FRANCIS BREWU (SO, 6-1, 280) OR**
2 ISAAH NEAL (SO*, 6-2, 265)
 4 Jahsear Whittington (FR*, 6-0, 270)

Defensive Tackle

- 55 SEAN FITZSIMMONS (JR*, 6-3, 295) OR**
11 NICK JAMES (JR*, 6-2, 280)

Defensive End

- 44 JIMMY SCOTT (JR*, 6-3, 260)**
 39 Maverick Gracio (SO*, 6-4, 245)

Star Linebacker

- 9 KYLE LOUIS (JR*, 6-1, 220)**
 24 Cameron Lindsey (FR*, 6-0, 210)
 38 Emmanuel Taylor (FR, 6-1, 205)

Mike Linebacker

- 0 BRAYLAN LOVELACE (JR, 6-2, 220)**
 31 Nick Lapi (SR*, 6-2, 215)
 52 Abe Ibrahim (JR*, 6-1, 220)

Money Linebacker

- 3 RASHEEM BILES (JR, 6-1, 220)**
 31 Nick Lapi (SR*, 6-2, 215) or
 24 Cameron Lindsey (FR*, 6-0, 210)

Strong Safety

- 12 CRUCE BROOKINS (SO*, 6-2, 195)**
 14 Josh Guerrier (FR, 5-10, 175)

Free Safety

- 7 JAVON MCINTYRE (SR*, 6-1, 195)**
 23 Kavir Bains-Marquez (SR+, 5-10, 175)
 26 Allen Bryant (FR*, 6-0, 180)

Cornerback

- 8 TAMON LYNUM (SR+, 6-2, 190) OR**
28 SHAWN LEE JR. (FR, 5-10, 180)
 22 Zion Ferguson (FR*, 6-1, 175)

Cornerback

- 15 RASHAD BATTLE (SR+, 6-3, 195)**
 21 Shadarian Harrison (SO*, 6-1, 190)
 18 Rashan Murray (SR, 6-2, 180)

SPECIALISTS

Placekicker

- 93 TREY BUTKOWSKI (FR, 6-0, 170)**
 94 Sam Carpenter (SO*, 5-11, 195)

Punter

- 91 CALEB JUNKO (SR*, 6-1, 205)**
 92 Kaemon Tijerina (FR, 6-0, 220)

Holder

- 91 CALEB JUNKO (SR*, 6-1, 205)**
 92 Kaemon Tijerina (FR, 6-0, 220)

Long Snapper

- 47 NILAY UPADHYAYULA (SR*, 5-11, 225)**
 48 Nico Crawford (JR*, 6-2, 225)

Kickoff Returner

- 2 KENNY JOHNSON (JR, 6-1, 205)**
 7 Deuce Spann (SR+, 6-4, 210) or
 3 Cataurus "Blue" Hicks (SO*, 5-10, 175)

Punt Returner

- 0 DESMOND REID (SR, 5-8, 175) OR**
2 KENNY JOHNSON (JR, 6-1, 205)
 5 Raphael "Poppi" Williams Jr. (SR*, 5-10, 165)

Kickoffs

- 94 SAM CARPENTER (SO*, 5-11, 195)**
 93 Trey Butkowski (FR, 6-0, 170)

2025 PITT FOOTBALL ROSTERS



PITT NUMERICAL ROSTER

No.	Name	Pos.	Yr.	Ht.	Wt.	Hometown/High School/Last School
0	Desmond Reid*	RB	SR	5-8	175	Miami Gardens, FL/Miramar/Western Carolina
0(D)	Braylan Lovelace**	LB	JR	6-2	220	Leechburg, PA/Leechburg
2	Kenny Johnson**	WR	JR	6-1	205	York, PA/Dallastown
2(D)	Isaiah Neal*	DL	SO*	6-2	265	Washington, D.C./St. Frances Academy (MD)
3	Cataurus "Blue" Hicks	WR	SO*	5-10	175	Miami, FL/Miami Central/Louisville
3(D)	Rasheem Biles**	LB	JR	6-1	220	Columbus, OH/Pickerington Central
4	Jahsear Whittington	DL	FR*	6-0	270	Philadelphia, PA/Imhotep Charter
5	Raphael Williams Jr.*	WR	SR*	5-10	165	Ft. Lauderdale, FL/Dillard/San Diego State
5(D)	Zach Crothers	DL	FR*	6-4	260	Weston, FL/Chaminade-Madonna Prep
6	Mason Heintschel	QB	FR	6-2	215	Oregon, OH/Clay
6(D)	Nate Temple***	DL	SR+	6-4	245	Abbeville, SC/Abbeville
7	Deuce Spann	WR	SR+	6-4	210	St. Petersburg, FL/Lakewood/Florida State
7(D)	Javon McIntyre***	DB	SR*	6-1	195	Bear, DE/Imhotep Charter (PA)
8	Juelz Goff	RB	FR*	5-9	195	York, PA/Central York
8(D)	Tamon Lynam*	DB	SR+	6-2	190	Orlando, FL/Evans/Nebraska
9	Cole Gonzales	QB	SR	6-0	200	Gainesville, FL/Trinity Catholic/Oklahoma
9(D)	Kyle Louis**	LB	JR*	6-1	220	East Orange, NJ/East Orange Campus
10	Eli Holstein*	QB	SO*	6-4	225	Zachary, LA/Zachary/Alabama
10(D)	Blaine Spires	DL	SR+	6-3	250	Youngstown, OH/East/Utah State
11	Censere Lee*	WR	SR	5-11	165	Clearwater, FL/Clearwater/Western Carolina
11(D)	Nick James*	DL	JR*	6-2	280	Prattville, AL/IMG Academy (FL)/Indiana
12	Beau Jackson	QB	FR	6-3	220	West Bloomfield, MI/West Bloomfield
12(D)	Cruce Brookins*	DB	SO*	6-2	195	Pittsburgh, PA/Steel Valley
14	Benny Haselrig	WR	SO*	5-11	185	Pittsburgh, PA/Hampton
14(D)	Josh Guerrier	DB	FR	5-10	175	Ocoee, FL/Ocoee
15	Rashad Battle***	DB	SR+	6-3	195	Atlanta, GA/Creekside
16	David Lynch	QB	SO*	6-3	220	East Greenwich, RI/Bishop Hendricken/IMG (FL)
16(D)	Jesse Anderson*	WR	SO*	6-0	180	Fort Lauderdale, FL/Cardinal Gibbons
17	Tony Kinsler	WR	FR	5-11	170	Daytona Beach, FL/Spruce Creek
17(D)	Cole Woodson	DB	FR	6-1	205	Haymarket, VA/Battlefield
18	Rashan Murray	DB	SR	6-2	180	Pittsburgh, PA/Obama Academy/California U. (PA)
19	Jayden Bonsu	LB	SO*	6-2	210	Hillside, NJ/St. Peters Prep/Ohio State
20	Synkwan Smith	RB	FR	5-7	170	Roswell, GA/Roswell
20(D)	Davion Pritchard	DB	FR*	6-0	180	Youngstown, OH/Austintown Fitch
21	Shadarian Harrison*	DB	SO*	6-1	190	Lakeland, FL/Lakeland
22	Zion Ferguson	DB	FR*	6-1	175	Atlanta, GA/Gainesville
23	Zion Fowler-El	WR	SO*	6-0	190	Jersey City, NJ/St. Peter's Prep
23(D)	Kavir Bains-Marquez	DB	SR+	5-10	175	San Jose, CA/Valley Christian/UC Davis
24	Tyreek Robinson	WR	FR*	5-10	175	Shreveport, LA/Evangel Christian Academy
24(D)	Cameron Lindsey	LB	FR*	6-0	210	Aliquippa, PA/Aliquippa
25	Ja'Kyrian Turner	RB	FR	5-9	180	Wildwood, FL/South Sumter
26	Allen Bryant	DB	FR*	6-0	180	Pahokee, FL/St. Thomas Aquinas
27	Jaylin Brown	RB	FR	5-10	190	Orlando, FL/Lake Nona
27(D)	Nigel Maynard	DB	FR*	5-11	180	Smyrna, TN/Stewarts Creek
28	Justin Cook	RB	SR	5-10	175	Harrisburg, PA/Harrisburg/East Stroudsburg
28(D)	Shawn Lee Jr.	DB	FR	5-10	180	Harrisburg, PA/Milford Academy (NY)
29(D)	Luke DelGaudio*	LB	SR+	6-2	215	Shavertown, PA/Dallas
30	Caleb Williams*	RB	SO*	5-11	205	Pittsburgh, PA/Montour
30(D)	John Wetzel	LB	FR	5-11	190	Latrobe, PA/Greater Latrobe
31	Nick Lapi***	LB	SR*	6-2	215	Upper Saddle River, NJ/Northern Highlands
32	Truitt Brown	TE	FR*	6-4	230	Tampa, FL/Sickles
32(D)	Jeremiah Marcelin*	LB	SO	6-2	230	Opa-locka, FL/Miami Norland
34	Derrick Davis Jr.**	RB	SR*	6-0	210	Pittsburgh, PA/Gateway/LSU
35	Jalynn Williams	RB	SR+	5-10	210	St. Petersburg, FL/St. Petersburg/Western Carolina
35(D)	Juju Anderson	DL	FR	6-4	230	Orlando, FL/Blair Academy (NJ)
36	Emory Fluhr	LB	FR	6-1	200	Willow Street, PA/Lampeter-Strasburg
37	Davin Brewton	LB	FR*	6-0	230	Neptune, NJ/Red Bank Catholic
38	Emmanuel Taylor	LB	FR	6-1	205	Virginia Beach, VA/Green Run
39	Maverick Gracio	DL	SO*	6-4	245	West Palm Beach, FL/Cardinal Newman

PITT ALPHABETICAL ROSTER

No.	Name	Pos.
40	Amah Agwu	WR
85	Josh Altsman	TE
48	Matthew Amofa	DB
16(D)	Jesse Anderson*	WR
35	Juju Anderson	DL
70	Ryan Baer**	OL
23(D)	Kavir Bains-Marquez	DB
63	Ty Banco	OL
15	Rashad Battle***	DB
3(D)	Rasheem Biles**	LB
19	Jayden Bonsu	LB
37	Davin Brewton	LB
95	Francis Brewu*	DL
12(D)	Cruce Brookins*	DB
77	Jackson Brown*	OL
27	Jaylin Brown	RB
32	Truitt Brown	TE
26	Allen Bryant	DB
93	Trey Butkowski	PK
94	Sam Carpenter	PK
71	Ryan Carretta*	OL
68	Torian Chester	OL
50	Denim Cook	DL
28	Justin Cook	RB
51	Jiavani Cooley	OL
56	Lyndon Cooper*	OL
48(D)	Nico Crawford*	LS
5(D)	Zach Crothers	DL
34	Derrick Davis Jr.**	RB
29(D)	Luke DelGaudio*	LB
49(D)	Charlie Donehue	DL
96	Cade Dowd	P
60	Akram Elnagmi	OL
22	Zion Ferguson	WR
62	Jordan Fields	OL
55(D)	Sean FitzSimmons**	DL
36	Emory Fluhr	LB
51(D)	Drew Foster	LB
23	Zion Fowler-El	WR
8	Juelz Goff	RB
9	Cole Gonzales	QB
66	Keith Gouveia	OL
39	Maverick Gracio	DL
14(D)	Josh Guerrier	DB
21	Shadarian Harrison*	DB
14	Benny Haselrig	WR
6	Mason Heintschel	QB
3	Cataurus "Blue" Hicks	WR
76	Caleb Holmes	OL
88	Justin Holmes	TE
10	Eli Holstein*	QB
44	Adam Howanitz	TE
86	Max Hunt	TE
52(D)	Abe Ibrahim	LB
12	Beau Jackson	QB
11(D)	Nick James*	DL
2	Kenny Johnson**	WR
91	Caleb Junko***	P
66(D)	Ben Kauffman	DL
17	Tony Kinsler	WR
31	Nick Lapi***	LB

2025 PITT FOOTBALL ROSTERS



PITT NUMERICAL ROSTER CONTINUED

No.	Name	Pos.	Yr.	Ht.	Wt.	Hometown/High School/Last School
40	Amah Agwu	WR	FR*	6-3	195	Lynbrook, NY/Lynbrook
41	Jacob Sassic	WR	FR*	5-10	180	Pittsburgh, PA/Pittsburgh Central Catholic
43	Valdez Stuvaints	DB	FR	5-10	195	McKeesport, PA/McKeesport
44	Adam Howanitz	TE	SO*	6-4	235	Archbald, PA/Valley View
44(D)	Jimmy Scott**	DL	JR*	6-3	260	Buffalo, NY/St. Francis
45	Joey Zelinsky	DL	SR+	6-4	250	Cressona, PA/Blue Mountain/Eastern Michigan
46	Zach Zollers	DL	SO*	6-3	225	Royersford, PA/Spring-Ford
47	Caden Smith	WR	JR*	6-4	185	Murrysville, PA/Franklin Regional
47(D)	Nilay Upadhyayula*	LS	SR*	5-11	225	San Jose, CA/IMG Academy (FL)/Connecticut
48	Matthew Amofa	DB	JR*	5-10	180	Hillsborough, NJ/Hillsborough
48(D)	Nico Crawford*	LS	JR*	6-2	225	Dublin, OH/Dublin Scioto/Charlotte
49	Henry Searcy	LS	FR	6-3	185	Tallahassee, FL/Lawton Chiles
49(D)	Charlie Donehue	DL	FR	6-1	285	Powell, OH/Olentangy Liberty
50	Shep Turk	OL	FR	6-4	305	Jefferson Hills, PA/Thomas Jefferson
50(D)	Denim Cook	DL	FR	6-3	240	Columbus, OH/Bishop Hartley
51	Jiavani Cooley	OL	FR*	6-4	295	Erie, PA/Cathedral Prep
51(D)	Drew Foster	LB	JR*	6-2	220	Austin, TX/Hyde Park Baptist
52	Abe Ibrahim	LB	JR*	6-1	220	Carnegie, PA/Chartiers Valley
53	Kendall Stanley	OL	JR*	6-5	295	Albany, GA/Rocky River (NC)/Charlotte
54	Justin Thompson	LB	FR	6-2	235	Bowie, MD/Good Counsel
55	BJ Williams**	OL	JR	6-4	320	Lawrenceville, GA/Creekside
55(D)	Sean FitzSimmons**	DL	JR*	6-3	295	Monaca, PA/Central Valley
56	Lyndon Cooper*	OL	SR*	6-2	315	Atlanta, GA/Carrollton/NC State
56(D)	Jaeden Moore	DL	SO*	6-4	240	Hanford, CA/Central Valley Christian/Oregon
57	Cam Rosinsky	DL	SO*	6-1	240	Noblestown, PA/South Fayette
58	Mason Lindsay	OL	FR*	6-6	315	Hyattsville, MD/DeMatha Catholic
60	Akram Elnagmi	OL	FR	6-6	310	Bristol, UK/NFL Academy (UK)
62	Jordan Fields	OL	FR	6-4	260	Houston, TX/North Shore
63	Ty Banco	OL	SO*	6-1	325	Washington, PA/Trinity/Texas A&M
64	Josh Nindl	OL	FR	6-3	290	Gibsonia, PA/Pine-Richland
66	Keith Gouveia	OL	SR*	6-4	310	Stephens City, VA/Sherando/Richmond
66(D)	Ben Kauffman	DL	FR	6-3	220	Media, PA/Penncrest
67	Tai Ray	OL	SO*	6-6	325	Apopka, FL/Apopka
68	Torian Chester	OL	FR	6-4	325	Albany, GA/Westover
70	Ryan Baer**	OL	JR*	6-7	325	Eastlake, OH/North
71	Ryan Carretta*	OL	SO*	6-5	305	Galena, OH/St. Charles Prep
72	Isaiah Montgomery*	OL	JR*	6-4	305	Virginia Beach, VA/Landstown
76	Caleb Holmes	OL	FR*	6-3	300	Fairburn, GA/Creekside
77	Jackson Brown*	OL	JR*	6-6	310	Danville, CA/San Ramon Valley/California
78	Jeff Persi	OL	SR+	6-8	315	Mission Viejo, CA/J Serra Catholic/Michigan
80	Bryce Yates	WR	FR	6-0	180	Ettrick, VA/Matoaca
82	Malachi Thomas*	TE	SO	6-4	240	Thomasville, GA/Thomas County Central
84	Cam Sapp	WR	FR	5-10	175	Miami, FL/Miami Palmetto
85	Josh Altzman	TE	JR*	6-3	235	Zelienople, PA/Pittsburgh Central Catholic
86	Max Hunt	TE	FR	6-4	215	Tampa, FL/Plant
87	Jake Overman*	TE	SR+	6-4	240	Yorba Linda, CA/Servite/Oregon State
88	Justin Holmes	TE	SR	6-3	245	Kutztown, PA/Northwest Lehigh/Marshall
90	Trevor Sommers	DL	FR	6-2	270	Davie, FL/St. Thomas Aquinas
91	Caleb Junko***	P	SR*	6-1	205	Akron, OH/Hudson
92	Kaemon Tijerina	P	FR	6-0	220	Redford, MI/Redford Union
93	Trey Butkowski	PK	FR	6-0	170	Orlando, FL/Lake Nona
93(D)	Ty Yuhas	DL	FR*	6-3	280	Munhall, PA/Pittsburgh Central Catholic
94	Sam Carpenter	PK	SO*	5-11	195	Foxborough, MA/Foxborough
95	Francis Brewu*	DL	SO	6-1	280	Westerville, OH/Thomas Worthington
96	Cade Dowd	P	JR*	6-1	230	Baton Rouge, LA/CC Flour Bluff (TX)

* following name denotes letters earned
 * following class denotes redshirt season
 + following class denotes 'super senior'
 (D) denotes duplicate number

PITT ALPHABETICAL ROSTER CONTINUED

No.	Name	Pos.
11	Censere Lee*	WR
28	Shawn Lee Jr.	DB
58	Mason Lindsay	OL
24(D)	Cameron Lindsey	LB
9(D)	Kyle Louis**	LB
0(D)	Braylan Lovelace**	LB
16	David Lynch	QB
8(D)	Tamon Lynum*	DB
32	Jeremiah Marcelin*	LB
27(D)	Nigel Maynard	DB
7(D)	Javon McIntyre***	DB
72	Isaiah Montgomery*	OL
56(D)	Jaeden Moore	DL
18	Rashan Murray	DB
2(D)	Isaiah Neal*	DL
64	Josh Nindl	OL
87	Jake Overman*	TE
78	Jeff Persi	OL
20(D)	Davion Pritchard	DB
67	Tai Ray	OL
0	Desmond Reid*	RB
24	Tyreek Robinson	WR
57	Cam Rosinsky	DL
84	Cam Sapp	WR
41	Jacob Sassic	WR
44(D)	Jimmy Scott**	DL
49	Henry Searcy	LS
47	Caden Smith	WR
20	Synkwan Smith	RB
7	Deuce Spann	WR
10(D)	Blaine Spires	DL
53	Kendall Stanley	OL
43	Valdez Stuvaints	DB
38	Emmanuel Taylor	LB
6	Nate Temple***	DL
82	Malachi Thomas*	TE
54(D)	Justin Thompson	LB
92	Kaemon Tijerina	P
50	Shep Turk	OL
25	Ja'Kyrian Turner	RB
47(D)	Nilay Upadhyayula*	LS
30(D)	John Wetzel	LB
4	Jahsear Whittington	DL
55	BJ Williams**	OL
30	Caleb Williams*	RB
35	Jalynn Williams	RB
5	Raphael Williams Jr.*	WR
17(D)	Cole Woodson	DB
80	Bryce Yates	WR
93	Ty Yuhas	DL
45	Joey Zelinsky	DL
46	Zach Zollers	DL

* denotes letters earned
 (D) denotes duplicate number

PAT NARDUZZI: CHRIS BICKELL '97 HEAD FOOTBALL COACH



PERSONAL INFORMATION

Born: April 22, 1966

Hometown: Youngstown, Ohio

Alma Mater: Rhode Island, 1990

Family: Narduzzi and his wife, Donna, have four children: Arianna, Christina, Patrick and Isabella.

COLLEGE PLAYING EXPERIENCE

Rhode Island, three-year starter at linebacker (1987-89).

Youngstown State, starter at linebacker (1985).

COACHING EXPERIENCE

Miami (Ohio), 1990-91, graduate assistant; 1992, wide receivers.

Rhode Island, 1993-97, linebackers; 1998-99, defensive coordinator.

Northern Illinois, 2000-02, linebackers.

Miami (Ohio), 2003, defensive coordinator.

Cincinnati, 2004-06, defensive coordinator.

Michigan State, 2007-14, defensive coordinator; 2013-14, assistant head coach.

Pitt, 2015-present, head coach.

NARDUZZI YEAR-BY-YEAR AT PITT

Year	W-L	ACC	Bowl
2015	8-5	6-2	Military
2016	8-5	5-3	Pinstripe
2017	5-7	3-5	
2018	7-7	6-2*	Sun
2019	8-5	4-4	Quick Lane (W)
2020	6-5	5-5	
2021	11-3	7-1**	Peach
2022	9-4	5-3	Sun (W)
2023	3-9	2-6	
2024	7-5	3-5	GameAbove Sports
2025	7-2	5-1	
Total	77-58	51-37	

* Coastal Division champions

**ACC champions

- The 2025 season marks Pat Narduzzi's 11th as Pitt's Chris Bickell '97 Head Football Coach. During his tenure, Narduzzi has led the Panthers to an ACC championship (2021) and two ACC Coastal Division titles (2018 and 2021).
- Narduzzi has compiled a 79-58 overall record. His 79 victories rank second all-time at Pitt, trailing only the legendary Jock Sutherland, who compiled 111 wins from 1924-38.
- From 2015-25, Narduzzi directed Pitt to 51 victories in ACC play, the conference's third-highest win total during that span, trailing only Clemson (74) and Miami (52).
- Over the 2021-22 seasons, Narduzzi directed the Panthers to a combined 20 wins. Pitt previously achieved 20 wins over a two-year span in 1981-82.
- In 2022, Pitt finished 9-4, including a stirring 37-35 win over nationally ranked UCLA in the Sun Bowl.
- Pitt finished 2022 in the national Top 25 for the second consecutive season, placing No. 22 in both major polls. It marked the first time since 1979-83 that Pitt earned Top 25 finishes in back-to-back years.
- In 2021, Narduzzi led Pitt to one of the most accomplished seasons in school history. The Panthers stormed to 11 victories—their most since 1981—and claimed their first outright conference title with a 45-21 triumph over Wake Forest in the ACC Championship Game.
- Pitt earned a No. 13 ranking in the final 2021 polls, its highest finish since 1982. Pitt placed No. 12 in the final College Football Playoff ratings, its highest ever.
- Narduzzi has coached 10 first team All-Americans at Pitt. In 2024, linebacker Kyle Louis was named a first team All-American by The Sporting News, the first Pitt sophomore defensive player to earn that distinction since the legendary Hugh Green in 1978.
- In 2021, quarterback Kenny Pickett won the Johnny Unitas Golden Arm Award (nation's top upperclassman quarterback) and was a Heisman Trophy finalist, wide receiver Jordan Addison won the Biletnikoff Award (nation's outstanding receiver) and specialist Cal Adomitis earned the Patrick Mannely Award (nation's top long snapper).
- Under Narduzzi's watch, Pitt continues to produce high-level NFL prospects. Over the past five NFL drafts (2021-25), the Panthers' 20 picks are the second most of any ACC program (trailing only Clemson's 22.)
- Six Pitt products—Kancey, offensive tackle Carter Warren, running back Israel Abanikanda, linebacker SirVocea Dennis and safeties Erick Hallett II and Brandon Hill—were selected in the 2023 NFL Draft, the most in the ACC (tied with Clemson) and fifth most nationally.
- Kancey was drafted in the first round by the Tampa Bay Buccaneers, marking the second consecutive year Pitt produced a first-round pick. In the 2022 draft, quarterback Kenny Pickett was a first-round selection of the Pittsburgh Steelers—the first Pitt QB to be picked in the opening round since Dan Marino in 1983.
- Narduzzi's Panthers have a well-earned reputation as a dangerous opponent for highly ranked foes. In 2019, Pitt scored a 35-34 triumph over UCF, which visited Heinz Field riding a 27-game non-bowl winning streak. The winning touchdown—a gadget-play pass caught by quarterback Kenny Pickett—has been immortalized as the "Pitt Special."
- In 2017, Pitt closed the season with a 24-14 victory over No. 2 Miami, which entered the game undefeated and on the cusp of the College Football Playoff.
- In 2016, the Panthers defeated two teams that finished in the top 5 of the final CFP rankings. Pitt gave No. 2 Clemson—that year's national champion—its only loss (43-42) and kept No. 5 Penn State out of the playoff field by defeating the Nittany Lions, 42-39.
- Pitt has also thrived off the field under Narduzzi's watch. During the 2021-22 academic year, Pitt led all college football programs in community service hours.
- During Narduzzi's tenure, Pitt has two recipients of the Disney Spirit Award, presented to the most inspirational figure in college football: James Conner (2016) and Tre Tipton (2021). Additionally, Deslin Alexandre was honored as the Jason Witten Collegiate Man of the Year and the male collegiate recipient of the Coach Wooden Citizenship Cup for 2022.

NATIONAL AWARD WINNERS UNDER NARDUZZI AT PITT

Defensive End **Deslin Alexandre**,
2022 Jason Witten Collegiate Man of the Year
2022 Coach Wooden Citizen Cup

Wide Receiver **Jordan Addison**,
2021 Biletnikoff Award

Quarterback **Kenny Pickett**,
2021 Johnny Unitas Golden Arm Award

Long Snapper **Cal Adomitis**,
2021 Patrick Mannelly Award

Wide Receiver **Tre Tipton**
2021 Disney Spirit Award

Center **Jimmy Morrissey**,
2020 Burlsworth Trophy

Running Back **James Conner**
2016 Disney Spirit Award

FIRST TEAM ALL-AMERICANS UNDER NARDUZZI AT PITT

Linebacker **Kyle Louis**, 2024

Defensive Tackle **Calijah Kancey**, 2022
(Unanimous)

All-Purpose **Israel Abanikanda**, 2022

Wide Receiver **Jordan Addison**, 2021
(Consensus)

Quarterback **Kenny Pickett**, 2021

Long Snapper **Cal Adomitis**, 2021

Defensive End **Patrick Jones II**, 2020
(Consensus)

Defensive End **Rashad Weaver**, 2020
(Consensus)

Returner **Quadree Henderson**, 2016
(Consensus)

Guard **Dorian Johnson**, 2016

ACC AWARD WINNERS UNDER NARDUZZI AT PITT

ACC Defensive Player of the Year
Defensive Tackle **Calijah Kancey**, 2022

ACC Overall & Offensive Player of the Year
Quarterback **Kenny Pickett**, 2021

Brian Piccolo Award
Running Back **James Conner**, 2016

ACC Overall & Defensive Rookie of the Year (Media)

Safety **Jordan Whitehead**, 2015

ACC Offensive Rookie of the Year (Media)
Running Back **Qadree Ollison**, 2015

ACC Co-Rookies of the Year (Coaches)
Running Back **Qadree Ollison** and Safety
Jordan Whitehead, 2015

- In 2020, Pitt earned an NCAA Public Recognition Award for achieving an Academic Progress Rate (APR) score that ranked in the top 10% of all football programs. The Panthers' multi-year 988 APR set a Pitt football program record and was 24 points higher than the national average.
- Narduzzi arrived at Pitt following eight highly successful years as the defensive coordinator at Michigan State under Mark Dantonio. The Spartans were the only team to rank in the nation's top 10 in total defense and rushing defense each season from 2011-14.
- Michigan State boasted the nation's top rushing defense in 2014, yielding just 88.5 yards per game. The Spartans finished with a No. 5 national ranking and 11-2 record following a 42-41 victory over Baylor in the Cotton Bowl.
- In 2013, Michigan State finished No. 3 in the country following a Big Ten title and 24-20 victory over No. 5 Stanford in the Rose Bowl. Narduzzi was named the 2013 recipient of the prestigious Broyles Award, annually presented to the country's top assistant coach.
- Narduzzi tutored an impressive list of decorated defensive players at Michigan State, including first team All-Americans in cornerback Darqueze Dennard, safety Kurtis Drummond, linebacker Greg Jones and defensive tackle Jerel Worthy.
- Dennard was a unanimous All-American in 2013, becoming the first Michigan State cornerback to earn that distinction. He also was the school's first winner of the Jim Thorpe Award, given annually to college football's top defensive back.
- Dennard was a first-round NFL Draft pick of the Cincinnati Bengals in 2014, the first Spartans defensive back taken in the initial round since 1961. In the 2015 draft, another Narduzzi pupil, Michigan State cornerback Trae Waynes, was a first-round pick of the Minnesota Vikings.
- Prior to Michigan State, Narduzzi spent three years (2004-06) as defensive coordinator under Dantonio at Cincinnati, helping the Bearcats to a pair of bowl invitations.
- In 2003, Narduzzi was the defensive coordinator at Miami of Ohio under the late Terry Hoeppner. The RedHawks stormed to a 13-1 record that season, capturing the Mid-American Conference (MAC) championship and defeating nationally ranked Louisville in the GMAC Bowl to finish No. 10 in the Associated Press poll.
- While quarterback Ben Roethlisberger headlined Miami's offense, Narduzzi's stout unit topped the MAC in rushing defense (19th nationally), scoring defense (22nd nationally) and pass efficiency defense (34th nationally).
- Narduzzi served as linebackers coach at Northern Illinois for three seasons (2000-02). NIU won a pair of MAC divisional titles during his tenure and in 2002 had the league's top rushing defense.
- From 1993-99, Narduzzi coached at his alma mater, Rhode Island, serving as the Rams' defensive coordinator his final two seasons. He began his coaching career at Miami of Ohio, working as a graduate assistant in 1990 and 1991, before earning his first full-time position as receivers coach for the 1992 season.
- Narduzzi was an All-Ohio performer at Youngstown's Ursuline High School, leading the Irish to the Steel Valley championship and state playoffs as a senior in 1984.
- Narduzzi was a starting linebacker under his father, the late Bill Narduzzi, as a freshman at Youngstown State in 1985 before transferring to Rhode Island, where he became a three-year starter for the Rams from 1987-89.
- Bill Narduzzi was head coach at YSU from 1975-85. He led the Penguins to two NCAA Division II playoff appearances, including the national championship game in 1979, and twice was named the Ohio Valley Conference Coach of the Year. One of Bill's first coaching posts was as a freshman line coach at Pitt in 1962.

SERIES NOTES

- ✓ Pitt and Notre Dame meet for the 74th time in a series that dates back to 1909.
- ✓ The Irish lead the all-time series by a 51-21-1 count.
- ✓ Pitt is 11-28-1 at home and 10-23 on the road against the Irish.
- ✓ Notre Dame has won four consecutive games in the series, most recently claiming a 58-7 triumph in Notre Dame Stadium during the 2023 season.
- ✓ The Panthers last played Notre Dame in Pittsburgh in 2023, with Notre Dame taking home a 45-3 win.
- ✓ Ten of the past 14 games between Pitt and Notre Dame have been decided by single digits.
- ✓ The Panthers' last win in the series occurred in 2013, when two James Conner touchdown runs pushed Pitt past the visiting Irish, 28-21.
- ✓ Pitt's longest winning streak in the series is three games, achieved three separate times (1932-34; 1958-60; 1983, '86-87).
- ✓ Notre Dame's longest winning streak against Pitt is 11 games, which occurred from 1964-74.
- ✓ That streak was snapped in 1975 when Pitt defeated the Irish, 34-20, behind 303 rushing yards from Tony Dorsett.
- ✓ Dorsett's 303 yards remain a Notre Dame opponent record. In four games against the Irish (1973-76), Dorsett rushed for 754 yards, an NCAA record for a player against a four-year opponent.
- ✓ The Pitt-Notre Dame series is long on history and color. One of the most memorable games took place on Nov. 13, 1999, when the Panthers defeated Notre Dame, 37-27, in the final game ever played at Pitt Stadium.
- ✓ Pittsburgh product Kevan Barlow scored two TDs, including the game's final score on a two-yard run to close down the 74-year-old structure.
- ✓ The 2008 game at Notre Dame was an instant classic as the Panthers clawed back from a 17-3 halftime deficit to defeat the Irish, 36-33, in four overtimes.
- ✓ The four-overtime affair marked the longest game in both Pitt and Notre Dame history. The '08 game also marked the Panthers' second consecutive victory at Notre Dame Stadium.
- ✓ In its prior visit to South Bend (2004), Pitt beat the Irish, 41-38, behind five touchdown passes from Tyler Palko, an unprecedented achievement against Notre Dame.

THE LAST TIME AT PITTSBURGH

THE LAST TIME: NOTRE DAME 45 PITT 3

Oct. 24, 2020 • Heinz Field • 5,451

A series of miscues doomed Pitt in a 45-3 loss to Notre Dame...the Panthers (3-4, 2-4) threw three interceptions, committed 12 penalties and had a punt blocked for a touchdown...the No. 3 Irish, competing as an ACC member during the 2020 season, improved to 5-0 overall and 4-0 in conference play...quarterback Joey Yellen, making his second consecutive start in place of the injured Kenny Pickett, was challenged by a swarming Notre Dame defense...the Panthers only mustered 162 total yards—44 on the ground—and 11 first downs... Notre Dame, in contrast, rolled up 434 yards and held the ball for an astounding 40:59...Irish QB Ian Book threw for 312 yards and three scores, including two long TD passes to Ben Skowronek...Book's running ability also slowed down Pitt's pass rush, which produced just two sacks...the Panthers did compile 12 tackles for loss, led by LB Sir-Voce Dennis' four...Pitt's four-game losing streak marked its longest since 2007...with Pennsylvania's new COVID-19 guidance on outdoor gatherings, Pitt hosted fans for the first time this season at Heinz Field.

NOTRE DAME	7	21	17	0	45
PITT	3	0	0	0	3

First Quarter

ND — Skowronek 34-yard pass from Book (Doerer kick) 10:08
PITT — Kessman 45-yard field goal 7:38

Second Quarter

ND — Skowronek 73-yard pass from Book (Doerer kick) 10:37
ND — Williams 2-yard run (Doerer kick) 1:29
ND — Foskey recovers own blocked punt in end zone (Doerer kick) 0:11

Third Quarter

ND — Doerer 21-yard field goal 7:34
ND — Mayer 14-yard pass from Book (Doerer kick) 4:22
ND — Flemister 2-yard run (Doerer kick) 2:42

Fourth Quarter

No scoring

Team Stats	ND	PITT
First Downs	28	11
Rushes-Yards	50-115	20-44
Comp-Att-Int	17-33-0	12-33-3
Passing Yards	319	118
Total Yards	434	162
Punt Returns-Yards	3-32	2-(-8)
Kick Returns-Yards	1-17	4-81
Interceptions-Yards	3-16	0-0
Fumbles-Lost	1-0	3-0
Punts-Average	5-42.4	8-33.4
Penalties-Yards	7-63	12-93
Third Down Conv.	11-18	3-13
Fourth Down Conv.	1-1	0-0
Sacks By-Yards	3-19	2-5
Possession Time	40:59	19:01

Rushing

ND — Flemister 13-48, 1 TD; Book 8-40; Williams 17-38, 1 TD; Tyree 3-(-3); Armstrong 8-(-4); Clark 1-(-4).
PITT — V. Davis 8-28; Carter 1-9; Patti 2-8; Beville 3-4; A. Davis 3-1; Abanikanda 2-0; Yellen 1-(-6).

Passing

ND — Book 16-30-0, 312 yards, 3 TD; Clark 1-3-0, 7 yards.
PITT — Yellen 10-27-3, 101 yards; Patti 2-5-0, 17 yards; Beville 0-1-0, 0 yards.

Receiving

ND — Mayer 5-73, 1 TD; Davis 3-44; Williams 3-37; Skowronek 2-107, 2 TD; McKinley 2-50; Takacs 1-7; Tremble 1-1.
PITT — Addison 3-40; Jacques-Louis 3-39; Mack 2-17; Tipton 1-11; A. Davis 1-8; Turner 1-5; V. Davis 1-(-2).

TEAM NOTES

136 YEARS OF PITT FOOTBALL:

- The 2025 campaign marks the 136th football season at the University of Pittsburgh. The Panthers, who played their inaugural season in 1890, have a 781-573-42 all-time record.
- The program's rich legacy includes 100 first team All-Americans, 55 consensus All-Americans, 25 College Football Hall of Famers, 10 Pro Football Hall of Famers and nine national titles.

YOUR 2025 PITT CAPTAINS:

- Pitt head football coach Pat Narduzzi announced five team captains for the 2025 season: redshirt senior offensive lineman Lyndon Cooper, redshirt junior linebacker Kyle Louis, redshirt senior defensive back Javon McIntyre, sixth-year tight end Jake Overman, and senior running back Desmond Reid.
- Each of the players were selected by a vote of their teammates.

ACC EXCELLENCE:

- Since taking over as Pitt's head coach in 2015, Pat Narduzzi has directed the Panthers to 51 victories in ACC play, the third-highest win total during that span.
- The Panthers trail only Clemson (74) and Miami (52).

ACC RECORDS (REGULAR SEASON): 2015-PRESENT

Team	Won	Lost
Clemson	74	14
Miami (FL)	52	34
Pitt	51	37
Louisville	48	40
NC State	46	41
Virginia Tech	45	41
North Carolina	44	43
Florida State	42	44
Georgia Tech	40	47
Virginia	36	50
Wake Forest	34	51
Duke	33	54
Boston College	30	58
Syracuse	29	60
SMU	13	1
Notre Dame	9	0
California	5	9
Stanford	4	11

ALL-TIME COACHING WINS:

- In his 11th season as Pitt's head coach, Pat Narduzzi has fashioned a 79-58 overall record.
- His 79 victories rank second all-time at Pitt, trailing only the legendary Jock Sutherland, who compiled 111 wins from 1924-38.

PITT FOOTBALL HEAD COACHES: MOST WINS

No.	Name (Years)	Record	Pct.
1.	Jock Sutherland (1924-38)	111-20-12	.818
2.	Pat Narduzzi (2015-present)	79-58	.577

3.	Glenn "Pop" Warner (1915-23)	60-12-4	.816
4.	John Michelosen (1955-65)	56-49-7	.531
5.	Walt Harris (1997-2004)	52-44-0	.542
6.	Jackie Sherrill (1977-81)	50-9-1	.842

TOP 25 VICTORIES:

- Under Pat Narduzzi, Pitt defeated at least one Top 25 team in nine of the last 10 seasons (2016-25).
- The Panthers' most recent victory over a nationally ranked foe was a 34-31 triumph over No. 25 Florida State on Oct. 11, 2025.
- Pitt has beaten 10 total Top 25 foes during Narduzzi's Pitt tenure.

PITT WINS OVER TOP 25 TEAMS: 2016-25

Date	Opponent (AP/Coaches Rank)	Result
11/12/16	@Clemson (3/2)	W, 43-42
11/24/17	Miami (2/2)	W, 24-14
11/2/18	@Virginia (23/22)	W, 23-13
9/21/19	UCF (15/16)	W, 35-34
9/26/20	Louisville (24/RV)	W, 23-20
10/23/21	Clemson (RV/24)	W, 27-17
12/4/21	vs. Wake Forest* (18/18)	W, 45-21
11/5/22	Syracuse (22/22)	W, 19-9
12/30/22	vs. UCLA# (18/18)	W, 37-35
10/14/23	Louisville (14/15)	W, 38-21
10/11/25	@Florida State (25/RV)	W, 34-31

* ACC Championship Game (Charlotte, N.C.)

Sun Bowl (El Paso, Texas)

OFFENSIVE NOTES

DESMOND DAZZLES

- ✓ Picking up where he left off in 2024, Reid totaled 147 all-purpose yards in his season debut against Duquesne, highlighted by a 53-yard touchdown run and an 88-yard punt return for a score, the longest punt return in Acrisure Stadium history and the longest by a Pitt player since 1945.
- ✓ Reid tallied 141 all-purpose yards (46 rush, 69 rec., 26 PR) against Central Michigan, highlighted by a 32-yard catch and a 19-yard run.
- ✓ In his return from injury in Week 7, Reid stacked 200 scrimmage yards (155 receiving, 45 rushing) and two TD grabs (16, 24), tying career highs. He led the ACC in receptions and receiving yards, ranked second in receiving TDs, led all FBS running backs in catches/receiving yards/receiving TDs, and was the nation's only player with 45+ rush and 155+ receiving yards last week.
- ✓ He was also named ACC Receiver of the Week for his efforts at Florida State.

OFFENSIVE IMPROVEMENT

- ✓ Against Duquesne, the team racked up its most yards in a game (460) since 10/5/24 against UNC (520), and saw 13 different receivers catch a pass from Panther quarterbacks in the season-opening win.
- ✓ The team followed it up in Week 2 with 464 yards of total offense.
- ✓ In Week 5, Pitt's offense registered 503 total yards while six different players scored touchdowns.
- ✓ The 287-yard total yardage margin was a season high and the larg-

est by the Panthers in a conference game since joining the ACC. It was also their largest margin in a conference game since Oct. 23, 2010, against Rutgers (Big East).

- ✓ The offense currently ranks sixth in the ACC in total offense (426.8), first in scoring offense (39.7) and second in passing offense (302.6).

MASON'S MOMENT

- ✓ QB Mason Heintschel became the first true freshman quarterback at Pitt to win his first career start (Week 5) since Kenny Pickett in 2017, when Pitt beat No. 2 Miami. The true freshman completed 30-of-41 passes for 323 yards and four touchdowns.
- ✓ He became the first ACC true freshman with 300 passing yards and four touchdowns in their first career start since Deshaun Watson in 2014.
- ✓ He's the first Pitt freshman to throw for 300 yards and four touchdowns in a game without an interception since at least 1995, and the first Pitt quarterback overall to do so since Kenny Pickett against Georgia Tech in 2021. He's also the first ACC freshman to accomplish that feat since Drake Maye did it three times in 2022
- ✓ In just his second career start, went 21-of-29 for 321 yards and two touchdowns, and added a career-high 64 rushing yards on 16 attempts—including a 30-yard fourth-quarter burst. He has surpassed 320 passing yards in each of his first two starts while completing 73% of his throws with six total TD passes in that span. In Week 7, he also led the ACC in passing yards, yards per attempt (11.07) and total offense (385), ranked second in completions, third in touchdown passes and passer rating (174.4), and was the only ACC player (one of three nationally) to post at least 320 passing yards and 60 rushing yards.
- ✓ He was also named ACC Quarterback of the Week for his efforts at Florida State.
- ✓ In his third career start, he went 13-of-24 for 143 yards and capped the opening drive with a career-long 36-yard rushing touchdown. It was the longest rushing score by a Pitt quarterback since Kenny Pickett's 58-yard run in the 2021 ACC Championship Game vs. Wake Forest.
- ✓ Against NC State, he completed 28 passes for 423 yards and three touchdowns in just the fourth start of his career, setting Pitt's freshman single-game passing record.
- ✓ He became the first ACC freshman in the past 30 seasons to throw for 400 yards and three touchdowns in a game, as well as the first Power Four freshman quarterback to reach the 400-yard mark this season.
- ✓ His 423 passing yards were the ninth most in a game by any player in 2025 and the second most by an ACC quarterback this year. Heintschel is the only active player in college football to throw for at least 400 yards and three touchdowns with no interceptions in a game as a true freshman.
- ✓ He became the first Pitt quarterback to throw for 400 yards in a game since Kenny Pickett in 2021, and his 84-yard touchdown pass to Hicks tied the longest passing touchdown in Acrisure Stadium history by a Pitt player and tied for the fourth longest in school history.
- ✓ At Stanford, Heintschel delivered another standout performance, completing 23 passes for 304 yards and three touchdowns while adding 21 rushing yards in his fifth career start.
- ✓ Heintschel has now thrown at least three touchdown passes in three of the last five games and surpassed 300 passing yards in four of those five.
- ✓ He became the first true freshman since Jameis Winston in 2013 to record at least three touchdown passes and 300 passing yards in three of his first six career games.

- ✓ Heintschel is tied for the second-most such performances by a true freshman since 2000, joining Luke McCown and Philip Rivers. Impressively, he has led Pitt to a touchdown on the opening drive in each of his first five starts.
- ✓ For the season, Heintschel has totaled 1,547 passing yards and 12 touchdowns.
- ✓ Since taking over as starter in Week 6, Heintschel ranks fourth nationally in passing yards (1,514), ninth in completions (115), and fifth in passing touchdowns (nine).
- ✓ Over that same span, he ranks second in the ACC in completions, fourth in completion percentage (63.9%), second in passing yards, first in passing touchdowns, third in QBR (151.0), and is averaging 302.8 passing yards per game.

THROWING FOR 300:

- ✓ During Pat Narduzzi's tenure, Pitt quarterbacks have thrown for 300 yards on 32 occasions. The Panthers are 23-9 under Narduzzi when they have a 300-yard passer.

300-YARD PASSING PERFORMANCES UNDER PAT NARDUZZI

No.	Date	Name	Opponent	C-A-I	Yards	TD
1.	10/30/21	Kenny Pickett	Miami	39-55-2	519	3
2.	10/25/25	Mason Heintschel	NC State	28-48-0	423	3
3.	11/6/21	Kenny Pickett	@Duke	28-43-0	416	3
4.	10/3/20	Kenny Pickett	NC State	22-39-0	411	1
5.	9/30/17	Max Browne	Rice	28-32-0	410	4
6.	11/21/20	Kenny Pickett	Virginia Tech	35-52-1	404	2
7.	9/25/21	Kenny Pickett	New Hampshire	24-28-0	403	5
8.	10/2/21	Kenny Pickett	@Georgia Tech	23-36-0	389	4
9.	9/18/21	Kenny Pickett	Western Michigan	23-31-1	382	6
10.	10/5/24	Eli Holstein	@North Carolina	25-42-1	381	3
11.	9/14/19	Kenny Pickett	@Penn State	35-51-0	372	0
12.	12/26/19	Kenny Pickett	vs. Eastern Michigan*	27-39-0	361	3
13.	11/14/19	Kenny Pickett	North Carolina	25-41-0	359	1
14.	11/16/24	Nate Yarnell	Clemson	34-54-1	350	1
15.	11/11/21	Kenny Pickett	North Carolina	25-43-1	346	3
16.	11/20/21	Kenny Pickett	Virginia	26-41-2	340	4
17.	8/31/24	Eli Holstein	Kent State	30-40-1	336	3
18.	11/30/19	Kenny Pickett	Boston College	30-40-1	323	0
	10/4/25	Mason Heintschel	Boston College	30-41-0	323	4
20.	9/7/19	Kenny Pickett	Ohio	26-37-0	321	1
	10/11/25	Mason Heintschel	@Florida State	21-29-2	321	2
22.	11/17/18	Kenny Pickett	@Wake Forest	23-30-0	316	3
23.	11/12/16	Nathan Peterman	@Clemson	22-37-0	308	5
	9/1/22	Kedon Slovis	West Virginia	16-24-0	308	1
25.	10/1/22	Kedon Slovis	Georgia Tech	26-45-1	305	3
26.	9/6/24	Eli Holstein	Central Michigan	21-28-1	304	4
	11/1/25	Mason Heintschel	@Stanford	23-38-2	304	3
28.	9/13/25	Eli Holstein	WVU	22-37-1	303	1
29.	9/7/24	Eli Holstein	@Cincinnati	20-35-1	302	3
30.	10/23/21	Kenny Pickett	Clemson	25-39-0	302	2
	10/21/23	Christian Veilleux	@Wake Forest	28-45-0	302	2
32.	9/14/24	Eli Holstein	West Virginia	21-30-0	301	3

Names in **bold** denote active players.

*Quick Lane Bowl (Detroit, Mich.)

100-YARD RUSHING GAMES:

- ✓ Under Pat Narduzzi, Pitt has produced 51 century rushing performances. Pitt is 34-12 under Narduzzi when it has at least one 100-yard rusher in a game.

PITT GAME NOTES AND ANECDOTES



100-YARD RUSHERS UNDER PAT NARDUZZI

Date	Player	Opponent	Att.-Yds.-TD
9/5/15	Qadree Ollison	Youngstown State	16-207-1
10/3/15	Qadree Ollison	@Virginia Tech	19-122-1
10/24/15	Qadree Ollison	@Syracuse	23-103-2
11/14/15	Qadree Ollison	@Duke	26-111-1
11/21/15	Qadree Ollison	Louisville	28-152-1
11/27/15	Darrin Hall	Miami	12-103-1
9/10/16	James Conner	Penn State	22-117-1
9/17/16	James Conner	@Oklahoma State	24-111-1
9/24/16	Quadree Henderson	@North Carolina	9-107-0
10/27/16	James Conner	Virginia Tech	19-141-3
11/12/16	James Conner	@Clemson	20-132-1
11/19/16	James Conner	Duke	14-101-2
11/26/16	James Conner	Syracuse	19-115-2
11/26/16	Quadree Henderson	Syracuse	5-103-1
10/21/17	Darrin Hall	@Duke	24-254-3
10/28/17	Darrin Hall	Virginia	25-111-1
11/9/17	Darrin Hall	North Carolina	23-121-4
9/8/18	Qadree Ollison	Penn State	21-119-1
10/6/18	Qadree Ollison	Syracuse	24-192-1
10/6/18	Darrin Hall	Syracuse	17-107-2
10/27/18	Qadree Ollison	Duke	18-149-1
10/27/18	V'Lique Carter	Duke	7-137-2
11/2/18	Darrin Hall	@Virginia	19-229-3
11/10/18	Qadree Ollison	Virginia Tech	16-235-3
11/10/18	Darrin Hall	Virginia Tech	7-186-1
12/31/18	Darrin Hall	vs. Stanford*	16-123-1
9/28/19	Todd Sibley Jr.	Delaware	22-106-0
10/18/19	A.J. Davis	@Syracuse	16-103-1
12/10/20	Vincent Davis	@Georgia Tech	25-247-1
9/25/21	Rodney Hammond Jr.	New Hampshire	17-100-3
10/16/21	Israel Abanikanda	@Virginia Tech	21-140-0
11/20/21	Vincent Davis	Virginia	12-100-0
9/10/22	Israel Abanikanda	Tennessee	25-154-1
9/17/22	Israel Abanikanda	@Western Michigan	31-133-1
9/24/22	Israel Abanikanda	Rhode Island	19-177-4
10/8/22	Israel Abanikanda	Virginia Tech	36-320-6
10/22/22	Israel Abanikanda	@Louisville	28-129-1
10/29/22	Israel Abanikanda	@North Carolina	26-127-3
11/5/22	Rodney Hammond Jr.	Syracuse	28-124-1
11/12/22	Israel Abanikanda	@Virginia	24-121-1
11/19/22	Israel Abanikanda	Duke	17-113-1
11/26/22	Israel Abanikanda	@Miami	15-111-2
10/21/23	C'Bo Flemister	@Wake Forest	23-105-0
11/16/23	Rodney Hammond Jr.	Boston College	15-145-1
8/31/24	Desmond Reid	Kent State	14-145-1
9/7/24	Desmond Reid	@Cincinnati	19-148-0
9/21/24	Daniel Carter	Youngstown State	7-109-2
10/12/24	Desmond Reid	California	16-120-2
12/24/24	Desmond Reid	Toledo#	32-167-1
12/24/24	Julian Dugger	Toledo#	21-115-1
11/1/25	Ja'Kyrian Turner	@Stanford	22-127-0

Names in **bold** denote active players.

*Sun Bowl (El Paso, Texas)

#GameAbove Sports Bowl (Detroit, Mich.)

RUSH HOUR:

- ✓ Under Pat Narduzzi, Pitt has rushed for at least 200 yards on 37 occasions. Pitt is 30-7 in those contests.
- ✓ During that span, the Panthers have nine games with at least 300 rushing yards and are 8-1 in those outings.
- ✓ Pitt is 2-0 when reaching the 400-yard rushing milestone under Narduzzi.

PITT 200-YARD RUSHING GAMES UNDER PAT NARDUZZI

Date	Opponent	Att.	Yds.	Avg.	Result
9/5/15	Youngstown State	43	325	7.6	W, 45-37
10/17/15	@Georgia Tech	43	200	4.7	W, 31-28
11/14/15	@Duke	58	268	4.6	W, 31-13
11/21/15	Louisville	45	244	5.4	W, 45-34
9/10/16	Penn State	56	341	6.1	W, 42-39
9/17/16	@Oklahoma State	54	290	5.4	L, 38-45
9/24/16	@North Carolina	55	281	5.1	L, 36-37
10/1/16	Marshall	41	252	6.1	W, 43-27
10/8/16	Georgia Tech	42	215	5.1	W, 37-34
10/15/16	@Virginia	49	209	4.3	W, 45-31
11/19/16	Duke	40	224	5.6	W, 56-14
11/26/16	Syracuse	40	393	9.8	W, 76-61
9/2/17	Youngstown State	53	208	3.9	W, 28-21 (OT)
10/21/17	@Duke	57	336	5.9	W, 24-17
11/9/17	North Carolina	45	267	5.9	L, 31-34
9/1/18	Albany	37	238	6.4	W, 33-7
9/8/18	Penn State	52	245	4.7	L, 6-51
9/22/18	@North Carolina	36	228	6.3	L, 35-38
10/6/18	Syracuse	47	265	5.6	W, 44-37 (OT)
10/27/18	Duke	52	484	9.3	W, 54-45
11/2/18	@Virginia	42	254	6.0	W, 23-13
11/10/18	Virginia Tech	36	492	13.7	W, 52-22
12/31/18	vs. Stanford*	42	208	4.9	L, 13-14
12/10/20	@Georgia Tech	54	317	5.9	W, 34-20
9/4/21	Massachusetts	41	223	5.4	W, 51-7
9/25/21	New Hampshire	49	252	5.1	W, 77-7
10/16/21	@Virginia Tech	44	208	4.7	W, 28-7
11/6/21	@Duke	42	220	5.2	W, 54-29
9/17/22	@W. Michigan	52	238	4.6	W, 34-13
9/24/22	Rhode Island	41	271	6.6	W, 45-24
10/8/22	Virginia Tech	43	326	7.6	W, 45-29
11/26/22	@Miami	35	248	7.1	W, 42-16
12/30/22	vs. UCLA*	46	204	4.4	W, 37-35
9/2/23	Wofford	45	217	4.8	W, 45-7
8/31/24	Kent State	32	201	6.3	W, 55-24
9/21/24	Youngstown State	26	295	11.3	W, 73-17
12/24/24	Toledo#	66	301	4.6	L, 48-46(6OT)

*Sun Bowl (El Paso, Texas)

#GameAbove Sports Bowl (Detroit, Mich.)

CENTURY RECEIVING GAMES:

- ✓ During Pat Narduzzi's head coaching tenure, the Panthers have produced a 100-yard receiver 49 times.
- ✓ Pitt is 29-19 under Narduzzi when producing at least one 100-yard receiver in a game.

100-YARD RECEIVERS UNDER PAT NARDUZZI

Date	Player	Opponent	Rec.-Yds.-TD
9/12/15	Tyler Boyd	@Iowa	10-131-1
11/21/15	Tyler Boyd	Louisville	10-103-1
10/1/16	Jester Weah	Marshall	7-176-1
11/5/16	Jester Weah	@Miami	3-115-1
11/12/16	Scott Orndoff	@Clemson	9-128-2
9/30/17	Jester Weah	Rice	5-137-1
10/7/17	Rafael Araujo-Lopes	@Syracuse	7-100-0
10/14/17	Jester Weah	NC State	7-106-1
11/18/17	Jester Weah	@Virginia Tech	4-104-0
11/17/18	Taysir Mack	@Wake Forest	3-105-1
9/7/19	Maurice Ffrench	Ohio	10-138-1
9/14/19	Taysir Mack	@Penn State	12-125-0
9/28/19	Taysir Mack	Delaware	5-124-1
11/14/19	Shocky Jacques-Louis	North Carolina	4-104-1
11/30/19	Jared Wayne	Boston College	6-100-0
12/26/19	Maurice Ffrench	vs. Eastern Michigan*	12-165-1
10/3/20	DJ Turner	NC State	8-186-0
10/17/20	Jordan Addison	@Miami	8-147-0
11/7/20	Jordan Addison	@Florida State	11-127-0
11/21/20	DJ Turner	Virginia Tech	15-184-1
9/11/21	Taysir Mack	@Tennessee	4-100-0
9/18/21	Jordan Addison	Western Michigan	6-124-3
9/18/21	Jared Wayne	Western Michigan	5-100-0
9/25/21	Jordan Addison	New Hampshire	6-179-3
10/2/21	Taysir Mack	@Georgia Tech	5-121-1
10/2/21	Jordan Addison	@Georgia Tech	6-117-1
10/30/21	Jordan Addison	Miami	8-145-0
11/6/21	Jordan Addison	@Duke	7-171-1
11/20/21	Jordan Addison	Virginia	14-202-4
12/4/21	Jordan Addison	vs. Wake Forest**	8-126-0
12/30/21	Jordan Addison	vs. Michigan State#	7-114-0
10/29/22	Jared Wayne	@North Carolina	7-161-0
11/5/22	Jared Wayne	Syracuse	6-102-0
11/26/22	Jared Wayne	@Miami	11-205-3
10/21/23	Bub Means	@Wake Forest	9-109-1
8/31/24	Kenny Johnson	Kent State	7-105-1
9/7/24	Konata Mumpfield	@Cincinnati	5-123-2
9/7/24	Desmond Reid	@Cincinnati	6-106-1
9/21/24	Censere Lee	Youngstown State	4-108-1
10/5/24	Desmond Reid	@North Carolina	11-155-1
10/5/24	Konata Mumpfield	@North Carolina	3-111-0
11/16/24	Desmond Reid	Clemson	10-108-0
11/30/24	Konata Mumpfield	@Boston College	8-144-1
9/13/25	Raphael Williams	@WVU	6-119-1
9/27/25	Cataurus Hicks	Louisville	4-113-1
10/4/25	Kenny Johnson	Boston College	9-115-1
10/11/25	Desmond Reid	@Florida State	8-155-2
10/25/25	Blue Hicks	NC State	4-120-1
10/25/25	Kenny Johnson	NC State	7-112-1

Names in **bold** denote active players.

* Quick Lane Bowl (Detroit, Mich.)

** ACC Championship Game (Charlotte, N.C.)

Chick-fil-A Peach Bowl (Atlanta, Ga.)

DEFENSIVE NOTES

OFFENSIVE DEFENSE:

- ✓ Pitt has scored 29 defensive touchdowns during Pat Narduzzi's tenure. Pitt is 19-7 under Narduzzi when scoring at least one defensive TD in a game.
- ✓ Pitt has scored 53 defensive TDs since the 2000 season. The Panthers are 41-7 when scoring at least one defensive TD in a game since 2000.
- ✓ Linebacker Rasheem Biles scored Pitt's first defensive touchdown of the season—and the second of his career—with a 75-yard interception return against Louisville. It marked Pitt's longest defensive touchdown since MJ Devonshire's 86-yard pick-six against Louisville on Oct. 14, 2023, and was the second-longest by a Pitt linebacker in the last three decades (longest since 2006).
- ✓ Biles' two career interception returns for touchdowns are tied for the second most by a Pitt linebacker since at least 1956. He also became the first ACC linebacker to record two pick-sixes since Jeremiah Trotter Jr. (2021–23).
- ✓ Most recently, Shawn Lee Jr.'s 30-yard interception return for a touchdown at Stanford was Pitt's second interception return for a score this season.

PITT DEFENSIVE TOUCHDOWNS UNDER PAT NARDUZZI

Date	Opponent	Player	Score
11/7/15	Notre Dame	Ejuan Price	32-yard fumble return
11/21/15	Louisville	Avonte Maddox	30-yard interception return
12/28/15	vs. Navy*	Jordan Whitehead	22-yard fumble return
9/17/16	@Okla. State	Matt Galambos	2-yard fumble return
10/1/16	Marshall	Avonte Maddox	33-yard interception return
10/15/16	@Virginia	Jordan Whitehead	59-yard interception return
11/26/16	Syracuse	Dane Jackson	20-yard interception return
9/16/17	Okla. State	Jason Pinnock	Fumble recovery in end zone
10/6/18	Syracuse	Dane Jackson	35-yard fumble return
10/5/19	@Duke	Paris Ford	26-yard interception return
11/7/20	@Florida State	Brandon Hill	50-yard interception return
9/25/21	New Hampshire	Damarri Mathis	35-yard interception return
10/2/21	@Georgia Tech	John Petrishen	33-yard interception return
10/23/21	Clemson	SirVocea Dennis	50-yard interception return
12/4/21	vs. Wake Forest**	Erick Hallett II	19-yard interception return
12/30/21	vs. Michigan St.#	Cam Bright	26-yard fumble return
9/1/22	West Virginia	M.J. Devonshire	56-yard interception return
9/17/22	@W. Michigan	Marquis Williams	22-yard interception return
11/12/22	@Virginia	M.J. Devonshire	29-yard interception return
11/12/22	@Virginia	Marquis Williams	39-yard interception return
11/19/22	Duke	Brandon Hill	30-yard fumble return
9/30/23	@Virginia Tech	Braylan Lovelace	4-yard fumble return
10/14/23	Louisville	M.J. Devonshire	86-yard interception return
9/21/24	YSU	Tamarion Crumpley	22-yard interception return
10/24/24	Syracuse	Rasheem Biles	35-yard interception return
10/24/24	Syracuse	Kyle Louis	59-yard interception return
10/24/24	Syracuse	Braylan Lovelace	33-yard interception return
9/27/25	Louisville	Rasheem Biles	75-yard interception return
11/1/25	@Stanford	Shawn Lee Jr.	30-yard interception return

Names in **bold** denote active players

PITT GAME NOTES AND ANECDOTES



* Military Bowl (Annapolis, Md.)

** Subway ACC Championship Game (Charlotte, N.C.)

Chick-fil-A Peach Bowl (Atlanta, Ga.)

CAT BURGLAR:

- ✓ All-America linebacker Kyle Louis had a team-high four interceptions last season. That total did not include his interception of a 2-point conversion pass at Boston College (Nov. 30).
- ✓ Louis ranked 17th nationally in total interceptions among all defenders. Among FBS linebackers he ranked second (tied for first among Power 4 linebackers) in 2024.
- ✓ Louis was one of only four Pitt linebackers since 1980 to intercept at least four passes in a season, joining Malcolm Postell (four in 2004), Troy Benson (four in 1983) and Sal Sunseri (five in 1980).
- ✓ Louis has posted two interceptions this season.

SACK MASTERS:

- ✓ Pitt has finished in the top two nationally in sacks per game in four of the past six seasons (2019-24).
- ✓ Pitt had 41 total sacks last season. Its average of 3.15 sacks per game ranked six nationally (second in the ACC). Linebacker Kyle Louis had a team-high seven sacks.
- ✓ Pitt is currently fourth in the ACC with 2.67 sacks per game.

PITT TEAM SACKS RANKINGS: 2019-PRESENT

Year	Sacks/Game	NCAA Rank	ACC Rank
2019	3.92	T-1st	1st
2020	4.18	2nd	1st
2021	3.86	2nd	1st
2022	3.69	2nd	2nd
2023	2.58	27th	4th
2024	3.15	6th	2nd
2025	2.67	18th	4th

TFL TRACKING:

- ✓ Pitt has finished among the national top 20 in team tackles for loss each of the past six seasons (2019-24).
- ✓ Last season, Pitt had 106 TFLs. The Panthers' average of 8.2 TFLs per game ranked fourth nationally and second in the ACC.
- ✓ Linebackers Kyle Louis (15.5) and Rasheem Biles (14.5) led the Panthers in that category.
- ✓ Pitt currently ranks fifth the nation in TFL (7.8).

PITT TEAM TFL RANKINGS: 2019-PRESENT

Year	TFL/Game	NCAA Rank	ACC Rank
2019	7.9	9th	3rd
2020	10.1	2nd	1st
2021	8.0	5th	1st
2022	7.0	18th	4th
2023	6.9	19th	4th
2024	8.2	4th	2nd
2025	7.8	5th	1st

GROUND DEFENSE:

- ✓ From 2019-24, the Panthers finished in the nation's top 12 in rushing defense four times.
- ✓ Last year, Pitt is surrendered 112.8 rush yards per game to rank 19th nationally (third in the ACC).

PITT RUSH DEFENSE RANKINGS: 2019-PRESENT

Year	Rush Yards/Game	NCAA Rank	ACC Rank
2019	108.5	12th	1st
2020	93.5	3rd	1st
2021	89.3	6th	1st
2022	98.0	7th	1st
2023	150.2	66th	8th
2024	112.8	19th	3rd
2025	80.9	3rd	1st

BRINGING HEAT:

- ✓ Under the direction of Pat Narduzzi, Pitt has collected at least five sacks in a game 33 times.
- ✓ The Panthers are 29-4 under Narduzzi when they total five or more sacks.

PITT GAMES WITH AT LEAST FIVE SACKS 2015-PRESENT

Date	Opponent	Sacks	Yards Lost	Result
9/5/15	Youngstown State	6	38	W, 45-37
10/3/15	@Virginia Tech	7	57	W, 17-13
11/21/15	Louisville	7	58	W, 45-34
9/3/16	Villanova	6	58	W, 28-7
11/19/16	Duke	5	20	W, 56-14
9/1/18	Albany	5	33	W, 33-7
11/2/18	@Virginia	5	46	W, 23-13
9/7/19	Ohio	6	47	W, 20-10
9/21/19	UCF	6	35	W, 35-34
9/28/19	Delaware	6	30	W, 17-14
10/18/19	@Syracuse	9	60	W, 27-20
11/14/19	North Carolina	5	29	W, 34-27 (OT)
9/19/20	Syracuse	7	40	W, 21-10
9/26/20	Louisville	7	28	W, 23-20
10/10/20	@Boston College	6	62	L, 30-31 (OT)
11/7/20	@Florida State	7	50	W, 41-17
9/4/21	Massachusetts	5	34	W, 51-7
9/11/21	@Tennessee	5	34	W, 41-34
11/6/21	@Duke	6	47	W, 54-29
11/11/21	North Carolina	5	30	W, 30-23 (OT)
11/20/21	Virginia	5	31	W, 48-38
11/27/21	@Syracuse	5	39	W, 31-14
12/4/21	vs. Wake Forest*	5	35	W, 45-21
11/5/22	Syracuse	6	27	W, 19-9
11/12/22	@Virginia	8	69	W, 37-7
11/26/22	@Miami	6	44	W, 42-16
9/23/23	North Carolina	5	27	L, 24-41
11/16/23	Boston College	6	40	W, 24-16
8/31/24	Kent State	5	33	W, 55-24
10/12/24	California	6	36	W, 17-15
11/9/24	Virginia	6	16	L, 19-24
11/16/24	Clemson	5	31	L, 20-24
9/6/25	Central Michigan	5	25	W, 45-17
11/1/25	@Stanford	5	46	W, 35-20

* ACC Championship Game (Charlotte, N.C.)

SUPER STINGY:

- ✓ Pitt is 44-14 under Pat Narduzzi when it holds an opponent under 100 rushing yards.

PITT GAME NOTES AND ANECDOTES



LOWEST PITT OPPONENT RUSHING UNDER PAT NARDUZZI

No.	Date	Opponent	Att. Yds.	Avg.	Result
1.	11/1/25	@Stanford	27-(-10)	(-0.4)	W, 35-20
2.	11/12/22	@Virginia	24-(-8)	(-0.33)	W, 37-7
3.	11/21/15	Louisville	24-(-1)	(-0.04)	W, 45-34
	9/2/23	Wofford	19-(-1)	(-0.05)	W, 45-7
5.	9/12/20	Austin Peay	22-1	0.05	W, 55-0
6.	10/24/24	Syracuse	29-6	0.21	W, 41-13
7.	10/3/15	@Virginia Tech	33-9	0.27	W, 17-13
8.	9/24/16	@North Carolina	22-18	0.82	L, 36-37
9.	11/19/16	Duke	22-25	1.14	W, 56-14
	11/27/21	@Syracuse	30-25	0.83	W, 31-14
	11/5/22	Syracuse	25-25	1.00	W, 19-9
12.	11/20/21	Virginia	24-27	1.13	W, 48-38
	10/4/25	Boston College	24-27	1.1	W, 48-7
14.	10/10/20	@Boston College	41-30	0.73	L, 30-31 (OT)
15.	8/31/24	Kent State	38-31	0.82	W, 55-24
16.	9/7/19	Ohio	29-35	1.21	W, 20-10
17.	8/30/25	Duquesne	31-37	1.20	W, 61-9
18.	9/6/25	Central Michigan	41-40	1.00	W, 45-17
19.	9/12/15	@Akron	24-42	1.75	W, 24-7
	9/4/21	Massachusetts	27-42	1.56	W, 51-7
21.	9/28/19	Delaware	31-43	1.39	W, 17-14
22.	11/2/18	@Virginia	26-44	1.69	W, 23-13
23.	11/24/17	Miami	23-45	1.96	W, 24-14
24.	11/12/16	@Clemson	25-50	2.00	W, 43-42
	9/17/22	@W. Michigan	29-50	1.72	W, 34-13
26.	10/18/19	@Syracuse	34-51	1.50	W, 27-20
	9/19/20	Syracuse	34-51	1.50	W, 21-10
28.	9/3/16	Villanova	33-53	1.61	W, 28-7
	9/27/25	Louisville	34-53	1.60	L, 34-27
30.	10/26/19	Miami	27-54	2.00	L, 12-16
31.	9/30/17	Rice	23-55	2.39	W, 42-10
32.	12/30/21	vs. Michigan State*	36-56	1.55	L, 31-21
33.	11/16/24	Clemson	27-58	2.15	L, 20-24
34.	9/1/18	Albany	28-60	2.14	W, 33-7
35.	10/3/20	NC State	30-62	2.07	L, 29-30
36.	9/24/22	Rhode Island	22-63	2.86	W, 45-24
	11/19/22	Duke	27-63	2.33	W, 28-26
	10/12/24	California	40-63	1.58	W, 17-15
39.	10/30/21	Miami	29-64	2.21	L, 34-38
40.	11/25/23	@Duke	30-69	2.30	L, 19-30
41.	9/21/24	Youngstown State	37-71	1.92	W, 73-17
42.	10/2/21	@Georgia Tech	31-73	2.35	W, 52-21
43.	9/10/16	Penn State	31-74	2.39	W, 42-39
44.	10/21/17	@Duke	26-76	2.92	W, 24-17
	10/18/25	@Syracuse	32-76	2.40	W, 30-13
46.	9/23/23	North Carolina	39-77	1.97	L, 24-41
47.	10/13/18	@Notre Dame	38-80	2.11	L, 14-19
	10/14/23	Louisville	33-80	2.42	W, 38-21
49.	12/4/21	vs. Wake Forest**	39-82	2.10	W, 45-21
50.	9/21/19	UCF	34-85	2.50	W, 35-34
51.	10/15/16	@Virginia	26-86	3.31	W, 45-31
	11/2/19	@Georgia Tech	29-86	2.97	W, 20-10
	10/29/22	@North Carolina	30-86	2.86	L, 24-42
54.	11/11/21	North Carolina	38-88	2.32	W, 30-23 (OT)
55.	10/16/21	@Virginia Tech	28-90	3.21	W, 28-7
56.	9/10/22	Tennessee	35-91	2.60	L, 27-34 (OT)
57.	11/9/17	North Carolina	32-96	3.00	L, 31-34
58.	12/10/20	@Georgia Tech	29-98	3.37	W, 34-20

*Chick-fil-A Peach Bowl (Atlanta, Ga.)

**ACC Championship Game (Charlotte, N.C.)

TOTAL "D" PERFORMANCES:

✓ During Pat Narduzzi's tenure, Pitt has held an opponent under 250 yards 27 times.

✓ Pitt is 24-3 in those contests, including a 12-1 mark against ACC foes.

✓ The Panthers are 12-0 under Narduzzi when holding an opponent under 200 total yards.

PITT TOP TOTAL DEFENSE GAMES UNDER PAT NARDUZZI

No.	Date	Opponent	Rush	Pass	Total	Result
1.	10/3/15	@Virginia Tech	9	91	100	W, 17-13
2.	9/12/15	@Akron	42	63	105	W, 24-7
3.	9/2/23	Wofford	-1	127	126	W, 45-7
4.	9/12/20	Austin Peay	1	136	137	W, 55-0
5.	11/12/22	@Virginia	-8	152	144	W, 37-7
6.	11/5/22	Syracuse	25	120	145	W, 19-9
7.	9/25/21	New Hampshire	100	60	160	W, 77-7
8.	9/28/19	Delaware	43	127	170	W, 17-14
9.	9/19/20	Syracuse	51	120	171	W, 21-10
10.	9/3/16	Villanova	53	119	172	W, 28-7
11.	9/17/22	@W. Michigan	50	130	180	W, 34-13
12.	11/2/19	@Georgia Tech	86	108	194	W, 20-10
13.	12/31/18	vs. Stanford*	103	105	208	L, 13-14
	10/26/19	Miami	54	154	208	L, 12-16
	8/30/25	Duquesne	37	171	208	W, 61-9
16.	9/4/21	Massachusetts	42	167	209	W, 51-7
17.	9/16/23	@West Virginia	151	60	211	L, 6-17
18.	8/31/24	Kent State	31	181	212	W, 55-24
	9/7/19	Ohio	35	177	212	W, 20-10
	10/18/25	@Syracuse	76	136	212	W, 30-13
21.	10/4/25	Boston College	27	189	216	W, 48-7
22.	9/6/25	Central Michigan	40	177	217	W, 45-17
23.	9/26/20	Louisville	116	107	223	W, 23-20
24.	10/16/21	@Virginia Tech	90	134	224	W, 28-7
25.	11/24/17	Miami	45	187	232	W, 24-14
26.	11/27/21	@Syracuse	25	217	242	W, 31-14
27.	11/2/18	@Virginia	44	205	249	W, 23-13

*Sun Bowl (El Paso, Texas)

SPECIAL TEAMS NOTES

BLOCK PARTY:

✓ Under Pat Narduzzi, the Panthers have blocked 24 kicks since the 2015 season.

✓ In 2023, Pitt tied for the national lead with three blocked punts (with Rutgers and Southern California).

✓ Rasheem Biles was responsible for all three blocks in 2023.

✓ Biles led the country in blocked punts and finished second in overall blocks, trailing only Illinois defensive tackle Jer'Zhan Newton's four (two field goals and two PATs).

✓ Biles tied the Pitt season record with three blocked kicks (shared by Vernon Lewis, 1990; Greg Romeus, 2008; and Andrew Taglianetti, 2008).

✓ Biles became the first Pitt player with three blocked punts in a season since Taglianetti in 2008. (In terms of overall blocks, Romeus blocked three extra-point attempts in 2008.)

✓ True freshman Josh Guerrier sparked Pitt's special teams with the Panthers' first blocked punt of the 2025 season late in the second

PITT GAME NOTES AND ANECDOTES



quarter at FSU. He became the first Pitt true freshman to block a punt since Biles in 2023 (when Biles led the FBS with three) and delivered the program's first blocked punt overall since Maverick Gracio's against West Virginia on Sept. 14, 2024.

PITT'S BLOCKED KICKS UNDER PAT NARDUZZI

Date	Opponent	Player	Type
9/19/15	@Iowa	Ryan Lewis	Punt*
10/10/15	Virginia	Ejuan Price	PAT
10/17/15	@Georgia Tech	Shakir Soto	Field Goal
10/29/15	North Carolina	Quintin Wirginis	Punt
12/28/15	vs. Navy	Avonte Maddox	PAT**
9/17/16	@Oklahoma State	George Aston	Punt
11/26/16	Syracuse	Ejuan Price	PAT
12/28/16	vs. Northwestern	Chawntez Moss	Punt***
9/2/17	Youngstown State	James Folston Jr.	Punt
10/21/17	@Duke	Alex Bookser	Field Goal
9/21/19	UCF	Aaron Mathews	Punt^
9/28/19	Delaware	Wendell Davis	Punt
9/12/20	Austin Peay	Todd Sibley Jr.	Punt^^
11/28/20	@Clemson	John Petrishen	Punt
10/2/21	@Georgia Tech	SirVocea Dennis	Field Goal
9/10/22	Tennessee	Phillip O'Brien Jr.	Punt
10/8/22	Virginia Tech	Deandre Jules	PAT
10/8/22	Virginia Tech	Habakkuk Baldonado	Punt
9/16/23	@West Virginia	Rasheem Biles	Punt
9/23/23	North Carolina	Rasheem Biles	Punt
11/4/23	Florida State	Rasheem Biles	Punt
9/14/24	West Virginia	Maverick Gracio	Punt^^^
12/26/24	Toledo	Kyle Louis	Field Goal@
10/11/25	@Florida State	Josh Guerrier	Punt

Names in **bold** denote current players.

* returned 28 yards for a TD by Pat Amara Jr.

** Military Bowl (Annapolis, Md.)

*** Pinstripe Bowl (Bronx, N.Y.)

^ returned 18 yards for a TD by Wendell Davis

^^ returned 11 yards for a TD by Todd Sibley Jr.

^^^ returned 24 yards for a TD by Brandon George

@GameAbove Sports Bowl (Detroit, Mich.) returned 85 yards for defensive PAT.

RETURN GAME TOUCHDOWNS:

✓ Since the 2000 season, Pitt has 32 kick returns for touchdowns (17 on punts and 15 on kickoffs). 20 of those TDs have occurred during Pat Narduzzi's tenure.

PITT KICKOFF RETURN TDs SINCE 2000

Date	Opponent	Player	Yards
9/23/00	Rutgers	Torrie Cox	86
9/18/04	Nebraska	Marcus Furman	96
9/9/05	@Ohio	LaRod Stephens-Howling	95
11/3/05	@Louisville	Terrell Allen	97
10/13/06	@UCF	Lowell Robinson	97
10/15/11	Utah	Buddy Jackson	98
9/5/15	Youngstown State	Avonte Maddox	89
12/28/15	vs. Navy*	Quadree Henderson	100
9/3/16	Villanova	Quadree Henderson	96
10/15/16	@Virginia	Quadree Henderson	93

11/5/16	@Miami	Quadree Henderson	100
9/1/18	Albany	Maurice Ffrench	91
10/13/18	@Notre Dame	Maurice Ffrench	99
11/20/21	Virginia	Israel Abanikanda	98
9/23/23	North Carolina	Kenny Johnson	100

* Military Bowl (Annapolis, Md.)

PITT PUNT RETURN TDs SINCE 2000

Date	Opponent	Player	Yards
12/26/02	Oregon State*	Shawn Robinson	66
10/8/05	Cincinnati	Darrelle Revis	79
11/16/06	West Virginia	Darrelle Revis	73
10/15/11	Utah+	Antwuan Reed	10 (BLK)
10/13/12	Louisville\$	Todd Thomas	41 (BLK)
12/26/13	Bowling Green#	Tyler Boyd	54
9/19/15	@Iowa%	Pat Amara Jr.	28 (BLK)
11/19/16	Duke	Quadree Henderson	65
9/23/17	@Georgia Tech	Quadree Henderson	80
10/28/17	Virginia	Quadree Henderson	75
9/29/18	@UCF	Rafael Araujo-Lopes	86
9/21/19	UCF^	Wendell Davis	18 (BLK)
9/12/20	Austin Peay**	Todd Sibley Jr.	11 (BLK)
9/24/22	Rhode Island	M.J. Devonshire	82
8/31/24	Kent State	Desmond Reid	78
9/14/24	West Virginia!	Brandon George	24 (BLK)
8/30/25	Duquesne	Desmond Reid	88
10/18/25	@Syracuse	Kenny Johnson	66

Names in **bold** denote active players.

* Insight Bowl (Phoenix, Ariz.)

+ Antwuan Reed returned blocked punt by Andrew Taglianetti for TD

\$ Todd Thomas recovered his own blocked punt in end zone

Little Caesars Pizza Bowl (Detroit, Mich.)

% Pat Amara Jr. returned blocked punt by Ryan Lewis for TD

^ Wendell Davis returned blocked punt by Aaron Mathews for TD

** Todd Sibley Jr. returned his own blocked punt for TD

! Brandon George returned blocked punt by Maverick Gracio for TD

RASHAD BATTLE—CORNERBACK

Phil Steele's Preseason All-ACC Third Team (CB)
Athlon Sports' Preseason All-ACC Second Team (CB)

RASHEEM BILES—LINEBACKER

Phil Steele's Preseason All-ACC Second Team (LB)
Athlon Sports' Preseason All-America Fourth Team (LB)
Athlon Sports' Preseason All-ACC First Team (LB)
Butkus Award Watch List
Bednarik Award Watch List
Pony Express Award Mid-Season Watch List

LYNDON COOPER—CENTER

Phil Steele's Preseason All-ACC Second Team (C)
Athlon Sports' Preseason All-ACC Second Team (C)
Rimington Trophy Watch List

SEAN FITZSIMMONS—DEFENSIVE TACKLE

Athlon Sports' Preseason All-ACC Fourth Team (DT)

KEITH GOUVEIA—GUARD

Polynesian College Football Player of the Year Watch List

MASON HEINTSCHEL—QUARTERBACK

ACC Rookie of the Week (Week 6)
Shaun Alexander Freshman of the Week (Week 6)
ACC Quarterback of the Week (Week 7)
ACC Rookie of the Week (Week 9)
Shaun Alexander Freshman of the Year Semifinalist

ELI HOLSTEIN—QUARTERBACK

Allstate AFCA Good Works Team Nominee
Maxwell Award Watch List
Wuerffel Trophy Watch List
Johnny Unitas Golden Arm Award Watch List

KENNY JOHNSON—WIDE RECEIVER/RETURNER

Phil Steele's Preseason All-ACC Third Team (WR)
Athlon Sports' Preseason All-ACC Third Team (WR)
Paul Hornung Award Watch List
Jet Award Watch List
ACC Receiver of the Week (Week 9)

CALEB JUNKO—PUNTER

Ray Guy Award Watch List

KYLE LOUIS—LINEBACKER

Lott IMPACT Trophy Watch List
Phil Steele Preseason All-America First Team (LB)
Phil Steele's Preseason All-ACC First Team (LB)
Walter Camp Preseason All-America First Team
Athlon Sports' Preseason All-America First Team (LB)
Athlon Sports' Preseason All-ACC First Team (LB)
Athlon Sports' Preseason All-ACC Second Team (PR)
Bronko Nagurski Trophy Watch List
Butkus Award Watch List
Preseason All-ACC Team (LB)
Walter Camp Player of the Year Watch List
The Sporting News Preseason All-America First Team (LB)
Bednarik Award Watch List
Lombardi Award Preseason Watch List
Preseason AP All-America First Team (LB)
ACC Linebacker of the Week (Week 1)
ACC Linebacker of the Week (Week 7)
Pony Express Award Mid-Season Watch List

BRAYLAN LOVELACE—LINEBACKER

Pony Express Award Mid-Season Watch List

JAVON MCINTYRE—SAFETY

Athlon Sports' Preseason All-ACC Fourth Team (S)

DESMOND REID—RUNNING BACK

Phil Steele Preseason All-America First Team (AP)
Phil Steele's Preseason All-ACC First Team (RB, PR)
Athlon Sports' Preseason All-America First Team (AP)
Athlon Sports' Preseason All-ACC First Team (AP)
Maxwell Award Watch List
Preseason All-ACC Team (AP, SP)
Doak Walker Award Watch List
The Sporting News Preseason All-America First Team (AP)
Preseason AP All-America First Team (AP)
ACC Receiver of the Week (Week 7)

JIMMY SCOTT—DEFENSIVE END

Phil Steele's Preseason All-ACC Second Team (DE)
Athlon Sports' Preseason All-ACC Second Team (DE)

B.J. WILLIAMS—GUARD


Athlon Sports' Preseason All-ACC Fourth Team (G)



6 • QB • MASON HEINTSCHEL

FR • 6-2, 215 • Oregon, Ohio

- 2025: 118-of-184, 1547 yards, 12 TD, 5 INT
- Last game (at Stanford): 23-of-38, 304 yards, 3 TD
- Most passing yards in a single game by a Pitt freshman (423 vs. NC State)
- Week 7 ACC Quarterback of the Week
- Has thrown 300+ yards in four of his first five starts



10 • QB • ELI HOLSTEIN

SO* • 6-4, 225 • Zachary, La.

- 2025: 74-of-119, 1058 yards, 12 TOT TD, 6 INT
- Career: 254-of-410, 3,286 yards, 28 TD, 13 INT
- Seven career 300-yard passing games
- Alabama transfer (January 2024)



0 • RB • DESMOND REID

SR • 5-8, 175 • Miami Gardens, Fla.

- 2025: 55 att., 266 yards, 2 TD; 17 rec., 254 yards, 2 TD; 1 PR TD (88 yards)
- 2024: 184 att., 966 yards, 5 TD; 52 rec., 579 yards, 4 TD; 1 PR TD (78 yards); 2nd Team All-American
- Career: 491 att., 2,955 yards, 24 TD; 111 rec., 1,328 rec. yards, 7 TD; 2 PR TD



25 • RB • JA'KYRIAN TURNER

FR • 5-9, 180 • Wildwood, Fla.

- 2025: 88 att., 399 yards, 6 TD; 13 rec., 119 yards
- Team leader in rush yards and rush TDs
- Third on the team in total offense
- One of three true freshmen to score a touchdown this season



2 • WR • KENNY JOHNSON

JR • 6-1, 200 • York, Pa.

- 2025: 37 rec., 573 yards, 4 TD; 159 KOR yards; 1 PR TD
- 2024: 46 rec., 537 yards, 3 TD; 459 KOR yards
- 2023: 15 rec., 122 yards, 1 TD; 347 KOR yards, 1 KOR TD
- Career: 98 rec., 1,232 yards, 8 TD; 968 KOR yards; 1 PR TD
- 100-yard KOR TD in 2023, tied for longest in FBS and first by Pitt player since 2016



5 • WR • RAPHAEL WILLIAMS JR.

SR* • 5-10, 165 • Ft. Lauderdale, Fla.

- 2025: 36 rec., 525 yards, 6 TD (team leader)
- 2024: 37 rec., 426 yards, 6 TD (tied team lead)
- San Diego State transfer (January 2024)
- Previously played at Tusculum (spring 2021) and Western Carolina (2021-22)
- Career: 206 rec., 2,762 yards, 32 TD



3 • WR • CATAURAS "BLUE" HICKS

SO* • 5-10, 175 • Miami, Fla.

- 2025: 19 rec., 353 yards, 4 TD
- His 84-yard TD reception vs. NC State is tied for the fourth longest in school history
- Louisville transfer (January 2025)
- 2024: 12 games played, 12 rec., 149 yards
- Career: 23 games played, 28 rec., 513 yards, 4 TD



88 • TE • JUSTIN HOLMES

SR • 6-3, 245 • Kutztown, Pa.

- 2025: 16 rec., 152 yards, 2 TD
- Leads Pitt TEs in receptions, yards and TDs
- 42 career games, 20 starts
- Marshall transfer (May 2025)
- Career: 37 rec., 351 yards, 2 TD



82 • TE • MALACHI THOMAS

SO • 6-4, 240 • Thomasville, Ga.


- Career: 11 rec., 140 yards, 2 TD
- Played in all 13 games as a true freshman in 2024 on ST and as reserve TE
- One of four true freshmen on the offensive side of the ball to appear in a game during the regular season in 2024



70 • OT • RYAN BAER

JR* • 6-7, 325 • Eastlake, Ohio

- 2025: Started all 9 games at RT
- 2024: Started all 13 games; 8 at RT and 5 at LT
- 2023: Played 11 games, starting 9 (8 at RT and 1 at LT)
- Career: 35 games, 30 starts



78 • OT • JEFF PERSI

SR+ • 6-8, 315 • Mission Viejo, Ca.

- 2025: Started 5 games at LT
- Michigan transfer (January 2025)
- 2024: Played in 10 games, making 2 starts
- 2023: Played in all 15 games
- 2023: Played in all 14 games, made 1 start at LT
- Career: 44 games, 6 starts at LT



56 • C • LYNDON COOPER

SR* • 6-2, 310 • Atlanta, Ga.

- 2025: Started all 9 games at center
- 2024: Started all 12 games he played in at center
- NC State transfer (January 2024)
- At NC State, played in 14 games, making 5 starts (3 at LG, 2 at center)
- Career: 33 games, 24 starts



71 • OG • RYAN CARRETTA

SO* • 6-5, 305 • Galena, Ohio


- 2025: Started 5 games at LG
- 2024: Played in all 13 games on FG/PAT unit and as reserve guard
- 2023: Redshirted, did not play



55 • OG • BJ WILLIAMS

JR • 6-4, 315 • Lawrenceville, Ga.

- 2025: Started all 9 games RG
- 2024: Started all 13 games at RG
- 2023: Played in 10 games, starting 7 at RG
- First true freshman to start on Pitt's offensive line since Dorian Johnson (2013)
- Career: 31 games, 28 starts



10 • DE • BLAINE SPIRES

SR* • 6-3, 250 • Youngstown, Ohio

- 2025: 4 starts, 11 tackles, 2.5 TFL, 2 sack
- Utah State transfer (January 2025)
- 48 career games, 27 starts
- Career: 112 tackles, 26 TFL, 10.5 sacks, 4 FR, 2 FF, 2 PBU



44 • DE • JIMMY SCOTT

JR* • 6-3, 260 • Buffalo, N.Y.

- 2025: 9 starts, 15 tackles, 7.5 TFL, 4 sack, 1 FR, 1 FF
- 2024: started all 13 games, 30 tackles, 12.5 TFL, 6.0 sacks, 1 FF
- 2023: 8 tackles, 1.0 TFL
- Career: 52 tackles, 21 TFL, 10.0 sacks, 2 FF, 1 FR



95 • DT • FRANCIS BREWU

SO • 6-1, 280 • Westerville, Ohio

- 2025: 9 starts, 25 tackles, 2 sacks, 4.0 TFL, 1 FF
- 2024: played in 12 games, made one start, 15 tackles, 3.5 TFL, 1.5 sacks
- Career: 37 tackles, 7.0 TFL, 3.5 sacks, 1 FF



55 • DT • SEAN FITZSIMMONS

JR* • 6-3, 295 • Monaca, Pa.

- 2025: 9 starts, 20 tackles, 2 TFL, 1 sack
- 2024: started in all 9 games he played in, 32 tackles, 4.5 TFL, 1.5 sacks
- 2023: 2 tackles
- Career: 56 tackles, 7.5 TFL, 3.5 sacks



11 • DT • NICK JAMES

JR* • 6-2, 290 • Prattville, Ala.

- 2025: 15 tackles, 5.0 TFL, 1 sack, 1 PBU
- 2024: 19 tackles, 2.0 TFL
- Indiana transfer (January 2024)
- In 2 seasons at IU: 7 tackles, 1.0 sack
- Career: 36 tackles, 5.0 TFL, 3 PBU, 1.0 sack



9 • LB • KYLE LOUIS

JR* • 6-0, 225 • East Orange, N.J.

- 2025: 8 starts, 53 tackles, 5.5 TFL, 2 sacks, 2 FR, 1 FF, 2 INT
- 2024: First Team All-American (Sporting News), 101 tackles, 15.5 TFL, 7.0 sacks, 4 INT (1 TD), 1 FF
- 2023: 19 tackles, 1.5 TFL
- Career: 172 tackles, 22.0 TFL, 9.0 sacks, 6 INT (1 TD), 2 FF, 2 FR



3 • LB • RASHEEM BILES

JR • 6-1, 220 • Columbus, Ohio

- 2025: 6 starts, 53 tackles, 8.5 TFL, 2 sack, 2 PBU, 3 QBH, 1 FF, 1 INT (TD)
- 2024: All-ACC selection, 82 tackles, 14.5 TFL, 5.5 sacks, 1 INT (TD), 1 FR, 1 FF
- Played in 12 games, started 9 in 2024
- Led FBS in 2023 with 3 blocked punts
- Career: 137 tackles, 23TFL, 7.5 sacks, 3 BLK, 2 INT (2 TD), 1 FR, 1 FF



0 • LB • BRAYLAN LOVELACE

JR • 6-2, 225 • Leechburg, Pa.

- 2025: 9 starts, 55 tackles, 3.5 TFL, 1 INT, 1 PBU
- Played in all 13 games, started 4 in 2024
- 2024: 53 tackles, 10.5 TFL, 4.0 sacks, 1 INT (TD)
- 2023: 24 tackles, 1.0 TFL, 1 FR (TD)
- Career: 126 tackles, 15 TFL, 4.0 sacks, 2 INT (1 TD), 1 FR (TD)



31 • LB • NICK LAPPI

SR* • 6-2, 215 • Upper Saddle River, N.J.

- 2025: Played in all 7 games, 15 tackles, 3 TFL, 1 sack
- 2024: Played in all 13 games as reserve LB and on special teams, 7 tackles, 1 TFL
- 2023: Played in 10 games as reserve LB and on special teams, 10 tackles, 1 TFL
- Career: 43 games played, 33 tackles



12 • SS • CRUCE BROOKINS

SO* • 6-2, 195 • Pittsburgh, Pa.

- 2025: 7 starts, 37 tackles, 2 PBU, 1 INT, 1 TFL
- 2024: played in all 12 games, 35 tackles, 2 INT, 2 PBU
- 2023: played in 2 games, preserving redshirt
- Career: 73 tackles, 4 PBU, 3 INT



7 • FS • JAVON MCINTYRE

SR* • 6-1, 195 • Bear, Del.

- 2025: 8 starts, 28 tackles, 1 INT, 1 PBU, 1 TFL
- 2024: 51 tackles, 3.5 TFL, 1 FR, 3 PBU
- 2023: 85 tackles, 3.5 TFL, 7 PBU
- 2022: 17 tackles, 1.5 TFL, 2 INT, 3 PBU
- Career: 178 tackles, 9.5 TFL, 3 INT, 13 PBU, 1 FR



23 • S • KAVIR BAINS-MARQUEZ

SR* • 5-10, 175 • San Jose, Calif.

- 2025: 39 tackles, 1 INT, 1 TFL, 1 PBU
- UC Davis transfer (January 2025)
- 2024: 83 tackles, 8.5 TFL, 3 INT, 14 PBU
- 2023: 43 tackles, 0.5 TFL, 2 PBU, 1 FF, 1 FR
- Career: 194 tackles, 15 TFL, 4 INT, 22 PBU



8 • CB • TAMON LYNAM

SR* • 6-2, 185 • Orlando, Fla.

- 2025: 5 starts, 16 tackles, 1 INT
- 2024: played in all 13 games, made 1 start 36 tackles, 7 PBU, 2 TFL, 1 Sack, 1 INT
- Nebraska transfer (January 2024)
- In 3 active years at Nebraska: 24 games, 1 start, 14 tackles, 2 FF, 1 TFL



15 • CB • RASHAD BATTLE

SR* • 6-3, 200 • Atlanta, Ga.

- 2025: 7 starts, 27 tackles, 2 PBU, 1 FR
- 2024: 11 games played, 10 starts, 36 tackles, 1 TFL, 8 PBU, 1 FR
- 2023: Did not play in any games due to pre-season injury
- Career: 85 tackles, 10 PBU, 2 FR, 1 TFL

PITT CAREER HIGHS: OFFENSE



#0 DESMOND REID RB

• Reid Career Highs

Rush Attempts: 32 vs. Toledo (12-26-24)
Rush Yards: 211 at Chattanooga (10-7-23)*
Rush TDs: 5 at Citadel (9-30-23)*
Long Rush: 72 (TD) vs. California (10-12-24)
Receptions: 11 at North Carolina (10-5-24)
Receiving Yards: 155, 2x, last at Florida State (10-11-25)
Receiving TDs: 2, 2x, last at Florida State (10-11-25)
Long Reception: 72 at North Carolina (10-5-24)
 *at Western Carolina

#2 KENNY JOHNSON WR

• Johnson Career Highs

Receptions: 9 vs. Boston College (10-4-25)
Receiving Yards: 115 vs. Boston College (10-4-25)
Receiving TDs: 1, 8x, last at Stanford (11-1-25)
Long Reception: 46 vs. Kent State (8-31-24)

#3 CATAURUS "BLUE" HICKS WR

• Hicks Career Highs

Receptions: 6 vs. Pitt (11-23-24)*
Receiving Yards: 120 vs. NC State (10-25-25)
Receiving TDs: 2 vs. Duquesne (8-30-25)
Long Reception: 84 (TD) vs. NC State (10-25-25)
 * at Louisville

#5 RAPHAEL WILLIAMS JR. WR

• Williams Jr. Career Highs

Receptions: 16 at Wofford (10-30-21)*
Receiving Yards: 177 at Wofford (10-30-21)*
Receiving TDs: 2, 4x, last vs. Central Michigan (9-6-25)
Long Reception: 73 (TD) vs. Wofford (11-5-22)*
 *at Western Carolina

#6 MASON HEINTSCHEL QB

• Heintschel Career Highs

Pass Yards: 423 vs. NC State (10-25-25)
Completions: 30 vs. Boston College (10-4-25)
Attempts: 48 vs. NC State (10-25-25)
Pass TDs: 4 vs. Boston College (10-4-25)
INTs: 2, 2x, last at Stanford (11-1-25)
Long Completion: 84 (TD) vs. NC State (10-25-25)
Rush Yards: 64 at Florida State (10-11-25)
Rush Attempts: 16 at Florida State (10-11-25)
Rush TDs: 1 at Syracuse (10-18-25)
Long Rush: 36 (TD) at Syracuse (10-18-25)

#7 DUECE SPANN WR

• Spann Career Highs

Receptions: 3 vs. Duquesne (8-27-22)*
Receiving Yards: 45 vs. Nebraska (8-28-21)^
Receiving TDs: 1, 3x, last vs. Boston College (10-4-25)
Long Reception: 45 vs. Nebraska (8-28-21)^
 *at Florida State
 ^at Illinois

#8 JUELZ GOFF RB

• Goff Career Highs

Rush Attempts: 17 vs. Boston College (10-4-25)
Rush Yards: 59 vs. Boston College (10-4-25)
Rush TDs: 1, 4x, last at Syracuse (10-18-25)
Long Rush: 17 at West Virginia (9-13-25)
Receptions: 3 vs. Toledo (12-26-24)
Receiving Yards: 32 vs. Toledo (12-26-24)
Receiving TDs: 0

#10 ELI HOLSTEIN QB

• Holstein Career Highs

Pass Yards: 381 at North Carolina (10-5-24)
Completions: 30 vs. Kent State (8-31-24)
Attempts: 47 at SMU (11-2-24)
Pass TDs: 4, 2x, last vs. Central Michigan (9-6-25)
INTs: 2, 2x, last vs. Louisville (9-27-25)
Long Completion: 82 vs. Youngstown State (9-21-24)
Rush Yards: 93 vs. Youngstown State (9-21-24)
Rush Attempts: 14, 2x, last at West Virginia (9-13-25)
Rush TDs: 2 vs. Youngstown State (9-21-24)
Long Rush: 49 vs. Youngstown State (9-21-24)

#23 ZION FOWLER-EL WR

• Fowler-El Career Highs

Receptions: 2, 3x, last vs. Boston College (10-4-25)
Receiving Yards: 20 vs. Boston College (10-4-25)
Receiving TDs: 1 vs. Boston College (10-4-25)
Long Reception: 18 vs. Boston College (10-4-25)

#25 JA'KYRIAN TURNER RB

• J. Turner Career Highs

Rush Attempts: 22 at Stanford (11-1-25)
Rush Yards: 127 at Stanford (11-1-25)
Rush TDs: 2, 2x, last vs. NC State (10-25-25)
Long Rush: 37 at Stanford (11-1-25)
Receptions: 4 at Florida State (10-11-25)
Receiving Yards: 36 at Stanford (11-1-25)
Receiving TDs: 0

#35 JALYNN WILLIAMS RB

• J. Williams Career Highs

Rush Attempts: 12 at Furman (10-15-22)*
Rush Yards: 61 at Samford (9-24-22)*
Rush TDs: 3 vs. The Citadel (10-12-24)*
Long Rush: 24 at Samford (9-24-22)*
Receptions: 10 vs. VMI (10-1-22)*
Receiving Yards: 94 vs. VMI (10-1-22)*
Receiving TDs: 1 at Charleston Southern (9-3-22)*
 *at Western Carolina

#80 BRYCE YATES WR

• Yates Career Highs

Receptions: 2, 3x, last vs. Boston College (10-4-25)
Receiving Yards: 69 vs. Duquesne (8-30-25)
Receiving TDs: 1 vs. Duquesne (8-30-25)
Long Reception: 68 at West Virginia (9-13-25)

#82 MALACHI THOMAS TE

• Thomas Career Highs

Receptions: 3 vs. Boston College (10-4-25)
Receiving Yards: 34 vs. Duquesne (8-30-25)
Receiving TDs: 1, 2x, last vs. Duquesne (8-30-25)
Long Reception: 34 vs. Duquesne (8-30-25)

#87 JAKE OVERMAN TE

• Overman Career Highs

Receptions: 4 at SMU (11-2-24)
Receiving Yards: 48 at SMU (11-2-24)
Receiving TDs: 1 at Stanford (11-1-25)
Long Reception: 31 vs. Youngstown State (9-21-24)

#88 JUSTIN HOLMES TE

• Holmes Career Highs

Receptions: 4, 2x, last at Stanford (11-1-25)
Receiving Yards: 61 vs. Bowling Green (11-8-23)*
Receiving TDs: 1, 2x, last vs. Boston College (10-4-25)
Long Reception: 41 vs. Bowling Green (11-8-23)*
 * at Kent State

#93 TREY BUTKOWSKI PK

• Butkowski Career Highs

FG Made: 4 vs. NC State (10-25-25)
FG Attempted: 5 vs. NC State (10-25-25)
Long FG: 47 vs. Boston College (10-4-25)
PATs Made: 7 vs. Duquesne (8-30-25)
PATs Attempted: 8 vs. Duquesne (8-30-25)
Points: 17 vs. NC State (10-25-25)
Kickoffs: 0
Touchbacks: 0

PITT CAREER HIGHS: DEFENSE



#0 BRAYLAN LOVELACE LB

• Lovelace Career Highs

Tackles: 10, 2x, last at Florida State (10-11-25)
TFLs: 3 vs. California (10-12-24)
Sacks: 2 vs. California (10-12-24)
Interceptions: 1, 2x, last at West Virginia (9-13-25)
Fumble Recoveries: 1 (TD) at Virginia Tech (9-30-23)

#2 ISAIAH NEAL DT

• Neal Career Highs

Tackles: 5 at Florida State (10-11-25)
TFLs: 2 vs. Central Michigan (9-6-25)
Sacks: 1.0, 3x, last at Syracuse (10-18-25)

#3 Rasheem Biles LB

• Biles Career Highs

Tackles: 15 at West Virginia (9-13-25)
TFLs: 4 vs. Louisville (9-27-25)
Sacks: 1, 8x, last vs. Boston College (10-4-25)
Interceptions: 1 (TD), 2x, last vs. Louisville (9-27-25)
Fumble Recoveries: 1 vs. Clemson (11-16-24)
Forced Fumbles: 1, 2x, last vs. Boston College (10-4-25)

#5 Zach Crothers DE

• Crothers Career Highs

Tackles: 7 vs. Central Michigan (9-6-25)
TFLs: 2 vs. Central Michigan (9-6-25)
Sacks: 1.5 vs. Central Michigan (9-6-25)

#7 JAVON McINTYRE S

• McIntyre Career Highs

Tackles: 11 vs. Syracuse (11-11-23)
TFLs: 1, 7x, last vs. NC State (10-25-25)
Interceptions: 1, 3x, last at Stanford (11-1-25)

#8 TAMON LYNUM CB

• Lynam Career Highs

Tackles: 7 vs. Virginia (11-9-24)
TFLs: 1, 3x, last vs. Clemson (11-16-24)
Sacks: 1, 2x, last vs. Virginia (11-9-24)
Interceptions: 1, 2x, last at Syracuse (10-18-25)

#9 KYLE LOUIS LB

• Louis Career Highs

Tackles: 13 vs. West Virginia (9-14-24)
TFLs: 3.5 vs. Clemson (11-16-24)
Sacks: 2, 2x, last vs. Duquesne (8-30-25)
Interceptions: 1, 6x, last at Stanford (11-1-25)
Fumble Recoveries: 1, 2x, last vs. Boston College (10-4-25)
Forced Fumbles: 1, 2x, last vs. Boston College (10-4-25)

#10 BLAINE SPIRES DE

• Spires Career Highs

Tackles: 6 at Tennessee (9-2-21)^
TFLs: 2, 3x, last at New Mexico (11-24-23)*
Sacks: 2 at New Mexico (11-24-23)*
** at Utah State*
^ at Bowling Green

#11 NICK JAMES DT

• James Career Highs

Tackles: 6 at West Virginia (9-13-25)
TFLs: 1.5 at Florida State (10-11-25)
Sacks: 1, 2x, last at Florida State (10-11-25)

#12 CRUCE BROOKINS S

• Brookins Career Highs

Tackles: 14 at West Virginia (9-13-25)
TFLs: 1 vs. Boston College (10-4-25)
Interceptions: 1, 3x, last at Syracuse (10-18-25)

#15 RASHAD BATTLE CB

• Battle Career Highs

Tackles: 8 vs. Louisville (9-27-25)
TFLs: 1 vs. California (10-12-24)
Interceptions: 0
Fumble Recoveries: 1, 2x, last vs. NC State (10-25-25)

#21 SHADARIAN HARRISON CB

• Harrison Career Highs

Tackles: 9 vs. Central Michigan (9-6-25)
TFLs: 0
Interceptions: 1 vs. Boston College (10-4-25)
Forced Fumbles: 1 at Florida State (10-11-25)

#23 KAVIR BAINS-MARQUEZ S

• Bains-Marquez Career Highs

Tackles: 13 at Florida State (10-11-25)
TFLs: 2, 3x, last vs. Cal Poly (10-12-24)*
Sacks: 1 2x, last vs. Idaho St. (11-5-22)*
Interceptions: 1, 4x, last at Syracuse (10-18-25)
** at UC Davis*

#24 CAMERON LINDSEY LB

• Lindsey Career Highs

Tackles: 8 at Stanford (11-1-25)
TFLs: 2 at Syracuse (10-18-25)
Sacks: 1 2x, last at Stanford (11-1-25)
Forced Fumble: 1 vs. NC State (10-25-25)

#31 NICK LAP I LB

• Lapi Career Highs

Tackles: 8 vs. Cincinnati (9-9-23)
TFLs: 2 at Syracuse (10-18-25)
Sacks: 1 at Syracuse (10-18-25)

#44 JIMMY SCOTT DE

• Scott Career Highs

Tackles: 6 vs. California (10-12-24)
TFLs: 3.5 vs. California (10-12-24)
Sacks: 3 vs. California (10-12-24)
Forced Fumbles: 1 at Florida State (10-11-25)

#45 JOEY ZELINSKY DE

• Zelinsky Career Highs

Tackles: 7 vs. Massachusetts (9-16-23)*
TFLs: 1, 4x, last at Syracuse (10-18-25)
Sacks: 2 at Washington (9-7-24)*
** at Eastern Michigan*

#55 SEAN FITZSIMMONS DT

• FitzSimmons Career Highs

Tackles: 9 at Louisville (11-23-24)
TFLs: 1, 7x, last vs. Louisville (9-27-25)
Sacks: 1, 3x, last at West Virginia (9-13-25)

#56 JAEDEN MOORE DE

• Moore Career Highs

Tackles: 2, 3x, last vs. Washington (11-30-24)*
TFLs: 0.5, 2x, last Washington (11-30-24)*
Sacks: 0.5 vs. Washington (11-30-24)*
** at Oregon*

#95 FRANCIS BREWU DT

• Brewu Career Highs

Tackles: 9 at West Virginia (9-13-25)
TFLs: 1, 6x, last at Stanford (11-1-25)
Sacks: 1, 3x, last at West Virginia (9-13-25)

#91 CALEB JUNKO P

• Junko Career Highs

Punts: 9 vs. Florida State (11-4-23)
Punt Average: 64.7 vs. UCLA (12-30-22)
Long: 85 vs. UCLA (12-30-22)
Inside 20: 3, 4x, last at West Virginia (9-13-25)

2025 PITT STARTING LINEUPS



OFFENSE

GAME	QB	RB	WR	WR	WR	TE	LT	LG	C	RG	RT
Duquesne	Holstein	Reid	Johnson	Hicks	Williams Jr.	Overman	Persi	Gouveia	Cooper	Williams	Baer
Central Michigan	Holstein	Reid	Johnson	Hicks	Williams Jr.	Holmes	Persi	Gouveia	Cooper	Williams	Baer
West Virginia	Holstein	Reid	Johnson	Hicks	Williams Jr.	Holmes	Persi	Gouveia	Cooper	Williams	Baer
Louisville	Holstein	Goff	Johnson	Hicks	Williams Jr.	Holmes	Persi	Gouveia	Cooper	Williams	Baer
Boston College	Heintschel	Goff	Johnson	Hicks	Williams Jr.	Holmes	Persi	Carretta	Cooper	Williams	Baer
Florida State	Heintschel	Reid	Johnson	Spann	Williams Jr.	Holmes	Stanley	Carretta	Cooper	Williams	Baer
Syracuse	Heintschel	Turner	Johnson	Hicks	Williams Jr.	Thomas	Stanley	Carretta	Cooper	Williams	Baer
NC State	Heintschel	Reid	Johnson	Hicks	Williams Jr.	Holmes	Stanley	Carretta	Cooper	Williams	Baer
Stanford	Heintschel	Turner	Johnson	Hicks	Williams Jr.	Holmes	Stanley	Carretta	Cooper	Williams	Baer
Notre Dame											
Georgia Tech											
Miami											

DEFENSE

GAME	DE	DT	DT	DE	OLB	MLB	OLB	SS	FS	CB	CB
Duquesne	Spires	Brewu	FitzSimmons	Scott	Louis	Lovelace	Biles	Brookins	McIntyre	Battle	Lynum
Central Michigan	Spires	Brewu	FitzSimmons	Scott	Louis	Lovelace	Biles	Brookins	McIntyre	Harrison	Lynum
West Virginia	Spires	Brewu	FitzSimmons	Scott	Louis	Lovelace	Biles	Brookins	McIntyre	Harrison	Lee Jr.
Louisville	Spires	Brewu	FitzSimmons	Scott	Louis	Lovelace	Biles	Brookins	McIntyre	Battle	Harrison
Boston College	Neal	Brewu	FitzSimmons	Scott	Louis	Lovelace	Biles	Brookins	Bains-Marquez	Battle	Harrison
Florida State	Neal	Brewu	FitzSimmons	Scott	Louis	Lovelace	Biles	Bains-Marquez	McIntyre	Battle	Harrison
Syracuse	Neal	Brewu	FitzSimmons	Scott	Louis	Lovelace	Lapi	Brookins	McIntyre	Battle	Lynum
NC State	Neal	Brewu	FitzSimmons	Scott	Lovelace	Ibrahim	Lindsey	Brookins	McIntyre	Battle	Lynum
Stanford	Neal	Brewu	FitzSimmons	Scott	Louis	Lovelace	Lindsey	Bains-Marquez	McIntyre	Battle	Lynum
Notre Dame											
Georgia Tech											
Miami											

PITT 61 DUQUESNE 9**Aug. 30, 2025 • Acrisure Stadium • Attendance: 53,006**

Pitt (1-0) breezed past crosstown rival Duquesne, 61-9, in their 2025 season-opening win on Saturday afternoon...QB Eli Holstein (15-of-23, 215 yds, 4 TDs) became the first Pitt quarterback to throw four touchdown passes in a game since Kenny Pickett threw four at Syracuse on November 27, 2021...thirteen different Panthers caught a pass in the season-opener, including Cataurus "Blue" Hicks (4-55, 2 TD), Bryce Yates (2-69, TD), Kenny Johnson (4-47, TD) and Malachi Thomas (1-34, TD) who all reached the endzone...on his first touch of the year, All-American Desmond Reid returned a punt 88 yards to the house to open up the scoring for the Panthers...it marked the longest punt return for a touchdown in the stadium's history...the Panther defense held the Dukes to just 37 yards in the run game and 208 yards of total offense...during the Narduzzi Era, Pitt has allowed fewer than 208 yards of total offense in a game 12 times...they are 12-0 in those contests.

DUQUESNE	0	6	0	3	9
PITT	14	20	14	13	61

First Quarter

PITT — Reid 88-yd punt return (Butkowski kick) 12:14
PITT — Hicks 4-yd pass from Holstein (Butkowski kick) 2:47

Second Quarter

DUQ — Alexander 7-yd pass from Riddell (Marcinko missed PAT) 10:28
PITT — Goff 1-yd run (Butkowski blocked PAT) 9:24
PITT — Johnson 20-yd pass from Holstein (Butkowski kick) 4:01
PITT — Hicks 16-yd pass from Holstein (Butkowski kick) 0:48

Third Quarter

PITT — Reid 53-yd run (Butkowski PAT blocked) 14:14
PITT — Thomas 34-yd pass from Holstein (Butkowski kick) 3:14

Fourth Quarter

DUQ — Marcinko 35-yd field goal 13:56
PITT — Butkowski 27-yd field goal 8:03
PITT — Butkowski 27-yd field goal 3:32
PITT — Yates 60-yd pass from Gonzales (Butkowski kick) 1:12

Team Stats	DUQ	PITT
First Downs	8	21
Rushes-Yards	31-37	27-158
Comp-Att-Int	17-27-0	23-38-1
Passing Yards	171	302
Total Yards	208	460
Punt Returns-Yards	1-4	6-143
Kick Returns-Yards	0-0	1-78
Interceptions-Yards	1-0	0-0
Fumbles-Lost	0-0	0-0
Punts-Average	12-37.1	4-45.2
Penalties-Yards	11-88	3-35
Third Down Conv.	2-15	5-14
Fourth Down Conv.	0-0	2-3
Sacks By-Yards	1-6	4-37
Possession Time	35:23	24:37

Rushing

DUQ — Butts 10-38; Davis 5-17; Kushner 3-10; Hopkins 6-5; Solomon Jr. 2 -(-3); Riddell 4 -(-26).
PITT — Reid 8-66; Holstein 7-41; Goff 7-31; J. Williams 2-10; R. Williams Jr. 1-4; C. Williams 1-4; Gonzales 1-2.

Passing

DUQ — Riddell 14-23-0, 154 yards, 1 TD; Kushner 3-4-0, 17 yards, 0 TD
PITT — Holstein 15-23-1, 215 yards, 4 TD; Gonzales 8-15-0, 87 yards, 1 TD

Receiving

DUQ — Isabella 8-120; Johnson 3-21; Sheehan 1-8; Alexander 1-7, 1 TD; Solomon Jr. 1-4; Butts 1-4; Gochis 1-4; Harrold 1-2.
PITT — Yates 2-69, 1 TD; Hicks 4-55, 2 TD; Johnson 4-47, 1 TD; R. Williams Jr. 1-45; Thomas 1-34, 1 TD; Altman 1-13; Spann 2-12; J. Williams 1-9; Fowler-El 2-7; Sapp 1-7; Overman 1-3; Reid 1-2; C. Williams 2-(-1).

PITT 45 CENTRAL MICHIGAN 17**Sept. 6, 2025 • Acrisure Stadium • Attendance: 48,424**

The Panthers (2-0) cruised to a 45-17 victory over Central Michigan in week two of the 2025 season...QB Eli Holstein threw for 304 yards (21-of-28) and four touchdowns in the win ...he's the first Pitt QB to throw at least four touchdowns in each of the first two games of a season since Rod Rutherford in 2003...three Panthers: Justin Holmes (12-yd rec.), Josh Altman(2-yd rec.) and Ja'Kyrian Turner (2-yd run) all reached the endzone for the first time in their careers...despite Pitt's dominance, the Chippewas cut the Panther lead to just one score late in the third quarter...Pitt's offense would respond with touchdowns on the next two drives to put the game out of reach...DL Francis Brewu forced Pitt's first turnover of the year on a strip sack in a crucial spot of the fourth quarter...for the second-straight week, the Panther defense held their opponent to less than 50 yards on the ground (41) and less than 250 yards of total offense (217).

CENTRAL MICHIGAN	0	10	7	0	17
PITT	7	17	7	14	45

First Quarter

PITT — R. Williams Jr. 3-yd pass from Holstein (Butkowski kick) 11:56

Second Quarter

CMU — Graham 41-yd field goal 12:28
PITT — Holmes 12-yd pass from Holstein (Butkowski kick) 11:03
PITT — Altman 2-yd pass from Holstein (Butkowski kick) 6:40
PITT — Butkowski 43-yd field goal 2:08
CMU — Glasser 2-yd run (Graham kick) 0:09

Third Quarter

CMU — Temple 6-yd pass from Labas (Graham kick) 3:01
PITT — R. Williams Jr. 48-yd pass from Holstein (Butkowski kick) 2:15

Fourth Quarter

PITT — Goff 2-yd run (Butkowski kick) 10:34
PITT — Turner 2-yd run (Butkowski kick) 0:45

Team Stats	CMU	PITT
First Downs	13	22
Rushes-Yards	41-40	26-124
Comp-Att-Int	20-27-0	24-32-1
Passing Yards	177	340
Total Yards	217	464
Punt Returns-Yards	1-2	2-26
Kick Returns-Yards	2-31	3-84
Interceptions-Yards	1-18	0-0
Fumbles-Lost	3-1	0-0
Punts-Average	5-46.1	1-47.0
Penalties-Yards	9-75	6-63
Third Down Conv.	6-17	6-9
Fourth Down Conv.	3-5	0-1
Sacks By-Yards	1-4	4-21
Possession Time	36:43	23:17

Rushing

CMU — Flores 9-18; Cornist 9-13; Labas 4-11; Biggins 9-10; Temple 1-1; Glasser 6-0; Townsend 1-(-1); Rose 1-(-1).
PITT — Reid 10-46; Holstein 4-36; Turner 6-26, 1 TD; Goff 6-16, 1 TD.

Passing

CMU — Labas 11-14-0, 89 yards, 1 TD; Glasser 7-9-0, 78 yards, 0 TD, Glasser 2-3-0, 10 yards, 0 TD
PITT — Holstein 21-28-1, 304 yards, 4 TD; Heintschel 3-4-0, 36 yards, 0 TD

Receiving

CMU — Ruffin Jr. 4-19; Temple 3-14, 1 TD; Davis 2-25; Townsend 2-20; McIntosh 2-17; Biggins 2-2; Kruisenga 1-26; Lewis 1-21; Payne 1-18; Williams 1-10; Dryden 1-5.
PITT — R. Williams Jr. 5-81, 2 TD; Reid 5-69; Johnson 2-58; Spann 2-27; Holmes 2-25, 1 TD; Fowler-El 2-19; Altman 2-11, TD; Hunt 1-20; Hicks 1-19; Goff 1-10; Turner 1-1.

WEST VIRGINIA 31 PITT 24 (OT)

Sept. 13, 2025 • Milan Puskar Stadium • Attendance: 62,108

Despite a late fourth quarter lead, Pitt (2-1) fell to West Virginia (2-1), 31-24, in overtime of the 108th Backyard Brawl... West Virginia's Tye Edwards ran for 141 yards and three scores against the Pitt defense... his one-yard TD rush in overtime proved to be the game-winner... after struggling to finish drives early in the game, the Panthers scored on four consecutive drives in the second half to take a 10-point lead in the fourth quarter...the Mountaineers rambled off 17 unanswered points as they went on to win just the second overtime game in the history of the Backyard Brawl...linebacker Rasheem Biles racked up a career-high 15 tackles with one TFL in the loss while quarterback Eli Holstein passed for 300 yards (22-of-37, 303, TD) for the seventh time in his career.

PITT	0	3	11	10	0	24
WEST VIRGINIA	0	7	7	10	7	31

First Quarter

No scoring

Second Quarter

WVU — Edwards 12-yd rush (Hensley kick) 11:51
PITT — Butkowski 23-yd field goal 1:37

Third Quarter

WVU — Edwards 1-yd rush (Hensley kick) 8:27
PITT — Holstein 1-yd rush (Hicks pass from Holstein) 6:16
PITT — Butkowski 46-yd field goal 3:30

Fourth Quarter

PITT — Butkowski 36-yd field goal 14:56
PITT — Williams Jr. 14-yd pass from Holstein (Butkowski kick) 9:23
WVU — Hensley 21-yd field goal 5:03
WVU — Barnes 2-yd pass from Marchiol (Hensley kick) 0:11

Overtime

WVU — Edwards 1-yd rush (Hensley kick)

Team Stats	PITT	WVU
First Downs	15	28
Rushes-Yards	34-46	58-174
Comp-Att-Int	22-38-1	22-32-1
Passing Yards	303	260
Total Yards	349	434
Punt Returns-Yards	3-28	1-2
Kick Returns-Yards	3-17	1-18
Interceptions-Yards	2-22	1-18
Fumbles-Lost	0-0	0-0
Punts-Average	7-43.0	6-45.7
Penalties-Yards	14-118	6-60
Third Down Conv.	4-17	5-17
Fourth Down Conv.	1-2	2-3
Sacks By-Yards	3-22	6-47
Possession Time	28:59	31:01

Rushing

PITT — Goff 8-37; Reid 6-30; Turner 4-9; Team 1-(-1); Hicks 1-(-2); Holstein 14-(27), 1 TD.
WVU — Edwards 25-141, 3 TD; Ash 12-37; Bowers 1-3; Fox Jr. 6-2; Marchiol 10-(-4); Henderson 4-(-5).

Passing

PITT — Holstein 22-37-1, 303 yards, 1 TD; Gonzales 0-1-0
WVU — Marchiol 19-25-0, 192 yards, 1 TD; Fox Jr. 1-4-2, 56 yards; Henderson 2-3-0, 12 yards

Receiving

PITT — Williams Jr. 6-119, 1 TD; Yates 2-74; Thomas 2-26; Spann 2-23; Johnson 3-21; Holmes 2-14; Goff 2-13; Hicks 2-10; Turner 1-3.
WVU — Gallagher III 7-61; Barnes 5-58, 1 TD; Smith-Brown 1-56; Vaughn 3-34; Ash 4-32; Fox 1-12; Barrick 1-7.

LOUISVILLE 34 PITT 27

Sept. 27, 2025 • Acrisure Stadium • Attendance: 45,301

The Panthers (2-2, 0-1 ACC) dropped their first conference matchup of the season to Louisville (4-0, 1-0 ACC), relinquishing a double-digit lead in the second half for the second consecutive game...Pitt jumped out to an early 17-0 lead on a Trey Butkowski field goal (30-yd), Blue Hicks touchdown reception (38-yd) and a Rasheem Biles 75-yard interception return for a score...Biles' pick-six was the second longest by a Pitt linebacker in the last three decades...Louisville would however capitalize on Pitt's mistakes in week four, scoring 21 points off of the Panthers' five turnovers...Louisville's quarterback, Miller Moss tossed for 339 yards (33-of-51) and three scores in the contest...Pitt's Hicks, a Louisville transfer, caught four passes for a career high 113 yards against his former squad.

LOUISVILLE	0	17	3	14	0	24
PITT	17	10	0	0	7	31

First Quarter

PITT — Butkowski 30-yd field goal 11:34
PITT — Hicks 39-yd pass from Holstein (Butkowski kick) 9:53
PITT — Biles 75-yd interception return (Butkowski kick) 2:46

Second Quarter

LOU — Moss 1-yd rush (Ranvier kick) 12:32
LOU — Ranvier 35-yd field goal 5:03
LOU — Bell 25-yd pass from Moss (Ranvier kick) 3:42
PITT — Butkowski 37-yd field goal 1:42
PITT — Williams Jr. 38-yd pass from Holstein (Butkowski kick) 0:19

Third Quarter

LOU — Keller 57-yd field goal 11:44
LOU — Skinner 12-yd pass from Moss (Ranvier kick) 10:49

Fourth Quarter

LOU — Kurisky 9-yd pass from Moss (Ranvier kick) 7:03

Team Stats	UL	PITT
First Downs	23	14
Rushes-Yards	34-53	23-80
Comp-Att-Int	33-51-1	17-32-3
Passing Yards	339	259
Total Yards	392	339
Punt Returns-Yards	1-6	2-(-14)
Kick Returns-Yards	2-35	3-52
Interceptions-Yards	3-0	1-75
Fumbles-Lost	0-0	2-2
Punts-Average	6-36.0	3-45.3
Penalties-Yards	9-92	6-38
Third Down Conv.	9-19	1-10
Fourth Down Conv.	0-0	1-4
Sacks By-Yards	2-8	2-20
Possession Time	39:22	20:38

Rushing

LOU — Watson 14-47; Brown 14-20; Lacy 1-2; Team 1-(-1); Moss 5-(-15), 1 TD.
PITT — Turner 6-36; Goff 7-34; Holstein 7-26; J. Williams 1-0; Gonzales 1-(-1); Junko 1-(-6).

Passing

LOU — Holstein 33-51-1, 339 yards, 3 TD
PITT — Holstein 14-26-2, 228 yards, 2 TD; Gonzales 3-6-1, 31 yards

Receiving

LOU — Bell 10-135, 1 TD; Lacy 8-95; Kurisky 4-31, 1 TD; Meeks 2-26; Skinner 3-25; Brown 4-16; Hurry 1-8; Watson 1-3
PITT — Hicks 4-113, 1 TD; Williams Jr. 4-57, 1 TD; Johnson 3-51; Holmes 2-17; Goff 2-12; Thomas 1-11; Spann 1-(-2).

PITT 48 BOSTON COLLEGE 7**Oct. 4, 2025 • Acrisure Stadium • Attendance: 51,101**

Pitt (3-2, 1-1 ACC) got back in the win column with a resounding victory over Boston College (1-4, 0-3 ACC) after their two-game skid... The Panthers played perhaps their most complete game of the season in their second ACC contest of 2025...A potent offensive attack paired with their ferocious defense led the Panthers to a 45-0 advantage after the first three quarters of play...Pitt's 48-7 win marked the second-largest margin of victory against a conference opponent in program history and the largest since 2016...Pitt QB Mason Heintschel became the first true freshman quarterback at Pitt to win his first career start since Kenny Pickett in 2017...Heintschel finished the day 30-of-41 passing with 323 yards and four touchdowns in the first start of his career...Six different Panthers found the endzone in Pitt's 41-point victory with WR Kenny Johnson recording career highs in both receptions (9) and receiving yards (115).

BOSTON COLLEGE	0	0	0	7	7
PITT	10	21	14	3	48

First Quarter

PITT — Holmes 14-yd pass from Heintschel (Butkowski kick) 7:22
PITT — Butkowski 31-yd field goal 0:39

Second Quarter

PITT — Johnson 12-yd pass from Heintschel (Butkowski kick) 6:25
PITT — Goff 3-yd rush (Butkowski kick) 1:56
PITT — Turner 6-yd rush (Butkowski kick) 0:10

Third Quarter

PITT — Spann 10-yd pass from Heintschel (Butkowski kick) 9:08
PITT — Fowler-El 18-yd pass from Heintschel (Butkowski kick) 1:39

Fourth Quarter

PITT — Butkowski 47-yd field goal 8:28
BC — Chudzinski 3-yd pass from Reisig (1:57)

Team Stats	BC	PITT
First Downs	11	31
Rushes-Yards	24-27	43-172
Comp-Att-Int	14-30-1	32-45-0
Passing Yards	189	331
Total Yards	216	503
Punt Returns-Yards	1-9	1-(-1)
Kick Returns-Yards	3-45	1-26
Interceptions-Yards	0-0	1-0
Fumbles-Lost	2-2	0-0
Punts-Average	6-42.0	3-46.7
Penalties-Yards	5-57	8-70
Third Down Conv.	4-12	9-17
Fourth Down Conv.	0-1	3-3
Sacks By-Yards	2-14	2-22
Possession Time	20:52	39:08

Rushing

BC — McDonald 5-31; MacCormack III 9-17; Richard 6-2; Team 1-(-3); Loneragan 3-(-20).

PITT — Turner 12-67, 1 TD; Goff 17-59, 1 TD; Heintschel 10-28; Holstein 2-14; C. Williams 2-4.

Passing

BC — Loneragan 9-18-0, 89 yards; James 2-9-1, 30 yards; Reisig 3-3-0, 70 yards, 1 TD.

PITT — Heintschel 30-41-0, 323 yards, 4 TD; Holstein 2-4-0, 8 yards.

Receiving

BC — Chudzinski 3-70, 1 TD; Harris 2-35; Franklin 2-35; McLaughlin 1-21; Bond 2-14; McDonald 1-11; Pough 1-4; MacCormack III 1-2; Richard 1-(-3).

PITT — Johnson 9-115, 1 TD; Holmes 3-40, 1 TD; Turner 2-32; Goff 2-28; Thomas 3-22; Yates 2-22; Fowler-El 2-20, 1 TD; Williams Jr. 2-18; Spann 2-12, 1 TD; Overman 2-11; Altzman 2-7; Kinsler 1-4.

PITT 34 #25 FLORIDA STATE 31**Oct. 11, 2025 • Doak Campbell Stadium • Attendance: 65,256**

The Panthers (4-2, 2-1 ACC) earned their first ranked win on the road since 2018 with their 34-31 victory at No. 25 Florida State (3-3, 0-3 ACC)...In his return to the lineup, RB Desmond Reid led all players with 200 all-purpose yards (155 receiving, 45 rushing) and two touchdown receptions...His 155 receiving yards and two receiving touchdowns tied career highs...True freshman QB Mason Heintschel passed for 321 yards (21-of-29) and two touchdowns in the second start of his career...His 64 rushing yards on 16 attempts led all Panthers...On the first drive of the game, Pitt marched down the field for a 15-play, 75-yard touchdown drive which was capped off by a Ja'Kyrian Turner 10-yard rush...Turner recorded the first multi-touchdown game of his career, rushing for 44 yards on 10 carries with two scores...Despite trailing by seven points at halftime, Pitt stormed back to secure its first come-from-behind win of the season, outscoring Florida State 20-10 in the second half...Safety Kavir Bains-Marquez led all players with a career-high 13 tackles, marking his first double-digit tackle performance as a Panther.

PITT	7	7	7	13	34
FLORIDA STATE	7	14	3	7	31

First Quarter

PITT — Turner 10-yd rush (Butkowski kick) 6:55
FSU — Holmes 1-yd rush (Weinberg kick) 3:17

Second Quarter

PITT — Reid 24-yd pass from Heintschel (Butkowski kick) 14:21
FSU — Danzy 33-yd pass from Castellanos (Weinberg kick) 4:20
FSU — Thomas 25-yd pass from Castellanos (Weinberg kick) 0:06

Third Quarter

PITT — Reid 16-yd pass from Heintschel (Butkowski kick) 10:15
FSU — Weinberg 34-yd field goal 5:41

Fourth Quarter

PITT — Butkowski 28-yd field goal 11:38
PITT — Butkowski 34-yd field goal 7:15
PITT — Turner 3-yd rush (Butkowski kick) 2:28
FSU — Danzy 58-yd pass from Castellanos (Weinberg kick) 1:45

Team Stats	PITT	FSU
First Downs	23	21
Rushes-Yards	42-155	40-170
Comp-Att-Int	21-29-2	16-23-0
Passing Yards	321	245
Total Yards	476	415
Punt Returns-Yards	0-0	0-0
Kick Returns-Yards	0-0	2-48
Interceptions-Yards	0-0	2-12
Fumbles-Lost	2-0	2-1
Punts-Average	2-39.5	5-38.2
Penalties-Yards	5-55	8-72
Third Down Conv.	5-14	6-12
Fourth Down Conv.	3-3	0-0
Sacks By-Yards	2-9	5-35
Possession Time	32:35	27:25

Rushing

PITT — Heintschel 16-64; Reid 12-45; Turner 10-44, 2 TD; Goff 1-4; Spann 1-1; Hicks 1-0; Team 1-(-3).

FSU — Sawchuk 14-71; Kromah 7-55; Holmes 10-40, 1 TD; Castellanos 8-12; Danzy 1-(-8).

Passing

PITT — Heintschel 21-29-2, 321 yards, 2 TD

FSU — Castellanos 16-23-0, 245 yards, 3 TD

Receiving

PITT — Reid 8-155, 2 TD; Williams Jr. 6-78; Turner 4-34; Johnson 1-42; Overman 1-12; Holmes 1-0.

FSU — Danzy 7-133, 2 TD; Douglas 2-24; Robinson 2-10; Thomas 1-25, 1 TD; Moore 1-19; Sawchuk 1-16; McCoy 1-15; Lucas 1-3.

PITT 30 SYRACUSE 13**Oct. 18, 2025 • JMA Wireless Dome • Attendance: 40,772**

The Panthers earned their third straight win (5-2, 3-1) with a 30-13 victory over Syracuse (3-4, 1-3), continuing their dominance in a series that began in 1955...Pitt has won seven of the last eight and 20 of the last 24, with Head Coach Pat Narduzzi now 9-2 all-time against the Orange...The defense recorded a season-high three interceptions, with Tamon Lynam grabbing the first in the opening quarter, Cruce Brookins securing his first of the season, and Kavar Bains-Marquez notching his first as a Panther...It marked Pitt's most picks in a game since tallying five against Syracuse on Oct. 24, 2024...Mason Heintschel capped Pitt's opening drive with a career-long 36-yard touchdown run, and Kenney Johnson returned his first career punt 66 yards for a score just before halftime, marking Pitt's second punt-return TD of the season...Johnson also surpassed 1,000 career receiving yards (87 receptions, 1,052 yards), while Cameron Lindsey posted career highs in tackles (7) and tackles for loss (2)...Freshman Trey Butkowski went a perfect 6-for-6 on kicks, including field goals from 31, 32, and 42 yards.

PITT	7	10	3	10	30
SYRACUSE	7	0	0	6	13

First Quarter

PITT — Heintschel 36-yd rush (Butkowski kick) 11:49
 SYR — Gill Jr. 11-yd pass from Collins (Woody kick) 2:08

Second Quarter

PITT — Butkowski 31-yd field goal 11:00
 PITT — Johnson 66-yd punt return (Butkowski kick) 0:02

Third Quarter

PITT — Butkowski 42-yd field goal 11:20

Fourth Quarter

PITT — Butkowski 32-yd field goal 10:48
 SYR — Ross 12-yd pass from Collins (Collins rush failed) 6:19
 PITT — Goff 1-yd rush (Butkowski kick) 1:57

Team Stats	PITT	SYR
First Downs	16	13
Rushes-Yards	43-117	30-76
Comp-Att-Int	13-24-1	17-34-3
Passing Yards	143	136
Total Yards	260	212
Punt Returns-Yards	1-66	1-6
Kick Returns-Yards	0-0	5-119
Interceptions-Yards	3-76	1-34
Fumbles-Lost	0-0	0-0
Punts-Average	6-47.8	7-45.7
Penalties-Yards	13-114	12-107
Third Down Conv.	4-15	4-15
Fourth Down Conv.	1-1	1-3
Sacks By-Yards	2-23	7-35
Possession Time	29:58	30:02

Rushing

PITT — Turner 15-42; Reid 6-38; Heintschel 12-23, 1 TD; Goff 7-10, 1 TD; Johnson 1-9; Team 2-(-5).
SYR — Collins 9-42; Willis 13-16; Nixon 5-9; Carney 3-9.

Passing

PITT — Heintschel 13-24-1, 143 yards.
SYR — Collins 15-31-3, 126 yards, 2 TD; Carney 2-3-0, 10 yards.

Receiving

PITT — Johnson 4-59; Williams Jr. 3-28; Hicks 2-19; Overman 2-15; Thomas 1-20; Spann 1-2.
SYR — Cook II 6-66; Gill Jr. 4-34, 1 TD; Villari 3-19; Nixon 2-8; Ross 1-12, 1 TD; Willis 1-(-3).

PITT 53 NC STATE 34**Oct. 25, 2025 • Acrisure Stadium • Attendance: 46,840**

The Panthers (6-2, 4-1) continued their winning ways with a 53-34 victory over NC State...Pitt's 53-point output was their first 50-point conference outing since scoring 54 at Duke in 2021...Quarterback Mason Heintschel threw for 423 yards and three scores, setting Pitt's freshman single-game passing record...Wide receivers Kenny Johnson (112 yards, TD) and Cataurus Hicks (120 yards, TD) would each surpass 100 yards receiving...Heintschel's 84-yard touchdown connection with Hicks tied for the fourth longest touchdown pass in school history...The Panthers scored on all four of their drives in the third quarter as they put the game away in the second half...Making the first start of his career, linebacker Cameron Lindsey had four tackles and forced his first career fumble.

NC STATE	7	14	0	13	34
PITT	10	21	15	7	53

First Quarter

PITT — Turner 1-yd rush (Butkowski kick) 11:13
 PITT — Butkowski 34-yd field goal 6:05
 NCSU — Joly 25-yd pass from Bailey (Vinesett kick) 3:08

Second Quarter

PITT — Reid 2-yd rush (Butkowski kick) 14:57
 NCSU — Smothers 65-yd rush (Vinesett kick) 14:46
 PITT — Williams Jr. 7-yd pass from Heintschel (Butkowski kick) 7:15
 NCSU — Joly 25-yd pass from Hoffman (Vinesett kick) 3:20
 PITT — Johnson 10-yd pass from Heintschel (Butkowski kick) 0:12

Third Quarter

PITT — Butkowski 41-yd field goal 12:42
 PITT — Hicks 84-yd pass from Heintschel (Hicks pass from Heintschel failed) 10:46
 PITT — Butkowski 35-yd field goal 7:02
 PITT — Butkowski 45-yd field goal 1:55

Fourth Quarter

NCSU — Hoffmann 30-yd pass from Bailey (Vinesett kick) 11:16
 PITT — Turner 6-yd rush (Butkowski kick) 6:59
 NCSU — Rogers 2-yd pass from Bailey (Wilson rush failed) 1:00

Team Stats	NCSU	PITT
First Downs	15	29
Rushes-Yards	19-161	33-106
Comp-Att-Int	25-41-0	28-49-1
Passing Yards	284	423
Total Yards	445	529
Punt Returns-Yards	0-0	3-34
Kick Returns-Yards	8-149	4-67
Interceptions-Yards	1-30	0-0
Fumbles-Lost	1-1	0-0
Punts-Average	5-44.6	2-49.5
Penalties-Yards	9-97	5-46
Third Down Conv.	4-13	6-14
Fourth Down Conv.	0-3	1-1
Sacks By-Yards	0-0	0-0
Possession Time	25:04	34:56

Rushing

NCSU — Smothers 8-86, 1 TD; Bailey 6-39; Scott 3-24; Wilson 1-15; Grimes 1-(-3).
PITT — Turner 13-50, 2 TD; Reid 13-41, 1 TD; Heintschel 3-7; Holstein 1-4; Goff 1-3; C. Williams 2-1.

Passing

NCSU — Bailey 24-40-0, 225 yards, 3 TD; Hoffmann 1-1-0, 59 yards, 1 TD.
PITT — Heintschel 28-48, 423 yards, 3 TD; Holstein 0-1-1, 0 yards.

Receiving

NCSU — Joly 6-101, 2 TD; Hoffman 4-55, 1 TD; Grimes 4-45; Rogers 3-26, 1 TD; Smothers 3-25; Anderson 2-23; Jackson 1-4; Scott 1-3; Daniels 1-2.
PITT — Hicks 4-120, 1 TD; Johnson 7-112, 1 TD; Williams Jr. 5-62, 1 TD; Reid 3-28; Spann 1-28; Holmes 2-22; Fowler-El 1-14; Turner 2-13; Goff 1-11; Yates 1-8; Thomas 1-5.

PITT 35 STANFORD 20

Nov. 1, 2024 • Stanford Stadium • Attendance: 16,540

For the first time in 103 years, Pitt made their way to Palo Alto, CA to play at Stanford...The Panthers (7-2, 5-1 ACC) won their fifth consecutive game in a 35-20 victory over the Cardinal...Pitt true freshmen led the way as QB Mason Heintschel, RB Ja'Kyrian Turner and CB Shawn Lee Jr. were all major contributors in the win... Heintschel threw 300+ yards for the fourth time in his first five career starts, completing 23 passes for 304 yards while he threw three touchdowns...Turner made just the second start of his career at running back and rushed for a career high 127 yards on 22 carries...Pitt's defense played one of their best games of the year - forcing three interceptions, recording five sacks and holding Stanford to just negative 10 yards rushing...Pitt capitalized on an early Cardinal turnover on downs when Heintschel fired a 17-yard touchdown strike to Kenny Johnson on Pitt's first drive of the game...Down 10-7 and facing a fourth and goal, Deuce Spann scored on a four-yard rush out of the wildcat formation as Pitt regained their lead and would not relinquish it...Immediately following a Pitt touchdown in the third quarter, freshman Shawn Lee Jr. returned an interception 30 yards for a score, the first pick six of his career...With the win, Pitt found themselves ranked 24th in the first College Football Playoff rankings of the season.

PITT	7	14	14	0	35
STANFORD	10	3	0	7	20

First Quarter

PITT — Johnson 17-yd pass from Heintschel (Butkowski kick) 11:16

STAN — Kenney 39-yd field goal 9:35

STAN — Williams 35-yd pass from Gulbranson (Kenney kick) 6:20

Second Quarter

PITT — Spann 4-yd rush (Butkowski kick) 14:56

PITT — Williams Jr. 5-yd pass from Heintschel (Butkowski kick) 1:47

STAN — Kenney 45-yd field goal 0:00

Third Quarter

PITT — Overman 14-yd pass from Heintschel (Butkowski kick) 5:54

PITT — Lee Jr. interception return (Butkowski kick) 5:46

Fourth Quarter

STAN — Williams 19-yd pass from Brown (Seidler kick) 0:28

Team Stats	PITT	STAN
First Downs	25	18
Rushes-Yards	35-162	27-(-10)
Comp-Att-Int	23-38-2	27-44-3
Passing Yards	304	336
Total Yards	466	326
Punt Returns-Yards	1-9	1-2
Kick Returns-Yards	3-53	3-72
Interceptions-Yards	3-30	2-0
Fumbles-Lost	2-2	0-0
Punts-Average	5-41.6	5-46.6
Penalties-Yards	10-93	6-84
Third Down Conv.	5-13	6-15
Fourth Down Conv.	2-2	0-3
Sacks By-Yards	5-46	2-15
Possession Time	30:30	29:30

Rushing

PITT — Turner 22-127; Heintschel 8-21; Goff 2-8; Spann 2-8; Team 1-(-2).

STAN — Irvin 8-24; Hampton 4-9; Tabb 9-3; Brown 3- (-17); Gulbranson 3-(-29).

Passing

PITT — Heintschel 23-38-2, 304 yards, 3 TD.

STAN — Gulbranson 17-30-3, 228 yards, 1 TD; Brown 10-14-0, 108 yards, 1 TD.

Receiving

PITT — Johnson 4-71, 1 TD; Williams Jr. 4-37, 1 TD; Holmes 4-34; Lee 2-48; Turner 3-36; Spann 1-30; Hicks 2-17; Overman 1-14, 1 TD; Yates 1-12; Cook 1-5.

STAN — Williams 7-122, 2 TD; Roush 8-104; Blackburn 1-26; High 3-23; Brown 2-23; Farrell 4-21; Hampton 1-12; Irvin 1-5.

RUSHING INDIVIDUAL

200 yards rushing:

By Pitt: 320, Israel Abanikanda vs. Virginia Tech, 10-8-20 (36 att., 6 TD).
By Opponent: 224, Justin Jackson, Northwestern, 12-28-16 (Pinstripe Bowl) (32 att., 3 TD).

300 yards rushing:

By Pitt: 320, Israel Abanikanda vs. Virginia Tech, 10-8-22 (36 att., 6 TD).
By Opponent: DNA

30 or more rushing attempts:

By Pitt: 32, Desmond Reid vs. Toledo, 12-26-24 (165 yards, 1 TD).
By Opponent: 32, AJ Dillon, Boston College, 11-30-19 (178 yards, 1 TD).

Three rushing touchdowns:

By Pitt: Israel Abanikanda at North Carolina, 10-29-22.
By Opponent: Tye Edwards, West Virginia, 9-13-25.

Four rushing touchdowns:

By Pitt: Israel Abanikanda (6) vs. Virginia Tech, 10-8-22.
By Opponent: Rennie Childs, Oklahoma State, 9-17-16.

50+ yard touchdown run:

By Pitt: 53, Desmond Reid vs. Duquesne, 8-30-25.
By Opponent: 50, Cade Klubnik, Clemson, 11-16-24.

60+ yard touchdown run:

By Pitt: 72, Desmond Reid vs. Cal, 10-12-24.
By Opponent: 71, Brashard Smith, SMU, 11-2-24.

70+ yard touchdown run:

By Pitt: 72, Desmond Reid vs. Cal, 10-12-24.
By Opponent: 71, Brashard Smith, SMU, 11-2-24.

80+ yard touchdown run:

By Pitt: 80, Israel Abanikanda vs. Virginia Tech, 10-8-22.
By Opponent: 88, Jordan Travis, Florida State, 11-7-20.

90+ yard touchdown run:

By Pitt: 97, Qadree Ollison vs. Virginia Tech, 11-10-18.
By Opponent: 96, Antowain Smith, Houston, 9-14-96.

Two 100-yard rushers:

By Pitt: 11-10-18 vs. Virginia Tech, Qadree Ollison (235) and Darrin Hall (186).
By Opponent: 11-11-23, Syracuse, Dan Villari (154) and LeQuint Allen (102).

Three 100-yard rushers:

By Pitt: 12-26-75 vs. Kansas (Sun Bowl), Tony Dorsett (142), Elliott Walker (123) and Robert Haygood (101).
By Opponent: DNA

Five different rushers with a touchdown:

By Pitt: 9-4-21 vs. UMass, A.J. Davis, Vincent Davis, Israel Abanikanda, Nick Patti and Daniel Carter.
By Opponent: Georgia Tech, 10-25-14, Broderick Snoddy (3), Justin Thomas, Tony Zenon, Matt Connors and Deon Hill.

PASSING INDIVIDUAL

300 yards passing:

By Pitt: 304, Mason Heintschel at Stanford, 11-1-25 (23-for-38, 3 TD, 2 INT).
By Opponent: 339, Miller Moss, Louisville, 9-27-25 (33-for-51, 3 TD, 1 INT).

400 yards passing:

By Pitt: 423, Mason Heintschel vs. NC State, 10-25-25 (28-for-48, 3 TD).
By Opponent: 487, Brennan Armstrong, Virginia, 11-20-21 (36-for-49, 3 TD, 1 INT).

Four touchdown passes:

By Pitt: Mason Heintschel vs. Boston College, 10-4-25.
By Opponent: Drake Maye (5), North Carolina, 10-29-22.

Five touchdown passes:

By Pitt: Kenny Pickett vs. New Hampshire, 9-25-21.
By Opponent: Drake Maye, North Carolina, 10-29-22.

Six touchdown passes:

By Pitt: Kenny Pickett vs. Western Michigan, 9-18-21.
By Opponent: Mike Teel, Rutgers, 10-25-08.

Seven touchdown passes:

By Pitt: Pete Gonzalez at Rutgers, 10-25-97.
By Opponent: DNA

60+ yard TD pass:

By Pitt: 84, vs. NC State, 10-25-25, Mason Heintschel to Cataurus Hicks.
By Opponent: 67, Toledo, 12-26-24, Tucker Gleason to Junior Vandeross III.

70+ yard TD pass:

By Pitt: 84, vs. NC State, 10-25-25, Mason Heintschel to Cataurus Hicks.
By Opponent: 80, SMU, 11-2-24, Kevin Jennings to Matthew Hibner.

80+ yard TD pass:

By Pitt: 84, vs. NC State, 10-25-25, Mason Heintschel to Cataurus Hicks.
By Opponent: 80, SMU, 11-2-24, Kevin Jennings to Matthew Hibner.

90+ yard TD pass:

By Pitt: 96, vs. Eastern Michigan, 12-26-19 (Quick Lane Bowl), Kenny Pickett to Maurice Ffrench.
By Opponent: 94, Syracuse, 10-18-19, Clayton Welch to Taj Harris.

45 or more pass attempts:

By Pitt: 28-for-48, Mason Heintschel vs. NC State, 10-25-25 (423 yards, 3 TD).
By Opponent: 33-for-51, Miller Moss, Louisville, 9-27-25 (339 yards, 3 TD, 1 INT).

30 or more pass completions:

By Pitt: 30-for-41, Mason Heintschel vs. Boston College, 10-4-25 (323 yards, 4 TD).
By Opponent: 33-for-51, Miller Moss, Louisville, 9-27-25 (339 yards, 3 TD, 1 INT).

RECEIVING INDIVIDUAL

100+ yards receiving:

By Pitt: 120, Cataurus Hicks (4 receptions, 1 TD) and 112, Kenny Johnson (7 receptions, 1 TD) vs. NC State, 10-25-25.
By Opponent: 122, CJ Williams (7 rec, 2 TD), 104, Sam Roush (8 rec, 0 TD), Stanford, 11-1-25.

150+ yards receiving:

By Pitt: 155, Desmond Reid (8 receptions, 2 TD) at Florida State, 10-11-25.
By Opponent: 194, Junior Vandeross III (12 receptions, 1 TD), Toledo, 12-26-24.

200+ yards receiving:

By Pitt: 205, Jared Wayne (11 receptions, 3 TD) at Miami, 11-26-22.
By Opponent: 202, Mike Williams, Clemson, 11-12-16 (15 receptions, 1 TD).

Two 100-yard receivers:

By Pitt: 120, Cataurus Hicks (4 receptions, 1 TD) and 112, Kenny Johnson (7 receptions, 1 TD) vs. NC State, 10-25-25.
By Opponent: 122, CJ Williams (7 receptions, 2 TD) and 104, Sam Roush (8 receptions, 0 TD), Stanford, 11-1-25.

10 or more receptions:

By Pitt: 10, Desmond Reid (108 yards) vs. Clemson, 11-16-24.
By Opponent: 10, Chris Bell (135 yards, 1 TD), Louisville, 9-27-25.

Three receiving touchdowns:

By Pitt: Jared Wayne at Miami, 11-26-22.
By Opponent: Zay Flowers, Boston College, 10-10-20.

Four receiving touchdowns:

By Pitt: Jordan Addison vs. Virginia, 11-20-21.
By Opponent: Amba Etta-Tawo (5), Syracuse, 11-26-16.

60+ yard TD reception:

By Pitt: 84, vs. NC State, 10-25-25, Mason Heintschel to Cataurus Hicks.
By Opponent: 67, Toledo, 12-26-24, Tucker Gleason to Junior Vandeross III.

70+ yard TD reception:

By Pitt: 84, vs. NC State, 10-25-25, Mason Heintschel to Cataurus Hicks.
By Opponent: 80, SMU, 11-2-24, Kevin Jennings to Matthew Hibner.

80+ yard TD reception:

By Pitt: 84, vs. NC State, 10-25-25, Mason Heintschel to Cataurus Hicks.
By Opponent: 80, SMU, 11-2-24, Kevin Jennings to Matthew Hibner.

90+ yard TD reception:

By Pitt: 96, vs. Eastern Michigan, 12-26-19 (Quick Lane Bowl), Kenny Pickett to Maurice Ffrench.
By Opponent: 94, Syracuse, 10-18-19, Clayton Welch to Taj Harris.

COMBOS

100 yards rushing and 100 yards passing (one player):

By Pitt: Billy Daniels vs. Syracuse (165 rushing/121 passing), 11-3-73.
By Opponent: Keenan Reynolds, Navy (144 rushing/126 passing), 12-28-15 (Military Bowl).

100 yards rushing and 100 yards receiving (one player):

By Pitt: Desmond Reid at Cincinnati (148 rushing/106 receiving), 9-7-24
By Opponent: DNA

100-yard rusher and 300-yard passer:

By Pitt: 11-1-25 at Stanford, Ja'Kyrian Turner (127 rush) and Mason Heintschel (304 pass).
By Opponent: 11-2-24, SMU, Brashard Smith (161 rush) and Kevin Jennings (306 pass).

100-yard rusher and 400-yard passer:

By Pitt: 9-25-21 vs. New Hampshire, Rodney Hammond Jr. (100 rushing) and Kenny Pickett (403 passing).
By Opponent: 9-17-16, Oklahoma State, Rennie Childs (101 rushing) and Mason Rudolph (540 passing).

100-yard rusher, 100-yard receiver and 300-yard passer:

By Pitt: 9-7-24 at Cincinnati, Desmond Reid (148 rushing, 106 receiving), Konata Mumpfield (123 receiving) and Eli Holstein (302 passing).
By Opponent: 11-2-24, SMU, Brashard Smith (161 rushing), Matthew Hibner (108 receiving) and Kevin Jennings (306 passing).

200-yard rusher, 200-yard receiver and 300-yard passer:

By Pitt: 10-21-00 vs. Boston College, Kevan Barlow (209 rushing), Antonio Bryant (222 receiving) and John Turman (332 passing).
By Opponent: DNA

SCORING INDIVIDUAL

Three total touchdowns:

By Pitt: Daniel Carter (two rushing, one receiving) vs. Youngstown State, 9-21-24.
By Opponent: Tye Edwards (three rushing), West Virginia, 9-13-25.

Four total touchdowns:

By Pitt: Israel Abanikanda (six rushing) vs. Virginia Tech, 10-8-22.
By Opponent: Amba Etta-Tawo (5), Syracuse (five receiving), 11-26-16.

Five total touchdowns:

By Pitt: Israel Abanikanda (six rushing) vs. Virginia Tech, 10-8-22.
By Opponent: Amba Etta-Tawo, Syracuse (five receiving), 11-26-16.

Two-point conversion (rushing):

By Pitt: Eli Holstein at SMU, 11-2-24.
By Opponent: Jalon Calhoun, Duke, 10-5-19.

Two-point conversion (passing):

By Pitt: Eli Holstein to Cataurus Hicks at West Virginia, 9-13-25.
By Opponent: Payton Thorne to Jalen Nailor, Michigan State, 12-30-21 (Chick-fil-A Peach Bowl).

Defensive two-point conversion:

By Pitt: Kyle Louis returned blocked PAT attempt vs. Toledo, 12-26-24.
By Opponent: Matt Taffoni, West Virginia, interception return, 10-15-94.

Safety:

By Pitt: 11-23-24 vs. Louisville (Braylan Lovelace and Rasheem Biles tackled Donald Chaney Jr.).
By Opponent: 11-6-21, Duke (Shaka Heyward, Caleb Oppan tackled Vincent Davis).

Two safeties in same game:

By Pitt: 9-13-14 at FIU (Punter Chris Ayers kicks ball out of end zone on bad snap; E.J. Hilliard intentional grounding in end zone).
By Opponent: DNA

One player throw, catch and rush for touchdown (same game):

By Pitt: Jawan Walker at Boston College, 11-1-03 (35-yard pass to Larry Fitzgerald; 47-yard catch from Rod Rutherford; 3-yard rush).
By Opponent: DNA

SPECIAL TEAMS INDIVIDUAL

Three field goals:

By Pitt: Trey Butkowski (4) vs. NC State, 10-25-25.
By Opponent: Brock Travelstead, Louisville, 11-23-24.

Four field goals:

By Pitt: Trey Butkowski vs. NC State, 10-25-25.
By Opponent: Gavin Stewart, Georgia Tech, 10-1-22.

Five field goals:

By Pitt: Ben Sauls vs. UCLA (Sun Bowl), 12-30-22.
By Opponent: Joey Slye (6), Virginia Tech, 10-27-16.

50-yard field goal:

By Pitt: 57, Ben Sauls vs. Toledo, 12-26-24.
By Opponent: 57, Nick Keller, Louisville, 9-27-25.

55-yard field goal:

By Pitt: 57, Ben Sauls vs. Toledo, 12-26-24.
By Opponent: 57, Jordan Stout, Penn State, 9-14-19.

Missed PAT kick (not blocked):

By Pitt: Sam Scarton vs. North Carolina, 11-11-21.
By Opponent: Matt Marcinko, Duquesne, 8-30-25.

Blocked PAT kick:

By Pitt: Kyle Louis vs. Toledo (Toledo kicker Dylan Cunanan), 12-26-24.
By Opponent: Ish Findlayter, Duquesne
(Pitt kicker Trey Butkowski), 8-30-25.

70+ yard punt:

By Pitt: 85 yards, Caleb Junko vs. UCLA, 12-30-22.
By Opponent: 71 yards, Declan Duley, Central Michigan, 9-6-25.

Blocked punt:

By Pitt: Josh Guerrier at Florida State, 10-11-25.
By Opponent: Chandler Rivers, Duke, 11-19-22.

Blocked punt for a touchdown:

By Pitt: Brandon George vs. West Virginia, 24-yard return
(blocked by Maverick Gracio), 9-14-24.
By Opponent: Nyke Johnson, Virginia Tech, recovered in end zone
(blocked by P.J. Prioleau), 10-8-22.

Blocked field goal:

By Pitt: SirVocea Dennis at Georgia Tech, 10-2-21.
By Opponent: Jonas Sanker, Virginia, 11-9-24.

Blocked field goal for a touchdown:

By Pitt: Bernard "Josh" Lay vs. Connecticut, 71 yards, 11-12-05.
By Opponent: Ronyell Whitaker, Virginia Tech, 71 yards, 11-3-01.

Kickoff return for a touchdown:

By Pitt: Kenny Johnson vs. North Carolina, 100 yards, 9-23-23.
By Opponent: Jaylen Stinson, Duke, 86 yards, 11-6-21.

Punt return for a touchdown (not blocked):

By Pitt: Kenny Johnson at Syracuse, 66 yards, 10-18-25.
By Opponent: Chris Tyree, Notre Dame, 82 yards, 10-28-23.

DEFENSE INDIVIDUAL

15+ tackles:

By Pitt: 15, Rasheem Biles at West Virginia, 9-13-25.
By Opponent: 16, Mikel Jones, Syracuse, 11-27-21.

20+ tackles:

By Pitt: 20, H.B. Blades at Louisville, 11-3-05.
By Opponent: 20, David Bavaro, Syracuse, 12-3-88.

Three sacks:

By Pitt: 3, Jimmy Scott vs. Cal, 10-12-24.
By Opponent: 3, Kevin Jobity Jr., Syracuse, 10-18-25.

Four sacks:

By Pitt: 5, Ejuan Price vs. Louisville, 11-21-15.
By Opponent: 4, T.J. Parker, Clemson, 11-16-24.

Four tackles for loss:

By Pitt: 4, Rasheem Biles vs. Louisville, 9-27-25.
By Opponent: 4.5, Donovan Ezeiruaku, Boston College, 11-30-24.

Two forced fumbles:

By Pitt: 2, Erick Hallett II at Miami, 11-26-22.
By Opponent: 2, Yasir Abdullah, Louisville, 9-26-20.

Two fumble recoveries:

By Pitt: 2, Rashad Weaver vs. Penn State, 9-8-18.
By Opponent: 2, Zaire Barnes, Western Michigan, 9-18-21.

Two interceptions:

By Pitt: Erick Hallett II at Western Michigan, 9-17-22.
By Opponent: Brandon Nicholson, Stanford, 11-1-25.

Three interceptions:

By Pitt: Shawntae Spencer, vs. Ohio, 8-31-02.
By Opponent: Keion Carpenter, Virginia Tech, 9-26-98.

Interception return for a touchdown:

By Pitt: Shawn Lee Jr. (30 yards) at Stanford, 11-1-25.
By Opponent: Braden Awls (42 yards) and Darius Alexander (58 yards), Toledo, 12-26-24.

Two interception returns for touchdowns (same game):

By Pitt: Rasheem Biles, 35 yards, followed by Kyle Louis, 59 yards,
followed by Braylan Lovelace, 33 yards, vs. Syracuse, 10-24-24.
By Opponent: Toledo, Braden Awls, 42 yards, followed by Darius
Alexander, 58 yards, 12-26-24.

Three interception returns for touchdowns (same game):

By Pitt: Rasheem Biles (35 yards), Kyle Louis (59 yards) and Braylan
Lovelace (33 yards) vs. Syracuse, 10-24-24.
By Opponent: DNA

Fumble return for a touchdown:

By Pitt: Braylan Lovelace at Virginia Tech, 4 yards, 9-30-23.
By Opponent: Kent State, Naim Muhammad, 34 yards, 8-31-24.

Two defensive touchdowns (same game):

By Pitt: Rasheem Biles (35-yard INT return), Kyle Louis (59-yard INT
return) and Braylan Lovelace (33-yard INT return) vs. Syracuse, 10-24-24.
By Opponent: Braden Awls (42-yard-INT return) and Darius Alexander
(58-yard INT return), Toledo, 12-26-24.

TEAM SCORING

40 points scored by team:

By Pitt: 53, vs. NC State, 10-25-25.
By Opponent: 48, Toledo, 12-26-24.

50 points scored by team:

By Pitt: 53, vs. NC State, 10-25-25.
By Opponent: 58, Notre Dame, 10-28-23.

60 points scored by team:

By Pitt: 61 vs. Duquesne, 8-30-25.
By Opponent: 61, Syracuse, 11-26-16.

70 points scored by team:

By Pitt: 73 vs. Youngstown State, 9-21-24.
By Opponent: 72, Ohio State, 9-21-16.

40+ point margin of victory (vs. FBS teams only):

By Pitt: 48-7 vs. Boston College, 10-4-25.
By Opponent: 58-7 at Notre Dame, 10-28-23.

50+ point margin of victory (vs. FBS teams only):

By Pitt: 76-0 at Temple, 9-24-76.
By Opponent: 58-7 at Notre Dame, 10-28-23.

20 first-quarter points:

By Pitt: 21 vs. Youngstown State, 9-21-24.
By Opponent: 21, Wake Forest (ACFCG), 12-4-21.

20 second-quarter points:

By Pitt: 21, vs. NC State, 10-25-25.
By Opponent: 24, SMU, 11-2-24.

20 third-quarter points:

By Pitt: 21 vs. New Hampshire, 9-25-21.
By Opponent: 27, Notre Dame, 10-28-23.

20 fourth-quarter points:

By Pitt: 21 vs. Youngstown State, 9-21-24.
By Opponent: 21, North Carolina, 10-29-22.

30 points scored in first half:

By Pitt: 31, vs. NC State, 10-25-25.
By Opponent: 31, SMU, 11-2-24.

30 points scored in second half:

By Pitt: 31 vs. Youngstown State, 9-21-24.
By Opponent: 41, Notre Dame, 10-28-23.

Failed to score a touchdown:

By Pitt: at West Virginia, 9-16-23 (Pitt lost, 17-6)
By Opponent: Syracuse, 11-5-22 (Pitt won, 19-9).

Shutout:

By Pitt: 55-0 vs. Austin Peay, 9-12-20.
By Opponent: Virginia Tech, 28-0, 11-23-19.

Shutout at home:

By Pitt: 55-0 vs. Austin Peay, 9-12-20.
By Opponent: Virginia Tech, 28-0, 11-23-19.

Shutout on the road:

By Pitt: 42-0 at Rutgers, 11-10-01.
By Opponent: West Virginia, 34-0, 8-31-96.

First half shutout:

By Pitt: 31-0 vs. Boston College, 10-4-25. (Pitt won, 48-7).
By Opponent: Louisville, 27-0, 11-23-24. (Pitt lost, 37-9).

Second half shutout:

By Pitt: 24-0 vs. Louisville, 10-14-23 (Pitt won, 38-21).
By Opponent: Louisville, 17-0, 9-27-25 (Louisville won, 34-27).

TEAM OFFENSE

500 yards in total offense:

By Pitt: 529 53, vs. NC State, 10-25-25 (423 pass, 106 rush).
By Opponent: 505, Louisville, 11-23-24. (293 pass, 212 rush).

600 yards in total offense:

By Pitt: 644 vs. Youngstown State, 9-21-24 (349 pass, 295 rush).
By Opponent: 619, Duke, 10-27-18 (396 pass, 223 rush).

700 yards in total offense:

By Pitt: 707 vs. New Hampshire, 9-25-21 (455 pass, 252 rush).
By Opponent: DNA.

300 yards passing:

By Pitt: 304 at Stanford, 11-1-25 (23-for-38, 3 TD, 2 INT).
By Opponent: 336, Stanford, 11-1-25. (27-for-44, 2 TD, 3 INT).

400 yards passing:

By Pitt: 423 vs. NC State, 10-25-25 (28-for-49, 3 TD, 1 INT).
By Opponent: 487, Virginia, 11-20-21 (36-for-51, 3 TD, 1 INT).

300 yards rushing:

By Pitt: 301 vs. Toledo, 12-26-24 (66 att., 2 TD).
By Opponent: 382, Syracuse, 11-11-23 (66 att., 2 TD).

400 yards rushing:

By Pitt: 492 vs. Virginia Tech, 11-10-18 (36 att., 6 TD).
By Opponent: 436, Georgia Tech, 9-23-17 (67 att., 5 TD).

40 minutes in possession time:

By Pitt: 41:33 vs. Wofford, 9-2-23.
By Opponent: 41:12, Syracuse, 10-24-24.

99-yard touchdown drive:

By Pitt: vs. Georgia Tech, 10-1-22 (9 plays, 1:54).
By Opponent: Georgia Tech, 9-15-18 (14 plays, 3:31).

15-play scoring drive:

By Pitt: at Florida State, 10-11-25 (15 plays, 75 yards, 8:05, TD).
By Opponent: Virginia, 11-9-24. (16 plays, 60 yards, 8:26, FG).

TEAM DEFENSE

Held opponent under 100 yards in total offense:

By Pitt: 64, vs. Delaware, 8-30-14 (33 rushing, 31 passing).
By Opponent: 94, Boston College, 10-7-95 (-11 rushing, 105 passing).

Held opponent under 100 yards passing:

By Pitt: 17 vs. Syracuse, 11-11-23 (4-for-8, 1 TD).
By Opponent: 81, West Virginia, 9-16-23 (8-for-20, 3 INT).

Held opponent under 50 yards passing:

By Pitt: 17 vs. Syracuse, 11-11-23 (4-for-8, 1 TD).
By Opponent: 8, Clemson, 12-1-18 (4-for-16).

Held opponent under 100 yards rushing:

By Pitt: -10 at Stanford, 11-1-25 (27 att.).
By Opponent: 80, Louisville, 9-27-25 (23 att.).

Held opponent under 75 yards rushing:

By Pitt: -10 at Stanford, 11-1-25 (27 att.).
By Opponent: 46, West Virginia, 9-13-25 (34 att.).

Held opponent under 50 yards rushing:

By Pitt: -10 at Stanford, 11-1-25 (27 att.).
By Opponent: 46, West Virginia, 9-13-25 (34 att.).

Held opponent under 25 yards rushing:

By Pitt: -10 at Stanford, 11-1-25 (27 att.).
By Opponent: 23, Boston College, 11-30-24 (26 att.).

Held an opponent to negative yards rushing:

By Pitt: -10 at Stanford, 11-1-25 (27 att.).
By Opponent: -5, Georgia Tech, 11-2-13 (21 att.).

Forced six turnovers:

By Pitt: 6 at Duke, 10-5-19 (3 interceptions, 3 fumbles).
By Opponent: 6, Georgia Tech, 10-25-14 (6 fumbles).

Forced five turnovers:

By Pitt: 5 vs. Syracuse, 10-24-24 (5 interceptions).
By Opponent: 5, Notre Dame, 10-28-23 (4 interceptions, 1 fumble).

Forced four turnovers:

By Pitt: 5 vs. Syracuse, 10-24-24 (5 interceptions).
By Opponent: 4, Syracuse, 11-11-23 (3 fumbles, 1 interception).

Forced three interceptions:

By Pitt: 3 at Stanford, 11-1-25.
By Opponent: 3, Toledo, 12-26-24.

Recovered three fumbles:

By Pitt: 3 at Duke, 10-5-19.
By Opponent: 3, Syracuse, 11-11-23.

PENALTIES

100+ yards in penalties:

By Pitt: 114 at Syracuse, 13 penalties, 10-18-25.
By Opponent: 107, Syracuse, 12 penalties, 10-18-25.

10+ penalties

By Pitt: 10 at Stanford, 93 yards, 11-1-25.
By Opponent: 12, Syracuse, 107 yards, 10-18-25.

Zero penalties:

By Pitt: vs. Youngstown State, 9-2-17.
By Opponent: West Virginia, 11-13-76.

OVERTIME GAMES

Overtime win at home:

By Pitt: 30-23 vs. North Carolina, 11-11-21.
By Opponent: West Virginia, 31-24, 9-13-25.

Overtime win on the road:

By Pitt: 36-33 (4OT) at Notre Dame, 11-1-08.
By Opponent: Tennessee, 34-27, 9-10-22.

PITT HISTORY IN OVERTIME GAMES

All-Time OT Games: 23 (10-13)

1OT Games: 13 (7-6)

2OT Games: 6 (1-5)

3OT Games: 2 (1-1)

4OT Games: 1 (1-0)

6OT Games: 1 (0-1)

DATE	OPPONENT	RESULT
Sept. 14, 1996	Houston	L, 42-35
Oct. 25, 1997	at Rutgers	W, 55-48 (2OT)
Nov. 28, 1997	at West Virginia	W, 41-38 (3OT)
Oct. 7, 2000	at Syracuse	L, 24-17 (2OT)
Oct. 26, 2002	Boston College	W, 19-16
Sept. 25, 2004	Furman	W, 41-38
Oct. 16, 2004	Boston College	W, 20-17
Nov. 6, 2004	at Syracuse	L, 38-31 (2OT)
Sept. 9, 2005	at Ohio	L, 16-10
Nov. 11, 2006	at Connecticut	L, 46-45 (2OT)
Oct. 10, 2007	Navy	L, 48-45 (2OT)
Nov. 1, 2008	at Notre Dame	W, 36-33 (4OT)
Sept. 2, 2010	at Utah	L, 27-24
Nov. 3, 2012	at Notre Dame	L, 29-26 (3OT)
Nov. 1, 2014	Duke	L, 51-48 (2OT)
Sept. 2, 2017	Youngstown State	W, 28-21
Oct. 6, 2018	Syracuse	W, 44-37
Nov. 14, 2019	North Carolina	W, 34-27
Oct. 10, 2020	at Boston College	L, 31-30
Nov. 11, 2021	North Carolina	W, 30-23
Sept. 10, 2022	Tennessee	L, 34-27
Dec. 26, 2024	vs. Toledo*	L, 48-46 (6 OT)
Sept. 13, 2025	at West Virginia	L, 31-24

Pitt wins in bold

* Bowl Game



2025-26 Pittsburgh Football
Game Results
All games

Page 1/1
as of Nov 06, 2025

Team Results

	Date	Opponent		Score	Overall	Conf	Time	Attend
	08/30/2025	Duquesne	W	61-9	1-0	0-0	3:18	53006
	09/06/2025	Central Mich.	W	45-17	2-0	0-0	3:29	48424
	09/13/2025	at West Virginia	Lot1	24-31	2-1	0-0	4:16	62108
*	09/27/2025	Louisville	L	27-34	2-2	0-1	3:45	45301
*	10/04/2025	Boston College	W	48-7	3-2	1-1	3:22	51101
*	10/11/2025	at Florida St.	W	34-31	4-2	2-1	3:33	65256
*	10/18/2025	at Syracuse	W	30-13	5-2	3-1	3:33	40772
*	10/25/2025	NC State	W	53-34	6-2	4-1	3:38	46840
*	11/01/2025	at Stanford	W	35-20	7-2	5-1	3:32	16540



2025-26 Pittsburgh Football
Overall Team Statistics
All games

Page 1/2
as of Nov 06, 2025

Team Statistics

	UP	OPP
Scoring	357	196
Points per game	39.7	21.8
Points Off Turnovers	50	62
First Downs	196	150
Rushing	58	55
Passing	110	82
Penalty	28	13
Rushing Yardage	1118	728
Yards gained rushing	1349	1034
Yards lost rushing	231	306
Rushing attempts	306	304
Average per rush	3.7	2.4
Average per game	124.2	80.9
TDs Rushing	15	7
Passing Yardage	2723	2137
Comp-Att-Int	203-325-12	191-309-10
Average per pass	8.4	6.9
Average per catch	13.4	11.2
Average per game	302.6	237.4
TDs Passing	24	18
Total offense	3841	2865
Total plays	631	613
Average per play	6.1	4.7
Average per game	426.8	318.3
Kick returns: #-Yards	18-432	26-517
Punt returns: #-Yards	19-291	7-31
Int returns: #-Yards	10-203	12-104
Kick return average	24.0	19.9
Punt return average	15.3	4.4
Int return average	20.3	8.7
Fumbles-Lost	8-4	9-5
Penalties-Yards	70-627	75-722
Average per game	69.7	80.2
Punts-Yards	33-1478	57-2380
Average per punt	44.8	41.8
Net punt average	42.0	36.3
Kickoffs-Yards	71-4452	37-2236
Average per kick	62.7	60.4
Net kick average	39.9	37.9
Time of possession / game	29:24	30:36
3rd-down conversion	45/123	46/135
3rd-down pct	37%	34%
4th-down conversion	14/20	6/18



2025-26 Pittsburgh Football
Overall Team Statistics
All games

Page 2/2
as of Nov 06, 2025

	UP	OPP
4th-down pct	70%	33%
Sacks by-Yards	24-200	26-164
Misc Yards	0	0
Touchdowns scored	43	25
Field goals - attempts	19-21	8-10
On-Side kicks	0-0	1-3
Red-zone scores	(45-53) 85%	(22-23) 96%
Red-zone touchdowns	(30-53) 57%	(16-23) 70%
PAT-attempts	(40-41) 98%	(22-23) 96%
2-point conversion-attempts	(1-2) 50%	(0-2) 0%
Attendance	244672	184676
Games / Avg per game	5/48934	4/46169
Neutral site games	-	0/0

Score by Periods

Team	1st	2nd	3rd	4th	OT	TOT
Pittsburgh	79	123	85	70	0	357
Opponents	31	71	20	67	7	196



2025-26 Pittsburgh Football Individual Statistics All games

Page 1/3
as of Nov 06, 2025

Rushing

Player	gp	att	gain	loss	net	avg	td	lg	avg/g
Ja'Kyrian Turner	8	88	412	13	399	4.5	6	37	49.9
Desmond Reid	6	55	283	17	266	4.8	2	53	44.3
Juelz Goff	9	56	205	5	200	3.6	4	17	22.2
Mason Heintschel	6	49	252	109	143	2.9	1	36	23.8
Eli Holstein	6	35	151	64	87	2.5	1	31	14.5
Jalynn Williams	4	3	10	0	10	3.3	0	9	2.5
Deuce Spann	9	3	9	0	9	3.0	1	4	1.0
Kenny Johnson	9	1	9	0	9	9.0	0	9	1.0
Caleb Williams	3	5	12	3	9	1.8	0	4	3.0
Raphael Williams Jr.	9	1	4	0	4	4.0	0	4	0.4
Cole Gonzales	3	2	2	1	1	0.5	0	2	0.3
Cataurus Hicks	9	2	0	2	-2	-1.0	0	0	-0.2
Caleb Junko	9	1	0	6	-6	-6.0	0	0	-0.7
Team	9	5	0	11	-11	-2.2	0	0	-1.2
Total	9	306	1349	231	1118	3.7	15	53	124.2
Opponents	9	304	1034	306	728	2.4	7	65	80.9

Passing

Player	gp	effic	comp-att-int	pct	yds	td	lg	avg/g
Mason Heintschel	6	150.8	118-184-5	64.1	1547	12	84	257.8
Eli Holstein	6	157.3	74-119-6	62.2	1058	11	68	176.3
Cole Gonzales	3	101.0	11-22-1	50.0	118	1	60	39.3
Total	9	149.8	203-325-12	62.5	2723	24	84	302.6
Opponents	9	132.7	191-309-10	61.8	2137	18	59	237.4

Receiving

Player	gp	no.	yds	avg	td	lg	avg/g
Kenny Johnson	9	37	573	15.5	4	42	63.7
Raphael Williams Jr.	9	36	525	14.6	6	67	58.3
Cataurus Hicks	9	19	353	18.6	4	84	39.2
Desmond Reid	6	17	254	14.9	2	50	42.3
Justin Holmes	9	16	152	9.5	2	22	16.9
Ja'Kyrian Turner	8	13	119	9.2	0	28	14.9
Deuce Spann	9	12	132	11.0	1	30	14.7
Malachi Thomas	9	9	118	13.1	1	34	13.1
Juelz Goff	9	8	74	9.3	0	15	8.2
Bryce Yates	7	8	185	23.1	1	68	26.4
Jake Overman	7	7	55	7.9	1	14	7.9
Zion Fowler-EI	8	7	60	8.6	1	18	7.5
Josh Altsman	9	5	31	6.2	1	13	3.4
Censere Lee	2	2	48	24.0	0	31	24.0
Caleb Williams	3	2	-1	-0.5	0	0	-0.3
Jalynn Williams	4	1	9	9.0	0	9	2.3
Justin Cook	1	1	5	5.0	0	5	5.0
Tony Kinsler	8	1	4	4.0	0	4	0.5
Cam Sapp	2	1	7	7.0	0	7	3.5
Max Hunt	3	1	20	20.0	0	20	6.7
Total	9	203	2723	13.4	24	84	302.6
Opponents	9	191	2137	11.2	18	59	237.4

Punt Returns

Player	no.	yds	avg	td	lg
Kenny Johnson	13	177	13.6	1	66
Desmond Reid	5	105	21.0	1	88
Raphael Williams Jr.	1	9	9.0	0	9
Total	19	291	15.3	2	88
Opponents	7	31	4.4	0	9

Interceptions

Player	no.	yds	avg	td	lg
Kyle Louis	2	21	10.5	0	21
Tamon Lynum	1	0	0.0	0	0
Kavir Bains	1	57	57.0	0	57
Javon McIntyre	1	0	0.0	0	0
Shadarian Harrison	1	0	0.0	0	0
Rasheem Biles	1	75	75.0	1	75
Cruce Brookins	1	19	19.0	0	19
Braylan Lovelace	1	1	1.0	0	1
Shawn Lee Jr.	1	30	30.0	1	30
Total	10	203	20.3	2	75
Opponents	12	104	8.7	0	34

Kick Returns

Player	no.	yds	avg	td	lg
Deuce Spann	8	182	22.8	0	41
Kenny Johnson	5	159	31.8	0	78
Cataurus Hicks	4	55	13.8	0	27
Javon McIntyre	1	36	36.0	0	36
Total	18	432	24.0	0	78
Opponents	26	517	19.9	0	38

Fumbles Recovered

Player	no.	yds	avg	td	lg
Jimmy Scott	1	3	3.0	0	3
Rashad Battle	1	0	0.0	0	0
Jahsear Whittington	1	0	0.0	0	0
Total	5	1	0.2	0	3
Opponents	4	2	0.5	0	2



2025-26 Pittsburgh Football
Individual Statistics
All games

Page 2/3
as of Nov 06, 2025

Scoring

Player	td	fg	PAT						pts
			kick	rush	rcv	pass	dxp	saf	
Trey Butkowski	-	19-21	40-41	-	-	-	-	-	97
Raphael Williams Jr.	6	-	-	-	-	-	-	-	36
Ja'Kyrian Turner	6	-	-	-	-	-	-	-	36
Desmond Reid	5	-	-	-	-	-	-	-	30
Kenny Johnson	5	-	-	-	-	-	-	-	30
Cataurus Hicks	4	-	-	-	1	-	-	-	26
Juelz Goff	4	-	-	-	-	-	-	-	24
Deuce Spann	2	-	-	-	-	-	-	-	12
Justin Holmes	2	-	-	-	-	-	-	-	12
Jake Overman	1	-	-	-	-	-	-	-	6
Josh Altsman	1	-	-	-	-	-	-	-	6
Zion Fowler-El	1	-	-	-	-	-	-	-	6
Rasheem Biles	1	-	-	-	-	-	-	-	6
Eli Holstein	1	-	-	-	-	1	-	-	6
Malachi Thomas	1	-	-	-	-	-	-	-	6
Mason Heintschel	1	-	-	-	-	-	-	-	6
Shawn Lee Jr.	1	-	-	-	-	-	-	-	6
Bryce Yates	1	-	-	-	-	-	-	-	6
Total	43	19-21	40-41	0	1	1	0	0	357
Opponents	25	8-10	22-23	0	0	0	0	0	196

Field Goals

Player	fg	pct.	01-19	20-29	30-39	40-49	50-99	lg	blk
Trey Butkowski	19-21	90.5	0-0	4-4	9-9	6-8	0-0	47	0
Opponents	8-10	80.0	0-0	1-1	4-4	2-3	1-2	57	0

FG Sequence

Team Name	Pittsburgh	Opponents
Duquesne	(27),(27)	(35)
Central Mich.	(43)	(41)
West Virginia	43,(23),(46),(36)	44,(21)
Louisville	(30),(37)	(35),(57),56
Boston College	(31),(47)	
Florida St.	(28),(34)	(34)
Syracuse	(31),(42),(32)	
NC State	(34),(41),(35),(43),48	
Stanford		(39),(45)

Numbers in (parentheses) indicate field goal was made

Total Offense

Player	g	plays	rush	pass	total	avg/g
Mason Heintschel	6	233	143	1547	1690	281.7
Eli Holstein	6	154	87	1058	1145	190.8
Ja'Kyrian Turner	8	88	399	0	399	49.9
Desmond Reid	6	55	266	0	266	44.3
Juelz Goff	9	56	200	0	200	22.2
Cole Gonzales	3	24	1	118	119	39.7
Jalynn Williams	4	3	10	0	10	2.5
Deuce Spann	9	3	9	0	9	1.0
Kenny Johnson	9	1	9	0	9	1.0
Caleb Williams	3	5	9	0	9	3.0
Raphael Williams Jr.	9	1	4	0	4	0.4
Cataurus Hicks	9	2	-2	0	-2	-0.2
Caleb Junko	9	1	-6	0	-6	-0.7
Team	9	0	-11	0	-11	-1.2
Total	9	631	1118	2723	3841	426.8
Opponents	9	613	728	2137	2865	318.3

Punting

Player	no.	yds	avg	lg	tb	fc	i20	50+	blk
Caleb Junko	33	1478	44.8	60	3	11	9	7	0
Total	33	1478	44.8	60	3	11	9	7	0
Opponents	57	2380	41.8	71	1	18	13	12	1

Kickoffs

Player	no.	yds	avg	tb	ob	retn	net	ydIn
Samuel Carpenter	54	3438	63.7	30	3			
Caleb Junko	17	1014	59.6	2	2			
Total	71	4452	62.7	32	5	26	39.9	25
Opponents	37	2236	60.4	15	0	19	37.9	27



2025-26 Pittsburgh Football
Individual Statistics
All games

Page 3/3
as of Nov 06, 2025

All Purpose

Player	g	rush	rcv	pr	kr	ir	total	avg/g
Kenny Johnson	9	9	573	177	159	0	918	102.0
Desmond Reid	6	266	254	105	0	0	625	104.2
Raphael Williams Jr.	9	4	525	9	0	0	538	59.8
Ja'Kyrian Turner	8	399	119	0	0	0	518	64.8
Cataurus Hicks	9	-2	353	0	55	0	406	45.1
Deuce Spann	9	9	132	0	182	0	323	35.9
Juelz Goff	9	200	74	0	0	0	274	30.4
Bryce Yates	7	0	185	0	0	0	185	26.4
Justin Holmes	9	0	152	0	0	0	152	16.9
Mason Heintschel	6	143	0	0	0	0	143	23.8
Malachi Thomas	9	0	118	0	0	0	118	13.1
Eli Holstein	6	87	0	0	0	0	87	14.5
Rasheem Biles	6	0	0	0	0	75	75	12.5
Zion Fowler-El	8	0	60	0	0	0	60	7.5
Kavir Bains	9	0	0	0	0	57	57	6.3
Jake Overman	7	0	55	0	0	0	55	7.9
Censere Lee	2	0	48	0	0	0	48	24.0
Javon McIntyre	9	0	0	0	36	0	36	4.0
Josh Altsman	9	0	31	0	0	0	31	3.4
Shawn Lee Jr.	9	0	0	0	0	30	30	3.3
Kyle Louis	8	0	0	0	0	21	21	2.6
Max Hunt	3	0	20	0	0	0	20	6.7
Jalynn Williams	4	10	9	0	0	0	19	4.8
Cruce Brookins	7	0	0	0	0	19	19	2.7
Caleb Williams	3	9	-1	0	0	0	8	2.7
Cam Sapp	2	0	7	0	0	0	7	3.5
Justin Cook	1	0	5	0	0	0	5	5.0
Tony Kinsler	8	0	4	0	0	0	4	0.5
Cole Gonzales	3	1	0	0	0	0	1	0.3
Braylan Lovelace	9	0	0	0	0	1	1	0.1
Caleb Junko	9	-6	0	0	0	0	-6	-0.7
Team	9	-11	0	0	0	0	-11	-1.2
Total	9	1118	2723	291	432	203	4767	529.7
Opponents	9	728	2137	31	517	104	3517	390.8



2025-26 Pittsburgh Football
Overall Defense Statistics
All games

Page 1/2
as of Nov 06, 2025

Team Defense

			Tackles				Sacks	Pass defense			Fumbles		blkd	
##	Player	gp	ua	a	tot	tfl/yds	no-yds	int-yds	brup	qbh	fr-yds	ff	kick	saf
0	Braylan Lovelace	9	24	31	55	3.5-6	.	1-1	1	5
3	Rasheem Biles	6	18	35	53	8.5-31	2-19	1-75	2	3	.	1	.	.
9	Kyle Louis	8	26	27	53	5.5-35	2-22	2-21	3	2	2--2	1	.	.
23	Kavir Bains	9	24	15	39	1-3	.	1-57	3
12	Cruce Brookins	7	21	16	37	0.5-1	.	1-19	2
7	Javon McIntyre	9	22	6	28	1-2	.	1-0	1
15	Rashad Battle	7	20	7	27	.	.	.	2	.	1-0	.	.	.
21	Shadarian Harrison	8	16	10	26	.	.	1-0	1	.	.	1	.	.
24	Cameron Lindsey	9	17	8	25	5-28	2-23	.	1	.	.	1	.	.
95	Francis Brewu	9	11	13	24	4-9	1-5	.	.	1	.	1	.	.
28	Shawn Lee Jr.	9	17	5	22	3.5-6	.	1-30	4
2	Isaiah Neal	9	10	12	22	3.5-21	2.5-19	.	1	3
55	Sean FitzSimmons	9	8	12	20	2-11	1-10
8	Tamon Lynum	6	8	8	16	.	.	1-0	1
5	Zach Crothers	4	4	11	15	3-12	1.5-8	.	.	1
26	Allen Bryant	9	12	3	15
44	Jimmy Scott	9	7	8	15	7.5-37	4-28	.	1	9	1-3	1	.	.
11	Nick James	9	6	9	15	5-23	2-17	.	1	4
52	Abe Ibrahim	9	10	5	15	1.5-3	.	.	1
31	Nick Lapi	7	8	6	14	1.5-2
45	Joey Zelinsky	8	6	7	13	3.5-15	2-10	.	.	2
10	Blaine Spires	5	8	3	11	4.5-23	2-18	.	.	2
6	Nate Temple	9	5	4	9	1.5-7	.	.	.	3
14	Josh Guerrier	9	4	4	8	.	.	.	3	.	.	.	1	.
22	Zion Ferguson	7	4	2	6
38	Emmanuel Taylor	7	2	3	5	0.5-0
37	Davin Brewton	5	3	2	5	0.5-0
39	Maverick Gracio	7	2	2	4	1.5-10	1-9	.	1	1
17	Tony Kinsler	8	3	1	4
17	Cole Woodson	1	1	3	4
4	Jahsear Whittington	7	2	2	4	1.5-12	1-12	.	.	1	1-0	.	.	.
8	Juelz Goff	9	2	.	2
29	Luke DelGaudio	9	2	.	2
16	Jesse Anderson	9	2	.	2
23	Zion Fowler-El	8	1	1	2
7	Deuce Spann	9	1	.	1
20	Davion Pritchard	2	.	1	1
87	Jake Overman	7	1	.	1
90	Trevor Sommers	3	.	1	1
47	Nilay Upadhyayula	5	1	.	1
18	Rashan Murray	3	1	.	1	.	.	.	1



2025-26 Pittsburgh Football
Overall Defense Statistics
All games

Page 2/2
as of Nov 06, 2025

			Tackles				Sacks	Pass defense			Fumbles	blkd		
##	Player	gp	ua	a	tot	tfl/yds	no-yds	int-yds	brup	qbh	fr-yds	ff	kick	saf
56	Jaeden Moore	1	.	1	1	1
71	Ryan Carretta	9	1	.	1
54	Justin Thompson	2	1
	Totals	9	341	284	625	70-297	24-200	10-203	30	39	5-1	6	1	0
	Opponents	9	333	260	593	53-222	26-164	12-104	39	31	4-2	6	1	0



2025-26 Pittsburgh Football
Team Game-by-Game
All games

Page 1/1
as of Nov 06, 2025

		Rushing				Receiving				Passing				Kick Returns				Punt Returns				tot		
Date	Opponent	no.	yds	td	lg	no.	yds	td	lg	cmp	att	int	yds	td	lg	no.	yds	td	lg	no.	yds	td	lg	off
08/30/2025	Duquesne	27	158	2	53	23	302	5	60	23	38	1	302	5	60	1	78	0	78	6	143	1	88	460
09/06/2025	Central Mich.	26	124	2	31	24	340	4	48	24	32	1	340	4	48	3	84	0	47	2	26	0	20	464
09/13/2025	at West Virginia	34	46	1	17	22	303	1	68	22	38	1	303	1	68	3	36	0	20	3	28	0	23	349
09/27/2025	Louisville	23	80	0	14	17	259	2	56	17	32	3	259	2	56	3	52	0	27	2	-14	0	3	339
10/04/2025	Boston College	43	172	2	19	32	331	4	25	32	45	0	331	4	25	1	26	0	26	1	-1	0	0	503
10/11/2025	at Florida St.	42	155	2	30	21	321	2	50	21	29	2	321	2	50	0	0	0	0	0	0	0	0	476
10/18/2025	at Syracuse	43	115	2	36	13	140	0	24	13	24	1	140	0	24	0	0	0	0	1	66	1	66	255
10/25/2025	NC State	33	106	3	17	28	423	3	84	28	49	1	423	3	84	4	67	0	34	3	34	0	26	529
11/01/2025	at Stanford	35	162	1	37	23	304	3	31	23	38	2	304	3	31	3	89	0	41	1	9	0	9	466
Pittsburgh		306	1118	15	53	203	2723	24	84	203	325	12	2723	24	84	18	432	0	78	19	291	2	88	3841
Opponents		304	728	7	65	191	2137	18	59	191	309	10	2137	18	59	26	517	0	38	7	31	0	9	2865

Pittsburgh Averages

Games	Avg/ rush	Avg/ catch	Pass effc	KR avg	PR avg	All purpose avg/game	Total offense avg/game
9	3.7	13.4	149.8	24.0	15.3	529.7	426.8

Date	Opponent	Tackles				Sacks no-yds	Fumble		Pass Defense			blkd kick	PAT attempts			off		
		ua	a	total	tfl-yds		ff	fr-yds	int-yds	qbh	brup		kick	rush	rcv	saf	t/o	pts
08/30/2025	Duquesne	31	30	61	10.0-49	4-37	0	0-0	0-0	5	3	0	7-8	0	0	0	0	61
09/06/2025	Central Mich.	39	44	83	11.0-33	4-21	1	1--3	0-0	10	2	0	6-6	0	0	0	7	45
09/13/2025	at West Virginia	47	58	105	8.0-35	3-22	0	0-0	2-22	0	3	0	1-1	0	1	0	6	24
09/27/2025	Louisville	52	28	80	10.0-32	2-20	0	0-0	1-75	3	3	0	3-3	0	0	0	7	27
10/04/2025	Boston College	30	20	50	7.0-31	2-22	2	2-4	1-0	6	5	0	6-6	0	0	0	7	48
10/11/2025	at Florida St.	31	42	73	5.0-19	2-9	2	1-0	0-0	3	1	1	4-4	0	0	0	3	34
10/18/2025	at Syracuse	44	8	52	8.0-35	2-23	0	0-0	3-76	0	2	0	3-3	0	0	0	10	30
10/25/2025	NC State	29	22	51	3.0-6	0-0	1	1-0	0-0	8	5	0	5-5	0	0	0	3	53
11/01/2025	at Stanford	38	32	70	8.0-57	5-46	0	0-0	3-30	4	6	0	5-5	0	0	0	7	35
Pittsburgh		341	284	625	70.0-297	24-200	6	5-1	10-203	39	30	1	40-41	0	1	0	50	357
Opponents		333	260	593	53.0-222	26-164	6	4-2	12-104	31	39	1	22-23	0	0	0	62	196

Date	Opponent	Punting										Field Goals			Kickoffs				
		no.	yds	avg	long	blkd	tb	fc	50+	i20	md	att	long	blkd	no.	yds	avg	tb	ob
08/30/2025	Duquesne	4	181	45.3	53	0	0	2	1	0	2	2	27	0	11	716	65.1	9	1
09/06/2025	Central Mich.	1	47	47.0	47	0	0	0	0	0	1	1	43	0	8	508	63.5	6	0
09/13/2025	at West Virginia	7	301	43.0	56	0	1	2	2	3	3	4	46	0	6	382	63.7	1	0
09/27/2025	Louisville	3	136	45.3	54	0	0	0	1	1	2	2	37	0	6	390	65.0	4	0
10/04/2025	Boston College	3	140	46.7	55	0	1	0	1	0	2	2	47	0	9	579	64.3	6	0
10/11/2025	at Florida St.	2	79	39.5	42	0	0	1	0	1	2	2	34	0	7	436	62.3	3	2
10/18/2025	at Syracuse	6	287	47.8	60	0	0	2	1	2	3	3	42	0	7	427	61.0	1	0
10/25/2025	NC State	2	99	49.5	51	0	0	2	1	1	4	5	43	0	11	669	60.8	1	2
11/01/2025	at Stanford	5	208	41.6	47	0	1	2	0	1	0	0	0	0	6	345	57.5	1	0
Pittsburgh		33	1478	44.8	60	0	3	11	7	9	19	21	47	0	71	4452	62.7	32	5
Opponents		57	2380	41.8	71	1	1	18	12	13	8	10	57	0	37	2236	60.4	15	0



2025-26 Pittsburgh Football
Opponents Game-by-Game
All games

Page 1/1
as of Nov 06, 2025

Date	Opponent	Rushing				Receiving				Passing				Kick Returns				Punt Returns				tot off
		no.	yds	td	lg	no.	yds	td	lg	cmp-att-int	yds	td	lg	no.	yds	td	lg	no.	yds	td	lg	
08/30/2025	Duquesne	31	37	0	17	17	171	1	59	17-27-0	171	1	59	0	0	0	0	1	4	0	4	208
09/06/2025	Central Mich.	41	40	1	14	20	177	1	26	20-27-0	177	1	26	2	31	0	19	1	2	0	2	217
09/13/2025	at West Virginia	58	174	3	27	22	260	1	56	22-32-2	260	1	56	1	18	0	18	1	2	0	2	434
09/27/2025	Louisville	34	53	1	15	33	339	3	37	33-51-1	339	3	37	2	35	0	21	1	6	0	6	392
10/04/2025	Boston College	24	27	0	10	14	189	1	45	14-30-1	189	1	45	3	45	0	19	1	9	0	9	216
10/11/2025	at Florida St.	40	170	1	33	16	245	3	58	16-23-0	245	3	58	2	48	0	27	0	0	0	0	415
10/18/2025	at Syracuse	30	76	0	24	17	136	2	26	17-34-3	136	2	26	5	119	0	38	1	6	0	6	212
10/25/2025	NC State	19	161	1	65	25	284	4	59	25-41-0	284	4	59	8	149	0	38	0	0	0	0	445
11/01/2025	at Stanford	27	-10	0	11	27	336	2	53	27-44-3	336	2	53	3	72	0	27	1	2	0	2	326
Opponents		304	728	7	65	191	2137	18	59	191-309-10	2137	18	59	26	517	0	38	7	31	0	9	2865
Pittsburgh		306	1118	15	53	203	2723	24	84	203-325-12	2723	24	84	18	432	0	78	19	291	2	88	3841

Opponents Averages

Games	Avg/ rush	Avg/ catch	Pass effc	KR avg	PR avg	All purpose avg/game	Total offense avg/game
9	2.4	11.2	132.7	19.9	4.4	390.8	318.3

Date	Opponent	Tackles				Sacks	Fumble	Pass Defense			blkd	PAT attempts			off			
		ua	a	total	tfl-yds	no-yds	ff	fr-yds	int-yds	qbh	brup	kick	kick	rush	rcv	saf	t/o	pts
08/30/2025	Duquesne	31	24	55	7.0-18	1-6	0	0-0	1-0	3	6	1	0-1	0	0	0	0	9
09/06/2025	Central Mich.	34	24	58	2.0-5	1-4	0	0-0	1-18	3	3	0	2-2	0	0	0	7	17
09/13/2025	at West Virginia	38	42	80	8.0-50	6-47	1	0-0	1-10	2	3	0	4-4	0	0	0	0	31
09/27/2025	Louisville	25	28	53	5.0-18	2-8	1	2-2	3-0	2	6	0	4-4	0	0	0	21	34
10/04/2025	Boston College	56	26	82	2.0-14	2-14	1	0-0	0-0	3	6	0	1-1	0	0	0	0	7
10/11/2025	at Florida St.	36	24	60	8.0-41	5-35	1	0-0	2-12	4	0	0	4-4	0	0	0	7	31
10/18/2025	at Syracuse	34	36	70	13.0-45	7-35	0	0-0	1-34	2	2	0	1-1	0	0	0	7	13
10/25/2025	NC State	40	34	74	4.0-13	0-0	0	0-0	1-30	9	7	0	4-4	0	0	0	6	34
11/01/2025	at Stanford	39	22	61	4.0-18	2-15	2	2-0	2-0	3	6	0	2-2	0	0	0	14	20
Opponents		333	260	593	53.0-222	26-164	6	4-2	12-104	31	39	1	22-23	0	0	0	62	196
Pittsburgh		341	284	625	70.0-297	24-200	6	5-1	10-203	39	30	1	40-41	0	1	0	50	357

Date	Opponent	Punting										Field Goals			Kickoffs				
		no.	yds	avg	long	blkd	tb	fc	50+	i20		md-att	long	blkd	no.	yds	avg	tb	ob
08/30/2025	Duquesne	12	445	37.1	50	0	1	0	1	1		1-1	35	0	3	142	47.3	0	0
09/06/2025	Central Mich.	5	231	46.2	71	0	0	0	3	2		1-1	41	0	4	195	48.8	0	0
09/13/2025	at West Virginia	6	274	45.7	52	0	0	1	2	1		1-2	21	0	5	310	62.0	2	0
09/27/2025	Louisville	6	216	36.0	44	0	0	3	0	2		2-3	57	0	7	450	64.3	4	0
10/04/2025	Boston College	6	252	42.0	56	0	0	1	1	0		0-0	0	0	2	126	63.0	0	0
10/11/2025	at Florida St.	5	191	38.2	49	1	0	4	0	2		1-1	34	0	5	325	65.0	5	0
10/18/2025	at Syracuse	7	320	45.7	55	0	0	4	1	2		0-0	0	0	2	130	65.0	2	0
10/25/2025	NC State	5	223	44.6	54	0	0	1	3	2		0-0	0	0	5	297	59.4	1	0
11/01/2025	at Stanford	5	228	45.6	60	0	0	4	1	1		2-2	45	0	4	261	65.3	1	0
Opponents		57	2380	41.8	71	1	1	18	12	13		8-10	57	0	37	2236	60.4	15	0
Pittsburgh		33	1478	44.8	60	0	3	11	7	9		19-21	47	0	71	4452	62.7	32	5



**2025-26 Pittsburgh Football
Team Game Highs
All games**

Page 1/1
as of Nov 06, 2025

Pittsburgh - Game Highs

RUSHES	43	at Syracuse (10/18/2025)
	43	Boston College (10/04/2025)
YARDS RUSHING	172	Boston College (10/04/2025)
YARDS PER RUSH	5.9	Duquesne (08/30/2025)
TD RUSHES	3	NC State (10/25/2025)
PASS ATTEMPTS	49	NC State (10/25/2025)
PASS COMPLETIONS	32	Boston College (10/04/2025)
YARDS PASSING	423	NC State (10/25/2025)
YARDS PER PASS	11.1	at Florida St. (10/11/2025)
TD PASSES	5	Duquesne (08/30/2025)
TOTAL PLAYS	88	Boston College (10/04/2025)
TOTAL OFFENSE	529	NC State (10/25/2025)
YARDS PER PLAY	8.0	Central Mich. (09/06/2025)
POINTS	61	Duquesne (08/30/2025)
SACKS BY	5	at Stanford (11/01/2025)
FIRST DOWNS	31	Boston College (10/04/2025)
PENALTIES	14	at West Virginia (09/13/2025)
PENALTY YARDS	118	at West Virginia (09/13/2025)
TURNOVERS	5	Louisville (09/27/2025)
PUNTS	7	at West Virginia (09/13/2025)
PUNTING AVG	49.5	NC State (10/25/2025)
LONG PUNT	60	at Syracuse (10/18/2025)
PUNTS INSIDE 20	3	at West Virginia (09/13/2025)
LONG PUNT RETURN	88	Duquesne (08/30/2025)



2025-26 Pittsburgh Football
Opponent Match Highs
All games

Page 1/1
as of Nov 06, 2025

Opponent - Game Highs

RUSHES	58	at West Virginia (09/13/2025)
YARDS RUSHING	174	at West Virginia (09/13/2025)
YARDS PER RUSH	8.5	NC State (10/25/2025)
TD RUSHES	3	at West Virginia (09/13/2025)
PASS ATTEMPTS	51	Louisville (09/27/2025)
PASS COMPLETIONS	33	Louisville (09/27/2025)
YARDS PASSING	339	Louisville (09/27/2025)
YARDS PER PASS	10.7	at Florida St. (10/11/2025)
TD PASSES	4	NC State (10/25/2025)
TOTAL PLAYS	90	at West Virginia (09/13/2025)
TOTAL OFFENSE	445	NC State (10/25/2025)
YARDS PER PLAY	7.4	NC State (10/25/2025)
POINTS	34	NC State (10/25/2025)
	34	Louisville (09/27/2025)
SACKS BY	7	at Syracuse (10/18/2025)
FIRST DOWNS	28	at West Virginia (09/13/2025)
PENALTIES	12	at Syracuse (10/18/2025)
PENALTY YARDS	107	at Syracuse (10/18/2025)
TURNOVERS	3	at Stanford (11/01/2025)
	3	at Syracuse (10/18/2025)
	3	Boston College (10/04/2025)
PUNTS	12	Duquesne (08/30/2025)
PUNTING AVG	46.2	Central Mich. (09/06/2025)
LONG PUNT	71	Central Mich. (09/06/2025)
PUNTS INSIDE 20	2	NC State (10/25/2025)
	2	at Syracuse (10/18/2025)
	2	at Florida St. (10/11/2025)
	2	Louisville (09/27/2025)
	2	Central Mich. (09/06/2025)
LONG PUNT RETURN	9	Boston College (10/04/2025)



2025-26 Pittsburgh Football
Individual Game Highs
All games

Page 1/1
as of Nov 06, 2025

Pittsburgh - Individual Game Highs

RUSHES	22	Ja'Kyrian Turner at Stanford (11/01/2025)
YARDS RUSHING	127	Ja'Kyrian Turner at Stanford (11/01/2025)
TD RUSHES	2 2	Ja'Kyrian Turner vs NC State (10/25/2025) Ja'Kyrian Turner at Florida St. (10/11/2025)
LONG RUSH	53	Desmond Reid vs Duquesne (08/30/2025)
PASS ATTEMPTS	48	Mason Heintschel vs NC State (10/25/2025)
PASS COMPLETIONS	30	Mason Heintschel vs Boston College (10/04/2025)
YARDS PASSING	423	Mason Heintschel vs NC State (10/25/2025)
TD PASSES	4 4 4	Mason Heintschel vs Boston College (10/04/2025) Eli Holstein vs Central Mich. (09/06/2025) Eli Holstein vs Duquesne (08/30/2025)
LONG PASS	84	Mason Heintschel vs NC State (10/25/2025)
RECEPTIONS	9	Kenny Johnson vs Boston College (10/04/2025)
YARDS RECEIVING	155	Desmond Reid at Florida St. (10/11/2025)
TD RECEPTIONS	2 2 2	Desmond Reid at Florida St. (10/11/2025) Raphael Williams Jr. vs Central Mich. (09/06/2025) Cataurus Hicks vs Duquesne (08/30/2025)
LONG RECEPTION	84	Cataurus Hicks vs NC State (10/25/2025)
PUNTS	7	Caleb Junko at West Virginia (09/13/2025)
PUNTING AVG	49.5	Caleb Junko vs NC State (10/25/2025)
LONG PUNT	60	Caleb Junko at Syracuse (10/18/2025)
PUNTS INSIDE 20	3	Caleb Junko at West Virginia (09/13/2025)
LONG PUNT RETURN	88	Desmond Reid vs Duquesne (08/30/2025)
LONG KICKOFF RETURN	78	Kenny Johnson vs Duquesne (08/30/2025)
TACKLES	15	Rasheem Biles at West Virginia (09/13/2025)
SACKS	2 2	Jimmy Scott at Stanford (11/01/2025) Kyle Louis vs Duquesne (08/30/2025)
TACKLES FOR LOSS	4	Rasheem Biles vs Louisville (09/27/2025)



2025-26 Pittsburgh Football
Opponent Individual Match Highs
All games

Page 1/1
as of Nov 06, 2025

Opponent - Individual Game Highs

RUSHES	25	Tye Edwards at West Virginia (09/13/2025)
YARDS RUSHING	141	Tye Edwards at West Virginia (09/13/2025)
TD RUSHES	3	Tye Edwards at West Virginia (09/13/2025)
LONG RUSH	65	Hollywood Smothers vs NC State (10/25/2025)
PASS ATTEMPTS	51	Miller Moss vs Louisville (09/27/2025)
PASS COMPLETIONS	33	Miller Moss vs Louisville (09/27/2025)
YARDS PASSING	339	Miller Moss vs Louisville (09/27/2025)
TD PASSES	3 3 3	CJ Bailey vs NC State (10/25/2025) Tommy Castellanos at Florida St. (10/11/2025) Miller Moss vs Louisville (09/27/2025)
LONG PASS	59 59	Teddy Hoffmann vs NC State (10/25/2025) Tyler Riddell vs Duquesne (08/30/2025)
RECEPTIONS	10	Chris Bell vs Louisville (09/27/2025)
YARDS RECEIVING	135	Chris Bell vs Louisville (09/27/2025)
TD RECEPTIONS	2 2 2	CJ Williams at Stanford (11/01/2025) Justin Joly vs NC State (10/25/2025) Micahi Danzy at Florida St. (10/11/2025)
LONG RECEPTION	59 59	Justin Joly vs NC State (10/25/2025) Joey Isabella vs Duquesne (08/30/2025)
FIELD GOALS	2	Emmet Kenney at Stanford (11/01/2025)
LONG FIELD GOALS	57	Nick Keller vs Louisville (09/27/2025)
PUNTS	7 7	Jack Stonehouse at Syracuse (10/18/2025) Michael Berarducci vs Duquesne (08/30/2025)
PUNTING AVG	50.0	Zac Chapeau vs Central Mich. (09/06/2025)
LONG PUNT	71	Declan Duley vs Central Mich. (09/06/2025)
PUNTS INSIDE 20	2 2 2 2	Caden Noonkester vs NC State (10/25/2025) Jack Stonehouse at Syracuse (10/18/2025) Mac Chiumento at Florida St. (10/11/2025) Declan Duley vs Central Mich. (09/06/2025)
LONG PUNT RETURN	9	Cameron Martinez vs Boston College (10/04/2025)
LONG KICKOFF RETURN	38 38	Jayden "Duke" Scott vs NC State (10/25/2025) Tylik Hill at Syracuse (10/18/2025)
TACKLES	12	Kenny Soares, Jr. vs NC State (10/25/2025)
SACKS	3	Kevin Jobity Jr. at Syracuse (10/18/2025)
TACKLES FOR LOSS	3	Kevin Jobity Jr. at Syracuse (10/18/2025)
INTERCEPTIONS	2 2	Brandon Nicholson at Stanford (11/01/2025) T.J. Quinn vs Louisville (09/27/2025)



2025-26 Pittsburgh Football
Games Played
All games

Page 1/2
as of Nov 06, 2025

##	Player	GP-GS	DU	CMU	WVU	LOU	BC	FSU	SU	NCSU	Stan
0	Desmond Reid	6/5	START	START	START	START	XXX	START	...
0	Braylan Lovelace	9/9	START	START	START	START	START	START	START	START	START
2	Kenny Johnson	9/9	START	START	START	START	START	START	START	START	START
2	Isaiah Neal	9/5	XXX	XXX	XXX	XXX	START	START	START	START	START
3	Cataurus Hicks	9/8	START	START	START	START	START	XXX	START	START	START
3	Rasheem Biles	6/6	START	START	START	START	START	START
4	Jahsear Whittington	7/0	XXX	XXX	XXX	XXX	XXX	XXX	XXX
5	Raphael Williams Jr.	9/9	START	START	START	START	START	START	START	START	START
5	Zach Crothers	4/0	XXX	XXX	XXX	XXX
6	Nate Temple	9/0	XXX	XXX	XXX	XXX	XXX	XXX	XXX	XXX	XXX
6	Mason Heintschel	6/5	...	XXX	START	START	START	START	START
7	Deuce Spann	9/1	XXX	XXX	XXX	XXX	XXX	START	XXX	XXX	XXX
7	Javon McIntyre	9/8	START	START	START	START	XXX	START	START	START	START
8	Tamon Lynum	6/5	START	START	XXX	START	START	START
8	Juelz Goff	9/2	XXX	XXX	XXX	START	START	XXX	XXX	XXX	XXX
9	Kyle Louis	8/8	START	START	START	START	START	START	START	...	START
9	Cole Gonzales	3/0	XXX	...	XXX	XXX
10	Blaine Spires	5/4	START	START	START	START	XXX	...
10	Eli Holstein	6/4	START	START	START	START	XXX	XXX	...
11	Nick James	9/0	XXX	XXX	XXX	XXX	XXX	XXX	XXX	XXX	XXX
11	Censere Lee	2/0	XXX	XXX
12	Cruce Brookins	7/7	START	START	START	START	START	...	START	START	...
12	Beau Jackson	0/0
14	Benny Haselrig	0/0
14	Josh Guerrier	9/0	XXX	XXX	XXX	XXX	XXX	XXX	XXX	XXX	XXX
15	Rashad Battle	7/7	START	START	START	START	START	START	START
16	Jesse Anderson	9/0	XXX	XXX	XXX	XXX	XXX	XXX	XXX	XXX	XXX
16	David Lynch	0/0
17	Cole Woodson	1/0	XXX
17	Tony Kinsler	8/0	XXX	XXX	...	XXX	XXX	XXX	XXX	XXX	XXX
18	Rashan Murray	3/0	XXX	XXX	XXX
19	Jayden Bonsu	0/0
20	Davion Pritchard	2/0	XXX	XXX
20	Synkwan Smith	0/0
21	Shadarian Harrison	8/5	XXX	START	START	START	START	START	...	XXX	XXX
22	Zion Ferguson	7/0	XXX	XXX	XXX	XXX	XXX	XXX	XXX
23	Kavir Bains	9/3	XXX	XXX	XXX	XXX	START	START	XXX	XXX	START
23	Zion Fowler-El	8/0	XXX	XXX	XXX	XXX	XXX	XXX	XXX	XXX	...
24	Cameron Lindsey	9/2	XXX	XXX	XXX	XXX	XXX	XXX	XXX	START	START
24	Tyreek Robinson	0/0
25	Ja'Kyrian Turner	8/2	...	XXX	XXX	XXX	XXX	XXX	START	XXX	START
26	Allen Bryant	9/0	XXX	XXX	XXX	XXX	XXX	XXX	XXX	XXX	XXX
27	Nigel Maynard	5/0	XXX	XXX	XXX	XXX	XXX
27	Jaylin Brown	0/0
28	Justin Cook	1/0	XXX
28	Shawn Lee Jr.	9/1	XXX	XXX	START	XXX	XXX	XXX	XXX	XXX	XXX
29	Luke DelGaudio	9/0	XXX	XXX	XXX	XXX	XXX	XXX	XXX	XXX	XXX
30	Caleb Williams	3/0	XXX	XXX	XXX	...
30	John Wetzel	0/0
31	Nick Lapi	7/1	XXX	XXX	XXX	XXX	XXX	XXX	START
32	Truitt Brown	1/0	XXX
32	Jeremiah Marcelin	0/0
34	Derrick Davis Jr.	0/0
35	Jalynn Williams	4/0	XXX	...	XXX	XXX	XXX
35	Juju Anderson	1/0	XXX
36	Emory Fluhr	0/0
37	Davin Brewton	5/0	XXX	XXX	XXX	XXX	XXX
38	Emmanuel Taylor	7/0	XXX	XXX	XXX	XXX	XXX	XXX	XXX
39	Maverick Gracio	7/0	XXX	XXX	XXX	XXX	XXX	XXX	XXX
40	Amah Agwu	0/0



**2025-26 Pittsburgh Football
Games Played
All games**

Page 2/2
as of Nov 06, 2025

##	Player	GP-GS	DU	CMU	WVU	LOU	BC	FSU	SU	NCSU	Stan
41	Jacob Sassic	0/0
43	Valdez Stuvaints	0/0
44	Jimmy Scott	9/9	START	START	START	START	START	START	START	START	START
44	Adam Howanitz	0/0
45	Joey Zelinsky	8/0	XXX	XXX	XXX	XXX	XXX	...	XXX	XXX	XXX
46	Zach Zollers	9/0	XXX	XXX	XXX	XXX	XXX	XXX	XXX	XXX	XXX
47	Nilay Upadhyayula	5/0	XXX	XXX	XXX	XXX	XXX
47	Caden Smith	0/0
48	Nico Crawford	9/0	XXX	XXX	XXX	XXX	XXX	XXX	XXX	XXX	XXX
48	Matthew Amofa	0/0
49	Charlie Donehue	0/0
49	Henry Searcy	0/0
50	Shepherd Turk	0/0
50	Denim Cook	0/0
51	Drew Foster	2/0	XXX	XXX
51	Jiavani Cooley	6/0	XXX	XXX	XXX	XXX	...	XXX	XXX
52	Abe Ibrahim	9/1	XXX	XXX	XXX	XXX	XXX	XXX	XXX	START	XXX
53	Kendall Stanley	9/4	XXX	XXX	XXX	XXX	XXX	START	START	START	START
54	Justin Thompson	2/0	XXX	XXX
55	Sean FitzSimmons	9/9	START	START	START	START	START	START	START	START	START
55	BJ Williams	9/9	START	START	START	START	START	START	START	START	START
56	Lyndon Cooper	9/9	START	START	START	START	START	START	START	START	START
56	Jaeden Moore	1/0	XXX
57	Cam Rosinsky	0/0
58	Mason Lindsay	0/0
60	Akram Elnagmi	1/0	XXX	...
62	Jordan Fields	0/0
63	Ty Banco	0/0
64	Josh Nindl	0/0
66	Keith Gouveia	4/4	START	START	START	START
66	Ben Kauffman	1/0	XXX
67	Tai Ray	9/0	XXX	XXX	XXX	XXX	XXX	XXX	XXX	XXX	XXX
68	Torian Chester	1/0	XXX	...
70	Ryan Baer	9/9	START	START	START	START	START	START	START	START	START
71	Ryan Carretta	9/5	XXX	XXX	XXX	XXX	START	START	START	START	START
72	Isaiah Montgomery	7/0	XXX	XXX	XXX	XXX	XXX	XXX	XXX
76	Caleb Holmes	0/0
77	Jackson Brown	7/0	XXX	XXX	XXX	XXX	XXX	XXX	XXX
78	Jeffrey Persi	5/5	START	START	START	START	START
80	Bryce Yates	7/0	XXX	XXX	XXX	XXX	XXX	XXX	XXX
82	Malachi Thomas	9/1	XXX	XXX	XXX	XXX	XXX	XXX	START	XXX	XXX
84	Cam Sapp	2/0	XXX	XXX
85	Josh Altsman	9/0	XXX	XXX	XXX	XXX	XXX	XXX	XXX	XXX	XXX
86	Max Hunt	3/0	...	XXX	XXX	XXX
87	Jake Overman	7/1	START	XXX	XXX	XXX	XXX	XXX	XXX
88	Justin Holmes	9/7	XXX	START	START	START	START	START	XXX	START	START
90	Trevor Sommers	3/0	XXX	XXX	XXX
91	Caleb Junko	9/0	XXX	XXX	XXX	XXX	XXX	XXX	XXX	XXX	XXX
92	Kaemon Tijerina	0/0
93	Ty Yuhas	2/0	XXX	XXX	...
93	Trey Butkowski	9/0	XXX	XXX	XXX	XXX	XXX	XXX	XXX	XXX	XXX
94	Samuel Carpenter	7/0	XXX	XXX	XXX	XXX	XXX	XXX	XXX
95	Francis Brewu	9/9	START	START	START	START	START	START	START	START	START
96	Cade Dowd	0/0



2025-26 Pittsburgh Football
Passing Game-by-Game
All games

Page 1/1
as of Nov 06, 2025

#6 Mason Heintschel	Comp	Att	Int	Pct	Yards	TD	Long	Sacked	Effic.
Central Mich.	3	4	0	75.0	36	0	20	0-0	150.6
Boston College	30	41	0	73.2	323	4	25	2-14	171.5
Florida St.	21	29	2	72.4	321	2	50	5-35	174.4
Syracuse	13	24	1	54.2	140	0	24	7-35	94.8
NC State	28	48	0	58.3	423	3	84	0-0	153.0
Stanford	23	38	2	60.5	304	3	31	2-15	143.3
Totals	118	184	5	64.1	1547	12	84	16-99	150.8

#9 Cole Gonzales	Comp	Att	Int	Pct	Yards	TD	Long	Sacked	Effic.
Duquesne	8	15	0	53.3	87	1	60	0-0	124.1
West Virginia	0	1	0	0.0	0	0	0	0-0	0.0
Louisville	3	6	1	50.0	31	0	14	1-1	60.1
Totals	11	22	1	50.0	118	1	60	1-1	101.0

#10 Eli Holstein	Comp	Att	Int	Pct	Yards	TD	Long	Sacked	Effic.
Duquesne	15	23	1	65.2	215	4	45	1-6	192.4
Central Mich.	21	28	1	75.0	304	4	48	1-4	206.2
West Virginia	22	37	1	59.5	303	1	68	6-47	131.8
Louisville	14	26	2	53.8	228	2	56	1-7	137.5
Boston College	2	4	0	50.0	8	0	4	0-0	66.8
NC State	0	1	1	0.0	0	0	0	0-0	-200.0
Totals	74	119	6	62.2	1058	11	68	9-64	157.3



2025-26 Pittsburgh Football
Rushing/Receiving Game-by-Game
All games

Page 1/1
as of Nov 06, 2025

Rushing

Player	No-Yds/TD	DU	CMU	WVU	LOU	BC	FSU	SU	NCSU	Stan
Ja'Kyrian Turner	88-399/6	DNP	6-26/1	4-9/0	6-36/0	12-67/1	10-44/2	15-40/0	13-50/2	22-127/0
Juelz Goff	56-200/4	7-31/1	6-16/1	8-37/0	7-32/0	17-59/1	1-4/0	7-10/1	1-3/0	2-8/0
Desmond Reid	55-266/2	8-66/1	10-46/0	6-30/0	DNP	DNP	12-45/0	6-38/0	13-41/1	DNP
Mason Heintschel	49-143/1	DNP	-	DNP	DNP	10-28/0	16-64/0	12-23/1	3-7/0	8-21/0
Eli Holstein	35-87/1	7-41/0	4-36/0	14--27/1	7-19/0	2-14/0	DNP	DNP	1-4/0	DNP
Caleb Williams	5-9/0	1-4/0	DNP	DNP	DNP	2-4/0	DNP	DNP	2-1/0	DNP
Jalynn Williams	3-10/0	2-10/0	DNP	-	1-0/0	-	DNP	DNP	DNP	DNP
Deuce Spann	3-9/1	-	-	-	-	-	1-1/0	-	-	2-8/1
Cole Gonzales	2-1/0	1-2/0	DNP	-	1--1/0	DNP	DNP	DNP	DNP	DNP
Cataurus Hicks	2--2/0	-	-	1--2/0	-	-	1-0/0	-	-	-
Kenny Johnson	1-9/0	-	-	-	-	-	-	1-9/0	-	-
Raphael Williams Jr.	1-4/0	1-4/0	-	-	-	-	-	-	-	-
Caleb Junko	1--6/0	-	-	-	1--6/0	-	-	-	-	-

Receiving

Player	No-Yds/TD	DU	CMU	WVU	LOU	BC	FSU	SU	NCSU	Stan
Kenny Johnson	37-573/4	4-47/1	2-58/0	3-21/0	3-51/0	9-115/1	1-42/0	4-56/0	7-112/1	4-71/1
Raphael Williams Jr.	36-525/6	1-45/0	5-81/2	6-119/1	4-57/1	2-18/0	6-78/0	3-28/0	5-62/1	4-37/1
Cataurus Hicks	19-353/4	4-55/2	1-19/0	2-10/0	4-113/1	-	-	2-19/0	4-120/1	2-17/0
Desmond Reid	17-254/2	1-2/0	5-69/0	-	DNP	DNP	8-155/2	-	3-28/0	DNP
Justin Holmes	16-152/2	-	2-25/1	2-14/0	2-17/0	3-40/1	1-0/0	-	2-22/0	4-34/0
Ja'Kyrian Turner	13-119/0	DNP	1-1/0	1-3/0	-	2-32/0	4-34/0	-	2-13/0	3-36/0
Deuce Spann	12-132/1	2-12/0	2-27/0	2-23/0	1--2/0	2-12/1	-	1-2/0	1-28/0	1-30/0
Malachi Thomas	9-118/1	1-34/1	-	2-26/0	1-11/0	3-22/0	-	1-20/0	1-5/0	-
Bryce Yates	8-185/1	2-69/1	-	2-74/0	-	2-22/0	DNP	DNP	1-8/0	1-12/0
Juelz Goff	8-74/0	-	1-10/0	2-13/0	2-12/0	2-28/0	-	-	1-11/0	-
Zion Fowler-El	7-60/1	2-7/0	2-19/0	-	-	2-20/1	-	-	1-14/0	DNP
Jake Overman	7-55/1	1-3/0	DNP	DNP	-	2-11/0	1-12/0	2-15/0	-	1-14/1
Josh Altsman	5-31/1	1-13/0	2-11/1	-	-	2-7/0	-	-	-	-
Censere Lee	2-48/0	DNP	DNP	DNP	DNP	DNP	DNP	DNP	-	2-48/0
Caleb Williams	2--1/0	2--1/0	DNP	DNP	DNP	-	DNP	DNP	-	DNP
Max Hunt	1-20/0	DNP	1-20/0	DNP	DNP	DNP	DNP	DNP	-	-
Jalynn Williams	1-9/0	1-9/0	DNP	-	-	-	DNP	DNP	DNP	DNP
Cam Sapp	1-7/0	1-7/0	DNP	DNP	DNP	-	DNP	DNP	DNP	DNP
Justin Cook	1-5/0	DNP	DNP	DNP	DNP	DNP	DNP	DNP	DNP	1-5/0
Tony Kinsler	1-4/0	-	-	DNP	-	1-4/0	-	-	-	-



2025-26 Pittsburgh Football
All-Purpose Yards Game-by-Game
All games

Page 1/1
as of Nov 06, 2025

Player	Total	DU	CMU	WVU	LOU	BC	FSU	SU	NCSU	Stan
Kenny Johnson	918	189	142	46	37	114	42	131	146	71
Desmond Reid	625	147	141	30	DNP	DNP	200	38	69	DNP
Raphael Williams Jr.	538	49	81	119	57	18	78	28	62	46
Ja'Kyrian Turner	518	DNP	27	12	36	99	78	40	63	163
Cataurus Hicks	406	55	19	8	165	-	-	19	123	17
Deuce Spann	323	12	27	62	-2	38	1	2	92	91
Juelz Goff	274	31	26	50	44	87	4	10	14	8
Bryce Yates	185	69	-	74	-	22	DNP	DNP	8	12
Justin Holmes	152	-	25	14	17	40	-	-	22	34
Mason Heintschel	143	DNP	-	DNP	DNP	28	64	23	7	21
Malachi Thomas	118	34	-	26	11	22	-	20	5	-
Eli Holstein	87	41	36	-27	19	14	DNP	DNP	4	DNP
Rasheem Biles	75	-	-	-	75	-	-	DNP	DNP	DNP
Zion Fowler-El	60	7	19	-	-	20	-	-	14	DNP
Kavir Bains	57	-	-	-	-	-	-	57	-	-
Jake Overman	55	3	DNP	DNP	-	11	12	15	-	14
Censere Lee	48	DNP	DNP	DNP	DNP	DNP	DNP	DNP	-	48
Javon McIntyre	36	-	-	-	-	-	-	-	-	36
Josh Altsman	31	13	11	-	-	7	-	-	-	-
Shawn Lee Jr.	30	-	-	-	-	-	-	-	-	30
Kyle Louis	21	-	-	21	-	-	-	-	DNP	-
Max Hunt	20	DNP	20	DNP	DNP	DNP	DNP	DNP	-	-
Cruce Brookins	19	-	-	-	-	-	DNP	19	-	DNP
Jalynn Williams	19	19	DNP	-	-	-	DNP	DNP	DNP	DNP
Caleb Williams	8	3	DNP	DNP	DNP	4	DNP	DNP	1	DNP
Cam Sapp	7	7	DNP	DNP	DNP	-	DNP	DNP	DNP	DNP
Justin Cook	5	DNP	DNP	DNP	DNP	DNP	DNP	DNP	DNP	5
Tony Kinsler	4	-	-	DNP	-	4	-	-	-	-
Braylan Lovelace	1	-	-	1	-	-	-	-	-	-
Cole Gonzales	1	2	DNP	-	-1	DNP	DNP	DNP	DNP	DNP
Caleb Junko	-6	-	-	-	-6	-	-	-	-	-



2025-26 Pittsburgh Football
Total Tackles Game-by-Game
All games

Page 1/1
as of Nov 06, 2025

Total Tackles

Player	S-A	Total	DU	CMU	WVU	LOU	BC	FSU	SU	NCSU	Stan
Braylan Lovelace	24-31	55	1-1	2-5	4-5	6-4	0-2	4-6	5-1	1-4	1-3
Kyle Louis	26-27	53	3-3	1-4	4-4	5-1	4-2	4-7	-	DNP	5-6
Rasheem Biles	18-35	53	1-3	2-9	3-12	6-6	1-2	5-3	DNP	DNP	DNP
Kavir Bains	24-15	39	3-0	-	3-0	4-3	0-1	5-8	4-1	3-1	2-1
Cruce Brookins	21-16	37	3-2	3-1	7-7	4-4	1-1	DNP	2-0	1-1	DNP
Javon McIntyre	22-6	28	3-1	6-1	2-3	1-0	-	0-1	3-0	5-0	2-0
Rashad Battle	20-7	27	0-2	DNP	DNP	8-1	2-0	4-2	2-0	1-2	3-0
Shadarian Harrison	16-10	26	2-0	6-3	2-2	3-2	2-0	1-0	DNP	0-2	0-1
Cameron Lindsey	17-8	25	2-1	1-0	-	-	1-1	-	6-1	3-1	4-4
Francis Brewu	11-13	24	1-1	3-1	3-6	0-1	-	0-1	2-2	-	2-1
Shawn Lee Jr.	17-5	22	1-0	3-0	5-0	-	3-0	0-2	2-0	1-3	2-0
Isaiah Neal	10-12	22	0-1	1-2	2-1	2-0	0-1	3-2	1-0	0-4	1-1
Sean FitzSimmons	8-12	20	1-0	0-4	3-3	1-2	2-1	0-2	-	-	1-0
Tamon Lynum	8-8	16	1-1	1-2	DNP	DNP	DNP	0-3	1-0	2-1	3-1
Allen Bryant	12-3	15	1-0	0-1	-	5-1	2-0	-	-	2-0	2-1
Abe Ibrahim	10-5	15	0-2	-	-	1-0	4-0	0-1	2-0	2-0	1-2
Jimmy Scott	7-8	15	0-1	2-2	1-2	-	-	1-0	1-1	-	2-2
Nick James	6-9	15	-	0-1	2-4	0-1	1-0	1-2	1-0	1-0	0-1
Zach Crothers	4-11	15	0-2	3-4	1-5	-	DNP	DNP	DNP	DNP	DNP
Nick Lapi	8-6	14	2-0	2-1	-	0-1	0-1	0-1	4-2	DNP	DNP
Joey Zelinsky	6-7	13	2-0	0-2	-	2-1	1-0	DNP	1-0	0-1	0-3
Blaine Spires	8-3	11	2-0	2-0	2-3	2-0	DNP	DNP	DNP	-	DNP
Nate Temple	5-4	9	0-2	0-1	-	-	1-1	1-0	1-0	1-0	1-0
Josh Guerrier	4-4	8	1-3	-	0-1	-	1-0	-	-	1-0	1-0
Zion Ferguson	4-2	6	DNP	DNP	-	-	0-1	-	1-0	1-0	2-1
Davin Brewton	3-2	5	DNP	DNP	DNP	DNP	0-1	-	1-0	1-1	1-0
Emmanuel Taylor	2-3	5	0-1	DNP	DNP	-	1-0	1-0	-	-	0-2
Tony Kinsler	3-1	4	-	-	DNP	-	-	-	1-0	1-1	1-0
Jahsear Whittington	2-2	4	0-1	-	DNP	DNP	1-0	-	1-0	-	0-1
Maverick Gracio	2-2	4	1-2	DNP	DNP	-	-	-	-	-	1-0
Cole Woodson	1-3	4	DNP	DNP	DNP	DNP	1-3	DNP	DNP	DNP	DNP
Juelz Goff	2-0	2	-	1-0	-	1-0	-	-	-	-	-
Jesse Anderson	2-0	2	-	-	-	-	1-0	-	-	1-0	-
Luke DelGaudio	2-0	2	-	-	-	-	-	-	1-0	1-0	-
Zion Fowler-El	1-1	2	-	-	-	1-0	-	0-1	-	-	DNP
Deuce Spann	1-0	1	-	-	1-0	-	-	-	-	-	-
Rashan Murray	1-0	1	-	-	1-0	DNP	DNP	DNP	DNP	DNP	DNP
Nilay Upadhyayula	1-0	1	-	-	1-0	-	DNP	DNP	DNP	DNP	-
Ryan Carretta	1-0	1	-	-	-	-	-	-	1-0	-	-
Jake Overman	1-0	1	-	DNP	DNP	-	-	1-0	-	-	-
Davion Pritchard	0-1	1	DNP	DNP	DNP	DNP	0-1	-	DNP	DNP	DNP
Jaeden Moore	0-1	1	DNP	DNP	DNP	DNP	DNP	DNP	DNP	DNP	0-1
Trevor Sommers	0-1	1	-	-	DNP	DNP	0-1	DNP	DNP	DNP	DNP



2025-26 Pittsburgh Football
Fumbles Game-by-Game
All games

Page 1/1
as of Nov 06, 2025

Fumbles

Player	No-Lost	DU	CMU	WVU	LOU	BC	FSU	SU	NCSU	Stan
Mason Heintschel	5-2	DNP	-	DNP	DNP	1-0	2-0	-	-	2-2
Kenny Johnson	1-1	-	-	-	1-1	-	-	-	-	-
Eli Holstein	1-0	-	-	1-0	-	-	DNP	DNP	-	DNP
Caleb Junko	1-1	-	-	-	1-1	-	-	-	-	-

Fumbles Forced

Player	Number	DU	CMU	WVU	LOU	BC	FSU	SU	NCSU	Stan
Rasheem Biles	1	-	-	-	-	1	-	DNP	DNP	DNP
Kyle Louis	1	-	-	-	-	1	-	-	DNP	-
Shadarian Harrison	1	-	-	-	-	-	1	DNP	-	-
Cameron Lindsey	1	-	-	-	-	-	-	-	1	-
Jimmy Scott	1	-	-	-	-	-	1	-	-	-
Francis Brewu	1	-	1	-	-	-	-	-	-	-

Fumbles Recovered

Player	Number	DU	CMU	WVU	LOU	BC	FSU	SU	NCSU	Stan
Kyle Louis	2	-	1	-	-	1	-	-	DNP	-
Jahsear Whittington	1	-	-	DNP	DNP	-	1	-	-	-
Rashad Battle	1	-	DNP	DNP	-	-	-	-	1	-
Jimmy Scott	1	-	-	-	-	1	-	-	-	-



2025-26 Pittsburgh Football
Sacks Game-by-Game
All games

Page 1/1
as of Nov 06, 2025

Player	UA-A	Total	DU	CMU	WVU	LOU	BC	FSU	SU	NCSU	Stan
Jimmy Scott	4-0	4	-	1-6	-	-	-	1-4	-	-	2-18
Isaiah Neal	2-1	2.5	-	1-5	-	-	-	-	1-11	-	0.5-3
Rasheem Biles	2-0	2	-	-	-	1-9	1-10	-	DNP	DNP	DNP
Kyle Louis	2-0	2	2-22	-	-	-	-	-	-	DNP	-
Blaine Spires	2-0	2	-	-	1-7	1-11	DNP	DNP	DNP	-	DNP
Nick James	2-0	2	-	-	-	-	-	1-5	1-12	-	-
Cameron Lindsey	2-0	2	1-10	-	-	-	-	-	-	-	1-13
Joey Zelinsky	1-2	2	1-5	0.5-2	-	-	-	DNP	-	-	0.5-3
Zach Crothers	1-1	1.5	-	1.5-8	-	-	DNP	DNP	DNP	DNP	DNP
Jahsear Whittington	1-0	1	-	-	DNP	DNP	1-12	-	-	-	-
Maverick Gracio	1-0	1	-	DNP	DNP	-	-	-	-	-	1-9
Sean FitzSimmons	1-0	1	-	-	1-10	-	-	-	-	-	-
Francis Brewu	1-0	1	-	-	1-5	-	-	-	-	-	-



2025-26 Pittsburgh Football
Tackles For Loss Game-by-Game
All games

Page 1/1
as of Nov 06, 2025

Player	UA-A	Total	DU	CMU	WVU	LOU	BC	FSU	SU	NCSU	Stan
Rasheem Biles	6-5	8.5	0.5-2	1.5-3	1.0-2	4.0-14	1.0-10	0.5-0	DNP	DNP	DNP
Jimmy Scott	6-3	7.5	0.5-1	1.5-7	1.0-3	-	-	1.0-4	1.0-2	-	2.5-20
Kyle Louis	4-3	5.5	3.0-23	0.5-1	-	-	0.5-2	1.5-9	-	DNP	-
Cameron Lindsey	4-2	5.0	1.0-10	1.0-1	-	-	0.5-1	-	1.5-3	-	1.0-13
Nick James	3-4	5.0	-	-	1.0-2	-	1.0-1	1.5-6	1.0-12	-	0.5-2
Blaine Spires	4-1	4.5	1.0-3	-	1.5-8	2.0-12	DNP	DNP	DNP	-	DNP
Francis Brewu	3-2	4.0	-	-	1.0-5	-	-	-	2.0-2	-	1.0-2
Shawn Lee Jr.	3-1	3.5	-	-	1.0-3	-	1.0-2	0.5-0	-	1.0-1	-
Braylan Lovelace	2-3	3.5	-	1.0-1	-	2.5-5	-	-	-	-	-
Isaiah Neal	2-3	3.5	-	2.0-7	-	-	-	-	1.0-11	-	0.5-3
Joey Zelinsky	2-3	3.5	1.0-5	1.0-4	-	-	-	DNP	1.0-3	-	0.5-3
Zach Crothers	1-4	3.0	0.5-1	2.0-9	0.5-2	-	DNP	DNP	DNP	DNP	DNP
Sean FitzSimmons	2-0	2.0	-	-	1.0-10	1.0-1	-	-	-	-	-
Jahsear Whittington	1-1	1.5	0.5-0	-	DNP	DNP	1.0-12	-	-	-	-
Nate Temple	1-1	1.5	0.5-2	-	-	-	-	-	-	-	1.0-5
Maverick Gracio	1-1	1.5	0.5-1	DNP	DNP	-	-	-	-	-	1.0-9
Abe Ibrahim	1-1	1.5	0.5-1	-	-	-	1.0-2	-	-	-	-
Nick Lapi	0-3	1.5	-	0.5-0	-	0.5-0	-	-	0.5-2	DNP	DNP
Javon McIntyre	1-0	1.0	-	-	-	-	-	-	-	1.0-2	-
Kavir Bains	1-0	1.0	-	-	-	-	-	-	-	1.0-3	-
Cruce Brookins	0-1	0.5	-	-	-	-	0.5-1	DNP	-	-	DNP
Davin Brewton	0-1	0.5	DNP	DNP	DNP	DNP	0.5-0	-	-	-	-
Emmanuel Taylor	0-1	0.5	0.5-0	DNP	DNP	-	-	-	-	-	-



2025-26 Pittsburgh Football
Returns Game-by-Game
All games

Page 1/1
as of Nov 06, 2025

Punt Returns

Player	No-Yds	DU	CMU	WVU	LOU	BC	FSU	SU	NCSU	Stan
Kenny Johnson	13-177	3-64	-	3-28	2--14	1--1	-	1-66	3-34	-
Desmond Reid	5-105	3-79	2-26	-	DNP	DNP	-	-	-	DNP
Raphael Williams Jr.	1-9	-	-	-	-	-	-	-	-	1-9

Kick Returns

Player	No-Yds	DU	CMU	WVU	LOU	BC	FSU	SU	NCSU	Stan
Deuce Spann	8-182	-	-	2-39	-	1-26	-	-	3-64	2-53
Kenny Johnson	5-159	1-78	3-84	1--3	-	-	-	-	-	-
Cataurus Hicks	4-55	-	-	-	3-52	-	-	-	1-3	-
Javon McIntyre	1-36	-	-	-	-	-	-	-	-	1-36

Interceptions Returns

Player	No-Yds	DU	CMU	WVU	LOU	BC	FSU	SU	NCSU	Stan
Kyle Louis	2-21	-	-	1-21	-	-	-	-	DNP	1-0
Rasheem Biles	1-75	-	-	-	1-75	-	-	DNP	DNP	DNP
Kavir Bains	1-57	-	-	-	-	-	-	1-57	-	-
Shawn Lee Jr.	1-30	-	-	-	-	-	-	-	-	1-30
Cruce Brookins	1-19	-	-	-	-	-	DNP	1-19	-	DNP
Braylan Lovelace	1-1	-	-	1-1	-	-	-	-	-	-
Javon McIntyre	1-0	-	-	-	-	-	-	-	-	1-0
Tamon Lynam	1-0	-	-	DNP	DNP	DNP	-	1-0	-	-
Shadarian Harrison	1-0	-	-	-	-	1-0	-	DNP	-	-

Fumble Returns

Player	No-Yds	DU	CMU	WVU	LOU	BC	FSU	SU	NCSU	Stan
Kyle Louis	2--2	-	1--3	-	-	1-1	-	-	DNP	-
Jimmy Scott	1-3	-	-	-	-	1-3	-	-	-	-
Jahsear Whittington	1-0	-	-	DNP	DNP	-	1-0	-	-	-
Rashad Battle	1-0	-	DNP	DNP	-	-	-	-	1-0	-



2025-26 Pittsburgh Football Team Game-by-Game Comparison All games

Page 1/1
as of Nov 06, 2025

Opponent	Score	First Downs				Rushing Number-Yards	Passing		Total Offense Plays-Yards	Return Yards	Turn- Overs
		Total	Rush	Pass	Pen		Comp-Att.-Int	Yards			
Duquesne	61-9	21 / 8	8 / 3	11 / 4	2 / 1	27-158 / 31-37	23-38-1 / 17-27-0	302 / 171	65-460 / 58-208	221 / 4	1 / 0
Central Mich.	45-17	22 / 13	5 / 5	13 / 7	4 / 1	26-124 / 41-40	24-32-1 / 20-27-0	340 / 177	58-464 / 68-217	107 / 51	1 / 1
West Virginia	24-31	15 / 28	4 / 14	8 / 10	3 / 4	34-46 / 58-174	22-38-1 / 22-32-2	303 / 260	72-349 / 90-434	86 / 30	1 / 2
Louisville	27-34	14 / 23	3 / 6	9 / 16	2 / 1	23-80 / 34-53	17-32-3 / 33-51-1	259 / 339	55-339 / 85-392	113 / 43	5 / 1
Boston College	48-7	31 / 11	9 / 5	19 / 5	3 / 1	43-172 / 24-27	32-45-0 / 14-30-1	331 / 189	88-503 / 54-216	29 / 54	0 / 3
Florida St.	34-31	23 / 21	7 / 9	13 / 10	3 / 2	42-155 / 40-170	21-29-2 / 16-23-0	321 / 245	71-476 / 63-415	0 / 60	2 / 1
Syracuse	30-13	16 / 13	9 / 6	5 / 5	2 / 2	43-115 / 30-76	13-24-1 / 17-34-3	140 / 136	67-255 / 64-212	142 / 159	1 / 3
NC State	53-34	29 / 15	4 / 5	19 / 10	6 / 0	33-106 / 19-161	28-49-1 / 25-41-0	423 / 284	82-529 / 60-445	101 / 179	1 / 1
Stanford	35-20	25 / 18	9 / 2	13 / 15	3 / 1	35-162 / 27--10	23-38-2 / 27-44-3	304 / 336	73-466 / 71-326	128 / 74	4 / 3
Totals	357-196	196 / 150	58 / 55	110 / 82	28 / 13	306-1118 / 304-728	203-325-12 / 191-309-10	2723 / 2137	631-3841 / 613-2865	927 / 654	16 / 15

Opponents	3rd Down Conversion	4th Down Conversion	Time of Possession	TOP Margin	Avg Yds/Rush	Avg Yds/Pass	Avg Yds/Play	Punting Number-Avg	Penalties Number-Yards	Sacks
Duquesne	5-14 / 2-15	2-3 / 0-0	24:37 / 35:23	-10:46	5.9 / 1.2	7.9 / 6.3	7.1 / 3.6	4-45.3 / 12-37.1	3-35.0 / 11-88.0	4 / 1
Central Mich.	6-9 / 6-17	0-1 / 3-5	23:17 / 36:43	-13:26	4.8 / 1.0	10.6 / 6.6	8.0 / 3.2	1-47.0 / 5-46.2	6-63.0 / 9-75.0	4 / 1
West Virginia	4-17 / 5-17	1-2 / 2-3	28:59 / 31:01	-02:02	1.4 / 3.0	8.0 / 8.1	4.8 / 4.8	7-43.0 / 6-45.7	14-118.0 / 6-60.0	3 / 6
Louisville	1-10 / 9-19	1-4 / 0-0	20:38 / 39:22	-18:44	3.5 / 1.6	8.1 / 6.6	6.2 / 4.6	3-45.3 / 6-36.0	6-38.0 / 9-92.0	2 / 2
Boston College	9-17 / 4-12	3-3 / 0-1	39:08 / 20:52	18:16	4.0 / 1.1	7.4 / 6.3	5.7 / 4.0	3-46.7 / 6-42.0	8-70.0 / 5-57.0	2 / 2
Florida St.	5-14 / 6-12	3-3 / 0-0	32:35 / 27:25	05:10	3.7 / 4.3	11.1 / 10.7	6.7 / 6.6	2-39.5 / 5-38.2	5-55.0 / 8-72.0	2 / 5
Syracuse	4-15 / 4-15	1-1 / 1-3	29:59 / 30:01	-00:02	2.7 / 2.5	5.8 / 4.0	3.8 / 3.3	6-47.8 / 7-45.7	13-109.0 / 12-107.0	2 / 7
NC State	6-14 / 4-13	1-1 / 0-3	34:56 / 25:04	09:52	3.2 / 8.5	8.6 / 6.9	6.5 / 7.4	2-49.5 / 5-44.6	5-46.0 / 9-97.0	0 / 0
Stanford	5-13 / 6-15	2-2 / 0-3	30:30 / 29:30	01:00	4.6 / -0.4	8.0 / 7.6	6.4 / 4.6	5-41.6 / 5-45.6	10-93.0 / 6-74.0	5 / 2
Totals	45-123 / 46-135	14-20 / 6-18	264:39 / 275:21	-10:42	3.7 / 2.4	8.4 / 6.9	6.1 / 4.7	33-44.8 / 57-41.8	70-627.0 / 75-722.0	24 / 26

Note: Game totals are displayed in the format TEAM/OPPONENT for each category



**2025-26 Pittsburgh Football
Results and Comparison
All games**

Page 1/1
as of Nov 06, 2025

	Date	Opponent		Score	Overall	Conf	Time	Attend
	08/30/2025	Duquesne	W	61-9	1-0	0-0	3:18	53006
	09/06/2025	Central Mich.	W	45-17	2-0	0-0	3:29	48424
	09/13/2025	at West Virginia	Lot1	24-31	2-1	0-0	4:16	62108
*	09/27/2025	Louisville	L	27-34	2-2	0-1	3:45	45301
*	10/04/2025	Boston College	W	48-7	3-2	1-1	3:22	51101
*	10/11/2025	at Florida St.	W	34-31	4-2	2-1	3:33	65256
*	10/18/2025	at Syracuse	W	30-13	5-2	3-1	3:33	40772
*	10/25/2025	NC State	W	53-34	6-2	4-1	3:38	46840
*	11/01/2025	at Stanford	W	35-20	7-2	5-1	3:32	16540

Opponent	Score	Total	First Downs			Rushing Number-Yards	Passing		Total Offense Plays-Yards	Return Yards	Turn- Overs
			Rush	Pass	Pen		Comp-Att.-Int	Yards			
Duquesne	61-9	21 / 8	8 / 3	11 / 4	2 / 1	27-158 / 31-37	23-38-1 / 17-27-0	302 / 171	65-460 / 58-208	221 / 4	1 / 0
Central Mich.	45-17	22 / 13	5 / 5	13 / 7	4 / 1	26-124 / 41-40	24-32-1 / 20-27-0	340 / 177	58-464 / 68-217	107 / 51	1 / 1
West Virginia	24-31	15 / 28	4 / 14	8 / 10	3 / 4	34-46 / 58-174	22-38-1 / 22-32-2	303 / 260	72-349 / 90-434	86 / 30	1 / 2
Louisville	27-34	14 / 23	3 / 6	9 / 16	2 / 1	23-80 / 34-53	17-32-3 / 33-51-1	259 / 339	55-339 / 85-392	113 / 43	5 / 1
Boston College	48-7	31 / 11	9 / 5	19 / 5	3 / 1	43-172 / 24-27	32-45-0 / 14-30-1	331 / 189	88-503 / 54-216	29 / 54	0 / 3
Florida St.	34-31	23 / 21	7 / 9	13 / 10	3 / 2	42-155 / 40-170	21-29-2 / 16-23-0	321 / 245	71-476 / 63-415	0 / 60	2 / 1
Syracuse	30-13	16 / 13	9 / 6	5 / 5	2 / 2	43-115 / 30-76	13-24-1 / 17-34-3	140 / 136	67-255 / 64-212	142 / 159	1 / 3
NC State	53-34	29 / 15	4 / 5	19 / 10	6 / 0	33-106 / 19-161	28-49-1 / 25-41-0	423 / 284	82-529 / 60-445	101 / 179	1 / 1
Stanford	35-20	25 / 18	9 / 2	13 / 15	3 / 1	35-162 / 27--10	23-38-2 / 27-44-3	304 / 336	73-466 / 71-326	128 / 74	4 / 3
Totals	357-196	196 / 150	58 / 55	110 / 82	28 / 13	306-1118 / 304-728	203-325-12 / 191-309-10	2723 / 2137	631-3841 / 613-2865	927 / 654	16 / 15



2025-26 Pittsburgh Football Combined Team Statistics All games

Page 1/3
as of Nov 06, 2025

Team Results

	Date	Opponent		Score	Att.
	08/30/2025	Duquesne	W	61-9	53006
	09/06/2025	Central Mich.	W	45-17	48424
	09/13/2025	at West Virginia	Lot1	24-31	62108
*	09/27/2025	Louisville	L	27-34	45301
*	10/04/2025	Boston College	W	48-7	51101
*	10/11/2025	at Florida St.	W	34-31	65256
*	10/18/2025	at Syracuse	W	30-13	40772
*	10/25/2025	NC State	W	53-34	46840
*	11/01/2025	at Stanford	W	35-20	16540

Rushing

Player	gp	att	gain	loss	net	avg	td	lg	avg/g
Ja'Kyrian Turner	8	88	412	13	399	4.5	6	37	49.9
Desmond Reid	6	55	283	17	266	4.8	2	53	44.3
Juelz Goff	9	56	205	5	200	3.6	4	17	22.2
Mason Heintschel	6	49	252	109	143	2.9	1	36	23.8
Eli Holstein	6	35	151	64	87	2.5	1	31	14.5
Jalynn Williams	4	3	10	0	10	3.3	0	9	2.5
Deuce Spann	9	3	9	0	9	3.0	1	4	1.0
Kenny Johnson	9	1	9	0	9	9.0	0	9	1.0
Caleb Williams	3	5	12	3	9	1.8	0	4	3.0
Raphael Williams Jr.	9	1	4	0	4	4.0	0	4	0.4
Cole Gonzales	3	2	2	1	1	0.5	0	2	0.3
Cataurus Hicks	9	2	0	2	-2	-1.0	0	0	-0.2
Caleb Junko	9	1	0	6	-6	-6.0	0	0	-0.7
Team	9	5	0	11	-11	-2.2	0	0	-1.2
Total	9	306	1349	231	1118	3.7	15	53	124.2
Opponents	9	304	1034	306	728	2.4	7	65	80.9

Passing

Player	gp	effic	comp-att-int	pct	yds	td	lg	avg/g
Mason Heintschel	6	150.8	118-184-5	64.1	1547	12	84	257.8
Eli Holstein	6	157.3	74-119-6	62.2	1058	11	68	176.3
Cole Gonzales	3	101.0	11-22-1	50.0	118	1	60	39.3
Total	9	149.8	203-325-12	62.5	2723	24	84	302.6
Opponents	9	132.7	191-309-10	61.8	2137	18	59	237.4

Receiving

Player	gp	no.	yds	avg	td	lg	avg/g
Kenny Johnson	9	37	573	15.5	4	42	63.7
Raphael Williams Jr.	9	36	525	14.6	6	67	58.3
Cataurus Hicks	9	19	353	18.6	4	84	39.2
Desmond Reid	6	17	254	14.9	2	50	42.3
Justin Holmes	9	16	152	9.5	2	22	16.9
Ja'Kyrian Turner	8	13	119	9.2	0	28	14.9
Deuce Spann	9	12	132	11.0	1	30	14.7
Malachi Thomas	9	9	118	13.1	1	34	13.1
Juelz Goff	9	8	74	9.3	0	15	8.2
Bryce Yates	7	8	185	23.1	1	68	26.4
Jake Overman	7	7	55	7.9	1	14	7.9
Zion Fowler-El	8	7	60	8.6	1	18	7.5
Josh Altzman	9	5	31	6.2	1	13	3.4
Censere Lee	2	2	48	24.0	0	31	24.0
Caleb Williams	3	2	-1	-0.5	0	0	-0.3
Jalynn Williams	4	1	9	9.0	0	9	2.3
Justin Cook	1	1	5	5.0	0	5	5.0
Tony Kinsler	8	1	4	4.0	0	4	0.5
Cam Sapp	2	1	7	7.0	0	7	3.5
Max Hunt	3	1	20	20.0	0	20	6.7
Total	9	203	2723	13.4	24	84	302.6
Opponents	9	191	2137	11.2	18	59	237.4

Game Records

Record	Overall	Home	Away	Neutral
ALL GAMES	7-2	4-1	3-1	0-0
CONFERENCE	5-1	2-1	3-0	0-0
NON-CONFERENCE	2-1	2-0	0-1	0-0

Team Statistics

	UP	OPP
First Downs	196	150
Rushing	58	55
Passing	110	82
Penalty	28	13
Rushing Yardage	1118	728
Rushing attempts	306	304
Average per rush	3.7	2.4
Average per game	124.2	80.9
TDs Rushing	15	7
Passing Yardage	2723	2137
Comp-Att-Int	203-325-12	191-309-10
Average per pass	8.4	6.9
Average per catch	13.4	11.2
Average per game	302.6	237.4
TDs Passing	24	18
Total offense	3841	2865
Average per play	6.1	4.7
Average per game	426.8	318.3
Kick returns: #-Yards	18-432	26-517
Punt returns: #-Yards	19-291	7-31
Int returns: #-Yards	10-203	12-104
Fumbles-Lost	8-4	9-5
Penalties-Yards	70-627	75-722
Punts-Avg	33-44.8	57-41.8
Time of possession / game	29:24	30:36
3rd-down conversion	45/123	46/135
4th-down conversion	14/20	6/18
PAT-attempts	(40-41) 98%	(22-23) 96%
2-point conversion-attempts	(1-2) 50%	(0-2) 0%

Interceptions

Player	no.	yds	avg	td	lg
Kyle Louis	2	21	10.5	0	21
Tamon Lynam	1	0	0.0	0	0
Kavir Bains	1	57	57.0	0	57
Javon McIntyre	1	0	0.0	0	0
Shadarian Harrison	1	0	0.0	0	0
Rasheem Biles	1	75	75.0	1	75
Cruce Brookins	1	19	19.0	0	19
Braylan Lovelace	1	1	1.0	0	1
Shawn Lee Jr.	1	30	30.0	1	30
Total	10	203	20.3	2	75
Opponents	12	104	8.7	0	34



2025-26 Pittsburgh Football Combined Team Statistics All games

Page 2/3
as of Nov 06, 2025

Field Goals

Player	fg	pct.	01-19	20-29	30-39	40-49	50-99	lg	blk
Trey Butkowski	19-21	90.5	0-0	4-4	9-9	6-8	0-0	47	0
Opponents	8-10	80.0	0-0	1-1	4-4	2-3	1-2	57	0

Scoring

Player	td	fg	PAT					saf	pts
			kick	rush	rcv	pass	dxp		
Trey Butkowski	-	19-21	40-41	-	-	-	-	-	97
Raphael Williams Jr.	6	-	-	-	-	-	-	-	36
Ja'Kyrian Turner	6	-	-	-	-	-	-	-	36
Desmond Reid	5	-	-	-	-	-	-	-	30
Kenny Johnson	5	-	-	-	-	-	-	-	30
Cataurus Hicks	4	-	-	-	1	-	-	-	26
Juelz Goff	4	-	-	-	-	-	-	-	24
Deuce Spann	2	-	-	-	-	-	-	-	12
Justin Holmes	2	-	-	-	-	-	-	-	12
Jake Overman	1	-	-	-	-	-	-	-	6
Josh Altsman	1	-	-	-	-	-	-	-	6
Zion Fowler-El	1	-	-	-	-	-	-	-	6
Rasheem Biles	1	-	-	-	-	-	-	-	6
Eli Holstein	1	-	-	-	-	1	-	-	6
Malachi Thomas	1	-	-	-	-	-	-	-	6
Mason Heintschel	1	-	-	-	-	-	-	-	6
Shawn Lee Jr.	1	-	-	-	-	-	-	-	6
Bryce Yates	1	-	-	-	-	-	-	-	6
Total	43	19-21	40-41	0	1	1	0	0	357
Opponents	25	8-10	22-23	0	0	0	0	0	196

Score by Periods

Team	1st	2nd	3rd	4th	OT	TOT
Pittsburgh	79	123	85	70	0	357
Opponents	31	71	20	67	7	196

Punting

Player	no.	yds	avg	lg	tb	fc	i20	50+	blk
Caleb Junko	33	1478	44.8	60	3	11	9	7	0
Total	33	1478	44.8	60	3	11	9	7	0
Opponents	57	2380	41.8	71	1	18	13	12	1

Punt Returns

Player	no.	yds	avg	td	lg
Kenny Johnson	13	177	13.6	1	66
Desmond Reid	5	105	21.0	1	88
Raphael Williams Jr.	1	9	9.0	0	9
Total	19	291	15.3	2	88
Opponents	7	31	4.4	0	9

Kick Returns

Player	no.	yds	avg	td	lg
Deuce Spann	8	182	22.8	0	41
Kenny Johnson	5	159	31.8	0	78
Cataurus Hicks	4	55	13.8	0	27
Javon McIntyre	1	36	36.0	0	36
Total	18	432	24.0	0	78
Opponents	26	517	19.9	0	38

All Purpose

Player	g	rush	rcv	pr	kr	ir	total	avg/g
Kenny Johnson	9	9	573	177	159	0	918	102.0
Desmond Reid	6	266	254	105	0	0	625	104.2
Raphael Williams Jr.	9	4	525	9	0	0	538	59.8
Ja'Kyrian Turner	8	399	119	0	0	0	518	64.8
Cataurus Hicks	9	-2	353	0	55	0	406	45.1
Deuce Spann	9	9	132	0	182	0	323	35.9
Juelz Goff	9	200	74	0	0	0	274	30.4
Bryce Yates	7	0	185	0	0	0	185	26.4
Justin Holmes	9	0	152	0	0	0	152	16.9
Mason Heintschel	6	143	0	0	0	0	143	23.8
Malachi Thomas	9	0	118	0	0	0	118	13.1
Eli Holstein	6	87	0	0	0	0	87	14.5
Rasheem Biles	6	0	0	0	0	75	75	12.5
Zion Fowler-El	8	0	60	0	0	0	60	7.5
Kavir Bains	9	0	0	0	0	57	57	6.3
Jake Overman	7	0	55	0	0	0	55	7.9
Censere Lee	2	0	48	0	0	0	48	24.0
Javon McIntyre	9	0	0	0	36	0	36	4.0
Josh Altsman	9	0	31	0	0	0	31	3.4
Shawn Lee Jr.	9	0	0	0	0	30	30	3.3
Kyle Louis	8	0	0	0	0	21	21	2.6
Max Hunt	3	0	20	0	0	0	20	6.7
Jalynn Williams	4	10	9	0	0	0	19	4.8
Cruce Brookins	7	0	0	0	0	19	19	2.7
Caleb Williams	3	9	-1	0	0	0	8	2.7
Cam Sapp	2	0	7	0	0	0	7	3.5
Justin Cook	1	0	5	0	0	0	5	5.0
Tony Kinsler	8	0	4	0	0	0	4	0.5
Cole Gonzales	3	1	0	0	0	0	1	0.3
Braylan Lovelace	9	0	0	0	0	1	1	0.1
Caleb Junko	9	-6	0	0	0	0	-6	-0.7
Total	9	1118	2723	291	432	203	4767	529.7
Opponents	9	728	2137	31	517	104	3517	390.8

Total Offense

Player	g	plays	rush	pass	total	avg/g
Mason Heintschel	6	233	143	1547	1690	281.7
Eli Holstein	6	154	87	1058	1145	190.8
Ja'Kyrian Turner	8	88	399	0	399	49.9
Desmond Reid	6	55	266	0	266	44.3
Juelz Goff	9	56	200	0	200	22.2
Cole Gonzales	3	24	1	118	119	39.7
Jalynn Williams	4	3	10	0	10	2.5
Deuce Spann	9	3	9	0	9	1.0
Kenny Johnson	9	1	9	0	9	1.0
Caleb Williams	3	5	9	0	9	3.0
Raphael Williams Jr.	9	1	4	0	4	0.4
Cataurus Hicks	9	2	-2	0	-2	-0.2
Caleb Junko	9	1	-6	0	-6	-0.7
Total	9	631	1118	2723	3841	426.8
Opponents	9	613	728	2137	2865	318.3



**2025-26 Pittsburgh Football
Combined Team Statistics
All games**

Page 3/3
as of Nov 06, 2025

Team Defense

			Tackles				Sacks	Pass defense			Fumbles		blkd	
##	Player	gp	ua	a	tot	tfl/yds	no-yds	int-yds	brup	qbh	fr-yds	ff	kick	saf
0	Braylan Lovelace	9	24	31	55	3.5-6	.	1-1	1	5
9	Kyle Louis	8	26	27	53	5.5-35	2-22	2-21	3	2	2--2	1	.	.
3	Rasheem Biles	6	18	35	53	8.5-31	2-19	1-75	2	3	.	1	.	.
23	Kavir Bains	9	24	15	39	1-3	.	1-57	3
12	Cruce Brookins	7	21	16	37	0.5-1	.	1-19	2
7	Javon McIntyre	9	22	6	28	1-2	.	1-0	1
15	Rashad Battle	7	20	7	27	.	.	.	2	.	1-0	.	.	.
21	Shadarian Harrison	8	16	10	26	.	.	1-0	1	.	.	1	.	.
24	Cameron Lindsey	9	17	8	25	5-28	2-23	.	1	.	.	1	.	.
95	Francis Brewu	9	11	13	24	4-9	1-5	.	.	1	.	1	.	.
2	Isaiah Neal	9	10	12	22	3.5-21	2.5-19	.	1	3
28	Shawn Lee Jr.	9	17	5	22	3.5-6	.	1-30	4
55	Sean FitzSimmons	9	8	12	20	2-11	1-10
8	Tamon Lynum	6	8	8	16	.	.	1-0	1
44	Jimmy Scott	9	7	8	15	7.5-37	4-28	.	1	9	1-3	1	.	.
11	Nick James	9	6	9	15	5-23	2-17	.	1	4
52	Abe Ibrahim	9	10	5	15	1.5-3	.	.	1
26	Allen Bryant	9	12	3	15
5	Zach Crothers	4	4	11	15	3-12	1.5-8	.	.	1
31	Nick Lapi	7	8	6	14	1.5-2
45	Joey Zelinsky	8	6	7	13	3.5-15	2-10	.	.	2
10	Blaine Spires	5	8	3	11	4.5-23	2-18	.	.	2
6	Nate Temple	9	5	4	9	1.5-7	.	.	.	3
14	Josh Guerrier	9	4	4	8	.	.	.	3	.	.	.	1	.
22	Zion Ferguson	7	4	2	6
37	Davin Brewton	5	3	2	5	0.5-0
38	Emmanuel Taylor	7	2	3	5	0.5-0
39	Maverick Gracio	7	2	2	4	1.5-10	1-9	.	1	1
4	Jahsear Whittington	7	2	2	4	1.5-12	1-12	.	.	1	1-0	.	.	.
17	Cole Woodson	1	1	3	4
17	Tony Kinsler	8	3	1	4
29	Luke DelGaudio	9	2	.	2
23	Zion Fowler-El	8	1	1	2
16	Jesse Anderson	9	2	.	2
8	Juelz Goff	9	2	.	2
7	Deuce Spann	9	1	.	1
87	Jake Overman	7	1	.	1
47	Nilay Upadhyayula	5	1	.	1
18	Rashan Murray	3	1	.	1	.	.	.	1
56	Jaeden Moore	1	.	1	1	1
71	Ryan Carretta	9	1	.	1
20	Davion Pritchard	2	.	1	1
90	Trevor Sommers	3	.	1	1
54	Justin Thompson	2	1
93	Trey Butkowski	9
	Totals	9	341	284	625	70-297	24-200	10-203	30	39	5-1	6	1	0
	Opponents	9	333	260	593	53-222	26-164	12-104	39	31	4-2	6	1	0