

AKRON 2025-26 WOMEN'S BASKETBALL GAME NOTES

AKRON (0-2) AT NO. 17/18 NOTRE DAME (2-0)

NOV. 12, 2025 | 7 PM | NOTRE DAME, IND. | ACC NETWORK EXTRA

52ND SEASON OF COLLEGIATE BASKETBALL • 2014 NCAA TOURNAMENT • 2014 MAC TOURNAMENT CHAMPIONS 2013 MAC EAST DIVISION CHAMPIONS • 1999, 2013, 2015, 2016, 2022 POSTSEASON WNIT

2025-26 AKRON SCHEDULE

Date	Opponent	Time/Result
11/3	at South Alabama	L, 87-63
11/7	at Robert Morris	L, 71-60
11/12	at No. 17/18 Notre Dame	7 pm
11/16	at Cleveland State	2 pm
11/20	BINGHAMTON	6 pm
11/24	XAVIER	6 pm
11/30	YOUNGSTOWN STATE	12 pm
12/3	HEIDELBERG	11 am
12/13	at Michigan	12 pm
12/16	GENEVA	6 pm
12/20	vs. Delaware	2 pm
12/21	vs. Saint Joseph's/LeMoyné	12/2 pm
12/31	BALL STATE *	12 pm
1/3	at Ohio *	1 pm
1/7	at Western Michigan *	7 pm
1/10	MIAMI *	12 pm
1/14	at UMass *	11 am
1/17	at Kent State *	1 pm
1/21	CENTRAL MICHIGAN *	6 pm
1/28	at Bowling Green *	7 pm
1/31	BUFFALO *	12 pm
2/4	TOLEDO *	6 pm
2/7	MAC/SBC CHALLENGE	12 pm
2/11	at Central Michigan *	6:30 pm
2/14	at Northern Illinois *	2 pm ET
2/18	OHIO *	6 pm
2/21	KENT STATE *	12 pm
2/25	at Ball State *	6:30 pm
2/28	at Miami *	1 pm
3/4	UMASS *	6 pm
3/7	EASTERN MICHIGAN *	12 pm

Home games in **CAPS**

*Mid-American Conference game

[1] denotes Colgate Thanksgiving Tournament (Hamilton, N.Y.) [2] denotes MAC/SBC Challenge

QUICK FACTS

Location: Akron, Ohio 44325
 Population: 200,000 (5th largest in Ohio)
 Founded: 1870 as Buchtel College
 Nickname: Zips
 Colors: Blue (282) & Gold (4525)
 Conference: Mid-American
 President: Robert J. Nemer
 Director of Athletics: Andrew Goodrich
 Faculty Athletics Rep: Dr. Matthew Juravich
 Athletics Dept. Phone: (330) 972-7080
 Ticket Office Phone: 1-888-99-AKRON (-25766)
 Seasons of Basketball: 52nd
 First Season of Basketball: 1974-75
 Seasons of Division I Basketball: 43rd
 First Season of Division I Basketball: 1983-84
 All-Time Record: 544-865
 All-Time Division I Record: 455-754
 MAC Record: 193-374
 NCAA Tournament Appearances: 1 (2014)
 WNIT Appearances: 5 (1999, 2013, 2015, 2016, 2022)
 WBI Appearances: 1 (2010)

WHAT'S AHEAD

The University of Akron women's basketball team travels to Notre Dame, Ind., to square off against No. 17/18 Notre Dame on Wednesday (Nov. 12). The 7 p.m. tilt will be broadcast on ACC Network Extra as well as on GoZips.com with Jim Clark on the radio call.

Live Stream: www.GoZips.com

Live Stream Link: www.GoZips.com

Live Stats Link: www.GoZips.com

HEAD COACHES

Niele Ivey (Notre Dame, 2000)

Overall Record: 119-38 (Sixth Season)

Record at Notre Dame: 119-38 (Sixth Season)

Ryan Gensler (Saint Joseph's, 2009)

Overall Record: 21-41 (Third Season)

Record at Akron: 21-41 (Third Season)

SCOUTING NOTRE DAME

Notre Dame comes into play versus Akron on Wednesday (Nov. 12) at 2-0 on the campaign following a 116-58 victory over Chicago State on Sunday (Nov. 9).

Junior Hannah Hidalgo is the leading the Fighting Irish in scoring (29.5) and assists (5.5) on the strength of shooting more than 51 percent (.511) from the field, while ranking second on the squad in steals (3.5) and third in rebounding (7.0). Senior Cassandre Prosper, redshirt senior Vanessa de Jesus, senior KK Bransford and redshirt senior Gisela Sanchez also average double figures in scoring netting 21.5, 18.5, 17.0 and 12.5 points per contest. As a team, Notre Dame is recording 107.0 points, 44.0 rebounds, 19.0 assists, 15.0 steals and 4.0 blocks per tilt.

As a team, Notre Dame is rated first in the NCAA in winning percentage (1.000), fourth in free throws made (23.00), seventh in scoring offense (107.0), 13th in field goal percentage (.539), 16th in free throws attempted (28.00), 17th in assist/turnover ratio (1.90), 18th in scoring margin (52.0), 20th in turnover margin (14.50), 22nd in rebounding margin (19.5) and free throw percentage (.821), 25th in three point percentage (.421), 35th in steals per tilt (15.0), 42nd in offensive rebounding (17.5) and 48th in assists per game (19.0). Individually, Hidalgo is ranked third in scoring (29.5), fifth in field goals made (23), 13th in total points (59) and 14th in field goals attempted (45), while Prosper is first in free throw percentage (100.0), 12th in steals per contest (5.00) and total steals (10) and 42nd in points per game (21.5).


SERIES HISTORY

Akron and Notre Dame are meeting for the second time in program history, and first since the Fighting Irish bested the Zips, 81-61, as part of the Preseason Women's National Invitation Tournament, on Nov. 11, 2011, in Notre Dame, Ind.

IN OUR LAST MEETING (NOV. 11, 2011 - NOTRE DAME, IND.)

In the season opener for Akron during the 2011-12 campaign the Zips traveled to Notre Dame as part of the Preseason Women's National Invitation Tournament and dropped an 81-61 decision to the Fighting Irish. Rachel Tecca led Akron with a 13-point and eight-rebound performance, while Carly Young added 10 points. The Zips finished the contest shooting more than 41 percent from the floor, including making eight three pointers. Skylar Diggins paced the Fighting Irish with a game-high 21-point effort.



			STAT BREAKDOWN			
ND					AKRON	
107.0	Scoring Average	62.0				
+52.0	Scoring Margin	-16.5				
.539	FG Percentage	.426				
.421	3PT Percentage	.282				
8.0	3PT FG Made per game	5.5				
.821	FT Percentage	.700				
44.0	Rebounds Per Game	29.5				
+19.5	Rebounding Margin	-11.0				
19.0	Assists Per Game	12.0				
10.0	Turnovers Per Game	20.0				
15.0	Steals Per Game	6.0				
4.0	Blocks Per Game	1.5				

2025-26 TEAM LEADERS

AKRON

Points Monique Mitchell (16.5)
 Rebounds Ni'Rah Clark (6.0)
 Assists Shaena Brew (3.5)
 Steals Four Players (1.0)
 Field Goal % Ni'Rah Clark (.800)
 Three Point % Monique Mitchell (.714)

NOTRE DAME

Points Hannah Hidalgo (29.5)
 Rebounds KK Bransford (9.0)
 Assists Hannah Hidalgo (5.5)
 Steals Cassandre Prosper (5.0)
 Field Goal % Cassandre Prosper (.640)
 Three Point % Vanessa de Jesus (.545)

Summary

Player	Season Statistics										Career Statistics									
	GP-GS	MIN/G	FG%	3FG%	FT%	R/G	A/G	STL	BLK	PTS/G	GP-GS	MIN/G	FG%	3FG%	FT%	R/G	A/G	STL	BLK	PTS/G
BREW, Shaena	2-2	24.6	.308	.333	.500	2.0	3.5	1	0	5.0	2-2	24.6	.308	.333	.500	2.0	3.5	1	0	5.0
CALLAWAY, Izzy	2-0	24.9	.200	.000	.667	1.5	2.0	2	0	3.0	30-14	27.3	.468	.337	.821	1.8	1.3	23	0	13.4
CLARK, Ni'Rah	2-1	24.0	.786	.000	.857	6.0	1.0	2	1	14.0	32-13	19.6	.523	.000	.671	4.6	0.6	9	30	6.7
CLARKE, Teniesha	2-0	9.6	.000	.000	.000	1.0	0.5	1	0	0.0	41-28	22.5	.401	.234	.729	2.5	1.2	17	7	7.0
JOHNSON, Natalie	2-2	14.6	.250	.000	.000	1.5	0.5	0	0	2.0	91-12	15.0	.421	.341	.667	1.6	0.8	72	6	5.9
MCGUFF, Keiryn	2-2	21.4	.231	.000	.700	3.5	1.0	1	2	6.5	40-13	15.2	.356	.174	.667	3.4	0.3	14	13	3.0
MITCHELL, Monique	2-2	24.2	.684	.714	1.000	2.0	1.0	2	0	16.5	2-2	24.2	.684	.714	1.000	2.0	1.0	2	0	16.5
MURPHY, Liz	2-1	8.5	.333	.500	.000	1.0	0.0	0	0	2.5	17-1	9.5	.250	.258	.750	0.8	0.2	3	0	2.1
REED, Corinne	2-0	16.1	.375	.000	.500	4.0	2.0	1	0	4.0	2-0	16.1	.375	.000	.500	4.0	2.0	1	0	4.0
TAPONEN, Liisa	2-0	6.8	.000	.000	.000	1.0	0.5	0	0	0.0	67-29	14.6	.535	.143	.486	3.3	0.4	13	27	2.8
VEJSICKY, Maddie	2-0	18.1	.333	.286	.500	0.5	0.0	0	0	4.5	60-20	16.5	.346	.325	.696	1.7	0.6	23	8	4.9
WIGAL, Ella	2-0	7.2	.500	.400	.000	0.5	0.0	2	0	4.0	35-0	11.6	.304	.305	.783	2.6	0.6	12	1	3.0

Scoring

Player	Season Statistics										Career Statistics									
	FG-FGA	FG%	3FG-3FGA	3FG%	FT-FTA	FT%	PTS	PTS/G	FG-FGA	FG%	3FG-3FGA	3FG%	FT-FTA	FT%	PTS	PTS/G	FG-FGA	FG%	3FG-3FGA	3FG%
BREW, Shaena	4-13	.308	1-3	.333	1-2	.500	10	5.0	4-13	.308	1-3	.333	1-2	.500	10	5.0	4-13	.308	1-3	.333
CALLAWAY, Izzy	2-10	.200	0-5	.000	2-3	.667	6	3.0	152-325	.468	35-104	.337	64-78	.821	403	13.4	152-325	.468	35-104	.337
CLARK, Ni'Rah	11-14	.786	0-2	.000	6-7	.857	28	14.0	81-155	.523	0-10	.000	51-76	.671	213	6.7	81-155	.523	0-10	.000
CLARKE, Teniesha	0-2	.000	0-1	.000	0-0	.000	0	0.0	110-274	.401	25-107	.234	43-59	.729	288	7.0	110-274	.401	25-107	.234
JOHNSON, Natalie	2-8	.250	0-2	.000	0-0	.000	4	2.0	215-511	.421	45-132	.341	58-87	.667	533	5.9	215-511	.421	45-132	.341
MCGUFF, Keiryn	3-13	.231	0-4	.000	7-10	.700	13	6.5	37-104	.356	4-23	.174	42-63	.667	120	3.0	37-104	.356	4-23	.174
MITCHELL, Monique	13-19	.684	5-7	.714	2-2	1.000	33	16.5	13-19	.684	5-7	.714	2-2	1.000	33	16.5	13-19	.684	5-7	.714
MURPHY, Liz	2-6	.333	1-2	.500	0-0	.000	5	2.5	12-48	.250	8-31	.258	3-4	.750	35	2.1	2-6	.333	1-2	.500
REED, Corinne	3-8	.375	0-1	.000	2-4	.500	8	4.0	3-8	.375	0-1	.000	2-4	.500	8	4.0	3-8	.375	0-1	.000
TAPONEN, Liisa	0-0	.000	0-0	.000	0-0	.000	0	0.0	85-159	.535	1-7	.143	18-37	.486	189	2.8	0-0	.000	0-0	.000
VEJSICKY, Maddie	3-9	.333	2-7	.286	1-2	.500	9	4.5	92-266	.346	64-197	.325	48-69	.696	296	4.9	3-9	.333	2-7	.286
WIGAL, Ella	3-6	.500	2-5	.400	0-0	.000	8	4.0	34-112	.304	18-59	.305	18-23	.783	104	3.0	3-6	.500	2-5	.400

Totals

Player	Season Statistics										Career Statistics									
	O-REB	D-REB	TOTAL	PF	FO	A	TO	A/TO	O-REB	D-REB	TOTAL	PF	FO	A	TO	A/TO	O-REB	D-REB	TOTAL	PF
BREW, Shaena	2	2	4	4	0	7	4	1.8	2	2	4	4	0	7	4	1.8	2	2	4	4
CALLAWAY, Izzy	0	3	3	3	0	4	2	2.0	14	41	55	38	0	40	70	0.6	0	3	3	3
CLARK, Ni'Rah	3	9	12	6	0	2	4	0.5	60	88	148	87	5	18	69	0.3	3	9	12	6
CLARKE, Teniesha	0	2	2	3	0	1	5	0.2	43	58	101	82	3	49	86	0.6	0	2	2	3
JOHNSON, Natalie	0	3	3	2	0	1	6	0.2	35	114	149	92	0	76	127	0.6	0	3	3	2
MCGUFF, Keiryn	1	6	7	8	1	2	4	0.5	42	94	136	76	2	13	37	0.4	1	6	7	8
MITCHELL, Monique	2	2	4	5	0	2	5	0.4	2	2	4	5	0	2	5	0.4	2	2	4	5
MURPHY, Liz	1	1	2	1	0	0	1	0.0	2	11	13	16	0	4	10	0.4	1	1	2	1
REED, Corinne	0	8	8	5	0	4	2	2.0	0	8	8	5	0	4	2	2.0	0	8	8	5
TAPONEN, Liisa	1	1	2	1	0	1	0	0.0	106	112	218	100	1	24	71	0.3	1	1	2	1
VEJSICKY, Maddie	1	0	1	5	0	0	3	0.0	12	90	102	97	4	35	72	0.5	1	0	1	5
WIGAL, Ella	0	1	1	2	0	0	2	0.0	34	58	92	61	1	21	32	0.7	0	1	1	2

ROBERT MORRIS EDGES THE ZIPS, 70-61

Akron went into the half tied 29-29 with Robert Morris but could not take control in the second half and fell 70-61 to the Colonials on the road Friday (Nov. 7).

Sophomore **Ni'Rah Clark** (Toledo, Ohio) led the Zips with a career-high 22 points to go along with seven rebounds. Freshman **Monique Mitchell** (South Bend, Ind.) added 12 points and two steals, and sophomore **Izzy Callaway** (Copley, Ohio) helped out with six points and four assists from the bench.

Akron forced 18 Robert Morris turnovers converting those takeaways into 16 points on the other end of the floor. Mitchell's two steals led the way for Akron.

Akron struggled out of the gate, falling behind 15-10 at the end of the first quarter. Robert Morris added to its advantage building a 29-22 advantage before Akron went on a 7-0 run, highlighted by a three from Clark, to tie the game at 29, a score that held until halftime. Akron was strong from deep in the period, knocking down three three-point shots to account for nine of its 19 points.

Robert Morris proceeded to take over in the third quarter and the Zips entered the fourth trailing 42-36. Akron knocked down one three-pointer in the quarter to score three of its seven total points.

Robert Morris widened its lead in the fourth, constructing a 50-38 advantage before Akron went on a 7-0 run, finished off by senior **Natalie Johnson's** (Waldorf, Md.) layup, to shrink the deficit to 50-45 with 7:00 to go in the contest. Robert Morris responded and outscored the Zips the rest of the way, ending the game with a final score of 70-61. Akron took advantage of its opportunities in the post, scoring 14 of its 25 points in the paint.

AKRON FALLS AT SOUTH ALABAMA IN SEASON OPENER

Monique Mitchell scored a career-high 21 point, but Akron dropped an 87-63 decision to a hot-shooting South Alabama squad in the season opener for both squads on Nov. 3 as part of the Mid-American Conference-Sub Belt Conference Challenge.

The Jaguars jumped out to an early lead in the contest outscoring the Zips in the opening stanza 29-13 en route to shooting 46.3 percent from the field in the opening 20 minutes to maintain a 45-19 halftime advantage.

2025-26 AKRON INDIVIDUAL GAME SUPERLATIVES

DOUBLE-FIGURE SCORING

	25-26	CAREER
Monique Mitchell	2	2
Ni'Rah Clark	1	8
Maddie Vejsicky	0	12
Teniesha Clarke	0	14
Kam'Ren Rhodes	0	4
Liisa Taponen	0	4

SCORING 15+ POINTS

	25-26	CAREER
Ni'Rah Clark	1	2
Monique Mitchell	1	1
Maddie Vejsicky	0	5
Teniesha Clarke	0	3
Kam'Ren Rhodes	0	2
Liisa Taponen	0	2

DOUBLE-FIGURE REBOUNDS

	25-26	CAREER
Ni'Rah Clark	0	3
Liisa Taponen	0	2

DOUBLE-DOUBLES

	25-26	CAREER
Ni'Rah Clark	0	1

LEADS TEAM IN SCORING

	25-26	CAREER
Ni'Rah Clark	1	2
Monique Mitchell	1	1
Teniesha Clarke	0	6
Maddie Vejsicky	0	3
Kam'Ren Rhodes	0	2
Liisa Taponen	0	1

LEADS TEAM IN REBOUNDING

	25-26	CAREER
Ni'Rah Clark	2	5
Corinne Reed	1	1
Liisa Taponen	0	5
Maddie Vejsicky	0	1
Teniesha Clarke	0	1

LEADS TEAM IN ASSISTS

	25-26	CAREER
Shaena Brew	1	1
Izzy Callaway	1	1
Kam'Ren Rhodes	0	5
Teniesha Clarke	0	5
Ni'Rah Clark	0	2
Maddie Vejsicky	0	2

INDIVIDUAL SINGLE-GAME HIGHS

Points	22	Ni'Rah Clark	at Robert Morris
FG Made	8	Ni'Rah Clark	at Robert Morris
		Monique Mitchell	at South Alabama
FG Att.	12	Monique Mitchell	at South Alabama
3's Made	3	Monique Mitchell	at South Alabama
FT Made	6	Ni'Rah Clark	at Robert Morris
FT Att.	7	Ni'Rah Clark	at Robert Morris
Reb.	7	Ni'Rah Clark	at Robert Morris
Assists	5	Shaena Brew	at South Alabama
Steals	2	Monique Mitchell	at Robert Morris
		Ella Wigal	at South Alabama
Blocks	1	Keiryn McGuff	at South Alabama
		Ni'Rah Clark	at South Alabama
		Keiryn McGuff	at South Alabama

Akron came out strong in the second half and shot more than 51 percent from the field, led by 15 and eight points, respectively, from Mitchell and freshman **Corinne Reed** (Chicago, Ill.).

The Zips finished the evening shooting more than 41 percent (.414) from the field, including connecting on six three pointers, while South Alabama shot 47.4 percent from the floor in the game.

Junior **Keiryn McGuff** (Dublin, Ohio) added nine points for the Zips, while Reed contributed eight points and a team-high five rebounds. **Ni'Rah Clark** pulled down five rebounds, while freshman **Shaena Brew** (Rialto, Calif.) recorded seven points and dished out a game-high five assists.

ZIP TIDBITS

- Akron is playing Notre Dame for the second time in program history.
- The Zips will encounter a squad from the Atlantic Coast Conference for the first time since registering a 75-72 overtime triumph past Pittsburgh on Nov. 25, 2023, as part of the Daytona Beach Classic.
- The game will be a match-up between sisters for Akron freshmen **Kailee Bransford** (Cincinnati, Ohio) and Notre Dame's KK Bransford.
- Five Akron players posted career-high marks at Robert Morris (Nov. 7), including a career-best 22-point effort from **Ni'Rah Clark**.
- Freshmen **Monique Mitchell**, **Corinne Reed** and **Shaena Brew** registered career-high scoring efforts of 21, eight and seven points, respectively, at South Alabama (Nov. 3).
- **Ni'Rah Clark** is rated 11th in the NCAA in field goal percentage (.786).
- The Zips garnered 12 career-high marks at South Alabama, with Brew dishing out a career- and game-high five assists, while junior **Ella Wigal** (Granville, Ohio) posted a season-best two steals.
- The 2024-25 WBCA Academic Top 25 Team Honor Roll included Akron, who under head coach **Ryan Gensler** earned special mention nods for having a 3.225 overall team GPA for the 2024-25 academic year.
- Akron is rated fourth in the Mid-American Conference in field goal percentage (.426) and sixth in three-point percentage (.282).
- Individually, **Monique Mitchell** is second in three-point percentage (.714) and triples per game (2.5), third in scoring (16.5) and seventh in field goal percentage (.684), while **Ni'Rah Clark** is second in field goal percentage (.786) and sixth in scoring (14.0) and **Shaena Brew** is fifth in assist/turnover ratio (1.8), eighth in assists (3.5).
- In league-only games a year ago, Akron ranked second in the MAC in offensive rebounding (12.7) and third in rebounding margin (5.76) and in rebounding (36.7).
- In conference-only tilts, Clark rated fourth in the league in blocked shots (1.0). Additionally, Emily Hall was fifth in minutes played (35.4) and Shelbee Brown was third in offensive rebounding (3.4), steals (2.3) and in rebounding (9.4), sixth in defensive rebounding (6.1) and seventh in scoring (16.4).
- The Zips have posted 2 20+ scoring games this season. **Ni'Rah Clark** scored 22 points at Robert Morris (Nov. 7), while **Monique Mitchell** tallied 21 points versus South Alabama (Nov. 3).
- The 2025-26 season marks the 52nd season of competition for the Akron women's basketball program.
- Clark's four blocked shots versus Miami Hamilton (Dec. 28) stand as the 11th-best single-game effort in program history matching a four-block performance from Shelbee Brown at Colgate (Nov. 30).
- Taponen recorded a career-best 11 rebounds against No. 20 Michigan (Dec. 20), while also posting a career-high three blocks.
- The Zips own season-high marks in scoring (63-USA), field goals made (24-USA), triples (6-USA), offensive rebounds (11-USA), defensive rebounds (22-USA | RMU), rebounds (33-USA), assists (14-RMU), steals (7-RMU) and blocks (2-RMU).
- Two different Akron players have scored in double figures this season led **Monique Mitchell** (2) and **Ni'Rah Clark** (1).
- Akron connected on five or more three pointers in 112 of its last 153 contests overall. The Zips hit on a season-high six triples in an 87-63 setback at South Alabama (Nov. 3).

AKRON UNVEILS TALENTED SEVEN-MEMBER NEWCOMER CLASS

Akron under the leadership of third-year head coach **Ryan Gensler**, boast a talented seven-member newcomer class for 2025-26.

Donning the Akron uniform this season will be senior **Natalie Johnson** (Waldorf, Md.), **Keiryn McGuff**, sophomore **Izzy Callaway** (Copley, Ohio) and freshmen **Kailee Bransford**, **Shaena Brew**, **Corinne Reed** and **Monique Mitchell**.

ZIPS' OFFENSIVE PROGRESS REPORT

In Akron's two games this season, this is how the Zips have fared from the field: 50 percent: .NA, 40 percent: .440 (Robert Morris), .414 (South Alabama), 30 percent: NA, 20 percent: NA.

ZIPS' DEFENSIVE PROGRESS REPORT

In the Zips' two games this season, this is how the Zips have fared defensively: 50 percent: .NA, 40 percent: .474 (South Alabama), .434 (Robert Morris), 30 percent: .NA, 20 percent: NA.

MAC STANDINGS



[AS OF NOV. 10]

Team	MAC	Pct.	Overall	Pct.
Ball State	0-0	.000	2-0	1.000
Massachusetts	0-0	.000	2-0	1.000
Miami	0-0	.000	2-1	.667
Bowling Green	0-0	.000	1-1	.500
Central Michigan	0-0	.000	1-1	.500
Ohio	0-0	.000	1-1	.500
Eastern Michigan	0-0	.000	1-2	.333
Kent State	0-0	.000	1-2	.333
AKRON	0-0	.000	0-2	.000
Buffalo	0-0	.000	0-2	.000
Northern Illinois	0-0	.000	0-2	.000
Toledo	0-0	.000	0-2	.000
Western Michigan	0-0	.000	0-2	.000

2025-26 MAC SCHEDULE

Wednesday, Nov. 12

Akron at Notre Dame

Northern Kentucky at Ball State
Central Michigan at Butler
Buffalo at Vermont
Bowling Green at Wisconsin

Thursday, Nov. 13

Indiana Southeast at Miami
Western Michigan at Milwaukee
Morehead State at Ohio
Northern Illinois at UIC

Friday, Nov. 14

Bowling Green at Marquette
Eastern Michigan at St. Thomas
Kent State at Xavier

Saturday, Nov. 15

Ball State at Memphis

Wednesday, Nov. 12

Akron at Cleveland State

Miami at Bellarmine
Fordham at Buffalo
Niagara at Kent State
Western Michigan at Michigan State
Detroit Mercy at Toledo

* Mid-American Conference Game

INSIDE THE NUMBERS

Akron has once proved to be strong in the paint averaging 32.0 points per game for 64 total points. This season, the Zips posted a season-best 32 points in the paint at Robert Morris (Nov. 7) and South Alabama (Nov. 3). Additional inside the numbers for the Zips this season are below.

Points in Paint - 32.0 ppg (64) | *Season-High* - 32 at South Alabama | at Robert Morris

Points off Turnovers - 15.0 ppg (30) | *Season-High* - 16 at Robert Morris

Second-Chance Points - 3.0 ppg (6) | *Season-High* - 4 at South Alabama

Fast-Break Points - 8.5 ppg (17) | *Season-High* - 12 at Robert Morris

Bench Points - 21.0 ppg (42) | *Season-High* - 24 at South Alabama

MAC PRESEASON POLL

The Zips under third-year head coach **Ryan Gensler**, were picked to finish eighth as a team behind preseason league and tournament favorite preseason favorite Kent State (5 first-place votes and 133 points). The Golden Flashes were followed by Toledo (2 votes, 118 points), UMass (3 votes, 115), Ball State (3 votes, 112), Central Michigan (105), Bowling Green (101), Miami (86), Akron (51), Western Michigan (48), Ohio (44), Buffalo (42), Eastern Michigan (36) and Northern Illinois (23).

HOME COOKING

Inside the friendly confines of James A. Rhodes Arena, the Zips have seen a lot of success over the course of the past 19 seasons. When playing on its home court, Akron owns a 140-96 record dating back to the 2004-05 campaign.

Last season, the Zips averaged 66.6 points per tilt and connecting on nearly 41 percent (.406) of their attempts from the field, while recording 39.0 rebounds, 11.9 assists, 6.6 steals and 3.3 blocks per game.

DID YOU KNOW

- Zippy is just one of eight female-gendered college mascots in Division I athletics. Do you know the other seven? (YoUDEe, the Delaware Blue Hen; Mrs. Wuf of N.C. State; Lucy Lobo of New Mexico; Sue E. Pig of Arkansas; Miss Pawla of South Alabama, Kate the Lion of Hofstra; and Wilma Wildcat of Arizona).
- One of the unique nicknames in collegiate athletics belongs to The University of Akron.
- Originally Zippers, athletic director Kenneth "Red" Cochrane officially shortened the nickname to the Zips in 1950. Twenty-five years earlier a campus-wide contest had been conducted to choose a nickname for the University's athletics teams.
- Suggestions submitted by students, faculty, and alumni included Golden Blue Devils, Tip Toppers, Rubbernecks, Hillbillies, Kangaroos, and Cheveliers.
- The winner, freshman Margaret Hamlin, received a prize of \$10 for Zippers, a \$6 pair of rubber overshoes and a brand name of the BF Goodrich Company.
- The evolution of Zippy, UA's mascot, began 40 years ago when the student council decided the University needed a mascot.
- "Zippy" the kangaroo was officially declared the school's mascot on May 1, 1953. The first known printed reference to the mascot as "Zippy" was a 1965 Zip football press brochure. The Buchtelite's first use of the name "Zippy" came Sept. 24, 1965, in an identification of a photo of the cheerleaders listing "Mascot - 'Zippy' - Charles Huettner."
- In 2007, Zippy was named the Capital One National Mascot of the Year.

UP NEXT

Akron visits Cleveland State for a 2 p.m. tilt on Sunday (Nov. 16).

2025-26 AKRON WOMEN'S BASKETBALL ROSTER



2025-26 Akron Women's Basketball - Front Row (L to R): Keiryn McGuff, Ella Wigal, Kam'Rem Rhodes, Liisa Taponen, Maddie Vejsicky, Natalie Johnson, Teneisha Clarke, Ni'Rah Clark and Monique Mitchell. **Back Row (L to R):** Head Strength and Conditioning coach Ieasia Walker, assistant coach Sarah Jones, assistant coach Marty Vosters, assistant coach Jessica Jenkins, Izzy Callaway, Shaena Brew, Corinne Reed, Liz Murphy, Kailee Bransford, Deja Ford, graduate assistant Gerald Sambaer and head coach Ryan Gensler.

NUMERICAL ROSTER

No.	Name	Pos.	Ht.	Yr.	Hometown (High School/Previous School)
0	Kailee Bransford	G	5-7	Fr.	Cincinnati, Ohio (Mount Notre Dame)
1	Liz Murphy	G	5-9	So.	Yackandandah, Australia (Albury-Wodonga)
4	Kam'Ren Rhodes	G	5-6	Sr.	Chandler, Ariz. (Arizona Compass Prep/Illinois)
5	Natalie Johnson	G	5-8	Sr.	Waldorf, Md. (North Point/Saint Francis/Robert Morris)
6	Izzy Callaway	G	5-7	So.	Copley, Ohio (Copley/Walsh)
8	Shaena Brew	G	5-6	Fr.	Rialto, Calif. (Etiwanda)
10	Corinne Reed	G	5-9	Fr.	Chicago, Ill. (St. Charles East)
11	Maddie Vejsicky	G	6-0	Sr.	New Concord, Ohio (Newark/Virginia Tech/San Diego)
14	Liisa Taponen	C	6-5	Sr.	Tampere, Finland (Mäkelänrinteen Upper Secondary School/Illinois)
20	Keiryn McGuff	G/F	6-0	Jr.	Dublin, Ohio (Dublin Coffman/Bowling Green)
22	Teniesha Clarke	G	5-9	Jr.	Burlington, Ontario (AN Meyer Secondary Niagara Prep)
24	Ella Wigal	G	6-0	Jr.	Granville, Ohio (IMG Academy/Liberty)
33	Ni'rah Clark	F	6-2	So.	Toledo, Ohio (Rogers)
35	Monique Mitchell	G/F	5-11	Fr.	South Bend, Ind. (South Bend Washington)

Head Coach: Ryan Gensler (Third Season)

Assistant Coaches: Jessica Jenkins (Third Season) and Sarah Jones (Third Season)

Director of Operations: Deja Ford (Third Season)

ALPHABETICAL ROSTER

No.	Name	Pos.	Ht.	Yr.
0	Kailee Bransford	G	5-7	Fr.
1	Liz Murphy	G	5-9	So.
4	Kam'Ren Rhodes	G	5-6	Sr.
5	Natalie Johnson	G	5-8	Sr.
6	Izzy Callaway	G	5-7	So.
8	Shaena Brew	G	5-6	Fr.
10	Corinne Reed	G	5-9	Fr.
11	Maddie Vejsicky	G	6-0	Sr.
14	Liisa Taponen	C	6-5	Sr.
20	Keiryn McGuff	G/F	6-0	Jr.
22	Teniesha Clarke	G	5-9	Jr.
24	Ella Wigal	G	6-0	Jr.
33	Ni'rah Clark	F	6-2	So.
35	Monique Mitchell	G/F	5-11	Fr.

PRONUNCIATION GUIDE

Ni'Rah Clark - Nye-rah

Teniesha Clarke - Ten-ee-sha

Liisa Taponen - Lee-sa Tap-o-nen

Maddie Vejsicky - Veh-sick-key

Ella Wigal - Why-gull



RYAN GENSLER

Head Coach

Third Season at Akron

St. Joseph's, 2009

Third-year Akron head coach Ryan Gensler was named head women's basketball coach on March 29, 2023. Gensler becomes the 11th coach in the program's 52-year history.

In his three campaigns, Gensler has led a youthful Zips' squad to an 21-41 record.

Gensler came to Akron with more than a decade of coaching experience at the NCAA Division I level. He spent the 2022-23 campaign at Big Ten Conference member Illinois, where he served as assistant coach for the Illini. In his lone season in Champaign, Gensler helped guide Illinois to its ninth NCAA Tournament appearance and first since the 2002-03 campaign.

Illinois secured the biggest one-year turnaround in Big Ten Conference play in program history, garnering 10 more victories (11) than last season's total (1). This tied the best one-year league improvement in wins in conference history. Illinois won 15 more games (22) than last season's total of seven. The one year overall improvement is the largest in program history, and the third largest turnaround in conference history.

Gensler joined Illinois after a five-year run at the University of Dayton, where he helped guide the Flyers to three NCAA Tournament berths and a pair of WNIT appearances. During his time at Dayton, the Flyers won four Atlantic 10 regular season titles and one tournament championship.

Gensler was selected to participate in the 2021 TopConnect Leadership Institute. TopConnect (formerly Villa 7). This summit identifies the top basketball assistant coaches and senior level athletics administrators in the country and provides them the necessary skills and relationships to assist them on their career path.

Gensler played a key role in the Flyers' recruiting efforts, including serving as the staff's recruiting coordinator in his final season. During his tenure, Dayton twice secured the top-rated recruiting class in the A-10 in 2019 and 2020, while also inking the league's No. 2 class in 2018. The 2020 class also ranked among the top 25 nationally.

Gensler came to Dayton after spending two seasons on the University of Florida women's basketball staff where he served as the program's video coordinator. In 2017, he was named the Co-National Basketball Video Coordinator of the Year by the Collegiate Sports Video Association (CSVA) Executive Board. He was also on the staff for the 2015-16 season in which the Gators went 22-9 and earned a berth in the NCAA Tournament.

THE RYAN GENSLER FILE

COLLEGIATE HEAD COACHING RECORD

Year	School	Record	Conference	Notable
2023-24	Akron	11-18	6-12	
2024-25	Akron	10-21	4-14	
2025-26	Akron	0-2	0-0	
Akron Totals (3 yrs)		21-41	10-26	
Career Totals (3 yrs)		21-41	10-26	

COACHING CAREER

2008-11	Director of Operations/Graduate Assistant Coach, Providence College
2011-13	Assistant Coach, St. Bonaventure
2013-15	Assistant Coach, Loyola Maryland
2015-17	Video Coordinator, University of Florida
2017-22	Assistant Coach, University of Dayton
2022-23	Assistant Coach, University of Illinois
2023-Present	Head Coach, University of Akron

EDUCATION

2009	Bachelor's Degree in Political Science, St. Joseph's University
2011	Master's Degree in Education, Guidance and Counseling, Providence College

Prior to his time in Gainesville, Gensler was an assistant coach and recruiting coordinator for Loyola-Maryland from 2013-15, and an assistant coach at St. Bonaventure from 2011-13 – a stretch that saw the Bonnies capture the 2012 A-10 regular season championship en route to a Sweet 16 appearance.

Gensler served as the director of basketball operations/graduate assistant coach at Providence College from 2008-11.

A native of Syracuse, N.Y., Gensler, earned his bachelor's degree in political science with a minor in business from Saint Joseph's University in 2009. In 2011, he completed his master's degree in education, guidance, and counseling from Providence.


Gensler and his wife, Leanna, have sons, Jackson and Nolan.

RADIO/TV SPOTTING CHART



#0 KAILEE BRANSFORD

5-7 • Fr. • G
Cincinnati, Ohio



#1 LIZ MURPHY

5-9 • So. • G
Yackandandah, Australia



#4 KAM'REN RHODES

5-6 • Sr. • G
Chandler, Ariz.



#5 NATALIE JOHNSON

5-8 • Jr. • G
Waldorf, Md.



#6 IZZY CALLAWAY

5-7 • So. • G
Copley, Ohio



#8 SHAENA BREW

5-6 • Fr. • G
Rialto, Calif.



#10 CORINNE REED

5-9 • Fr. • G
Chicago, Ill.



#11 MADDIE VEJSICKY

6-0 • Sr. • G
New Concord, Ohio



#14 LIISA TAPONEN

6-5 • Sr. • C
Tampere, Finland



#20 KEIRYN MCGUFF

6-0 • Jr. • G/F
Dublin, Ohio




#22 TENIESHA CLARKE

5-9 • Jr. • G
Burlington, Ontario




#24 ELLA WIGAL

6-0 • Jr. • G
Granville, Ohio



#33 NI'RAH CLARK

6-2 • So. • F
Toledo, Ohio



#35 MONIQUE MITCHELL

5-11 • Fr. • G/F
South Bend, Ind.



RYAN GENSLER

Head Coach
Third Season at Akron



JESSICA JENKINS

Assistant Coach
Third Season at Akron



SARAH JONES

Assistant Coach
Third Season at Akron



DEJA FORD

Director of Operations
Third Season at Akron

SEASON/CAREER HIGHS

#0 KAILEE BRANSFORD

2025-26	Career
Points: NA	NA
Rebounds: NA	NA
Assists: NA	NA
Steals: NA	NA
Blocks: NA	NA
Minutes: NA	NA

#1 LIZ MURPHY

2025-26	Career
Points: 5 at Robert Morris (11/7)	8 at Kent State (2/1/25)
Rebounds: 2 at South Alabama (11/3)	3 vs. Kent State (3/1/25)
Assists: NA	1 vs. Kent State (3/1/25) [4]
Steals: NA	2 at Kent State (2/1/25)
Blocks: NA	NA
Minutes: 9 at Robert Morris (11/7)	30 at Georgia Southern (2/8/25)

#4 KAM'REN RHODES

2025-26	Career
Points: NA	25 vs. Georgia State (11/4/24)
Rebounds: NA	6 vs. Iona (11/29/24)
Assists: NA	6 vs. Saint Peter's (11/15/23)
Steals: NA	2 vs. Saint Peter's (11/15/23) [2]
Blocks: NA	1 vs. Michigan (12/10/23)
Minutes: NA	37 at Binghamton (11/7/24)

#5 NATALIE JOHNSON

2025-26	Career
Points: 2 at Robert Morris (11/7) [2]	25 at Chicago State (3/1/25)
Rebounds: 2 at South Alabama (11/3)	9 at Chicago State (3/1/25)
Assists: 1 at Robert Morris (11/7)	4 vs. Penn State-Beaver (11/21/23)
Steals: NA	4 vs. Waynesburg (11/12/22)
Blocks: NA	1 at Stonehill (1/4/25) [6]
Minutes: 16 at South Alabama (11/3)	31 at Mercyhurst (3/6/25)

#6 IZZY CALLAWAY

2025-26	Career
Points: 6 at Robert Morris (11/7)	25 at Salem (11/17/24)
Rebounds: 2 at Robert Morris (11/7)	5 at Cedarville (2/22/25) [3]
Assists: 4 at Robert Morris (11/7)	5 vs. Lake Superior State (11/23/24)
Steals: 1 at Robert Morris (11/7) [2]	3 at Ohio Dominican (2/15/25) [2]
Blocks: NA	NA
Minutes: 29 at Robert Morris (11/7)	36 at Cedarville (2/22/25)

#8 SHAENA BREW

2025-26	Career
Points: 7 at South Alabama (11/3)	7 at South Alabama (11/3/25)
Rebounds: 3 at South Alabama (11/3)	3 at South Alabama (11/3/25)
Assists: 5 at South Alabama (11/3)	5 at South Alabama (11/3/25)
Steals: 1 at Robert Morris (11/7)	1 at Robert Morris (11/7/25)
Blocks: NA	NA
Minutes: 29 at South Alabama (11/3)	29 at South Alabama (11/3/25)

#10 CORINNE REED

2025-26	Career
Points: 8 at South Alabama (11/3)	8 at South Alabama (11/3/25)
Rebounds: 5 at South Alabama (11/3)	5 at South Alabama (11/3/25)
Assists: 3 at South Alabama (11/3)	3 at South Alabama (11/3/25)
Steals: 1 at Robert Morris (11/7)	1 at Robert Morris (11/7/25)
Blocks: NA	NA
Minutes: 20 at South Alabama (11/3)	20 at South Alabama (11/3/25)

#11 MADDIE VEJSICKY

2025-26	Career
Points: 5 at South Alabama (11/3)	17 vs. Buffalo (1/25/25)
Rebounds: 1 at South Alabama (11/3)	6 vs. Slippery Rock (12/4/24) [3]
Assists: NA	3 at Miami (1/22/25) [4]
Steals: NA	3 at Western Michigan (2/26/25)
Blocks: NA	1 vs. Western Michigan (2/5/25) [8]
Minutes: 23 at South Alabama (11/3)	39 vs. Iona (11/29/24)

#14 LIISA TAPONEN

2024-25	Career
Points: NA	17 at Ohio (1/1/25)
Rebounds: 1 at Robert Morris (11/7) [2]	11 vs. Michigan (12/20/24)
Assists: 1 at Robert Morris (11/7)	2 vs. Buffalo (1/25/25) [4]
Steals: NA	2 at Central Michigan (3/8/25) [2]
Blocks: NA	3 vs. Michigan (12/20/24) [2]
Minutes: 13 at Robert Morris (11/7)	36 at Ball State (1/18/25)

#20 KEIRYN MCGUFF

2025-26	Career
Points: 9 at South Alabama (11/3)	11 vs. Eastern Michigan (1/4/25) [2]
Rebounds: 4 at Robert Morris (11/7)	11 at Ball State (1/13/24)
Assists: 1 at Robert Morris (11/7) [2]	2 vs. Northern Illinois (1/18/25)
Steals: 1 at South Alabama (11/3)	2 at Duquesne (12/21/24)
Blocks: 1 at Robert Morris (11/7) [2]	1 at Robert Morris (11/7/25) [13]
Minutes: 24 at South Alabama (11/3)	30 vs. Buffalo (1/8/25)

#22 TENIESHA CLARKE

2025-26	Career
Points: NA	20 at Ohio (1/1/25) [2]
Rebounds: 1 at Robert Morris (11/7) [2]	7 vs. Robert Morris (11/13/24) [2]
Assists: 1 at South Alabama (11/3)	4 at Eastern Michigan (2/7/24)
Steals: 1 at Robert Morris (11/7)	4 at Central Michigan (3/9/24)
Blocks: NA	2 at Robert Morris (11/15/23)
Minutes: 15 at Robert Morris (11/7)	36 vs. Northern Illinois (3/2/24) [2]

#24 ELLA WIGAL

2024-25	Career
Points: 5 at South Alabama (11/3)	11 at Texas (11/12/23)
Rebounds: 1 at South Alabama (11/3)	7 vs. Jacksonville State (1/27/24)
Assists: NA	4 at Sam Houston State (1/20/24)
Steals: 2 at South Alabama (11/3)	1 10 Times [10]
Blocks: NA	1 at Stephen F. Austin (11/10/23)
Minutes: 12 at South Alabama (11/3)	NA

#33 NI'RAH CLARK

2025-26	Career
Points: 22 at Robert Morris (11/7)	22 at Robert Morris (11/7/25)
Rebounds: 7 at Robert Morris (11/7)	13 vs. Miami Hamilton (12/28/24)
Assists: 2 at Robert Morris (11/7)	3 vs. Western Michigan (2/5/25)
Steals: 1 at Robert Morris (11/7) [2]	2 at Kent State (2/1/25) [2]
Blocks: 1 at Robert Morris (11/7)	4 vs. Miami Hamilton (12/28/24)
Minutes: 28 at Robert Morris (11/7)	33 vs. Ohio (2/22/25)

#35 MONIQUE MITCHELL

2025-26	Career
Points: 21 at South Alabama (11/3)	21 at South Alabama (11/3/25)
Rebounds: 3 at South Alabama (11/3)	3 at South Alabama (11/3/25)
Assists: 2 at Robert Morris (11/7)	2 at Robert Morris (11/7/25)
Steals: 2 at Robert Morris (11/7)	2 at Robert Morris (11/7/25)
Blocks: NA	NA
Minutes: 27 at Robert Morris (11/7)	27 at Robert Morris (11/7/25)

2025-26 OVERALL STATISTICS

Game Records

Record	Overall	Home	Away	Neutral
ALL GAMES	0-2	0-0	0-2	0-0
CONFERENCE	0-0	0-0	0-0	0-0
NON-CONFERENCE	0-2	0-0	0-2	0-0

Score by Periods

Team	1st	2nd	3rd	4th	OT	TOT
Akron	23	25	24	52	0	124
Opponents	44	30	38	45	0	157

Team Box Score

No.	Player				Total		3-Point		F-Throw		Rebounds												
		GP-GS	MIN	AVG	FG-FGA	FG%	3FG-3FGA	3FG%	FT-FTA	FT%	OFF	DEF	TOT	AVG	PF	DQ	A	TO	BLK	STL	PTS	AVG	
35	MITCHELL, Monique	2-2	48:25	24.2	13-19	.684	5-7	.714	2-2	1.000	2	2	4	2.0	5	0	2	5	0	2	33	16.5	
33	CLARK, Ni'Rah	2-1	48:05	24.0	11-14	.786	0-2	.000	6-7	.857	3	9	12	6.0	6	0	2	4	1	2	28	14.0	
20	MCGUFF, Keiryn	2-2	42:46	21.4	3-13	.231	0-4	.000	7-10	.700	1	6	7	3.5	8	1	2	4	2	1	13	6.5	
8	BREW, Shaena	2-2	49:06	24.6	4-13	.308	1-3	.333	1-2	.500	2	2	4	2.0	4	0	7	4	0	1	10	5.0	
11	VEJSICKY, Maddie	2-0	36:15	18.1	3-9	.333	2-7	.286	1-2	.500	1	0	1	0.5	5	0	0	3	0	0	9	4.5	
24	WIGAL, Ella	2-0	14:25	7.2	3-6	.500	2-5	.400	0-0	.000	0	1	1	0.5	2	0	0	2	0	2	8	4.0	
10	REED, Corinne	2-0	32:13	16.1	3-8	.375	0-1	.000	2-4	.500	0	8	8	4.0	5	0	4	2	0	1	8	4.0	
6	CALLAWAY, Izzy	2-0	49:44	24.9	2-10	.200	0-5	.000	2-3	.667	0	3	3	1.5	3	0	4	2	0	2	6	3.0	
1	MURPHY, Liz	2-1	17:01	8.5	2-6	.333	1-2	.500	0-0	.000	1	1	2	1.0	1	0	0	1	0	0	5	2.5	
5	JOHNSON, Natalie	2-2	29:12	14.6	2-8	.250	0-2	.000	0-0	.000	0	3	3	1.5	2	0	1	6	0	0	4	2.0	
14	TAPONEN, Liisa	2-0	13:35	6.8	0-0	.000	0-0	.000	0-0	.000	1	1	2	1.0	1	0	1	0	0	0	0	0.0	
22	CLARKE, Teniesha	2-0	19:12	9.6	0-2	.000	0-1	.000	0-0	.000	0	2	2	1.0	3	0	1	5	0	1	0	0.0	
Team											4	6	10					2					
Total		2	400		46-108	.426	11-39	.282	21-30	.700	15	44	59	29.5	45	1	24	40	3	12	124	62.0	
Opponents		2	400		59-129	.457	12-36	.333	27-35	.771	31	50	81	40.5	33	0	30	30	7	18	157	78.5	

Team Statistics

	UA	OPP
Scoring		
Points per game	62.0	78.5
Scoring margin	-16.5	-
Field goals-att		
Field goal pct	.426	.457
3 point fg-att		
3-point FG pct	.282	.333
3-pt FG made per game	5.5	6.0
Free throws-att		
Free throw pct	.700	.771
F-Throws made per game	10.5	13.5
Rebounds		
Rebounds per game	29.5	40.5
Rebounding margin	-11.0	-
Assists		
Assists per game	12.0	15.0
Turnovers		
Turnovers per game	20.0	15.0
Turnover margin	-5.0	-
Assist/turnover ratio	0.6	1.0
Steals		
Steals per game	6.0	9.0
Blocks		
Blocks per game	1.5	3.5
Winning streak		
Home win streak	0	-
Attendance		
Home games-Avg/Game	0-0	2-155
Neutral site-Avg/Game	-	0-0

Team Results

Date	Opponent		Score	Att.
11/03/2025	at South Alabama	L	63-87	310
11/07/2025	at Robert Morris	L	61-70	0

2024-25 MAC STATISTICS

Game Records

Record	Overall	Home	Away	Neutral
ALL GAMES	4-14	2-7	2-7	0-0
CONFERENCE	4-14	2-7	2-7	0-0
NON-CONFERENCE	0-0	0-0	0-0	0-0

Score by Periods

Team	1st	2nd	3rd	4th	OT	TOT
Akron	277	217	309	295	0	1098
Opponents	286	320	331	340	0	1277

Team Box Score

No.	Player				Total		3-Point		F-Throw		Rebounds											
		GP-GS	MIN	AVG	FG-FGA	FG%	3FG-3FGA	3FG%	FT-FTA	FT%	OFF	DEF	TOT	AVG	PF	DQ	A	TO	BLK	STL	PTS	AVG
3	BROWN, Shelbee	18-18	479:03	26.6	106-234	.453	4-25	.160	80-122	.656	61	109	170	9.4	63	4	21	72	4	41	296	16.4
2	MOBLEY, Alexis	18-13	525:15	29.2	84-208	.404	12-54	.222	38-59	.644	30	60	90	5.0	43	1	37	46	6	23	218	12.1
22	CLARKE, Teniesha	2-2	41:53	20.9	8-16	.500	1-6	.167	5-5	1.000	1	2	3	1.5	4	0	2	8	0	0	22	11.0
11	VEJSICKY, Maddie	16-8	434:08	27.1	44-128	.344	28-95	.295	16-23	.696	1	35	36	2.3	44	3	13	29	2	11	132	8.3
23	RASHEED, Zakia	18-13	564:44	31.4	43-136	.316	35-121	.289	14-17	.824	6	31	37	2.1	23	0	41	29	2	10	135	7.5
33	CLARK, Ni'Rah	18-11	413:18	23.0	48-101	.475	0-5	.000	33-53	.623	39	46	85	4.7	56	4	12	44	18	6	129	7.2
5	HALL, Emily	18-18	640:13	35.6	25-82	.305	11-38	.289	16-21	.762	13	54	67	3.7	48	2	41	50	0	27	77	4.3
14	TAPONEN, Liisa	18-7	369:14	20.5	27-51	.529	1-5	.200	8-16	.500	34	38	72	4.0	40	1	12	20	8	7	63	3.5
12	MURPHY, Liz	14-0	115:21	8.2	8-34	.235	5-24	.208	3-4	.750	1	10	11	0.8	15	0	4	8	0	2	24	1.7
10	KINNAIRD, Ellen	10-0	16:52	1.7	0-2	.000	0-0	.000	2-4	.500	3	0	3	0.3	1	0	0	0	0	0	2	0.2
Team											40	46	86					20				
Total		18	3600		393-992	.396	97-373	.260	215-324	.664	229	431	660	36.7	337	15	183	326	40	127	1098	61.0
Opponents		18	3600		453-981	.462	137-400	.343	234-328	.713	152	412	564	31.3	311	4	238	252	49	127	1277	70.9

Team Statistics

	UA	OPP
Scoring	1098	1277
Points per game	61.0	70.9
Scoring margin	-9.9	-
Field goals-att	393-992	453-981
Field goal pct	.396	.462
3 point fg-att	97-373	137-400
3-point FG pct	.260	.343
3-pt FG made per game	5.4	7.6
Free throws-att	215-324	234-328
Free throw pct	.664	.713
F-Throws made per game	11.9	13.0
Rebounds	660	564
Rebounds per game	36.7	31.3
Rebounding margin	+5.3	-
Assists	183	238
Assists per game	10.2	13.2
Turnovers	326	252
Turnovers per game	18.1	14.0
Turnover margin	-4.1	-
Assist/turnover ratio	0.6	0.9
Steals	127	127
Steals per game	7.1	7.1
Blocks	40	49
Blocks per game	2.2	2.7
Winning streak	0	-
Home win streak	1	-
Attendance	2958	16877
Home games-Avg/Game	9-329	9-1875
Neutral site-Avg/Game	-	0-0

Team Results

Date	Opponent		Score	Att.
01/01/2025	at Ohio	W	74-61	558
01/04/2025	Toledo	L	54-74	276
01/08/2025	NIU	W	73-71	428
01/11/2025	at Eastern Mich.	W	61-56	1118
01/15/2025	Central Mich.	L	55-75	312
01/18/2025	at Ball St.	L	57-80	4412
01/22/2025	at Miami (OH)	L	54-76	209
01/25/2025	Buffalo	L	71-80	432
01/29/2025	at Bowling Green	L	69-82	1611
02/01/2025	at Kent St.	L	51-73	2256
02/05/2025	Western Mich.	L	64-70	291
02/15/2025	at Toledo	L	54-75	5227
02/19/2025	Miami (OH)	L	58-70	171
02/22/2025	Ohio	L	62-70	336
02/26/2025	at Western Mich.	L	66-77	321
03/01/2025	Kent St.	L	44-64	397
03/05/2025	Eastern Mich.	W	70-53	315
03/08/2025	at Central Mich.	L	61-70	1165

GAME 1 • NOV. 3, 2025 AKRON AT SOUTH ALABAMA



Official Basketball Box Score - Final
Akron at South Alabama
11/03/25 Mendenhall Center, Mobile
2025-26 Women's Basketball

Game Time: 7:00 PM
Game Duration: 2:31
Attendance: 310

Officials: Eric Baker, Ashley Rivers, Christian Contron

Akron - 63

Record: 0-1

NO. Name	Min	FG M-A	3P M-A	FT M-A	Rebounds OR DR TOT	Fouls PF FO	TP	AS	TO	ST	Blocks BS BA	+/-
20 Keliynn McGuff	F 24:09	2-6	0-1	5-6	0 3 3	3 4 9	1 4	1	1	1	1	-26
1 Liz Murphy	G 07:49	0-2	0-1	0-0	1 1 2	1 0 0	0 0	0	0	0	1	-10
5 Natalie Johnson	G 16:15	1-4	0-2	0-0	0 2 2	1 1 2	0 3	0	0	0	1	-29
8 Shaena Brew	G 29:18	3-7	1-1	0-0	2 1 3	2 2 7	5 3	0	0	0	0	-25
35 Monique Mitchell	G 20:39	8-12	3-4	2-2	2 1 3	2 3 21	0 2	0	0	0	0	-15
11 Maddie Vejickiy	22:41	2-7	1-5	0-0	1 0 1	3 2 5	0 1	0	0	0	0	-10
33 NiRah Clark	20:20	3-4	0-1	0-0	2 3 5	2 0 6	0 1	1	1	0	0	-7
6 Izzy Callaway	21:15	0-2	0-2	0-0	0 1 1	1 0 0	0 0	0	0	1	0	-9
22 Teniesha Clarke	04:38	0-2	0-1	0-0	0 1 1	0 1 0	1 2	0	0	0	0	-4
10 Corinne Reed	20:15	3-8	0-1	2-4	0 5 5	1 3 8	3 1	0	0	1	5	
14 Lisa Taponen	00:51	0-0	0-0	0-0	0 1 1	0 0 0	0 0	0	0	0	0	-1
24 Ella Wigal	11:30	2-4	1-3	0-0	0 1 1	2 0 5	0 2	2	2	0	0	13
Team					3 2 5	0 0	0 0	2				
Totals	24:58	6-22	9-12	11 22 33	18 16	63	10	21	5	1	4	-24

Major Fouls: NONE

Dead Ball Rebounds: 1 0

South Alabama - 87

Record: 1-0

NO. Name	Min	FG	3P	FT	Rebounds	Fouls	TP	AS	TO	ST	Blocks	+/-	Shooting By Period	
		M-A	M-A	M-A	OR DR TOT	PF FO					BS BA		FG	FT
20 Daniela Gonzalez	F 27:28	5-10	2-4	0-2	1 3 4	2 4 12	3 1	5	0	0	3	33	3PT%	3-7 42.9%
22 Cordasia Harris	F 22:03	7-13	1-1	2-2	8 5 13	1 1 17	0 2	0 3	0 0	3	0	28	FT%	2-2 100%
0 Chrystia Narcisse	G 21:27	3-8	0-2	3-4	2 0 2	1 4 9	4 2	2 0	0 0	3	0	33	3PT%	3-7 42.9%
3 Ronaltha Marc	G 21:37	4-9	0-0	0-0	0 1 1	3 1 8	2 0	1 0	1 0	1	17	FT%	2-4 50.0%	
11 Amyah Sutton	G 22:52	4-7	3-5	2-2	0 1 1	0 3 13	5 0	1 0	0 0	24		3PT%	2-2 100%	
25 Diawna Carter-Hartley	20:40	3-5	1-2	0-0	2 8 10	3 1 7	3 1	0 0	0 0	9		3rd FG%	9-16 56.3%	
21 Alicia Spann	10:22	3-4	0-0	0-0	1 1 2	2 1 6	1 1	0 0	0 0	8		3PT%	4-7 57.1%	
1 Miyah Holmes	11:32	0-4	0-0	0-0	2 1 3	2 2 0	0 0	1 0	0 0	-7		FT%	3-4 75.0%	
15 Princess Okafor Nweze	08:09	2-2	0-0	0-0	1 1 2	1 1 4	0 0	0 0	0 0	-12		3PT%	8-19 42.1%	
30 Jeriyah Baines	13:30	3-6	0-1	0-0	0 1 1	1 0 6	2 2	1 1	0 0	5		FT%	1-6 16.7%	
4 Chloe Donnell	08:20	1-4	0-3	0-0	0 0 0	1 0 2	1 0	0 0	0 0	-9		FT%	1-6 16.7%	
7 Arca Mangas	12:00	1-4	1-4	0-0	0 0 0	0 0 3	0 3	0 0	0 0	-5		GM FG%	36-76 47.4%	
Team					2 2 4	0 0	0 0					3PT%	8-22 36.4%	
Totals	36:76	8-22	7-10	19 24 43	17 18	87	21	12	11	4	1	24	FT%	7-9 77.8%

Major Fouls: NONE

Dead Ball Rebounds: 2 2

	AKR	USA
Biggest lead	0 (1 st 10:00)	38 (4 th 8:49)
Best Scoring Run	8 (4 th 4:30)	9 (1 st 1:50)
Lead Changes	0	
Times Tied	0	
Time with Lead	00:00	38:36

Points from	AKR	USA
Turnovers	14	27
Paint	32	50
Second Chance	4	17
Fast Breaks	5	4
Bench	24	28

Period by Period Scoring	AKR	USA
1st	13	6
2nd	6	17
3rd	27	63
4th	17	7
TOT	63	87

GAME 2 • NOV. 7, 2025 AKRON AT ROBERT MORRIS



Official Basketball Box Score - Final
Akron at Robert Morris
11/07/25 UPMC Events Center, Moon Township, Pa.
2025-26 Women's Basketball

Game Time: 6:00 PM
Game Duration: 2:23

Officials: Kevin Pettit, Cameron Inouye, Krista Watkins Day

Akron - 61

Record: 0-2

NO. Name	Min	FG M-A	3P M-A	FT M-A	Rebounds OR DR TOT	Fouls PF FO	TP	AS	TO	ST	Blocks BS BA	+/-
20 Keliynn McGuff	F 18:38	1-7	0-3	2-4	1 3 4	5 3	4	1	0	0	1	-11
33 NiRah Clark	F 27:46	8-10	0-1	6-7	1 6 7	4 4	22	2	3	1	1	-6
5 Natalie Johnson	G 12:57	1-4	0-0	0-0	0 1 1	1 0	2	1	3	0	0	-18
8 Shaena Brew	G 19:48	1-6	0-2	1-2	0 1 1	2 2 3	2	1	1	0	0	-5
35 Monique Mitchell	G 27:26	5-7	2-3	0-0	0 1 1	3 0	12	2	3	2	0	-5
11 Maddie Vejickiy	13:34	1-2	1-2	1-2	0 0 0	2 1	4	0	2	0	0	-11
10 Corinne Reed	11:58	0-0	0-0	0-0	0 3 3	4 0	0	1	1	1	0	-5
6 Izzy Callaway	28:29	2-8	0-3	2-3	0 2 2	2 5	6	4	2	1	0	1
14 Lisa Taponen	12:44	0-0	0-0	0-0	1 0 1	1 0	0	1	0	0	0	0
22 Teniesha Clarke	14:34	0-0	0-0	0-0	0 1 1	3 2	0	0	3	1	0	9
1 Liz Murphy	09:12	2-4	1-1	0-0	0 0 0	0 0	5	0	1	0	0	1
24 Ella Wigal	02:55	1-2	1-2	0-0	0 0 0	0 0	3	0	0	0	0	4
Team					1 4 5	0 0	0 0					
Totals	22:50	5-17	12-18	4 22 26	27 17	61	14	19	7	2	3	9

Major Fouls: NONE

Dead Ball Rebounds: 4 0

Robert Morris - 70

Record: 2-0

NO. Name	Min	FG M-A	3P M-A	FT M-A	Rebounds OR DR TOT	Fouls PF FO	TP	AS	TO	ST	Blocks BS BA	+/-
34 Bailey Kuhns	F 25:06	2-9	0-0	2-4	4 7 11	4 6	6	0	0	1	0	19
2 Aslin Malcolm	G 33:34	6-14	2-7	6-6	0 4 4	2 2 20	3	2	1	2	0	0
20 Jada Lee	G 26:26	2-3	0-0	2-2	0 2 2	0 3	6	3	3	1	0	9
23 Eva Livingston	G 29:12	3-6	0-0	1-2	3 4 7	3 6	7	0	3	2	0	-3
32 Noa Glvon	G 33:28	5-10	1-4	4-4	0 2 2	0 2	15	2	1	0	0	15
7 Myriam Traore	16:04	3-5	0-1	5-7	0 2 2	3 5	11	0	2	2	0	5
11 London Creach	03:01	0-1	0-0	0-0	0 0 0	0 0	0	0	1	0	0	0
10 Mallory Daly	05:15	0-1	0-0	0-0	0 0 0	0 0	3	0	0	0	0	3
18 Ava Leroux	09:29	0-1	0-0	0-0	1 0 1	1 1	0	0	1	0	1	-4
6 Jannica Suggs	11:54	1-2	1-2	0-0	1 2 3	0 2	3	0	1	0	1	0
14 Daria McClain	00:01	0-0	0-0	0-0	0 0 0	0 0	0	0	0	0	0	-2
0 Markell Jones-Tynes	03:13	1-1	0-0	0-0	0 1 1	1 0	2	1	0	0	0	2
3 Layke Fields	03:16	0-0	0-0	0-0	0 0 0	0 0	0	0	0	0	0	0
Team					3 2 5	0 0	0 0					
Totals	23:53	4-14	20-25	12 26 38	17 27	70	9	18	7	3	2	9

Major Fouls: NONE

Dead Ball Rebounds: 1 0

	AKR	RMU
Biggest lead	2 (1 st 9:51)	12 (4 th 8:53)
Best Scoring Run	7 (2 nd 0:00)	10 (3 rd 3:08)
Lead Changes	1	
Times Tied	2	
Time with Lead	00:44	37:59

Points from	AKR	RMU
Turnovers	16	23
Paint	32	20
Second Chance	2	10
Fast Breaks	12	16
Bench	18	16

Period by Period Scoring	AKR	RMU
1st	10	19
2nd	7	25
3rd	61	61
4th	7	25
TOT	61	70