



MIZZOU

2025-26 MEN'S BASKETBALL GAME NOTES

30 NCAA TOURNAMENT APPEARANCES • 23 CONFERENCE CHAMPIONSHIPS • 21 ALL-AMERICANS • 48 NBA DRAFT SELECTIONS

2025-26 SCHEDULE

November

Mon	3	at Howard	W, 88-67
Fri	7	SOUTHEAST MISSOURI	W, 89-84
Sun	9	VMI	W, 106-68
Wed	12	MINNESOTA	W, 83-60
Mon	17	PRAIRIE VIEW A&M	W, 91-73
Thu	20	SOUTH DAKOTA	W, 102-68
Tue	25	SOUTH CAROLINA STATE	W, 98-66
Fri	28	CLEVELAND STATE	W, 86-59

December

Tue	2	^ at Notre Dame (ESPNU)	8 p.m.
Sun	7	# vs. #21/21 Kansas (ESPN2)	Noon
Thu	11	ALABAMA STATE (SECN+)	7 p.m.
Sun	14	BETHUNE-COOKMAN (SECN)	1 p.m.
Mon	22	% vs. Illinois (FS1)	7 p.m.

January

Sat	3	* FLORIDA (SECN)	7:30 p.m.
Wed	7	* at Kentucky (ESPN2)	6 p.m.
Sat	10	* at Ole Miss (SECN)	5 p.m.
Wed	14	* AUBURN (ESPN2/U)	6 p.m.
Sat	17	* at LSU (SECN)	2:30 p.m.
Tue	20	* GEORGIA (SECN)	8 p.m.
Sat	24	* OKLAHOMA (ESPN/2)	1 p.m.
Tue	27	* at Alabama (SECN)	8 p.m.
Sat	31	* MISSISSIPPI STATE (SECN)	2:30 p.m.

February

Sat	7	* at South Carolina (SECN)	Noon
Wed	11	* at Texas A&M (SECN)	8 p.m.
Sat	14	* TEXAS (ESPN/2)	7:30 p.m.
Wed	18	* VANDERBILT (SECN)	8 p.m.
Sat	21	* at Arkansas (ESPN/2)	3/3:30 p.m.
Tue	24	* TENNESSEE (SECN)	8 p.m.
Sat	28	* at Mississippi State (SECN)	Noon

March

Tue	3	* at Oklahoma (ESPNU)	6 p.m.
Sat	7	* ARKANSAS (ESPN/2/U)	11 a.m.

* - Southeastern Conference Game
- StorageMart Border Showdown (Kansas City, Mo.)
% - McBride Homes Braggin' Rights (St. Louis, Mo.)
^ - ACC/SEC Challenge



MIZZOU TIGERS

8-0, 0-0 SEC

Head Coach: Dennis Gates
Career Record: 113-86
Record vs. Notre Dame: 0-0

AP Rank: RV
Coaches: RV
NET: No. 51



NOTRE DAME

5-3, 0-0 ACC

Head Coach: Micah Shrewsberry
Career Record: 85-120
Record vs. Mizzou: 0-0

AP Rank: n/a
Coaches: n/a
NET: No. 86

MIZZOU AT NOTRE DAME

South Bend, Ind. • Joyce Center
Tuesday, Dec. 2 • 8 p.m. CT

TELEVISION

Station ESPN
Play-by-Play Kevin Fitzgerald
Analyst Rodney Terry

RADIO

Station Tiger Radio Network
Satellite XM: 383 / SXM App: 973
Play-by-Play Mike Kelly
Analyst Chris Gervino

SERIES HISTORY

Overall Missouri, 7-2
at Notre Dame Notre Dame, 2-1
Under Dennis Gates First Meeting
Last Meeting MU 87, Notre Dame 58 (11/21/11)
Last 10 Games Missouri, 7-2

MEDIA INFORMATION

Basketball SID Jason Veniskey
Office (573) 882-7826
Cell (585) 615-5316
E-mail jveniskey@missouri.edu

The Missouri Strategic Communications staff is available to assist home and visiting media. Contact Jason Veniskey for credentials, releases, statistics or general basketball info and for assistance arranging interviews with players and/or coaches.

After an undefeated start to the 2025-26 season, the Mizzou men's basketball team hits the road to face Notre Dame in the ACC/SEC Challenge. Tuesday's tipoff is set for 8 p.m. CT on ESPNU.

KEY MIZZOU NUMBERS

1

Senior Mark Mitchell is the only player in the nation tallying 17 points, six boards and three assists, while also shooting 60 percent.

3

The Tigers have won their last three conference challenge matchups and are 8-4 all-time.

8

At 8-0, Mizzou is one of 25 teams left in the nation that is unbeaten and can match its best start over the last 12 seasons with a win Tuesday.

10

A total of 10 different Tigers have scored at least 10 points in a game this season.

20

Of the Tigers' eight victories, six have been by at least 20 points this season – the most in the country.

55.5

The Tigers rank first in the nation with a field goal mark of 55.5 percent.

MISSOURI'S LAST GAME STARTERS






 0 ROBINSON II Jr • G	 12 MACK Jr • G	 25 MITCHELL Sr • G/F	 14 PORTER Sr • F	 45 PHILLIPS JR. Sr • C
10.6 PPG	10.6 PPG	17.1 PPG	8.0 PPG	9.7 PPG
2.9 APG	1.0 APG	6.3 RPG	5.3 RPG	7.2 RPG
2.1 SPG	1.4 SPG	3.5 APG	1.9 APG	1.5 BPG
44.0 3P%	41.8 FG%	64.4 FG%	53.3 FG%	71.4 FG%


PHOTO ROSTER



0 Anthony Robinson II
 Jr • G • 6-3 • 185
 Tallahassee, Fla.

1 Aaron Rowe
 Fr • G • 6-2 • 155
 Columbia, Mo.

5 T.O. Barrett
 So • G • 6-4 • 205
 Oklahoma City, Okla.



6 Annor Boateng
 So • G • 6-6 • 220
 Little Rock, Ark.

7 Trent Burns
 Fr • C • 7-5 • 260
 Cypress, Texas

11 Trent Pierce
 Jr • G/F • 6-10 • 225
 Tulsa, Okla.



12 Sebastian Mack
 Jr • G • 6-3 • 195
 Chicago, Ill.

14 Jevon Porter
 Sr • F • 6-11 • 230
 Columbia, Mo.

15 Shawn Phillips Jr.
 Sr • C • 7-0 • 245
 Dayton, Ohio



17 Jayden Stone
 Gr • G • 6-4 • 185
 Perth, Australia

24 Nicholas Randall
 Fr • G/F • 6-9 • 240
 St. Louis, Mo.

25 Mark Mitchell
 Sr • G/F • 6-9 • 230
 Kansas City, Kan.



35 Jacob Crews
 Gr • G/F • 6-8 • 215
 Hilliard, Fla.

45 Luke Northweather
 Jr • F • 6-11 • 235
 Jefferson City, Mo.

2025-26 MIZZOU TIGERS ROSTER

#	Name	Pos	Yr	Ht	Wt	Hometown/Last School
0	Anthony Robinson II	G	Jr.	6-3	285	Tallahassee, Fla. / Florida State University HS
1	Aaron Rowe	G	Fr.	6-2	155	Columbia, Mo. / Father Tolton HS
5	T.O. Barrett	G	So.	6-4	205	Oklahoma City, Okla. / Link Academy
6	Annor Boateng	G	So.	6-6	220	Little Rock, Ark. / Little Rock Central HS
7	Trent Burns	C	Fr.	7-5	260	Cypress, Texas / Good Vision Academy
11	Trent Pierce	G/F	Jr.	6-10	225	Tulsa, Okla. / AZ Compass Prep
12	Sebastian Mack	G	Jr.	6-3	195	Chicago, Ill. / UCLA
14	Jevon Porter	F	Sr.	6-11	230	Columbia, Mo. / Loyola Marymount
15	Shawn Phillips Jr.	C	Sr.	7-0	245	Dayton, Ohio. / Arizona State
17	Jayden Stone	G	Gr.	6-4	185	Perth, Australia / West Virginia
24	Nicholas Randall	G/F	Fr.	6-9	240	St. Louis, Mo. / AZ Compass Prep
25	Mark Mitchell	G/F	Sr.	6-9	230	Kansas City, Kan. / Duke
35	Jacob Crews	G/F	Gr.	6-8	215	Hilliard, Fla. / UT Martin
45	Luke Northweather	F	Jr.	6-11	235	Jefferson City, Mo. / Oklahoma

MIZZOU COACHING & SUPPORT STAFF



Dennis Gates
 Whitten Family Head Coach
 California '01
 Overall Record: 113-86 (Seventh year)
 Record at Mizzou: 63-46 (Fourth year)



Kyle Smithpeters
 Assoc Head Coach

Ryan Sharbaugh
 Assistant Coach

Matt Cline
 Assistant Coach

Steve Wright
 Assistant Coach

David "Dickey" Nutt
 Assistant Coach

Support Staff

David Carter, Special Asst. to Head Coach	Sean Conaty, Dir. of Athletic Performance
Tim Fuller, General Manager	Chris Perrin, Senior Athletic Trainer
Griffin McHone, Director of Operations	Tim Reusche, Creative Director

PRONUNCIATION GUIDE

Name	Pronunciation
Annor Boateng	ON-err BOW-ah-tang

BY THE NUMBERS

Mizzou	Stats	Notre Dame
92.9	<<< Scoring	75.4
55.5	<<< FG Pct	46.4
39.1	<<< 3FG Pct	34.9
69.8	FT Pct >>>	72.0
41.5	<<< Rebounds	37.6
16.8	<<< Assists	11.5
13.9	Turnovers >>>	11.5
68.1	Scoring Def. >>>	67.3
38.7	<<< FG% Def.	41.2
33.2	<<< 3FG% Def. >>>	31.9
3.3	<<< Blocks	1.6
8.8	<<< Steals	5.4

SERIES FACTS & FIGURES

All-Time Series	Mizzou, 7-2
at Missouri	Mizzou, 3-0
at Cleveland State	Notre Dame, 2-1
Neutral Site	Mizzou, 3-0
Postseason.....	Mizzou, 1-0
Current Streak	Mizzou, 2
Last 10 Games	Mizzou, 7-2

Missouri Superlatives	
Most Points	92, 1/2/82
Fewest Points Allowed	53, 1/27/93
Largest Win	30, 3/4/91

Notre Dame Superlatives	
Most Points	98, 3/3/90
Fewest Points Allowed	64, 1/12/95
Largest Win	31, 3/3/90

SERIES RESULTS

3/8/80	N	W, 87-84	1/27/93	H	W, 76-53
1/2/82	N	W, 92-70	1/12/94	A	L, 73-77
3/3/90	A	L, 67-98	1/12/95	H	W, 64-56
3/4/91	H	W, 84-54	11/21/11	N	W, 87-58
1/23/92	A	W, 77-68			

MIZZOU vs FIGHTING IRISH

No.	Player	GP	Pts	Reb	Asst	Other
0	Anthony Robinson II	0	--	--	--	--
1	Aaron Rowe	0	--	--	--	--
5	T.O. Barrett	0	--	--	--	--
6	Annor Boateng	0	--	--	--	--
7	Trent Burns	0	--	--	--	--
11	Trent Pierce	0	--	--	--	--
12	Sebastian Mack	0	--	--	--	--
14	Jevon Porter	0	--	--	--	--
15	Shawn Phillips Jr.	0	--	--	--	--
17	Jayden Stone	0	--	--	--	--
24	Nicholas Randall	0	--	--	--	--
25	Mark Mitchell	3	14.7	8.7	0.7	58.3 FG%
35	Jacob Crews	0	--	--	--	--
45	Luke Northweather	0	--	--	--	--

ABOUT THE TIGERS

- Missouri is a perfect 8-0 through its first eight games of the season.
- MU has won its last three games by 25-plus points – coming off an 86-59 win over Cleveland State.
- **Mark Mitchell** leads MU with 17.1 points and 3.5 assists, while ranking second with 6.3 rebounds.
- Overall, five Tigers are scoring in double figures with **Jayden Stone** (13.3), **Jacob Crews** (13.1), **Anthony Robinson II** (10.6) and **Sebastian Mack** (10.6) follow Mitchell's lead.
- **Shawn Phillips Jr.** leads MU with 7.2 rebounds.
- The Tigers are averaging 92.9 points per game in 2025-26 – shooting 55.5 percent from the field and 39.1 percent from 3-point range.

ABOUT THE FIGHTING IRISH

- Notre Dame is 5-3 on the season, coming off a 1-2 trip to the Players Era Festival with a win over Rutgers and losses to Kansas and Houston.
- Markus Burton leads the Irish with 20.1 points and 2.8 assists per game, while Jalen Haralson also scores in double figures with 13.1 points.
- Carson Towt has a team-best 10.4 rebounds.
- Notre Dame is scoring 75.4 points per game with a scoring defense of 67.3 points.

SERIES HISTORY

- The schools have met nine times previously dating back to the 1980 NCAA Tournament with Mizzou holding a 7-2 advantage against the Irish.
- The Tigers won that first meeting with an 87-84 overtime victory to advance to the Sweet 16.
- The teams last met during the 2011-12 campaign with Mizzou earning an 87-58 win in Kansas City.
- While the Tigers do own a 7-2 advantage in the all-time series, they are just 1-2 at Notre Dame.

MIZZOU VERSUS ACC

- Missouri owns a 15-20 all-time record against schools from the ACC with 19 of the 35 meetings coming on a neutral court.
- The Tigers are 2-0 against ACC schools under Coach Gates – defeating Pittsburgh in 2023 and California last season.

ACC/SEC CHALLENGE

- Mizzou and Notre Dame are meeting on the first day of the third-annual ACC/SEC Challenge.
- Mizzou owns a record of 8-4 in league challenge series – 3-1 versus Pac 10, 3-3 versus Big 12 and 2-0 versus ACC with its victories at Pitt two years ago and over California last season, 98-93.
- Coupled with its win versus No. 12 Iowa State in 2022-23, the Tigers have won their last three conference challenge games.
- Additionally, MU is 2-4 in road challenge games, defeating Oregon in 2010 and Pitt in 2023.

PERFECT THROUGH EIGHT

- The Tigers ended the month of November the same way they started – undefeated.
- Mizzou is currently one of 25 undefeated schools remaining in the nation.
- With a win on Tuesday, the Tigers would match the 2022-23 team with the school's best start in the last 12 seasons – posting identical 9-0 starts.

DOMINATING WINS

- Not only has Mizzou won all eight of its games in 2025-26 but it has done so in a big way.
- The Tigers have won their last three games by at least 25 points and have won six games this season by 20 or more points.
- Mizzou leads all teams in the nation with six wins by at least 20 points in 2025-26.
- Highlighting the dominating wins was a 23-point victory over Minnesota, marking Mizzou's largest in 146 games against Big Ten opponents.
- Overall, the Tigers rank 11th nationally with a scoring margin of +24.8 points.

DOUBLE-DIGIT THREATS

- The key to the MU's success on the offensive side this season is its number of weapons.
- Of the 12 players to feature for MU this year, 10 have scored in double figures at least once.
- Junior **Luke Northweather** is the most recent to do so – scoring 10 in Friday's win over CSU.
- Twice this season, Mizzou has had at least six players score 10 points in a game this season.

MARK MITCHELL SHINES EARLY

- **Mark Mitchell** has led the charge for Mizzou and has started the season on an elite level.
- Mitchell has averaged a team-best 17.1 points – shooting 64.4 percent from the field – while also leading MU with 3.5 assists and ranking second with 6.3 rebounds per game.
- In fact, he is one of just 10 players in the nation averaging 17.0 points, 6.0 rebounds and 3.0 assists, plus the only player to do so while shooting 60-plus percent.

EARLY NATIONAL LEADER

- The Tigers have not wasted any of time finding their shooting touch in 2025-26.
- MU is making 55.5 percent of its field goals this season with a 3-point clip of 39.1 percent.
- In fact, Mizzou currently ranks first nationally with its 55.5 percent overall clip and 30th with its 3-point percentage of 39.1. It also ranks third in the country with an effective field goal mark of 62.6 percent.

FG Pct National Leaders	GP	FGM-FGA	Pct.
1. Missouri	8	266-479	55.5
2. LSU	7	225-410	54.9
3. Liberty	7	215-397	54.2

QUICK FACTS

BASIC INFORMATION

Location	Columbia, Mo.
Founded	1839
Enrollment	32,105
Nickname	Tigers
Colors	Black & Gold
Mascot	Truman the Tiger
Conference	Southeastern Conference
Chancellor	Mun Choi
Director of Athletics	Laird Veatch
Faculty Athletic Rep	Pamela Bruzina
Official Website	MUTigers.com

HOME ARENA

Arena	Mizzou Arena
Court	Norm Stewart Court
Capacity	15,061
Opened	2004

TEAM INFORMATION

2024-25 Final Record	22-12 (.647)
SEC Record/Finish	10-8 / t-6th
SEC Tournament	1-1
Postseason	NCAA First Round
Lettermen Returning/Lost	7/9
Starters Returning/Lost	3/2
Newcomers	5
Social Media	@MizzouHoops

MIZZOU HISTORY

First Season	1906-07
All-Time Record *	1,721 - 1,257 (.578)
All-Time SEC Record *	75 - 149 (.335)
Conference Regular-Season Titles	15
	1918, 1920, 1921, 1922, 1930, 1939, 1940, 1976, 1980, 1981, 1982, 1983, 1987, 1990, 1994
Conference Tournament Titles	Eight
	1978, 1982, 1987, 1989, 1991, 1993, 2009, 2012
NCAA Tournaments *	30
	1944, 1976, 1978, 1980, 1981, 1982, 1983, 1986, 1987, 1988, 1989,1990, 1992, 1993, 1994*, 1995, 1999, 2000, 2001, 2002, 2003, 2009, 2010, 2011, 2012, 2013, 2018, 2021, 2023, 2025

* - record reflects 23 vacated wins from the 2013-14 season (nine SEC victories) and three vacated tournament wins from 1993-94 season

HOT SHOOTING LEADS THE WAY

- The key to the Tigers ranking among the nation's best shooters is their consistency
- Mizzou has eclipsed 50 percent shooting in seven of eight games this season.
- The Tigers lead all teams in the nation with their seven games of making half of their field goals.

40 PERCENT OR LOWER

- The Tiger have been nearly as strong by holding teams to shoot under 40 percent.
- Mizzou is currently one of 17 schools (of 365) to hold a team under 40 percent shooting six times in 2025-26.
- Coupled with its strong shooting, MU has made 50 percent of its field goals, while holding its opponent under 40 in the same game a total of five times this season – the most nationally.

50 PERCENT OR BETTER

- As Mizzou continues to make 50 percent of its field goals, it continues to pile up the wins.
- The 50 percent mark is almost a guaranteed win for the Tigers as MU is now 37-1 under Coach Gates when hitting the mark, including 19-0 since the start of the 2024-25 season.

DOMINATING THE PAINT

- The best way to have a high shooting percentage is to take close shots and that's exactly where the Tigers have thrived in 2025-26.
- MU is outscoring teams, 378-162, in the paint this season – an average of 47.3 to 20.3 (+27.0).
- On Nov. 9, Mizzou outscored VMI, 60-2, in the paint. The 60 points scored are the third most by MU under Coach Gates, while the two points are easily the lowest allowed (previous low was 16).

SECOND-CHANCE POINTS

- When the Tigers do miss a shot, they have been very strong still converting that into points.
- Missouri is currently averaging 18.9 second-chance points per game.
- Twice this season, Mizzou has totaled at least 30 second-change points in a game – 30 versus VMI on Nov. 9 and 36 in last Tuesday's win versus South Carolina State.
- Prior to the season, MU had not scored 30 points after offensive boards in a single game since a double overtime win against Texas A&M in 2014.

SCORING DEPTH

- Overall, Mizzou features one of the nation's deepest teams in 2025-26.
- The Tigers are one of three teams in the SEC to feature five players averaging at least 10 points per game.

3-POINT WEAPONS

- Behind the team's top-40 3-point shooting team are a number of weapons beyond the arc.
- Four Tigers are currently shooting 40-plus percent from 3-point range – **Luke Northweather** (57.9), **Jacob Crews** (48.8), **Anthony Robinson II** (44.0) and **Jayden Stone** (41.7).
- The Tigers are one of just 10 teams nationally with four players making more than one triple per game and shooting 40-plus percent.

THE CREWS MISSILE

- **Jacob Crews'** strong shooting early this season shouldn't be much of a surprise as he finished his first season in the Black & Gold strong as well.
- In his last 14 games of 2024-25, Crews shot 38.9 percent from 3-point range after sinking 29.2 percent in his first 19 games at Mizzou.
- Crews has gone even further this season as he is now averaging 13.1 points in just 21.1 minutes with a 3-point mark of 48.8 percent.
- Crews currently ranks 27th in the nation with his 3-point clip of 48.8 percent in 2025-26.

RETURNERS & TRANSFER BALANCE

- The new-look Tigers feature a strong balance of returning players and newcomers.
- The seven returners to see action hold a slight edge in points, assists and steals, while the five newcomers have the edge in boards and blocks.

MU Stats	Pts	Rebs	Asst	Stl	Blks
Returners	404 (54%)	144 (47%)	76 (57%)	37 (53%)	11 (42%)
Newcomers	338 (46%)	165 (53%)	58 (43%)	33 (47%)	15 (58%)

ROBINSON LEADS MU DEFENSE

- Junior **Anthony Robinson II** entered the 2025-26 season as the frontrunner for the league's Defensive Player of the Year accolade.
- Robinson was named to the SEC's five-man All-Defensive Team as a sophomore. In fact, he is the only player returning from last year's team.
- Robinson finished last year second in the SEC and 38th nationally with 2.03 steals per game.
- He picked up where he left off last year, leading Mizzou with 17 swipes in eight games in 2025-26, placing 64th with 2.13 per game.

PHILLIPS DOUBLES UP

- Senior center **Shawn Phillips Jr.** has made a splash early in his tenure in the Black & Gold.
- Phillips has collected two double-doubles in four games – one in the opener at Howard (16 points and 11 boards) and another versus Prairie View A&M (12 points and 13 rebounds).
- The double-double in the opener is the first for a Tiger in his MU debut since Ronnie DeGray in 2021.
- Through six games this season, Phillips has tallied 9.7 points and a team-best 7.2 rebounds.

SPECIALTY STATS

Opp.	Off TO	Paint	2nd Ch	Fast Br	Bench
Howard	15	46	20	25	39
SEMO	17	46	8	16	24
VMI	30	60	30	27	37
Minnesota	11	32	9	9	41
PV A&M	15	44	15	17	42
S Dakota	24	56	13	12	34
S Carolina St	14	54	36	9	44
Cleveland St	21	40	20	6	47
TOTAL	147	378	151	121	308
Avg	18.4	47.3	18.9	15.1	38.5

LARGEST LEADS & DEFICITS

Victory	38, vs. VMI, 11/9
Defeat	n/a
Lead	38, vs. VMI, 11/9
Lead Blown.....	12, vs. SE Missouri, 11/7
Lead in Loss	n/a
Halftime Lead	25, vs. South Carolina State, 11/25
Halftime Lead Blown	n/a
Halftime Lead in Loss	n/a
Deficit	9, 2x (last vs. Minnesota, 11/12)
Deficit Overcome ..	9, 2x (last vs. Minnesota, 11/12)
Deficit in Win.....	9, 2x (last vs. Minnesota, 11/12)
Halftime Deficit	5, vs. SE Missouri, 11/7
Halftime Deficit Overcome..	5, vs. SE Missouri, 11/7
Halftime Deficit in Win	5, vs. SE Missouri, 11/7

ACTIVE CAREER LEADERS

Games Played	Mark Mitchell	109
.....	Jacob Crews	104
Games Started	Mark Mitchell	108
.....	Jevon Porter	87
Minutes	Mark Mitchell	3,045
.....	Jevon Porter	2,664
Points.....	Mark Mitchell	1,296
.....	Jevon Porter	1,167
3-Pointers	Jacob Crews	180
.....	Jevon Porter	116
Rebounds.....	Jevon Porter	610
.....	Mark Mitchell	559
Assists	Mark Mitchell	170
.....	Anthony Robinson II	166
Blocks	Jevon Porter	84
.....	Shawn Phillips Jr.	76
Steals	Anthony Robinson II	122
.....	Sebastian Mack	86
Field Goal Pct.....	T.O. Barrett	65.4
.....	Shawn Phillips	57.4
3-Point Pct.	Jacob Crews	37.0
.....	Luke Northweather	36.4
FT Pct.	Jayden Stone	80.9
.....	Jacob Crews	80.9

GETTING TO THE LINE

- A large key to MU's success the past two seasons is the team's march to the free-throw line.
- Last season, the Tigers ranked second nationally with 19.7 makes per game from the free-throw line and third with 27.0 attempts.
- MU returned its top two players in free-throw attempts in **Mark Mitchell** (212) and **Anthony Robinson II** (140), while also adding **Sebastian Mack**, who led UCLA with 136 attempts last year.
- Through eight games this year, MU is averaging 17.9 made free throws per game.
- Additionally, Mitchell ranks 18th nationally with 62 free-throw attempts this season and 37th in the country with 43 makes.

WELCOME BACK

- Two Tigers have made successful returns to the lineup after missing multiple weeks to start the season with injuries.
- Sophomore **Annor Boateng** missed the season's first five games and is now averaging 8.3 points and 2.3 rebounds in 14.8 minutes.
- Boateng has scored in double figures in each of the last two games – just the second and third time he has tallied 10-plus points in his career.
- After missing his true freshman season and the first six games of his redshirt season, **Trent Burns** made his debut last Tuesday with seven points, three boards and one block versus South Carolina State.

EFFICIENT DOUBLE-DOUBLE

- Senior **Jevon Porter** had his most productive game in the Black & Gold on Nov. 17.
- Against South Dakota, Porter recorded his first double-double as a Tiger with 19 points and 12 boards, making all nine of his field goals in the win.
- Porter had the best shooting day by a Tiger since Amari Davis shot 10-of-10 at Ole Miss in 2022.
- Porter is the first Tiger to shoot 100 percent from the field and record a double-double since Ricardo Ratliffe did so in 2012 against Oklahoma.
- Overall, Porter is tallying 8.0 points, 5.3 rebounds and 1.9 assists per game this season.

MITCHELL EARNS PRESEASON NODS

- Senior **Mark Mitchell** is one of the top returners in the SEC and in the nation this season.
- Mitchell is one of 50 players named to the Oscar Robertson Trophy Preseason Watch List – which is presented to the men's national player of the year by the USBWA.
- The senior was also named to the Preseason All-SEC Second Team.
- Mitchell leads Mizzou with 17.1 points and 3.5 assists in eight games this campaign, while ranking second with 6.3 rebounds

TOP RETURNING SCORER

- Senior **Mark Mitchell** led the Tigers in scoring as a junior and is back for more in 2025-26.
- Mitchell tallied 13.9 points per game – shooting 50.5 percent from the field and leading the team in free-throws made (142) and attempts (212).
- In fact, Mitchell's 13.9 points are the most by a returning Tiger since Marcus Denmon in 2011-12 (he averaged 16.9 in 2010-11).

TIGERS SIGN NO. 1 CLASS

- Not only are the Tigers unbeaten on the season but Mizzou also signed the nation's top-ranked recruiting class in November.
- MU signed **Jason Crowe Jr.** (No. 5 in ESPN100), **Toni Bryant** (No. 14) and **Aidan Chronister** (No. 83).
- Overall, Mizzou has the No. 1 class by ESPN, ahead of No. 2 Michigan State.

BREAKOUT CANDIDATE

- **Anthony Robinson II** has been identified as one to watch this season.
- Robinson was named one of 10 breakout players for the 2025-26 campaign by Andy Katz and one of 20 by Jon Rothstein.
- Robinson tallied 9.0 points per game during his sophomore season, leading Mizzou with 3.5 assists and 2.0 steals per game.

RETURNING EXPERIENCE

- The Tigers are ready to take on the 2025-26 campaign with a number of familiar faces.
- Mizzou is the only team in the SEC with three returning starters from last season with **Mark Mitchell**, **Trent Pierce** and **Anthony Robinson II** all back for MU.
- Overall, it marks the first time that MU returns three starters since the 2020-21 campaign.

FLYING HIGH

- There is one thing you can't teach on the court and that is height, which Mizzou owns a lot of.
- The Tigers average height in 2025-26 is 79.79 inches (nearly 6-foot-8).
- Mizzou's height is nearly an inch taller than the second-previous tallest team in school history (79.00 in 2017-18) and more than a half inch taller than any other team in the SEC.

Tallest Mizzou Teams

1. 2025-26	79.79	3. 1995-96	78.87
2. 2017-18	79.00	4. 1988-89	78.86

Tallest SEC Teams

1. Missouri	79.79	3. Kentucky	79.06
2. Florida	79.27	4. Mississippi State	78.87

- **Trent Burns** (7-5) is also tied for the tallest player in MU history and second tallest player nationally.

STATISTIC RANKINGS

Team	Stat	SEC	NCAA
Scoring Offense	92.9	6th	16th
Field Goal Pct.	55.5	1st	1st
Effective Field Goal Pct.	62.6	1st	3rd
3-Point FG Per Game	8.5	10th	141st
3-Point Pct.	39.1	2nd	31st
FTM Per Game	17.9	9th	81st
FTA Per Game	25.6	7th	59th
Free Throw Pct.	69.8	15th	230th
Offensive Rebounds	13.3	6th	76th
Assists	16.8	9th	72nd
Turnovers Per Game	13.9	15th	274th
Assist-Turnover Ratio	1.21	14th	165th
Fastbreak Points	15.13	9th	75th
Bench Points	38.50	3rd	16th

Scoring Defense	68.1	4th	86th
Field Goal Pct. Def.	38.7	5th	43rd
3-Point Pct. Def.	33.2	13th	210th
Defensive Rebounds	28.3	9th	64th
Blocks	3.3	14th	204th
Steals	8.8	5th	69th
Turnovers Forced	14.0	4th	106th

Scoring Margin	+24.8	4th	11th
Rebounds Per Game	41.5	7th	43rd
Rebound Margin	+13.5	5th	8th
Turnover Margin	+0.1	10th	202nd
Fouls Per Game	17.8	9th	167th

Individual	Stat	SEC	NCAA
Points Per Game			
Mark Mitchell	17.1	13th	141st

Field Goal Percentage			
Mark Mitchell	64.4	5th	24th

3-Point Field Goals Per Game			
Jacob Crews	2.50	10th	143rd

3-Point Percentage			
Jacob Crews	48.8	3rd	27th

Free Throws Made			
Mark Mitchell	43	3rd	37th

Free Throw Attempts			
Mark Mitchell	62	2nd	18th

Rebounds Per Game			
Shawn Phillips Jr.	7.2	13th	159th

Defensive Rebounds Per Game			
Shawn Phillips Jr.	5.17	10th	128th

Steals Per Game			
Anthony Robinson II	2.13	5th	64th

Blocks Per Game			
Shawn Phillips Jr.	1.50	9th	105th

as of Nov. 30

SEC STANDINGS

School	SEC			Overall			Home	Away	Neutral
	W	L	Pct.	W	L	Pct.			
Missouri	0	0	.000	8	0	1.000	7-0	1-0	0-0
Vanderbilt	0	0	.000	8	0	1.000	4-0	1-0	3-0
LSU	0	0	.000	7	0	1.000	5-0	0-0	2-0
Georgia	0	0	.000	7	1	.875	6-0	0-0	1-1
Tennessee	0	0	.000	7	1	.875	5-0	0-0	2-1
Auburn	0	0	.000	6	2	.750	4-0	0-0	2-2
Texas	0	0	.000	6	2	.750	4-0	0-0	2-2
Texas A&M	0	0	.000	6	2	.750	5-1	0-1	1-0
Alabama	0	0	.000	5	2	.714	1-1	1-0	3-1
Arkansas	0	0	.000	5	2	.714	5-0	0-1	0-1
Florida	0	0	.000	5	2	.714	3-0	0-0	2-2
Kentucky	0	0	.000	5	2	.714	5-0	0-1	0-1
Ole Miss	0	0	.000	5	2	.714	5-0	0-0	0-2
Oklahoma	0	0	.000	5	2	.714	4-0	0-1	1-1
South Carolina	0	0	.000	5	2	.714	5-0	0-0	0-2
Mississippi State	0	0	.000	3	4	.429	3-1	0-0	0-3

TOP-FIVE VICTORIES

- The highlight for Mizzou during the 2024-25 season was a trio of wins over top-five schools.
- The Tigers defeated No. 1 Kansas, No. 4 Alabama and No. 5 Florida during the season.
- The victory over the Jayhawks marked Mizzou's first against the nation's top-ranked team and first since 1997.
- Meanwhile, the win over Florida marked the first for MU over the eventual national champion since North Carolina State in 1982-83.
- Overall, MU was one of three schools with three top-five wins in 2024-25 – doing so for the second time in its history and first since 1988-89.

TOP-10 OFFENSE NATIONALLY

- The key to the Tigers' success in 2024-25 was their offensive attack.
- Mizzou ranked ninth in the nation by averaging 83.6 points per game.
- The Tigers posted their highest scoring offense since 1989-90 (86.8) and fourth-highest overall in school history.

Mizzou Scoring Offense Record

1. 1988-89	88.00	4. 2024-25	83.65
2. 1987-88	87.03	5. 1975-76	83.55
3. 1989-90	86.78	6. 1974-75	83.52

- The Tigers have picked up right where they left off last season – averaging 92.9 points in the first six games this season.

MITCHELL DOES IT ALL FOR MIZZOU

- **Mark Mitchell** is not just a scorer and does a little bit of everything for the Tigers.
- Mitchell led the team in scoring (13.9) last season, second in rebounds (4.7), third in assists (64), fifth in steals (32) and first in blocks (25).
- In fact, Mitchell was one of just 14 players in

the nation to total 450 points, 150 rebounds, 60 assists, 30 steals and 25 blocks last season.

LEARNING FROM THE POINT GOD

- **Anthony Robinson II** spent some of his summer learning from Chris Paul as he was one of 12 players nationally to earn an invite to his camp.
- Robinson participated in the Chris Paul Elite Guard Camp from July 29 to August 1 this summer.

PORTER'S POWERS

- One transfer to keep an eye out for is senior **Jevon Porter**.
- Porter tallied 12.5 points and 7.2 rebounds for Loyola Marymount during the 2024-25 season.
- A 6-foot-11 forward, Porter can do it all on the court. He was one of 11 players in the nation last season to tally 350 points, 200 rebounds, 40 made 3-pointers and 35 blocks.
- Through eight games, Porter has tallied 8.0 points, 5.3 rebounds and 1.9 assists per game.

TAKING THE SHOW ON THE ROAD

- The Tigers went on the road to open the 2025-26 season, putting on a show at Howard.
- Mizzou's win marks the first time it won a road season opener since 2003, while the 21-point win is its largest since in a road opener since a 52-29 win at Saint Louis in 1941.
- The Tigers were the only power conference school to open with a win in a true road game.

OH CAPTAIN! MY CAPTAIN!

- Two Tigers are set to serve as team captains during the 2025-26 campaign.
- **Mark Mitchell** and **Anthony Robinson II** are both set to serve in leadership roles this season.

MIZZOU RECORD WHEN...			
	2025-26	Gates Era	Streak
Overall	8-0	63-46	W8
Home	7-0	47-16	W7
Road	1-0	11-22	W1
Neutral	--	5-8	L2
SEC Games	--	21-33	L3
Home	--	14-13	L1
Road	--	7-20	L3
Non-Conference	8-0	42-12	W8
Home	7-0	33-3	W19
Road	1-0	4-2	W1
Neutral	--	5-7	L3
vs. Ranked Teams	--	11-15	L2
vs. Unranked Teams	8-0	52-31	W8
November	8-0	28-3	W14
December	--	11-5	W1
January	--	9-14	W1
February	--	10-13	W1
March	--	5-11	L2
Monday	2-0	7-1	W4
Tuesday	1-0	12-7	W2
Wednesday	1-0	10-9	W1
Thursday	1-0	6-1	W1
Friday	2-0	6-3	W2
Saturday	--	15-23	L3
Sunday	1-0	7-3	W1
Leading at Halftime	7-0	50-11	W8
Trailing at Halftime	1-0	11-34	W1
Tied at Halftime	--	2-1	L1
Leading w/ 5:00 Left	8-0	56-5	W13
Trailing/Tied w/ 5:00 Left	--	7-41	L9
Overtime	--	2-2	L2
Decided by 1-5 points	1-0	12-10	W1
Decided by 6-10 points	--	13-17	L3
Decided by 11+ points	7-0	38-19	W7
Scoring 100+ Points	2-0	9-0	W53
Scoring 90-99	2-0	9-1	W2
Scoring 80-89	4-0	32-8	W4
Scoring 70-79	--	10-11	W1
Scoring 60-69	--	3-18	L10
Scoring 59 or less	--	0-8	L19
Opponent scores 100+	--	0-1	L8
Opp. Scores 90-99	--	3-11	L5
Opp. Scores 80-89	1-0	8-12	W1
Opp. Scores 70-79	1-0	19-15	W7
Opp. Scores 60-69	5-0	24-8	W5
Opp. Scores 59 or less	1-0	9-0	W9
Missouri FG% ≥ 50.0	7-0	37-1	W19
Opp. FG% ≥ 50.0	--	8-15	L5
Missouri FG% < 40.0	--	0-20	L30
Opp. FG% < 40.0	6-0	25-3	W9
MU Outshoots Opp.	8-0	54-8	W27
Opp. Outshoots MU	--	9-38	L6
Attempts More FTs	8-0	43-8	W8
Attempts Fewer FTs	--	21-36	L2
FTs Even	--	1-2	L2
Outrebounds Opp.	6-0	28-5	W7
Outrebounded	2-0	32-40	W2
Rebounds Equal	--	3-1	L1
Commits Fewer Turnovers	4-0	52-24	W4
Commits More Turnovers	3-0	6-15	W3
Turnovers Even	1-0	5-7	W1
Commits Fewer Fouls	5-0	39-9	W5
Commits More Fouls	3-0	23-29	W3
Fouls Even	--	1-8	L2

MILESTONE WATCH

- **Jacob Crews** became the latest Tiger to reach 1,000 points for his career – doing so in last Tuesday's win over South Carolina State.
- Crews joins **Mark Mitchell** and **Jevon Porter** in the club, while **Jayden Stone** and **Sebastian Mack** also look to reach the milestone this year.

Mizzou Active Scoring Leaders

1. Mark Mitchell	1,296	4. Jayden Stone	905
2. Jevon Porter	1,167	5. Sebastian Mack	809
3. Jacob Crews	1,024		

MU SLATED SEVENTH IN SEC POLL

- Missouri was picked to finish seventh in the SEC this season, as voted on by the league's media.
- It marks the Tigers' highest preseason selection since being voted fifth in 2017-18.
- Defending national champion Florida is first in the preseason rankings, followed by Kentucky, Tennessee, Alabama and Arkansas in the top five.

SHOW ME STATE

- The Tigers have a Missouri look to the team in 2025-26.
- After not featuring a player from the state in the previous three seasons, four Tigers are playing in their home state this season.
- **Jevon Porter** and **Aaron Rowe** are both from Columbia with **Luke Northweather** also from mid-Missouri in nearby Jefferson City. **Nicholas Randall** is the final native Missourian, from St. Louis.
- It marks the most players from the Show Me State to feature for Mizzou since six were on the 2017-18 roster.

EIGHT CORE VALUES

- One goal of Coach Gates in building a program is to instill eight core values in the student-athletes that they carry into the classroom, on the court and into the community.
- The eight core values are: friendship, love, accountability, trust, discipline, unselfishness, enthusiasm and toughness.

TIGERS IN THE NBA

- Five former Tigers tipped off their NBA seasons this week, with another five on staffs.
- **Tamar Bates** (Nuggets), **Kobe Brown** (Clippers), **Jordan Clarkson** (Knicks), **Michael Porter Jr.** (Nets) and **Dru Smith** (Heat) are all on rosters this season.
- In the front office, former MU players include **Josh Kroenke** (Nuggets President), **Quin Snyder** (Hawks coach), **DeMarre Carroll** (Suns assistant), **Larry Drew** (Clippers assistant) and **Jarrett Sutton** (Pelicans scout).

NBA FAMILY TIES

- A pair of current Tigers have family ties that reach to the NBA.
- **Jevon Porter** is the brother of current Brooklyn Net and former Tiger Michael Porter Jr.
- In 2023, Michael Porter Jr. became the fourth Tiger all-time to win an NBA title and first since Clay Johnson in 1982.
- **Sebastian Mack's** father, Sam, played in the NBA from 1992 to 2022 with San Antonio, Houston, Vancouver, Golden State and Miami.

TOP OF THE CLASS

- The Tigers have excelled in the classroom under Dennis Gates.
- Mizzou has set both its fall (3.46 in 2022) and spring (3.22 in 2024) semester GPA records under Gates' leadership.
- In addition, Mizzou claimed the SEC Scholar-Athlete of the Year twice in three years – **Kobe Brown** in 2022-23 and **Sean East II** in 2023-24.

VOICE OF THE TIGERS

- The Voice of the Tigers, **Mike Kelly** is in his 35th season calling games for the Missouri men's basketball team.
- Kelly has called 1,071 games, celebrating his milestone 1,000th game versus LSU in 2023.
- Kelly has also served as the school's football play-by-play announcer since 1994.

AP POLL

1. Purdue (46)	7-0	1494
2. Arizona (6)	7-0	1442
3. Michigan (15)	7-0	1417
4. Duke	8-0	1335
5. UConn	6-1	1244
6. Louisville	7-0	1177
7. Michigan State	7-0	1095
8. Houston	7-1	1085
9. BYU	6-1	1036
10. Iowa State	7-0	975
11. Gonzaga	7-1	934
12. Alabama	5-2	868
13. Tennessee	7-1	771
14. Illinois	6-2	656
15. Florida	5-2	567
16. North Carolina	6-1	518
17. Vanderbilt	8-0	474
18. Kentucky	5-2	386
19. Texas Tech	6-2	386
20. Auburn	6-2	375
21. Kansas	6-2	339
22. Indiana	7-0	312
23. St. John's	4-3	200
24. Southern California	7-0	144
25. Arkansas	5-2	127

RV: Iowa (99), UCLA (59), Nebraska (52), TCU (35), **Missouri (28)**, Utah State (16), Saint Mary's (15), Baylor (13), Oklahoma State (12), SMU (12), Clemson (10), LSU (7), Seton Hall (6), Wisconsin (6), NC State (5), Wake Forest (3), California (2), Colorado (1), George Mason (1), Buffalo (1).

USA TODAY COACHES POLL

1. Purdue (21)	7-0	762
2. Michigan (6)	7-0	721
3. Arizona (3)	7-0	709
4. Duke (1)	8-0	696
5. UConn	6-1	608
6. Louisville	7-0	600
7. Houston	7-1	588
8. Michigan State	7-0	531
9. Iowa State	7-0	502
10. BYU	6-1	493
11. Gonzaga	7-1	480
12. Alabama	5-2	428
13. Tennessee	7-1	377
14. Florida	5-2	313
15. Illinois	6-2	312
16. Vanderbilt	8-0	268
17. North Carolina	6-1	230
18. Kentucky	5-2	222
19. Texas Tech	6-2	192
Indiana	7-0	192
21. Kansas	6-2	154
22. St. John's	4-3	129
23. Arkansas	5-2	119
24. Auburn	6-2	104
25. Iowa	7-0	69

RV: Southern California (56), UCLA (33), Nebraska (31), **Missouri (28)**, Saint Mary's (20), Baylor (19), North Carolina State (16), Virginia (14), LSU (14), Clemson (9), Butler (9), Ole Miss (8), TCU (5), Wisconsin (4), Utah State (4), SMU (4), Oklahoma State (1), Colorado (1).

MIZZOU WEEK-BY-WEEK

	PRE	N10	N17	N24	D01	D08	D15	D22	D29	J05	J12	J19	J28	F02	F09	F16	F23	M02	M09	M16
AP Poll	RV	RV	RV	RV	RV															
Coaches	RV	RV	RV	RV	RV															

MIZZOU vs AP TOP 25

141-264 OVERALL	73-78 HOME	30-119 AWAY	38-67 NEUTRAL	L2 STREAK
---------------------------	----------------------	-----------------------	-------------------------	---------------------

RECORD VERSUS AND LAST TIME THAT...

Ranks	Overall	Home	Away	Neutral	Streak	Last Win
No. 1	5-20	4-5	1-8	0-7	W1	76-67, vs. #1 Kansas (12/8/24)
Top Five	26-94	16-30	5-38	5-26	L1	110-98, vs. #4 Alabama (2/19/25)
Top 10	53-151	32-46	11-62	10-43	L1	110-98, vs. #4 Alabama (2/19/25)
Top 15	85-184	47-56	20-76	18-52	L1	110-98, vs. #4 Alabama (2/19/25)
Top 20	121-232	65-71	27-99	29-62	L2	110-98, vs. #4 Alabama (2/19/25)
OVERALL	141-264	73-78	30-119	38-67	L2	110-98, vs. #4 Alabama (2/19/25)

RANKED MEETINGS WITH NOTRE DAME

Date	Winner	Loser	Location
3/8/80	#16 Missouri 87	#9 Notre Dame 84 (OT)	Lincoln, Neb.
1/2/82	#7 Missouri 92	Notre Dame 70	Kansas City, Mo.
3/3/90	Notre Dame 98	#3 Missouri 67	South Bend, Ind.
1/23/92	#12 Missouri 77	Notre Dame 68	South Bend, Ind.
1/12/94	Notre Dame 77	#25 Missouri 73	South Bend, Ind.
1/12/95	#17 Missouri 64	Notre Dame 56	Columbia, Mo.
11/21/11	#21 Missouri 87	Notre Dame 58	Kansas City, Mo.

Both Teams Ranked: Mizzou, 1-0
Only Mizzou Ranked: Mizzou, 4-2
Only Notre Dame Ranked: n/a

RANKINGS FACTS & FIGURES

Missouri, Auburn and Florida were the only three schools in the nation with three top-five victories last season with MU defeating No. 1 Kansas, No. 4 Alabama and No. 5 Florida. The only other time the Tigers defeated three top-five schools was the 1988-89 season.

Opponent	Score	1H	2H	OTs	FGM	FGA	PCT.	3PM	3PA	PCT.	FTM	FTA	PCT.	OFF	DEF	REB	PF	A	TO	STL	BLK
Missouri at Howard	W, 88-67	42	46	--	34	61	55.7	10	18	52.6	10	21	47.6	16	31	47	18	16	16	6	3
		26	41	--	22	62	35.5	12	29	41.4	11	16	68.8	10	18	28	19	17	13	5	2
Missouri vs. Southeast Missouri	W, 89-84	46	43	--	32	54	59.2	6	15	40.0	19	31	61.3	9	21	30	17	13	19	10	6
		51	33	--	29	63	46.0	9	30	30.0	17	21	81.0	13	20	33	25	14	16	11	1
Missouri vs. VMI	W, 106-68	50	56	--	37	65	56.9	7	21	33.3	25	35	71.4	17	33	50	19	20	11	13	2
		40	28	--	19	57	33.3	15	42	35.7	15	20	75.0	8	17	25	24	10	17	8	1
Missouri vs. Minnesota	W, 83-60	32	51	--	29	49	59.2	11	22	50.0	14	20	70.0	3	22	25	19	15	9	7	2
		30	30	--	23	54	42.6	5	23	21.7	9	17	53.0	14	20	34	18	11	11	3	0
Missouri vs. Prairie View A&M	W, 91-73	49	42	--	32	62	51.6	10	23	43.5	17	25	68.0	12	37	49	17	19	14	7	1
		27	46	--	25	66	38.0	9	23	39.1	14	16	87.5	6	22	28	19	12	9	10	2
Missouri vs. South Dakota	W, 102-68	53	49	--	36	56	64.3	6	11	54.5	24	30	80.0	12	26	28	17	16	17	10	2
		42	26	--	23	58	39.7	10	29	34.5	12	21	57.1	12	12	24	19	9	17	8	4
Missouri vs. South Carolina State	W, 98-66	55	43	--	34	65	52.3	7	25	28.0	23	30	76.7	19	27	46	19	19	9	5	3
		30	36	--	21	56	37.5	4	21	19.0	20	27	74.1	10	16	26	23	8	12	3	3
Missouri vs. Cleveland State	W, 86-59	46	40	--	32	67	47.8	11	38	28.9	11	13	84.6	18	29	47	16	16	16	12	7
		24	35	--	21	57	36.8	11	29	37.9	6	11	54.5	9	17	26	15	12	17	6	3
Missouri at Notre Dame																					
Missouri vs. Kansas (Kansas City)																					
Missouri vs. Alabama State																					
Missouri vs. Bethune-Cookman																					
Missouri vs. Illinois (St. Louis)																					
Missouri vs. Florida																					
Missouri at Kentucky																					
Missouri at Ole Miss																					
Missouri vs. Auburn																					
Missouri at LSU																					
Missouri vs. Georgia																					
Missouri vs. Oklahoma																					
Missouri at Alabama																					
Missouri vs. Mississippi State																					
Missouri at South Carolina																					
Missouri at Texas A&M																					
Missouri vs. Texas																					
Missouri vs. Vanderbilt																					
Missouri at Arkansas																					
Missouri vs. Tennessee																					
Missouri at Mississippi State																					
Missouri at Oklahoma																					
Missouri vs Arkansas																					

DATE	OPPONENT	RESULT	RECORD	SEC	HIGH POINTS	HIGH REBOUNDS	HIGH ASSISTS	ATTEND.
Nov. 3	at Howard	W, 88-67	1-0	--	Shawn Phillips Jr. (16)	Shawn Phillips Jr. (11)	T.O. Barrett (4)	2,312
Nov. 7	SOUTHEAST MISSOURI	W, 89-84	2-0	--	Mark Mitchell (29)	Mitchell/Crews/Phillips (5)	Mark Mitchell (3)	11,314
Nov. 9	VMI	W, 106-68	3-0	--	Mark Mitchell (24)	Mitchell/Northweather (10)	Jayden Stone (5)	7,986
Nov. 12	MINNESOTA	W, 83-60	4-0	--	Mark Mitchell (18)	Jacob Crews (8)	Mark Mitchell (6)	8,969
Nov. 17	PRAIRIE VIEW A&M	W, 91-73	5-0	--	Jacob Crews (20)	Shawn Phillips Jr. (13)	Robinson II / Stone (5)	7,595
Nov. 20	SOUTH DAKOTA	W, 102-68	6-0	--	Mark Mitchell (22)	Jevon Porter (12)	Anthony Robinson II (6)	8,027
Nov. 25	SOUTH CAROLINA STATE	W, 98-66	7-0	--	Shawn Phillips Jr. (17)	Shawn Phillips Jr. (8)	Mark Mitchell (6)	7,887
Nov. 28	CLEVELAND STATE	W, 86-59	8-0	--	Jacob Crews (20)	Jacob Crews (8)	Mark Mitchell (4)	9,463
Dec. 2	at Notre Dame							
Dec. 7	vs. Kansas							
Dec. 11	ALABAMA STATE							
Dec. 14	BETHUNE-COOKMAN							
Dec. 22	vs. Illinois							
Jan. 3	FLORIDA							
Jan. 7	at Kentucky							
Jan. 10	at Ole Miss							
Jan. 14	AUBURN							
Jan. 17	at LSU							
Jan. 20	GEORGIA							
Jan. 24	OKLAHOMA							
Jan. 27	at Alabama							
Jan. 31	MISSISSIPPI STATE							
Feb. 7	at South Carolina							
Feb. 11	at Texas A&M							
Feb. 14	TEXAS							
Feb. 18	VANDERBILT							
Feb. 21	at Arkansas							
Feb. 24	TENNESSEE							
Feb. 28	at Mississippi State							
March 3	at Oklahoma							
March 7	ARKANSAS							

MISSOURI GAME LEADERS

Points	Rebounds	Assists
Mark Mitchell 4	Jacob Crews 3	Mark Mitchell 4
Jacob Crews 2	Shawn Phillips Jr. 3	Anthony Robinson II 2
Shawn Phillips Jr. 2	Mark Mitchell 2	Jayden Stone 2
	Luke Northweather 1	T.O. Barrett 1
	Jevon Porter 1	

MISCELLANEOUS STATS

10+ Points	
Mark Mitchell 7	Shawn Phillips Jr. 3
Jacob Crews 6	Annor Boateng 2
Sebastian Mack 6	Jevon Porter 2
Jayden Stone 6	T.O. Barrett 1
Anthony Robinson II 5	Luke Northweather 1
20+ Points	
Mark Mitchell 3	Anthony Robinson II 1
Jacob Crews 2	
10+ Rebounds	
Shawn Phillips Jr. 1	Luke Northweather 1
Mark Mitchell 1	Jevon Porter 1
Double-Doubles	
Shawn Phillips Jr. 2	Jevon Porter 1
Mark Mitchell 1	
5+ Assists	
Mark Mitchell 2	Jayden Stone 2
Anthony Robinson II 2	

TEAM HIGHS & LOWS

		MISSOURI		OPPONENT	
Points, 1st Half	High	55	vs. South Carolina State, 11/25	51	Southeast Missouri, 11/9
	Low	30	vs. Minnesota, 11/12	24	Cleveland State, 11/28
Points, 2nd Half	High	56	vs. VMI, 11/9	46	Prairie View A&M, 11/17
	Low	40	vs. Cleveland State, 11/28	26	South Dakota, 11/20
Total Points	High	106	vs. VMI, 11/9	84	Southeast Missouri, 11/7
	Low	83	vs. Minnesota, 11/12	59	Cleveland State, 11/28
Field Goals Made	High	37	vs. VMI, 11/3	29	Southeast Missouri, 11/7
	Low	29	vs. Minnesota, 11/12	19	VMI, 11/9
Field Goals Attempted	High	67	vs. Cleveland State, 11/28	66	Prairie View A&M, 11/17
	Low	49	vs. Minnesota, 11/12	54	Minnesota, 11/12
Field Goal Pct.	High	64.3	vs. South Dakota, 11/20 (36-56)	46.0	Southeast Missouri, 11/7 (29-63)
	Low	47.8	vs. Cleveland State, 11/28 (32-67)	33.3	VMI, 11/9 (19-57)
3-Pointers Made	High	11	2x (last vs. Cleveland State, 11/28)	15	VMI, 11/9
	Low	6	2x (last vs. South Dakota, 11/20)	4	South Carolina State, 11/25
3-Pointers Attempted	High	38	vs. Cleveland State, 11/28	42	VMI, 11/9
	Low	11	vs. South Dakota, 11/20	21	South Carolina State, 11/25
3-Point Pct.	High	57.9	at Howard, 11/3 (10-19)	41.4	Howard, 11/3 (12-29)
	Low	28.0	vs. South Carolina State, 11/25 (7-25)	19.0	South Carolina State, 11/25 (4-21)
Free Throws Made	High	25	vs. VMI, 11/9	20	South Carolina State, 11/25
	Low	10	at Howard, 11/3	6	Cleveland State, 11/28
Free Throws Attempted	High	35	vs. VMI, 11/9	27	South Carolina State, 11/25
	Low	13	vs. Cleveland State, 11/28	11	Cleveland State, 11/28
Free Throws Pct.	High	84.6	vs. Cleveland State, 11/28 (11-13)	87.5	Prairie View A&M, 11/17 (14-16)
	Low	47.6	at Howard, 11/3 (10-21)	53.0	Minnesota, 11/12 (9-17)
Offensive Rebounds	High	19	vs. South Carolina State, 11/25	14	Minnesota, 11/12
	Low	3	vs. Minnesota, 11/12	6	Prairie View A&M, 11/17
Total Rebounds	High	50	vs. VMI, 11/9	34	Minnesota, 11/12
	Low	25	vs. Minnesota, 11/12	24	South Dakota, 11/20
Rebound Margin	High	+25	vs. VMI, 11/9	+9	Minnesota, 11/12
	Low	-9	vs. Minnesota, 11/12	-25	VMI, 11/9
Fouls	High	19	3x (last vs. South Carolina State, 11/25)	25	Southeast Missouri, 11/7
	Low	16	vs. Cleveland State, 11/28	15	Cleveland State, 11/28
Assists	High	20	vs. VMI, 11/9	17	Howard, 11/3
	Low	13	vs. Southeast Missouri, 11/7	8	South Carolina State, 11/25
Turnovers	High	19	vs. Southeast Missouri, 11/7	17	3x (last: Cleveland State, 11/28)
	Low	9	2x (last vs. South Carolina State, 11/25)	9	Prairie View A&M, 11/17
Steals	High	13	vs. VMI, 11/9	11	Southeast Missouri, 11/7
	Low	5	vs. South Carolina State, 11/25	3	2x (last: South Carolina State, 11/25)
Blocks	High	7	vs. Cleveland State, 11/28	3	2x (last: Cleveland State, 11/28)
	Low	1	vs. Prairie View A&M, 11/17	0	Minnesota, 11/12

INDIVIDUAL HIGHS

	MISSOURI		OPPONENT	
Points	29	Mark Mitchell, vs. Southeast Missouri, 11/7	31	TJ Johnson, VMI, 11/9
Field Goals Made	12	Mark Mitchell, vs. Southeast Missouri, 11/7	9	2x (last: Luke Almadovar, Southeast Missouri, 11/7)
Field Goals Attempted	15	Jacob Cres, vs. Cleveland State, 11/28	20	Luke Almadovar, Southeast Missouri, 11/7
Field Goal Pct. (min 5 made)	100.0	Jevon Porter, vs. South Dakota, 11/21 (9-9)	57.1	Braxton Stacker, Southeast Missouri, 11/7 (8-14)
3-Pointers Made	4	3x (last: Jacob Crews, vs. Cleveland State, 11/28)	6	2x (last: TJ Johnson, VMI, 11/9)
3-Pointers Attempted	10	Jacob Crews, vs. Cleveland State, 11/28	15	TJ Johnson, VMI, 11/9
3-Point Pct. (min 3 made)	80.0	2x (last: Jacob Crews, vs. PV A&M, 11/12 – 4-5)	75.0	Marcel Bryant, Prairie View A&M, 11/9
Free Throws Made	10	Mark Mitchell, vs. VMI, 11/9	9	2x (last: Florian Tenebay, South Carolina State, 11/25)
Free Throws Attempted	13	Mark Mitchell, vs. VMI, 11/9	10	Florian Tenebay, South Carolina State, 11/25
Free Throws Pct. (min 5 made)	85.7	Anthony Robinson II, vs. SE Missouri, 11/7 (6-7)	100.0	TJ Johnson, VMI, 11/9 (9-9)
Offensive Rebounds	5	2x (last: Shawn Phillips Jr., vs. S Carolina St, 11/25)	6	Jaylen Crocker-Johnson, Minnesota, 11/12
Total Rebounds	13	Shawn Phillips Jr., vs. PV A&M, 11/17	12	Jaylen Crocker-Johnson, Minnesota, 11/12
Assists	6	3x (last: Mark Mitchell, vs. S Carolina State, 11/25)	7	2x (last: Dontae Horne, Prairie View A&M, 11/17)
Steals	4	2x (last: Sebastian Mack, vs. Cleveland State, 11/28)	4	3x (last: Preist Ryan, Cleveland State, 11/28)
Blocks	3	2x (last: Shawn Phillips Jr., vs. Cleveland State, 11/28)	2	Holden Pierre-Louis, Cleveland State, 11/28

LAST TIME THAT (TEAM)

Missouri Scored 100 Points	102, vs. South Dakota, 11/20/25
Opponent Scored 100 Points	101, Auburn, 3/5/24
Missouri Won by 30+ Points	32 (98-66), vs. South Carolina State, 11/25/25
Opponent Won by 30+ Points	33 (89-56), Auburn, 2/14/23
Missouri Won by 40+ Points	49 (112-63), vs. Arkansas-Pine Bluff, 11/24/24
Opponent Won by 40+ Points	44 (87-43), Arkansas, 1/12/22
Missouri Won by 50+ Points	72 (111-39), vs. Miss. Valley State, 11/14/24
Opponent Won by 50+ Points	55 (111-56), Kansas State, 1/3/98
Missouri Won Overtime Game	66-64, vs. Mississippi State, 2/21/23
Opponent Won Overtime Game	97-93, Vanderbilt, 3/1/25
Played Double Overtime Game	W, 91-83, vs. Texas A&M, 3/13/14
Played Triple Overtime Game	W, 108-107, vs. Illinois, 12/22/93
Played Quadruple Overtime Game	W, 112-109, vs. Iowa State, 1/13/01
Missouri Scored Less than 50 Points	49, at Mississippi State, 2/18/22
Opponent Scored Less than 50 Points	39, Mississippi Valley State, 11/14/24
Missouri Scored Less than 40 Points	37, at Kentucky, 1/13/15
Opponent Scored Less than 40 Points	39, Mississippi Valley State, 11/14/24
MU Scored 60+ Points in a Half	63, vs. California, 12/3/24
Opp. Scored 60+ Points in a Half	60, Southern Indiana, 11/7/22
MU Scored Less than 20 Points in a Half	18, at Auburn, 2/14/23
Opp. Scored Less than 20 Points in a Half	19, Miss. Valley State, 11/14/24
Missouri Shot 60+ Pct.	64.3 (36-56), vs. South Dakota, 11/20/25
Opponent Shot 60+ Pct.	61.8% (34-55), Florida, 3/14/25
MU Shot 70+ Pct. in a Half	70.4 (19-27), vs. South Dakota, 11/20/25
Opp. Shot 70+ Pct. in a Half	76.0% (19-25), Auburn, 2/14/23
Missouri Shot Less than 30 Pct.	29.2% (14-48), at Arkansas, 1/12/22
Opponent Shot Less than 30 Pct.	27.1% (13-48), Miss. Valley State, 11/14/24
Missouri Made 15+ 3-Pointers	15, at Mississippi State, 2/1/25
Opponent Made 15+ 3-Pointers	15, VMI, 11/09/25
Missouri Attempted 35+ 3-Pointers	38, vs. Cleveland State, 11/28
Opponent Attempted 35+ 3-Pointers	42, VMI, 11/09/25
Missouri Did Not Make 3-Pointer	at Kansas, 2/4/08
Opponent Did Not Make 3-Pointer	Arkansas-Pine Bluff, 12/2/08
Missouri Made 30+ Free Throws	31, vs. Alabama, 2/19/25
Opponent Made 30+ Free Throws	30, SIU Edwardsville, 11/15/22
Missouri Attempted 40+ Free Throws	47, vs. Alabama, 2/19/25
Opponent Attempted 40+ Free Throws	44, Auburn, 1/26/21
Missouri Attempted 50+ Free Throws	53, vs. Texas A&M, 3/13/14
Opponent Attempted 50+ Free Throws	50, Texas Tech, 1/23/08
Missouri Made 100% Free Throws (10+)	13-13, at LSU, 3/1/23
Opponent Made 100% Free Throws (10+)	11-11, Penn, 11/11/22
Missouri Had 50+ Rebounds	50, vs. Arkansas-Pine Bluff, 11/24/24
Opponent Had 50+ Rebounds	51, Illinois, 12/22/23
Missouri Had 20+ Offensive Rebounds	21, Central Arkansas, 12/30/23
Opponent Had 20+ Offensive Rebounds	22, Auburn, 1/25/22
Missouri Had +20 Rebound Margin	+21 (47-26), vs. Cleveland State, 11/28/25
Opponent Had +20 Rebound Margin	+22 (48-26), Auburn, 2/14/23
Missouri Had 25+ Assists	26, vs. LSU, 2/1/23
Opponent Had 25+ Assists	28, Texas A&M, 2/5/05
Missouri Had Less than 5 Turnovers	3, at Georgia, 2/5/25
Opponent Had Less than 5 Turnovers	4, Ole Miss, 2/6/18
Missouri Committed 20+ Turnovers	20, vs. Lindenwood, 11/27/24
Opponent Committed 20+ Turnovers	22, Kansas, 12/8/24
Missouri Blocked 12+ Shots	12, vs. South Carolina State, 11/22/23
Opponent Blocked 12+ Shots	14, Auburn, 1/26/21
Missouri Had 15+ Steals	15, vs. Miss. Valley State, 11/14/24
Opponent Had 15+ Steals	15, Mississippi State, 2/10/24

LAST TIME THAT (INDIVIDUAL)

Player Had a Triple Double	
Mizzou:	Greg Cavener (16 pts, 10 reb, 10 asst), vs. Green Bay, 1/4/84
Opponent:	Chris Chiozza (12 pts, 12 rebs, 10 asst), Florida, 2/2/17
MU Player with 30+ Points	31, Mark Mitchell, vs. Alabama, 2/19/25
Opponent with 30+ Points	31, Jeremiah Fears, Oklahoma, 3/5/25
MU Player with 40+ Points	43, Clarence Gilbert, vs. Iowa State, 1/13/01
Opponent with 40+ Points	42, Khalif Battle, Arkansas, 2/24/24
Player Shot 100% from the Field (min. 8 attempts)	
Mizzou:	9-9, Jevon Porter, vs. South Dakota, 11/20/25
Opponent:	8-8, Moses Kinglsey, Arkansas, 1/12/16
MU Player Made 8+ 3FG	8, Caleb Grill, vs. Eastern Washington, 11/11/24
Opponent Made 8+ 3FG	8, Marshall Henderson, Ole Miss, 2/8/14
MU Player Made 15+ FTs	15-16, Sean East II, at Arkansas, 2/24/24
Opponent Made 15+ FTs	15-20, Kylan Milton, Arkansas-Pine Bluff, 11/6/23
MU Player had 15+ Rebounds	23, Kobe Brown, vs. Paul Quinn, 11/29/21
Opponent had 15+ Rebounds	16, Henry Coleman III, Texas A&M, 2/8/25
MU Player had 20+ Rebounds	23, Kobe Brown, vs. Paul Quinn, 11/29/21
Opponent had 20+ Rebounds	21, Oscar Tshiebwe, Kentucky, 12/29/21
MU Player had 10+ Off. Rebounds	10, Alex Oriakhi, vs. Ole Miss, 2/9/13
Opponent had 10+ Off. Rebounds	10, Matthew Hezekiah, SC State, 12/17/10
MU Player had 10+ Assists	10, Terrence Phillips, vs. Ole Miss, 1/21/17
Opponent had 10+ Assists	10, Zakai Zeigler, Tennessee, 2/11/23
MU Player had 10+ Asst / 0 TO	13, Phil Pressey, at Texas 1/14/12
Opponent had 10+ Asst / 0 TO	11, Trey McKinney, Creighton, 11/23/04
MU Player had 15+ Assists	19, Phil Pressey, at UCLA, 12/28/12
Opponent had 15+ Assists	15, Pierre Jackson, Baylor, 1/21/12
MU Player Blocked 5+ Shots	5, Aidan Shaw, vs. SC State, 11/22/23
Opponent Blocked 5+ Shots	6, Jamarion Sharp, Ole Miss, 3/2/24
MU Player Had 5+ Steals	5, Tony Perkins, vs. Oklahoma, 2/12/25
Opponent Had 5+ Steals	5, Duke Miles, Oklahoma, 2/12/25
MU Made a Game-Winning Buzzer Beater	
DeAndre Gholston, at Tennessee, 2/11/23	


LAST TIME THAT (MULTIPLE INDIVIDUALS)


Six Players Scored in Double Figures	vs. South Dakota, 11/20/25
Mitchell, Porter, Crews, Mack, Stone & Robinson II	
Seven Players Scored in Double Figures	vs. Mississippi Valley State, 11/14/24
Warrick, Bates, Grill, Mitchell, Crews, Allen & Boateng	
Eight Players Scored in Double Figures	vs. Alabama State, 12/30/87
Chievous, Church, Coward, Irvin, Leonard, Sandbothe, Smith, Sutton	
Two Players Scored 25+ Points	vs. Alabama, 2/19/25
Mark Mitchell (31) & Caleb Grill (25)	
Two Players Scored 30+ Points	vs. TCU, 1/30/21
Xavier Pinson (36) & Jeremiah Tilmon (33)	
Three Players Scored 20+ Points	vs. Xavier, 11/17/16
Frankie Hughes (24), Kevin Puryear (22) & Terrence Phillips (21)	
Two Players Recorded a Double-Double	vs. Ole Miss, 1/21/17
Terrence Phillips & Russell Woods	
Three Players Recorded a Double-Double	vs. Illinois, 12/22/12
Laurence Bowers, Alex Oriakhi & Phil Pressey	
Two Players Had 10+ Rebounds	vs. VMI, 11/09/25
Mark Mitchell (10) & Luke Northweather (10)	
Three Players Had 10+ Rebounds	vs. Alcorn State, 11/13/12
Negus Webster-Chan (11), Alex Oriakhi (10) & Earnest Ross (10)	



DENNIS GATES

Whitten Family Men's Basketball Head Coach

@coachdgates

@coachdgates

In just three seasons as Whitten Family Men's Basketball Head Coach, Dennis Gates has made an immediate impact and reestablished University of Missouri on the national stage. Now in his fourth year on the Mizzou sideline, he aims to build off his early progress as the Tigers chase championships with him leading the program.

MISSOURI

- **Named SEC Coach of the Year by USA Today in 2022-23.**
- Named to the Naismith Coach of the Year Watch List twice in his three seasons, finishing as a top-10 semifinalist in 2025.
- Led Mizzou two NCAA Tournament bids (2023 and 2025) in his three seasons, including the program's first postseason victory in 13 years and first-ever appearance in the SEC Semifinals in 2023.
- His 25 victories 2022-23 are the fifth-most by any first-year SEC coach in conference history – trailing only Tubby Smith, John Calipari, Eddie Sutton and Trent Johnson.
- Led the Tigers to 11 wins over ranked teams, including three top-five wins in 2024-25 – a first for Mizzou since 1988-89.
- Two Tigers have played in the NBA after playing for Gates – Kobe Brown (LA Clippers) and D'Moi Hodge (LA Lakers). Overall, seven Tigers have joined NBA or G-League franchises in Gates' three seasons at Mizzou.
- Coached two All-SEC honorees, one SEC Sixth Man of the Year, one SEC All-Defensive Team honoree and two SEC Scholar-Athletes of the Year.

CLEVELAND STATE

- **2019-20 and 2020-21 Horizon League Coach of the Year.**
- Rebuilt the Vikings program – winning 50 games, including a 39-19 mark his final two seasons.
- Won two Horizon League regular-season titles (2020, 2021) and the 2021 Horizon League Tournament crown.
- Led the Vikings to the 2021 NCAA Tournament – the school's first trip in 12 years – and 2022 Postseason NIT.
- Mentored two Horizon League Defensive Players of the Year plus five all-conference and five All-Defensive Team honorees.

FLORIDA STATE

- Spent eight seasons on Leonard Hamilton's staff at FSU, mirroring the Seminoles' rise to national prominence.
- FSU advanced to four NCAA Tournament in his eight years, including the Elite Eight in 2018 and Sweet 16 in 2012 and 2019.
- Instrumental in recruiting four-straight top-15 classes, which produced five NBA Draft picks over four years – Jonathan Isaac (No. 9 selection in 2017), Malik Beasley (No. 19 in 2016), Mfiondu Kabengele (No. 27 in 2019), Dwayne Bacon (No. 40 in 2017) and Terance Mann (No. 48 in 2019).

PLAYING CAREER

- Combo guard at California (1998-02), serving as a three-year captain and helping the Golden Bears to three 20-win seasons.
- Played in 114 career games with 34 starting assignments, totaling 432 points, 140 rebounds, 148 assists and 100 steals.
- Two-time Pac-10 All-Academic First Team selection
- Named Cal's Most Inspirational Player in 2001 and the team's Outstanding Student-Athlete in 1999 and 2001
- Awarded the 2002 Pac-10 Medal of Honor, which is presented to the Pac-10 Universities Top Graduating Student-Athlete.

YEAR-BY-YEAR RECORD

CLEVELAND STATE

YEAR	RECORD	PCT.	HORIZON	PLACE	NOTES
2019-20	11-21	34.4	7-11	t-7th	Earned first career win versus Edinboro, 79-54 (Nov. 9)
2020-21	19- 8	70.4	16- 4	1st	Horizon League Tournament Champions / NCAA First Round
2021-22	20-11	64.5	15- 6	1st	NIT First Round
CSU TOTALS	50-40	55.6	38-21		Two Horizon League Regular-Season Titles & One Tournament Title

MISSOURI

YEAR	RECORD	PCT.	SEC	PLACE	NOTES
2022-23	25-10	71.4	11- 7	t-4th	USA Today SEC Coach of the Year / NCAA Second Round
2023-24	8-24	25.0	0-18	14th	
2024-25	22-12	64.7	10- 8	t-6th	NCAA First Round
2025-26	8- 0	100.0	0- 0	--	
MU TOTALS	63-46	57.8	21-33		
CAREER	113-86	56.8	59-54		

PERSONAL

- BIRTHDAY**
January 14
- EDUCATION**
California '01 (Bachelor's)
Sociology
Florida State '05 (Master's)
Adult Education and Human
Resource Development
- WIFE**
Jocelyn
- CHILDREN**
Avery, Duke and Denver

COACHING CAREER

- 2002-03 LA Clippers (Skill Coach)
- 2003-04 Marquette (Grad Asst)
- 2004-05 Florida State (Grad Asst)
- 2005-07 California (Assistant)
- 2007-09 Northern Illinois (Assistant)
- 2009-11 Nevada (Assistant)
- 2011-19 Florida State (Assistant)
- 2019-22 Cleveland St. (Head Coach)
- 2022- Missouri (Head Coach)

HONORS

- 2019-20 Horizon League Coach of the Year
- 2020-21 Horizon League Coach of the Year
- 2020-21 HoopDirt.com Division I Coach of the Year
- 2022-23 USA Today SEC Coach of the Year



KYLE SMITH

Associate Head Coach • Southern Illinois '06

- Fourth season at MU, first as associate head coach.
- Eight-time Great Rivers Athletic Conference Coach of the Year during 10-year stint as head coach at John A. Logan.
- Mentored two NJCAA National Players of the Year and 10 All-Americans during his tenure at Logan.
- Helped Southern Illinois to back-to-back NCAA Tournaments as a student-athlete



RYAN SHARBAUGH

Assistant Coach • Westminster '08

- Fourth year at Missouri, serving as defensive coordinator.
- Helped the Tigers lead all power-conference schools in steals in two of his three seasons.
- Spent three years at Cleveland State as an assistant coach, helping Tre Gomillion and D'Moi Hodge to Horizon League Defensive Player of the Year Awards.



MATT CLINE

Assistant Coach • South Alabama '11


- Fourth season at MU, serving as offensive coordinator.
- Helped the Tigers average 83.6 points in 2024-25 – its most since 1989-90 and ranked ninth nationally.
- MU has ranked in the top 40 nationally a total of 16 times in offensive stats during Cline's three years.
- Also worked at Cleveland State (2021-22) and Eastern Michigan (2017-21).



STEVE WRIGHT

Assistant Coach • Bowling Green State '06

- First year at MU, spending last two years at Duquesne.
- Helped the Dukes to the 2024 A-10 Championship, their first NCAA Tournament appearance since 1977 and their first tournament win since 1969.
- Served on Coach Gates' staff at Cleveland State in 2019-20 as video coordinator.
- Also has had successful tenures at the high school, junior college and AAU ranks during his career.



DAVID "DICKY" NUTT

Assistant Coach • Oklahoma State '82

- Fourth season at MU, returning to an assistant role after being declared cancer free in October 2024.
- Owns more than 30 years of coaching experience, including 19 as a head coach at Arkansas State (1995-08) and Southeast Missouri State (2009-15).
- Named 1998 Sun Belt Coach of the Year, while leading the Red Wolves to the 1999 NCAA Tournament.



DAVID CARTER

Assistant to the Head Coach • Saint Mary's '89

- Second season at Mizzou.
- Head coach at Nevada from 2009 to 2015, winning 98 games and earning 2012 WAC Coach of the Year.
- Coach Gates served as his assistant coach at Nevada from 2009 to 2011.
- Joined Missouri after four seasons (2019-23) as an assistant coach at Loyola Marymount, where the Lions defeated two top-15 teams, including No. 6 Gonzaga.



TIM FULLER

General Manager • Wake Forest '00

- Named the first general manager of Missouri men's basketball on June 2, 2025.
- Owns successful stints at every level of basketball, from college coaching to an executive at Nike to Overtime Elite.
- Served as associate head coach at Mizzou from 2011 to 2015, helping the Tigers to the 2012 Big 12 Championship.



GRIFFIN MCHONE

Dir. of Basketball Operations • Texas A&M '17

- First season at Mizzou as Director of Basketball Operations
- Spent the previous two years at USF, helping the Bulls to their first-ever AAC regular-season title, a school-record 25 wins and a 2024 NIT second-round appearance
- Previously served four seasons at Kennesaw State, contributing to a historic 26-9 campaign in 2022-23.



SEAN CONATY

Dir. of Athletic Performance • East Carolina '12

- Fourth season with the Tigers.
- Has helped the Tigers to two NCAA Tournament appearances, five NBA signees and their first NCAA Tournament win in 13 years.
- Previously served as head men's basketball strength and conditioning coach at Oregon State and as a director of Sports Performance for Olympic Sports at Buffalo.



CHRIS PERRIN

Senior Athletic Trainer • Michigan State '14

- Fifth season at Mizzou.
- Spent six season at Detroit-Mercy prior to arriving at Mizzou, serving as the men's basketball trainer for the Titans along with men's and women's golf.
- Also owns experience working with the Developmental Basketball Team in China as well as an intern with the Utah Jazz.



0 ANTHONY ROBINSON II

@anklebully_ant
 @anklebully_ant

Junior | Guard | 6-3 | 185 | Tallahassee, Fla. | Florida State University High School

CAREER STATISTICS																			
Season	TM	GP-GS	Min/Avg	FG	FGA	FG%	3PM	3PA	3P%	FTM	FTA	FT%	O	D	REB	AVG	PF	FO	AST
23-24	MIZ	30- 0	400/13.4	36	98	36.7	9	44	20.5	36	48	75.0	17	35	52	1.7	62	0	29
24-25	MIZ	33-31	761/22.9	85	176	48.3	20	50	40.0	108	140	77.1	30	73	103	3.1	101	3	114
25-26	MIZ	8- 8	224/28.1	25	58	43.1	11	25	44.0	24	34	70.6	4	18	22	2.8	25	0	23
TOTAL		71-39	1385/19.5	146	332	44.0	40	119	33.6	168	222	75.7	51	126	177	2.5	188	3	166

- CAREER HONORS
- 2024-25 SEC All-Defensive Team

- 2025-26 NOTES
- Team captain.
 - Leads Mizzou with 2.1 steals per game, while ranking second with 2.9 assists.
 - Made a career-best four 3-pointers in win versus VMI, recording his second career 20-point game (Nov. 9).
 - Named a top breakout candidate for the 2025-26 campaign by Jon Rothstein and Andy Katz.
 - Only player from last season's SEC All-Defensive Team to return this year.

PERSONAL

BIRTHDAY

January 5, 2005

CAREER AMBITIONS

Gym owner and trainer at a gym, specializing in basketball skills

CAREER BESTS

POINTS

S: 20, vs. VMI, 11/9/25
C: 29, vs. California, 12/3/24

REBOUNDS

S: 5, vs. South Dakota, 11/20/25
C: 11, vs. Ark.-Pine Bluff, 11/24/24

ASSISTS

S: 6, vs. South Dakota, 11/20/25
C: 8, 2x (last vs. S Carolina, 2/25/25)

BLOCKED SHOTS

S: 1, 2x (last vs. Cleveland St, 11/28/25)
C: 2, vs. SIUE, 11/13/23

STEALS

S: 4, vs. VMI, 11/9/25
C: 6, vs. LIU, 12/14/24

MINUTES

S: 36, vs. SEMO, 11/7/25
C: 36, vs. SEMO, 11/7/25

FIELD GOALS MADE

S: 6, vs. VMI, 11/9/25
C: 8, vs. California, 12/3/24

3-POINT FIELD GOALS MADE

S: 4, vs. VMI, 11/9/25
C: 4, vs. VMI, 11/9/25

FREE THROWS MADE

S: 6, vs. SEMO, 11/7/25
C: 13, vs. California, 12/3/24

2025-26 GAME-BY-GAME STATISTICS																	
Opponent	GS	Min	FG	FGA	3FG	3FGA	FT	FTA	OFF	DEF	REB	PF	AST	TO	STL	BLK	PTS
at Howard	*	28	1	6	1	2	5	7	0	4	4	4	2	3	3	0	8
SEMO	*	36	4	9	1	2	6	7	1	3	4	3	2	3	3	0	15
VMI	*	30	6	7	4	5	4	6	0	1	1	3	4	2	4	0	20
MINNESOTA	*	26	3	6	2	3	2	5	0	1	1	3	3	0	0	0	10
PRAIRIE VIEW A&M	*	25	5	11	1	5	2	3	0	3	3	1	5	0	2	0	13
SOUTH DAKOTA	*	32	3	6	1	1	4	4	1	4	5	3	6	3	1	1	11
SOUTH CAROLINA STATE	*	19	1	5	1	3	1	2	2	1	3	4	0	0	2	0	4
CLEVELAND STATE	*	29	2	8	0	4	0	0	0	1	1	4	1	2	2	1	4
at Notre Dame																	
vs. Kansas																	
ALABAMA STATE																	
BETHUNE-COOKMAN																	
vs. Illinois																	
FLORIDA																	
at Kentucky																	
at Ole Miss																	
AUBURN																	
at LSU																	
GEORGIA																	
OKLAHOMA																	
at Alabama																	
MISSISSIPPI STATE																	
at South Carolina																	
at Texas A&M																	
TEXAS																	
VANDERBILT																	
at Arkansas																	
TENNESSEE																	
at Mississippi State																	
at Oklahoma																	
ARKANSAS																	

	SEASON	CAREER
Led MU in Points	0	3
Led MU in Rebounds	0	5
Led MU in Assists	2	21
20+ Points	1	2
10+ Points	5	23
10+ Rebounds	0	1
5+ Assists	2	13
Double-Doubles	0	1



1 AARON ROWE

 @aaronrowe._

 @a_rowe_3

Freshman | Guard | 6-2 | 155 | Columbia, Mo. | Father Tolton High School

CAREER STATISTICS

Season	TM	GP-GS	Min/Avg	FG	FGA	FG%	3PM	3PA	3P%	FTM	FTA	FT%	O	D	REB	AVG	PF	FO	AST	TO	BLK	STL	PTS	AVG
25-26	MIZ	0-0	0/0.0	0	0	0.0	0	0	0.0	0	0	0.0	0	0	0	0.0	0	0	0	0	0	0	0	0.0

2025-26 NOTES

- One of two freshmen on the team.
- Ranked as high as the nation's No. 53 recruit by Rivals.

PERSONAL

BIRTHDAY

October 30, 2006

CAREER AMBITIONS

Entrepreneur – interested in developing a clothing line

CAREER BESTS

POINTS

n/a

REBOUNDS

n/a

ASSISTS

n/a

BLOCKED SHOTS

n/a

STEALS

n/a

MINUTES

n/a

FIELD GOALS MADE

n/a

3-POINT FIELD GOALS MADE

n/a

FREE THROWS MADE

n/a

MISCELLANEOUS

	SEASON	CAREER
Led MU in Points	0	0
Led MU in Rebounds	0	0
Led MU in Assists	0	0
20+ Points	0	0
10+ Points	0	0
10+ Rebounds	0	0
5+ Assists	0	0
Double-Doubles	0	0

2025-26 GAME-BY-GAME STATISTICS

Opponent	GS	Min	FG	FGA	3FG	3FGA	FT	FTA	OFF	DEF	REB	PF	AST	TO	STL	BLK	PTS
at Howard																	Did Not Play
SEMO																	Did Not Play
VMI																	Did Not Play
MINNESOTA																	Did Not Play
PRAIRIE VIEW A&M																	Did Not Play
SOUTH DAKOTA																	Did Not Play
SOUTH CAROLINA STATE																	Did Not Play
CLEVELAND STATE																	Did Not Play
at Notre Dame																	
vs. Kansas																	
ALABAMA STATE																	
BETHUNE-COOKMAN																	
vs. Illinois																	
FLORIDA																	
at Kentucky																	
at Ole Miss																	
AUBURN																	
at LSU																	
GEORGIA																	
OKLAHOMA																	
at Alabama																	
MISSISSIPPI STATE																	
at South Carolina																	
at Texas A&M																	
TEXAS																	
VANDERBILT																	
at Arkansas																	
TENNESSEE																	
at Mississippi State																	
at Oklahoma																	
ARKANSAS																	



5 T.O. BARRETT

@To_Barrett

@to.barrett

Sophomore | Guard | 6-4 | 205 | Oklahoma City, Okla. | Link Academy

CAREER STATISTICS

Season	TM	GP-GS	Min/Avg	FG	FGA	FG%	3PM	3PA	3P%	FTM	FTA	FT%	O	D	REB	AVG	PF	FO	AST	TO	BLK	STL	PTS	AVG
24-25	MIZ	19-0	102/5.4	14	24	58.3	0	2	0.0	8	12	66.7	1	6	7	0.4	19	0	12	7	1	6	36	1.9
25-26	MIZ	8-0	119/14.9	20	28	71.4	2	6	33.3	4	6	66.7	8	7	15	1.9	17	0	18	13	1	8	46	5.8
TOTAL		27-0	221/8.2	34	52	65.4	2	8	25.0	12	18	66.7	9	13	22	0.8	36	0	30	20	2	14	82	3.0

2025-26 NOTES

- Scored in double figures for the first time in his career last Tuesday, scoring 11 versus South Carolina State (Nov. 25).
- Set career highs with four assists and three rebounds in the season opener at Howard, while also adding nine points (Nov. 3).

PERSONAL

BIRTHDAY

May 6, 2006

CAREER AMBITIONS

Real Estate

CAREER BESTS

POINTS

S: 11, vs. South Carolina St, 11/25/25

C: 11, vs. South Carolina St, 11/25/25

REBOUNDS

S: 3, 2x (last vs. Minnesota, 11/12/25)

C: 3, at Howard, 11/3/25

ASSISTS

S: 4, at Howard, 11/3/25

C: 4, at Howard, 11/3/25

BLOCKED SHOTS

S: 1, at Howard, 11/3/25

C: 1, 2x (last at Howard, 11/3/25)

STEALS

S: 3, vs. Minnesota, 11/12/25

C: 3, 2x (last vs. Minnesota, 11/12/25)

MINUTES

S: 20, vs. South Carolina St, 11/25/25

C: 20, vs. South Carolina St, 11/25/25

FIELD GOALS MADE

S: 4, 3x (last vs. SCSU, 11/25/25)

C: 4, 3x (last vs. SCSU, 11/25/25)

3-POINT FIELD GOALS MADE

S: 1, 2x (last vs. SCSU, 11/25/25)

C: 1, 2x (last vs. SCSU, 11/25/25)

FREE THROWS MADE

S: 2, 3x (last vs. SCSU, 11/25/25)

C: 3, vs. Alabama State, 12/30/24

MISCELLANEOUS

	SEASON	CAREER
Led MU in Points	0	0
Led MU in Rebounds	0	0
Led MU in Assists	1	2
20+ Points	0	0
10+ Points	1	1
10+ Rebounds	0	0
5+ Assists	0	0
Double-Doubles	0	0

2025-26 GAME-BY-GAME STATISTICS

Opponent	GS	Min	FG	FGA	3FG	3FGA	FT	FTA	OFF	DEF	REB	PF	AST	TO	STL	BLK	PTS
at Howard	18	4	6	1	2	0	0	0	3	0	3	3	4	2	0	1	9
SEMO	7	0	1	0	0	0	0	1	0	1	1	1	1	2	0	0	0
VMI	16	2	3	0	1	0	0	1	1	2	3	3	2	2	2	0	4
MINNESOTA	17	4	5	0	0	0	0	1	2	3	3	3	2	1	3	0	8
PRAIRIE VIEW A&M	15	2	2	0	0	2	4	0	1	1	1	1	1	3	0	0	6
SOUTH DAKOTA	9	1	1	0	0	0	0	0	1	1	1	0	2	1	1	0	2
SOUTH CAROLINA STATE	20	4	6	1	2	2	2	1	1	2	4	4	3	0	0	0	11
CLEVELAND STATE	17	3	4	0	1	0	0	1	1	2	2	2	3	2	2	0	6
at Notre Dame																	
vs. Kansas																	
ALABAMA STATE																	
BETHUNE-COOKMAN																	
vs. Illinois																	
FLORIDA																	
at Kentucky																	
at Ole Miss																	
AUBURN																	
at LSU																	
GEORGIA																	
OKLAHOMA																	
at Alabama																	
MISSISSIPPI STATE																	
at South Carolina																	
at Texas A&M																	
TEXAS																	
VANDERBILT																	
at Arkansas																	
TENNESSEE																	
at Mississippi State																	
at Oklahoma																	
ARKANSAS																	



6 ANNOR BOATENG

@annor2024

@annor.boat

Sophomore | Guard | 6-6 | 220 | Little Rock, Ark. | Little Rock Central High School

CAREER STATISTICS

Season	TM	GP-GS	Min/Avg	FG	FGA	FG%	3PM	3PA	3P%	FTM	FTA	FT%	O	D	REB	AVG	PF	FO	AST	TO	BLK	STL	PTS	AVG
24-25	MIZ	17-7	109/6.4	9	26	34.6	1	10	10.0	13	19	68.4	4	6	10	0.6	12	0	5	9	1	6	32	1.9
25-26	MIZ	3-0	44/14.8	8	16	50.0	3	8	37.5	6	8	75.0	2	5	7	2.3	5	0	2	5	1	1	25	8.3
TOTAL		20-7	154/7.7	17	42	40.5	4	18	22.2	19	27	70.4	6	11	17	0.9	17	0	7	14	2	7	57	2.9

2025-26 NOTES

- Returned to the lineup on Nov. 20 after missing the season's first five games with an injury.
- Tallied 10-plus points in the last two games – a first in back-to-back games during his career.
- Scored a career-best 12 points in his second game against South Carolina State (Nov. 25).

PERSONAL

BIRTHDAY

November 13, 2005

CAREER AMBITIONS

Computer science or restaurant owner

CAREER BESTS

POINTS

S: 12, vs. South Carolina St, 11/25/25

C: 12, vs. South Carolina St, 11/25/25

REBOUNDS

S: 5, vs. South Carolina St, 11/25/25

C: 5, vs. South Carolina St, 11/25/25

ASSISTS

S: 1, 2x (last vs. SCSU, 11/25/25)

C: 1, 7x (last vs. SCSU, 11/25/25)

BLOCKED SHOTS

S: 1, vs. South Dakota, 11/20/25

C: 1, 2x (last vs. S Dakota, 11/20/25)

STEALS

S: 1, vs. South Carolina St, 11/25/25

C: 2, vs. MVSU, 11/14/24

MINUTES

S: 17, vs. South Carolina St, 11/25/25

C: 26, vs. MVSU, 11/14/24

FIELD GOALS MADE

S: 4, vs. South Carolina St, 11/25/25

C: 4, vs. South Carolina St, 11/25/25

3-POINT FIELD GOALS MADE

S: 2, vs. Cleveland State, 11/28/25

C: 2, vs. Cleveland State, 11/28/25

FREE THROWS MADE

S: 3, vs. South Carolina St, 11/25/25


C: 4, vs. MVSU, 11/14/24

MISCELLANEOUS

	SEASON	CAREER
Led MU in Points	0	0
Led MU in Rebounds	0	0
Led MU in Assists	0	0
20+ Points	0	0
10+ Points	2	3
10+ Rebounds	0	0
5+ Assists	0	0
Double-Doubles	0	0

2025-26 GAME-BY-GAME STATISTICS

Opponent	GS	Min	FG	FGA	3FG	3FGA	FT	FTA	OFF	DEF	REB	PF	AST	TO	STL	BLK	PTS
at Howard																	
SEMO																	
VMI																	
MINNESOTA																	
PRAIRIE VIEW A&M																	
SOUTH DAKOTA	14		1	1	0	0	1	2	0	1	1	2	1	3	0	1	3
SOUTH CAROLINA STATE	17		4	9	1	4	3	3	2	3	5	1	1	0	1	0	12
CLEVELAND STATE	14		3	6	2	4	2	3	0	1	1	2	0	2	0	0	10
at Notre Dame																	
vs. Kansas																	
ALABAMA STATE																	
BETHUNE-COOKMAN																	
vs. Illinois																	
FLORIDA																	
at Kentucky																	
at Ole Miss																	
AUBURN																	
at LSU																	
GEORGIA																	
OKLAHOMA																	
at Alabama																	
MISSISSIPPI STATE																	
at South Carolina																	
at Texas A&M																	
TEXAS																	
VANDERBILT																	
at Arkansas																	
TENNESSEE																	
at Mississippi State																	
at Oklahoma																	
ARKANSAS																	



7 TRENT BURNS

@Tr3ntB21

@trent.burnsss

Redshirt Freshman | Center | 7-5 | 260 | Cypress, Texas | Good Vision Academy

CAREER STATISTICS

Season	TM	GP-GS	Min/Avg	FG	FGA	FG%	3PM	3PA	3P%	FTM	FTA	FT%	O	D	REB	AVG	PF	FO	AST	TO	BLK	STL	PTS	AVG
25-26	MIZ	2-0	17/8.4	3	3	100.0	0	0	0.0	1	2	50.0	0	5	5	2.5	3	0	2	3	2	0	7	3.5

2025-26 NOTES

- Made his collegiate debut last Tuesday, totaling seven points, three rebounds and one block versus South Carolina State (Nov. 25).
- Missed his true freshman season in 2024-25 and the first six games of the 2025-26 campaign with an injury.

PERSONAL

BIRTHDAY

May 24, 2005

CAREER AMBITIONS

FBI Agent

CAREER BESTS

POINTS

7, vs. South Carolina State, 11/25/25

REBOUNDS

3, vs. South Carolina State, 11/25/25

ASSISTS

2, vs. Cleveland State, 11/28/25

BLOCKED SHOTS

1, 2x (last vs. Cleveland St, 11/28/25)

STEALS

n/a

MINUTES

11, vs. South Carolina State, 11/25/25

FIELD GOALS MADE

3, vs. South Carolina State, 11/25/25

3-POINT FIELD GOALS MADE

n/a

FREE THROWS MADE

1, vs. South Carolina State, 11/25/25

MISCELLANEOUS

	SEASON	CAREER
Led MU in Points	0	0
Led MU in Rebounds	0	0
Led MU in Assists	0	0
20+ Points	0	0
10+ Points	0	0
10+ Rebounds	0	0
5+ Assists	0	0
Double-Doubles	0	0

2025-26 GAME-BY-GAME STATISTICS

Opponent	GS	Min	FG	FGA	3FG	3FGA	FT	FTA	OFF	DEF	REB	PF	AST	TO	STL	BLK	PTS
at Howard																	
SEMO																	
VMI																	
MINNESOTA																	
PRAIRIE VIEW A&M																	
SOUTH DAKOTA																	
SOUTH CAROLINA STATE	11		3	3	0	0	1	2	0	3	3	1	0	2	0	1	7
CLEVELAND STATE	6		0	0	0	0	0	0	0	2	2	2	2	1	0	1	0
at Notre Dame																	
vs. Kansas																	
ALABAMA STATE																	
BETHUNE-COOKMAN																	
vs. Illinois																	
FLORIDA																	
at Kentucky																	
at Ole Miss																	
AUBURN																	
at LSU																	
GEORGIA																	
OKLAHOMA																	
at Alabama																	
MISSISSIPPI STATE																	
at South Carolina																	
at Texas A&M																	
TEXAS																	
VANDERBILT																	
at Arkansas																	
TENNESSEE																	
at Mississippi State																	
at Oklahoma																	
ARKANSAS																	



11 TRENT PIERCE

@trentpierce22
 @trentpierce22

Junior | Guard / Forward | 6-10 | 225 | Tulsa, Okla. | AZ Compass Prep

CAREER STATISTICS

Season	TM	GP-GS	Min/Avg	FG	FGA	FG%	3PM	3PA	3P%	FTM	FTA	FT%	O	D	REB	AVG	PF	FO	AST	TO	BLK	STL	PTS	AVG
23-24	MIZ	21- 3	137/6.5	16	46	34.8	5	29	17.2	1	6	16.7	4	22	26	1.2	23	1	1	9	4	7	38	1.8
24-25	MIZ	33-19	563/17.1	76	161	47.2	32	97	33.0	36	62	58.1	38	69	107	3.2	60	0	32	21	6	21	220	6.7
25-26	MIZ	0- 0	0/0.0	0	0	0.0	0	0	0.0	0	0	0.0	0	0	0	0.0	0	0	0	0	0	0	0	0.0
TOTAL		54-22	700/13.0	92	207	44.4	37	126	29.4	37	68	54.4	42	91	133	2.5	83	1	33	30	10	28	258	4.8

2025-26 NOTES

- Missed the first eight games with an injury.
- Raised his scoring average by 4.9 points from his freshman to sophomore season, while improving his field goal mark by 12.4 percent and his 3-point clip by 15.8 percent.

PERSONAL

BIRTHDAY

October 22, 2004

CAREER AMBITIONS

Coach or trainer

CAREER BESTS

POINTS

S: n/a

C: 24, vs. LIU, 12/14/24

REBOUNDS

S: n/a

C: 8, vs. Alabama State, 12/30/24

ASSISTS

S: n/a

C: 5, vs. Alabama, 2/19/25

BLOCKED SHOTS

S: n/a

C: 1, 9x (last at Arkansas, 2/22/25)

STEALS

S: n/a

C: 3, 2x (last vs. LIU, 12/14/24)

MINUTES

S: n/a

C: 33, vs. Ole Miss, 1/25/25

FIELD GOALS MADE

S: n/a

C: 8, vs. LIU, 12/14/24

3-POINT FIELD GOALS MADE

S: n/a

C: 5, vs. LIU, 12/14/24

FREE THROWS MADE

S: n/a

C: 5, vs. Pacific, 11/22/24

MISCELLANEOUS

	SEASON	CAREER
Led MU in Points	0	1
Led MU in Rebounds	0	1
Led MU in Assists	0	3
20+ Points	0	1
10+ Points	0	8
10+ Rebounds	0	0
5+ Assists	0	1
Double-Doubles	0	0

2025-26 GAME-BY-GAME STATISTICS

Opponent	GS	Min	FG	FGA	3FG	3FGA	FT	FTA	OFF	DEF	REB	PF	AST	TO	STL	BLK	PTS
at Howard																	Did Not Play
SEMO																	Did Not Play
VMI																	Did Not Play
MINNESOTA																	Did Not Play
PRAIRIE VIEW A&M																	Did Not Play
SOUTH DAKOTA																	Did Not Play
SOUTH CAROLINA STATE																	Did Not Play
CLEVELAND STATE																	Did Not Play
at Notre Dame																	
vs. Kansas																	
ALABAMA STATE																	
BETHUNE-COOKMAN																	
vs. Illinois																	
FLORIDA																	
at Kentucky																	
at Ole Miss																	
AUBURN																	
at LSU																	
GEORGIA																	
OKLAHOMA																	
at Alabama																	
MISSISSIPPI STATE																	
at South Carolina																	
at Texas A&M																	
TEXAS																	
VANDERBILT																	
at Arkansas																	
TENNESSEE																	
at Mississippi State																	
at Oklahoma																	
ARKANSAS																	



12 SEBASTIAN MACK



@S_mack1221



@_bazmack_

Junior | Guard | 6-3 | 195 | Chicago, Ill. | UCLA

CAREER STATISTICS

Season	TM	GP-GS	Min/Avg	FG	FGA	FG%	3PM	3PA	3P%	FTM	FTA	FT%	O	D	REB	AVG	PF	FO	AST	TO	BLK	STL	PTS	AVG
23-24	UCLA	33-30	882/26.7	123	318	38.7	28	99	28.3	125	172	72.7	21	97	118	3.6	77	0	52	52	2	44	399	12.1
24-25	UCLA	34- 1	713/21.0	101	237	42.6	22	70	31.4	101	136	74.3	10	62	72	2.1	59	2	59	47	1	31	325	9.6
25-26	MIZ	8- 8	188/23.5	33	79	41.8	5	22	22.7	14	21	66.7	3	12	15	1.9	14	0	8	12	1	1	185	10.6
TOTAL		75-39	1783/23.8	257	634	40.5	55	191	28.8	240	329	72.9	34	141	205	2.7	150	2	119	111	4	86	809	10.8

CAREER HONORS

- 2023-24 All-Pac 12 Freshman Team

2025-26 NOTES

- Averaged 10.8 points in two seasons with UCLA.
- Led the Bruins in free throws in both of his seasons, making 125 in 2023-24 and 101 in 2024-25.

PERSONAL

BIRTHDAY

February 13, 2004

CAREER AMBITIONS

Sports broadcasting or personal finance

SEASON & CAREER BESTS

POINTS

S: 14, 2x (last vs. Minnesota, 11/12/25)
C: 27, vs. Cal State Northridge, 12/19/23

REBOUNDS

S: 4, vs. Cleveland State, 11/28/25
C: 7, 2x (last vs. Michigan, 1/7/25)

ASSISTS

S: 2, 3x (last vs. SCSU, 11/25/25)
C: 6, at Nebraska, 1/4/25

BLOCKED SHOTS

S: 1, vs. Minnesota, 11/12/25
C: 1, 4x (last vs. Minnesota, 11/12/25)

STEALS

S: 4, vs. Cleveland State, 11/28/25
C: 5, vs. Chaminade, 11/21/23

MINUTES

S: 30, vs. VMI, 11/9/25
C: 39, vs. Maryland, 12/22/23

FIELD GOALS MADE

S: 6, vs. South Dakota, 11/20/25
C: 7, 4x (last vs. Colorado, 2/15/24)

3-POINT FIELD GOALS MADE

S: 2, 2x (last vs. Cleveland St, 11/28/25)
C: 4, at. Stanford, 2/7/24

FREE THROWS MADE

S: 5, vs. South Carolina St, 11/25/25
C: 15, vs. Idaho State, 11/20/24

MISCELLANEOUS

	SEASON	CAREER
Led MU in Points	0	0
Led MU in Rebounds	0	0
Led MU in Assists	0	0
20+ Points	0	7
10+ Points	6	43
10+ Rebounds	0	0
5+ Assists	0	3
Double-Doubles	0	0

2025-26 GAME-BY-GAME STATISTICS

Opponent	GS	Min	FG	FGA	3FG	3FGA	FT	FTA	OFF	DEF	REB	PF	AST	TO	STL	BLK	PTS
at Howard	*	19	4	11	0	3	1	4	0	1	1	1	2	0	1	0	9
SEMO	*	19	5	9	0	1	1	1	0	1	1	0	0	0	0	0	11
VMI	*	30	5	13	0	2	4	6	2	1	3	3	2	1	2	0	14
MINNESOTA	*	21	5	8	2	3	2	2	0	0	0	2	1	2	1	1	14
PRAIRIE VIEW A&M	*	25	1	7	0	1	0	0	0	3	3	1	0	2	1	0	2
SOUTH DAKOTA	*	21	6	11	0	1	1	2	0	1	1	3	0	1	1	0	13
SOUTH CAROLINA STATE	*	29	3	10	1	4	5	6	0	2	2	4	2	3	1	0	12
CLEVELAND STATE	*	25	4	10	2	7	0	0	1	3	4	0	1	3	4	0	10
at Notre Dame																	
vs. Kansas																	
ALABAMA STATE																	
BETHUNE-COOKMAN																	
vs. Illinois																	
FLORIDA																	
at Kentucky																	
at Ole Miss																	
AUBURN																	
at LSU																	
GEORGIA																	
OKLAHOMA																	
at Alabama																	
MISSISSIPPI STATE																	
at South Carolina																	
at Texas A&M																	
TEXAS																	
VANDERBILT																	
at Arkansas																	
TENNESSEE																	
at Mississippi State																	
at Oklahoma																	
ARKANSAS																	



14 JEVON PORTER

Senior | Forward | 6-11 | 230 | Columbia, Mo. | Loyola Marymount

CAREER STATISTICS

Season	TM	GP-GS	Min/Avg	FG	FGA	FG%	3PM	3PA	3P%	FTM	FTA	FT%	O	D	REB	AVG	PF	FO	AST	TO	BLK	STL	PTS	AVG
22-23	PEP	31-31	879/28.4	141	291	48.5	34	97	35.1	60	85	70.6	69	153	222	7.2	99	6	27	57	27	29	376	12.1
23-24	PEP	21-18	661/31.5	121	285	42.5	28	94	29.8	71	92	77.2	54	70	124	5.9	49	0	35	36	21	16	341	16.2
24-25	LMU	31-30	958/30.9	137	348	39.4	48	152	31.6	64	94	68.1	62	160	222	7.2	94	4	59	58	35	25	386	12.5
25-26	MIZ	8- 8	165/20.6	24	45	83.3	6	22	27.3	10	13	76.9	14	28	42	5.3	16	0	15	8	1	7	64	8.0
TOTAL		91-87	2664/29.3	423	969	43.7	116	365	31.8	205	284	72.2	199	411	610	6.7	258	10	136	159	84	77	1167	12.8

2025-26 NOTES

- Recorded his first double-double as a Tiger versus South Dakota, totaling 19 points and 12 rebounds. Also made all nine of his field goals, becoming the first Tiger to shoot 100 percent with a double-double in 14 seasons (Nov. 20).
- One of 11 players nationally to total at least 350 points, 200 rebounds, 40 made 3-pointers and 35 blocks last season.
- Brother of current Brooklyn Nets player and former Mizzou standout, Michael Porter Jr.

PERSONAL

BIRTHDAY

June 27, 2003

CAREER AMBITIONS

Artist using a variety of visual media

SEASON & CAREER BESTS

POINTS

S: 19, vs. South Dakota, 11/20/25

C: 30, vs. BYU, 2/9/23

REBOUNDS

S: 12, vs. South Dakota, 11/20/25

C: 14, vs. George Washington, 12/23/22

ASSISTS

S: 4, vs. South Carolina St, 11/25/25

C: 9, vs. Prairie View A&M, 12/14/24

BLOCKED SHOTS

S: 1, vs. VMI, 11/9/25

C: 4, 2x (last vs. Wyoming, 11/27/24)

STEALS

S: 2, 3x (last vs. Cleveland St, 11/28/25)

C: 5, 2x (last at Gonzaga, 1/4/24)

MINUTES

S: 28, at Howard, 11/3/25

C: 42, vs. Portland, 2/4/23

FIELD GOALS MADE

S: 9, vs. South Dakota, 11/20/25

C: 11, 2x (last vs. Wyoming, 11/27/24)

3-POINT FIELD GOALS MADE

S: 2, 2x (last vs. SCSU, 11/25/25)

C: 6, vs. Wyoming, 11/27/24

FREE THROWS MADE

S: 4, vs. Prairie View A&M, 11/17/25

C: 10, vs. Pacific, 3/7/24

MISCELLANEOUS

	SEASON	CAREER
Led MU in Points	0	0
Led MU in Rebounds	1	1
Led MU in Assists	0	0
30+ Points	0	1
20+ Points	0	14
10+ Points	2	61
10+ Rebounds	1	20
5+ Assists	0	3
Double-Doubles	1	18

2025-26 GAME-BY-GAME STATISTICS

Opponent	GS	Min	FG	FGA	3FG	3FGA	FT	FTA	OFF	DEF	REB	PF	AST	TO	STL	BLK	PTS
at Notre Dame	*	28	2	4	1	2	2	2	4	2	6	1	1	0	0	0	7
vs. Kansas																	
ALABAMA STATE																	
BETHUNE-COOKMAN																	
vs. Illinois																	
FLORIDA																	
at Kentucky																	
at Ole Miss																	
AUBURN																	
at LSU																	
GEORGIA																	
OKLAHOMA																	
at Alabama																	
MISSISSIPPI STATE																	
at South Carolina																	
at Texas A&M																	
TEXAS																	
VANDERBILT																	
at Arkansas																	
TENNESSEE																	
at Mississippi State																	
at Oklahoma																	
ARKANSAS																	



15 SHAWN PHILLIPS JR.

@theeshawnphillips

Senior | Center | 7-0 | 245 | Dayton, Ohio | Arizona State

CAREER STATISTICS

Season	TM	GP-GS	Min/Avg	FG	FGA	FG%	3PM	3PA	3P%	FTM	FTA	FT%	O	D	REB	AVG	PF	FO	AST	TO	BLK	STL	PTS	AVG
22-23	LSU	20- 0	147/7.4	10	22	45.5	0	0	0.0	7	13	53.8	18	25	43	2.2	27	0	4	6	7	4	27	1.4
23-24	ASU	24-12	346/14.4	57	103	55.3	0	0	0.0	17	35	48.6	26	53	79	3.3	68	3	9	28	26	9	131	5.5
24-25	ASU	31-12	558/18.0	67	117	57.3	0	0	0.0	33	55	60.0	47	114	161	5.2	92	4	18	42	34	6	167	5.4
25-26	MIZ	6- 6	104/17.4	25	35	71.4	0	0	0.0	8	17	47.1	12	31	43	7.2	14	0	8	16	9	3	58	9.7
TOTAL		81-30	1155=14.3	159	277	57.4	0	0	0.0	65	120	54.2	103	223	326	4.0	201	7	39	92	76	22	383	4.7

2025-26 NOTES

- Leads Mizzou with 7.2 rebounds per game.
- Tallied a double-double in Mizzou's season-opening win – recording a team-best and career-high 16 points to go with 11 boards. He is the first Tiger to collect a double-double in his Mizzou debut since Ronnie DeGray in 2021 (Nov. 3).
- Started 12 of the final 13 games at Arizona State in 2024-25, tallying 7.8 points, 7.0 rebounds and 1.8 blocks per game.

PERSONAL

BIRTHDAY

April 13, 2004

SEASON & CAREER BESTS

POINTS

S: 17, vs. South Carolina St, 11/25/25

C: 17, vs. South Carolina St, 11/25/25

REBOUNDS

S: 13, vs. Prairie View A&M, 11/17/25

C: 14, vs. Kansas State, 3/11/25

ASSISTS

S: 3, vs. Cleveland State, 11/28/25

C: 3, 3x (last vs. Cleveland St, 11/28/25)

BLOCKED SHOTS

S: 3, 2x (last vs. Cleveland St, 11/28/25)

C: 4, vs Iowa State, 1/25/25

STEALS

S: 2, vs. SEMO, 11/7/25

C: 2, vs. SEMO, 11/7/25

MINUTES

S: 21, vs. SEMO, 11/7/25

C: 36, vs. BYU, 2/26/25

FIELD GOALS MADE

S: 8, at Howard, 11/3/25

C: 8, at Howard, 11/3/25

3-POINT FIELD GOALS MADE

S: n/a

C: n/a

FREE THROWS MADE

S: 3, vs. South Carolina St, 11/25/25

C: 5, vs. BYU, 2/26/25

MISCELLANEOUS

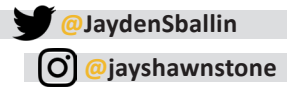
	SEASON	CAREER
Led MU in Points	2	2
Led MU in Rebounds	4	4
Led MU in Assists	0	0
20+ Points	0	0
10+ Points	3	13
10+ Rebounds	2	5
5+ Assists	0	0
Double-Doubles	2	5

2025-26 GAME-BY-GAME STATISTICS

Opponent	GS	Min	FG	FGA	3FG	3FGA	FT	FTA	OFF	DEF	REB	PF	AST	TO	STL	BLK	PTS
at Howard	*	20	8	9	0	0	0	2	2	9	11	3	0	6	0	0	16
SEMO	*	21	3	5	0	0	1	4	1	4	5	3	2	4	2	3	7
VMI																	
MINNESOTA	*	13	0	1	0	0	0	0	0	1	1	3	1	1	0	1	0
PRAIRIE VIEW A&M	*	19	5	10	0	0	2	4	3	10	13	1	1	2	0	0	12
SOUTH DAKOTA																	
SOUTH CAROLINA STATE	*	15	7	8	0	0	3	5	5	3	8	1	1	2	0	2	17
CLEVELAND STATE	*	16	2	2	0	0	2	2	1	4	5	3	3	1	1	3	6
at Notre Dame																	
vs. Kansas																	
ALABAMA STATE																	
BETHUNE-COOKMAN																	
vs. Illinois																	
FLORIDA																	
at Kentucky																	
at Ole Miss																	
AUBURN																	
at LSU																	
GEORGIA																	
OKLAHOMA																	
at Alabama																	
MISSISSIPPI STATE																	
at South Carolina																	
at Texas A&M																	
TEXAS																	
VANDERBILT																	
at Arkansas																	
TENNESSEE																	
at Mississippi State																	
at Oklahoma																	
ARKANSAS																	



17 JAYDEN STONE



Graduate | Guard | 6-4 | 185 | Perth, Australia | West Virginia

CAREER STATISTICS

Season	TM	GP-GS	Min/Avg	FG	FGA	FG%	3PM	3PA	3P%	FTM	FTA	FT%	O	D	REB	AVG	PF	FO	AST	TO	BLK	STL	PTS	AVG
20-21	GCU	15- 0	199/13.3	19	56	33.9	9	31	29.0	10	10	100.0	2	15	17	1.1	9	0	19	10	0	9	57	3.8
21-22	GCU	15- 0	128/8.5	14	28	50.0	4	12	33.3	13	18	72.2	7	17	24	1.6	8	0	6	6	0	2	45	3.0
22-23	UDM	13-13	408/31.4	62	126	49.2	27	52	51.9	30	35	85.7	9	60	69	5.3	20	0	28	16	1	8	181	13.9
23-24	UDM	26-25	934/35.9	188	445	42.2	62	199	31.2	104	131	79.4	23	122	145	5.6	45	0	69	66	7	40	542	20.8
25-26	MIZ	6- 0	151/25.2	29	46	63.0	10	24	41.7	12	15	80.0	5	22	27	4.5	8	0	16	7	1	7	80	13.3
TOTAL		75-38	1820/24.3	312	701	44.5	112	318	35.2	169	209	80.9	46	236	282	3.8	90	0	138	105	9	66	905	12.1

2025-26 NOTES

- Announced on Nov. 25 that he would be out 3-4 weeks with a hand injury.
- Also missed the 2024-25 season with West Virginia due to an injury.
- Tallied double figures in the first six games of the season – the first Tiger to do so in his first six career games at Mizzou since Jordan Clarkson in 2013-14.
- Ranked 22nd nationally in scoring during the 2023-24 campaign, averaging 20.8 points per game with Detroit Mercy.

PERSONAL

BIRTHDAY

November 10, 2000

CAREER AMBITIONS

Psychology field

SEASON & CAREER BESTS

POINTS

S: 16, vs. VMI, 11/9/25

C: 36, at Robert Morris, 1/17/24

REBOUNDS

S: 7, vs. VMI, 11/9/25

C: 12, vs. Rochester Christian, 11/8/22

ASSISTS

S: 5, 2x (last vs. PV A&M, 11/17/25)

C: 10, at Milwaukee, 1/25/24

BLOCKED SHOTS

S: 1, vs. SEMO, 11/7/25

C: 2, at Northern Kentucky, 2/10/24

STEALS

S: 2, 2x (last vs. S Dakota, 11/20/25)

C: 6, vs. Ball State, 12/6/23

MINUTES

S: 28, vs. Prairie View A&M, 11/17/25

C: 49, at Robert Morris, 1/17/24

FIELD GOALS MADE

S: 7, vs. VMI, 11/9/25

C: 12, 2x (last at Robert Morris, 1/17/24)

3-POINT FIELD GOALS MADE

S: 3, at Howard, 11/3/25

C: 6, at Northern Kentucky, 1/8/23

FREE THROWS MADE

S: 5, vs. South Dakota, 11/20/25

C: 8, 5x (last vs PFW, 2/17/24)

MISCELLANEOUS

	SEASON	CAREER
Led MU in Points	0	0
Led MU in Rebounds	0	0
Led MU in Assists	1	1
30+ Points	0	3
20+ Points	0	20
10+ Points	6	38
10+ Rebounds	0	2
5+ Assists	2	5
Double-Doubles	0	3

2025-26 GAME-BY-GAME STATISTICS

Opponent	GS	Min	FG	FGA	3FG	3FGA	FT	FTA	OFF	DEF	REB	PF	AST	TO	STL	BLK	PTS
at Howard		27	5	7	3	4	0	0	0	5	5	1	3	3	1	0	13
SEMO		27	5	9	3	7	1	2	1	1	2	2	2	1	0	1	14
VMI		22	7	10	0	2	2	2	3	4	7	2	5	1	1	0	16
MINNESOTA		23	4	7	1	4	4	5	0	3	3	1	0	0	2	0	13
PRAIRIE VIEW A&M		28	5	8	2	4	0	0	1	3	4	2	5	1	1	0	12
SOUTH DAKOTA		24	3	5	1	3	5	6	0	6	6	0	1	1	2	0	12
SOUTH CAROLINA STATE											Did Not Play						
CLEVELAND STATE											Did Not Play						
at Notre Dame																	
vs. Kansas																	
ALABAMA STATE																	
BETHUNE-COOKMAN																	
vs. Illinois																	
FLORIDA																	
at Kentucky																	
at Ole Miss																	
AUBURN																	
at LSU																	
GEORGIA																	
OKLAHOMA																	
at Alabama																	
MISSISSIPPI STATE																	
at South Carolina																	
at Texas A&M																	
TEXAS																	
VANDERBILT																	
at Arkansas																	
TENNESSEE																	
at Mississippi State																	
at Oklahoma																	
ARKANSAS																	



24 NICHOLAS RANDALL

@24_butta

@24_.butta

Freshman | Guard / Forward | 6-9 | 240 | St. Louis, Mo. | AZ Compass Prep

CAREER STATISTICS

Season	TM	GP-GS	Min/Avg	FG	FGA	FG%	3PM	3PA	3P%	FTM	FTA	FT%	O	D	REB	AVG	PF	FO	AST	TO	BLK	STL	PTS	AVG
25-26	MIZ	6-0	30/5.1	3	4	75.0	0	1	0.0	2	3	66.7	2	2	4	0.7	6	1	2	2	0	2	8	1.3

2025-26 NOTES

- One of two freshmen on the roster in 2025-26.
- Ranked as high as the nation's No. 78 player by ESPN.

PERSONAL

BIRTHDAY

December 29, 2006

CAREER AMBITIONS

Stay in basketball, possibly as a coach or broadcaster

CAREER BESTS

POINTS

3, vs. VMI, 11/9/25

REBOUNDS

1, 4x (last vs. S Carolina St, 11/25/25)

ASSISTS

1, 2x (last vs. S Carolina St, 11/25/25)

BLOCKED SHOTS

n/a

STEALS

1, 2x (last vs. PV A&M, 11/17/25)

MINUTES

7, vs. South Dakota, 11/20/25

FIELD GOALS MADE

1, 3x (last vs. S Carolina St, 11/25/25)

3-POINT FIELD GOALS MADE

n/a

FREE THROWS MADE

1, 2x (last vs. Cleveland St, 11/28/25)

MISCELLANEOUS

	SEASON	CAREER
Led MU in Points	0	0
Led MU in Rebounds	0	0
Led MU in Assists	0	0
20+ Points	0	0
10+ Points	0	0
10+ Rebounds	0	0
5+ Assists	0	0
Double-Doubles	0	0

2025-26 GAME-BY-GAME STATISTICS

Opponent	GS	Min	FG	FGA	3FG	3FGA	FT	FTA	OFF	DEF	REB	PF	AST	TO	STL	BLK	PTS
at Howard																	
SEMO																	
VMI	6	1	1	0	0	0	1	1	0	1	1	0	0	0	1	0	3
MINNESOTA	6	0	0	0	0	0	0	0	1	0	1	1	0	0	0	0	0
PRAIRIE VIEW A&M	4	0	0	0	0	0	0	0	0	0	0	5	1	2	1	0	0
SOUTH DAKOTA	7	1	1	0	0	0	0	0	0	1	1	0	0	0	0	0	2
SOUTH CAROLINA STATE	5	1	1	0	0	0	0	0	1	0	1	0	1	0	0	0	2
CLEVELAND STATE	3	0	1	0	1	0	1	2	0	0	0	0	0	0	0	0	1
at Notre Dame																	
vs. Kansas																	
ALABAMA STATE																	
BETHUNE-COOKMAN																	
vs. Illinois																	
FLORIDA																	
at Kentucky																	
at Ole Miss																	
AUBURN																	
at LSU																	
GEORGIA																	
OKLAHOMA																	
at Alabama																	
MISSISSIPPI STATE																	
at South Carolina																	
at Texas A&M																	
TEXAS																	
VANDERBILT																	
at Arkansas																	
TENNESSEE																	
at Mississippi State																	
at Oklahoma																	
ARKANSAS																	



25 MARK MITCHELL



@Mark_mitchell25



@mark.mitchell25

Senior | Guard / Forward | 6-9 | 230 | Kansas City, Kan. | Duke

CAREER STATISTICS

Season	TM	GP-GS	Min/Avg	FG	FGA	FG%	3PM	3PA	3P%	FTM	FTA	FT%	O	D	REB	AVG	PF	FO	AST	TO	BLK	STL	PTS	AVG
22-23	DUKE	35-35	948/27.1	114	243	46.9	19	54	35.2	71	93	76.3	47	111	158	4.5	35	0	42	46	18	22	318	9.1
23-24	DUKE	33-32	945/28.6	136	252	54.0	11	40	27.5	99	159	62.3	74	123	197	6.0	54	1	36	38	24	26	382	11.6
24-25	MIZ	33-33	917/27.8	152	301	50.5	13	50	26.0	142	212	67.0	47	107	154	4.7	54	0	64	53	25	32	459	13.9
25-26	MIZ	8-8	235/29.4	47	73	64.4	0	6	0.0	43	62	69.4	18	32	50	6.3	10	0	28	20	3	4	137	17.1
TOTAL		109-108	3045/27.9	449	869	51.7	43	150	28.7	355	526	67.5	186	373	559	5.1	153	1	170	157	70	84	1296	11.9

CAREER HONORS

- 2025-26 Oscar Robertson Trophy Preseason Watch List
- 2025-26 Preseason All-SEC Second Team (Media & Coaches)
- 2024-25 NABC All-Central District Second Team
- 2024-25 All-SEC Second Team (Media)
- 2024-25 All-SEC Third Team (Coaches)

2025-26 NOTES

- Team captain.
- Named to the Oscar Robertson Trophy Preseason Watch List and Preseason All-SEC Second Team.
- Leads Mizzou in scoring and assists, while ranking second in rebounding.
- Only player in the nation averaging 17 points, six rebounds and three assists, while shooting 60 percent.
- Ranked 18th nationally with 62 free-throw attempts in 2025-26.
- Tallied 29 points on just 14 field-goal attempts (shooting 12-of-14 overall) versus Southeast Missouri. He is the first Tiger to score 29 points, while shooting at least 85 percent in the last 20 seasons (Nov. 7).
- Added his second-straight 20-plus point game to go with his first double-double as a Tiger with 24 points and 10 boards against VMI (Nov. 9).
- Led Mizzou with 13.9 points in 2024-25 – his 13.9 average is the highest by a returning Tiger since 2011-12.
- One of 14 players in the nation to total 450 points, 150 rebounds, 60 assists, 30 steals and 25 blocks last season.

2025-26 GAME-BY-GAME STATISTICS

Opponent	GS	Min	FG	FGA	3FG	3FGA	FT	FTA	OFF	DEF	REB	PF	AST	TO	STL	BLK	PTS
at Howard	*	25	4	6	0	0	1	4	4	2	6	4	2	1	1	0	9
SEMO	*	31	12	14	0	0	5	11	2	3	5	1	3	6	1	1	29
VMI	*	33	7	13	0	1	10	13	1	9	10	1	3	2	1	1	24
MINNESOTA	*	36	6	11	0	3	6	8	0	6	6	1	6	3	0	0	18
PRAIRIE VIEW A&M	*	27	3	5	0	0	4	5	3	2	5	1	2	2	0	1	10
SOUTH DAKOTA	*	28	7	12	0	0	8	11	2	3	5	1	2	4	1	0	22
SOUTH CAROLINA STATE	*	26	5	8	0	1	5	6	4	3	7	0	6	1	0	0	15
CLEVELAND STATE	*	30	3	4	0	1	4	4	2	4	6	1	4	1	0	0	10
at Notre Dame																	
vs. Kansas																	
ALABAMA STATE																	
BETHUNE-COOKMAN																	
vs. Illinois																	
FLORIDA																	
at Kentucky																	
at Ole Miss																	
AUBURN																	
at LSU																	
GEORGIA																	
OKLAHOMA																	
at Alabama																	
MISSISSIPPI STATE																	
at South Carolina																	
at Texas A&M																	
TEXAS																	
VANDERBILT																	
at Arkansas																	
TENNESSEE																	
at Mississippi State																	
at Oklahoma																	
ARKANSAS																	

PERSONAL

BIRTHDAY

September 1, 2003

CAREER AMBITIONS

Sports Agent

SEASON & CAREER BESTS

POINTS

S: 29, vs. SEMO, 11/7/25

C: 31, vs. Alabama, 2/19/25

REBOUNDS

S: 10, vs. VMI, 11/9/25

C: 14, at Notre Dame, 1/6/24

ASSISTS

S: 6, 2x (last vs. SCSU, 11/25/25)

C: 6, 3x (last vs. SCSU, 11/25/25)

BLOCKED SHOTS

S: 1, 3x (last vs. PV A&M, 11/17/25)

C: 3, 4x (last vs. Jax State, 12/17/24)

STEALS

S: 1, 4x (last vs. S Dakota, 11/20/25)

C: 5, vs. MVSU, 11/14/24

MINUTES

S: 36, vs. Minnesota, 11/12/25

C: 41, at Vanderbilt, 3/1/25

FIELD GOALS MADE

S: 12, vs. SEMO, 11/7/25

C: 12, vs. SEMO, 11/7/25

3-POINT FIELD GOALS MADE

S: n/a

C: 2, 10x (last vs. Kentucky, 3/8/25)

FREE THROWS MADE

S: 10, vs. VMI, 11/9/25

C: 13, vs. Oklahoma, 2/12/25

MISCELLANEOUS

SEASON CAREER

Led MU in Points	4	13
Led MU in Rebounds	2	15
Led MU in Assists	4	9
30+ Points	0	1
20+ Points	3	14
10+ Points	7	67
10+ Rebounds	1	4
5+ Assists	2	5
Double-Doubles	1	4



35 JACOB CREWS

 @JacobCrews0

 @j_crews35

Graduate | Guard / Forward | 6-8 | 215 | Hilliard, Fla. | UT Martin

CAREER STATISTICS

Season	TM	GP-GS	Min/Avg	FG	FGA	FG%	3PM	3PA	3P%	FTM	FTA	FT%	O	D	REB	AVG	PF	FO	AST	TO	BLK	STL	PTS	AVG
20-21	UNF	22- 3	291/13.2	34	108	31.5	25	83	30.1	7	8	87.5	11	31	42	1.9	16	0	6	13	5	7	100	4.5
21-22	UNF	9- 0	97/10.8	8	36	22.2	6	28	21.4	1	2	50.0	5	11	16	1.8	4	0	5	9	3	1	23	2.6
23-24	UTM	32-32	1066/33.3	206	425	48.5	89	215	41.4	111	136	81.6	65	198	263	8.2	49	0	34	42	15	26	612	19.1
24-25	MIZ	33- 0	426/12.9	65	172	37.8	40	119	33.6	14	19	73.7	24	45	69	2.1	32	0	11	8	3	10	184	5.6
25-26	MIZ	8- 0	169/21.1	35	65	53.8	20	41	48.8	15	18	83.3	14	31	45	5.6	11	0	3	6	2	5	105	13.1
TOTAL		104-35	2050/19.7	348	806	43.2	180	486	37.0	148	183	80.9	119	316	435	4.2	112	0	59	78	28	49	1024	9.8

PERSONAL

BIRTHDAY

July 17, 2000

CAREER AMBITIONS

Sales – cars or real estate

SEASON & CAREER BESTS

POINTS

S: 20, 2x (last vs. Cleveland St, 11/28/25)

C: 35, vs. Little Rock, 1/13/24

REBOUNDS

S: 8, 3x (last vs. Cleveland St, 11/28/25)

C: 17, vs. Brescia, 11/13/23

ASSISTS

S: 1, 3x (last vs. SCSU, 11/25/25)

C: 3, at McNeese State, 12/2/23

BLOCKED SHOTS

S: 1, 2x (last vs. Cleveland St, 11/28/25)

C: 2, 5x (last vs. Morehead St, 3/8/24)

STEALS

S: 2, vs. South Dakota, 11/20/25

C: 4, vs. North Alabama, 11/22/23

MINUTES

S: 28, vs. Cleveland State, 11/28/25

C: 40, vs. Morehead State, 3/8/24

FIELD GOALS MADE

S: 7, 2x (last vs. Cleveland St, 11/28/25)

C: 11, 2x (last vs. Morehead St, 2/17/24)

3-POINT FIELD GOALS MADE

S: 4, 3x (last vs. Cleveland St, 11/28/25)

C: 6, 2x (last vs. Jax State, 12/17/24)

FREE THROWS MADE

S: 4, vs. South Dakota, 11/20/25

C: 13, vs. Little Rock, 1/13/24

MISCELLANEOUS

	SEASON	CAREER
Led MU in Points	2	3
Led MU in Rebounds	3	3
Led MU in Assists	0	0
30+ Points	0	4
20+ Points	2	18
10+ Points	6	43
10+ Rebounds	0	9
5+ Assists	0	0
Double-Doubles	0	9

CAREER HONORS

- 2023-24 All-Ohio Valley Conference
- 2023-24 Ohio Valley Conference All-Newcomer Team
- 2023-24 NABC All-District First Team

2025-26 NOTES

- Ranks 27th nationally with a 3-point percentage of 48.8.
- Tallied 20 points in a wins versus Prairie View A&M (Nov. 17) and Cleveland State (Nov. 28) – his most in a Mizzou uniform.
- Scored his 1,000th career point on Tuesday versus South Carolina State (Nov. 25).
- Tallied 7.8 points in the final 14 games of the 2024-25 season, shooting 38.9 percent from 3-point range.

2025-26 GAME-BY-GAME STATISTICS

Opponent	GS	Min	FG	FGA	3FG	3FGA	FT	FTA	OFF	DEF	REB	PF	AST	TO	STL	BLK	PTS
at Howard	12	4	7	2	3	0	0	2	1	3	0	0	0	0	0	1	10
SEMO	19	1	3	1	3	2	2	1	4	5	3	0	0	0	1	0	5
VMI	14	5	8	2	4	2	3	1	5	6	0	0	0	0	0	0	14
MINNESOTA	27	5	8	4	6	0	0	0	8	8	1	1	1	0	0	0	14
PRAIRIE VIEW A&M	24	7	10	4	5	2	3	4	4	8	1	0	1	0	0	0	20
SOUTH DAKOTA	21	4	7	3	5	4	4	1	1	2	3	1	1	1	2	0	15
SOUTH CAROLINA STATE	23	2	7	0	5	3	4	1	4	5	2	1	1	1	1	0	7
CLEVELAND STATE	28	7	15	4	10	2	2	4	4	8	1	0	2	1	1	1	20
at Notre Dame																	
vs. Kansas																	
ALABAMA STATE																	
BETHUNE-COOKMAN																	
vs. Illinois																	
FLORIDA																	
at Kentucky																	
at Ole Miss																	
AUBURN																	
at LSU																	
GEORGIA																	
OKLAHOMA																	
at Alabama																	
MISSISSIPPI STATE																	
at South Carolina																	
at Texas A&M																	
TEXAS																	
VANDERBILT																	
at Arkansas																	
TENNESSEE																	
at Mississippi State																	
at Oklahoma																	
ARKANSAS																	



45 LUKE NORTHWEATHER

@l_northweather
@luke.northweather

Junior | Forward | 6-11 | 235 | Jefferson City, Mo. | Oklahoma

CAREER STATISTICS

Season	TM	GP-GS	Min/Avg	FG	FGA	FG%	3PM	3PA	3P%	FTM	FTA	FT%	O	D	REB	AVG	PF	FO	AST	TO	BLK	STL	PTS	AVG
23-24	OKLA	25-0	214/8.6	17	42	40.5	8	30	26.7	9	11	81.8	11	27	38	1.5	21	0	11	9	8	3	51	2.0
24-25	OKLA	30-0	340/11.3	27	63	42.9	17	50	34.0	10	14	71.4	7	37	44	1.5	34	0	11	3	7	2	81	2.7
25-26	MIZ	8-2	152/19.0	1	427	51.9	11	19	57.9	4	6	66.7	11	23	34	4.3	13	0	9	4	3	5	43	5.4
TOTAL		63-2	706/11.2	58	132	43.9	36	99	36.4	23	31	74.2	29	87	116	1.8	68	0	31	16	18	10	175	2.8

2025-26 NOTES

- Scored in double figures for the first time at Mizzou with 10 points in his last game versus Cleveland State (Nov. 28).
- Collected a season-best 10 rebounds in his first career start in Mizzou's versus VMI (Nov. 9).
- Matched career highs with two made 3-pointers and 23 minutes played in the season opener versus Howard (Nov. 3).

PERSONAL

BIRTHDAY

August 28, 2003

CAREER AMBITIONS

Financial advisor or analyst

SEASON & CAREER BESTS

POINTS

S: 7, at Howard, 11/3/25

C: 10, 2x (last at Texas 3/8/25)

REBOUNDS

S: 10, vs. VMI, 11/9/25

C: 10, vs. VMI, 11/9/25

ASSISTS

S: 3, vs. VMI, 11/9/25

C: 3, 3x (last vs. VMI, 11/9/25)

BLOCKED SHOTS

S: 1, 2x (last vs. SEMO, 11/7/25)

C: 2, 2x (last vs. Arizona, 11/28/24)

STEALS

S: 2, 2x (last vs. VMI, 11/9/25)

C: 2, 2x (last vs. VMI, 11/9/25)

MINUTES

S: 26, vs. VMI, 11/9/25

C: 26, vs. VMI, 11/9/25

FIELD GOALS MADE

S: 2, 2x (last vs. Minnesota, 11/12/25)

C: 4, at Texas, 3/8/25

3-POINT FIELD GOALS MADE

S: 2, 2x (last vs. Minnesota, 11/12/25)

C: 2, 6x (last at Howard, 11/3/25)

FREE THROWS MADE

S: 2, vs. SEMO, 11/7/25

C: 3, at Arkansas, 1/25/25

MISCELLANEOUS

	SEASON	CAREER
Led MU in Points	0	0
Led MU in Rebounds	1	1
Led MU in Assists	0	0
20+ Points	0	0
10+ Points	1	3
10+ Rebounds	1	1
5+ Assists	0	0
Double-Doubles	0	0

2025-26 GAME-BY-GAME STATISTICS

Opponent	GS	Min	FG	FGA	3FG	3FGA	FT	FTA	OFF	DEF	REB	PF	AST	TO	STL	BLK	PTS
at Howard		23	2	5	2	3	1	2	0	5	5	1	2	1	0	1	7
SEMO		19	1	2	1	2	2	2	1	1	2	1	1	1	2	1	5
VMI	*	26	1	4	1	3	0	0	5	5	10	3	3	0	2	0	3
MINNESOTA		21	2	2	2	2	0	0	0	1	1	4	0	0	1	0	6
PRAIRIE VIEW A&M		16	1	2	1	2	1	2	0	6	6	2	1	0	0	0	4
SOUTH DAKOTA	*	20	1	3	1	1	0	0	2	0	2	2	2	1	0	0	3
SOUTH CAROLINA STATE		13	2	2	1	1	0	0	1	1	2	0	0	0	0	0	5
CLEVELAND STATE		15	4	7	2	5	0	0	2	4	6	0	0	1	0	1	10
at Notre Dame																	
vs. Kansas																	
ALABAMA STATE																	
BETHUNE-COOKMAN																	
vs. Illinois																	
FLORIDA																	
at Kentucky																	
at Ole Miss																	
AUBURN																	
at LSU																	
GEORGIA																	
OKLAHOMA																	
at Alabama																	
MISSISSIPPI STATE																	
at South Carolina																	
at Texas A&M																	
TEXAS																	
VANDERBILT																	
at Arkansas																	
TENNESSEE																	
at Mississippi State																	
at Oklahoma																	
ARKANSAS																	

Game Records

Record	Overall	Home	Away	Neutral
ALL GAMES	8-0	7-0	1-0	0-0
CONFERENCE	0-0	0-0	0-0	0-0
NON-CONFERENCE	8-0	7-0	1-0	0-0

Score by Periods

Team	1st	2nd	OT	TOT
Missouri	373	370	0	743
Opponents	270	275	0	545

Team Box Score

No.	Player				Total		3-Point		F-Throw		Rebounds											
		GP-GS	MIN	AVG	FG-FGA	FG%	3FG-3FGA	3FG%	FT-FTA	FT%	OFF	DEF	TOT	AVG	PF	DQ	A	TO	BLK	STL	PTS	AVG
25	MITCHELL, Mark	8-8	235:25	29.4	47-73	.644	0-6	.000	43-62	.694	18	32	50	6.3	10	0	28	20	3	4	137	17.1
17	STONE, Jayden	6-0	151:16	25.2	29-46	.630	10-24	.417	12-15	.800	5	22	27	4.5	8	0	16	7	1	7	80	13.3
35	CREWS, Jacob	8-0	168:53	21.1	35-65	.538	20-41	.488	15-18	.833	14	31	45	5.6	11	0	3	6	2	5	105	13.1
12	MACK, Sebastian	8-8	188:12	23.5	33-79	.418	5-22	.227	14-21	.667	3	12	15	1.9	14	0	8	12	1	11	85	10.6
0	ROBINSON II, Anthony	8-8	224:29	28.1	25-58	.431	11-25	.440	24-34	.706	4	18	22	2.8	25	0	23	13	2	17	85	10.6
15	PHILLIPS JR., Shawn	6-6	104:29	17.4	25-35	.714	0-0	.000	8-17	.471	12	31	43	7.2	14	0	8	16	9	3	58	9.7
6	BOATENG, Annor	3-0	44:26	14.8	8-16	.500	3-8	.375	6-8	.750	2	5	7	2.3	5	0	2	5	1	1	25	8.3
14	PORTER, Jevon	8-8	165:03	20.6	24-45	.533	6-22	.273	10-13	.769	14	28	42	5.3	16	0	15	8	1	7	64	8.0
5	BARRETT, T.O.	8-0	118:55	14.9	20-28	.714	2-6	.333	4-6	.667	8	7	15	1.9	17	0	18	13	1	8	46	5.8
45	NORTHWEATHER, Luke	8-2	151:38	19.0	14-27	.519	11-19	.579	4-6	.667	11	23	34	4.3	13	0	9	4	3	5	43	5.4
7	BURNS, Trent	2-0	16:51	8.4	3-3	1.000	0-0	.000	1-2	.500	0	5	5	2.5	3	0	2	3	2	0	7	3.5
24	RANDALL, Nicholas	6-0	30:24	5.1	3-4	.750	0-1	.000	2-3	.667	2	2	4	0.7	6	1	2	2	0	2	8	1.3
Team											13	10	23					2				
Total		8	1600		266-479	.555	68-174	.391	143-205	.698	106	226	332	41.5	142	1	134	111	26	70	743	92.9
Opponents		8	1600		183-473	.387	75-226	.332	104-149	.698	82	142	224	28.0	162	5	93	112	16	54	545	68.1

Team Statistics

	MO	OPP
Scoring	743	545
Points per game	92.9	68.1
Scoring margin	+24.8	-
Field goals-att	266-479	183-473
Field goal pct	.555	.387
3 point fg-att	68-174	75-226
3-point FG pct	.391	.332
3-pt FG made per game	8.5	9.4
Free throws-att	143-205	104-149
Free throw pct	.698	.698
F-Throws made per game	17.9	13.0
Rebounds	332	224
Rebounds per game	41.5	28.0
Rebounding margin	+13.5	-
Assists	134	93
Assists per game	16.8	11.6
Turnovers	111	112
Turnovers per game	13.9	14.0
Turnover margin	+0.1	-
Assist/turnover ratio	1.2	0.8
Steals	70	54
Steals per game	8.8	6.8
Blocks	26	16
Blocks per game	3.3	2.0
Winning streak	8	-
Home win streak	7	-
Attendance	61241	2312
Home games-Avg/Game	7-8749	1-2312
Neutral site-Avg/Game	-	0-0

Team Results

Date	Opponent		Score	Att.
11/03/2025	at Howard	W	88-67	2312
11/07/2025	Southeast Mo. St.	W	89-84	11314
11/09/2025	VMI	W	106-68	7986
11/12/2025	Minnesota	W	83-60	8969
11/17/2025	Prairie View	W	91-73	7595
11/20/2025	South Dakota	W	102-68	8027
11/25/2025	South Carolina St.	W	98-66	7887
11/28/2025	Cleveland St.	W	86-59	9463

TEAM STATS	POINTS	FG PCT	3PM/G	3FG PCT	FTM/G	FT PCT	REBS	ASSTS	T/O	PTS AGNT	FG PCT D	3P PCT D	BLKS	STLS
	92.9	55.5	8.5	39.1	17.9	69.8	41.5	16.8	13.9	68.1	38.7	33.2	3.3	8.8
SEC RANK	6	1	10	2	9	15	7	9	15	4	5	13	14	5



0 // ANTHONY ROBINSON II // JR

POINTS	STL	FG PCT	3P PCT	FT PCT
10.6	2.1	43.1	44.0	70.6
CAREER BESTS PTS: 29 • REBS: 11 • ASST: 8 • STL: 6 • BLK: 2				

Team captain • SEC All-Defensive Team honoree – only returner from last season • Leads MU with 2.1 steals and is second with 2.9 assists • Shooting a career-best 44.0 percent from 3-point range.



1 // AARON ROWE // FR

POINTS	ASST	FG PCT	3P PCT	FT PCT
0.0	0.0	0.0	0.0	0.0
CAREER BESTS PTS: 0 • REBS: 0 • ASST: 0 • STL: 0 • BLK: 0				

Ranked as high as the nation's No. 53 recruit • Three-time all-state honoree.



5 // T.O BARRETT // SO

POINTS	ASST	FG PCT	3P PCT	FT PCT
5.8	2.0	71.4	33.3	66.7
CAREER BESTS PTS: 11 • REBS: 3 • ASST: 4 • STL: 3 • BLK: 1				

Appeared in 19 games as a rookie in 2024-25 • Scored a career-best 11 points last Tuesday versus South Carolina State.



6 // ANNOR BOATENG // SO

POINTS	REBS	FG PCT	3P PCT	FT PCT
8.3	2.3	50.0	37.5	75.0
CAREER BESTS PTS: 12 • REBS: 5 • ASST: 1 • STL: 2 • BLK: 1				

Scored in double figures the last two games – just the second and third times doing so in his career • Tallied a career-best 12 points last Tuesday versus South Carolina State.



7 // TRENT BURNS // R-FR

POINTS	REBS	FG PCT	3P PCT	FT PCT
3.5	2.5	100.0	0.0	50.0
CAREER BESTS PTS: 7 • REBS: 3 • ASST: 1 • STL: 0 • BLK: 1				

Missed first six games with an injury • Made his collegiate debut last Tuesday with seven points, three boards and one block versus South Carolina State.



11 // TRENT PIERCE // JR

POINTS	REBS	FG PCT	3P PCT	FT PCT
0.0	0.0	0.0	0.0	0.0
CAREER BESTS PTS: 24 • REBS: 8 • ASST: 5 • STL: 3 • BLK: 1				

Missed first eight games with an injury • Increased his shooting percentage by 12.4 percent last season and his 3-point mark by 15.8 percent.



12 // SEBASTIAN MACK // JR

POINTS	REBS	FG PCT	3P PCT	FT PCT
10.6	1.9	41.8	22.7	66.7
CAREER BESTS PTS: 27 • REBS: 7 • ASST: 6 • STL: 5 • BLK: 1				

Averaged 10.8 points in two seasons at UCLA • Led the Bruins in free throws in both of his seasons – making a combined 226.



14 // JEVON PORTER // SR

POINTS	REBS	FG PCT	3P PCT	FT PCT
8.0	5.3	53.3	27.3	76.9
CAREER BESTS PTS: 30 • REBS: 14 • ASST: 9 • STL: 5 • BLK: 4				

Recorded his first double-double as a Tiger on Nov. 20 with 19 points (shooting 9-of-9) and 12 rebounds • Brother, Michael, currently plays for the Nets.



15 // SHAWN PHILLIPS JR. // SR

POINTS	REBS	FG PCT	3P PCT	FT PCT
9.7	7.2	71.4	0.0	47.1
CAREER BESTS PTS: 17 • REBS: 14 • ASST: 3 • STL: 2 • BLK: 4				

First on Mizzou with 7.2 rebounds • Led Mizzou with 16 points and 11 boards in opener • First Tiger to record double-double in Mizzou debut in four years.



17 // JAYDEN STONE // GR

POINTS	REBS	FG PCT	3P PCT	FT PCT
13.3	4.5	63.0	41.7	80.0
CAREER BESTS PTS: 36 • REBS: 12 • ASST: 10 • STL: 6 • BLK: 2				


Announced on Nov. 25 that he is out 3-4 weeks with a hand injury • First Tiger to score in double figures in his first six games at Mizzou since 2013.



24 // NICHOLAS RANDALL // FR

POINTS	REBS	FG PCT	3P PCT	FT PCT
1.3	0.7	75.0	0.0	66.7
CAREER BESTS PTS: 3 • REBS: 1 • ASST: 1 • STL: 1 • BLK: 0				

Ranked as high as the No. 78 recruit • Helped Vashon High School to three state titles • 2024 Missouri High School Player of the Year.



25 // MARK MITCHELL // SR

POINTS	REBS	FG PCT	3P PCT	FT PCT
17.1	6.3	64.4	0.0	69.4
CAREER BESTS PTS: 31 • REBS: 14 • ASST: 6 • STL: 5 • BLK: 3				


Team captain • Named to Oscar Robertson Trophy Preseason Watch List • Only player nationally averaging 17 points, six rebounds and three assists, while shooting 60 percent.



35 // JACOB CREWS // GR

POINTS	REBS	FG PCT	3P PCT	FT PCT
13.1	5.6	53.8	48.8	83.3
CAREER BESTS PTS: 35 • REBS: 17 • ASST: 3 • STL: 4 • BLK: 2				

Scored his 1,000th career point on Tuesday • Leads Mizzou with 20 made triples, while ranking 27th nationally with his 48.8 percent 3-point mark.



45 // LUKE NORTHWEATHER // JR

POINTS	REBS	FG PCT	3P PCT	FT PCT
5.4	4.3	51.9	57.9	66.7
CAREER BESTS PTS: 10 • REBS: 10 • ASST: 3 • STL: 2 • BLK: 2				

Scored in double figures on Thursday, reaching the mark for the first time as a Tiger • Collected a career-best 10 rebounds versus VMI, his first collegiate start.