



MEN'S BASKETBALL

2025-26 Season | Game 12

**FIGHTING
IRISH MEDIA**
PRIMARY MEN'S
BASKETBALL CONTACT

SECONDARY
CONTACT

Josh Bates
jbates2@nd.edu
574-310-9954

Aly Prigge
aprigge@nd.edu
419-591-9329



NOTRE DAME (8-3)
vs **EVANSVILLE (4-6)**

SATURDAY, DEC. 13

South Bend, IN | 2 pm ET

Purcell Pavilion (9,149)

TV Broadcast ACCN

TV Crew Doug Sherman
Chris Spatola

Radio 960 WSBT-AM

Radio Crew Tony Simeone
Scott Martin

Live Stats Statbroadcast

Social @ndmbb

Head Coaches

NOTRE DAME
MICAH SHREWSBERRY

Record at School:
36-41 (3rd Year)

Overall Record:
73-72 (5th Year)

EVANSVILLE
DAVID RAGLAND

Record at School:
37-72 (4th)

Overall Record:
Same

The Series

OVERALL

Record: ND leads, 6-4
Streak: W2
Last Meeting: W, 58-49, on
11/10/12 in South Bend

HOME

Record: Leads 5-0
Streak: W5
Last: Same

2025-26 Schedule

Overall: 8-3

Home: 6-0; Away 1-1; Neutral 1-2

Date	Opponent	TV	Time/Result
11/3	LIU	ACCNX	W, 89-67
11/7	Detroit Mercy	ACCNX	W, 102-70
11/11	Eastern Illinois	ACCNX	W, 78-58
11/16	@ Ohio St	FS1	L, 63-64
11/19	Bellarmine	ACCNX	W, 86-79
11/24	vs. (RV/RV) Kansas#	TNT	L, 61-71
11/25	vs. Rutgers#	TNT	W, 68-63
11/26	vs. #3/2 Houston#	TNT	L, 56-66
12/2	(RV/RV) Missouri%	ESPNU	W, 76-71
12/5	@ TCU	ESPN+	W, 87-85 OT
12/10	Idaho	ACCNX	W, 80-65
12/13	Evansville	ACCN	2 pm
12/21	Purdue Fort Wayne	ACCNX	Noon
12/30	@ Stanford*	ESPN2	9 pm
1/2	@ Cal*	ESPN2	11 pm
1/10	Clemson*	ESPN2/U	6 pm
1/13	Miami*	ESPN2/U	7 pm
1/17	@ Virginia Tech*	ACCN	Noon
1/21	@ North Carolina*	ESPN2	7 pm
1/24	Boston College*	ACCN	6 pm
1/27	Virginia*	ESPN/2/U	7 pm
1/31	@ Syracuse*	The CW	6 pm
2/4	@ Louisville*	ESPN2/U	7 pm
2/7	Florida St*	ACCN	4 pm
2/10	@ SMU*	ACCN	7 pm
2/14	Georgia Tech*	The CW	Noon
2/21	@ Pitt*	ACCN	2 pm
2/24	Duke*	ESPN/2/U	7 pm
2/28	NC State*	The CW	Noon
3/4	Stanford*	ESPNU	9 pm
3/7	@ Boston College*	ESPNU	Noon
3/10-14	ACC Tournament^		

* - Atlantic Coast Conference game

- Players Era Festival (MGM Grand Garden Arena in Las Vegas)

% - ACC/SEC Challenge

^ - ACC Tournament (Spectrum Center in Charlotte)

TEAMS BY THE NUMBERS (2025-26)

NOTRE DAME		EVANSVILLE
76.9	Scoring Offense	70.1
69.0	Scoring Defense	71.6
+7.9	Scoring Margin	-1.5
.478	FG%	.429
.420	FG% Defense	.429
.375	3FG%	.301
.336	3FG% Defense	.350
8.8	3FG Made/Game	7.1
.703	FT%	.698
37.2	Rebounds	33.6
+6.7	Rebound Margin	-1.4
13.6	Assists	14.2
11.6	Turnovers	12.7
-1.1	Turnover Margin	+0.5
4.6	Steals	5.7
2.0	Blocks	3.9



2025-26 Notre Dame Men's Basketball TEAM INFORMATION

NOTRE DAME ROSTER

No.	Name	Pos.	Height	Year	Eligibility	Hometown	Previous School
0	Brady Stevens	G	6-4	So.	Fr.	Boston, MA	Wellesley High
2	Logan Imes	G	6-4	Jr.	Jr.	Zionsville, IN	Zionsville
3	Markus Burton	G	6-0	Jr.	Jr.	Mishawaka, IN	Penn
5	Cole Certa	G	6-5	So.	So.	Le Roy, IL	IMG Academy
6	Brady Koehler	F	6-10	Fr.	Fr.	Fishers, IN	Cathedral High
7	Ryder Frost	F	6-7	Fr.	Fr.	Beverly, MA	Phillips Exeter Academy
10	Jalan Haralson	G	6-7	Fr.	Fr.	Anderson, IN	La Lumiere
11	Braeden Shrewsberry	G	6-4	Jr.	Jr.	Granger, IN	State College Area High
12	Garrett Sundra	F	6-11	So.	So.	Ashburn, VA	Paul VI Catholic
13	Sir Mohammed	G	6-6	So.	So.	Charlotte, NC	Myers Park
14	Kebba Njie	F	6-10	Sr.	Sr.	Centerville, OH	La Lumiere / Penn St
15	Tommy Ahneman	C	6-11	Fr.	Fr.	Fargo, ND	Cretin-Derham Hall
22	Luke Devine	F	6-7	Fr.	Fr.	Moraga, CA	Campolindo
33	Carson Towt	F	6-8	Gr.	Gr.	Gilbert, AZ	Gilbert High / Northern Arizona
34	Matt MacLellan	F	6-9	Gr.	Gr.	Canton, MI	Plymouth High / Madonna

COACHING STAFF

Glenn & Stacey Murphy Men's Basketball Head Coach	Micah Shrewsberry	Hanover '99	3rd Season
Associate Head Coach	Kyle Getter	Hanover '01	3rd Season
Assistant Coach	Mike Farrelly	St. Joseph's '03	3rd Season
Assistant Coach	Ryan Owens	Southern Indiana '00	3rd Season
Assistant Coach	Tre Whitted	Marshall '07	3rd Season
Assistant Coach	Grady Eifert	Purdue '19	3rd Season
Director of Ops	Bo Waggoner	Penn St '20	1st Season
General Manager	Pat Garrity	Notre Dame '98	1st Season

PRONUNCIATION

Kebba Njie	Jai (think hi but with a J instead of a H)
Logan Imes	Think Dimes without 'D'
Brady Koehler	Kale-er
Tommy Ahneman	On-uh-men
Mike Farrelly	Fair-uh-lee

Team Information

CURRENT TEAM

Conference	Atlantic Coast
Home Arena (Capacity)	Purcell Pavilion (9,149)
Starters Returning/Lost	3/2
Total Returning/Lost	7/6
Newcomers	7

ND MEN'S BASKETBALL

First Season	1897
Full Seasons	121
All-Time Record	1986-1132-2 (.638)
NCAA Appearances/Record	37 / 41-42
First/Last NCAA Appearance	1953 / 2022
ACC Member	2013-14 - present
ACC Regular Season	104-122 (.458)
ACC Tournament	13-10 (.565)
ACC Tournament Championships	1 (2015)



2025-26 Notre Dame Men's Basketball

TEAM RANKINGS & NUMBERS

By the Numbers

37
NCAA
Tournament bids

1,986
Total Program Wins

4th
most 1,000-point
scorers amongst
all Division I
programs

AP Top 25
Week 6

USA Today Coaches
Week 6

67
Irish have gone on to play
in the NBA

AP Top 25

RK	TEAM	REC	PTS	TREND
1	Arizona (33)	8-0	1461	↑1
2	Michigan (19)	8-0	1440	↑1
3	Duke (7)	10-0	1400	↑1
4	Iowa State (1)	9-0	1304	↑6
5	UConn	8-1	1263	-
6	Purdue	8-1	1173	↓5
7	Houston	8-1	1064	↑1
8	Gonzaga	9-1	1054	↑3
9	Michigan State	8-1	1017	↓2
10	BYU	7-1	1007	↓1
11	Louisville	8-1	877	↓5
12	Alabama	7-2	854	-
13	Illinois	7-2	771	↑1
14	North Carolina	8-1	724	↑2
15	Vanderbilt	9-0	686	↑2
16	Texas Tech	7-2	508	↑3
17	Arkansas	7-2	488	↑8
18	Florida	5-3	422	↓3
19	Kansas	7-3	380	↑2
20	Tennessee	7-3	286	↓7
21	Auburn	7-3	264	↓1
22	St. John's	5-3	254	↑1
23	Nebraska	9-0	180	↑3
24	Virginia	8-1	130	↑2
25	UCLA	7-2	79	↑1

Others receiving votes: Iowa 60, Oklahoma State 54, USC 50, Georgia 49, Saint Mary's 38, Seton Hall 31, Kentucky 29, Wisconsin 24, Indiana 18, Clemson 14, LSU 14, Villanova 9, California 6, Miami 4, Notre Dame 4, SMU 3, TCU 2, Miami (OH) 2, Arizona State 2, St. Bonaventure 1

Dropped from rankings: Kentucky 18, Indiana 22, USC 24

Coaches Poll

RK	TEAM	REC	PTS	TREND
1	Michigan (17)	8-0	755	↑1
2	Arizona (11)	8-0	742	↑1
3	Duke (2)	10-0	723	↑1
4	Iowa State (1)	9-0	651	↑5
5	UConn	8-1	628	-
6	Purdue	8-1	617	↓5
7	Gonzaga	9-1	565	↑4
8	Houston	8-1	547	↓1
9	Michigan State	8-1	517	↓1
10	BYU	7-1	507	-
11	Louisville	8-1	456	↓5
12	Alabama	7-2	436	-
13	Illinois	7-2	371	↑2
14	Vanderbilt	9-0	365	↑2
15	North Carolina	8-1	341	↑2
16	Texas Tech	7-2	277	↑3
17	Arkansas	7-2	245	↑6
18	Florida	5-3	213	↓4
19	Kansas	7-3	208	↑2
20	Tennessee	7-3	170	↓7
21	St. John's	5-3	138	↑1
22	Nebraska	9-0	114	↑4
23	Iowa	8-1	77	↑2
24	Auburn	7-3	76	-
25	Virginia	8-1	67	↑1

Others receiving votes: Saint Mary's 52, UCLA 35, Oklahoma State 33, Wisconsin 32, USC 20, Seton Hall 16, Indiana 16, Kentucky 14, SMU 11, Clemson 7, Missouri 7, Ohio State 6, Georgia 5, Miami 4, LSU 4, Utah State 3, Yale 2, Baylor 1, California 1

Dropped from rankings: Kentucky 18, Indiana 19

75.0%	conversion percentage around the rim for Haralson
67	in the NET - that's a 17 spot jump after TCU
#60	KenPom rating
55.1%	returning scoring by percentage for ND. Leads all ACC schools for the 2nd straight year
45.9%	from three on the season for Shrewsberry
14.5	ppg for Haralson
10.8	ppg for Shrewsberry
14	wins away from 2,000 all-time in program history. Would become the 8th school to accomplish this feat
13-23	from three over the last 2 games for Certa
10.5	rpg for Towt - 13th in the country, 2nd in the ACC
3	Towt recorded his third double-double this season with 19 points and 15 rebounds in the win over Idaho
9	straight games in double figures for Haralson
7	straight games with double-digit rebounds for Towt to start the season. Sets a conference era Irish record (1995-on)
6	made threes for 20 points for Certa in win at TCU
6-0	at home this season
4	only 4 instances over last 30 years in which an Irish player in the first 10 games totaled 180+ points, 30+ assists and 15+ steals. Burton became the fourth at TCU
2.8	made threes per game for Shrewsberry
1st	time since the 2016-17 season that the Irish have opened the season with 3 straight 20+ point wins.

National Rankings

2025-26 Notre Dame Team Rankings					
Statistic	Nat'l Rank	Conf Rank	Value	Nat'l Leader	Value
3PT FC%	43	3	.375	Colorado St	.454

2025-26 Notre Dame Player Rankings					
Statistic	Player	Nat'l Rank	Conf Rank	Value	
FT%	Burton	33	3	.917	
Def Reb	Towt	13	2	7.1	
Off Reb	Towt	31	2	3.5	
Rebounds	Towt	13	2	10.5	
3PT%	Shrewsberry	33	2	.456	
Total 3s	Shrewsberry	36	2	31	



ACC Stat Rankings

2025-26 Team ACC Rankings		
Team Stats	ACC Games	All Games
Scoring Offense		76.9 (14)
Scoring Defense		69.0 (9)
Scoring Margin		+7.9 (14)
FT Percentage		.703 (11)
FG Percentage		.478 (6)
FG Pct. Defense		.420 (13)
3-FG Percentage		.375 (3)
3-FG Pct. Defense		.336 (14)
Rebounding Off		37.2 (12)
Rebounding Def		30.5 (1)
Rebounding Margin		+6.7 (7)
Blocked Shots		2.0 (18)
Assists		13.6 (15)
Steals		4.6 (18)
Turnover Margin		-1.1 (16)
Assist/TO Ratio		1.17 (15)
Offensive Rebounds		10.8 (15)
Defensive Rebounds		26.4 (11)
3-FG Made		8.8 (9)

'25-26 ACC Player of the Week

[illegible]

'25-26 ACC Rookie of the Week

[illegible]

2025-26 Individual ACC Rankings			
Indiv. Leaders	Stat	ACC	All
Burton	PPG		18.5 (9)
	FT%		.917 (3)
Haralson	FG%		.529 (10)
Towt	Reb		10.6 (2)
	O-Reb		3.5 (2)
	D-Reb		7.1 (3)
Shrewsberry			
	3PT%		.456 (6)
	3PT/Game		2.8 (4)
Certa			
	3PT/Game		2.4 (10)

4



2025-26 Notre Dame Men's Basketball LINEUPS

Starting Lineups By Game

11.3 LIU

Burton
Shrewsberry
Haralson
Sundra
Towt

12.10 IDAHO

Haralson
Shrewsberry
Certa
Sundra
Towt

1.27 VIRGINIA

-
-
-
-
-

3.7 BOSTON COLLEGE

-
-
-
-
-

11.7 DETROIT MERCY

Burton
Shrewsberry
Mohammed
Sundra
Towt

12.13 EVANSVILLE

-
-
-
-
-

1.31 SYRACUSE

-
-
-
-
-

11.11 E. ILLINOIS

Burton
Shrewsberry
Mohammed
Sundra
Towt

12.21 FORT WAYNE

-
-
-
-
-

2.4 LOUISVILLE

-
-
-
-
-

11.16 OHIO ST

Burton
Shrewsberry
Mohammed
Sundra
Towt

12.30 STANFORD

-
-
-
-
-

2.7 FLORIDA ST

-
-
-
-
-

11.19 BELLARMINE

Burton
Shrewsberry
Haralson
Sundra
Towt

1.2 CAL

-
-
-
-
-

2.10 SMU

-
-
-
-
-

11.24 KANSAS

Burton
Shrewsberry
Haralson
Sundra
Towt

1.10 CLEMSON

-
-
-
-
-

2.14 GEORGIA TECH

-
-
-
-
-

11.25 RUTGERS

Burton
Shrewsberry
Haralson
Mohammed
Towt

1.13 MIAMI

-
-
-
-
-

2.21 PITT

-
-
-
-
-

11.26 HOUSTON

Burton
Shrewsberry
Haralson
Sundra
Towt

1.17 VIRGINIA TECH

-
-
-
-
-

2.24 DUKE

-
-
-
-
-

12.2 MISSOURI

Burton
Shrewsberry
Haralson
Sundra
Towt

1.21 NORTH CAROLINA 2.28 NC STATE

-
-
-
-
-

-
-
-
-
-

12.5 TCU

Burton
Shrewsberry
Haralson
Sundra
Towt

1.24 BOSTON COLLEGE 3.4 STANFORD

-
-
-
-
-

-
-
-
-
-

Starting Lineup by Player

Player	Games Started	
	This Season	Career
Carson Towt	11	131
Braeden Shrewsberry	11	52
Garrett Sundra	10	10
Markus Burton	10	68
Jalen Haralson	8	8
Sir Mohammed	4	12
Cole Certa	1	1
Kebba Njie		83
Logan Imes		5

Record When Starting		
Player	2025-26	Irish Career
Burton	7-3	32-36
Shrewsberry	8-3	26-26
Towt	8-3	8-3
Sundra	7-3	7-3
Haralson	6-2	6-2
Mohammed	3-1	6-6
Certa	1-0	1-0
Njie		23-34
Imes		0-5



2025-26 Notre Dame Men's Basketball

NOTRE DAME'S RECORD WHEN

DAY OF THE WEEK

Sunday	0-1
Monday	1-1
Tuesday	3-0
Wednesday	2-1
Thursday	
Friday	2-0
Saturday	0-0

TIME OF GAME

Day Games (before 6pm local time)	1-3
Night Games (6pm or later local time)	7-0

LOCATION

Home Games	6-0
Road Games	1-1
Neutral Site	1-2

HALFTIME SCORE

Leading at the half	5-1
Tied at the half	1-0
Trailing at the half	2-2

INDIVIDUAL SCORING

Two or fewer double-figure scorers	0-2
Three double-figure scorers	3-1
Four double-figure scorers	4-0
Five or more double-figure scorers	1-0

REBOUNDING MARGIN

More rebounds than opponent	8-1
Same number of rebounds	0-0
Fewer rebounds than opponent	0-2

FIELD GOAL SHOOTING

Shot higher percentage than opponent	8-2
Shot same percentage as opponent	0-0
Shot lower percentage than opponent	0-1
Shot 45% or better	8-1
Shot less than 45%	0-2
Hold opponent under 40%	4-2

FREE-THROW MARGIN

Make more free-throws than opponent	4-1
Make same number of free-throws	0-0
Make fewer free-throws than opponent	4-2

TURNOVERS

Commit fewer turnovers	2-1
Commit same number of turnovers	0-0
Commit more turnovers	6-2
Single-digit turnovers	1-0

UNIFORM COMBINATIONS

White Notre Dame script	6-0
Navy Irish script	1-2
Green jerseys	0-1
Bend jerseys	1-0

MISCELLANEOUS

vs top-25	0-1
vs top-10	0-1
When ranked higher	0-0
When ranked lower	0-0
Both ranked	0-0
Both unranked	8-2
In overtime games	0-0

MARGIN OF VICTORY

1-5 points	3-1
6-10 points	1-2
11-15 points	1-0
16-20 points	1-0
21+ points	2-0

MONTH

November	5-3
December	3-0
January	0-0
February	0-0
March	0-0

Largest Halftime Lead

15 | LIU (40-25), 11/3

Largest Halftime Deficit

14 | #2/3 Houston (39-25), 11/26

Largest Lead

36 | Detroit Mercy (8:08, 2H), 11/7

Largest Deficit

22 | vs #2/3 Houston (9:38, 1H), 11/26

Largest Deficit Overcome to Win

12 | Missouri (0:45, 1H), 12/2

11 | TCU (5:36, 1H), 12/5

Largest Lead Given Out in Loss

11 | at Ohio State (9:14, 1H), 11/16

Most Consecutive Points

12 | Bellarmine, 11/19

Most Consecutive Points (Opponent)

11 | vs Missouri, 12/2

Lowest Scoring Half

25 | vs #2/3 Houston, 1H, 11/26

Highest Scoring Half

58 | Detroit Mercy, 2H, 11/7





2025-26 Notre Dame Men's Basketball

LEADING THE IRISH

LEADING SCORERS

Burton	8
Haralson	2
Shrewsberry	1
Certa	1

LEADING REBOUNDERS

Towt	10
Burton	2

LEADERS IN ASSISTS

Burton	4
Haralson	4
Towt	3
Shrewsberry	1
Imes	1
Mohammed	1
Imes	1

LEADERS IN DOUBLE-FIGURE POINTS

Player	2025-26	Career
Markus Burton	9	63
Jalen Haralson	9	9
Braeden Shrewsberry	7	45
Cole Certa	5	6
Carson Towt	4	61
Ryder Frost	2	2
Brady Koehler	1	1
Sir Mohammed	1	2
Kebba Njie		8
Garrett Sundra		2
Logan Imes		1

LEADERS IN DOUBLE-FIGURE REBOUNDS

Player	2025-26	Career
Towt	7	54
Njie		5

5-5-5 GAMES (AKA "STAT SHEET STUFFERS")

Player	2025-26	Career
Burton	3	9
Towt	1	19
Mohammed	1	1
Haralson	1	1

DOUBLE-DOUBLES

Player	2025-26	Career
Towt	3	31
Burton	1	1
Njie		1

RUNS OF 10 OR BETTER

Opponents	3
Notre Dame	6

POINTS OFF TURNOVERS

	Total	Average
Notre Dame	155	14.1
Opponents	155	14.1

POINTS IN THE PAINT

	Total	Average
Notre Dame	368	33.5
Opponents	270	24.5

SECOND CHANCE POINTS

	Total	Average
Notre Dame	119	10.8
Opponents	99	9.0

FAST BREAK POINTS

	Total	Average
Notre Dame	96	8.7
Opponents	99	9.0

BENCH SCORING

	Total	Average
Notre Dame	279	25.4
Opponents	188	17.1



2025-26 Notre Dame Men's Basketball

NOTRE DAME SPECIALTY STATS

SEASON POINT TOTALS [ND/OPP]						
Date	Opponent	Off TO	Paint	2nd Ch	FBreak	Bench
11/3	LIU	21 / 14	26 / 24	21 / 12	9 / 12	52 / 19
11/7	Detroit Mercy	20 / 10	44 / 24	20 / 5	20 / 13	40 / 22
11/11	Eastern Illinois	21 / 9	38 / 18	17 / 4	7 / 3	25 / 6
11/16	@ Ohio St	15 / 19	38 / 18	2 / 2	3 / 0	17 / 6
11/19	Bellarmine	15 / 17	36 / 24	12 / 2	13 / 10	26 / 32
11/24	vs. Kansas	12 / 9	34 / 38	4 / 11	10 / 6	11 / 8
11/25	vs. Rutgers	16 / 14	36 / 16	13 / 16	9 / 6	11 / 12
11/26-27	vs. Houston	9 / 12	20 / 20	10 / 24	4 / 2	21 / 19
12/2	Missouri	9 / 23	24 / 34	5 / 8	15 / 22	30 / 31
12/5	@ TCU	11 / 20	26 / 32	5 / 10	3 / 17	27 / 24
12/10	Idaho	6 / 8	46 / 22	10 / 5	3 / 8	10 / 9
12/13	Evansville					
12/21	Purdue Fort Wayne					
12/30	@ Stanford					
1/2	@ Cal					
1/10	Clemson					
1/13	Miami					
1/17	@ Virginia Tech					
1/21	@ UNC					
1/24	Boston College					
1/27	Virginia					
1/31	@ Syracuse					
2/4	@ Louisville					
2/7	Florida St					
2/10	@ SMU					
2/14	Georgia Tech					
2/21	@ Pitt					
2/24	Duke					
2/28	NC State					
3/4	Stanford					
3/7	@ Boston College					



2025-26 Notre Dame Men's Basketball ARTICLES & STORIES



EVANSVILLE ON DECK

On Saturday, the Evansville Aces (4-6) come to South Bend for the sixth time in program history as Notre Dame leads the overall series 6-4. The Irish are perfect 5-0 at home against the Aces.

The last two match ups have been played in Purcell Pavilion, but the last time the two programs have faced each other was in 2012, where the Irish won 58-49. Before that, the last matchup was 20 years prior in 1992 where the Irish won 76-70 at home.

WEDNESDAY'S WIN

The (RV) Notre Dame men's basketball team (8-3) has won three-straight games as they defeated the Idaho Vandals (6-4) in an 80-65 battle inside of Purcell Pavilion on Wednesday night.

The Fighting Irish shot a blistering 61.3 percent in the second half, where they outscored Idaho 47-32. Cole Certa, Jalen Haralson and Braeden Shrewsberry all recorded double-digit points in the second half alone.

Haralson led the offensive charge with second 20-point performance in a row, followed by Towt with 19, Certa with 15, and Shrewsberry with 14.

Eleven games into the season and the Irish sit at 8-3 and look to make it four wins in a row when they host Evansville on Saturday, Dec. 13 at 2 p.m. ET on ACCN.

The Fighting Irish will play three consecutive games inside Purcell Pavilion before

departing for the Christmas break and gearing up for ACC play.

HEADBAND TOWT

Carson Towt continues to be rebounding force for the Irish and he did it again on Wednesday night in the win over Idaho - and he did in fashion. Sporting the headband for the first time this season, Towt recorded his third double-double of the season.

He finished with an impressive season-high 19 points on 9-12 shooting while also grabbing 15 rebounds. Towt is now 15-18 from the floor over the past two games.

MARK ZACKERY IV ADDED TO MEN'S BASKETBALL ROSTER

Glenn & Stacey Murphy Notre Dame head coach Micah Shrewsberry announced the roster addition of Mark Zackery IV on Thursday afternoon.

Zackery IV is fresh off his freshman football season at Notre Dame, but is no stranger to the game of basketball. The former Indiana Class 4A state champion and Indiana All-Star will provide immediate depth to the point guard position.

"I think that Mark will be a great addition to our program," Shrewsberry stated.

"I have seen him play many times throughout his high school career. Whether competing with Team Teague, Indiana Elite, or Ben Davis High School, he always does things that help lead to winning. He will be an asset for us with his ball handling,

playmaking, and defensive abilities. More importantly, he is a great young man that will add more value to our locker room and culture."

WHAT A WEEK

A home win and SEC Challenge victory over Mizzou ... then a Quad I win at TCU in a hostile environment, in overtime no less ... with two stellar back-to-back wins, the Irish jumped from 86 in the NET to 69 and that's not all.

They received votes in the A.P. poll for the first time in the Coach Shrews Era. They appeared at No. 25 in Andy Katz's Power37 and No. 41 in Jon Rothstein's 45.

In both games, they defied a stigma about finishing out close games. A Certa three from deep to come up clutch or a Haralson fadeaway to send it to OT. They stayed together and competed; they believed. As Coach Shrewsberry stated, it was a culmination of all their games played, specifically the three losses this year. In fact, not only did they close, but they battled back. The Irish were down 12 to Missouri (7 at the half) and 11 to TCU (9 at the half). The last time Notre Dame came back to win after being down 9+ at halftime was a 13-point deficit to Virginia Tech in the ACC Tourney on March 7, 2018.

"Our guys have a lot of belief," Coach Shrewsberry said. "In order to keep that belief, something good has to happen for them. They earned the right for something good to happen to them. Our guys earned it by doing things the right way. We needed to



2025-26 Notre Dame Men's Basketball ARTICLES & STORIES

win a close game. We needed to go through these tough moments and come out on the right side."

It was done by playing team basketball - making the extra pass and hitting clutch shots.

Notre Dame produced 16 assists on 25 made field goals against Mizzou. Then recorded 27 assists on 33 made field goals at TCU. The latter marked the most assists in a game since at Syracuse on Jan. 4, 2020.

That's 43 assists on 58 made field goals over the two games. The Irish collectively shot 50.9 percent from the floor and converted 23 three-pointers.

NEXT MAN UP

The Fighting Irish will be without their floor general, Markus Burton, for the foreseeable future. On Wednesday, Dec. 10, he had surgery performed on his left ankle, an injury he incurred at TCU.

Burton was averaging a team best 18.5 points per game and was coming off one of his most complete games of his career after dropping his first career double-double with 18 points and 10 assists vs. Missouri. He had six points and five assists in 10 minutes at TCU.

Burton had a phenomenal start of the season, becoming just 1-of-3 Notre Dame players over the past 30 years to total 180+ points, 30+ assists and 15+ steals over the first 10 games, joining Jerian Grant (2013-14, 2014-15) & Chris Thomas (2002-03).

HARALSON IN THE CLUTCH

Adding on to the Next Man Up mantra was guard Jalen Haralson at TCU. Down two with three seconds remaining, Haralson hit a step-back fadeaway jumper as the freshman tied it up 76-all to take it into overtime.

Haralson finished the night shooting 8-12 from the floor to record a career best 20 points, push a career high 9 assists. Other ND greats over the last three decades to match Jalen's stat line of 20 points, 5 rebounds, 9 assists and 1 block: Jerian Grant in 2015 / Chris Thomas x3 (twice in 2002 and once in 2005).

"The thing that I told Jalen, right before we

went out after halftime, I said, 'You've got to be the best player on the floor with no doubt of who that is,'" Coach Shrewsberry said. "I thought he did that in the second half."

CERTA-FIED

Speaking of great weeks, ladies and gentlemen, Cole Certa. The sophomore sharpshooter flashed it in the season opener when he dropped 22 points on a career best 6-9 night from three-point range. He flashed it last season in the win over Stanford when he drained a corner three with 18 seconds left for the 56-54 win.

Then the Illinois native delivered in a major way in the win over Missouri, recording the game-winning three with 17 seconds left. In fact, Certa converted three triples in the final 4:35 of the game, ultimately finishing with 14 points.

Next, Certa went NBA Jam fire mode in the second half at TCU, where he drained four triples in a row. He ultimately converted five in the half and six in the game to finish with 20 points. It marked the second game this season in which Certa came off the bench and drained 5+ threes.

Most recently, Certa shot an impressive 75% from deep, knocking down 3-of-4 from behind the arc in the win over Idaho.

For Notre Dame – most games off the bench w/ 5+ three pointers made since 1996-97 (Single Seasons Only):

2025-26 Cole Certa	2
2016-17 Matt Ryan	2
2003-04 Chris Quinn	2

PROTECT PURCELL

The Fighting Irish have done just that and have protected Purcell with a 6-0 start. The Irish are averaging 10 more points per game at home, where they are shooting a hot 50.9 percent from the field. They are also averaging 10.7 made threes per game at home.

Individually speaking, four Irish are averaging double figures inside Purcell: Markus Burton (20.2), Jalen Haralson (14.0), Braeden Shrewsberry (11.8), Cole Certa (11.5).

The Irish are looking for a 7-0 start at home

for the first time since the 2022-23 season. If they closed out the non-con perfect at home, that would mark the first time since 2021-22.

WHO'S HOT

Jalen Haralson, who gives this Notre Dame offense a new look and feel. He's another ball handler who can attack the paint, or post up or get to the front of the rim. He also provides length on the defensive end.

He's been Mr. Dependable - nine straight games in double figures (includes Kansas, Houston, Missouri, TCU) - averaging 15.7 points in that span on 54.6% shooting.

More specifically, last week in the wins over Mizzou and TCU, Haralson averaged 16.5 points on 68.4% shooting, plus 4.5 rpg & 5.5 apg.

He's getting to the rim at will, where he converts a whopping 75.0 percent - that's 12.4 percent above the D1 average.

However, the hottest shooter from last week award goes to Cole Certa. The sophomore averaged a team best 17.0 points on a blazing 10-19 (.526) from three.

He's currently 40.6 percent from three on the season. His sweet spot has been the corner three, where he's 10-22 (.455). In addition, he's averaging 2.4 made threes per game.

Lastly, Carson Towt is coming off a big performance in the win over Idaho, posting his third double-double of a season-high 19 points and 15 rebounds.

In the win over TCU in the game prior, the graduate poured in 13 points on a perfect 6-6 from the floor. Towt also recorded nine boards & four assists.

REBOUNding TRANSLATES

Coach on Towt: "He's energy personified. There have been a ton of transfers that transferred up and their scoring output doesn't necessarily follow. Rebounding translates at every level. It's heart and it's effort. That's what he does. Carson is just max effort, man. He just plays really hard. His effort on the glass on both ends, his physicality. He's a big brother to these dudes. He's feeding their belief because of



2025-26 Notre Dame Men's Basketball ARTICLES & STORIES

the energy and the confidence that he gives them.”

Last year's NCAA rebounding leader Carson Towt has been a high-level impact transfer from Northern Arizona. To start, he tied his career-high 19 rebounds in the season opener, which also set a new record for an Irish debut. He produced two double-doubles in the first five games. He then became the first Irish player in the conference era (1995-present) to start the season with six straight games with double-digit rebounds.

Towt's current rebounding rankings:

- 10.5 rpg ranks 13th nationally, 2nd in the ACC
- 3.45 offensive rpg - 2nd in the ACC
- 7.1 defensive rpg - 13th nationally, 2nd in the ACC
- 1,194 career rebounds - leads all active players

NOTRE NOTABLES

- The Irish are 14 wins away from 2,000 all-time. They would become the eighth program to achieve this feat.
- Certa is a perfect 20-20 from the FT line. In terms of DI players who remain perfect from the stripe, Certa has converted the fifth most.
- For the first time since the 2016-17 season, the Fighting Irish opened the season with three straight 20+ point victories.
- The Irish are ranked 36th nationally in mid-range field goal percentage, making about 43.7% of their attempts from those locations vs. Average Opponent.
- Notre Dame does a fantastic job to prevent opposing teams from capitalizing on chances from offensive rebounds. The squad allows the Average Opponent to convert only 3.3% of all second-chance opportunities (ranked eighth in the NCAA), and with a rating of 10.27, they're 13th in potential points allowed off of the offensive glass as well.
- Kenpom Rating: Offense 114.6 (72nd) & Defense 101.0 (64th).
- Overall KenPom sits at 60.
- Current NET rating of 67.

PLAYERS ERA ROUNDUP

Notre Dame left the desert with a 1-2 record

at the Players Era. The Fighting Irish defeated Rutgers but fell to Kansas and No. 2 Houston by 10 points each. A commonality of both losses was poor three-point shooting, which was a strength heading into this MTE. Versus Kansas, Notre Dame was 4-24, and against Houston, the Irish were 6-28.

Against the top-three ranked Cougars, the Irish showed tremendous fight after falling into a 22-point hole, clawing back to just a four-point deficit. A standout in this game was junior guard Logan Imes, who supplied great minutes and boasted the biggest +/- at +10.

Markus Burton led Notre Dame in scoring for all three games in Vegas. The junior averaged 21.3 ppg on 53.3 percent shooting. He recorded 16 rebounds, 11 assists and six steals.

Freshman guard Jalen Haralson averaged 14.0 ppg in Vegas on 44.1 percent shooting.

IRISH DEPTH LEADS TO 3-0 START

Eleven different Irish scored in the season opener and in game two, six different Irish finished in double figures. The depth was on full display in week one. In game three, Coach Shrews found a lineup that clicked in the second half, dropping 47 points in that period to win by 20.

Game 1 - Burton popped off for 24 points as Cole Certa exploded onto the scene with 22 points behind six triples. Ryder Frost scored all 15 of his points in the second half.

Game 2 - Notre Dame recorded 19 assists on 36 made field goals. Carson Towt recorded his first double-double in an Irish uniform with 11 points and 10 rebounds. Sir Mohammed was the MVP with 10 points, six rebounds and a career high six assists. Brady Koehler netted his first game in double figures with 10 points.

Game 3 - Braeden Shrewsberry was 6-8 from three to total 18 total points. Jalen Haralson scored 13 of his 17 in the second half and finished the night a perfect 6-6 from the field. Burton led again with 21 points.

Coach Shrewsberry:

"We have 11 guys that are capable. Some-

times in practice you'll have separation, but there hasn't been much separation in practice. Every day a different player plays great and we have so many guys. So we don't have that 'ok you're doing this and this is your spot.' We have options now so we can keep mixing. If it's not your night, that's fine, we can go with someone else and that's ok. We are going to keep trying to press the right buttons."

PRESEASON ACCOLADES FOR BURTON

The collegiate landscape is starting to pick up on what Notre Dame fans already knew - Markus Burton is a special player. The junior guard picked up two major preseason accolades

- First Team Preseason All-ACC - last Irish player to garner Preseason First Team honors was senior forward John Mooney in 2019.
- Bob Cousy Award Watch List - recognizing the top-20 point guards in the country.
- Naismith Trophy Watch List
- Wooden Award Watch List

CORE NUCLEUS INTACT

For Notre Dame and Head Coach Micah Shrewsberry, retention and player development has been key. For the second consecutive year, the Fighting Irish return the highest scoring by percentage of any ACC school.

1. Notre Dame - 55.1%
2. Virginia Tech - 44.9%
3. BC 39.5%
4. SMU 39.2%
5. Stanford 39.2%

Leading those returners is one of the best backcourt duos in the ACC - junior guards Markus Burton and Braeden Shrewsberry. Approaching their third year together on the court, the duo combined for a league best 35.3 ppg.

HIGHEST RATED ND RECRUIT CLASS IN MODERN HISTORY TAKES THE FLOOR

When Micah Shrewsberry became the Glenn & Stacey Murphy Notre Dame Men's Basketball Head Coach he told fans to jump on now because the train was taking off. Said recruiting train built massive momentum that materialized in Notre Dame's highest-rated recruiting class in the modern era.



2025-26 Notre Dame Men's Basketball

The class was ranked fourth in the nation by 247Sports, fifth by ESPN, fifth by Rivals and sixth by ON3. It's also the top-rated class in the state of Indiana; second overall in the ACC.

The class is comprised of Tommy Ahneman, Ryder Frost, Brady Koehler and Jalen Haralson - the latter (at the time of his signing) was the highest rated recruit for Notre Dame in the modern era.

Haralson became the 20th McDonald's All-American in program history and the first of the Shrews Era.

Frost was on Paul Biancardi's 2025 top shot-makers list. In 2024, he led the UA summer circuit in three-point percentage, converting 45.2 percent.

Koehler was a 2025 AP Indiana Boys Basketball All-State First Team selection. He attended Coach Shrews' high school and averaged 16.3 points, 6.6 rebounds, 3.0 assists and 2.0 steals.

Ahneman was the top-ranked prospect in the state of Minnesota and led Cretin-Derham to a Class 4A Station runner-up finish as a senior. He averaged 16.3 points

and 10.6 rebounds. Unfortunately, Ahneman is out indefinitely rehabbing his knee.

PAT GARRITY RETURNS TO ALMA MATER IN NEW ROLE

A Notre Dame basketball alumnus has returned home in a new role aimed at revolutionizing the operational aspect of Fighting Irish basketball. Back in May, Pat Garrity was named the Men's & Women's Basketball General Manager, along with serving as the primary sports administrator for the men's program.

Garrity will be tasked with developing

HASLAM METRICS ANALYSIS



Automated Team Capsule for 2025-26 Notre Dame 8-3 (0.727) | ACC

All-Play Percentage: 0.819 (67 th)	Schedule Strength: 0.532 (99 th)	Record Quality: 0.270 (61 st)	Avg. Season Rank: 73.08 (72 nd)
Pace: 65.87 (306 th)	Momentum: -1.24 (288 th)	Off. Momentum: -0.40 (244 th)	Def. Momentum: -0.83 (265 th)
Consistency: -6.98 (42 nd)	Res. Consistency: -7.20 (27 th)	Away From Home: -1.36 (247 th)	Paper Tiger Factor: -1.20 (165 th)

NOTE: All data below reflects predicted performance against the "AO" (average opponent), a fictitious opponent who represents the average in every stat category. Hover over column headers or visit "ABOUT" page for an explanation of each measurement. Includes games through December 11, 2025. Data shown on this page is based on time-dependent ratings.

OFFENSE	Eff	FTAR	FT%	FGAR	FG%	3PAR	3P%	MRAR	MR%	NPAR	NP%	PPSt	PPSC	SCC%	%3PA	%MRA	%NPA	Prox
RATING:	115.46	27.64	70.56	87.64	47.54	34.47	36.63	22.47	43.65	30.70	62.65	9.07	13.60	5.14	39.34	25.64	35.03	2.04
RANK:	76 th	197 th	219 th	112 th	54 th	166 th	63 rd	87 th	36 th	262 nd	72 nd	332 nd	217 th	251 st	179 th	91 st	282 nd	242 nd

DEFENSE	Eff	FTAR	FT%	FGAR	FG%	3PAR	3P%	MRAR	MR%	NPAR	NP%	PPSt	PPSC	SCC%	%3PA	%MRA	%NPA	Prox
RATING:	102.78	27.20	--	86.40	40.52	37.95	33.84	23.49	33.94	24.96	56.88	12.64	10.27	3.28	43.92	27.19	28.89	2.15
RANK:	87 th	148 th	--	190 th	39 th	312 th	185 th	332 nd	65 th	8 th	117 th	182 nd	13 th	8 th	320 th	331 st	6 th	12 th

ANALYSIS:
This website places Notre Dame in the top 25% of all NCAA college basketball teams this year. Ranked 67th overall (out of 365) in our most recent ratings, they presently have a record of 8-3. Of the 18 schools in the ACC (average ranking 68.2), they're currently ranked as our #11 team in the conference.

Notre Dame succeeds primarily through their offense. They are ranked 76th in offensive efficiency and score in excess of 115 points every 100 possessions vs. AO. Notre Dame has a keen ability to drain field goals between the three-point line and the low post. The squad is ranked 36th nationally in mid-range field goal percentage, making about 43.7% of their attempts from those locations vs. AO. The team will take a fair amount of shots from those in-between locations, too. Approximately 25.6% of their attempts vs. AO are of the mid-range variety, which puts the team in the top-100 in that category nationally. Notre Dame has also been fairly successful when shooting from the field. The squad is ranked 54th in the country in field goal percentage, making approximately 47.5% of their attempts vs. AO.

Notre Dame plays at roughly the same level defensively as they do offensively. The team ranks 87th nationally in defensive efficiency, allowing about 103 points every 100 trips upcourt vs. AO. Notre Dame does a fantastic job to prevent opposing teams from capitalizing on chances from offensive rebounds. The squad allows AO to convert only 3.3% of all second-chance opportunities (ranked eighth in the NCAA), and with a rating of 10.27, they're 13th in potential points allowed off of the offensive glass as well. Notre Dame also boasts one of the better overall defensive field goal percentages in the country. The team ranks #39 nationally in field goal percentage allowed, as AO only makes good on about 40.5% of their total attempts from the floor. If Notre Dame does exhibit a weakness on the defensive end of the floor, it'd likely be the team's unwillingness to take risks in order to score fast points off of the opposition's turnovers. The squad only has a rating of 9.07 in potential points scored off of steals vs. AO, which ranks 34th-worst in the college game.

Notre Dame is one of the more consistent teams in Division I (presently ranked 42nd in consistency), so forecasting the outcomes of their future contests tends to be easier than the norm.

CBB ANALYTICS SITE

Team Stats - Full Season Stats

Core Stats	Season	Misc Scoring	Season	Box Score	Season
Net Rating	12.0 74	FB Pts / Game	8.7 35	Points / Game	76.9 63
Offensive Rating	117.0 77	% Pts on Fast Break	11.3% 27	Assists / Game	13.6 53
Defensive Rating	105.0 70	Paint Pts / Game	33.5 62	ORes / Game	10.8 48
Pace	65.0 12	% Pts in Paint	43.5% 56	DRes / Game	26.4 80
Effective FG%	55.5% 83	2nd Pts / Game	10.8 46	Steals / Game	4.6 7
Off Rebound Pct	33.1% 66	% Pts on 2nd Chance	14.1% 37	Blocks / Game	2.0 12
Turnover Pct	15.1% 54	POTOV / Game	14.1 54	TOVs / Game	11.6 65
FT Attempt Rate	33.8% 38	Bench / Game	24.5 64	PFs / Game	17.4 65
Shooting	Season	Adv Offense	Season	Adv Defense	Season
FGAs / Game	57.1 32	Offensive Rating	117.0 77	Defensive Rating	105.0 70
Field Goal Pct	47.8% 81	True Shooting %	58.6% 78	Def Rebound Pct	75.3% 94
2PAs / Game	33.5 34	3-Point Att Rate	41.2% 57	Steal Pct	7.1% 8
2-Point Pct	55.0% 74	FT Attempt Rate	33.8% 38	Block Pct	6.3% 15
3PAs / Game	23.5 53	Assist Pct	50.0% 34	Hakeem Pct	13.3% 7
3-Point Pct	37.5% 88	Turnover Pct	15.1% 54	PF Efficiency	0.38x 7
FTAs / Game	19.3 33	Ast/Tov Ratio	1.17x 58	Steals / PF	0.27x 9
Free Throw Pct	70.3% 40	PFDs / Game	17.0 34	Blocks / PF	0.12x 14

Opponent Stats - Full Season Stats

Core Stats	Season	Misc Scoring	Season	Box Score	Season
Net Rating	-12.0 74	FB Pts / Game	9.0 72	Points / Game	69.0 82
Offensive Rating	105.0 70	% Pts on Fast Break	13.0% 61	Assists / Game	12.9 63
Defensive Rating	117.0 77	Paint Pts / Game	24.5 96	ORes / Game	8.6 93
Pace	65.0 88	% Pts in Paint	35.6% 94	DRes / Game	21.8 86
Effective FG%	49.2% 68	2nd Pts / Game	9.0 87	Steals / Game	5.5 85
Off Rebound Pct	24.7% 94	% Pts on 2nd Chance	13.0% 80	Blocks / Game	2.7 80
Turnover Pct	14.1% 33	POTOV / Game	14.1 47	TOVs / Game	10.5 21
FT Attempt Rate	34.9% 56	Bench / Game	17.1 90	PFs / Game	17.2 35
Shooting	Season	Adv Offense	Season	Adv Defense	Season
FGAs / Game	55.8 80	Offensive Rating	105.0 70	Defensive Rating	117.0 77
Field Goal Pct	42.0% 75	True Shooting %	53.6% 68	Def Rebound Pct	66.9% 66
2PAs / Game	32.0 82	3-Point Att Rate	42.7% 27	Steal Pct	8.4% 81
2-Point Pct	48.3% 76	FT Attempt Rate	34.9% 56	Block Pct	8.1% 75
3PAs / Game	23.8 44	Assist Pct	55.0% 36	Hakeem Pct	16.6% 85
3-Point Pct	33.6% 46	Turnover Pct	14.1% 33	PF Efficiency	0.48x 80
FTAs / Game	19.5 67	Ast/Tov Ratio	1.22x 37	Steals / PF	0.32x 75
Free Throw Pct	72.4% 40	PFDs / Game	17.3 63	Blocks / PF	0.16x 72



2025-26 Notre Dame Men's Basketball

GAME BY GAME COMPARISON



2025-26 Notre Dame Men's Basketball Team Game-by-Game All games

Page 1/1
as of Dec 11, 2025

Opponent	Date	Score		Total		3-Pointers		Free throws		Rebounds											
				FG-FGA	PCT	3FG-3FGA	PCT	FT-FTA	PCT	OFF	DEF	TOT	AVG	PF	A	TO	BLK	STL	PTS	AVG	
LIU	11/03/2025	89-67	W	27-55	.491	14-27	.519	21-30	.700	17	28	45	45.0	24	15	19	1	7	89	89.0	
Detroit Mercy	11/07/2025	102-70	W	36-69	.522	14-32	.438	16-22	.727	11	33	44	44.5	15	19	7	2	8	102	95.5	
Eastern Ill.	11/11/2025	78-58	W	29-60	.483	9-28	.321	11-15	.733	17	23	40	43.0	15	13	10	1	4	78	89.7	
at Ohio St.	11/16/2025	63-64	L	24-51	.471	3-10	.300	12-20	.600	7	29	36	41.3	21	8	13	1	6	63	83.0	
Bellarmino	11/19/2025	86-79	W	28-49	.571	7-19	.368	23-32	.719	9	22	31	39.2	23	10	14	1	3	86	83.6	
vs Kansas	11/24/2025	61-71	L	22-64	.344	4-24	.167	13-15	.867	10	24	34	38.3	13	6	5	4	7	61	79.8	
vs Rutgers	11/25/2025	68-63	W	27-55	.491	8-18	.444	6-9	.667	13	24	37	38.1	14	11	16	2	6	68	78.1	
vs Houston	11/26/2025	56-66	L	17-50	.340	6-28	.214	16-21	.762	9	25	34	37.6	19	10	8	1	2	56	75.4	
Missouri	12/02/2025	76-71	W	25-54	.463	11-33	.333	15-18	.833	7	26	33	37.1	19	16	13	2	4	76	75.4	
at TCU	12/05/2025	87-85	Wot	33-60	.550	12-26	.462	9-20	.450	8	28	36	37.0	20	27	14	2	2	87	76.6	
Idaho	12/10/2025	80-65	W	32-61	.525	9-14	.643	7-10	.700	11	28	39	37.2	8	15	9	5	2	80	76.9	
Total		846		300-628	.478	97-259	.375	149-212	.703	119	290	409	37.2	191	150	128	22	51	846	76.9	
Opponents		759		258-614	.420	88-262	.336	155-214	.724	95	240	335	30.5	189	142	116	30	61	759	69.0	

Notre Dame Averages

Games Played	Points/game	FG Pct	3FG Pct	FT Pct	Rebounds/game	Assists/game	Turnovers/game	Assist/Turnover ratio	Steals/game	Blocks/game
11	76.9	47.8	37.5	70.3	37.2	13.6	11.6	1.2	4.6	2.0



2025-26 Notre Dame Men's Basketball Opponents Game-by-Game All games

Page 1/1
as of Dec 11, 2025

Opponent	Date	Score		Total		3-Pointers		Free throws		Rebounds										
				FG-FGA	PCT	3FG-3FGA	PCT	FT-FTA	PCT	OFF	DEF	TOT	AVG	PF	A	TO	BLK	STL	PTS	AVG
LIU	11/03/2025	89-67	W	21-55	.382	6-18	.333	19-31	.613	14	17	31	31.0	22	12	15	3	10	67	67.0
Detroit Mercy	11/07/2025	102-70	W	28-67	.418	9-30	.300	5-10	.500	8	25	33	32.0	21	15	13	3	5	70	68.5
Eastern Ill.	11/11/2025	78-58	W	21-54	.389	6-21	.286	10-12	.833	9	15	24	29.3	17	8	11	1	2	58	65.0
at Ohio St.	11/16/2025	63-64	L	19-50	.380	7-23	.304	19-23	.826	4	24	28	29.0	16	12	10	4	6	64	64.8
Bellarmino	11/19/2025	86-79	W	25-46	.543	7-22	.318	22-27	.815	2	15	17	26.6	22	7	13	0	8	79	67.6
vs Kansas	11/24/2025	61-71	L	28-60	.467	6-20	.300	9-13	.692	10	34	44	29.5	11	16	9	8	2	71	68.2
vs Rutgers	11/25/2025	68-63	W	20-51	.392	11-27	.407	12-17	.706	11	17	28	29.3	14	12	14	4	5	63	67.4
vs Houston	11/26/2025	56-66	L	20-59	.339	8-27	.296	18-23	.783	16	28	44	31.1	17	15	5	3	4	66	67.3
Missouri	12/02/2025	76-71	W	24-54	.444	6-21	.286	17-25	.680	9	22	31	31.1	19	12	12	1	10	71	67.7
at TCU	12/05/2025	87-85	Wot	29-60	.483	12-29	.414	15-23	.652	5	23	28	30.8	18	20	8	1	6	85	69.4
Idaho	12/10/2025	80-65	W	23-58	.397	10-24	.417	9-10	.900	7	20	27	30.5	12	13	6	2	3	65	69.0
Total		759		258-614	.420	88-262	.336	155-214	.724	95	240	335	30.5	189	142	116	30	61	759	69.0
Notre Dame		846		300-628	.478	97-259	.375	149-212	.703	119	290	409	37.2	191	150	128	22	51	846	76.9

Opponents Averages

Games Played	Points/game	FG Pct	3FG Pct	FT Pct	Rebounds/game	Assists/game	Turnovers/game	Assist/Turnover ratio	Steals/game	Blocks/game
11	69.0	42.0	33.6	72.4	30.5	12.9	10.5	1.2	5.5	2.7



2025-26 Notre Dame Men's Basketball SEASON STATS



2025-26 Notre Dame Men's Basketball Combined Team Statistics All games

Page 1/1
as of Dec 11, 2025

Game Records

Record	Overall	Home	Away	Neutral
ALL GAMES	8-3	6-0	1-1	1-2
CONFERENCE	0-0	0-0	0-0	0-0
NON-CONFERENCE	8-3	6-0	1-1	1-2

Score by Periods

Team	1st	2nd	OT	TOT
Notre Dame	381	454	11	846
Opponents	365	385	9	759

Team Box Score

No.	Player				Total		3-Point		F-Throw		Rebounds											
		GP-GS	MIN	AVG	FG-FGA	FG%	3FG-3FGA	3FG%	FT-FTA	FT%	OFF	DEF	TOT	AVG	PF	DQ	A	TO	BLK	STL	PTS	AVG
3	BURTON, Markus	10-10	300:59	30.1	65-133	.489	11-36	.306	44-48	.917	6	22	28	2.8	29	0	37	26	1	16	185	18.5
10	HARALSON, Jalen	10-8	254:43	25.5	55-104	.529	0-7	.000	35-54	.648	11	22	33	3.3	26	1	26	22	4	5	145	14.5
11	SHREWSBERRY, Braeden	11-11	326:46	29.7	39-85	.459	31-68	.456	10-14	.714	0	29	29	2.6	12	0	17	8	1	4	119	10.8
5	CERTA, Cole	11-1	215:48	19.6	28-69	.406	26-61	.426	20-20	1.000	5	11	16	1.5	12	0	10	4	0	3	102	9.3
33	TOWT, Carson	11-11	297:02	27.0	34-54	.630	0-0	.000	10-22	.455	38	78	116	10.5	31	1	23	13	5	7	78	7.1
13	MOHAMMED, Sir	11-4	183:23	16.7	18-49	.367	3-14	.214	6-14	.429	6	22	28	2.5	15	0	16	17	1	6	45	4.1
12	SUNDRA, Garrett	11-10	195:26	17.8	17-38	.447	7-20	.350	0-1	.000	11	25	36	3.3	17	0	5	7	2	2	41	3.7
2	IMES, Logan	11-0	158:47	14.4	13-32	.406	8-20	.400	5-11	.455	5	16	21	1.9	13	0	9	8	0	6	39	3.5
7	FROST, Ryder	9-0	60:12	6.7	10-25	.400	7-22	.318	3-4	.750	2	7	9	1.0	2	0	2	1	0	1	30	3.3
14	NJIE, Kebba	11-0	130:31	11.9	9-15	.600	0-1	.000	15-20	.750	7	25	32	2.9	19	0	2	7	2	0	33	3.0
6	KOEHLER, Brady	10-0	95:08	9.5	11-23	.478	4-10	.400	1-4	.250	5	15	20	2.0	14	0	2	6	6	1	27	2.7
0	STEVENS, Brady	1-0	03:08	3.1	1-1	1.000	0-0	.000	0-0	.000	0	0	0	0.0	0	0	0	0	0	0	2	2.0
34	MACLELLAN, Matthew	1-0	03:08	3.1	0-0	.000	0-0	.000	0-0	.000	0	0	0	0.0	1	0	1	0	0	0	0	0.0
Team											23	18	41					9				
Total		11	2225		300-628	.478	97-259	.375	149-212	.703	119	290	409	37.2	191	2	150	128	22	51	846	76.9
Opponents		11	2225		258-614	.420	88-262	.336	155-214	.724	95	240	335	30.5	189	4	142	116	30	61	759	69.0

Team Statistics

	ND	OPP
Scoring	846	759
Points per game	76.9	69.0
Scoring margin	+7.9	-
Field goals-att	300-628	258-614
Field goal pct	.478	.420
3 point fg-att	97-259	88-262
3-point FG pct	.375	.336
3-pt FG made per game	8.8	8.0
Free throws-att	149-212	155-214
Free throw pct	.703	.724
F-Throws made per game	13.5	14.1
Rebounds	409	335
Rebounds per game	37.2	30.5
Rebounding margin	+6.7	-
Assists	150	142
Assists per game	13.6	12.9
Turnovers	128	116
Turnovers per game	11.6	10.5
Turnover margin	-1.1	-
Assist/turnover ratio	1.2	1.2
Steals	51	61
Steals per game	4.6	5.5
Blocks	22	30
Blocks per game	2.0	2.7
Winning streak	3	-
Home win streak	6	-
Attendance	27480	18063
Home games-Avg/Game	6-4580	2-9032
Neutral site-Avg/Game	-	3-2086

Team Results

Date	Opponent		Score	Att.
11/03/2025	LIU	W	89-67	3911
11/07/2025	Detroit Mercy	W	102-70	7608
11/11/2025	Eastern Ill.	W	78-58	3618
11/16/2025	at Ohio St.	L	63-64	12357
11/19/2025	Bellarmine	W	86-79	3676
11/24/2025	vs Kansas	L	61-71	4628
11/25/2025	vs Rutgers	W	68-63	0
11/26/2025	vs Houston	L	56-66	1629
12/02/2025	Missouri	W	76-71	4980
12/05/2025	at TCU	Wot	87-85	5706
12/10/2025	Idaho	W	80-65	3687



2025-26 Notre Dame Men's Basketball NOTRE DAME HIGHS & LOWS

Notre Dame - Game Highs

POINTS	102		Detroit Mercy (11/07/2025)
	89		LIU (11/03/2025)
	87		at TCU (12/05/2025)
	86		Bellarmine (11/19/2025)
	80		Idaho (12/10/2025)
FIELD GOALS MADE	36		Detroit Mercy (11/07/2025)
	33		at TCU (12/05/2025)
FIELD GOAL ATTEMPTS	69		Detroit Mercy (11/07/2025)
	64		vs Kansas (N) (11/24/2025)
FIELD GOAL PERCENTAGE	.571	(28-49)	Bellarmine (11/19/2025)
	.550	(33-60)	at TCU (12/05/2025)
3 PT FG MADE	14		Detroit Mercy (11/07/2025)
	14		LIU (11/03/2025)
3 PT FG ATTEMPTS	33		Missouri (12/02/2025)
	32		Detroit Mercy (11/07/2025)
3 PT FG PERCENTAGE	.643	(9-14)	Idaho (12/10/2025)
	.519	(14-27)	LIU (11/03/2025)
FREE THROWS MADE	23		Bellarmine (11/19/2025)
	21		LIU (11/03/2025)
FREE THROW ATTEMPTS	32		Bellarmine (11/19/2025)
	30		LIU (11/03/2025)
FREE THROW PERCENTAGE	.867	(13-15)	vs Kansas (N) (11/24/2025)
	.833	(15-18)	Missouri (12/02/2025)
REBOUNDS	45		LIU (11/03/2025)
	44		Detroit Mercy (11/07/2025)
ASSISTS	27		at TCU (12/05/2025)
	19		Detroit Mercy (11/07/2025)
STEALS	8		Detroit Mercy (11/07/2025)
	7		vs Kansas (N) (11/24/2025)
	7		LIU (11/03/2025)
BLOCKED SHOTS	5		Idaho (12/10/2025)
	4		vs Kansas (N) (11/24/2025)
TURNOVERS	19		LIU (11/03/2025)
	16		vs Rutgers (N) (11/25/2025)
FOULS	24		LIU (11/03/2025)
	23		Bellarmine (11/19/2025)

Notre Dame - Game Lows

POINTS	56		vs Houston (N) (11/26/2025)
	61		vs Kansas (N) (11/24/2025)
	63		at Ohio St. (11/16/2025)
	68		vs Rutgers (N) (11/25/2025)
	76		Missouri (12/02/2025)
FIELD GOALS MADE	17		vs Houston (N) (11/26/2025)
	22		vs Kansas (N) (11/24/2025)
FIELD GOAL ATTEMPTS	49		Bellarmine (11/19/2025)
	50		vs Houston (N) (11/26/2025)
FIELD GOAL PERCENTAGE	.340	(17-50)	vs Houston (N) (11/26/2025)
	.344	(22-64)	vs Kansas (N) (11/24/2025)
3 PT FG MADE	3		at Ohio St. (11/16/2025)
	4		vs Kansas (N) (11/24/2025)
3 PT FG ATTEMPTS	10		at Ohio St. (11/16/2025)
	14		Idaho (12/10/2025)
3 PT FG PERCENTAGE	.167	(4-24)	vs Kansas (N) (11/24/2025)
	.214	(6-28)	vs Houston (N) (11/26/2025)
FREE THROWS MADE	6		vs Rutgers (N) (11/25/2025)
	7		Idaho (12/10/2025)
FREE THROW ATTEMPTS	9		vs Rutgers (N) (11/25/2025)
	10		Idaho (12/10/2025)
FREE THROW PERCENTAGE	.450	(9-20)	at TCU (12/05/2025)
	.600	(12-20)	at Ohio St. (11/16/2025)
REBOUNDS	31		Bellarmine (11/19/2025)
	33		Missouri (12/02/2025)
ASSISTS	6		vs Kansas (N) (11/24/2025)
	8		at Ohio St. (11/16/2025)
STEALS	2		Idaho (12/10/2025)
	2		at TCU (12/05/2025)
	2		vs Houston (N) (11/26/2025)
BLOCKED SHOTS	1		vs Houston (N) (11/26/2025)
	1		Bellarmine (11/19/2025)
	1		at Ohio St. (11/16/2025)
	1		Eastern Ill. (11/11/2025)
	1		LIU (11/03/2025)
TURNOVERS	5		vs Kansas (N) (11/24/2025)
	7		Detroit Mercy (11/07/2025)
FOULS	8		Idaho (12/10/2025)
	13		vs Kansas (N) (11/24/2025)



2025-26 Notre Dame Men's Basketball OPPONENT HIGHS & LOWS

Opponent - Game Highs

POINTS	85	at TCU (12/05/2025)
	79	Bellarmine (11/19/2025)
	71	Missouri (12/02/2025)
	71	vs Kansas (N) (11/24/2025)
	70	Detroit Mercy (11/07/2025)
FIELD GOALS MADE	29	at TCU (12/05/2025)
	28	vs Kansas (N) (11/24/2025)
	28	Detroit Mercy (11/07/2025)
FIELD GOAL ATTEMPTS	67	Detroit Mercy (11/07/2025)
	60	at TCU (12/05/2025)
	60	vs Kansas (N) (11/24/2025)
FIELD GOAL PERCENTAGE	.543 (25-46)	Bellarmine (11/19/2025)
	.483 (29-60)	at TCU (12/05/2025)
3 PT FG MADE	12	at TCU (12/05/2025)
	11	vs Rutgers (N) (11/25/2025)
3 PT FG ATTEMPTS	30	Detroit Mercy (11/07/2025)
	29	at TCU (12/05/2025)
3 PT FG PERCENTAGE	.417 (10-24)	Idaho (12/10/2025)
	.414 (12-29)	at TCU (12/05/2025)
FREE THROWS MADE	22	Bellarmine (11/19/2025)
	19	at Ohio St. (11/16/2025)
	19	LIU (11/03/2025)
FREE THROW ATTEMPTS	31	LIU (11/03/2025)
	27	Bellarmine (11/19/2025)
FREE THROW PERCENTAGE	.900 (9-10)	Idaho (12/10/2025)
	.833 (10-12)	Eastern Ill. (11/11/2025)
REBOUNDS	44	vs Houston (N) (11/26/2025)
	44	vs Kansas (N) (11/24/2025)
ASSISTS	20	at TCU (12/05/2025)
	16	vs Kansas (N) (11/24/2025)
STEALS	10	Missouri (12/02/2025)
	10	LIU (11/03/2025)
BLOCKED SHOTS	8	vs Kansas (N) (11/24/2025)
	4	vs Rutgers (N) (11/25/2025)
	4	at Ohio St. (11/16/2025)
TURNOVERS	15	LIU (11/03/2025)
	14	vs Rutgers (N) (11/25/2025)
FOULS	22	Bellarmine (11/19/2025)
	22	LIU (11/03/2025)

Opponent - Game Lows

POINTS	58	Eastern Ill. (11/11/2025)
	63	vs Rutgers (N) (11/25/2025)
	64	at Ohio St. (11/16/2025)
	65	Idaho (12/10/2025)
	66	vs Houston (N) (11/26/2025)
FIELD GOALS MADE	19	at Ohio St. (11/16/2025)
	20	vs Houston (N) (11/26/2025)
	20	vs Rutgers (N) (11/25/2025)
FIELD GOAL ATTEMPTS	46	Bellarmine (11/19/2025)
	50	at Ohio St. (11/16/2025)
FIELD GOAL PERCENTAGE	.339 (20-59)	vs Houston (N) (11/26/2025)
	.380 (19-50)	at Ohio St. (11/16/2025)
3 PT FG MADE	6	Missouri (12/02/2025)
	6	vs Kansas (N) (11/24/2025)
	6	Eastern Ill. (11/11/2025)
	6	LIU (11/03/2025)
	6	
3 PT FG ATTEMPTS	18	LIU (11/03/2025)
	20	vs Kansas (N) (11/24/2025)
3 PT FG PERCENTAGE	.286 (6-21)	Missouri (12/02/2025)
	.286 (6-21)	Eastern Ill. (11/11/2025)
FREE THROWS MADE	5	Detroit Mercy (11/07/2025)
	9	Idaho (12/10/2025)
	9	vs Kansas (N) (11/24/2025)
FREE THROW ATTEMPTS	10	Idaho (12/10/2025)
	10	Detroit Mercy (11/07/2025)
FREE THROW PERCENTAGE	.500 (5-10)	Detroit Mercy (11/07/2025)
	.613 (19-31)	LIU (11/03/2025)
REBOUNDS	17	Bellarmine (11/19/2025)
	24	Eastern Ill. (11/11/2025)
ASSISTS	7	Bellarmine (11/19/2025)
	8	Eastern Ill. (11/11/2025)
STEALS	2	vs Kansas (N) (11/24/2025)
	2	Eastern Ill. (11/11/2025)
BLOCKED SHOTS	0	Bellarmine (11/19/2025)
	1	at TCU (12/05/2025)
	1	Missouri (12/02/2025)
	1	Eastern Ill. (11/11/2025)
TURNOVERS	5	vs Houston (N) (11/26/2025)
	6	Idaho (12/10/2025)
FOULS	11	vs Kansas (N) (11/24/2025)
	12	Idaho (12/10/2025)



2025-26 Notre Dame Men's Basketball

INDIVIDUAL HIGHS

Notre Dame - Individual Game Highs

POINTS	25	Markus Burton vs Bellarmine (11/19/2025)
	24	Markus Burton vs Kansas (N) (11/24/2025)
	24	Markus Burton vs LIU (11/03/2025)
	22	Cole Certa vs LIU (11/03/2025)
	21	Markus Burton vs Rutgers (N) (11/25/2025)
FIELD GOALS MADE	21	Markus Burton vs Eastern Ill. (11/11/2025)
	10	Markus Burton vs Bellarmine (11/19/2025)
	9	Carson Towt vs Idaho (12/10/2025)
	9	Markus Burton vs Rutgers (N) (11/25/2025)
FIELD GOAL ATTEMPTS	9	Markus Burton vs Kansas (N) (11/24/2025)
	19	Markus Burton vs Eastern Ill. (11/11/2025)
FIELD GOAL PERCENTAGE (min 5 made)	18	Markus Burton vs Kansas (N) (11/24/2025)
	1,000 (6-6)	Carson Towt at TCU (12/05/2025)
3 PT FG MADE	1,000 (6-6)	Jalen Haralson vs Eastern Ill. (11/11/2025)
	6	Cole Certa at TCU (12/05/2025)
	6	Braeden Shrewsberry vs Eastern Ill. (11/11/2025)
3 PT FG ATTEMPTS	6	Cole Certa vs LIU (11/03/2025)
	12	Cole Certa at TCU (12/05/2025)
	9	Braeden Shrewsberry vs Missouri (12/02/2025)
	9	Braeden Shrewsberry vs Kansas (N) (11/24/2025)
3 PT FG PERCENTAGE (min 2 made)	9	Cole Certa vs LIU (11/03/2025)
	1,000 (2-2)	Sir Mohammed vs Idaho (12/10/2025)
FREE THROWS MADE	1,000 (2-2)	Garrett Sundra at TCU (12/05/2025)
	8	Markus Burton at Ohio St. (11/16/2025)
FREE THROW ATTEMPTS	8	Markus Burton vs LIU (11/03/2025)
	9	Jalen Haralson vs Bellarmine (11/19/2025)
	9	Markus Burton at Ohio St. (11/16/2025)
	9	Markus Burton vs LIU (11/03/2025)
FREE THROW PERCENTAGE (min 3 made)	1,000 (6-6)	Markus Burton vs Kansas (N) (11/24/2025)
	1,000 (6-6)	Cole Certa vs Bellarmine (11/19/2025)
	1,000 (4-4)	Markus Burton vs Missouri (12/02/2025)
	1,000 (4-4)	Kebba Njie vs Bellarmine (11/19/2025)
	1,000 (4-4)	Markus Burton vs Eastern Ill. (11/11/2025)
	1,000 (4-4)	Braeden Shrewsberry vs Detroit Mercy (11/07/2025)
	1,000 (4-4)	Kebba Njie vs LIU (11/03/2025)
	1,000 (4-4)	Cole Certa vs LIU (11/03/2025)
	1,000 (3-3)	Markus Burton vs Bellarmine (11/19/2025)
	1,000 (3-3)	Jalen Haralson at Ohio St. (11/16/2025)
REBOUNDS	19	Carson Towt vs LIU (11/03/2025)
	15	Carson Towt vs Idaho (12/10/2025)
ASSISTS	10	Markus Burton vs Missouri (12/02/2025)
	9	Jalen Haralson at TCU (12/05/2025)
STEALS	4	Markus Burton vs Detroit Mercy (11/07/2025)
	3	Markus Burton vs Rutgers (N) (11/25/2025)
	3	Markus Burton vs Kansas (N) (11/24/2025)
BLOCKED SHOTS	4	Brady Koehler vs Idaho (12/10/2025)
	2	Carson Towt vs Kansas (N) (11/24/2025)
TURNOVERS	6	Markus Burton vs Rutgers (N) (11/25/2025)
	5	Jalen Haralson at TCU (12/05/2025)
	5	Sir Mohammed vs Rutgers (N) (11/25/2025)
FOULS	5	Carson Towt at TCU (12/05/2025)
	5	Jalen Haralson vs Missouri (12/02/2025)

Opponent - Individual Game Highs

POINTS	26	Mark Mitchell vs Missouri (12/02/2025)
	24	Bruce Thornton at Ohio St. (11/16/2025)
	24	TJ Nadeau vs Detroit Mercy (11/07/2025)
	22	Jacob Crews vs Missouri (12/02/2025)
	21	Jamichael Davis vs Rutgers (N) (11/25/2025)
FIELD GOALS MADE	9	TJ Nadeau vs Detroit Mercy (11/07/2025)
	8	Mark Mitchell vs Missouri (12/02/2025)
	8	Flory Bidunga vs Kansas (N) (11/24/2025)
	8	Bryson Tiller vs Kansas (N) (11/24/2025)
	8	Bruce Thornton at Ohio St. (11/16/2025)
	8	Kooper Jacobi vs Eastern Ill. (11/11/2025)
FIELD GOAL ATTEMPTS	17	Jackson Rasmussen vs Idaho (12/10/2025)
	17	Mark Mitchell vs Missouri (12/02/2025)
FIELD GOAL PERCENTAGE (min 5 made)	.667 (6-9)	Jack Karasinski vs Bellarmine (11/19/2025)
	.643 (9-14)	TJ Nadeau vs Detroit Mercy (11/07/2025)
3 PT FG MADE	6	TJ Nadeau vs Detroit Mercy (11/07/2025)
	5	Jacob Crews vs Missouri (12/02/2025)
	5	Jamichael Davis vs Rutgers (N) (11/25/2025)
3 PT FG ATTEMPTS	11	Emanuel Sharp vs Houston (N) (11/26/2025)
	11	TJ Nadeau vs Detroit Mercy (11/07/2025)
3 PT FG PERCENTAGE (min 2 made)	.714 (5-7)	Jamichael Davis vs Rutgers (N) (11/25/2025)
	.667 (2-3)	Tre White vs Kansas (N) (11/24/2025)
FREE THROWS MADE	10	Christoph Tilly at Ohio St. (11/16/2025)
	9	Mark Mitchell vs Missouri (12/02/2025)
FREE THROW ATTEMPTS	13	Christoph Tilly at Ohio St. (11/16/2025)
	11	Mark Mitchell vs Missouri (12/02/2025)
FREE THROW PERCENTAGE (min 3 made)	1,000 (6-6)	Biko Johnson vs Idaho (12/10/2025)
	1,000 (6-6)	Preston Turner vs Eastern Ill. (11/11/2025)
	1,000 (5-5)	Tariq Francis vs Rutgers (N) (11/25/2025)
	1,000 (4-4)	Milos Uzan vs Houston (N) (11/26/2025)
	1,000 (4-4)	Mercy Miller vs Houston (N) (11/26/2025)
	1,000 (4-4)	Bruce Thornton at Ohio St. (11/16/2025)
	1,000 (3-3)	Kenyon Goodin vs Bellarmine (11/19/2025)
REBOUNDS	1,000 (3-3)	John Mobley Jr. at Ohio St. (11/16/2025)
	9	Tre White vs Kansas (N) (11/24/2025)
ASSISTS	9	Flory Bidunga vs Kansas (N) (11/24/2025)
	9	Bryson Tiller vs Kansas (N) (11/24/2025)
	8	Brock Harding at TCU (12/05/2025)
STEALS	7	Greg Gordon vs LIU (11/03/2025)
	5	Anthony Robinson II vs Missouri (12/02/2025)
	4	Micah Robinson at TCU (12/05/2025)
	4	Jomo Goings vs LIU (11/03/2025)
BLOCKED SHOTS	4	Greg Gordon vs LIU (11/03/2025)
	5	Flory Bidunga vs Kansas (N) (11/24/2025)
	2	Emmanuel Ogbale vs Rutgers (N) (11/25/2025)
	2	Christoph Tilly at Ohio St. (11/16/2025)
TURNOVERS	2	Shadrak Lasu vs LIU (11/03/2025)
	5	Anthony Robinson II vs Missouri (12/02/2025)
	4	Brian Waddell vs Bellarmine (11/19/2025)
	4	Malik Olafoye vs Eastern Ill. (11/11/2025)
FOULS	4	Malachi Davis vs LIU (11/03/2025)
	5	Anthony Robinson II vs Missouri (12/02/2025)
	5	Joseph Tugler vs Houston (N) (11/26/2025)
	5	Nate Johnson vs Detroit Mercy (11/07/2025)
	5	Malachi Davis vs LIU (11/03/2025)



2025-26 Notre Dame Men's Basketball

LAST TIME NOTRE DAME...

NOTRE DAME RECORDED A ...

	Score	Opponent	Date
1-Point win	55-54	vs. Pitt (ACC Tourney)	3/11/25
3 Consecutive 20-Point wins	89-67	LIU	11/3/25
	102-70	Detroit Mercy	11/7/25
	78-58	Eastern Illinois	11/11/25
30-Point win	102-70	Detroit Mercy	11/7/25
30-Point ACC win	90-56	Georgia Tech	2/26/22
40-Point win	92-49	Seattle	11/16/16
50-Point win	107-53	North Carolina A&T	12/4/16
30-Point loss	51-84	vs. #7 North Carolina	3/5/24
15-Point rally	93-89	at Duke	2/9/21
20-Point rally	71-65	vs. Virginia Tech (2nd half)	3/17/18
last-second shot win	89-87	vs. Rutgers (Atkinson Jr. lay up, 1.4)	3/16/22
last-10-second win	87-85	at TCU (OT)	12/5/25
overtime game	87-85	at TCU (OT)	12/5/25
multi-overtime game	112-110	vs Cal (4OT)	3/8/25
overtime victory	87-85	at TCU (OT)	12/5/25
5-game win streak	5 games	11/10/22 to 11/22/22	
10-game win streak	11 games	11/26/14 through 1/5/15	
15-game win streak	18 games	12/31/53 through 3/9/54	
5-game loss streak	5	11/22/24 through 12/3/24	

NOTRE DAME SHOT ...

	%	FGM-FGA	Opponent	Date
55% on FGs	.550	33-60	at TCU	12/5/25
55% on FGs, consecutive games	.552	32-58	at Duke	2/9/21
	.593	32-64	at Georgia Tech	2/6/21
60% on FGs	.615	32-52	at Syracuse	2/24/24
65% on FGs	.660	35-53	at Boston College	2/21/15
65% on FGs, first half	.696	16-23	Virginia	12/30/23
55% on 3FGs (10+ att)	See 60			
60% on 3FGs (10+ att)	.643	9-14	Idaho	12/10/25
70% on 3FGs (10+ att)	.714	15-21	at Florida State	1/18/17
90% on FTs (10+ att)	.905	19-21	at #13/14 Clemson	2/26/25
100% on FTs (10+ att)	1.000	16-16	Virginia Tech	2/8/25

NOTRE DAME ...

	Pts	ND-Opp	Opponent	Date
Scored 100 points	102	102-70	Detroit Mercy	11/7/25
Scored 110 points	112	112-110 (4OT)	Cal	3/8/25
Scored 100 points on the road	103	103-84	at Providence	2/21/09
Scored 100 points at a neutral site	100	100-77	vs. Houston	3/12/78
Scored 100 points and lost	106	106-119	vs. Houston	3/20/71
Allowed 100 points	110	112-110 (4OT)	Cal	3/8/25
Scored less than 50 points	48	48-69	at Georgia	12/3/24
Allowed less than 40 points	39	82-39	Binghamton	11/14/14

Allowed less than 50 points	43	59-43	Jacksonville	12/27/22
	Stat	Mid-Att	Opponent	Date
Made 40 FGs	41	41-59	Detroit Mercy	12/10/19
Made 15 or more 3FGs	15-37		at Syracuse	1/14/23
Made 15 or more 3FGs in consecutive games	20-39		Detroit Mercy	12/10/19
	15-39		UCLA	12/14/19
Made 10 3FGs in a half	.667	10-15	at Syracuse (2nd Half)	2/24/24
Made 20 3FGs	.513	20-39	Detroit Mercy	12/10/19
Made 30 free throws	94.7%	36-38	UIC	11/6/18
Had 15 or more assists in 1st half	15		at Syracuse	2/20/21
Had 15 or more assists in 2nd half	16		Detroit Mercy	12/10/19
Had 20 or more assists	See 25			
Had 25 or more assists	27		at TCU (OT)	12/5/25
Had 30 or more assists	33		Detroit Mercy	12/10/19
Had 15 offensive rebounds	17		LIU	11/3/25
Had 20 offensive rebounds	22		Marshall	11/15/19
Had 25 offensive rebounds	26		Louisville (2 OT)	1/16/18
Had 50 total rebounds	50		Cal	3/8/25
Doubled opponent rebounds	50/23		Stonehill	11/6/24
Allowed zero off rebounds	0		Bellarmine	12/23/20
Committed 5 turnovers or less	4		Wake Forest	2/4/23
Committed 25 turnovers	26		at Villanova	2/8/00
Forced 15 turnovers	18		Boston College	1/13/25
Forced 20 turnovers	21		Toledo (OT)	
Forced 25 turnovers	30		New Hampshire	11/16/01

NOTRE DAME ...

	Opponent	Date	Player	Stat
5 double-figure scorers	See 6			
6 double-figure scorers	Detroit Mercy	11/7/25	Carson Towt	11
			Markus Burton	13
			Braeden Shrewsbury	19
			Sir Mohammed	10
			Ryder Frost	10
			Brady Koehler	10
7 double-figure scorers	North Carolina A&T	12/4/16	V.J. Beachem	19
			Matt Ryan	17
			Matt Farrell	15
			Steve Vasturia	13
			T.J. Gibbs	12
			Rex Pflueger	10
			Bonzie Colson	10
4 players score 15 points	Ohio State	12/8/20	Prentiss Hubb	26
			Nate Laszewski	17
			Dane Goodwin	16
			Cormac Ryan	15
2 double-figure rebounders	See 3			
3 double-figure rebounders	at Boston College	1/15/24	Carey Booth	13
			Kebba Njie	10
			Julian Roper II	10



2025-26 Notre Dame Men's Basketball

LAST TIME NOTRE DAME...

2 players with 10 or more assists	Chicago State	11/26/12	Eric Atkins	11
			Jerian Grant	10
3 players with 5 or more assists	Fairleigh Dickinson	11/26/29	T.J. Gibbs	5
			Rex Pflueger	5
			Prentiss Hubb	5
2 players with double-doubles	at Georgia Tech	1/9/24	J.R. Konieczny	10 pts, 11 reb
			Tae Davis	10 pts, 10 reb
3 players with double-doubles	High Point	11/16/21	Paul Atkinson Jr.	19 pts, 11 reb
			Nate Laszewski	10 pts, 16 reb
			Dane Goodwin	12 pts, 11 reb
2 players with 5 or more 3FGM	at Syracuse	1/30/21	Prentiss Hubb	5-7
			Cormac Ryan	5-6
3 players with 3 or more 3FGM	at Louisville	1/22/22	Blake Wesley	3-4
			Prentiss Hubb	3-5
			Dane Goodwin	3-5
			Trey Wertz	3-3
2 30-point scorers	Villanova	2/28/11	Ben Hansbrough	30
			Tim Abromaitis	30
2 20-point scorers	LIU	11/3/25	Cole Certa	22
			Markus Burton	24
3 20-point scorers	at Syracuse	1/4/20	John Mooney	28
			Prentiss Hubb	22
			T.J. Gibbs	21
A player ejected	at Boston College	2/12/25	Julian Roper II	
A coach ejected	at Syracuse	1/18/25	Micah Shrewsberry	
9 different players with a three-pointer	Maryland Eastern Shore	11/22/23		

AN OPPOSING PLAYER HAD ...

25+ points	Stat	Player	Opponent	Date
30+ points	26	Mark Mitchell	Missouri	12/2/25
35+ points	See 35+			
40+ points	36	Jeremiah Wilkinson	Cal	3/8/25
45+ points	42	Cooper Flagg	at #4 Duke	1/11/25
50+ points	46	Jerome Robinson	Boston College	2/6/18
15 rebounds	52	Marshon Brooks	Providence	2/23/11
20 rebounds	16	Matthew Cleveland	Florida State	1/17/23
	22	DeJuan Blair	Pittsburgh	1/31/09
2 players w/ double-double	16 points, 11 reb	Armando Bacot	North Carolina	2/22/23
	11 points, 10 reb	Pete Nance		
a triple-double	18 pts, 10 reb, 13 ast	Marcus Williams	Connecticut	2/21/06
20 pts, 10 reb	20 pts, 10 reb	Maxime Raynaud	Stanford	3/5/25
20 pts, 20 reb	23 pts, 22 reb	DeJuan Blair	Pittsburgh	1/31/09
6+ 3FGs	6	TJ Nadeau	Detroit Mercy	11/7/25
10 assists	10	Elliot Cadeau	UNC	3/12/25
10 blocks	10	Hasheem Thabeet	Connecticut	1/5/08
10 steals	11	Mark Macon	Temple	1/29/89
	11	Armando Bacot		
3 players w/ double-digit reb.	10	Pete Nance	North Carolina	2/22/23
	11	Leaky Black		
	14	Mady Sissoko		
5 players with double-digit points	36	Jeremiah Wilkinson	Cal	3/8/25
	21	Andrej Stojakovic		
	11	Jovan Blacksher Jr		
	15	DJ Campbell		

AN IRISH PLAYER HAD ...

20 or more pts in a half	Stat	Player	Opponent	Date
20 or more pts in 1st half	22 (1st)	Markus Burton	at Syracuse	1/18/25
20 or more pts in 2nd half	22	Markus Burton	at Syracuse	1/18/25
		Tae Davis	at Georgia Tech	12/31/24
30-39 points	See 40			
40-49 points	43	Markus Burton	Cal	3/8/25
50+ points	52	Austin Carr	vs. TCU	3/13/71

15-19 rebounds	15	Carson Towt	Idaho	12/10/25
20+ rebounds	20	John Mooney	Clemson	3/6/19
a double-double off the bench	18 pts, 11 reb	J.R. Konieczny	vs Auburn	11/16/23
consecutive double-doubles	12 pts, 10 reb	J.R. Konieczny	at Miami	12/2/23
	19 pts, 10 reb		Western Michigan	12/5/23
Double-Double with pts and assists	18 pts, 10 ast	Markus Burton	Missouri	12/2/25
12 consecutive double-doubles	12	John Mooney	FDU, MD, BC, Det Mercy, UCLA, Indiana, AA&M, Syracuse, NC State, Lville, at GT, Syracuse	11/26/19 - 1/22/20
a triple-double	24 pts, 11 ast, 11 stls	Chris Thomas &	New Hampshire	11/16/01
15+ point, 5+ assists, 5+ steals	18 pts, 5 ast, 5 stl	Markus Burton	Georgia Tech	2/14/24
20+ points, 5+ rebounds, 5+ assists	20 pts, 5 reb, 9 ast	Jalen Haralson	at TCU (OT)	12/5/25
20 pts, 10 reb	20 pts, 10 reb	Tae Davis	Dartmouth	12/11/24
25 pts, 15 reb	28 pts, 16 reb	John Mooney	Marshall	11/15/19
20 pts, 20 reb	25 pts, 20 reb	Troy Murphy	at Seton Hall	1/8/01
20 pts, 10 ast	22 pts, 10 ast	Matt Farrell	vs. Purdue	12/17/16
10+ assists	10	Markus Burton	Missouri	12/2/25
5-9 blocks	5	Juwan Durham	Alabama A&M	12/29/19
10+ blocks	11	Jordan Cornette	Belmont	11/17/02
5-9 steals	5	Julian Roper II	North Dakota	11/19/24
10+ steals	11	Chris Thomas	New Hampshire	11/16/01
10+ offensive rebounds	11	Martinas Geben #	Louisville (20T)	1/13/16
6 3FGs	6-14	Cole Certa	at TCU (OT)	12/5/25
7 3FGs	7-11	Braeden Shrewsberry	at Louisville	2/21/24
8 3FGs	8-15	Colin Falls	vs. Syracuse	3/8/07
9 3FGs	9-13	Tim Abromaitis	Villanova	2/28/11
10 3FGs	10-12	Matt Farrell	at Boston College	2/17/18
5 consecutive 3FGs without a miss	5	Braeden Shrewsberry	Eastern Illinois	11/11/25
9 consecutive 3FGs without a miss	9-9	Matt Farrell	at Boston College	2/17/18
5 consecutive 20-pt games	20	Markus Burton	Pitt	2/22/25
	30		at Clemson	2/26/25
	29		at Wake Forest	3/1/25
	24		Stanford	3/5/25
	43		Cal	3/8/25
10 games or more with 20+ points	14	Luke Harangody		12/6/08-2/4/09
Scored 15 or more consecutive points	17	Dane Goodwin	at Duke	2/14/23



2025-26 Notre Dame Men's Basketball

GAME

1

LIU, 67

NOTRE DAME, 89

Nov. 3, 2025

Purcell Pavilion (South Bend, IN)



Official Basketball Box Score - Final
LIU at Notre Dame
11/03/25 Purcell Pavilion at the Joyce Center, Notre Dame
ESPN-3D Men's Basketball

Game Time 7:00 PM
Game Duration 1:57
Attendance 7,811

Officials: Clarence Ammons, Rob Terry, Cassie Johnson

Records: 8-1												
NO. Name	Min	FG	3P	FT	Rebounds	Fouls	TP	AS	TO	ST	Blocks	Shooting By Period
		M-A	M-A	M-A	OR DR TOT	PF PD					BS BA	
6 Mason Porter-Brown	F 35:32	3-8	1-2	5-6	2 2 4	1 4	12	1	2	1	1	1st FG 6:28 21.4%
22 Shadrak Lasu	F 22:59	2-2	1-1	3-5	1 3 4	2 3	8	1	1	0	2	3PT% 2-8 25.0%
33 Jamal Fuller	F 28:48	3-8	3-6	3-4	1 4 5	4 5	12	2	1	0	0	FT% 11-16 68.8%
0 Malachi Davis	G 23:55	2-8	0-3	1-2	0 1 1	5 2	5	0	4	1	0	2nd FG 15:27 55.0%
2 Greg Gordon	F 35:18	5-12	0-0	1-2	3 4 7	4 1	11	7	2	4	0	3PT% 4-10 40.0%
1 Jomo Goinis	G 32:13	2-6	1-3	3-6	5 2 7	3 5	8	1	3	4	0	FT% 8-15 53.3%
3 Fahim Saintleger-Meran	G 05:10	0-0	0-0	1-2	0 0 0	0 1	1	0	0	0	0	GM FG% 21-55 38.2%
7 Isiah Miranda	F 18:05	4-11	0-3	2-4	0 0 0	0 3	10	0	1	0	0	3PT% 8-18 44.4%
												FT% 19-31 61.3%
Team					2 1 3	0 0	0	1				Dead Ball Rebounds 4
Totals	21:55	6-18	19-31	14	17	31	22	24	67	12	15	1 22

Major Points: Fuller (FI) 1 1 13:00

Player Name - #				Records: 9-6												Major Records: FIVE (1) 17 1350											
NO. Name	Min	FG		3P		FT		Rebounds		Fouls		TP	AS	TO	ST	Blocks		Shooting By Period									
		M-A	M-A	M-A	M-A	OR	DR	PF	PD	BS	BA					BB	BA										
12 Garrett Sundra	F 19:59	2-4	1-3	0-0	0	1	1	2	4	0	5	0	1	0	1	0	12	1 st FG% 11-30 36.7%									
33 Carson Towt	FG 28:40	1-4	0-0	0-0	0	6	13	19	2	0	2	3	0	2	1	0	24	3 rd FT% 5-13 38.5%									
3 Markus Burton	FG 27:11	7-13	2-4	8-9	1	0	1	4	7	24	1	4	0	0	1	0	23	1 st FG% 16-25 64.0%									
10 Jalen Haralson	FG 12:23	2-7	0-1	0-1	0	3	1	3	8	4	0	4	0	0	0	1	7	3 rd FT% 9-14 64.3%									
11 Braeden Shrewsbury	FG 18:29	1-4	0-2	0-0	0	0	0	0	1	2	3	1	0	0	1	1	7	1 st FG% 8-10 80.0%									
5 Cole Carta	FG 24:59	6-10	6-9	4-4	2	2	2	4	2	22	2	2	0	0	0	0	13	GM FG% 27-35 41.4%									
6 Brady Koehler	06:20	0-1	0-1	1-2	0	2	2	2	2	1	1	1	0	0	0	0	2	3 rd FT% 14-27 51.9%									
13 Sir Mohammed	16:45	1-3	1-2	2-4	0	1	1	2	2	5	1	3	1	0	0	0	8	FT% 21-30 70.0%									
14 Kebba Njie	11:26	2-3	0-0	4-4	3	1	4	3	4	8	0	0	0	0	0	0	-5	Dead Ball Rebounds & 0									
2 Logan Imes	20:13	0-0	0-0	1-4	1	2	3	2	2	1	3	2	2	0	0	0	8										
7 Ryder Frost	13:35	5-6	4-5	1-2	1	2	1	1	15	1	1	1	0	0	0	0	11										
Team					2	2	4	0	0	0	0	2					22										
Totals	27:55	14-27	21-30	17	28	45	24	22	89	15	19	7	1	3	0	11											

Major Points: NONE

LIU		UND				Period by Period Scoring			
Biggest Lead	0 (1 st 20:00)	22 (2 nd 2:05)	Points from	LIU	UND		1st	2nd	TOT
Best Shooting Run	8 (2 nd 0:05)	8 (1 st 18:09)	Turnovers	14	21				
Lead Changes	0	0	Paint	24	28				
Times Tied	0	0	Second Chance	12	21	LIU	25	42	67
Time with Lead	00:00	39:24	Fast Breaks	12	9				
			Bench	18	32	UND	40	49	89

GAME

2

DETROIT MERCY, 70

NOTRE DAME, 102

Nov. 7, 2025

Purcell Pavilion (South Bend, IN)



Official Basketball Box Score - Final
Detroit Mercy at Notre Dame
11/07/25 Purcell Pavilion at the Joyce Center, Notre Dame
ESPN-3D Men's Basketball

Game Time 7:00 PM
Game Duration 1:57
Attendance 7,833

Officials: Lamar Brown, Jeff Fox, Chase Brown

Records: 9-6												
NO. Name	Min	FG M-A	3P M-A	FT M-A	Rebounds OR DR TOT	Fouls PF PD	TP	AS	TO	ST	Blocks BS BA	+/-
20 London Maiden	12:43	2-7	0-0	0-0	1 0 1	1 0	4	0	0	0	0 9	1st FG: 13-35 37.1%
1 Tyler Spratt	24:52	3-5	1-2	0-0	0 1 1	0 0	7	1	0	0	0 19	SPT: 4-16 25.0%
5 Orlando Lovejoy	17:21	3-7	0-0	0-0	0 2 2	2 5	6	2	2	1 0	17	FT: 1-2 50%
10 Nate Johnson	19:59	3-6	1-3	0-0	0 0 0	5 0	7	0	1	0	1 20	2nd FG: 15-32 46.9%
33 TJ Nadeau	26:30	9-14	6-11	0-2	0 3 3	2 2	24	3	2	1 0	23	SPT: 5-14 35.7%
6 Xavier Istomin-Monroe	16:45	1-2	0-0	0-0	1 2 3	1 1	2	0	3	0	1 11	FT: 4-8 50%
2 Ja'kel Cotton	13:25	0-5	0-5	0-0	2 5 7	2 0	0	1	0	1 0	11	GM FG: 28-67 41.8%
4 Keshawn Fisher	14:57	3-10	1-5	0-0	2 5 7	2 0	7	2	1	0	1 3	SPT: 9-30 30.0%
7 Ayden Carter	13:31	3-5	0-1	2-2	0 4 4	2 1	8	0	2	0	0 15	FT: 5-10 50.0%
11 Lance Stone	16:13	0-3	0-2	1-2	0 0 0	3 2	1	0	0	0	0 18	
23 Legend Geeter	08:11	1-2	0-1	1-2	1 2 3	0 3	3	1	0	0	1 10	Dead Ball Rebounds: 4
13 Jared Lary	11:55	0-0	0-0	1-2	0 0 0	1 1	1	1	0	0	0 0	
30 Ryan Kalambay	02:21	0-0	0-0	0-0	0 0 0	0 0	0	0	0	0	0 2	
25 Zak Abdalla	01:17	0-1	0-0	0-0	0 0 0	0 0	0	0	0	1 0	0 2	
Team					1 2 0	0 0						
Totals	28:57	9-30	5-10	8	25	33	21	15	70	13	5 3 2 32	

Major Points: NONE

Records: 9-6												
NO. Name	Min	FG M-A	3P M-A	FT M-A	Rebounds OR DR TOT	Fouls PF PD	TP	AS	TO	ST	Blocks BS BA	+
12 Garrett Sundra	19:43	4-6	1-2	0-0	1 4 5	0 0	9	1	0	0	0 21	1st FG% 14-30 46.7%
33 Carson Towt	20:59	5-7	0-0	1-2	4 6 10	1 1	11	5	1	1	0 25	3PT% 8-16 50.0%
3 Markus Burton	17:46	4-8	1-2	4-5	0 3 3	4 9	13	2	1	4	0 2 19	FT% 8-12 66.7%
11 Braeden Shrewsbury	28:50	5-8	4-4	0-0	0 3 3	0 2	19	3	0	1	0 30	2nd FG% 22-39 56.4%
13 Sir Mohammed	22:58	4-9	0-1	2-4	2 4 6	1 4	10	6	2	0	0 1 23	3PT% 6-16 37.5%
2 Logan Imes	19:56	2-6	1-3	1-2	1 4 5	0 1	6	0	0	1	0 0 14	FT% 8-10 80%
5 Cole Carta	20:56	2-8	2-7	0-0	0 0 0	0 1	6	1	0	0	0 14	GM FG% 36-69 52.2%
7 Ryder Frost	13:08	3-6	2-5	2-2	0 1 1	1 1	10	0	1	1	0 3	3PT% 14-32 43.8%
14 Kebba Njie	14:55	2-4	0-0	2-3	1 5 6	3 2	6	0	0	1	0 10	FT% 16-22 72.7%
6 Brady Koehler	14:32	4-6	2-4	0-0	1 3 4	3 0	10	0	1	0	1 3	
0 Brady Stevens	03:06	1-1	0-0	0-0	0 0 0	0 0	2	0	0	0	0 1	Dead Ball Fouls: 9, 0
34 Matthew MacLellan	03:08	0-0	0-0	0-0	0 0 0	0 0	0	1	0	0	0 1	
Team					1 0 1	0 0						
Totals	36:59	14-32	16-22	11 33	44 15	21	102	19	7	8	2 3 32	

Major Points: NONE

DM		ND	
Biggest lead	3 (1 st 18:10)	38 (2 nd 6:00)	
Best Shooting Run	7 (2 nd 1:34)	8 (1 st 10:42)	
Lead Changes	1		
Times Tied	2		
Time with Lead	02:46	34:23	
Points from DM ND			
Turnovers 10 20			
Paint 24 44			
Second Chance 5 20			
Fast Breaks 13 20			
Bench 22 40			
Period by Period Scoring			
	1st	2nd	TOT
DM	31	38	70
ND	44	38	102

GAME

3

EASTERN ILLINOIS, 58

NOTRE DAME, 78

Nov. 11, 2025

Purcell Pavilion (South Bend, IN)



Official Basketball Box Score - Final
Eastern Ill. at Notre Dame
11/11/25 Purcell Pavilion at the Joyce Center, Notre Dame
ESPN-3D Men's Basketball

Game Time 7:00 PM
Game Duration 1:58
Attendance 7,818

Officials: Terry Chikara, Matt Pater, Russell Wood

Records: 9-6												Shooting By Period				
NO. Name	Min	FG	3P	FT	Rebounds	Fouls	TP	AS	TO	ST	Blocks					
		M-A	M-A	M-A	OR DR TOT	PF PD					BS BA		1st	2nd	3rd	
7 Prince Johnson	22:46	1-3	0-0	0-0	2 1 3	4 1	2	0	0	0	0 7		3PT%	13-14	36.2	
40 Kooper Jacobi	34:57	8-16	4-8	0-0	2 1 3	1 0	20	0	0	0	0 18		FT%	0-0	0	
3 Mechie White	Q:19:40	2-2	1-1	0-0	0 2 2	4 0	5	0	1	1	0 9		2nd	FG%	8-20 40.0	
5 Zion Fruster	Q:36:17	4-14	0-4	3-4	0 4 4	2 4	11	3	3	1	1 23		3PT%	4-9	44.4	
10 Preston Turner	Q:35:54	4-9	0-4	6-6	0 3 3	1 5	14	2	0	0	0 20		3PT%	10-12	83.3	
15 Andrew Austin	12:24	0-3	0-3	0-0	0 0 0	2 2	0	1	0	0	0 10		GM	FG%	21-54 38.9	
8 Terry McMorris	13:59	1-5	0-0	0-0	2 2 2	1 2	0	0	0	0	0 5		3PT%	6-21	28.6	
11 Malik Olatoye	20:20	0-0	0-0	1-2	1 4 5	1 2	1	2	4	0	0 11		FT%	10-12	83.3	
1 Markus Blackwell	03:43	1-2	1-1	0-0	0 0 0	0 0	3	0	0	0	0 3		Dead Ball Rebounds:			
Team					2 0 2	0 0		0	3							
Totals	21:54	6-21	10-12	9	15	24	17	15	58	6	11	2	1	1	20	

Major Points: NONE

Game Date - 7/1		Records - 9-6											
NO. Name		Min	FG M-A	3P M-A	FT M-A	Rebounds OR DR TOT	Fouls PF PD	TP	AS	TO	ST	Blocks BS BA	4+1
12	Garrett Sundra	15:21	2-2	1-1	0-0	2 3 5	2 0	5	0	0	0	0	5
33	Carson Towt	17:44	2-6	0-0	1-2	8 3 11	4 4	5	3	3	1	0	13
3	Markus Burton	18:18	1-9	1-6	4-4	0 0 0	2 6	21	3	1	2	1	19
11	Braeden Shrewsbury	29:31	6-9	6-8	0-0	0 2 2	0 0	18	2	0	0	0	18
13	Sir Mohammed	26:11	2-6	0-1	2-3	5 2 7	2 2	4	2	1	0	0	22
5	Cole Carta	08:17	0-3	0-3	0-0	0 0 0	0 0	0	0	0	0	0	2
6	Brady Koehler	02:46	0-0	0-0	0-0	0 0 0	0 0	0	0	0	0	0	2
10	Jalen Haralson	25:37	6-6	0-0	5-6	1 4 5	3 4	17	3	2	1	0	22
14	Kebba Njie	09:12	1-1	0-0	1-2	1 3 4	1 3	3	0	0	0	0	2
2	Logan Imes	16:50	2-7	1-6	0-0	0 1 1	1 0	5	0	0	0	0	2
7	Ryder Frost	03:33	0-1	0-1	0-0	0 2 2	0 0	0	0	0	0	0	1
Team						2 0 0	0 0						
Totals		29:50	9-28	11-15	17	23	40	15	17	78	13	10	4 1 1 20

Shooting By Period		
1st	FG%	2-10 43.8%
2nd	FG%	3-13 23.1%
3rd	FT%	3-4 75.0%
4th	FT%	16-30 53.3%
OT	FG%	7-15 46.7%
OT	FT%	8-11 72.7%
GM FGM 29-60 48.3%		
3PT% 9-28 32.1%		
FT% 11-15 73.3%		
Dead Ball Rebounds		

Major Points: NONE

||
||
||



2025-26 Notre Dame Men's Basketball

GAME
5

BELLARMINE, 79
NOTRE DAME, 86

Nov. 24, 2025
MGM Grand Garden Arena (Las Vegas)



Official Basketball Box Score - Final
Bellarmine at Notre Dame
11/24/2025 MGM Grand Garden Arena, Las Vegas
BWP-20 Men's Basketball

Game Time 7:00 PM
Game Duration 1:01
Attendance 1,571

Offensive DR Cornejo Jr., Tony Henderson, Joe Givens

Bellarmine - 79

NO.	Name	Min	FG	3P	FT	Rebounds	Fouls	TP	AS	TO	ST	Blocks	+/-												
			M-A	M-A	M-A	OR DR TOT	PF																		
11	Brian Waddell	F	33:46	6-10	1-3	5-7	1	4	5	2	18	1	4	2	0	0	0	0	0	0	0	0	0	0	0
23	Sam Donald	F	25:02	0-6	0-4	2-2	0	1	1	3	1	2	0	2	3	0	1	0	1	0	1	0	0	0	-17
32	Jack Karsinski	F	29:20	6-9	2-5	3-5	0	4	4	3	5	17	0	2	1	0	2	1	0	0	0	0	0	0	3
2	Tyler Doyle	G	03:33	0-0	0-0	0-0	0	0	0	0	0	0	0	0	0	0	0	0	0	0	0	0	0	0	-5
8	Kenyon Goodin	G	33:14	3-4	1-2	3-3	0	2	2	4	3	10	2	1	0	0	0	0	0	0	0	0	0	0	-11
24	Michael Wilson Jr.	F	28:49	4-6	2-4	7-8	0	0	0	0	3	4	17	2	1	1	0	0	0	0	0	0	0	0	-1
22	Darius Bolden	10:21	1-2	0-1	0-0	0-0	0	0	0	0	0	0	0	0	0	0	0	0	0	0	0	0	0	0	-4
5	Myles Watkins	20:52	4-6	1-2	2-2	0	0	3	3	3	2	11	3	2	0	0	0	0	0	0	0	0	0	0	6
10	Grant Whitaker	10:30	0-1	0-0	0-0	0	0	0	0	1	1	0	0	0	0	0	0	0	0	0	0	0	0	0	-4
7	Donovan Hunter	04:33	1-2	0-1	0-0	0-0	0	1	0	0	0	0	0	0	0	0	0	0	0	0	0	0	0	0	-5
Team																									
Totals			25-46	7-22	22-27	2	15	17	22	23	79	7	13	8	0	1	7								

Major Fouls: NONE

Notre Dame - 86

		FG		3P		FT		Rebounds		Fouls		TP		AS		TO		ST		Blocks			
NO.	Name	Min	M-A	M-A	M-A	M-A	M-A	M-A	OR	DR	OT	FF	PF	TP	AS	TO	ST	BL	BS	+	-		
12	Garrett Sundra	F	09:43	0-0	0-0	0-0	0	0	1	1	1	2	0	0	0	2	0	0	0	0	0		
33	Carson Towt	F	29:23	4-6	0-0	4-6	3	8	11	2	5	12	0	2	0	0	0	0	0	0	12		
3	Markus Burton	G	31:00	10-13	2-4	3-3	0	1	1	4	3	25	4	2	1	0	0	0	0	0	7		
10	Jalen Haralson	G	29:57	6-12	0-2	4-9	3	1	4	2	16	5	0	0	0	0	0	0	0	0	13		
11	Braeden Shrewsbury	G	28:56	2-5	2-5	1-2	0	4	4	3	1	7	0	1	0	0	0	0	0	0	12		
6	Brady Koehler		13:02	2-3	0-1	0-0	0	1	2	3	4	0	1	0	0	0	0	0	0	0	4		
13	Sir Mohammed		17:43	0-1	0-0	0-0	0	0	0	0	0	0	0	0	0	1	2	0	0	0	-17		
5	Cole Certa		20:09	2-5	2-5	6-6	1	1	2	2	3	12	1	2	0	0	0	0	0	0	4		
14	Kebba Njie		07:35	0-1	0-0	4-4	0	2	2	1	2	4	0	1	0	0	0	0	0	0	-5		
2	Logan Iimes		12:32	2-3	1-2	1-2	0	2	2	1	1	6	0	0	0	0	0	0	0	0	1		
Team																							
Totals			28-49	7-19	23-32	9	22	31	23	22	86	10	14	3	1	0	7						

Major Fouls: NONE

Biggest Lead

Biggest Lead		8 (1 st 6:49)	22 (2 nd 7:34)	Points from		BELL	ND	Period by Period Scoring			
Best Shooting Run		6 (1 st 13:30)	12 (1 st 11:42)	Turnovers		17	18	1st		2nd	TOT
Lead Changes		0		Paint		24	36	BELL	30	46	76
Times Tied		7		Second Chance		2	12		ND	37	46
Time with Lead		04:01	30:40	Fast Breaks		10	13				
				Bench		32	20				

GAME
6

(RV/RV) KANSAS, 71
NOTRE DAME, 61

Nov. 24, 2025
MGM Grand Garden Arena (Las Vegas)



Official Basketball Box Score - Final
Notre Dame at Kansas
11/24/2025 MGM Grand Garden Arena, Las Vegas
BWP-20 Men's Basketball

Game Time 12:00 PM
Game Duration 1:02

Offensive Lou Carnell, Orlando Poch, Chance Moore

Notre Dame - 61

NO. Name		Min	FG	3P	FT	Rebounds	Fouls	TP	AS	TO	ST	Blocks	BS
			M-A	M-A	M-A	OR	DR	FF	FD				SA
12	Garrett Sundra	F 22:50	1-6	0-2	0-0	2	1	3	1	2	0	0	0
33	Carson Towt	F 27:32	1-4	0-0	0-0	2	8	10	3	0	2	2	0
3	Markus Burton	G 34:39	9-18	0-3	6-6	1	2	3	2	4	24	1	3
10	Jalen Haralson	G 24:54	5-14	0-2	3-5	3	2	5	3	4	13	1	1
11	Braeden Shrewsbury	G 33:39	3-9	3-9	0-0	0	2	2	1	0	9	1	0
5	Cole Certa	21:19	1-5	1-5	2-2	0	1	1	0	5	1	0	0
14	Kebba Njie	10:53	0-0	0-0	2-2	0	3	3	2	1	2	0	0
6	Brady Koehler	04:22	0-0	0-0	0-0	0	0	0	0	0	0	0	0
13	Sir Mohammed	13:57	2-6	0-1	0-0	1	4	5	0	4	0	2	0
2	Logan Iimes	03:13	0-1	0-0	0-0	0	0	0	1	0	0	0	0
7	Ryder Frost	02:42	0-1	0-1	0-0	0	0	0	0	0	0	0	0
Totals			22-64	4-24	13-15	10	2	0	0	0	0	0	0

Major Fouls: Burton (F) 1st 11:10

Kansas - 71

Games - 71		Records - 46										Major Points: Burton (71) 1 * 11									
NO.	Name	Min	FG M-A	3P M-A	FT M-A	Rebounds OR DR TOT	Fouls FF FO	TP	AS	TO	ST	Blocks BS BA	+/-								
15	Bryson Tiller	F 35:04	8-15	0-5	1-2	0 9 9	1 3 17	2	2	0	0	0	18								
40	Flory Bidunga	F 33:40	8-15	0-0	2-3	3 6 9	1 5 18	5	2	0	0	0	15								
3	Tre White	G 34:27	5-12	2-3	4-6	4 5 9	1 3 16	2	2	0	0	0	5								
7	Kohl Rossario	G 19:17	0-1	0-1	0-0	0 0 0	3 0 0	0	0	1	0	0	2								
14	Melvin Council Jr.	G 38:18	5-11	2-6	0-0	0 5 5	1 12 4	2	2	2	0	0	0								
1	Jayden Dawson	04:13	0-0	0-0	0-0	0 0 0	0 0 0	0	0	0	0	0	0								
13	Elmarco Jackson	14:29	1-2	1-2	0-0	0 1 1	1 0 3	1	0	0	1	0	0								
11	Jamarl McDowell	18:15	1-4	1-3	2-2	0 2 2	3 1 5	1	1	0	1	1	0								
6	Samir Calderon	02:17	0-0	0-0	0-0	0 0 0	0 0 0	0	0	0	0	0	-4								
Team						3 6 9	0 0 0	0	0	0											

Major Fouls: NONE

Biggest Lead

	NDU	KAN	Points from		Period by Period Scoring		
			NDU	KAN	1st	2nd	TOT
Biggest Lead	4 (1 st 18:07)	13 (1 st 0:00)	Turnovers	12	9		
Best Shooting Run	7 (2 nd 8:48)	9 (1 st 9:43)	Point	34	38		
Lead Change	3		Second Chance	4	11	NDU	32 28 81
Times Tied	3	2	Fast Breaks	10	8	KAN	38 32 71



2025-26 Notre Dame Men's Basketball

GAME
9

(RV/RV) MISSOURI, 71

NOTRE DAME, 76

Dec. 2, 2025
Purcell Pavilion (South Bend, IN)



Official Basketball Box Score - Final
Missouri at Notre Dame
11/19/25 Purcell Pavilion at the Joyce Center, Notre Dame
2025-26 Men's Basketball

Game Time 7:00 PM
Game Duration 1:54
Attendance 4,391

Records: 7-1

Offensive: 18 Corrigan, J, Tony Henderson, T, Tim Dargatzis

NO. Name	Min	FG		3P	FT	Rebounds		Fouls	TP	AS	TO	ST	Blocks	+/-
		M-A	M-A			OR	DR							
14 Jevon Porter	F 11:32	0-2	0-1	0-2	1-2	3	1	1	0	2	0	0	0	-3
25 Mark Mitchell	F 37:28	8-17	1-4	9-11	0	5	5	2	7	26	1	3	2	1
15 Shawn Phillips Jr.	C 23:45	3-5	0-0	0-1	2	2	3	1	6	0	1	0	0	-7
0 Anthony Robinson II	G 36:56	3-8	0-3	0-0	1	6	7	5	2	6	3	5	5	0
12 Sebastian Mack	G 06:26	1-4	0-2	0-0	0	1	1	0	2	0	2	1	1	-8
6 Anzor Boateng	12:52	1-3	0-0	1-2	0	0	0	2	1	3	1	0	1	0
45 Luke Northweather	16:15	0-1	0-1	0-1	1	1	2	2	1	0	1	0	0	0
35 Jacob Crews	31:23	6-11	5-10	5-6	1	1	2	4	3	22	0	1	0	0
5 T.O. Barrett	23:14	2-3	0-0	2-2	0	1	1	0	3	6	4	0	1	0
Team						5	3	8	0	0	1	0	0	-6
Totals		24-54	6-21	17-25	9	22	31	19	19	71	12	12	10	1

Shooting By Period	
1st FG%	15-28 53.6%
3PT%	3-13 23.1%
FT%	7-13 53.8%
2nd FG%	9-26 34.6%
3PT%	3-8 37.5%
FT%	10-12 83.3%
GM FG%	24-54 44.4%
3PT%	6-21 28.6%
FT%	17-25 68.0%
Dead Ball Rebounds	0

Records: 7-1

Major Points: Crews (TF) 2 1 0 0 5

NO. Name	Min	FG		3P	FT	Rebounds		Fouls	TP	AS	TO	ST	Blocks	+/-
		M-A	M-A			OR	DR							
12 Garrett Sundra	F 21:36	1-5	0-4	0-0	0	4	4	1	2	1	1	0	0	-5
33 Carson Towt	F 22:50	1-1	0-0	0-0	1	8	9	3	0	2	1	0	0	-8
3 Markus Burton	G 38:02	6-15	2-7	4-4	1	4	5	3	10	2	1	0	0	10
10 Jalen Haralson	G 21:30	5-7	0-0	3-4	1	3	4	5	13	2	2	1	0	1
11 Braeden Shrewsbury	G 35:28	3-9	3-9	2-2	0	3	3	1	4	11	1	0	0	12
6 Brady Koehler	07:58	1-2	1-1	0-0	0	0	0	3	1	3	0	2	1	1
13 Sir Mohammed	08:37	1-3	0-2	0-0	0	1	1	1	2	0	2	0	0	-6
14 Kebba Njie	17:39	2-2	0-0	2-4	0	0	0	2	2	6	0	0	1	0
5 Cole Certa	17:16	4-7	4-7	2-2	0	0	0	0	14	1	0	0	0	10
2 Logan Imes	07:50	1-1	1-1	2-2	2	0	2	0	3	5	0	2	1	0
7 Ryder Frost	01:14	0-2	0-2	0-0	0	0	0	0	0	0	0	0	0	-5
Team						2	3	5	1	0	1	0	1	0
Totals		25-54	11-33	15-18	7	26	33	20	18	76	16	13	4	2

Shooting By Period	
1st FG%	13-30 43.3%
3PT%	4-18 22.2%
FT%	3-4 75%
2nd FG%	12-24 50.0%
3PT%	7-14 50.0%
FT%	12-14 85.7%
GM FG%	25-54 46.3%
3PT%	11-33 33.3%
FT%	15-18 83.3%
Dead Ball Rebounds	0

Biggest Lead	
12 (1st 8:45)	7 (2nd 12:04)
Best Shooting Run	11 (2nd 8:28) 11 (2nd 12:04)
Lead Changes	6
Times Tied	7
Time with Lead	23:32 10:36

Points from	
Turnovers	23 9
Paint	34 24
Second Chance	8 5
Fast Breaks	22 15
Bench	31 30

Period by Period Scoring			
	1st	2nd	TOT
MI	40	31	71
ND	33	43	76

GAME
11

IDAHO, 65

NOTRE DAME, 80

Dec. 10, 2025
Purcell Pavilion (South Bend, IN)



Official Basketball Box Score - Final
Idaho at Notre Dame
1/11/25 Purcell Pavilion at the Joyce Center, Notre Dame
2025-26 Men's Basketball

Game Time 7:00 PM
Game Duration 1:59
Attendance 1,897

Records: 8-5

Offensive: Roger Agyem, D.J. Smith, Gary Aubrey

NO. Name	Min	FG		3P	FT	Rebounds		Fouls	TP	AS	TO	ST	Blocks	+/-
		M-A	M-A			OR	DR							
0 Brody Rowbury	F 21:32	4-6	1-1	2-2	0	4	4	4	1	1	1	0	0	-1
12 Jackson Rasmussen	F 36:48	7-17	2-4	0-0	1	3	4	0	0	16	2	1	1	0
3 Blko Johnson	G 30:26	5-10	3-6	6-6	3	0	3	1	4	19	2	0	1	0
7 Jack Payne	G 19:42	1-6	0-3	0-0	0	1	1	2	0	2	2	0	0	-10
14 Kolton Mitchell	G 34:24	3-8	1-5	1-2	0	6	6	2	1	8	2	3	0	1
21 Seth Joba	21:40	1-6	1-2	0-0	1	4	5	1	1	3	1	0	0	1
5 Isalah Brickner	18:30	1-3	1-1	0-0	0	2	2	1	1	3	2	0	0	1
1 Trevon Blassingame	12:14	1-1	1-1	0-0	1	0	1	1	0	3	1	1	0	0
24 Miles Klapper	04:44	0-1	0-1	0-0	0	0	0	0	0	0	1	1	0	0
Team						1	0	1	0	0	0	0	0	0
Totals		23-58	10-24	9-10	7	20	27	12	8	65	13	6	3	2

Shooting By Period	
1st FG%	12-30 40.0%
3PT%	3-10 30.0%
FT%	6-6 100%
2nd FG%	11-28 39.3%
3PT%	7-14 50.0%
FT%	3-4 75%
GM FG%	23-58 39.7%
3PT%	10-24 41.7%
FT%	9-10 90.0%
Dead Ball Rebounds	1,0

Records: 8-5

Major Points: NONE

NO. Name	Min	FG		3P	FT	Rebounds		Fouls	TP	AS	TO	ST	Blocks	+/-
		M-A	M-A			OR	DR							
12 Garrett Sundra	F 18:56	1-1	0-0	0-0	1	3	4	0	0	2	1	0	0	0
33 Carson Towt	F 31:29	9-12	0-0	1-1	6	9	15	3	3	19	3	2	0	1
5 Cole Certa	G 31:50	5-7	3-4	2-2	1	2	3	0	1	15	1	0	1	0
10 Jalen Haralson	G 25:18	8-16	0-0	4-7	1	1	2	2	4	20	2	2	0	0
11 Braeden Shrewsbury	G 28:57	5-9	4-7	0-0	0	2	2	1	2	14	2	1	1	0
2 Logan Imes	19:13	1-5	0-1	0-0	0	1	1	1	1	2	4	1	0	0
6 Brady Koehler	22:06	1-3	0-0	0-0	0	4	4	1	1	2	0	0	0	15
13 Sir Mohammed	14:42	2-2	2-2	0-0	0	2	2	0	0	6	1	1	0	1
14 Kebba Njie	07:29	0-1	0-0	0-0	1	2	3	1	0	0	1	1	0	0
Team						1	2	3	0	0	1	0	0	0
Totals		32-61	9-14	7-10	11	28	38	8	12	80	15	9	2	15

Shooting By Period	
1st FG%	13-30 43.3%
3PT%	3-5 60.0%
FT%	4-4 100%
2nd FG%	19-31 61.3%
3PT%	6-9 66.7%
FT%	3-6 50%
GM FG%	32-61 52.5%
3PT%	9-14 64.3%
FT%	7-10 70.0%
Dead Ball Rebounds	1,0

Biggest Lead	
2 (1st 18:09) 16 (2nd 14:17)	
Best Shooting Run	10 (1st 4:48) 8 (2nd 1:47)
Lead Changes	6
Times Tied	5
Time with Lead	01:30 33:30

Points from	
Turnovers	8 8
Paint	22 48
Second Chance	5 10
Fast Breaks	8 3
Bench	9 10

Period by Period Scoring			
	1st	2nd	TOT
ID	33	32	65
ND	33	47	80

GAME
10

NOTRE DAME, 87

TCU, 85 (OT)

Dec. 5, 2025
Schollmaier Arena (Fort Worth, Texas)



Official Basketball Box Score - Final
Notre Dame at TCU
1/5/25 Schollmaier Arena, Fort Worth
2025-26 Men's Basketball

Game Time 7:00 PM
Game Duration 2:04
Attendance 4,708

Records: 8-7

Offensive: Doug Swore, Michael Greenwell, Drake Webb

NO. Name	Min	FG		3P	FT	Rebounds		Fouls	TP	AS	TO	ST	Blocks	+/-
		M-A	M-A			OR	DR							
12 Garrett Sundra	F 23:04	2-2	2-2	0-0	2	3	5	1	2	6	2	3	0	0
33 Carson Towt	F 32:51	6-8	0-0	1-5	2	7	9	5	4	19	4	1	1	0
3 Markus Burton	G 10:17	3-6	0-1	0-0	0	0	0	0	0	8	5	0	1	0
10 Jalen Haralson	G 37:56	8-12	0-1	4-7	1	4	5	3	5	20	9	5	0	1
11 Braeden Shrewsbury	G 37:52	5-10	3-7	2-4	0	5	5	1	2	15	4	2	0	0
6 Brady Koehler	13:25	2-5	0-1	0-2	2	2	4	2	2	4	1	2	0	0
5 Cole Certa	32:31	6-14	6-12	2-2	1	2	2	1	20	1	0	0	0	4
13 Sir Mohammed	10:09	0-3	0-1	0-0	0	1	1	2	0	0	1	0	1	-15
14 Kebba Njie	11:42	0-0	0-0	0-0	0	0	3	3	1	1	0	0	0	-6
2 Logan Imes	15:04	1-2	1-1	0-0	0	0	0	0	3	0	3	0	0	-7
7 Ryder Frost	00:10	0-0	0-0	0-0	0	1	1	0	0	0	0	0	0	0
Team						0	1	1	0	0	0	1	0	0
Totals		33-60	12-26	9-20	8	28	36	20	17	87	27	14	2	1

Shooting By Period	
1st FG%	15-28 53.6%
3PT%	4-8 50.0%
FT%	2-8 25%
2nd FG%	16-30 53.3%
3PT%	7-17 41.2%
FT%	1-2 50%
OT FG%	2-4 50.0%
3PT%	1-1 100.0%
FT%	6-10 60%
GM FG%	33-60 55.0%
3PT%	12-26 46.2%
FT%	9-20 45.0%
Dead Ball Rebounds	7,0



2025-26 Notre Dame Men's Basketball

GLENN & STACEY MURPHY HEAD COACH



MICAH SHERWSBERRY GLENN & STACEY MURPHY HEAD COACH

@Coach_Shrews

3rd Season at Notre Dame 5th as a Head Coach at the DI Level

On March 24, 2023, an Indiana native came home to kickstart a new era of Notre Dame men's basketball. Vice President and James E. Rohr Notre Dame Director of Athletics Jack Swarbrick announced Micah Shrewsberry as the 18th head coach in Fighting Irish men's basketball history.

Shrewsberry brought a wealth of experience and success to the helm of the Notre Dame program. All-in-all he's coached in six NCAA Tournaments, two NCAA Final Fours, five NBA Playoffs and two NBA Conference Finals - in addition to coaching all-NBA honorees Jayson Tatum and Jaylen Brown.

Coach Shrewsberry is now hard at work prepping for year three at the helm of the program ahead of the 2025-26 season.

Year Two with the Irish (2024-25)

A year of 'what could have been' as several key injuries kept the team from achieving its fullest potential. Over the course of the season, guards Markus Burton, Braeden Shrewsberry, Matt Allocco and Sir Mohammed all missed significant time. With that said, the Irish finished 15-18 overall and 8-12 in ACC play, once again obtaining the No. 12 seed in the ACC Tournament.

Coach Shrewsberry's core nucleus of players made tremendous strides in year two. Markus Burton solidified himself as an elite guard in the league, earning Second Team honors. Burton led the league in scoring, averaging 23.5 ppg over ACC play. He averaged 21.3 ppg overall which ranked fifth nationally. He joined Irish legend David Rivers as the only two players in program history to average 20+ points and 3+ assists in a season. He also became the seventh fastest player in program history to reach 1,000 career points.

As Braeden Shrewsberry upped his average to 14.0 ppg, Notre Dame boasted the best scoring guard duo in the ACC, topping Duke's Cooper Flagg and Kon Knueppel. Due to the core nucleus, Notre Dame's KenPom offensive efficiency jumped 139 spots from the year prior to 95. The offense, which averaged 64.0 ppg in 2023-24, leaped up to 72.6 ppg in 2024-25.

Despite the roller-coaster season, there were several memorable moments along the way, including Coach Shrewsberry delivering the program's first ever win in Charlottesville against Virginia. How about the Irish recording a 14-point comeback at Boston College, the largest comeback in Coach

Shrewsberry's tenure? How about freshman guard Cole Certa burying a corner three in the final seconds for a 56-54 win over Stanford? How about the four-overtime thriller in the 112-110 win over Cal that saw Burton go off for 43 points? After that victory, Coach Shrews improved to 4-2 in overtime games in his two years in South Bend.

Now, Notre Dame maintained a bulk of its core ahead of the 2025-26 season and will inject a very talented freshman class of Tommy Ahneman, Ryder Frost, Jalen Haralson and Brady Koehler. Back in November of 2024, Coach Shrewsberry and his staff signed these four young men and inked the program's highest ever rated recruiting class in the modern era - a consensus top-10.

Last but not least, the summer of 2024 witnessed Shrewsberry winning a gold medal at the FIBA U18 Americup as an assistant coach with the U.S. U18 team. He'll rejoin the same coaching staff to mentor the US U19 squad at the 2025 FIBA U19 World Cup in June of 2025.

Year One with the Irish (2023-24)

Coach Shrewsberry achieved two of his priorities in the 2023-24 season: establish the right culture at Notre Dame and have the team playing its best basketball at the end of the season. It was a program that returned 1.6% of its scoring and was projected to finish dead last in the ACC. The young Irish team came together and doubled its ACC win total from the year prior, finishing 7-13 in league play. Coach Shrewsberry even received several votes for ACC Coach of the Year. Notre Dame finished with a 13-20 overall record and won one game (First Round vs. Georgia Tech) in the ACC Tournament.

The first key moment of the season included an emphatic 76-54 win over Virginia. What Shrews' crew accomplished had never been done by an Irish team against the Cavaliers ... ever ... it was the largest margin of victory against UVA in the all-time series. In addition, the 76 points were the most scored by an Irish squad against the Cavaliers in regulation in program history. Furthermore, right after the Virginia contest, the Irish almost pulled off the upset to two teams who made the Elite Eight in NC State and Duke.

Next, the Irish bonded together by winning five of six during the final portion of the regular season, which included the final four at home (Georgia Tech, Virginia Tech, Wake Forest, Clemson). From Feb. 1 to March 1, Notre Dame was the biggest mover in kenpom AdjEM across the Power-Five conferences. Another fun stat when the first NET rankings came on Dec. 4, the Irish were 238. On March 10, the Irish were up to 126.

An early Coach Shrewsberry stamp on the program was the defensive intensity. Notre Dame scoring defense of 67.2 finished with a national ranking of 49th in the country, plus 3rd in the ACC. According to KenPom, Notre Dame's defensive efficiency ranked 39th nationally. In ACC play, Notre Dame ranked 2nd in scoring defense (66.4) and 2nd in field goal percentage defense (.417). Of the 20 ACC games - all but three (Virginia Tech on March 9, UNC on March 5 & Syracuse on Feb. 24) were held under their season average, with Miami, Duke and Louisville each held to season-low point totals.



Lastly - two freshman guards flourished under Coach Shrewsberry in Markus Burton and Braeden Shrewsberry. Burton became the program's first ACC Rookie of the Year. He also broke the program freshman scoring record after dropping 577 points. Burton averaged 17.5 points both on the season and in league play, leading the Irish. Shrewsberry was the lone other Irish to finish in double figures, averaging 10.2 points on the year and 11.3 points in ACC play. With that said, Burton and Shrewsberry became the 9th ACC freshmen duo in league history to rank No. 1 and No. 2 for their team in scoring, proving the future is bright in South Bend.

Prior to Notre Dame

Prior to Notre Dame, Shrewsberry produced a historic turnaround as the head coach at Penn State. After a 14-17 first season, Shrewsberry produced a 23-14 mark in 2022-23, just the 12th 20-win season in the 127-year history of Penn State basketball. Furthermore, he collected more Big Ten wins (17) in his first two seasons than any other Penn State head coach.

Shrewsberry certainly captured the nation's attention in late February and into March, going 9-3 over their last 12 games. Shrewsberry then made plenty of noise in the 2023 Big Ten Tournament in Chicago, defeating No. 7 Illinois, No. 2 Northwestern and No. 3 Indiana to reach the championship game as the No. 10 seed. It marked the program's second-ever Big Ten title game appearance. Penn State was just the third double-digit seed to reach the Big Ten Tournament championship game and the first since 2008.

The Nittany Lions then made their first appearance in the NCAA Tournament since 2011. In the first round, Shrewsberry and the Nittany Lions knocked off No. 7 seed and SEC Tournament runner-up Texas A&M, winning the program's first NCAA Tournament game since 2001.

In year one at Penn State, Shrewsberry engineered the Big Ten's best scoring defense and guided the squad to their best defensive season (65.0 points allowed per game) in 11 years. The Nittany Lions advanced to the quarterfinal round of the Big Ten Tournament after winning two postseason games, making Shrewsberry one of just two first-year Big Ten coaches since 2008 to win two Big Ten Tournament games.

Recruiting-wise, Shrewsberry made an instant splash in Happy Valley. In his first year, Shrewsberry signed the highest-ranked recruiting class in program history, a consensus top-30 class. A year later, he signed his second-straight top-30 recruiting class, marking the first time in program history that the Nittany Lions had signed back-to-back top-30 recruiting classes.

Development-wise, Shrewsberry proved himself there as well, turning Jalen Pickett and Seth Lundy into 2nd Round NBA Draft picks. It marked the first time in program history that two Nittany Lions were selected.



2025-26 Notre Dame Men's Basketball



Statistically speaking, the 2022-23 squad set the BIG and Penn State single-season team record for three-pointers made in a season with 385. The Nittany Lions compiled a total of five top-15 national statistical rankings. In addition, Shrewsberry tutored an Associated Press All-American in Jalen Pickett and a total of three All-Big Ten players during the 2022-23 season.

Prior to his time with Penn State, Shrewsberry experienced two separate stints at Purdue – one as assistant coach from 2011-13 and another as associate head coach from 2019-21. Highlights include the 2020-21 season, in which Shrewsberry helped lead the Boilermakers to a 13-6 fourth-place finish in the Big Ten and an 18-10 overall mark, culminating in an NCAA Tournament at-large bid. Trevion Williams claimed first-team All-Big Ten honors, while Zach Edey and Jaden Ivey were All-Freshman Team selections. Shrewsberry played a major role in recruiting Ivey, who grew up in South Bend and is the son of Karen and Kevin Keyes Family Head Women's Basketball Coach Niele Ivey.

Another highlight from his time in West Lafayette includes the 2011-12 squad that produced a 22-13 record and reached the second round of the NCAA Tournament. Under Shrewsberry, Terone Johnson was one of the most improved players in the BIG, netting accolades from conference and national entities.

In between his Purdue stints, Shrewsberry spent six seasons (2013-19) with the NBA's Boston Celtics as an assistant coach under Brad Stevens. During his tenure, the Celtics reached the playoffs in five consecutive seasons, including back-to-back appearances in the Eastern Conference Finals in 2017 and 2018.

Shrewsberry played a key role in the development of current NBA stars Brown and Tatum, who were the No. 3 picks in the 2016 and 2017 NBA Drafts, respectively. Tatum was an NBA All-Rookie Team first-team selection, while Brown earned second-team All-Rookie honors.

The Brad Stevens connection was previously made at Butler University, where Shrewsberry spent one year as the director of operations then three as an assistant coach. With Shrewsberry on the sidelines, the Bulldogs compiled an 87-21 record, won two Horizon League regular-season championships and two Horizon League Tournament titles and made three NCAA Tournament appearances – which included back-to-back runs to the national championship game in 2010 and 2011.

Also at Butler, he aided in the development of Gordon Hayward, who was the 2009 Horizon League Newcomer of the Year, the 2010 Horizon League Player of the Year and a 2010 Final Four All-Tournament Team selection. Hayward was the ninth overall pick in the 2010 NBA Draft by the Utah Jazz.

Continuing on Shrewsberry's basketball journey, he spent time as the director of basketball operations at Marshall University (2003-05) and an assistant coach at DePauw University (2001-03) and Wabash College (2000-01). At DePauw, Shrewsberry led the Tigers to a 42-12 record with a pair of conference championships.

Shrewsberry was also the first men's basketball head coach at Indiana University South Bend. Shrewsberry started his coaching career as a graduate assistant at the University of Indianapolis in 1999-2000.

An Indianapolis area native, Shrewsberry earned his bachelor's degree from Hanover College in 1999 and a master's degree from Indiana State in 2003. As a player at Hanover, Shrewsberry was a three-year starting guard and team tri-captain.

He and his wife, Molly, have four children, Braeden, Nicholas, Caitlin and Grace.



BRADY STEVENS
SOPHOMORE | GUARD

@_bradystevens @_BradyStevens

Height	6-4
Eligibility	Freshman
Hometown	Boston, MA
Previous	Wellesley High

Season Highs

Pts	2 vs Detroit Mercy, 11/7/25
Rebs	
FGM	1 vs Detroit Mercy, 11/7/25
FGA	1 vs Detroit Mercy, 11/7/25
3FGM	
3FGA	
FTM	
FTA	
Ast	
Blk	
Stl	

Double Figure Scoring	0
20+ Point Games	0
Double-Figure Rebounds	0
Double-Doubles	0

Career Highs

Pts	2 vs Detroit Mercy, 11/7/25
Rebs	
FGM	1 vs Detroit Mercy, 11/7/25
FGA	1 vs Detroit Mercy, 11/7/25
3FGM	
3FGA	
FTM	
FTA	
Ast	
Blk	
Stl	

Double Figure Scoring	0
20+ Point Games	0
Double-Figure Rebounds	0
Double-Doubles	0

2025-26 GAME-BY-GAME

Opponent	Date	GS	Total			3-Pointers			Free throws			Rebounds				PF A TO:BLK STL PTS AVG			
			MIN	FG-FGA	PCT	3FG-3FGA	PCT	FT-FTA	PCT	OFF	DEF	TOT	AVG	PF	A	TO:BLK	STL	PTS	AVG
Detroit Mercy	11/07/2025		03:08	1-1	1.000	0-0	.000	0-0	.000	0	0	0	0.0	0	0	0	0	2	2.0
Totals		0	03:08	1-1	1.000	0-0	.000	0-0	.000	0	0	0	0.0	0	0	0	0	2	2.0

Player Averages

Games Played	Minutes/ game	Points/ game	FG Pct	3FG Pct	FT Pct	Rebounds/ game	Assists/ game	Turnovers/ game	Assist/Turnover ratio	Steals/ game	Blocks/ game
1	3.1	2.0	100.0	0.0	0.0	0.0	0.0	0.0	0.0	0.0	0.0

Sophomore Season (2025-26)

- Recorded his first collegiate basket (the 100th point of the game in fact) in the win over Detroit Mercy

Freshman Season (2024-25)

- Did not see game action

Prep Recap

Attended Wellesley High

Three-time First Team All-Conference selection

Two career MIAA playoff wins

Scored over 1,000 career points – second most in school history – in only 72 career games

Top-three scoring performances in school history – 41, 37, 34

Averaged 23.1 points, 3.4 assists and 6.2 rebounds as a senior

Prep career highlight – scored 37 points and led his team to a playoff win vs. Doherty Memorial as a junior

Played in the Middlesex Magic program from 2019-22

Was the 2022 16U UAA Spring Champs

Played in the NY Renaissance EYBL program in 2023

Father, Brad Stevens, is President of Basketball Operations with the Boston Celtics. Mother, Tracy Stevens, played soccer at Depauw

CAREER STATS

			Field Goals		3-Point		F-Throws		Rebounds								Scoring				
SEASON	TEAM	GP-GS	MIN	AVG	FG-FGA	FG%	3FG-3FGA	3FG%	FT-FTA	FT%	OFF	DEF	TOT	AVG	PF-FO	A	TO	BLK	STL	PTS	AVG
2025-26	ND	1-0		3/3.1	1-1	1.000	0-0	.000	0-0	.000	0	0	0	0.0	0	0	0	0	0	2	2.0
TOTAL		1-0		3/3.1	1-1	1.000	0-0	.000	0-0	.000	0	0	0	0.0	0-0	0	0	0	0	2	2.0



2

LOGAN IMES
JUNIOR | GUARD

@logan_im	@ImesLogan
Height	6-4
Eligibility	Junior
Hometown	Zionsville, IN
Previous	Zionsville High

Season Highs

Pts	6, 3x last vs Houston, 11/26/25
Rebs	5 vs Detroit Mercy, 11/7/25
FGM	2, 4x last vs Houston, 11/26/25
FGA	7 vs Eastern Illinois, 11/11/25
3FGM	2 vs Houston, 11/26/25
3FGA	6 vs Eastern Illinois, 11/11/25
FTM	1, 3x last vs Bellarmine, 11/19/25
FTA	4 vs LIU, 11/3/25
Ast	4 vs Idaho, 12/10/25
Blk	
Stl	2 vs LIU, 11/3/25

Double Figure Scoring	1
20+ Point Games	0
Double-Figure Rebounds	0
Double-Doubles	0

Career Highs

Pts	11 vs Le Moyne, 12/22/24
Rebs	6 at Pitt, 2/3/24
FGM	3, 3x last vs Le Moyne, 12/22/24
FGA	7, 2x last vs Eastern Illinois, 11/11/25
3FGM	2, 2x last vs Houston, 11/26/25
3FGA	6 vs Eastern Illinois, 11/11/25
FTM	5 vs Dartmouth, 12/22/24
FTA	6 last vs Dartmouth, 12/22/24
Ast	4, 3x last vs Idaho, 12/10/25
Blk	1, 6x last vs UNC, 3/12/25
Stl	2, 5x last vs LIU, 11/3/25

Double Figure Scoring	1
20+ Point Games	0
Double-Figure Rebounds	0
Double-Doubles	0

2025-26 GAME-BY-GAME																				
Opponent	Date	GS	Total		3-Pointers			Free throws		Rebounds				PF	A	TO	BLK	STL	PTS	AVG
			MIN	FG-FGA	PCT	3FG-3FGA	PCT	FT-FTA	PCT	OFF	DEF	TOT	AVG							
LIU	11/03/2025		20:13	0-0	.000	0-0	.000	1-4	.250	1	2	3	3.0	2	3	2	0	2	1	1.0
Detroit Mercy	11/07/2025		19:56	2-6	.333	1-3	.333	1-2	.500	1	4	5	4.0	0	0	0	0	1	6	3.5
Eastern Ill.	11/11/2025		16:50	2-7	.286	1-6	.167	0-0	.000	0	1	1	3.0	1	0	0	0	0	5	4.0
at Ohio St.	11/16/2025		10:10	1-1	1.000	0-0	.000	0-0	.000	0	0	0	2.3	2	0	1	0	1	2	3.5
Bellarmine	11/19/2025		12:32	2-3	.667	1-2	.500	1-2	.500	0	2	2	2.2	1	0	0	0	0	6	4.0
vs Kansas	11/24/2025		03:13	0-1	.000	0-1	.000	0-0	.000	0	0	0	1.8	1	0	0	0	0	0	3.3
vs Rutgers	11/25/2025		11:18	1-2	.500	1-1	1.000	0-1	.000	0	3	3	2.0	1	0	0	0	0	3	3.3
vs Houston	11/26/2025		22:28	2-4	.500	2-4	.500	0-0	.000	1	3	4	2.3	2	2	2	0	1	6	3.6
Missouri	12/02/2025		07:50	1-1	1.000	1-1	1.000	2-2	1.000	2	0	2	2.2	0	0	2	0	1	5	3.8
at TCU	12/05/2025		15:04	1-2	.500	1-1	1.000	0-0	.000	0	0	0	2.0	3	0	0	0	0	3	3.7
Idaho	12/10/2025		19:13	1-5	.200	0-1	.000	0-0	.000	0	1	1	1.9	0	4	1	0	0	2	3.5
Totals			0:158:47	13-32	.406	8-20	.400	5-11	.455	5	16	21	1.9	13	9	8	0	6	39	3.5

Player Averages

Games Played	Minutes/ game	Points/ game	FG Pct	3FG Pct	FT Pct	Rebounds/ game	Assists/ game	Turnovers/ game	Assist/Turnover ratio	Steals/ game	Blocks/ game
11	14.4	3.5	40.6	40.0	45.5	1.9	0.8	0.7	1.1	0.5	0.0

Junior Season (2025-26)

- Played in all 11 games, averaging 14.4 minutes. Relieves Burton/Haralson as an additional ball handler. Energy off the bench. Tough defender.
- After a made three at TCU, Imes had converted a triple in four straight games (Rutgers, Houston, Mizzou, TCU).
- In the Missouri game, Imes came in with 5:53 remaining after Haralson fouled out and helped bring the win home. Hit a three with 3:01 remaining.
- Imes was +12 in +/- against #2 Houston. Just 1-of-2 Irish in the positives. Imes started in the 2nd half and was on the floor when the Irish cut it from 16 to 4 points. Converted 2 triples to finish with 6 points.
- Huge three with 4:58 left in the game to help push Irish ahead of Rutgers in 68-63 win.
- Individual 6-0 run in 2nd half of Bellarmine win.
- Last 5 games: effective FG% of 60.7% // True Shooting% of 62.1% // 62.5% from three.
- 6 pts & and a season best 5 reb in win over Detroit Mercy.
- Co-team best 3 assists in the opening win over LIU. Also tied his personal best of 2 steals.

Sophomore Season (2024-25)

- Played in 26-of-33 games, averaging 9.2 min.
- Shot 46.4% from two-point range.
- 5 points on 2-3 shooting at #13 Clemson on Feb. 26.
- 6 points vs. SMU on Feb. 19. Tied his career high of 2 steals.
- Standout game was Le Moyne on Dec. 22. Imes recorded a career high 11 points on 3-5 shooting, plus 5-6 from the free-throw line. He also tied his career high in assists (4) and steals (2).
- Started twice in Las Vegas in place of the injured Markus Burton. Players Era 3-game Stats -- 13 PTS (4.3 ppg); 5-13 FG (.385); 2-6 3PT (.333); 9 REB; 4 AST.
- Played a career high 35 minutes against Rutgers after Burton went down. Drained a career best two triples to tie his career high of eight points.

CAREER STATS

				Field Goals		3-Point		F-Throws		Rebounds				Scoring							
SEASON	TEAM	GP-GS	MIN	AVG	FG-FGA	FG%	3FG-3FGA	3FG%	FT-FTA	FT%	OFF	DEF	TOT	AVG	PF-FO	A	TO	BLK	STL	PTS	AVG
2023-24	ND	31-3	546	17.6	20-66	.303	8-36	.222	14-17	.824	5	72	77	2.5	36-0	34	24	3	12	62	2.0
2024-25	ND	26-2	240	9.2	17-45	.378	4-17	.235	11-16	.688	5	20	25	1.0	17-1	16	17	3	5	49	1.9
2025-26	ND	11-0	159	14.4	13-32	.406	8-20	.400	5-11	.455	5	16	21	1.9	13-0	9	8	0	6	39	3.5
TOTAL		68-5	945	13.9	50-143	.350	20-73	.274	30-44	.682	15	108	123	1.8	66-1	59	49	6	23	150	2.2



3

MARKUS BURTON

JUNIOR | GUARD

@markusburtonn

@markussburton

Height	6-0
Eligibility	Junior
Hometown	Mishawaka, IN
Previous	Penn High

Season Highs

Pts	25	vs Bellarmine, 11/19/25
Rebs	7	vs Houston 11/26/25
FGM	10	vs Bellarmine, 11/19/25
FGA	19	vs Eastern Illinois, 11/11/25
3FGM	2,4x	last vs Missouri, 12/2/25
3FGA	7	vs Missouri, 12/2/25
FTM	8, 2x	last at Ohio St, 11/16/25
FTA	9, 2x	last at Ohio St, 11/16/25
Ast	10	vs Missouri, 12/2/25
Blk	1	vs Eastern Illinois, 11/11/25
Stl	4	vs Detroit Mercy, 11/7/25

Double Figure Scoring	9
20+ Point Games	5
30+ Point Games	0
Double-Digit Assists	1
Double-Doubles	1

Career Highs

Pts	43	vs Cal, 3/8/25
Rebs	9, 2x	last vs North Dakota, 11/19/24
FGM	13, 2x	last vs Cal, 3/8/25
FGA	29	at Boston College, 2/12/25
3FGM	4, 5x	last vs Cal, 3/8/25
3FGA	9	vs Miami, 1/24/24
FTM	13	vs Cal, 3/8/25
FTA	17	vs Cal, 3/8/25
Ast	10	vs Missouri, 12/2/25
Blk	1, 10x	last vs Eastern Illinois, 11/11/25
Stl	6	vs. Virginia Tech, 2/10/24

Double Figure Scoring	62
20+ Point Games	33
30+ Point Games	4
40+ Point Games	1
Double-Digit Assists	1
Double-Doubles	1

2024-25 GAME-BY-GAME

Opponent	Date	GS	MIN	Total		3-Pointers		Free throws		Rebounds										
				FG-FA	PCT	3FG-3FA	PCT	FT-FTA	PCT	OFF	DEF	TOT	AVG	PF	A	TO	BLK	STL	PTS	AVG
LIU	11/03/2025	*	27:11	7-13	.538	2-4	.500	8-9	.889	1	0	1	1.0	4	1	4	0	0	24	24.0
Detroit Mercy	11/07/2025	*	17:46	4-8	.500	1-2	.500	4-5	.800	0	3	3	2.0	4	2	1	0	4	13	18.5
Eastern Ill.	11/11/2025	*	38:18	8-19	.421	1-6	.167	4-4	1.000	0	0	0	1.3	2	3	1	1	2	21	19.3
at Ohio St.	11/16/2025	*	29:48	3-14	.214	0-1	.000	8-9	.889	0	2	2	1.5	3	1	4	0	1	14	18.0
Bellarmine	11/19/2025	*	31:00	10-13	.769	2-4	.500	3-3	1.000	0	1	1	1.4	4	4	2	0	1	25	19.4
vs Kansas	11/24/2025	*	34:39	9-18	.500	0-3	.000	6-6	1.000	1	2	3	1.7	2	1	3	0	3	24	20.2
vs Rutgers	11/25/2025	*	33:58	9-13	.692	2-4	.500	1-1	1.000	2	4	6	2.3	3	5	6	0	3	21	20.3
vs Houston	11/26/2025	*	40:00	6-14	.429	1-4	.250	6-7	.857	1	6	7	2.9	4	5	3	0	0	19	20.1
Missouri	12/02/2025	*	38:02	6-15	.400	2-7	.286	4-4	1.000	1	4	5	3.1	3	10	2	0	1	18	19.9
at TCU	12/05/2025	*	10:17	3-6	.500	0-1	.000	0-0	.000	0	0	0	2.8	0	5	0	0	1	6	18.5
Totals		10	300:59	65-133	.489	11-36	.306	44-48	.917	6	22	28	2.8	29	37	26	1	16	185	18.5

Player Averages

Games Played	Minutes/ game	Points/ game	FG Pct	3FG Pct	FT Pct	Rebounds/ game	Assists/ game	Turnovers/ game	Assist/Turnover ratio	Steals/ game	Blocks/ game
10	30.1	18.5	48.9	30.6	91.7	2.8	3.7	2.6	1.4	1.6	0.1

CAREER STATS

SEASON	TEAM	GP-GS	MIN/AVG	Field Goals		3-Point		F-Throws		Rebounds		Scoring										
				FG-FGA	FG%	3FG-3FGA	3FG%	FT-FTA	FT%	OFF	DEF	TOT	AVG	PF	FO	A	TO	BLK	STL	PTS	AVG	
2023-24	ND	33-33	1114/33.7	210-499	.421	42-140	.300	115-140	.821	21	89	110	3.3	95-0	143	123	7	63	577	17.5		
2024-25	ND	26-25	876/33.7	194-439	.442	48-128	.375	117-138	.848	7	87	94	3.6	62-1	79	70	2	44	553	21.3		
2025-26	ND	10-10	301/30.1	65-133	.489	11-36	.306	44-48	.917	6	22	28	2.8	29-0	37	26	1	16	185	18.5		
TOTAL				69-68	2290/33.2	469-1071	.438	101-304	.332	276-326	.847	34	198	232	3.4	186-1	259	219	10	123	1315	19.1

Awards

2025-26

Preseason First Team All-ACC // Naismith Trophy Watch List // Bob Cousy Award Watch List // Wooden Award Watch List

2024-25

NABC Great Lakes Second Team All-District // Associated Press First Team All-ACC // Second Team All-ACC // ACC Player of the Week (March 10) // Naismith Trophy College Player of the Year Watch List // Naismith Starting 5 - Bob Cousy PG of the Year Watch List // Preseason All-ACC First Team

Junior Season (2025-26)

- During the Notre Dame's men's basketball game at TCU on Friday, December 5th, Markus Burton sustained a left ankle injury. He will underwent surgery on Dec. 10. There is presently no timetable for his return.

- Only 4 instances in the past 3 decades in which a ND player in his first 10 games had 180+ points, 30+ assists & 15+ steals: 2025-26 Markus Burton; 2014-15 Jerian Grant; 2013-14 Jerian Grant; 2002-03 Chris Thomas.

- Was averaging 19.9 ppg heading into TCU where he injured his left ankle halfway through the first half. His current average sits at 18.5 ppg.

- Was wheelin' and dealin' again at the start of TCU game. At 9:48 when he exited, Burton already had six points and five assists.

- Game prior, Burton had one of the most complete games of his career, recording his first collegiate double-double with a team best 18 points and a career best 10 assists. Burton scored or assisted on 8 of the team's final 9 made buckets of the game.

- Averaged a team best 21.3 ppg in Vegas on 24-45 (.533) shooting. Nearly perfect 13-14 from the stripe.

- Burton's 24 points against Kansas tied for the most by an opponent against the Jayhawks this season.

- Shooting 53.1% in the paint - 11% above the DI average.

- Around the rim he's 29-41 (.707). Overall from two he's 55.7%.

- Over his last 5 games, Burton's Assist Percentage was 42.0% which ranked in the 99th percentile.

- Is 44-48 (.917) from the FT line. A career best percentage. Ranked 3rd in the ACC at time of injury.

- An efficient game: 10-13 FG for 25 points in win over Bellarmine.

- Team best 4 steals vs Detroit Mercy to go with his 13 pts.

- Burton's 19.3 career average ranks 13th amongst active players.



5

COLE CERTA
SOPHOMORE | GUARD

@colecerta	@ColeCerta
Height	6-5
Eligibility	Sophomore
Hometown	Le Roy, IL
Previous	IMG Academy

Season Highs

Pts	22 vs LIU, 11/3/25
Rebs	4 vs LIU, 11/3/25
FGM	6, 2x last at TCU, 12/5/25
FGA	14 at TCU, 12/5/25
3FGM	6, 2x last at TCU, 12/5/25
3FGA	12 at TCU, 12/5/25
FTM	6 vs Bellarmine, 11/19/25
FTA	6 vs Bellarmine, 11/19/25
Ast	2 vs LIU, 11/3/25
Blk	
Stl	1, 3x last vs Houston, 12/10/25

Double Figure Scoring	5
20+ Point Games	2
Double-Figure Rebounds	0
Double-Doubles	0

Career Highs

Pts	22 vs LIU, 11/3/25
Rebs	4 vs LIU, 11/3/25
FGM	6, 2x last at TCU, 12/5/25
FGA	14 at TCU, 12/5/25
3FGM	6, 2x last at TCU, 12/5/25
3FGA	12 at TCU, 12/5/25
FTM	6 vs Bellarmine, 11/19/25
FTA	6 vs Bellarmine, 11/19/25
Ast	2, 2x last vs LIU, 11/3/25
Blk	1 at Clemson, 2/26/25
Stl	1, 3x last vs Houston, 12/10/25

Double Figure Scoring	6
20+ Point Games	2
Double-Figure Rebounds	0
Double-Doubles	0

2024-25 GAME-BY-GAME

Opponent	Date	GS	MIN	Total			3-Pointers			Free throws			Rebounds			PF	A	TO	BLK	STL	PTS	AVG
				FG	FGA	PCT	3FG	3FGA	PCT	FT	FTA	PCT	OFF	DEF	TOT	AVG						
LIU	11/03/2025		24:59	6	10	.600	6	9	.667	4	4	1.000	2	2	4	4.0	2	2	0	0	22	22.0
Detroit Mercy	11/07/2025		20:56	2	8	.250	2	7	.286	0	0	.000	0	0	0	2.0	1	1	0	0	6	14.0
Eastern Ill.	11/11/2025		08:17	0	3	.000	0	3	.000	0	0	.000	0	0	0	1.3	0	0	0	0	0	9.3
at Ohio St.	11/16/2025		07:49	0	0	.000	0	0	.000	0	0	.000	0	0	0	1.0	0	0	0	0	0	7.0
Bellarmino	11/19/2025		20:09	2	5	.400	2	5	.400	6	6	1.000	1	1	2	1.2	2	1	2	0	12	8.0
vs Kansas	11/24/2025		21:19	1	5	.200	1	5	.200	2	2	1.000	0	1	1	1.2	0	1	0	0	5	7.5
vs Rutgers	11/25/2025		10:30	0	4	.000	0	3	.000	0	0	.000	0	1	1	1.1	1	1	0	0	0	6.4
vs Houston	11/26/2025		20:11	2	6	.333	2	6	.333	2	2	1.000	0	3	3	1.4	4	1	0	0	8	6.6
Missouri	12/02/2025		17:16	4	7	.571	4	7	.571	2	2	1.000	0	0	0	1.2	0	1	0	0	14	7.4
at TCU	12/05/2025		32:31	6	14	.429	6	12	.500	2	2	1.000	1	1	2	1.3	2	1	0	0	20	8.7
Idaho	12/10/2025	*	31:50	5	7	.714	3	4	.750	2	2	1.000	1	2	3	1.5	0	1	0	0	15	9.3
Totals			1 215:48	28	69	.406	26	61	.426	20	20	1.000	5	11	16	1.5	12	10	4	0	102	9.3

Player Averages

Games Played	Minutes/ game	Points/ game	FG Pct	3FG Pct	FT Pct	Rebounds/ game	Assists/ game	Turnovers/ game	Assist/Turnover ratio	Steals/ game	Blocks/ game
11	19.6	9.3	40.6	42.6	100.0	1.5	0.9	0.4	2.5	0.3	0.0

Sophomore Season (2025-26)

- Played in all 11 games, averaging 19.6 minutes - more than doubled from last season.
- During four-game win streak, Certa is 16-27 (59.3%) from beyond the arc.
- Lightning in a bottle in the second half of TCU. Certa drained four consecutive three-pointers to start the second half and eventually hit five in the half and six total in the game. Certa finished with a co-team best 20 points.
- Certa-fied bucket struck again at the end of the Missouri (12/2) win. Cole drained three triples in the last 4:35 of the game, including the game-winner with 17 seconds left. Cole finished with 14 points on 4-7 shooting from three.
- After TCU, Certa had his 2nd game off the bench this season with 5+ threes. The most games off bench w/ 5+ made threes since 1996: Cole Certa 2 in 2025-26; Matt Ryan 2 in 2016-17; Chris Quinn 2 in 2003-04.
- A perfect 20-20 from the FT line. In terms of DI players who remain perfect from the stripe, Certa has converted the fifth most.
- Hit a pair of threes against #2 Houston, finishing with 8 points, 3 rebounds, 1 assist & 1 steal.
- Back in double figures in Bellarmine win. Certa produced 12 points with 2 triples and a 6-6 FT day.
- Player of the Game in the opening win over LIU, going off for a career high 22 points. He drained 6-9 from three-point range.
- Currently 42.6% from three. Certa is 10-22 (45.5%) in corner threes.
- Averaging 2.4 made threes per game.

Freshman Season (2024-25)

- Played in 18-of-33 games, averaging 8.0 min.
- Converted two clutch free throws with four seconds left in the 112-10 4OT win over Cal.
- Another hero moment for Certa vs. Stanford on March 5. Down one with 18 seconds left, Certa drained a corner three right in front his bench for the eventual 56-54 win.
- Tallied 8 points over 12 minutes at Wake Forest on March 1. Certa was 2-5 from beyond the arc.
- Feb. 22 - a 76-72 win over Pitt - Will forever be known as the Cole Certa game. Certa recorded all 12 of his points in the 2nd half but it all stemmed from a 125-second period in which he drained 3 triples.
- Had one of the most incredible threes of the season at BC on Feb. 12 as his near half-court heave found nothing but.
- Saw game action for the first time in over a month at Florida State (2/4). Played in back-to-back games with time vs. Virginia Tech (2/8), scoring a basket in the final minute.
- Earned his first collegiate points and first three in win over Le Moyne on Dec. 22. Finished with 5 points.

CAREER STATS

SEASON	TEAM	GP-GS	MIN/AVG	Field Goals		3-Point		F-Throws		Rebounds			Scoring		
				FG	FGA	FG%	3FG	3FGA	3FG%	FT	FTA	FT%	PF	FO	A
2024-25	ND	18-0	145/8.0	12	40	.300	10	36	.278	11	12	.917	1	3	4
2025-26	ND	11-1	216/19.6	28	69	.406	26	61	.426	20	20	1.000	5	11	16
TOTAL		29-1	361/12.4	40	109	.367	36	97	.371	31	32	.969	6	14	20



6

BRADY KOEHLER
FRESHMAN | FORWARD

@brady__koehler @BradyKoehler3

Height	6-10
Eligibility	Freshman
Hometown	Fishers, IN
Previous	Cathedral High

Season Highs

Pts	10 vs Detroit Mercy, 11/7/25
Rebs	4, 3x last vs Idaho, 12/10/25
FGM	4 vs Detroit Mercy, 11/7/25
FGA	6 vs Detroit Mercy, 11/7/25
3FGM	2 vs Detroit Mercy, 11/7/25
3FGA	4 vs Detroit Mercy, 11/7/25
FTM	1 vs LIU, 11/3/25
FTA	2, 2x last at TCU, 12/5/25
Ast	1, 2x last at TCU, 12/5/25
Blk	4 vs Idaho, 12/10/25
Stl	1 vs Missouri, 12/2/25

Double Figure Scoring	1
20+ Point Games	0
Double-Figure Rebounds	0
Double-Doubles	0

Career Highs

Pts	10 vs Detroit Mercy, 11/7/25
Rebs	4, 3x last vs Idaho, 12/10/25
FGM	4 vs Detroit Mercy, 11/7/25
FGA	6 vs Detroit Mercy, 11/7/25
3FGM	2 vs Detroit Mercy, 11/7/25
3FGA	4 vs Detroit Mercy, 11/7/25
FTM	1 vs LIU, 11/3/25
FTA	2, 2x last at TCU, 12/5/25
Ast	1, 2x last at TCU, 12/5/25
Blk	4 vs Idaho, 12/10/25
Stl	1 vs Missouri, 12/2/25

Double Figure Scoring	1
20+ Point Games	0
Double-Figure Rebounds	0
Double-Doubles	0

2025-26 GAME-BY-GAME

Opponent	Date	GS	MIN	Total		3-Pointers		Free throws		Rebounds				PF	A	TO	BLK	STL	PTS	AVG
				FG-FGA	PCT	3FG-3FGA	PCT	FT-FTA	PCT	OFF	DEF	TOT	AVG							
LIU	11/03/2025		06:20	0-1	.000	0-1	.000	1-2	.500	0	2	2	2.0	2	1	0	0	0	1	1.0
Detroit Mercy	11/07/2025		14:32	4-6	.667	2-4	.500	0-0	.000	1	3	4	3.0	3	0	1	1	0	10	5.5
Eastern Ill.	11/11/2025		02:46	0-0	.000	0-0	.000	0-0	.000	0	0	0	2.0	0	0	0	0	0	0	3.7
at Ohio St.	11/16/2025		07:12	0-0	.000	0-0	.000	0-0	.000	0	2	2	2.0	0	0	0	0	0	0	2.8
Bellarmine	11/19/2025		13:02	2-3	.667	0-1	.000	0-0	.000	1	2	3	2.2	3	0	1	0	0	4	3.0
vs Kansas	11/24/2025		04:22	0-0	.000	0-0	.000	0-0	.000	0	0	0	1.8	0	0	0	0	0	0	2.5
vs Rutgers	11/25/2025		03:25	1-3	.333	1-2	.500	0-0	.000	1	0	1	1.7	0	0	0	0	0	3	2.6
Missouri	12/02/2025		07:58	1-2	.500	1-1	1.000	0-0	.000	0	0	0	1.5	3	0	2	1	1	3	2.6
at TCU	12/05/2025		13:24	2-5	.400	0-1	.000	0-2	.000	2	2	4	1.8	2	1	2	0	0	4	2.8
Idaho	12/10/2025		22:06	1-3	.333	0-0	.000	0-0	.000	0	4	4	2.0	1	0	0	4	0	2	2.7
Totals		0	95:08	11-23	.478	4-10	.400	1-4	.250	5	15	20	2.0	14	2	6	6	1	27	2.7

Player Averages

Games Played	Minutes/ game	Points/ game	FG Pct	3FG Pct	FT Pct	Rebounds/ game	Assists/ game	Turnovers/ game	Assist/Turnover ratio	Steals/ game	Blocks/ game
10	9.5	2.7	47.8	40.0	25.0	2.0	0.2	0.6	0.3	0.1	0.6

Freshman Season [2025-26]


- Seen minutes in 10-of-11 games, averaging 9.5 off the bench.
- Recorded a career-high 4 blocks in the win over Idaho (12/10)
- Was a key reserve in both wins vs. Missouri (12/2) & TCU. A gainst Mizzou, Koehler hit a huge three halfway thru 2nd half. At TCU, he tied his season high of 4 rebounds to go with his 4 points.
- Is now 4-10 (.400) from three-point range.
- He's shooting 53.8% from two-point range.
- Drained a three in the win over Rutgers in Vegas.
- First collegiate double digit scoring performance in game 2 vs. Detroit Mercy. Koehler dropped 10 pts on 4-6 shooting.

Prep Career

- A consensus top-100 recruit. Finished with an ESPN national ranking of 82
- Attended Coach Shrewsbury's former high school in Cathedral.
- 2025 AP Indiana Boys Basketball All-State First Team
- 2025 IBCA Senior Supreme 15 All-State
- 2025 Indiana All-Star selection
- 2025 Midwest Challenge participant on Team Indiana
- As a senior, Koehler averaged 16.3 points, 6.6 rebounds, 3.0 assists, 2.0 steals and 2.0 blocks
- Averaged 15.5 points, 6.5 rebounds and 2.3 blocks per game in his junior season. In addition, he shot 38.6 percent (32-for-83) from beyond the arc.
- Named 2024 Indiana Junior All-Star.
- Koehler and Jalen Haralson are no strangers to each other for they were teammates on the Indy Heat 17U EYBL squad.

CAREER STATS

				Field Goals		3-Point		F-Throws		Rebounds								Scoring			
SEASON	TEAM	GP-GS	MIN	AVG	FG-FGA	FG%	3FG-3FGA	3FG%	FT-FTA	FT%	OFF	DEF	TOT	AVG	PF-FO	A	TO	BLK	STL	PTS	AVG
2025-26	ND	10-0	95	9.5	11-23	.478	4-10	.400	1-4	.250	5	15	20	2.0	14-0	2	6	6	1	27	2.7
TOTAL		10-0	95	9.5	11-23	.478	4-10	.400	1-4	.250	5	15	20	2.0	14-0	2	6	6	1	27	2.7



7

RYDER FROST
FRESHMAN | FORWARD

@ryderfrost	@RyderFrost7
Height	6-7
Eligibility	Freshman
Hometown	Beverly, MA
Previous	Phillips Exeter Academy

Season Highs

Pts	15 vs LIU, 11/3/25
Rebs	3 vs Houston, 11/26/25
FGM	5 vs LIU, 11/3/25
FGA	8 vs Houston, 11/26/25
3FGM	4 vs LIU, 11/3/25
3FGA	7 vs Houston, 11/26/25
FTM	2 vs Detroit Mercy, 11/7/25
FTA	2, 2x last vs Detroit Mercy, 11/7/25
Ast	1, 2x last vs Houston, 11/26/25
Blk	
Stl	1 vs Detroit Mercy, 11/7/25

Double Figure Scoring	2
20+ Point Games	0
Double-Figure Rebounds	0
Double-Doubles	0

Career Highs

Pts	15 vs LIU, 11/3/25
Rebs	3 vs Houston, 11/26/25
FGM	5 vs LIU, 11/3/25
FGA	8 vs Houston, 11/26/25
3FGM	4 vs LIU, 11/3/25
3FGA	7 vs Houston, 11/26/25
FTM	2 vs Detroit Mercy, 11/7/25
FTA	2, 2x last vs Detroit Mercy, 11/7/25
Ast	1, 2x last vs Houston, 11/26/25
Blk	
Stl	1 vs Detroit Mercy, 11/7/25

Double Figure Scoring	2
20+ Point Games	0
Double-Figure Rebounds	0
Double-Doubles	0

2025-26 GAME-BY-GAME

Opponent	Date	GS	Total			3-Pointers		Free throws		Rebounds				PF	A	TO	BLK	STL	PTS	AVG
			MIN	FG-FGA	PCT	3FG-3FGA	PCT	FT-FTA	PCT	OFF	DEF	TOT	AVG							
LIU	11/03/2025		13:35	5-6	.833	4-5	.800	1-2	.500	1	1	2	2.0	1	1	0	0	15	15.0	
Detroit Mercy	11/07/2025		13:08	3-6	.500	2-5	.400	2-2	1.000	0	1	1	1.5	1	0	1	0	10	12.5	
Eastern Ill.	11/11/2025		03:33	0-1	.000	0-1	.000	0-0	.000	0	2	2	1.7	0	0	0	0	0	8.3	
at Ohio St.	11/16/2025		01:42	0-1	.000	0-1	.000	0-0	.000	0	0	0	1.3	0	0	0	0	0	6.3	
vs Kansas	11/24/2025		02:42	0-1	.000	0-1	.000	0-0	.000	0	0	0	1.0	0	0	0	0	0	5.0	
vs Rutgers	11/25/2025		00:28	0-0	.000	0-0	.000	0-0	.000	0	0	0	0.8	0	0	0	0	0	4.2	
vs Houston	11/26/2025		23:40	2-8	.250	1-7	.143	0-0	.000	1	2	3	1.1	0	1	0	0	5	4.3	
Missouri	12/02/2025		01:14	0-2	.000	0-2	.000	0-0	.000	0	0	0	1.0	0	0	0	0	0	3.8	
at TCU	12/05/2025		00:10	0-0	.000	0-0	.000	0-0	.000	0	1	1	1.0	0	0	0	0	0	3.3	
Totals		0	60:12	10-25	.400	7-22	.318	3-4	.750	2	7	9	1.0	2	2	1	0	1	30	3.3

Player Averages

Games Played	Minutes/ game	Points/ game	FG Pct	3FG Pct	FT Pct	Rebounds/ game	Assists/ game	Turnovers/ game	Assist/Turnover ratio	Steals/ game	Blocks/ game
9	6.7	3.3	40.0	31.8	75.0	1.0	0.2	0.1	2.0	0.1	0.0

CAREER STATS

		Field Goals		3-Point		F-Throws		Rebounds				Scoring	
SEASON	TEAM	GP-GS	MIN/AVG	FG-FGA	FG%	3FG-3FGA	3FG%	FT-FTA	FT%	OFF	DEF	TOT	PTS
2025-26	ND	9-0	60/6.7	10-25	.400	7-22	.318	3-4	.750	2	7	9	30
TOTAL		9-0	60/6.7	10-25	.400	7-22	.318	3-4	.750	2	7	9	30

Freshman Season [2025-26]

- Seen action in 8 of 11 games. Averaging 3.3 ppg on 6.7 minutes per game.
- Season best 24 minutes against #2 Houston in Vegas. Recorded 5 points, 3 rebounds, 1 assist.
- First two games: back-to-back double digit scoring games for the freshman despite not starting. Frost was a combined 8-12 from the field and 6-10 from beyond the arc.
- One of the breakout performers in game one, scoring all of his 15 points in the 2nd half. Frost didn't miss in the half, going 4-4 from deep, 5-5 from the field.

Prep Career

- Consensus top-100 recruit nationally. Ranked 79th by ESPN
- 2025 Capital Classic participant with the United States All-Stars – earned team MVP after recording 18 points behind 6-8 shooting from three.
- Finished in the top-10 17U leaders in Box Plus-Minus from AAU at 10.9.
- Landed on Paul Biancardi's 2025 top shot-makers list.
- Averaged 21.6 points, 7.7 rebounds and 3.2 assists per game in his junior season as he led Phillips Exeter to a NEPSAC Class A championship.
- Frost made nearly 44 percent of his 201 three-point attempts.
- Ultimately named the 2024 NEPSAC Class A Player of the Year.
- Played on the Under Armour Association circuit in the summer of 2024 with 17U Middlesex Magic. He shot 48.0 percent from the field (98-of-204) and 45.2 percent from three (70-of-155), averaging 15.8 points, 5.4 rebounds and 1.8 assists in 18 games.
- His 45 percent clip from three-point range led the Under Armour circuit.



10

JALEN HARALSON

FRESHMAN | GUARD

	@jalen.haralson		@JalenHaralson3
Height	6-7		
Eligibility	Freshman		
Hometown	Anderson, IN		
Previous	La Lumiere		

Season Highs

Pts	20, 2x last vs Idaho, 12/10/25
Rebs	5, 2x last at TCU, 12/5/25
FGM	8, 2x last vs Idaho, 12/10/25
FGA	16 vs Idaho, 12/10/25
3FGM	
3FGA	2, 2x last vs Kansas, 11/24/25
FTM	6 vs Houston, 11/26/25
FTA	9 vs Bellarmine, 11/19/25
Ast	9 at TCU, 12/5/25
Blk	1, 4x last at TCU, 12/5/25
Stl	2 at Ohio St, 11/16/25

Double Figure Scoring	9
20+ Point Games	2
Double-Figure Rebounds	0
Double-Doubles	0

Career Highs

Pts	20, 2x last vs Idaho, 12/10/25
Rebs	5, 2x last at TCU, 12/5/25
FGM	8, 2x last vs Idaho, 12/10/25
FGA	16 vs Idaho, 12/10/25
3FGM	
3FGA	2, 2x last vs Kansas, 11/24/25
FTM	6 vs Houston, 11/26/25
FTA	9 vs Bellarmine, 11/19/25
Ast	9 at TCU, 12/5/25
Blk	1, 4x last at TCU, 12/5/25
Stl	2 at Ohio St, 11/16/25

Double Figure Scoring	9
20+ Point Games	2
Double-Figure Rebounds	0
Double-Doubles	0

2025-26 GAME-BY-GAME

Opponent	Date	GS	Total			3-Pointers			Free throws			Rebounds				PF	A	TO	BLK	STL	PTS	AVG
			MIN	FG	FGA	PCT	3FG	3FGA	PCT	FT	FTA	PCT	OFF	DEF	TOT							
LIU	11/03/2025	*	12:23	2-7	.286	0-1	.000	0-1	.000	0-1	.000	0	3	3	3.0	1	0	4	0	0	4	4.0
Eastern Ill.	11/11/2025		25:37	6-6	1.000	0-0	.000	5-6	.833	1	4	5	4.0	3	3	2	0	1	17	10.5		
at Ohio St.	11/16/2025		26:18	5-10	.500	0-0	.000	3-3	1.000	0	2	2	3.3	3	3	3	1	2	13	11.3		
Bellarmine	11/19/2025	*	29:57	6-12	.500	0-2	.000	4-9	.444	3	1	4	3.5	2	5	1	0	0	16	12.5		
vs Kansas	11/24/2025	*	24:54	5-14	.357	0-2	.000	3-5	.600	3	2	5	3.8	3	1	1	1	0	13	12.6		
vs Rutgers	11/25/2025	*	28:31	6-12	.500	0-0	.000	3-4	.750	0	1	1	3.3	4	1	1	0	1	15	13.0		
vs Houston	11/26/2025	*	22:19	4-8	.500	0-1	.000	6-8	.750	1	1	2	3.1	0	0	1	1	0	14	13.1		
Missouri	12/02/2025	*	21:30	5-7	.714	0-0	.000	3-4	.750	1	3	4	3.3	5	2	2	0	1	13	13.1		
at TCU	12/05/2025	*	37:56	8-12	.667	0-1	.000	4-7	.571	1	4	5	3.4	3	9	5	1	0	20	13.9		
Idaho	12/10/2025	*	25:18	8-16	.500	0-0	.000	4-7	.571	1	1	2	3.3	2	2	2	0	0	20	14.5		
Totals			8 254:43	55-104	.529	0-7	.000	35-54	.648	11	22	33	3.3	26	26	22	4	5	145	14.5		

Player Averages

Games Played	Minutes/ game	Points/ game	FG Pct	3FG Pct	FT Pct	Rebounds/ game	Assists/ game	Turnovers/ game	Assist/Turnover ratio	Steals/ game	Blocks/ game
10	25.5	14.5	52.9	0.0	64.8	3.3	2.6	2.2	1.2	0.5	0.4

Freshman Season [2025-26]

- 8 starts, 10 games played, averaging 25.5 minutes. Missed game 2 due to concussion protocol.

- Mr. Dependable - 10 straight games in double figures (includes Kansas, Houston, Missouri, TCU) and is coming off back-to-back games with 20 points.

- What a week for Jalen - 2 big Irish wins over Mizzou and TCU in which he averaged 16.5 points on 68.4% shooting, plus 4.5 rpg & 5.5 apg.

- Haralson was CLUTCH at TCU, hitting the game-tying fadeaway shot with three seconds left to send it to overtime. He finished 8-12 from the floor for a career best 20 points; plus 5 rebounds and a career best 9 assists.

- Haralson had 20 points, 5 rebounds, 9 assists and 1 block vs. TCU. ND players to match those marks in a game in last 30 seasons: Jerian Grant in 2015 / Chris Thomas x3 (twice in 2002 and once in 2005).

- Game prior, he ignited a great 2nd half start in win over Missouri, scoring 7 of the team's first 9 points. Ultimately finished with 13 points on 5-7 shooting.

- Attacks the rim at will. He's converting an impressive 75.0% (36-48) from within 4.5 feet. That's 12.4% above the Division I average.

- Shooting 56.7% overall from 2-point range.

- Averaged second most points in Vegas with 14.0 ppg. Haralson was 15-34 (.441) from the field.

- Bounced back in game 3 in impressive fashion, earning Coach Shrews' Fight Night Belt. Haralson dropped 17 points, with 13 coming in the 2nd half. Haralson was a perfect 6-6 from the field.

- Impressed with 13 points on 5-10 shooting at Ohio State (11/16). Team best 3 assists.

Prep Career

- Highest-rated prospect to commit to the Irish in the modern history of the program.

- A consensus five-star recruit and the top-ranked prospect in the state of Indiana. Finished with a top-20 recruit ranking by both ESPN and 247 Sports

- Became the 20th McDonald's All-American Game participant in program history and the first in the Shrewsbury Era

- 2025 Midwest Challenge – Team Indiana

- 2025 Naismith Midseason Team

- Averaged 21.2 points and 7.3 rebounds with the Indy Heat on the Nike EYBL circuit in the spring of 2024. He then followed that up with 16.6 ppg at the Nike Peach Jam in July

- Spent his first two years at Fishers High where he averaged 19.7 points, 6.2 rebounds and 2.7 assists in that time.

USA Basketball

- Member of the 2025 USA Men's Nike Hoop Summit team that defeated the World Select team 124-114 in OT

- Represented USA at the FIBA U17 World Cup in the summer of 2024. He averaged 11.1 points and 4.0 rebounds in seven games as the team ultimately won the gold medal.

CAREER STATS

SEASON	TEAM	GP-GS	MIN/AVG	Field Goals			3-Point			F-Throws			Rebounds				Scoring							
				FG	FGA	FG%	3FG	3FGA	3FG%	FT	FTA	FT%	OFF	DEF	TOT	AVG	PF	FO	A	TO	BLK	STL	PTS	AVG
2025-26	ND	10-8	255/25.5	55-104	.529	0-7	.000	35-54	.648	11	22	33	3.3	26-1	26	22	4	5	145	14.5				
TOTAL		10-8	255/25.5	55-104	.529	0-7	.000	35-54	.648	11	22	33	3.3	26-1	26	22	4	5	145	14.5				



11

BRAEDEN
SHREWSBERRY
JUNIOR | GUARD

@braedenshrewsberry

@BraedenShrews

Height	6-4
Eligibility	Junior
Hometown	Granger, IN
Previous	State College Area High

Season Highs

Pts	19 vs Detroit Mercy, 11/7/25
Rebs	5 at TCU, 12/5/25
FGM	6 vs Eastern Illinois, 11/11/25
FGA	11 vs Rutgers, 11/25/25
3FGM	6 vs Eastern Illinois, 11/11/25
3FGA	9, 2x last vs Missouri, 12/2/25
FTM	4 vs Detroit Mercy, 11/7/25
FTA	4, 2x last at TCU, 12/5/25
Ast	4 at TCU, 12/5/25
Blk	1 vs Bellarmine, 11/19/15
Stl	1, 4x last vs Idaho, 12/10/25

Double Figure Scoring	7
20+ Point Games	0
Double-Figure Rebounds	0
Double-Doubles	0

Career Highs

Pts	25, 2x last vs Syracuse, 12/7/24
Rebs	7 at Florida St, 2/4/25
FGM	8, 4x last vs Dartmouth, 12/11/24
FGA	20 vs Rutgers, 11/26/24
3FGM	7 at Louisville, 2/21/24
3FGA	13, 2x last vs Houston, 11/27/24
FTM	6 at Georgia Tech, 1/9/24
FTA	6 at Georgia Tech, 1/9/24
Ast	4, 3x last at TCU, 12/5/25
Blk	1, 6x last vs Bellarmine, 11/19/25
Stl	3, 2x last vs Virginia Tech, 2/8/25

Double Figure Scoring	45
20+ Point Games	7
Double-Figure Rebounds	0
Double-Doubles	0

2024-25 GAME-BY-GAME

Opponent	Date	GS	MIN	Total		3-Pointers		Free throws		Rebounds				PF	A	TO	BLK	STL	PTS	AVG	
				FG-GA	PCT	3FG-3GA	PCT	FT-FTA	PCT	OFF	DEF	TOT	AVG								
LIU	11/03/2025	*	18:29	1-4	.250	0-2	.000	0-0	.000	0	0	0	0.0	1	3	1	0	1	2	2.0	
Detroit Mercy	11/07/2025	*	28:50	5-8	.625	5-8	.625	4-4	1.000	0	3	3	1.5	0	3	0	0	1	19	10.5	
Eastern Ill.	11/11/2025	*	29:31	6-9	.667	6-8	.750	0-0	.000	0	2	2	1.7	0	2	0	0	0	18	13.0	
at Ohio St.	11/16/2025	*	32:11	4-7	.571	2-3	.667	1-2	.500	0	4	4	2.3	1	0	2	0	1	11	12.5	
Bellarmine	11/19/2025	*	28:56	2-5	.400	2-5	.400	1-2	.500	0	4	4	2.6	3	0	1	1	0	7	11.4	
vs Kansas	11/24/2025	*	33:39	3-9	.333	3-9	.333	0-0	.000	0	2	2	2.5	1	1	0	0	0	9	11.0	
vs Rutgers	11/25/2025	*	33:03	5-11	.455	3-6	.500	0-0	.000	0	2	2	2.4	1	1	1	0	0	13	11.3	
vs Houston	11/26/2025	*	19:50	0-4	.000	0-4	.000	0-0	.000	0	2	2	2.4	2	0	0	0	0	0	9.9	
Missouri	12/02/2025	*	35:28	3-9	.333	3-9	.333	2-2	1.000	0	3	3	2.4	1	1	0	0	0	11	10.0	
at TCU	12/05/2025	*	37:52	5-10	.500	3-7	.429	2-4	.500	0	5	5	2.7	1	4	2	0	0	15	10.5	
Idaho	12/10/2025	*	28:57	5-9	.556	4-7	.571	0-0	.000	0	2	2	2.6	1	2	1	0	1	14	10.8	
Totals			11	326:46	39-85	.459	31-68	.456	10-14	.714	0	29	29	2.6	12	17	8	1	4	119	10.8

Player Averages

Games Played	Minutes/ game	Points/ game	FG Pct	3FG Pct	FT Pct	Rebounds/ game	Assists/ game	Turnovers/ game	Assist/Turnover ratio	Steals/ game	Blocks/ game
11	29.7	10.8	45.9	45.6	71.4	2.6	1.5	0.7	2.1	0.4	0.1

CAREER STATS

Season																	Scoring				
SEASON TEAM	GP-GS	MIN	AVG	Field Goals	FG-FGA	FG%	3FG-3FGA	3FG%	FT-FTA	FT%	OFF	DEF	TOT	AVG	PF-FO	A	TO	BLK	STL	PTS	AVG
2023-24 ND	33-15	934	28.3	115-289	.398		78-210	.371	28-34	.824	4	78	82	2.5	31-0	29	38	1	16	336	10.2
2024-25 ND	26-26	900	34.6	129-312	.413		72-195	.369	34-41	.829	10	69	79	3.0	32-1	42	31	4	15	364	14.0
2025-26 ND	11-11	327	29.7	39-85	.459		31-68	.456	10-14	.714	0	29	29	2.6	12-0	17	8	1	4	119	10.8
TOTAL	70-52	2161	30.9	283-686	.413		181-473	.383	72-89	.809	14	176	190	2.7	75-1	88	77	6	35	819	11.7

Awards

2023-24

- ACC Rookie of the Week (Jan. 15, 2024)

Junior Season (2025-26)

- Started in all 11 games, averaging 29.7 min.

- Braeden is 45.6% from three - 2nd in the ACC. He's converting 2.8 made threes per game - 4th in ACC.

- Went 3-9 from three in the win over Mizzou, followed that up with a 3-7 effort in win at TCU. Braeden posted back-to-back games in double figures with 11 & 15 points, respectively.

- Speaking of TCU, Braeden set new season highs in rebounds (5) and assists (4) in a very complete game for the junior.

- ND is 6-1 this season in which Braeden scores 10+ points.

- Effective% of 64.1 // True Shooting% - 65.2.

- Averaged 7.3 points in Vegas.

- Went 6-8 from three in win over EIU, totaling 18 pts. Was 5-6 from three in the 2nd half.

- Team high 19 points in win over Detroit Mercy. Got hot from three, draining 5-8.

- Co-led the team in assists with 3 in opening win over LIU.

Sophomore Season (2024-25)

- Missed the last 7 games of the season recovering from a lower-abdomen injury.

- Averaged 14.0 ppg, up from last year's 10.2. He shot 41.3%, up from last year's 39.8%.

- 2.8 threes/game (3rd in ACC), converting 36.9% from deep (3rd). Higher three ball numbers in ACC Play – 2.9 threes/ game (3rd in ACC) while hitting 40.0% from deep (5th).

- Shrewsberry's sweet spot? Corner threes – he was 45.5% (15-for-33).

- Converted 48.7% from two-point range. He shot 43.2% from midrange 2s, 44.9% from the paint and he's 16-24 from around the rim.

- Bounced back after 0-point game vs. VT with three strong performances before his injury. Braeden averaged 16.3 ppg in that span on 16-39 shooting (.410), plus 11-24 (.458) from three.

- Made three triples in the opening six minutes of the Louisville game on Feb. 16 and finished with 12 points.


- Back in one of his hometowns, Braeden dropped 16 points at Boston College (2/12) on 6-14 shooting.

- Braeden's three with 5:23 left kicked off a 13-0 run vs. Georgia Tech on Jan. 28. He also sealed the 71-68 victory with 3 critical free throws with less than 12 seconds left.

- Played hero in 69-64 win over Syracuse on Dec. 7. Tied his career high with 25 points on 6-11 shooting from three. Shrewsberry was clutch late, hitting a three with 3:27 left to put the Irish up 63-60, and again at 2:11 to push the Irish ahead 67-62.

- Players Era 3-game Stats – 49 PTS (16.3 ppg); 19-of-56 FG (.339); 9-33 3PT (.273)

- 22 points against Elon (11/22), draining five from deep. Also dished out a career high 4 assists.



12

GARRETT SUNDRA

SOPHOMORE | FORWARD

	@garrettsundra		@GarrettSundra
Height	6-11		
Eligibility	Sophomore		
Hometown	Ashburn, VA		
Previous	Paul VI Catholic		

Season Highs

Pts	9	vs Detroit Mercy, 11/7/25
Rebs	5, 3x	last at TCU, 12/5/25
FGM	4	vs Detroit Mercy, 11/7/25
FGA	6, 2x	last vs Kansas, 11/24/25
3FGM	2	at TCU, 12/5/25
3FGA	4	vs Missouri, 12/2/25
FTM		
FTA		
Ast	2	at TCU, 12/5/25
Blk	1, 2x	last vs Rutgers, 11/25/25
Stl	1, 2x	last at Ohio St, 11/16/25

Double Figure Scoring	0
20+ Point Games	0
Double-Figure Rebounds	0
Double-Doubles	0

Career Highs

Pts	11, 2x	last vs SMU, 2/19/25
Rebs	8	vs Le Moyne, 12/22/24
FGM	4, 2x	last vs Detroit Mercy, 11/7/25
FGA	6	vs Detroit Mercy, 11/7/25
3FGM	3	vs Creighton, 11/30/24
3FGA	4	vs Creighton, 11/30/24
FTM	3, 2x	last vs SMU, 2/19/25
FTA	3, 2x	last vs SMU, 2/19/25
Ast	2, 2x	last at TCU, 12/5/25
Blk	1, 5x	last vs Rutgers, 11/25/25
Stl	2	at Florida St, 2/4/25

Double Figure Scoring	2
20+ Point Games	0
Double-Figure Rebounds	0
Double-Doubles	0

2024-25 GAME-BY-GAME																				
Opponent	Date	GS	Total		3-Pointers		Free throws		Rebounds				PF A TO BLK STL PTS AVG							
			MIN	FG-FGA	PCT	3FG-3FGA	PCT	FT-FTA	PCT	OFF	DEF	TOT	AVG	PF	A	TO	BLK	STL	PTS	AVG
LIU	11/03/2025	*	19:59	2-4	.500	1-3	.333	0-0	.000	1	1	2	2.0	4	0	1	0	1	5	5.0
Detroit Mercy	11/07/2025	*	19:43	4-6	.667	1-2	.500	0-0	.000	1	4	5	3.5	0	1	0	0	0	9	7.0
Eastern Ill.	11/11/2025	*	15:21	2-2	1.000	1-1	1.000	0-0	.000	2	3	5	4.0	2	0	0	0	0	5	6.3
at Ohio St.	11/16/2025	*	20:16	2-3	.667	1-2	.500	0-0	.000	0	2	2	3.5	4	0	0	0	1	5	6.0
Bellarmine	11/19/2025	*	09:43	0-0	.000	0-0	.000	0-0	.000	1	0	1	3.0	2	0	2	0	0	0	4.8
vs Kansas	11/24/2025	*	22:50	1-6	.167	0-2	.000	0-0	.000	2	1	3	3.0	1	0	0	1	0	2	4.3
vs Rutgers	11/25/2025	*	17:12	2-5	.400	1-2	.500	0-1	.000	1	3	4	3.1	2	0	0	1	0	5	4.4
vs Houston	11/26/2025	*	06:46	0-4	.000	0-2	.000	0-0	.000	0	1	1	2.9	0	0	0	0	0	0	3.9
Missouri	12/02/2025	*	21:36	1-5	.200	0-4	.000	0-0	.000	0	4	4	3.0	1	1	1	0	0	2	3.7
at TCU	12/05/2025	*	23:04	2-2	1.000	2-2	1.000	0-0	.000	2	3	5	3.2	1	2	3	0	0	6	3.9
Idaho	12/10/2025	*	18:56	1-1	1.000	0-0	.000	0-0	.000	1	3	4	3.3	0	1	0	0	0	2	3.7
Totals		10	195:26	17-38	.447	7-20	.350	0-1	.000	11	25	36	3.3	17	5	7	2	2	41	3.7

Player Averages

Games Played	Minutes/ game	Points/ game	FG Pct	3FG Pct	FT Pct	Rebounds/ game	Assists/ game	Turnovers/ game	Assist/Turnover ratio	Steals/ game	Blocks/ game
11	17.8	3.7	44.7	35.0	0.0	3.3	0.5	0.6	0.7	0.2	0.2

Sophomore Season (2025-26)

- Started in 10 of 11 games, averaging 17.8 minutes (8 more mpg than last season).
- Shooting 55.6% from two-point range.
- He's 7-16 (.438) from Above Break 3's.
- Went 2-2 from three to record 6 points, 5 rebounds, 2 assists in the TCU win.
- Coach has praised his dependability in the starting lineup and to stretch the floor.

Freshman Season (2024-25)

- Saw action in 21-of-33 games & averaged 9.3 min.
- Averaged 2.3 points and 1.5 rebounds.
- Shot 53.3 percent from the field overall.
- Converted 72.7 percent from two-point range.
- Sundra was 8-20 (.400) from three.
- Tied his career high of 11 points vs. SMU on Feb. 19. Sundra shot 3-4 overall, 2-3 from deep and 3-3 from the FT line.
- Saw significant time at Florida State (2/4) and responded with a 3-5 shooting day (2-3 from three) for 8 points.
- The box score may not show it, but Garrett stepped up and played 18 minutes against UNC (2nd highest of the season), grabbing 4 rebounds and playing solid D.
- Came off the bench vs. Le Moyne (12/22) and grabbed a career high 8 rebounds.
- Played his first significant minutes against #21/19 Creighton and Sundra delivered. He recorded his first double-digit scoring effort with 11 points on 4-for-5 shooting (3-for-4 from three).
- Followed that with a career high 21 minutes at Georgia when tallied 5 points on 2-for-3 shooting.

Prep Career

Ranked 131st nationally by 247 Sports. ESPN has Sundra ranked 29th in his position and sixth overall in the state of Virginia.

Key contributor on a loaded Paul VI Catholic squad. In his senior year, Sundra captained a Panthers squad who achieved a 35-3 overall record and No. 1 ranking by MaxPreps.

Averaged 8.3 points, 6.8 rebounds, 2.3 assists and 2.0 steals per game.

As a junior, he helped Paul VI Catholic go 31-4 en route to a state title.


Competed on the Nike EYBL Circuit on Team Takeover. Won back-to-back Peach Jam championships.

Sundra showed off his touch in and around the paint on the EYBL Circuit, shooting 36-of-54 from two.

A four-star prospect by ESPN and top-100 overall recruit, Sundra ranked fifth in his state and 20th at his position.

He is the first Notre Dame scholarship player from the Commonwealth of Virginia.

CAREER STATS																						
			Field Goals		3-Point		F-Throws		Rebounds								Scoring					
SEASON	TEAM	GP-GS	MIN	AVG	FG-FGA	FG%	3FG-3FGA	3FG%	FT-FTA	FT%	OFF	DEF	TOT	AVG	PF	FO	A	TO	BLK	STL	PTS	AVG
2024-25	ND	21-0	195	9.3	16-31	.516	8-20	.400	9-11	.818	11	21	32	1.5	19-0	7	8	3	4	49	2.3	
2025-26	ND	11-10	195	17.8	17-38	.447	7-20	.350	0-1	.000	11	25	36	3.3	17-0	5	7	2	2	41	3.7	
TOTAL		32-10	391	12.2	33-69	.478	15-40	.375	9-12	.750	22	46	68	2.1	36-0	12	15	5	6	90	2.8	



13

SIR MOHAMMED

SOPHOMORE | GUARD

	@sirmohammed13		@thesirmohammed
Height	6-6		
Eligibility	Sophomore		
Hometown	Charlotte, NC		

Season Highs

Pts	10	vs Detroit Mercy, 11/7/25
Rebs	6	vs Detroit Mercy, 11/7/25
FGM	4, 2x	last at Ohio St, 11/16/25
FGA	9	vs Detroit Mercy, 11/7/25
3FGM	2	vs Idaho, 12/10/25
3FGA	3	vs Eastern Illinois, 11/11/25
FTM	2, 2x	vs Detroit Mercy, 11/7/25
FTA	4, 2x	vs Detroit Mercy, 11/7/25
Ast	6	vs Detroit Mercy, 11/7/25
Blk	1	at TCU, 12/5/25
Stl	2, 2x	last vs Kansas, 11/24/25

Double Figure Scoring	1
20+ Point Games	0
Double-Figure Rebounds	0
Double-Doubles	0

Career Highs

Pts	11	at Duke, 1/11/25
Rebs	6, 2x	last vs Detroit Mercy, 11/7/25
FGM	4, 2x	last at Ohio St, 11/16/25
FGA	7, 5x	last vs UNC, 3/12/25
3FGM	2, 2x	last vs Idaho, 12/10/25
3FGA	4	at Duke, 1/11/25
FTM	2, 3x	last vs Detroit Mercy, 11/7/25
FTA	4, 3x	last vs Detroit Mercy, 11/7/25
Ast	6	vs Detroit Mercy, 11/7/25
Blk	1, 4x	last at TCU, 12/5/25
Stl	3	at Syracuse, 1/18/25

Double Figure Scoring	2
20+ Point Games	0
Double-Figure Rebounds	0
Double-Doubles	0

2024-25 GAME-BY-GAME

Opponent	Date	GS	MIN	Total		3-Pointers		Free throws		Rebounds										
				FG-FGA	PCT	3FG-3FGA	PCT	FT-FTA	PCT	OFF	DEF	TOT	AVG	PF	A	TO	BLK	STL	PTS	AVG
LIU	11/03/2025		16:45	1-3	.333	1-2	.500	2-4	.500	0	1	1	1.0	2	1	3	0	1	5	5.0
Detroit Mercy	11/07/2025	*	22:58	4-9	.444	0-1	.000	2-4	.500	2	4	6	3.5	1	6	2	0	0	10	7.5
Eastern Ill.	11/11/2025	*	26:11	2-6	.333	0-3	.000	0-1	.000	2	3	5	4.0	2	2	1	0	0	4	6.3
at Ohio St.	11/16/2025	*	24:34	4-8	.500	0-2	.000	0-3	.000	0	2	2	3.5	3	2	1	0	0	8	6.8
Bellarmine	11/19/2025		17:43	0-1	.000	0-0	.000	0-0	.000	0	0	0	2.8	3	0	1	0	2	0	5.4
vs Kansas	11/24/2025		13:57	2-6	.333	0-1	.000	0-0	.000	1	4	5	3.2	0	0	0	0	2	4	5.2
vs Rutgers	11/25/2025	*	23:01	2-2	1.000	0-0	.000	2-2	1.000	1	3	4	3.3	0	3	5	0	1	6	5.3
vs Houston	11/26/2025		04:46	0-1	.000	0-0	.000	0-0	.000	0	1	1	3.0	1	0	1	0	0	0	4.6
Missouri	12/02/2025		08:37	1-3	.333	0-2	.000	0-0	.000	0	1	1	2.8	1	0	2	0	0	2	4.3
at TCU	12/05/2025		10:09	0-3	.000	0-1	.000	0-0	.000	0	1	1	2.6	2	1	0	1	0	0	3.9
Idaho	12/10/2025		14:42	2-7	.286	2-2	1.000	0-0	.000	0	2	2	2.5	0	1	1	0	0	6	4.1
Totals		4	183:23	18-49	.367	3-14	.214	6-14	.429	6	22	28	2.5	15	16	17	1	6	45	4.1

Player Averages

Games Played	Minutes/ game	Points/ game	FG Pct	3FG Pct	FT Pct	Rebounds/ game	Assists/ game	Turnovers/ game	Assist/Turnover ratio	Steals/ game	Blocks/ game
11	16.7	4.1	36.7	21.4	42.9	2.5	1.5	1.5	0.9	0.5	0.1

CAREER STATS

SEASON	TEAM	GP-GS	MIN/AVG	Field Goals		3-Point		F-Throws		Rebounds				Scoring	
				FG-FGA	FG%	3FG-3FGA	3FG%	FT-FTA	FT%	OFF	DEF	TOT	AVG	PF	PTS
2024-25	ND	23-8	304/13.2	29-76	.382	5-29	.172	8-20	.400	20	23	43	1.9	25-0	71
2025-26	ND	11-4	183/16.7	18-49	.367	3-14	.214	6-14	.429	6	22	28	2.5	15-0	45
TOTAL		34-12	488/14.3	47-125	.376	8-43	.186	14-34	.412	26	45	71	2.1	40-0	116

Sophomore Season (2025-26)

- Seen action in all 11 games, plus 4 starts, averaging 16.7 minutes.
- Coach Shrews has praised Sir's passing ability and it being a major reason he recruited him to Notre Dame.
- Attacked the paint at Ohio St (11/16), going 4-8 from the floor for 8 points.
- Was Coach's 'Fight Night' champ of game 2 - 10 points, a career high tying 6 rebounds & a new career best of 6 assists. Was just his 2nd career game in double figures.

Freshman Season (2024-25)

- Played in 23-of-33 games overall & averaged 13.2 minutes.
- On November 18, Sir Mohammed underwent successful surgery performed by Dr. Brian Ratigan for a lower-body injury. On Dec. 31 at Georgia Tech, he made his return.
- Started in 8 games. Shot 12-22 from two-point range in those games.
- Shot 51.1% from two-point range overall.
- Small sample size, but Sir was 14-19 (.737) from around the rim and drained 44.4% from the midrange.
- Was 3-5 from two and totaled 8 points vs. SMU on Feb. 19.
- Had his highest point total since Duke with 7 points vs. Louisville (Feb. 16) on 3-5 shooting.
- Sir had a great game at #4 Duke - earning his first double-digit scoring performance of his collegiate career with 11 points on 4-7 shooting.

Prep Career

- Ranked 43rd in the country by 247 Sports and 57th by ESPN. Part of three-player recruiting class that ranked 19th in the country by ESPN.
- Averaged 13.5 points, 6.5 rebounds, 5.0 assists and 2.3 steals in 20.5 minutes over 24 games as a senior.
- Led Myers Park to a 27-3 overall record with a 10-0 mark in conference play.
- 2024 Second-Team All-State // 2023 Second-Team All-State
- Shot 53 percent from the field, 38 percent from 3 and 62 percent from the free-throw line.
- Led Myers Park High to a 28-4 record, a national ranking and a 4A State championship title as a junior (first state championship game for Myers Park in more than 60 years).
- Averaged 13.5 points, 5.3 rebounds 4.9 assists and 1.9 steals.
- Played for Team Curry 17U on the Under Armour Next Circuit where he averaged 8.4 points and 4.3 assists in the summer of 2023.
- Son of former NBA power forward Nazr Mohammed



14

KEBBA NJIE

SENIOR | FORWARD

@_kebba	@_kebbanjie
Height	6-10
Eligibility	Senior
Hometown	Centerville, OH

Season Highs

Pts	8 vs LIU, 11/3/25
Rebs	6 vs Detroit Mercy, 11/7/25
FGM	2, 3x last vs Missouri, 12/2/25
FGA	4 vs Detroit Mercy, 11/7/25
3FGM	
3FGA	
FTM	4, 2x last vs Bellarmine, 11/19/25
FTA	4, 3x last vs Missouri, 12/2/25
Ast	1, 2x last vs Idaho, 12/10/25
Blk	1, 2x last vs Missouri, 12/2/25
Stl	

Double Figure Scoring	0
20+ Point Games	0
Double-Figure Rebounds	0
Double-Doubles	0

Career Highs

Pts	12, 2x last vs Buffalo, 11/11/24
Rebs	12 at Boston College, 2/12/25
FGM	5, 3x last at Wake Forest, 3/1/25
FGA	8, 2x last at Wake Forest, 3/1/25
3FGM	1, 9x last at Miami, 2/1/25
3FGA	3 at Wake Forest, 3/1/25
FTM	9 vs. Georgia Tech, 3/12/24
FTA	10 vs. Georgia Tech, 3/12/24
Ast	2, 10x last vs Cal, 3/8/25
Blk	4 vs Quinnipiac, 12/22/22
Stl	3 vs Boston College, 1/13/2

Double Figure Scoring	8
20+ Point Games	0
Double-Figure Rebounds	5
Double-Doubles	1

2024-25 GAME-BY-GAME

Opponent	Date	GS	Total			3-Pointers		Free throws		Rebounds									PTS	AVG
			MIN	FG-FGA	PCT	3FG-3FGA	PCT	FT-FTA	PCT	OFF	DEF	TOT	AVG	PF	A	TO	BLK	STL		
LIU	11/03/2025		11:26	2-3	.667	0-0	.000	4-4	1.000	3	1	4	4.0	3	0	0	0	0	8	8.0
Detroit Mercy	11/07/2025		14:56	2-4	.500	0-0	.000	2-3	.667	1	5	6	5.0	3	0	0	1	0	6	7.0
Eastern Ill.	11/11/2025		09:12	1-1	1.000	0-0	.000	1-2	.500	1	3	4	4.7	1	0	3	0	0	3	5.7
at Ohio St.	11/16/2025		10:53	1-2	.500	0-1	.000	0-0	.000	1	2	3	4.3	2	0	0	0	0	2	4.8
Bellarmino	11/19/2025		07:35	0-1	.000	0-0	.000	4-4	1.000	0	2	2	3.8	1	0	1	0	0	4	4.6
vs Kansas	11/24/2025		10:53	0-0	.000	0-0	.000	2-2	1.000	0	3	3	3.7	2	0	1	0	0	2	4.2
vs Rutgers	11/25/2025		14:12	0-0	.000	0-0	.000	0-0	.000	0	3	3	3.6	1	0	0	0	0	0	3.6
vs Houston	11/26/2025		14:34	1-1	1.000	0-0	.000	0-1	.000	0	1	1	3.3	2	1	0	0	0	2	3.4
Missouri	12/02/2025		17:39	2-2	1.000	0-0	.000	2-4	.500	0	0	0	2.9	2	0	0	1	0	6	3.7
at TCU	12/05/2025		11:42	0-0	.000	0-0	.000	0-0	.000	0	3	3	2.9	1	0	0	0	0	0	3.3
Idaho	12/10/2025		07:29	0-1	.000	0-0	.000	0-0	.000	1	2	3	2.9	1	1	1	0	0	0	3.0
Totals		0	130:31	9-15	.600	0-1	.000	15-20	.750	7	25	32	2.9	19	2	7	2	0	33	3.0

Player Averages

Games Played	Minutes/ game	Points/ game	FG Pct	3FG Pct	FT Pct	Rebounds/ game	Assists/ game	Turnovers/ game	Assist/Turnover ratio	Steals/ game	Blocks/ game
11	11.9	3.0	60.0	0.0	75.0	2.9	0.2	0.6	0.3	0.0	0.2

Senior Season (2025-26)

- Played in all 11 games, averaging 11.9 minutes off the bench.
- Coming into his role being a defensive game-changer off the bench. Was a difference maker in the win over Missouri and the switch to put Njie on Mark Mitchell. Then provided big minutes when Towt fouled out at TCU, grabbing three big boards.
- Limited sample size but shooting 60.0 percent from the field (9-15).
- Solid senior year debut with 8 points vs. LIU on 2-3 shooting, 4-4 from the line. Also grabbed 4 boards.
- Been with Coach Shrews for all four years, including his freshman year in which Penn St made the NCAA Tournament.

Junior Season (2024-25)

- Averaged 3.8 ppg in his first 2 seasons and averaged 6.1 ppg as a junior. Missed ACC Tourney game due to concussion protocol.
- Kebba shot a career-best 55.5% from the floor.
- Shot 58.7% from two-point range. Diving deeper, Kebba was 47-66 (.712) at the rim and 17-37 (.459) in the paint.
- His last 5 games – shot 70.6% from two.
- Led team in Reb/game (5.9) & Off. Reb/game (2.2) – latter ranked 15th in ACC.
- Averaged 5.8 ppg and 6.0 rpg in ACC games.
- 2.3 offensive reb/game in league play which ranked 13th.
- 4th game in double figures after recording 10 points on 5-8 shooting at Wake Forest on March 1.
- Came up big off the bench at Boston College (2/12) with not only a career-high 12 rebounds, but the game-winning putback. Njie finished with 7 points.
- Kebba entered the year with just four double-digit scoring performances to his name. He posted two in January which included his first career double-double at NC State on Jan. 8. Njie recorded 10 points and a career-high tying 11 rebounds.
- Flirted with another double-double in win over BC on Jan. 13, posting 11 points, 9 rebounds.
- In win over Syracuse on Dec. 7, Njie earned 9 points, 9 rebounds, plus a huge block down the stretch.
- Players Era 3-game Stats – 16 PTS (5.3 ppg), co-team best 18 REB (6.0 RPG)
- In game 2 vs. Buffalo, Njie tied his career high of 12 points with an efficient 5-for-7 from the field.

CAREER STATS

SEASON	TEAM	GP-GS	MIN/AVG	Field Goals		3-Point		F-Throws		Rebounds			Scoring		
				FG-FGA	FG%	3FG-3FGA	3FG%	FT-FTA	FT%	OFF	DEF	TOT	PTS	AVG	PTS
2022-23	PSU	37-26	529/14.3	52-100	.520	1-5	.200	22-37	.595	39	89	128	3.5	76-0	17
2023-24	ND	29-27	703/24.3	37-99	.374	1-8	.125	51-67	.761	59	98	157	5.4	70-1	20
2024-25	ND	31-30	729/23.5	71-128	.555	7-19	.368	40-57	.702	67	115	182	5.9	71-0	14
2025-26	ND	11-0	131/11.9	9-15	.600	0-1	.000	15-20	.750	7	25	32	2.9	19-0	2
TOTAL FOR ND		71-57	1563/22.0	117-242	.483	8-28	.286	106-144	.736	133	238	371	5.2	160-1	36
TOTAL		108-83	2092/19.4	169-342	.494	9-33	.273	128-181	.707	172	327	499	4.6	236-1	53



15

TOMMY AHNEMAN
FRESHMAN | CENTER

@tahneman	@TommyAhneman
Height	6-11
Eligibility	Freshman
Hometown	Fargo, ND
Previous	Cretin-Derham Hall

Season Highs

Pts	
Rebs	
FGM	
FGA	
3FGM	
3FGA	
FTM	
FTA	
Ast	
Blk	
Stl	
Double Figure Scoring	0
20+ Point Games	0
Double-Figure Rebounds	0
Double-Doubles	0

Career Highs

Pts	
Rebs	
FGM	
FGA	
3FGM	
3FGA	
FTM	
FTA	
Ast	
Blk	
Stl	
Double Figure Scoring	0
20+ Point Games	0
Double-Figure Rebounds	0
Double-Doubles	0

2025-26 GAME-BY-GAME

CAREER STATS

Freshman Season [2025-26]

- Is currently rehabbing from left knee surgery.

Prep Career

- Top-ranked prospect in the state of Minnesota and a consensus top-100 recruit.

- Transferred to Cretin-Derham for his senior year where he led them to a Section 4A Championship & a Class 4A State runner-up finish.

- Averaged 16.3 points, 10.6 rebounds, 3.2 assists, 1.3 steals and 1.7 blocks as a senior, earning All Suburban East Conference

- Earned over 1,000 career points.

- 2025 Battle of the Lakes participant.

- Prior to that, he was at Sheyenne High School in West Fargo, North Dakota, where he led his team to a Class 2A state title

- He dominated Fargo North in the state championship game with 28 points, 17 rebounds and two blocks in the 78-62 victory.

- Was named the 2024 Gatorade Player of the Year.

- Averaged 20.3 points, 13.3 rebounds, 2.2 blocks and 1.9 assists as a junior.

- Spring/Summer of 2024 – played in the Nike EYBL Champions 17U league where he averaged 20.7 points and 8.1 rebounds in 11 games with Howard Pulley.



24

MARK ZACKERY IV

FRESHMAN | GUARD

@markzackeryiv @mzackery_	
Height	5-11
Eligibility	Freshman
Hometown	Indianapolis, IN
Previous	Ben Davis

Season Highs

Pts
Rebs
FGM
FGA
3FGM
3FGA
FTM
FTA
Ast
Blk
Stl
Double Figure Scoring0
20+ Point Games0
Double-Figure Rebounds0
Double-Doubles0

Career Highs

Pts
Rebs
FGM
FGA
3FGM
3FGA
FTM
FTA
Ast
Blk
Stl
Double Figure Scoring0
20+ Point Games0
Double-Figure Rebounds0
Double-Doubles0

2025-26 GAME-BY-GAME

CAREER STATS

Freshman Season [2025-26]

- Member of the 2025 Notre Dame football team. Players Cornerback.

Prep Career

- An Indiana All-Star selection
- A two-time Indy Star Super Team honoree
- Guided Ben Davis to a 33-0 record as a sophomore, culminating in a state championship
- Scored 16 points in the state title game
- During the same 2022-23 season, Ben Davis High defeated Penn & NorthWood to win the Raymond James Hall of Fame Classic for the second time in school history. Zackery IV was named the Tournament MVP
- Almost pulled off the two-peat as a junior, as Ben Davis finished as state runner-up.
- Averaged 11.0 points, 2.1 rebounds, 4.3 assists and 1.4 steals over the course of the 2023-24 season, shooting 39.4 percent from beyond the arc.
- Played AAU ball with Indiana Elite in the summer of 2024. The same AAU club as current Irish teammates Logan Imes and Braeden Shrewsberry.
- Indiana Elite finished as Adidas 3SSB 17U national runner-up.
- In the summers of 2021-23, Zackery IV played point guard with Team Teague.
- Some highlights there include: Big Foot 16U Classic champions in 2023, the Prep Hoops 15U national champion in 2022, AAU 14U national champion in 2021 and the 2021 Chris Paul Rising Stars Top 25.



33

CARSON TOWT

GRADUATE | FORWARD

@burke.chebuhar

@BChebuhar

Height	6-8
Eligibility	Graduate
Hometown	Gilbert, AZ
Previous	Northern Arizona

Season Highs

Pts	19	vs Idaho, 12/10/25
Rebs	19	vs LIU, 11/3/25
FGM	9	vs Idaho, 12/10/25
FGA	12	vs Idaho, 12/10/25
3FGM		
3FGA		
FTM	4	vs Bellarmine, 11/19/25
FTA	6	vs Bellarmine, 11/19/25
Ast	5	vs Detroit Mercy, 11/7/25
Blk	2	vs Kansas, 11/24/25
Stl	2	vs LIU, 11/3/25

Double Figure Scoring	4
20+ Point Games	0
Double-Figure Rebounds	7
Double-Doubles	3

Career Highs

Pts	24	at Idaho St, 3/3/25
Rebs	19, 4x	last vs LIU, 11/3/25
FGM	11, 3x	vs. Queens, 3/23/25
FGA	21	vs Queens, 3/23/25
3FGM		
3FGA	1	at Idaho St, 12/29/22
FTM	5, 2x	last vs. Portland St, 2/11/23
FTA	15	vs. Embry Riddle, 1/5/22
Ast	11	vs Embry Riddle, 1/5/22
Blk	3	last at Oral Roberts, 12/4/24
Stl	5	vs. Park, 11/4/24

Double Figure Scoring	61
20+ Point Games	7
Double-Figure Rebounds	54
Double-Doubles	31

2024-25 GAME-BY-GAME

Opponent	Date	GS	Total			3-Pointers			Free throws			Rebounds			PF	A	TO	BLK	STL	PTS	AVG
			MIN	FG-FGA	PCT	3FG-3FGA	PCT	FT-FTA	PCT	OFF	DEF	TOT	AVG	PF							
LIU	11/03/2025	*	28:40	1-4	.250	0-0	.000	0-0	.000	6	13	19	19.0	2	3	0	1	2	2	2.0	
Detroit Mercy	11/07/2025	*	20:59	5-7	.714	0-0	.000	1-2	.500	4	6	10	14.5	1	5	1	0	1	11	6.5	
Eastern Ill.	11/11/2025	*	24:24	2-6	.333	0-0	.000	1-2	.500	8	3	11	13.3	4	3	3	0	1	5	6.0	
at Ohio St.	11/16/2025	*	29:07	4-5	.800	0-0	.000	0-3	.000	2	10	12	13.0	3	2	2	0	0	8	6.5	
Bellarmine	11/19/2025	*	29:23	4-6	.667	0-0	.000	4-6	.667	3	8	11	12.6	2	0	2	0	0	12	7.6	
vs Kansas	11/24/2025	*	27:32	1-4	.250	0-0	.000	0-0	.000	2	8	10	12.2	3	2	0	2	1	2	6.7	
vs Rutgers	11/25/2025	*	24:22	1-3	.333	0-0	.000	0-0	.000	3	3	6	11.3	1	0	0	1	1	2	6.0	
vs Houston	11/26/2025	*	25:26	0-0	.000	0-0	.000	2-3	.667	1	3	4	10.4	4	0	1	0	0	2	5.5	
Missouri	12/02/2025	*	22:50	1-1	1.000	0-0	.000	0-0	.000	1	8	9	10.2	3	1	1	0	0	2	5.1	
at TCU	12/05/2025	*	32:51	6-6	1.000	0-0	.000	1-5	.200	2	7	9	10.1	5	4	1	0	1	13	5.9	
Idaho	12/10/2025	*	31:29	9-12	.750	0-0	.000	1-1	1.000	6	9	15	10.5	3	3	2	1	0	19	7.1	
Totals			11: 297:02	34-54	.630	0-0	.000	10-22	.455	38	78	116	10.5	31	23	13	5	7	78	7.1	

Player Averages

Games Played	Minutes/ game	Points/ game	FG Pct	3FG Pct	FT Pct	Rebounds/ game	Assists/ game	Turnovers/ game	Assist/Turnover ratio	Steals/ game	Blocks/ game
11	27.0	7.1	63.0	0.0	45.5	10.5	2.1	1.2	1.8	0.6	0.5

CAREER STATS

		Field Goals				3-Point		F-Throws		Rebounds			Scoring							
SEASON	TEAM	GP-GS	MIN/AVG	FG-FGA	FG%	3FG-3FGA	3FG%	FT-FTA	FT%	OFF	DEF	TOT	AVG	PF-FO	A	TO	BLK	STL	PTS	AVG
2020-21	NAU	22-19	470/21.4	51-96	.531	0-0	.000	22-43	.512	38	63	101	4.6	73-5	28	30	13	10	124	5.6
2021-22	NAU	32-32	948/29.6	109-224	.487	0-0	.000	50-108	.463	94	186	280	8.8	100-4	119	63	10	18	268	8.4
2022-23	NAU	35-35	991/28.3	157-295	.532	0-1	.000	40-100	.400	113	161	274	7.8	114-4	106	65	10	20	354	10.1
2024-25	NAU	34-34	1146/33.7	199-350	.569	0-0	.000	55-145	.379	119	304	423	12.4	85-4	115	63	12	37	453	13.3
2025-26	ND	11-11	297/27.0	34-54	.630	0-0	.000	10-22	.455	38	78	116	10.5	31-1	23	13	5	7	78	7.1
TOTAL FOR ND		11-11	297/27.0	34-54	.630	0-0	.000	10-22	.455	38	78	116	10.5	31-1	23	13	5	7	78	7.1
TOTAL		134-131	3852/28.7	550-1019	.540	0-1	.000	177-418	.423	402	792	1194	8.9	403-18	391	234	50	92	1277	9.5

Career Awards

- 2025 Second Team All-Big Sky // 2025 Unanimous Big Sky All-Defensive Team // 2023 Big Sky All-Tournament Team // Four-time Golden Eagle Scholar-Athlete Award recipient // 2021 Big Sky All-Academic honoree

AT NOTRE DAME

Graduate Season (2025-26)

- More than just rebounding - Carson is 24-30 from the floor over the past three games.

- Averaging 10.5 rpg - ranks 13th nationally & 2nd in the ACC.
- 116 total rebounds this year - 4th nationally, 1st in the ACC
- 3.45 offensive rpg - 2nd in the ACC.
- 7.1 defensive rpg - 13th nationally, 2nd in the ACC.

- Recorded a career-high 19 points in his third double-double of the season, finishing with 19 points and 15 rebounds in the win over Idaho (12/10)

- Scored 13 points in big road win at TCU. Towt was a perfect 6-6 from the floor. Also recorded 9 boards & 4 assists.

- Posted the best rebounding start to the season in the conference era (1995-on) with 6 straight games with double-digit rebounds.

- Earned his first ND double-double in game #2 with 11 points and 10 rebounds. Ultimately recorded two double-doubles in first five games.

- Set an Irish debut rebounding record with 19 boards vs. LIU. He is now the 16th different Irish player to reel in at least 19 rebounds in a game.

- 23-32 (.719) around the rim // 11/21 in the paint // 63.0% from two

- His 6 offensive boards played a major role in the team's 21 second chance points vs LIU. Had a season best 8 o-boards vs Eastern Illinois which helped lead to 17 second-chance points.

- His 1,194 career rebounds leads all active players. Next highest is Graham Ike of Gonzaga at 968.

- He'll be the first Arizona native to ever suit up in an Irish uniform

AT NORTHERN ARIZONA

- Recorded 1,199 career points and 1,078 career rebounds across four seasons. He averaged 9.7 ppg and 8.8 rpg

Senior Season (2024-25)

- Led the nation in rebounding with 12.4 per game
- Set a Big Sky Conference single-season rebounding record, grabbing 423 rebounds across 34 games. The 423 rebounds led the country.

- Also led the country in defensive rebounds per game at 8.9
- Reeled in 3.5 offensive boards per game which ranked 14th nationally

- Became just the second-ever player in program history to record 1,000 rebounds, just before becoming the record holder while breaking the 63-year record that was set at 1,044 rebounds

- Was second on the team in scoring – he averaged 13.4 points per game

- Produced 20 double-doubles which ranked sixth in the nation

- Shot .569 overall from the field which ranked second in the Big Sky and 26th nationally

- Averaged 3.4 assists per game

- He snared a career-high 19 rebounds against Northern Colorado.

- Grabbed at least 10 rebounds in each of NAU's final five games

- At the end of last season his 1,078 career rebounds ranked 16th nationally amongst active players



34

MATT MACLELLAN

GRADUATE | FORWARD

	@l3mattmac		@MatthewMacLell3
Height	6-9		
Eligibility	Graduate		
Hometown	Canton, MI		
Prev. School	Madonna		

Season Highs

Pts	
Rebs	
FGM	
FGA	
3FGM	
3FGA	
FTM	
FTA	
Ast	1 vs Detroit Mercy, 11/7/25
Blk	
Stl	

Double Figure Scoring	0
20+ Point Games	0
Double-Figure Rebounds	0
Double-Doubles	0

Career Highs

Pts	22, 2x last at Indiana Tech, 3/1/25
Rebs	10 at UM-Dearborn, 11/23/21
FGM	9 at Rochester Christian, 2/8/25
FGA	
3FGM	3, 2x last at Northwestern Ohio, 2/5/25
3FGA	
FTM	11 vs. St. Thomas, 12/21/24
FTA	
Ast	7 vs Cleary, 1/15/25
Blk	4 at Lawrence Tech, 2/27/2
Stl	3 at Indiana Tech, 11/18/23

2025-26 GAME-BY-GAME

Opponent	Date	GS	MIN	Total		3-Pointers		Free throws		Rebounds				PF	A	TO	BLK	STL	PTS	AVG
				FG-FGA	PCT	3FG-3FGA	PCT	FT-FTA	PCT	OFF	DEF	TOT	AVG							
Detroit Mercy	11/07/2025		03:08	0-0	.000	0-0	.000	0-0	.000	0	0	0	0.0	1	1	0	0	0	0	0.0
Totals		0	03:08	0-0	.000	0-0	.000	0-0	.000	0	0	0	0.0	1	1	0	0	0	0	0.0

Player Averages

Games Played	Minutes/game	Points/game	FG Pct	3FG Pct	FT Pct	Rebounds/game	Assists/game	Turnovers/game	Assist/Turnover ratio	Steals/game	Blocks/game
1	3.1	0.0	0.0	0.0	0.0	0.0	1.0	0.0	1.0	0.0	0.0

AT NOTRE DAME

Graduate Season (2025-26)

- Registered not only his first minutes in an Irish uniform but also at the Division I level. Earned 1 assist vs. Detroit Mercy.

AT MADONNA

Senior Season (2024-25)

- Played in 31 games, averaging 28.3 minutes
- Averaged 14.5 points on 57.3 percent shooting from the floor
- Was 17-53 from beyond the arc, good for 32.1 percent
- Converted 67.5 percent from the free-throw line
- Reeled in 4.5 rebounds per game
- Dished out 2.8 assists per game

CAREER STATS

	Minutes				Totals			3-Point			Free-Throws			Rebounds				PF	FO	AST	AST/FO	T/O	BLK	STL	PTS	AVG
	GP	GS	MIN	AVG	FG	FBA	PCT	FG	FBA	PCT	FT	FTA	PCT	OFF	DEF	TOT	AVG									
2020-21	9	1	13.0	11.1	8	15	.533	0	0	.000	10	19	.525	7	21	28	3.1	9	0	1	0.1	4	5	2	26	2.9
2021-22	32	5	48.6	16.2	66	131	1.1	5	.200	38	19	.643	21	68	93	3.0	3.3	1	22	0.1	16	11	12	1/1	3.3	
2022-23	33	1	52.7	15.4	52	122	.517	4	15	.267	31	59	.534	40	59	99	3.0	71	0	33	0.9	22	11	11	159	4.8
2023-24	34	31	10.10	30.6	140	303	.462	21	74	.284	122	161	.764	40	113	153	5.4	92	3	67	2.0	51	23	23	121	12.1
2024-25	31	381	8.81	28.3	160	279	1.1	17	53	.321	114	161	.714	41	92	133	4.3	81	21	65	2.8	48	21	13	461	14.9
Total	139	71	3011	21.7	436	824	.529	43	147	.293	315	480	.656	150	382	542	3.9	312	6	206	1.5	143	77	63	1230	8.8

MACLELLAN, Matthew

SEASON	TEAM	GP	GS	MIN	AVG	Field Goals		3-Point		F-Throws		Rebounds				Scoring	
						FG-FGA	FG%	3FG-3FGA	3FG%	FT-FTA	FT%	OFF	DEF	TOT	AVG	PF-FO	A TO
2025-26	ND	1-0		3/3.1		0-0	.000	0-0	.000	0-0	.000	0	0	0	0.0	1-0	1
TOTAL		1-0		3/3.1		0-0	.000	0-0	.000	0-0	.000	0	0	0	0.0	1-0	1

2025-26 FIGHTING IRISH ROSTER



#0 Brady Stevens
So. // G // 6-4
Boston, MA | Wellesley



#2 Logan Imes
Jr. // G // 6-4
Zionsville, IN | Zionsville



#3 Markus Burton
Jr. // G // 6-0
Mishawaka, IN | Penn



#5 Cole Certa
So. // G // 6-5
Le Roy, IL | IMG Academy



#6 Brady Koehler
Fr. // F // 6-10
Fishers, IN | Cathedral High



#7 Ryder Frost
Fr. // F // 6-7
Beverly, MA | Phillips Exeter Academy



#10 Jalen Haralson
Fr. // G // 6-7
Anderson, IN | La Lumiere



#11 Braeden Shrewsbury
Jr. // G // 6-4
Granger, IN | State College Area



#12 Garrett Sundra
So. // F // 6-11
Ashburn, VA | Paul VI Catholic



#13 Sir Mohammed
So. // G // 6-6
Charlotte, NC | Myers Park



#14 Kebba Njie
Sr. // F // 6-10
Centerville, OH | La Lumiere / Penn St



#15 Tommy Ahneman
Fr. // C // 6-11
Fargo, ND | Cretin-Derham Hall



#22 Luke Devine
Fr. // F // 6-7
Moraga, CA | Campolindo



#24 Mark Zackery IV
Fr. // G // 5-11
Indianapolis, IN | Ben Davis




#33 Carson Towt
Gr. // F // 6-8
Gilbert, AZ | Gilbert High/Northern Arizona



#34 Matthew MacLellan
Gr. // F // 6-9
Canton, MI | Plymouth High/Madonna



Micah Shrewsbury
Glenn & Stacey Murphy Head Coach
3rd Season at ND



Kyle Getter
Associate Head Coach
3rd Season at ND



Mike Farrelly
Assistant Coach
3rd Season at ND



Ryan Owen
Assistant Coach
3rd Season at ND



Tre Whitted
Assistant Coach
3rd Season at ND



Grady Eifert
Assistant Coach
3rd Season at ND



Bo Waggoner
Director of Ops
1st Season at ND



Pat Garrity
General Manager
1st Season at ND