

2025-2026

Evansville

MEN'S
BASKETBALL

FIVE NATIONAL CHAMPIONSHIPS | FIVE NCAA D-1 TOURNAMENTS | 2015 CIT CHAMPIONS

2025-26 PURPLE ACES MEN'S BASKETBALL GAME NOTES

Game
11Evansville (4-6, 0-0 MVC) at
Notre Dame (8-3, 0-0 ACC)

December 13, 2025 | Purcell Pavilion | South Bend, Ind.



Evansville Purple Aces



STAT SHEET

70.1	Points Per Game	76.9
33.6	Rebounds Per Game	37.2
42.9%	Shooting Percentage	47.8%
69.8%	Free Throw Percentage	70.3%
14.2	Assists Per Game	13.6
5.7	Steals Per Game	4.6

Notre Dame



Evansville Coaching Info

Head Coach: David Ragland
Record at UE: 37-72 (4th Season)
Career Record: Same

UND Coaching Info

Head Coach: Micah Shrewsberry
Record at UND: 36-41 (3rd Season)
Career Record: 73-72 (5th Season)

Follow the game

Purcell Pavilion
South Bend, Ind.

1PM CST



ACC Network



www.GoPurpleAces.com

What you need to know...

Saturday marks the 48th anniversary of the plane crash that took the lives of 29 including 14 members of the UE men's basketball team

Connor Turnbull was named the MVC Player of the Week on Monday; he averaged 20 points, 9 rebounds, and 7 blocks per game in the last two games

Turnbull set the UE single game record with nine blocked shots at WKU; it was the most by an MVC player since January of 2013

Probable Starters (based on exhibition game)




#1 Porter
PPG 8.8
RPG 3.3
Assists 16
Steals 8
Minutes 24.5



#6 Moeller
PPG 7.4
RPG 2.7
Assists 40
Steals 6
Minutes 30.0



#11 Hughes
PPG 9.5
RPG 5.5
Assists 10
Steals 3
Minutes 24.7



#12 Hemenway
PPG 7.0
RPG 1.6
Assists 7
Steals 2
Minutes 21.0



#22 Turnbull
PPG 13.6
RPG 5.2
Assists 13
Steals 5
Minutes 20.6

2025-26 Schedule/Results

OCTOBER 2025

Oct. 25 Henderson State (Exh) W 90-74

NOVEMBER 2025

Nov. 4 at #1 Purdue L 51-82
Nov. 7 Calumet College of St. Joseph W 92-50
Nov. 9 Oakland City W 76-47
Nov. 12 Middle Tennessee State L 72-77
Nov. 18 UT Arlington L 76-84
Nov. 21 Oregon State % W 73-69
Nov. 22 Akron % L 59-97
Nov. 24 College of Charleston % L 59-78

DECEMBER 2025

Dec. 3 Ball State W 64-52
Dec. 6 at Western Kentucky L 79-80
Dec. 13 at Notre Dame 1PM CST
Dec. 16 Belmont* 6PM
Dec. 21 Drake* 3PM
Dec. 29 at Bradley* 7PM

JANUARY 2026

Jan. 1 at Illinois State* 2PM
Jan. 4 UNI* 3PM
Jan. 7 Murray State* 7PM
Jan. 10 at Indiana State* TBA
Jan. 13 Bradley* 7PM
Jan. 20 at UIC* 7PM
Jan. 25 Southern Illinois* 3PM
Jan. 28 at Drake* 6:30PM
Jan. 31 at UNI* 3PM

FEBRUARY 2026

Feb. 3 Indiana State* 7PM
Feb. 6 at Valparaiso* TBA
Feb. 9 Illinois State* 7PM
Feb. 12 at Southern Illinois* 7PM
Feb. 18 UIC* 7PM
Feb. 21 at Murray State* TBA
Feb. 25 at Belmont* 6:30PM
Feb. 28 Valparaiso* 7PM

MARCH 2026

March 5-8 Arch Madness Enterprise Center - St. Louis

* - MVC Game All Times Central

\$ - Arch Madness - St. Louis, Mo.

% - Paradise Jam - at US Virgin Islands

Follow the Aces



Purple Aces Radio Network

WJPS 107.1-Evansville/Boonville-Flagship
WAOV 1450/97.7/97.3-Vincennes
WRCY 1590/106.7-Mt. Vernon
WROY 1460/92.1-Carmi, Ill.
WYFX 106.7-Evansville

SID Contact: Bob Pristash | Office: 812-488-2285 | Cell: 812-266-5288 | rp113@evansville.edu



2025-26 Evansville Men's Basketball

2025-26 Roster



0 Bryce Quinet
Guard
6-3/FR
Scottsdale, Ariz.



1 Keishon Porter
Guard
6-5/5th Year
Pinetops, N.C.



2 James Dyson-Merwe
Forward
6-11/FR
Sydney, Australia




5 Marlon Barnes Jr.
Forward
6-6/r-SO
Cleveland, Ohio




6 Leif Moeller
Guard
6-7/FR
Germany



9 Kaia Berridge
Guard
6-4/SO
New Zealand




11 Joshua Hughes
Forward
6-10/JR
Brisbane, Queensland,
Australia




12 Alex Hemenway
Guard
6-4/6th Year
Newburgh, Ind.



13 Leo Amari IV
Guard
6-2/JR
Sherman Oaks,
Calif.




22 Connor Turnbull
Forward
6-10/SR
St. Paul, Mo.



23 AJ Casey
Forward
6-9/SR
Chicago, Ill.



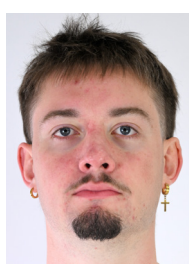
32 Dakota Candler
Forward
6-5/JR
Vincennes, Ind.



33 Aaron Gutman
Guard
6-7/FR
Walton, Ky.



40 Weston Aigner
Guard
6-3/JR
Newburgh, Ind.



45 Trent Hundley
Forward
6-6/SR
Mt. Orab, Ohio

We Are...UE

There are several ways to reference the University of Evansville. Generally, the first reference should always be "University of Evansville" or "Purple Aces". Later references to our team may be "Aces" as well as just using the word "Evansville".

Our school abbreviation is "UE". Under no circumstances is it acceptable to use "EU". We are not, never have been, and never will be, the European Union.

In the spring of 2019, the entire university underwent a complete re-brand. The "UE" logo below is our primary and the "Aces" is our secondary. Both are acceptable to use at any time. If you need logo files, please email rp113@evansville.edu.

Coaching Staff



David Ragland
Head Coach




Joel Zimba
Executive Deputy
AD/GM



Craig Snow
Associate
Head Coach



George Swanson
Assistant Coach



Peter Funk
Assistant Coach/
Recruiting
Coordinator



D.J. Balentine
Assistant Coach



Sammy Dowd
Assistant Coach/
Director of Player
Development



Gage Bobe
Graduate
Assistant



2025-26 Evansville Men's Basketball

2025-26 University of Evansville Men's Basketball Roster

#	Name	Pos.	Hgt.	Class	Hometown/Previous School
0	Bryce Quinet	G	6-3	FR	Scottsdale, Ariz./Notre Dame Prep
1	Keishon Porter	G	6-5	5th	Pinetops, N.C./NC Central
2	James Dyson-Merwe	F	6-11	FR	Sydney, New South Wales, Australia/Centre for Excellence
5	Marlon Barnes Jr.	F	6-6	r-SO	Cleveland, Ohio/Pittsburgh
6	Leif Moeller	G	6-7	FR	Germany/Rist Wedel
9	Kaia Berridge	G	6-4	SO	New Zealand/Archbishop Riordan (Calif.)
11	Joshua Hughes	F	6-10	JR	Australia/Basketball Australia Centre of Excellence
12	Alex Hemenway	G	6-4	6th	Newburgh, Ind./Clemson/Vanderbilt
13	Leo Amari IV	G	6-2	JR	Sherman Oaks, Calif./Northern Illinois
22	Connor Turnbull	F	6-10	SR	St. Paul, Mo./Butler
23	AJ Casey	F	6-9	SR	Chicago, Ill./Miami/Saint Louis
32	Dakota Candler	F	6-5	JR	Vincennes, Ind./South Knox HS
33	Aaron Gutman	G	6-7	FR	Walton, Ky./Walton-Verona HS
40	Weston Aigner	G	6-3	JR	Newburgh, Ind./Castle HS
45	Trent Hundley	F	6-6	SR	Mt. Orab, Ohio/Rio Grande

Coaching Staff

Head Coach: David Ragland (3rd Season)
Executive Deputy AD/General Manager: Joel Zimba
Associate Head Coach: Craig Snow
Assistant Coach: George Swanson
Assistant Coach/Recruiting Coordinator: Peter Funk
Assistant Coach: D.J. Balentine
Assistant Coach/Director of Player Development: Sammy Dowd
Graduate Assistant: Gage Bobe

Pronunciation Guide

Weston Aigner	I-g-ner
Kaia Berridge	k-EYE-uh BEAR-ridge
James Dyson-Merwe	mer-VUH
Leif Moeller	LAY-f moller
Keishon Porter	KEY-shawn



#FOR THE *Aces*



2025-26 Evansville Men's Basketball

Follow the Aces



You can find the Purple Aces on Facebook and Twitter. The Aces hoops team is on Twitter @UEAthletics_MBB. You can also follow all of the University of Evansville athletics teams on Twitter @UEAthletics and on Facebook at University of Evansville Athletic Department.

GoPurpleAces.com is the official home of University of Evansville athletics. GoPurpleAces has the most info on Evansville Athletics and provides daily updates on all UE sports. It is also the one place to find live streaming and audio from several Aces athletics contests.



Live Stats

Live stat links are available on the men's basketball schedule page on GoPurpleAces.com.

2025-26 Media Policy

University of Evansville Associate Athletics Director for Media Relations Bob Pristash is the primary media contact for Aces Men's Basketball and all interview and media requests must be directed to his attention. He can be reached via email at rp113@evansville.edu or at 812-266-5288.

Head coach David Ragland and requested players will be available at allotted times in the mornings during the season. All requests must be made within 24 hours of the interview time. No exceptions. All scheduled interviews will take place in the practice facility or Ford Center, depending on practice location. Please see the schedule in game notes for a full schedule of that week.

Please contact Bob Pristash on the day of your scheduled interview to confirm location. With schedules at the Ford Center possibly changing last minute, we want to make sure you end up at the correct place. There will also be no availability on game day prior to the contest and on scheduled off days.

All photographers must notify Pristash in advance in order to attend practice. Coach Ragland and selected players will be available following each home game in the media room of the Ford Center following a ten-minute cooling off period.

Quotes from road games will be included in the post-game release.

The Opening Tip

- Set for its final road non-conference game of the season, the University of Evansville men's basketball team travels to Notre Dame for a 1 p.m. CST game on Saturday inside Purcell Pavilion
- The ACC Network and Purple Aces Radio Network will have the broadcast

December 13, 1977

- Saturday marks the 48th anniversary of the plane crash that took the lives of 29 people including members of the Purple Aces men's basketball team, coaching staff, support staff, boosters, and flight crew

Last Time Out

- Evansville battled to the final whistle before coming up just one point short in an 80-79 setback at Western Kentucky on Saturday
- Trailing by as many as 16 in the second half, UE had a chance to tie in its final possession
- Connor Turnbull set the single game UE mark with nine blocks on top of 19 points and eight rebounds
- Leif Moeller led the way with a career-high 21 points while Alex Hemenway scored 14

Record-Breaking Performance

- Connor Turnbull set the UE program record with nine blocked shots at WKU
- His total broke the previous Aces mark of eight, which happened on three occasions, and was the most by an MVC player since Ehimen Orukpe of Wichita State had nine against Southern Illinois on Jan. 9, 2013
- Turnbull added 19 points and 8 boards
- On Monday, he was named the MVC Player of the Week after posting 20 points, 9 boards, and 7 blocks against WKU and BSU
- In the win over Ball State, he posted season highs in points (21) and boards (5) on the way to his second collegiate double-double
- With 17 blocks in his last three games, Turnbull paces the MVC and is 7th in the nation with 2.89 per game; his total of 26 blocks is 9th in the NCAA
- Turnbull has at least one block in eight of his nine games this season
- In the game versus UT Arlington, Turnbull had 20 points on 9-of-15 shooting
- His field goal percentage of 53.8% is 10th in the MVC while his 13.56 PPG is 10th

Triple Play

- Entering the second half of Saturday's game at WKU, Leif Moeller had two points and was shooting just 21.2% (7-for-33) from long range for the season
- Out of the break, Moeller hit his first five outside attempts on his way to a career-high 21 points with 19 coming in the final half
- It passed his previous high of 14 points, which came in the win over Oregon State
- Moeller averaged 4.5 PPG over his first four games but has turned it on over the last six contests, averaging 9.33 PPG
- He is tied for 3rd in the conference with 4.0 assists per contest; he finished with eight helpers versus Calumet and OCU
- Moeller ranks 8th in the MVC with 29.97 minutes per game and is 12th in assist-to-turnover ratio at 1.54
- He put together a stellar all-around effort versus Oakland City totaling 8 assists, 8 boards, and 7 points

Looking Back

- Saturday marks the first meeting between UE and Notre Dame since Nov. 10, 2012 when the Fighting Irish took a 58-49 victory
- Evansville's second-leading career scorer Colt Ryan led UE with 15 points while the top scorer in program history - D.J. Balentine - made his collegiate debut and scored nine points in 17 minutes of work

First in Double Digits

- AJ Casey grabbed double digit rebounds for the first time in his career against Ball State finishing the contest with 11
- He added nine points as he was one shy his first collegiate double-double
- Following six boards at WKU, Casey is tied for 8th in the MVC with 6.00 boards/game and is 4th in offensive caroms (2.60/gm)
- Casey has enjoyed a nice start to his UE career as he has reached double figures in five out of nine games including a career-best 14 points at #1 Purdue
- Against the Boilermakers, Casey set highs in points (14), FG (6), and attempts (13)
- Casey scored 10 points vs. OCU, 12 against MTSU and 13 at the Paradise Jam contest versus Akron
- Entering this season, Casey's top scoring output was eight points, which came on two occasions

On a Roll

- Evansville's leading scorer at the Paradise Jam was Keishon Porter who finished UE's three games with 11.3 PPG
- His top effort in the Virgin Islands was a 14-point game against Charleston
- Porter set his season mark with 18 points in the home contest versus UT Arlington
- Following a tough start to the season where he averaged 3.33 PPG in the first three games, Porter has turned things around averaging 11.1 PPG in the last seven
- After hitting just four of his 19 shot attempts to start the year, Porter has converted 26 of his last 57 attempts
- In the last seven games, Porter is averaging 1.9 assists with his career-high of five coming at WKU

Hitting from Outside

- Alex Hemenway has reached double figures in two of the last three games including 13 against Charleston and 14 at WKU
- He is averaging 11.0 PPG and has converted 7 out of 18 3-point tries over that time
- In the five games prior to his current streak, Hemenway went just 2-for-19 from outside
- Hemenway set his career mark with 21 points against Calumet while going a perfect 5-of-5 from outside

Continuing to Evolve

- Bryce Quinet averaged 9.3 PPG at the Paradise Jam and has scored in double figures in four of the last eight games
- Quinet set his scoring high in the victory over Oregon State finishing with 15 points while tying his mark with 4 caroms
- He finished with 14 points versus UT Arlington while scoring 13 against Oakland City and Akron
- Highlighted by three steals on three occasions, Quinet is tied for 12th in the MVC with 1.30 per game
- Quinet has 9 assists versus just three turnovers in his last four games
- Over the first four games, his point tally rose each time out from four points at Purdue, 7 versus Calumet, 13 against Oakland City and his top tally of 14 vs. Middle Tennessee State



2025-26 Evansville Men's Basketball

Quick Facts

General Information

Name	University of Evansville
Founded	1854
Location	Evansville, Ind.
Enrollment	2,822
Nickname	Purple Aces
Colors	Purple, White and Orange
National Affiliation	NCAA Division I
Conference	Missouri Valley Conference
Home Floor/Capacity	Ford Center/8,930
President	Christopher M. Pietruszkiewicz
Director of Athletics	Dr. Kenneth "Ziggy" Siegfried
Athletic Ticket Office	812-488-ACES

Coaching Staff

Head Coach	David Ragland (USI, '03)
Record at Evansville	37-72 - 4th season
Overall Record	Same
Executive Deputy AD/General Manager	Joel Zimba
Associate Head Coach	Craig Snow (Evansville, '01)
Assistant Coach	George Swanson (Eastern Washington, '06)
Assistant Coach/Recruiting Coordinator	Peter Funk (Valparaiso, '19)
Assistant Coach	D.J. Balentine (Evansville, '16)
Assistant Coach/Dir. Player Development	Sammy Dowd (Idaho State, '19)
Graduate Assistant	Gage Bobe (Evansville, '24)
Strength and Conditioning Coach	Kai Bates-Diop
Athletic Trainer	Hung Chien "Duke" Wu

Team Information

2024-25 Overall Record	11-21
2024-25 Missouri Valley Record/Finish	8-12 (9th)
Starters Returning/Lost	2/3
Letterwinners Returning/Lost	6/10
Newcomers	9

History

First Year of Basketball	1919-20
Overall Record	1,449-1,226 (.542), 105th Season
NCAA College Division National Champions	1959, 60, 64, 65, 71
Missouri Valley Record	215-346 (.378), 29th season
Ford Center Record	139-88 (.612), 14th season
Last Postseason	1-1 in 2024 CBI
W 64-63 vs. Quinnipiac, L 57-71 vs. Seattle	
NCAA Tournament Appearances	5 (1982, 1989, 1992, 1993, 1999)
Last NCAA Appearance	L, 95-74 vs. Kansas (1999 First Round)
NIT Appearances	2 (1988, 1994)
Last NIT Appearance	L, 76-63 vs. Tulane (1994 First Round)
CIT Appearances	2 (2013)
Last CIT Appearance	L, 58-81 at East Carolina (2013 Semifinals)
CBI Appearances	2 (2024)
Last CBI Appearance	L, 57-71 vs. Seattle (2024 Second Round)

Media Relations

Associate AD for Media Relations (MBB contact)	Bob Pristash
Office	(812) 488-2285
Cell	(812) 266-5288
E-Mail	rp113@evansville.edu
Sports Information Fax	(812) 488-2199
Mailing Address	1800 Lincoln Avenue
	Evansville, IN 47722
Official Athletics Website	www.GoPurpleAces.com

Another Double-Double

- Two of Josh Hughes' three career double-doubles have come in the first six games of the 2025-26 campaign

- After opening the season with 115 points and 11 boards at #1 Purdue, Hughes recorded 16 points and a career-best 12 boards in the win over Oregon State

- Hughes is second on the team with 5.6 rebounds and 9.5 points per game and has reached double figures in six out of ten contests

- He is tied for 5th in the MVC with 2.50 offensive boards per game and is 16th with 5.50 total rebounds per game

- After averaging 13.2 PPG in the first six games, Hughes has posted 4.0 PPG in the last four outings

- His double-double versus the Boilermakers was Evansville's first against a ranked opponent since Egidijus Mockevicius had 16 points and 12 caroms against Wichita State on Jan. 31, 2016

- As a sophomore last season, Hughes played in all 32 games while averaging 7.2 points, 5.2 rebounds, and 29.7 minutes

Clutch Triples

- For the fourth time this season, Trent Hundley recorded nine points while helping the Aces to a home win over Ball State

- Hundley knocked down three triples that proved to be pivotal in the victory

- He posted nine points off the bench at Purdue while reaching the mark in each of UE's first three games

- Evansville is 3-1 in those contests

- Hundley is shooting 38.7% from outside and 42.1% from the field

Season Opener

- UE's game at #1 Purdue on Nov. 4 tipped off the 107th season of Aces basketball

- In 107 season openers, the Aces are 69-38

- This year marked the fifth time in six years that UE has opened the season on the road

- The last road win in a season opener came in 2022 when the Aces finished with a 78-74 win at Miami Ohio

Facing #1

- The season opener at #1 Purdue marked the fifth time in program history that the Aces face the top ranked team in the nation

- Evansville's match-ups against top-ranked teams include:

11/4/25 at #1 Purdue	L 51-82
11/12/19 at #1 Kentucky	W 67-64
12/18/08 at #1 UNC	L 73-91
2/26/80 at #1 DePaul	L 94-105

Exhibition Recap

- In its preseason tune-up, the Aces took on Henderson State on Oct. 25 earning a 90-74 victory at the Ford Center

- Josh Hughes and Keishon Porter tied for the game high with 22 points apiece

- Hughes was a perfect 10-for-10 from the line and dished out five assists

- Porter converted 10 of his 18 attempts and posted nine caroms

- Freshman Leif Moeller scored 21 points while AJ Casey added 16 points and 11 boards

- After the Reddies made it a 74-70 contest with just over seven minutes remaining, UE finished the game on a 16-4 run

Looking at the Numbers

- With just six returners from last season, the Purple Aces look to replace a great deal of production from 2024-25

- A breakdown of what is returning:

Points	589/2,113	27.9%
Rebounds	345/1,054	32.7%
Assists	82/403	20.3%
Blocks	98/140	70.0%
Steals	54/192	28.1%
Minutes	2107/6400	32.9%

Scoring Numbers

- Since the start of 2018-19, the Aces are 9-67 when scoring 60 points or less

- There have been 34 instances since the beginning of the 2022-23 campaign where UE has scored 60 or fewer points with the team going 4-30 (victories were a 54-53 win over Robert Morris on 11/26/22, two wins over Illinois State and the 12/29/24 win over Missouri State)

- Since the start of the 2013-14 campaign, UE is 111-46 when scoring 70 or more but 56-180 when finishing under that mark

- Coach Ragland is 27-14 when his teams have scored 70+ but 10-58 when finishing with under that mark

2024-25 NOTES

MVC Awards

- Evansville was well-represented when the league released its postseason awards

- Connor Turnbull - Defensive Player of the Year and All-Defensive Team

- Tayshawn Comer - All-MVC 2nd Team and All-Newcomer Team

- Gabriel Pozzato - All-Freshman Team

MVC Win Tally

- With the road win at Indiana State, Evansville earned its 8th MVC win of the season

- It was the first time UE has won eight league games since 2015-16 when the Aces went 12-6 in the Valley

River City

- In a drastic change from its normal colors, the Aces River City uniforms were worn on Feb. 16 against Valpo; they sport the colors of the City of Evansville's flag - dark blue, light blue, and gold

- The circular emblem around the jersey number is an alteration of the city flag representing the Four Freedoms monument and the Ohio River, Wabash and Erie Canals, and Pigeon Creek

MVC Defensive Player of the Year

- Connor Turnbull joined Egidijus Mockevicius as the only two players in program history to earn MVC Defensive MVP honors to wrap up last season

- Turnbull garnered the honor along with a spot on the league's All-Defensive Team

- Averaging 1.91 blocks per game, Turnbull paced the MVC while ranking 27th nationally

- Turnbull connected on 12 of his 15 shot attempts on his way to a new career mark of 27 points against Valpo on Feb. 16

- It was the second 20-point game of his career and surpassed his previous mark of 20, which came on Feb. 8 versus Bradley

- He posted 13+ points in seven of the final eight games to wrap up the year



2025-26 Evansville Men's Basketball

The Opponent



- Notre Dame enters Saturday's game with a record of 8-3 and is a perfect 6-0 inside Purcell Pavilion
- The Fighting Irish have won three in a row including home victories over Missouri (76-71) and Idaho (80-65) along with an 87-85 overtime road win at TCU
- Markus Burton, who leads UND with 18.5 PPG, is out due to an

injury that was announced earlier in the week

- Jalen Haralson has averaged 14.5 points per game and is coming off a 20-point outing in Wednesday's victory against Idaho

- Braeden Shrewsberry also averages double figures and enters the game at 10.8 PPG

The Series

Evansville vs. Notre Dame

All-Time	UND leads 6-4
in Evansville	UE leads 4-1
in South Bend	UND leads 5-0
Neutral	N/A

Last five meetings

Date	W/L	Location	Score
11/10/12	L	South Bend, Ind.	49-58
12/6/92	L	South Bend, Ind.	70-76
3/9/92	W	Evansville, Ind.	74-56
12/10/66	W	Evansville, Ind.	105-99
12/12/64	W	Evansville, Ind.	89-75

Last Meeting

Official Basketball Box Score
University of Evans vs Notre Dame
11-10-12 2 p.m. at Notre Dame, Ind. (Purcell Pavilion)

VISITORS: University of Evans 0-1														
#	Player Name	TOT-FG		3-PT		REBOUNDS		PF	TP	A	TO	BLK	S	MIN
		FG	FGA	FG	FGA	FT	FTA							
00	SAWVELL, Ryan.....	f	5-10	0-1	0-1	2	9	11	4	10	0	0	0	27
05	TAYLOR, Troy.....	g	1-4	0-0	0-0	2	4	6	4	2	2	2	0	22
11	RYAN, Colt.....	g	6-14	0-3	3-3	0	2	2	4	15	3	2	0	27
13	JAHN, Jordan.....	g	0-6	0-5	0-0	1	1	2	3	0	1	1	0	20
22	COX, Ned.....	g	1-7	1-3	2-2	0	3	3	0	5	3	0	0	37
01	NELSON, Jordan.....	g	1-4	0-0	0-0	0	1	1	0	3	1	0	0	15
04	JONES, Lewis.....	g	1-6	0-0	1-1	0	2	2	3	3	0	1	0	22
10	MOORE, Jaylon.....	g	1-1	0-0	0-0	0	3	3	0	2	0	0	1	8
31	BALENTINE, DJ.....	g	3-8	3-5	0-0	2	1	3	0	9	2	0	0	17
55	HOCKEYCIUS, Egidijus	g	0-1	0-0	0-0	0	0	0	4	0	0	1	0	5
TEAM.....						1	1			1				
Totals.....		19	61	5	21	6	7	27	34	22	49	12	8	200
TOTAL FG% 1st Half: 8-26 30.8% 2nd Half: 11-35 31.4% Game: 31.1% DEADB														
3-Pt. FG% 1st Half: 2-10 20.0% 2nd Half: 3-11 27.3% Game: 23.8% REBS														
F Throw % 1st Half: 3-3 100 % 2nd Half: 3-4 75.0% Game: 85.7% 0														

HOME TEAM: Notre Dame 1-0														
#	Player Name	TOT-FG		3-PT		REBOUNDS		PF	TP	A	TO	BLK	S	MIN
		FG	FGA	FG	FGA	FT	FTA							
45	COOLEY, Jack.....	f	5-7	1-1	8-14	3	8	11	3	19	1	2	6	28
00	ATKINS, Eric.....	g	2-6	0-1	3-8	1	3	4	2	7	4	1	0	37
14	MARTIN, Scott.....	g	1-6	0-1	4-4	2	15	17	2	6	3	2	0	37
22	GRANT, Jerian.....	g	5-10	1-3	0-0	0	2	2	1	11	0	3	0	37
24	CONNAUGHTON, Pat....	g	2-8	1-6	0-0	1	4	5	2	5	3	1	1	30
01	BIEDSCHEID, Cameron.	g	3-7	1-5	0-0	0	2	2	1	7	2	0	0	16
11	SHERMAN, Garrick....	g	0-1	0-0	3-4	1	2	3	0	3	1	4	2	15
TEAM.....														
Totals.....		18	45	4	17	18	30	44	11	58	14	13	9	200
TOTAL FG% 1st Half: 10-22 45.5% 2nd Half: 8-23 34.8% Game: 40.0% DEADB														
3-Pt. FG% 1st Half: 3-9 33.3% 2nd Half: 1-8 12.5% Game: 23.5% REBS														
F Throw % 1st Half: 5-8 62.5% 2nd Half: 13-22 59.1% Game: 60.0% 4														

Officials: Alan Spainhour, Bob Testa, Earl Walton
Technical Fouls: University of Evansv-None, Notre Dame-None.
Attendance: 8224
Score by Periods: 1st 2nd Total
University of Evansv..... 21 28 - 49
Notre Dame..... 28 30 - 58



2025-26 Evansville Men's Basketball

UE Stat Rankings (12/10/25)

TEAM STATS

CATEGORY	NCAA Rank	MVC Rank	Actual
Scoring Offense	311	11	70.1
Scoring Defense	143	8	71.6
Scoring Margin	266	11	-1.5
Free Throw Pct.	241	6	69.8
Field Goal Pct.	289	10	42.9
Field Goal Pct. Defense	156	9	42.9
3-Point FG Pct.	303	9	30.1
3-Point FG Pct. Defense	282	10	35.0
Rebounding Margin	285	9	-1.4
Blocked Shots	121	4	3.9
Assists	197	8	14.2
Steals	295	10	5.7
Turnover Margin	186	8	0.5
Assist/Turnover Ratio	225	10	1.12
Offensive Rebounds	263	7	10.30
Defensive Rebounds	297	9	23.30

INDIVIDUAL STATS (MVC Rankings)

Scoring

Connor Turnbull	10	13.56/game
-----------------	----	------------

Rebounding

AJ Casey	8	6.00/game
Josh Hughes	16	5.50
Connor Turnbull	19	5.22

Field Goal Percentage

Connor Turnbull	10	.538
-----------------	----	------

Assists

Leif Moeller	T-3	4.00/game
--------------	-----	-----------

Free Throw Percentage

AJ Casey	10	.771
----------	----	------

Steals

Bryce Quinet	T-12	1.30/game
AJ Casey	T-12	1.30

3-Point FG Percentage

Alex Hemenway	20	.326
---------------	----	------

Blocked Shots

Connor Turnbull	1	2.89/game
-----------------	---	-----------

Assist/Turnover Ratio

Leif Moeller	12	1.54
--------------	----	------

Offensive Rebounds

AJ Casey	4	2.60/game
Josh Hughes	T-5	2.50

Defensive Rebounds

Connor Turnbull	6	4.33/game
-----------------	---	-----------

Minutes

Leif Moeller	8	29.97/game
--------------	---	------------

Aces vs. Ranked Opponents

Since the 1948-49 season, the University of Evansville has squared off against 75 ranked opponents, posting a 17-58 mark. Evansville defeated top-ranked Kentucky on Nov. 12, 2019.

Date	Rank	Team	H/A	Score
11/4/25	1	Purdue	A	L, 51-82
12/5/23	14 AP/13	BYU	A	L, 55-96
1/18/22	22	Loyola	H	L, 48-77
11/12/19	1	Kentucky	A	W, 67-64
12/20/17	4	Duke	A	L, 40-104
2/21/17	25	Wichita State	A	L, 83-109
11/11/16	13	Louisville	A	L, 47-78
1/31/16	22	Wichita State	H	L, 65-78
2/25/15	10	Northern Iowa	A	L, 57-68
2/22/15	13	Wichita State	A	L, 43-62
1/17/15	13	Wichita State	H	L, 41-61
1/1/15	23	Northern Iowa	H	W, 52-49
3/7/14	2	Wichita State	N	L, 58-80
2/16/14	2	Wichita State	H	L, 68-84
2/1/14	3	Wichita State	A	L, 67-81
2/16/13	23	Creighton	H	L, 68-71
1/13/13	23	Wichita State	H	W, 71-67
12/29/12	12	Creighton	A	L, 70-87
12/22/12	19	Butler	A	L, 67-75
11/10/12	22	Notre Dame	A	L, 49-58
3/3/12	24	Creighton	N	L, 71-99
2/7/12	15	Creighton	H	W, 65-57
12/6/11	6	North Carolina	A	L, 48-97
11/27/10	23	Butler	A	W, 71-68 (OT)
2/23/10	25	Northern Iowa	H	W, 55-54
11/21/09	11	Butler	H	L, 60-64
12/18/08	1	North Carolina	A	L, 73-91
2/9/08	16	Drake	A	L, 65-73
11/17/07	25	Butler	H	L, 47-60
2/24/07	13	Southern Illinois	A	L, 69-76
12/22/06	16	Butler	A	L, 65-76
3/6/04	15	Southern Illinois	N	L, 67-93
2/18/04	20	Southern Illinois	H	L, 69-84
1/17/04	24	Creighton	A	L, 53-72
12/27/03	22	Purdue	A	L, 62-82
1/23/03	10	Creighton	H	W, 74-66
1/15/03	13	Creighton	A	L, 56-93
12/3/02	25	Western Kentucky	H	W, 81-76
12/21/96	13	Indiana	N	L, 57-75
11/27/96	22	Indiana	N	L, 73-74
1/22/94	22	Xavier	H	W, 91-61
3/18/93	10	Florida State	N	L, 70-82
3/13/93	22	Xavier	N	W, 80-69
12/18/90	21	Michigan State	A	L, 76-81
2/15/90	22	Xavier	A	L, 52-71
1/18/90	20	Xavier	H	W, 59-51
12/20/89	25	Michigan State	H	L, 66-80
3/19/89	11	Seton Hall	N	L, 73-87
1/21/87	6	DePaul	H	L, 68-78
2/28/84	5	DePaul	A	L, 65-96
12/19/83	7	Purdue	H	W, 80-65
2/10/82	3	DePaul	A	L, 58-59
2/9/81	3	DePaul	H	L, 53-61
12/15/80	3	UCLA	A	L, 62-69
2/26/80	1	DePaul	A	L, 94-105
12/10/77	11	Indiana State	A	L, 76-102
12/19/73	10	Long Beach State	H	L, 67-75
12/27/69	13	Jacksonville	H	L, 70-100
12/20/69	12	Purdue	H	W, 80-78
12/10/69	17	Colorado	A	L, 66-97
12/28/68	14	New Mexico State	H	L, 75-86
12/21/61	8	Purdue	H	L, 77-83
12/7/60	6	Utah	A	L, 77-132
12/1/59	-	Iowa	H	L, 84-86
12/21/57	13	UCLA	H	W, 83-76
1/1/54	-	Maryland	N	L, 58-66
2/14/53	-	Washington (Mo.)	A	L, 71-79
12/3/52	-	Murray State	H	L, 79-80
12/17/51	19	Eastern Kentucky	A	L, 66-86
2/6/51	-	Murray State	A	L, 61-70
12/9/50	-	Dayton	N	W, 60-54
2/15/50	-	Louisville	N	W, 79-61
1/18/50	-	Western Kentucky	N	L, 69-73
12/10/49	-	Bowling Green	N	W, 73-71
2/8/49	-	Western Kentucky	A	L, 47-71



2025-26 Evansville Men's Basketball

2025-26 Starting Lineups

Henderson St (Exh)	Moeller	Hemenway	Porter	Casey	Hughes
at Purdue	Moeller	Hemenway	Porter	Casey	Hughes
vs. Calumet	Moeller	Hemenway	Porter	Hughes	Turnbull
vs. Oakland City	Moeller	Hemenway	Porter	Hughes	Turnbull
vs. MTSU	Moeller	Hemenway	Casey	Hughes	Turnbull
vs. UT Arlington	Moeller	Hemenway	Casey	Hughes	Turnbull
vs. Oregon State	Moeller	Hemenway	Porter	Hughes	Turnbull
vs. Akron	Moeller	Hemenway	Porter	Hughes	Turnbull
vs. Charleston	Moeller	Hemenway	Porter	Hughes	Turnbull
at Western Ky.	Moeller	Hemenway	Porter	Hughes	Turnbull

Number of games with...

Double Figure Points	Career	25-26	24-25	23-24	22-23
Keishon Porter	35	4	19	12	-
Trent Hundley	31	-	-	20	11
Joshua Hughes	27	6	13	8	-
Connor Turnbull	20	7	12	1	-
Alex Hemenway	15	3	-	-	5
AJ Casey	4	4	-	-	-
Bryce Quinet	4	4	-	-	-
Leif Moeller	2	2	-	-	-

20+ Points Scored	Career	25-26	24-25	23-24	22-23
Trent Hundley	12	-	-	11	1
Keishon Porter	8	-	5	3	-
Connor Turnbull	4	2	2	-	-
Joshua Hughes	2	-	2	-	-
Alex Hemenway	1	1	-	-	-
Leif Moeller	1	1	-	-	-

30+ Points Scored	Career	25-26	24-25	23-24	22-23
Trent Hundley	2	-	-	2	-
Keishon Porter	1	-	-	1	-

40+ Points Scored	Career	25-26	24-25	23-24	22-23
N/A					

10+ Rebounds	Career	25-26	24-25	23-24	22-23
Josh Hughes	3	2	1	-	-
Connor Turnbull	3	1	2	-	-
Trent Hundley	1	-	-	1	-
Keishon Porter	1	-	1	-	-
AJ Casey	1	1	-	-	-

Double-Doubles	Career	25-26	24-25	23-24	22-23
Josh Hughes	3	2	1	-	-
Connor Turnbull	2	1	1	-	-
Trent Hundley	1	-	-	1	-
Keishon Porter	1	-	-	-	-

Tracking the Aces

Opponent	Largest Lead	Largest Deficit	Lead Changes
at Purdue	4	38	1
vs. Calumet	42	4	3
vs. Oakland City	30	1	2
vs. MTSU	2	22	6
vs. UT Arlington	7	15	14
vs. Oregon State	11	6	4
vs. Akron	4	38	2
vs. Charleston	2	22	1
vs. Ball State	12	5	10
at Western Ky.	10	16	1



2025-26 Evansville Men's Basketball

Home Court Advantage

In 55 seasons at Roberts Stadium, the Aces amassed an amazing .723 winning percentage, capturing 604 games. Below is a rundown of the Aces home history at Roberts Stadium and the Ford Center.

Year	W-L	Win %	Attend.	Avg.
Roberts Stadium				
1956-57	13-2	.867	34,172	2,278
1957-58	17-2	.895	120,902	6,363
*1958-59	17-2	.895	136,841	7,202
*1959-60	19-1	.950	168,361	8,418
1960-61	8-6	.572	91,525	6,538
1961-62	9-7	.563	113,901	7,119
1962-63	12-3	.800	124,636	8,309
*1963-64	17-2	.895	185,112	9,743
*1964-65	17-0	1.000	185,310	10,901
1965-66	11-3	.768	129,604	9,257
1966-67	4-11	.267	109,628	7,309
1967-68	14-2	.875	112,700	7,044
1968-69	8-7	.533	87,772	5,852
1969-70	10-4	.714	104,219	7,444
*1970-71	16-4	.800	134,867	6,743
1971-72	15-2	.882	122,749	7,221
1972-73	9-5	.643	68,773	4,585
1973-74	14-3	.824	109,074	7,271
1974-75	8-5	.615	63,066	4,505
1975-76	13-3	.813	82,107	5,132
1976-77	9-5	.643	64,063	5,339
1977-78	1-1	.500	13,086	6,543
1978-79	5-9	.357	112,214	8,015
1979-80	12-4	.750	123,760	7,735
1980-81	13-2	.867	126,726	8,448
1981-82	12-1	.923	130,099	10,008
1982-83	10-8	.556	152,243	8,458
1983-84	11-6	.647	135,572	7,975
1984-85	10-5	.667	93,675	6,245
1985-86	7-7	.500	91,224	6,516
1986-87	12-2	.857	110,923	7,923
1987-88	15-1	.938	145,959	9,122
1988-89	15-0	1.000	139,201	9,280
1989-90	11-5	.688	154,362	9,648
1990-91	9-6	.600	161,757	10,784
1991-92	15-1	.938	163,168	10,198
1992-93	11-2	.846	152,616	11,740
1993-94	13-4	.765	173,904	10,230
1994-95	12-2	.857	146,843	10,489
1995-96	9-5	.643	146,400	10,457
1996-97	12-4	.750	133,561	8,348
1997-98	10-5	.667	122,655	8,177
1998-99	10-3	.769	111,625	8,587
1999-00	12-3	.800	125,061	8,337
2000-01	10-4	.714	100,070	7,148
2001-02	6-8	.429	81,503	5,822
2002-03	9-5	.643	93,398	6,671
2003-04	4-8	.333	79,421	6,618
2004-05	10-5	.667	94,777	6,318
2005-06	7-7	.500	84,351	6,025
2006-07	10-5	.667	82,407	5,494
2007-08	7-8	.467	82,292	5,486
2008-09	15-4	.789	111,400	5,863
2009-10	7-9	.438	77,314	4,832
2010-11	12-3	.800	77,269	5,151
55 Years	604-231	.723	6,280,218	7,521
Ford Center				
2011-12	11-7	.611	92,431	5,135
2012-13	15-3	.833	80,327	4,463
2013-14	10-7	.588	77,279	4,546
2014-15	14-5	.737	80,263	4,224
2015-16	13-3	.813	82,364	5,148
2016-17	13-4	.765	69,966	4,116
2017-18	14-3	.824	64,296	3,782
2018-19	9-7	.563	84,779	5,299
2019-20	5-10	.333	77,037	5,136
2020-21&	8-4	.667	-	-
2021-22	4-9	.308	42,487	3,268
2022-23	3-10	.231	59,159	4,551
2023-24	10-5	.667	69,111	4,607
2024-25	7-9	.438	74,088	4,631
2025-26	3-2	.600	22,720	4,544
15th Year	139-88	.612	976,307	4,541

*NCAA Championship Season & No attendance due to COVID-19

Evansville 40-Point Games

Player	Points	Class	Date/Opponent	Result
Scott Haffner	65	Sr.	2/18/89 vs. Dayton	109-93, W
Larry Humes	48	Jr.	1/2/65 at Ball State	108-92, W
Ed Smallwood	47	Sr.	2/10/60 vs. Butler	86-69, W
Larry Humes	46	Sr.	2/9/66 vs. Valparaiso	95-88, W
Larry Humes	45	Jr.	12/19/64 vs. LSU	93-73, W
Ed Smallwood	44	Jr.	12/27/58 vs. Tenn. Tech	100-73, W
Larry Humes	44	Sr.	12/18/65 vs. Purdue	97-93, W
Parrish Casebier	44	Jr.	12/12/92 vs. Ill. State	86-67, W
Dan Godfreed	43	Jr.	2/25/89 at Loyola	115-104, W
Colt Ryan	43	Jr.	2/21/12 at Creighton	92-93, L OT
DJ Balentine	43	So.	1/29/14 at UNI	81-95, L
John Harrawood	42	Sr.	2/20/57 vs. Ky Wesleyan	95-91, W 2OT
Ed Smallwood	42	Sr.	3/4/60 vs. Wabash	89-68, W \$
Buster Briley	42	So.	12/23/61 vs. LA State	94-89, W
Ed Smallwood	41	So.	3/14/58 vs. Wheaton	95-93, W \$
Ed Smallwood	41	Sr.	3/9/60 vs. American	101-91, W\$
Parrish Casebier	41	So.	3/9/92 vs. Notre Dame	74-56, W
Larry Humes	40	Sr.	1/26/66 at DePauw	95-93, W
Buster Briley	40	So.	3/8/62 vs. NC A&T	97-82, W \$

\$ - NCAA Tournament game

Mid-Major Rankings

Mid-Major Top 25 (Dec. 8, 2025)

	Team	Record	Points	Prv.	Conference
1	Gonzaga (29)	9-1	773	1	West Coast
2	Saint Mary's (1)	9-1	740	2	West Coast
3	Yale (1)	10-1	700	3	Ivy League
4	Miami	8-0	633	4	Mid-American
5	Belmont	9-1	627	5	Missouri Valley
6	Akron (1)	8-2	609	9	Mid-American
7	Santa Clara	8-2	565	7	West Coast
8	Buffalo	8-1	502	8	Mid-American
9	High Point	8-2	458	6	Big South
10	Liberty	6-2	438	12	CUSA
11	Northern Iowa	7-2	424	10	Missouri Valley
12	UC San Diego	8-1	400	11	Big West
13	Kent State	9-1	393	14	Mid-American
14	Illinois State	8-2	345	18	Missouri Valley
15	UNCW	9-1	344	15	Coastal Athletic
16	UC Santa Barbara	8-2	254	22	Big West
17	Northern Colorado	9-1	253	19	Big Sky
18	Kennesaw State	7-2	218	25	CUSA
19	Hawaii	8-2	142	NR (28)	Big West
20	McNeese	7-2	136	16	Southland
21	Western Kentucky	6-2	114	NR (33)	CUSA
22	New Mexico State	6-2	110	17	CUSA
23	California Baptist	7-3	104	13	Western Athletic
24	Columbia	9-1	79	NR (35)	Ivy League
25	Siena	9-2	70	22 (53)	Metro Atlantic

OTHERS RECEIVING VOTES: San Francisco 58, Murray State 53, Utah Valley 51, East Tennessee 46, South Alabama 44, Seattle 44, Towson 41, William & Mary 38, Stephen F Austin 33, Oakland 25, Bowling Green 24, Bradley 24, Arkansas State 20, UC Irvine 20, Loyola Marymount 18, Youngstown 13, Marist 12, Sam Houston 12, UT Martin 11, UT Arlington 11, St. Thomas (MN) 10, UC Davis 8, Quinnipiac 5, Montana 4, Stony Brook 4, Toledo 4, Robert Morris 3, Northern Kentucky 2, Vermont 2, Winthrop 2, Wright State 1, Hofstra 1.



2025-26 Evansville Men's Basketball

The Ford Center



The Ford Center

In the fall of 2011, the Ford Center opened as the new home of the University of Evansville men's basketball team. The Aces made the move to the brand new downtown venue after playing at Roberts Stadium for 55 years.

Construction of the \$127.5 million arena began in 2010. In August of 2011, Tri-State Ford Dealers acquired the naming rights to the 290,000 square foot facility, dubbing it the Ford Center.

Located on the corner of Main Street and MLK Jr. Boulevard, the Ford Center seats around 10,000 and is fully accessible to wheelchairs and patrons with limited mobility. In addition to cushioned chair backs, the Ford Center features numerous amenities, including six concession stands and one bar, 18 restrooms, and 178 televisions on and around the concourse level.

Top 10 Ford Center Crowds

Date	Opponent	Score	Attendance
1) 1/31/16	Wichita State	L 65-78	10,034
2) 11/16/11	Indiana	L 73-94	9,640
3) 11/12/11	Butler	W 80-77 OT	9,454
4) 2/16/14	Wichita State	L 68-84	8,802
5) 1/6/24	Murray State	L 59-81	7,928
6) 12/30/15	Indiana State	W 70-62	7,801
7) 12/21/19	Murray State	W 78-76 OT	7,316
8) 2/20/16	Southern Illinois	W 83-71	7,163
9) 2/21/13	Butler	L 59-68	7,035
10) 1/17/15	Wichita State	L 41-61	7,015

Ford Center Records

Ford Center Firsts

Game - UE 80, Butler 77 - 11/12/11
Overtime game - vs. Butler - 11/12/11
UE win - vs. Butler - 11/12/11
UE loss - vs. Indiana - 93-74 - 11/16/11
100th win - 11/9/19 vs. Ball State (79-75)

Single Game Indiv. UE Records

Points 39 (Colt Ryan vs. BRAD 1/18/12)
FGM 17 (DeAndre Williams vs. MUOH 12/7/19)
FGA 23 (Colt Ryan vs. ILST 1/21/12)
23 (Ryan Taylor vs. Valpo, 2/7/18)
23 (Ryan Taylor vs. Loyola, 2/18/18)
3 Made 8 (Colt Ryan vs. BRAD 1/18/12)
3 Att. 14 (Colt Ryan vs. BRAD 1/18/12)
FT Made 20 (D.J. Balentine vs. ILST 2/12/14)
FT Att. 25 (D.J. Balentine vs. ILST 2/12/14)
RB 20 (E. Mockevicius vs. LOY 1/19/16)
Assists 11 (Duane Gibson vs. AU 11/23/13)
11 (Dru Smith, vs. NCCU, 11/13/17)
Steals 7 (Colt Ryan vs. Drake, 2/10/13)
Blocks 7 (Evan Kuhlman vs. SIU, 2/5/20)

Single Game Ind. Opp. Records

Points 35 (Cooper Neese, INS, 2/10/22)
35 (Robbie Avila, INS, 2/28/24)
FGM 15 (Gauge Prim, MOST 2/26/21)
FGA 3 times
3 Made 7 (Alec Peters VALPO 11/20/13)
3 Att. 11 (Multiple)
FT Made 15 (Fred VanVleet WSU 1/31/16)
FT Att. 15 - 3 times
RB 22 (Brandon West Jackson St. 12/14/13)
Assists 18 (Roman Penn, Drake, 1/21/23)
Steals 6 (Lance Jones, SIU, 11/30/22)
Blocks 6 (Daouda Ndiaye, ILST, 1/29/17)

Team Game Highs

Points 116 vs. Earlham, 11/15/14
116 vs. UHSP, 11/9/23
FGM 50 vs. Earlham, 11/15/14
FGA 81 vs. UHSP, 11/9/23
FG% .686 35-51 vs. Alabama State, 12/1/15
3 Made 17 vs. Radford, 11/16/24
3 Att. 35 vs. Radford, 11/16/24
3% .778 14-18 vs. Miami Ohio 12/5/12
FTM 44 vs. Illinois State 2/12/14
FTA 56 vs. Illinois State 2/12/14
FT% 100% 10-10 vs. Bradley, 1/6/18
RB 65 vs. UHSP, 11/9/23
Assists 34 vs. Earlham, 11/15/14
Steals 16 vs. Earlham, 11/15/14
Blocks 9 (Multiple)
Turnovers 21 vs. Coppin State 12/28/14
Fouls 27 vs. NCAT 12/10/11

Team Game Lows

Points 41 vs. Bradley, 2/5/22
41 vs. Wichita State, 1/17/15
FGM 12 vs. Bradley, 1/4/17
FGA 35 vs. Southern Illinois, 1/24/15
FG% .235 vs. Bradley, 1/4/17
3 Made 0 vs. Missouri State 2/5/14
3 Att. 4 vs. Missouri State, 2/4/17
3% .000 0-13 vs. Missouri State 2/5/14
FTM 1 vs. Illinois State, 1/10/21
FTA 1 vs. Illinois State, 1/10/21
FT% .286 2-7 vs. Northern Iowa 2/15/12
RB 17 vs. UT Arlington, 11/18/25
Assists 4 vs. SEMO, 11/16/22
Steals 0, 1/13/24 vs. Missouri State
Blocks 0 (Multiple)
Turnovers 3 vs. Missouri State, 2/10/15
Fouls 6 (Multiple)

Opponent Game Highs

Points 98 by Illinois State 2/12/14
98 by Southern Illinois, 2/27/19
FGM 36 by Drake, 1/21/23
FGA 73 by Tennessee State 3/19/13
FG% .694 by Missouri State, 2/26/21
3 Made 15 by Southern Illinois 2/5/25
3 Att. 33 by Canisius 12/9/17
3% .750 9-12 by Missouri State 2/13/19
FTM 29 by Illinois State 2/12/14
FTA 33 by Oakland City, 12/18/12
FT% 100% - Multiple
RB 50 by Missouri State 2/25/12
Assists 31 by Drake, 1/21/23
Steals 16 by Coppin State, 12/28/14
Blocks 9 by Wichita State, 1/31/16
Turnovers 28 by Oakland City 11/19/11
Fouls 33 by Illinois State 2/12/14

Opponent Game Lows

Points 35 by Bradley 1/9/16
FGM 12 (Multiple)
FGA 39 (Multiple)
FG% .222 (12/54) by Wabash, 11/30/16
3 Made 0 by Western Illinois, 11/17/12
0 by UNI, 1/2/21
3 Att. 4 by Western Illinois 11/17/12
3% .000 0-4 by Western Illinois 11/17/12
.000 0-11 by UNI 2/2/21
FTM 0 by Southern Illinois, 11/30/22
FTA 2 (Multiple)
FT% .000 by Southern Illinois, 11/30/22 (0-2)
RB 13 by Miami Ohio 12/5/12
Assists 4 by Texas Southern, 11/18/18
Steals 0 by Wabash, 11/30/16
Blocks 0 (Multiple)
Turnovers 6 (Multiple)
Fouls 8 by UT Martin 3/31/15



2025-26 Evansville Men's Basketball

INDIVIDUAL RECORDS

Most Points

Game: 65, Scott Haffner vs. Dayton (1988-89)
Season: 941, Larry Humes (1964-65)
Career: 2,464, D.J. Balentine (2012-16)

Most Field Goals

Game: 23, Scott Haffner vs. Dayton (1988-89)
Season: 357, Larry Humes (1964-65)
Career: 865, Larry Humes (1964-66)

Highest Field Goal Percentage

Game (min. 12 att.): .944, DeAndre Williams: 17-18 vs. Miami Ohio (2019-20)
Season: .648, Brian Hill: 180-278 (1989-90)
Career: .631, Brian Hill: 424-672 (1987-90)

Highest Scoring Average

Season: 32.5, Larry Humes (1964-65)
Career: 26.4, Larry Humes (1964-66)

Most 3-Point Field Goals

Game: 11, Scott Haffner vs. Dayton (1988-89)
Season: 98, Scott Haffner (1988-89)
Career: 284, Jason Holsinger (2006-09)

Highest 3-Point Field Goal Percentage

Game (min. 8 att.): 1.000, Marcus Wilson: 9-9 vs. UT-Martin (1998-99)
Season: .558, Brian Jackson: 53-95 (1994-95)
Career: .431, Scott Haffner: 245-569 (1986-89)

Most Free Throws

Game: 20, Matt Webster vs. Lipscomb (2006-07)
D.J. Balentine vs. Illinois State (2013-14)
Season: 227, Larry Humes (1964-65)
Career: 533, Matt Webster (2004-07)

Highest Free Throw Percentage

Game (min. 15 att.): 1.000, Shy Ely 18-18 vs. Creighton (2007-08); Marcus Wilson 15-15 vs. Drake (1998-99)
Season: .918, Scott Shreffler: 78-85 (1991-92)
Career: .887, Marcus Wilson: 455-513 (1996-99)

Most Rebounds

Game: 31, Jim Smallins vs. Ky. Wesleyan (1956-57)
Dale Wise vs. Ky. Wesleyan & Ball State (1959-60)
Season: 496, Dale Wise (1959-60)
Career: 1,260, Egidijus Mockevicius (2012-16)

Highest Rebounding Average

Season: 17.1, Dale Wise (1959-60)
Career: 14.6, Dale Wise (1958-60)

Most Assists

Game: 15, Jeremy Stanton vs. Illinois State (2000-01);
Tyrone Scott vs. Oklahoma City (1983-84)
Season: 211, Reed Crafton (1988-89)
Career: 601, Jeremy Stanton (1998-01)

Most Blocked Shots

Game: 9, Connor Turnbull at Western Kentucky (12/6/25)
Season: 94, Egidijus Mockevicius (2015-16)
Career: 297, Egidijus Mockevicius (2012-16)

TEAM RECORDS

Most Points

Game: 136, vs. Butler (1990-91)
Season: 2,748 (1964-65)

Most Field Goals

Game: 53, vs. DePauw (1964-65)

Highest Field Goal Percentage

Game: .725, vs. Western Kentucky (1981-82)
Season: .529 (1987-88 and 1988-89)

Highest Scoring Average

Season: 94.7 (1964-65)

Most 3-Point Field Goals

Game: 17, four times

Season: 264 (2018-19)

Highest 3-Point Field Goal Percentage (min. 10 attempts)

Game: .833: 10-12 vs. Butler (1990-91)
10-12 vs. Southern Illinois (1995-96)
Season: .444: 213-480 (1988-89)

Most Free Throws

Game: 46 vs. N. Carolina A&T (1958-59); 46 vs. Butler (1990-91)
Attempts: 63 vs. Butler (1990-91)
Season: 587 (1959-60)

Highest Free Throw Percentage (min. 20 attempts)

Game: .955 (21-22), vs. Indiana State (1958-59)
.955 (21-22), vs. Charleston Southern (1997-98)
Season: .772 (515-667 in 1998-99)

Most Rebounds

Game: 87, vs. St. Joseph's (1958-59)
Season: 1,835 (1959-60)

Highest Rebound Average

Season: 63.3 (1959-60)

Most Blocked Shots

Game: 11 vs. Alcorn State (1988-89); 11 vs. Indiana State (1990-91); 11 at Western Kentucky (12/6/25)
Season: 145 (1988-89)

Most Assists

Game: 34, vs. Earlham (2014-15)
Season: 638 (1988-89)

THREE-POINT RECORDS

TEAM, SINGLE GAME

Most attempts by UE: 35 vs. Southern Illinois 1-7-97, 35 vs. Radford 11-16-24

Most attempts by OPP: 41 by Chattanooga, 11/24/23

Most shots made by UE: 17 vs. Southern Illinois 1-7-97

17 at Xavier 11/10/18, 17 at Southern Illinois, 12/28/20,

17 vs. Radford, 11/16/24

Most shots made by OPP: 17 by Belmont 3-18-09, UNI 1-29-14

Best pct. by UE (min. 10 attempts): .833 (10-12 vs. Butler 2-9-91,
10-12 vs. Southern Illinois 2-24-96)

INDIVIDUAL, SINGLE GAME

Most attempts by UE: 15, Stuart Sullivan vs. Wichita State 12-9-95

Most attempts by OPP: 16, Lou Richie of Clemson 12-27-93

Most shots made by UE: 11, Scott Haffner vs. Dayton 2-18-89

Most shots made by OPP: 9, Darrin Fitzgerald of Butler 1-17-87,
Dedric Taylor of Fla. International 1-2-96

Best pct. by UE (min. 8 attempts): 1.000 (9-9) Marcus Wilson
vs. UT-Martin 11-18-98

TEAM, SEASON

Most attempts by UE: 750, 2019-20

Most attempts by OPP: 899, 2023-24

Most shots made by UE: 264, 2018-19

Most shots made by OPP: 242, 2016-17

Best pct. by UE: .444 (213-480) 1988-89

INDIVIDUAL, SEASON

Most attempts: 214, Scott Haffner 1988-89

Most shots made: 98, Scott Haffner 1988-89

Best pct. (min. 75 attempts): .558 (53-95) Brian Jackson 1994-95



2025-26 Evansville Men's Basketball

Specialty Stats

POINTS IN THE PAINT

Opp.	UE-Opp.	W/L
at Purdue	22-22	L
vs. Calumet	40-8 (+32)	W
vs. Oakland City	36-22 (+14)	W
vs. MTSU	44-34 (+10)	L
vs. UT Arlington	34-38 (-4)	L
vs. Oregon State	26-24 (+2)	W
vs. Akron	26-34 (-8)	L
vs. Charleston	26-28 (-2)	L
vs. Ball State	30-20 (+10)	W
at Western Ky.	12-32 (-20)	L

Record with more points in the paint: 4-1
Record with fewer points in the paint: 0-4
Record when points in paint even: 0-1
Margin for season: +34

BENCH SCORING

Opp.	UE-Opp.	W/L
at Purdue	17-26 (-9)	L
vs. Calumet	41-16 (+25)	W
vs. Oakland City	41-9 (+32)	W
vs. MTSU	28-22 (+6)	L
vs. UT Arlington	26-38 (-12)	L
vs. Oregon State	24-12 (+12)	W
vs. Akron	32-36 (-4)	L
vs. Charleston	7-15 (-8)	L
vs. Ball State	27-24 (+3)	W
at Western Ky.	15-54 (-39)	L

Record with more bench points: 4-1
Record with fewer bench points: 0-5
Record when bench points even: 0-1
Margin for season: +6

POINTS OFF TURNOVERS

Opp.	UE-Opp.	W/L
at Purdue	10-12 (-2)	L
vs. Calumet	17-8 (+9)	W
vs. Oakland City	10-10	W
vs. MTSU	15-10 (+5)	L
vs. UT Arlington	18-14 (+4)	L
vs. Oregon State	19-18 (+1)	W
vs. Akron	14-30 (-16)	L
vs. Charleston	9-17 (-8)	L
vs. Ball State	14-11 (+3)	W
at Western Ky.	18-18	L

Record with more points off turnovers: 3-2
Record with fewer points off turnovers: 0-3
Record when points off turnovers even: 1-1
Margin for season: -4

Never Forget - December 13, 1977



December 13, 2017 marked the 40th anniversary of the plane crash that killed 26 passengers and three crew members in 1977. The University of Evansville will never forget those who perished. Their memories will live on forever.

#FOR THE *Aces*



2025-26 Evansville Men's Basketball

The Last Time Evansville... (* - denotes program record)

TRIPLE DOUBLE

Reed Jackson vs. New Hampshire, 1/3/95, 13 pts, 10 rbs, 12 ast
Troy Taylor at Creighton, 12/29/12, 10 pts, 10 rbs, 10 ast

BEAT A RANKED OPPONENT

at No. 1 Kentucky, 11/12/19, 67-64
BEAT A RANKED OPPONENT AT HOME

vs. No. 23 UNI, 1/1/15, 52-49
BEAT A RANKED OPPONENT ON THE ROAD
at No. 1 Kentucky, 11/12/19, 67-64

MARGINS

UE won by 30 points or more
vs. Calumet, 11/7/25 (92-50)
UE won by 40 Points or more
vs. Calumet, 11/7/25 (92-50)
UE won by 30 or more on the road
at Bradley, 2/1/12 (92-62)
UE won by double digits on the road
at Valparaiso, 1/25/25 (78-68)
UE won in overtime
vs. UNI, 12/2/23 (91-89)
UE shut out an opponent in overtime
vs. Ohio Univ., 12/18/14 (81-69) 12-0 in OT
UE won in overtime on the road
at Chattanooga, 11/24/23 (85-77)
UE won in double overtime
vs. Morgan State, 11/24/19 (115-112 3 OT)
UE played in double overtime
vs. Indiana State, 2/10/22 (77-80 L 2 OT)
UE played in triple overtime
vs. Rice, 11/22/21 (104-109 L 3 OT)
UE won in triple overtime
vs. Morgan State, 11/24/19 (115-112 3 OT)
UE lost by 40 points
at Ohio State, 11/19/24 (80-30)
UE won by 25 points at home
vs. Tennessee Tech, 12/20/23 (82-51)
UE won by 25 points at home in consecutive games
vs. Alabama A&M, 11/26/12 (72-46) and vs. Miami Ohio, 12/5/12 (94-68)
UE lost by 25 points at home
vs. Drake, 1/21/23 (61-97)

SCORING

UE Player had 30 Points
31, Shamar Givance vs. Southern Illinois, 12/1/21
UE Player had 40 Points
43, D.J. Balentine at UNI, 1/29/14
UE Player had 60 Points
65, Scott Haffner vs. Dayton, 2/18/89
UE Player Had Four Consecutive 20 Point Games
DeAndre Williams - 11/30/19-12/14/19 - at IUPUI (20), vs. Western Illinois (21), vs. Miami Ohio (37), at Green Bay (22)
UE Player Had Five Consecutive 20 Point Games
Ryan Taylor - 1/24/18-2/7/18 -, at Valparaiso (22), vs. Drake (25), vs. UNI (25), at Illinois State (32), vs. Valparaiso (31)
UE Player had Six Consecutive 20 Point Games
Jaylon Brown - 2/14-3/3/17 - vs. Drake (22), at Bradley (22), at Wichita State (25), vs. Indiana St (24), vs. Indiana St (27), vs. Illinois State (24)
UE Player Had Two Consecutive 30 Point Games
Ryan Taylor - 2/3-2/7/18 - at Illinois State (32), vs. Valparaiso (31)
UE Had Three Players with 20 Points
2/14/17 vs. Drake - Jaylon Brown (22), Ryan Taylor (22), David Howard (21)
UE Had Six Players In Double Figures
Six vs. Southern Illinois, 2/27/19
Feehan (17), Riley (16), Hill (14), Kuhlman (13), Chatkevicius (11), Frederick (11)
UE Had Five Players In Double Figures
Five vs. UIC, 1/22/25
Comer (18), Pozzato (13), Hughes (12), Cuff (10), Turnbull (10)
UE Had One Player In Double Figures
Connor Turnbull - 21 points vs. Ball State - 12/3/25
UE Had No Players In Double Figures
at Ohio State, 11/19/24
UE Scored 100 Points In A Game
116 vs. UHSP, 11/13/23
UE Scored 100 Points At Home
116 vs. UHSP, 11/13/23
UE Scored 100 Points On The Road
115 at Hawaii Hilo, 11/28/98

UE Scored Under 50 Points In A Game
40 at Drake, 1/11/25
UE Scored Under 40 Points In A Game
30 at Ohio State, 11/20/24
UE Scored 15 or Fewer Points In A Half
14 in first half at Ohio State, 11/20/24
UE Scored 20 or Fewer Points In A Half
20 in first half vs. MUR, 1/29/25
UE Scored 50 or More Points In First Half
50 vs. Radford, 11/16/24
UE Scored 50 or More Points In Second Half
58 vs. MUR, 1/29/25
UE Scored 60 or More Points In A Half
61 vs. UHSP, 11/13/23

SHOOTING

UE Player had 15 Field Goals Made
17, DeAndre Williams (17-of-18) vs. Miami Ohio, 12/7/19
UE Player had 10 Field Goals Made
12, Connor Turnbull (12-of-15) vs. Valparaiso, 2/16/25
UE Player had 20 Field Goals Attempted
21, Ben Humrichous (11-of-21) at Chattanooga, 11/24/23
UE Player had 30 Field Goals Attempted
30, Ryan Taylor (11-of-30) at Indiana State, 2/21/18
UE Player Shot 90% or Higher (Min. 10 att.)
.944, DeAndre Williams (17-of-18) vs. Miami Ohio, 12/7/19
UE Player Missed All FG Attempts (Min. 10 att.)
Evan Kuhlman, vs. Jacksonville State (0-10), 12/15/18
UE Had 40 Field Goals Made
48 vs. UHSP, 11/13/23
UE Had 50 Field Goals Made
50 vs. Earlham, 11/15/14
UE Had 75 Field Goals Attempted
81 vs. UHSP, 11/13/23
UE Shot 60% From the Floor
.604 vs. Valparaiso, 1/31/21
UE Shot Below 25% From the Floor
.190 (11-58) at Ohio State, 11/20/24

THREE-POINT SHOOTING

UE Player had 10 3-Point Field Goals Made
11 by Scott Haffner vs. Dayton, 2/18/89*
UE Player had 8 3-Point Field Goals Made
8, Ryan Taylor at Illinois State, 2/3/18
UE Player had 10 3-Point Field Goals Attempted
11 by Alex Hemenway at Western Kentucky, 12/6/25
UE had 10 3-Point FG's Made
14 at Western Kentucky, 12/6/25
UE had 15 3-Point FG's Made
15 vs. Calumet, 11/7/25
UE Shot 70% From 3-Point Distances (Min. 10 attempts)
80.0% (12-15) at Bowling Green, 12/5/17
UE Did Not Make A Three-Pointer
at Illinois State, 2/4/15 (0-for-10)

FREE THROWS

UE Player had 20 Free Throws Made
20, D.J. Balentine vs. Illinois State, 2/12/14
UE Player had 15 Free Throws Made
16, Jaylon Brown at Indiana State, 2/1/17
UE Player Shot 100% From Free Throw Line (min. 10 att.)
Tayshawn Comer (10-10) vs. Valparaiso, 2/16/25
UE Player had 20 Free Throws Attempted
20, Jaylon Brown vs. Bradley, 1/4/17
UE had 30 Free Throws Made
35 vs. Morgan State, 11/24/19
UE had 40 Free Throws Made
44 vs. Illinois State, 2/12/14
UE had 40 Free Throws Attempted
47 vs. Morgan State, 11/24/19
UE had 50 Free Throws Attempted
56 vs. Illinois State, 2/12/14
UE did not make a free throw
at Loyola, 2/6/21
UE did not attempt a free throw
at UNI, 2/13/18
UE Made Less Than Five Free Throws
2 at Purdue, 11/4/25
UE Attempted Less Than Five Free Throws
4 at Purdue, 11/4/25
UE Shot 90% From Free Throw Line (min. 10 att.)
22-24 vs. Valparaiso (91.7%), 2/16/25
UE Shot 100% From Free Throw Line (min. 10 att.)
10-10 vs. Bradley, 1/6/18

REBOUNDS

UE Player had 20 Rebounds
20, Egidijus Mockevicius vs. Loyola, 1/19/16
20, Egidijus Mockevicius at Illinois State, 1/15/16
21, Egidijus Mockevicius at Missouri State, 1/2/16
21, Egidijus Mockevicius vs. Santa Clara, 11/27/15
21, Richie Johnson at Western Kentucky, 12/11/84
UE Player had 15 Rebounds
15, DeAndre Williams at IUPUI, 11/30/19
UE had 40 Rebounds
41 vs. Ball State, 12/3/25
UE had 50 Rebounds
50 vs. Brescia, 11/9/24
UE had 60 Rebounds
65 vs. UHSP, 11/13/23
UE outrebounded opponent by 25
vs. UHSP, 11/9/23 (65-27)
UE had two players record 10 rebounds
AJ Casey (11) and Connor Turnbull (10) vs. Ball State, 12/3/25
UE did not record an offensive rebound
2/8/22 at Indiana State

ASSISTS

UE Player had 10 Assists
11, Tayshawn Comer vs. Valparaiso, 2/16/25
UE Had Five or Fewer Assists
3 at Ohio State, 11/20/24
UE Had 30 or More Assists
34 vs. Earlham, 11/15/14

STEALS

UE Player had 5 Steals
6, Gabriel Pozzato at Murray State, 12/3/24
UE had no steals
vs. Missouri State, 1/13/24

TURNOVERS

UE Forced 25 or More Turnovers
26 vs. NC Central, 11/13/17
UE Had 25 or More Turnovers
26 at Illinois, 11/8/18
UE Had 5 or Fewer Turnovers
5 at SEMO, 12/8/21

BLOCKS

UE Player had 5 Blocks
5, Connor Turnbull vs. Ball State, 12/3/25
UE Player had 7 Blocks
9, Connor Turnbull at Western Kentucky, 12/6/25
UE had 10 Blocks
11 at Western Kentucky, 12/6/25
UE had No Blocks
vs. Akron, 11/23/25

The Last Time An Opponent...

HAD A TRIPLE DOUBLE

Trae Berhow - UNI - 1/2/21
10 pts, 10 rbs, 10 ast

SCORING

Player had 30 Points
30 by Fletcher Loyer, Purdue, 11/4/25
Player had 40 Points
40 by Henry Domercant, Eastern Illinois, 11/30/02
Team Had Five Players In Double Figures
5 by Bradley, 1/10/24
Team Had One Player In Double Figures
Valparaiso, 2/1/21
Team Had No Players In Double Figures
SEMO, 11/15/23
Team Had 100 Points
109 by Rice, 11/22/21
Team Had 100 Points In Evansville
103 by Oral Roberts, 1/9/84
Team Scored 50 Points Or Fewer In A Game
49 by Brescia, 11/9/24
Team Had 30 Points or Fewer
26 by Northwestern, 11/26/99
Team Scored 20 or Fewer Points In A Half
20 by Ball State, 2nd Half, 12/3/25
Team Scored 15 or Fewer Points In A Half
11 by Wabash, 2nd Half, 11/30/16
Team Scored 10 or Fewer Points In A Half
8 by Northwestern, 11/26/99
Team Scored 50 or More Points In A Half
53 by Akron, 2nd half, 11/23/25
Team Scored 60 or More Points In A Half
60 by Radford, 2nd half, 11/16/24



2025-26 Evansville Men's Basketball

SHOOTING

Player had 10 Field Goals Made
10 by Terence Harcum, Murray St, (10-for-11), 3/16/25
Player had 20 Field Goals Attempted
28 by Robbie Avila, Indiana State, (14-for-24), 2/28/24
Player made all attempts (min. 10 tries)
13 by Evan Bradds, Belmont, 11/21/15 (13/13 FG)
Player Missed All FG Attempts (10 att.)
Boo Richardson, Illinois State, 0-11, 12/9/06
Team had 40 Field Goals Made
40 by Illinois State, 1/21/22
Team had 75 Field Goals Attempted
81 by Morgan State, 11/24/19
Team Shot 60% From The Floor
.622 (28-45) by UT Arlington, 11/18/25
Team Shot 70% From The Floor
.702 (40-57) by Illinois State, 1/21/22
Team Shot 25% From The Floor Or Under
.225 (16-71) by UHSP, 11/9/23

THREE-POINT SHOOTING

Player had 8 3-Point Field Goals Made
9 by Kyle Korver, Creighton, 1/15/03
Player had 15 3-Point Field Goals Attempted
15 by Phillip Gilbert, Bradley, 3/1/03
Team had 10 3-Point Field Goals Made
10 by Charleston, 11/24/25
Team had 15 3-Point Field Goals Made
15 by Southern Illinois, 2/5/25
Team had 17 3-Point Field Goals Made
17 by UNI, 1/29/14
Team Shot 70% From 3-Point Distance (Min. 10 att.)
Wichita State, 7-10, 1/2/97
Team Did Not Make A Three-Pointer
Indiana State, 2/8/22 (0-for-17)

FREE THROWS

Player had 10 Free Throws Made
10 by Caleb Fields, Fairfield, 11/27/22
Team had 30 Free Throws Made
31 by Ball State, 12/10/22
Team Shot 100% Free Throws (min. 10 attempts)
Murray State, 13-13, 1/6/24
Team Shot 90% Free Throws (min. 10 attempts)
Valparaiso, 16-17 (94.1%), 2/16/25
Team had 40 Free Throws Attempted
40 by Ball State, 12/10/22
Team Made Less Than Five Free Throws
2 by Valparaiso, 2/3/24
Team Attempted Less Than Five Free Throws
3 by Valparaiso, 2/3/24

REBOUNDS

Player had 15 Rebounds
15 by Sam Alexis, Chattanooga, 11/24/23
Player had 20 Rebounds
20 by Tyrique Jones, Xavier, 11/10/18
Team had 50 Rebounds
56 by UT Arlington, 12/18/24
Team had under 15 Rebounds
13 by Miami Ohio, 12/5/12

ASSISTS

Team Had Five or Fewer Assists
5 by Brescia, 11/9/24
Player Had 10 or more Assists
11 by Jack Benter, Purdue, 11/4/25

STEALS

Player had 5 Steals
5 by Preston Ruedinger, Green Bay, 11/22/24

BLOCKS

Player had 7 Blocks
7 by Josh Crawford, Indiana State, 1/31/10
Team had No Blocks
Chattanooga, 12/12/24
Team had 10 Blocks
Indiana State (10), 2/1/17

Evansville's Record When

Conference	
Home	3-2
Away	0-2
Neutral	1-2
Leading at Half	4-0
Trailing at Half	0-6
Tied at Half	
Overtime Game	
MVC Home Game	
MVC Road Game	
MVC Tournament	
Non- MVC Home Game	3-2
Non- MVC Road Game	0-2
Non- MVC Neutral Game	1-2
vs. Ranked Opponents	0-1
Leading-5 min. left	4-0
Trailing-5 min. left	0-6
Score Tied-5 min. left	
UE outrebounds opp	3-0
UE outrebounded by opp	0-5
Team rebounds are even	1-1
UE shoots 50% from floor	
UE shoots -50% from floor	4-6
Opp. shoots 50% from floor	0-2
Opp. shoots -50% from floor	4-4
UE makes more FTs	3-2
UE makes less FTs	1-4
FTs the same	
UE has more TOs	1-4
Opp. has more TOs	3-2
TOs even	
UE wins opening tip	3-3
UE loses opening tip	1-3
UE scores 60 points or less	0-3
Opp. scores 60 points or less	3-0
UE scores 61-69 points	1-0
Opp. scores 61-69 points	1-0
UE scores 70-79 points	2-3
Opp. scores 70-79 points	0-2
UE scores 80-89 points	
Opp. scores 80-89 points	0-3
UE scores 90 points or more	1-0
Opp. scores 90 points or more	0-1
Two or less score in double digits	2-1
Three or more score in double digits	2-5
On Monday	0-1
On Tuesday	0-2
On Wednesday	1-1
On Thursday	
On Friday	2-0
On Saturday	0-1
On Sunday	1-1
In November	3-5
In December	1-1
In January	
In February	
In March	
Game decided by 5 pts or less	1-2
Game decided by 6-10 pts	0-1
Game decided by 11-20 pts	1-1
Game decided by 21 pts or more	2-2
Exhibition Games	1-0



2025-26 Evansville Men's Basketball



HEAD COACH DAVID RAGLAND

David Ragland was named the 16th head men's basketball coach in University of Evansville history on May 24, 2022. The announcement of the 8th Division I head coach in Purple Aces history was made by Director of Athletics Dr. Kenneth "Ziggy" Siegfried.

The 2024-25 season saw the program put forth accomplishments that had not been reached in close to a decade. Ragland and his staff let the program to its highest MVC win tally in nine seasons as its eight victories were the most since 2015-16.

Ragland orchestrated one of the top turnarounds in the nation in 2023-24, more than tripling the team's win total from his first season. After posting five wins in 2022-23, UE won 17 games while making its first postseason appearance since 2015.

In a coaching career that has spanned nearly two decades, Ragland's experience has seen him contribute to an impressive group of programs that includes Butler, Utah State, Valparaiso, Vincennes, Northern Kentucky, Bowling Green, Indiana State, and Frank Phillips College. He joins the Evansville program following a 1-year stint as an assistant coach at Butler University.

Prior to his tenure with the Bulldogs, Ragland enjoyed a successful tenure at Utah State where his squads achieved at least 20 wins in each of his three seasons while finishing with an overall mark of 74-24. The Aggies made two NCAA Tournament appearances during his tenure while the 2019-20 squad posted a 26-8 mark before the postseason was canceled due to COVID-19.

Ragland has worked at two current Missouri Valley Conference institutions, including a 2-year stint at Valparaiso. His first season with the program saw them accumulated 24 victories in 2016-17 while finishing with a Horizon League regular season championship and a spot in the postseason NIT. Highlighting the roster for VU was Horizon League Player of the Year Alec Peters, who was the 54th pick in the 2017 NBA Draft.

From 2010 through 2014, Ragland was an assistant coach at Indiana State where the Sycamores put forth one of the top stretches by a mid-major program in recent memory. ISU recorded 80 victories along with four postseason appearances, including a spot in the NCAA Tournament in 2010-11. Ragland was an assistant at Northern Kentucky (2015-16) and Bowling Green (2014-15) following his stint with the Sycamores. He contributed to a 24-11 mark at NKU, which included an NCAA Tournament berth.

His first head coaching opportunity came at Vincennes University where he led the Trailblazers to a 44-19 record in two years at the helm. The 2009-10 campaign saw them post a 22-10 mark and a run that took the program to the NJCAA District Tournament Finals. Ragland opened his coaching career at Frank Phillips College where he was part of a squad that went 25-5 in 2004-05.

Graduating from Harrison High School, Ragland was named an All-State Honorable Mention basketball player. He began his collegiate career at Missouri Southern State College in Joplin, where his team went on to the NCAA Division II Final Four during his freshman year. Following his sophomore year, he transferred to the University of Southern Indiana where he played two seasons, propelling the Screaming Eagles to a total of 47 victories and leading the team in assists both years.

Ragland and his wife, Annie, have two children: Ava and Joshua.



2025-26 Evansville Men's Basketball



0 Bryce Quinet

Guard - 6-3 - Freshman

Scottsdale, Ariz./Notre Dame Prep

GAME-BY-GAME STATISTICS

#0 QUINET, Bryce

Opponent	Date	GS	MIN	Total		3-Pointers		Free throws		Rebounds				PF	A	TO	BLK	STL	PTS	AVG
				FG-FGA	PCT	3FG-3FGA	PCT	FT-FTA	PCT	OFF	DEF	TOT	AVG							
at Purdue	11/04/2025		29:11	2-9	.222	0-4	.000	0-2	.000	1	1	2	2.0	1	1	1	0	1	4	4.0
Calumet Col.	11/07/2025		18:48	3-5	.600	1-2	.500	0-0	.000	1	3	4	3.0	3	4	0	0	0	7	5.5
Oakland City	11/09/2025		21:02	4-5	.800	3-3	1.000	2-4	.500	0	1	1	2.3	3	1	3	0	3	13	8.0
Middle Tenn.	11/12/2025		30:09	4-9	.444	0-1	.000	6-9	.667	0	4	4	2.8	1	1	1	0	3	14	9.5
UT Arlington	11/18/2025		17:10	1-3	.333	1-3	.333	1-3	.333	0	0	0	2.2	1	2	2	0	0	4	8.4
vs Oregon St.	11/21/2025		22:39	4-9	.444	0-3	.000	7-8	.875	0	4	4	2.5	1	3	4	0	2	15	9.5
vs Akron	11/23/2025		22:13	5-8	.625	2-3	.667	1-2	.500	0	1	1	2.3	2	2	1	0	1	13	10.0
vs Col. of Charleston	11/24/2025		13:29	0-4	.000	0-2	.000	0-0	.000	0	0	0	2.0	1	1	0	0	0	0	8.8
Ball St.	12/03/2025		24:51	2-6	.333	0-2	.000	4-5	.800	0	1	1	1.9	2	5	2	0	3	8	8.7
at Western Ky.	12/06/2025		14:12	0-2	.000	0-1	.000	1-2	.500	0	0	0	1.7	1	1	0	0	0	1	7.9
Totals		0	213:45	25-60	.417	7-24	.292	22-35	.629	2	15	17	1.7	16	21	14	0	13	79	7.9

Player Averages

Games Played	Minutes/game	Points/game	FG Pct	3FG Pct	FT Pct	Rebounds/game	Assists/game	Turnovers/game	Assist/Turnover ratio	Steals/game	Blocks/game
10	21.4	7.9	41.7	29.2	62.9	1.7	2.1	1.4	1.5	1.3	0.0

Notes

2025-26 Notes - Made collegiate debut in regular season opener at #1 Purdue...posted 13 pts vs. OCU and 14 against MTSU...season-high 15 pts came in win over Oregon State - was 7-8 from the line...season-high 5 ast came vs. Ball State...T-12th in MVC with 1.30 steals/game...last 4 games - 9 assists/3 turnovers.

Prior to UE - Played at Notre Dame Prep in Scottsdale, Ariz....completed his senior season averaging 21.0 points, 5.7 assists, 5.0 rebounds, and 1.9 steals per game...top performance saw him score 35 points against Eaglecrest...Arizona 5A Conference Player of the Year and All-Conference 1st Team honoree in 2024-25.

CAREER STATISTICS

QUINET, Bryce

SEASON	TEAM	GP-GS	MIN/AVG	Field Goals		3-Point		F-Throws		Rebounds				Scoring						
				FG-FGA	FG%	3FG-3FGA	3FG%	FT-FTA	FT%	OFF	DEF	TOT	AVG	PF-FO	A	TO	BLK	STL	PTS	AVG
2025-26	Evans	10-0	214/21.4	25-60	.417	7-24	.292	22-35	.629	2	15	17	1.7	16-0	21	14	0	13	79	7.9
TOTAL		10-0	214/21.4	25-60	.417	7-24	.292	22-35	.629	2	15	17	1.7	16-0	21	14	0	13	79	7.9

Season/Career Highs

SEASON HIGHS

Points: _____ 15 (11/21/25 vs. Oregon State)
FG: _____ 5 (11/23/25 vs. Akron)
FGA: _____ 9 (Multiple)
3-Pt FG: _____ 3 (11/9/25 vs. Oakland City)
3-Pt FGA: _____ 4 (11/4/25 at Purdue)
FT: _____ 7 (11/21/25 vs. Oregon State)
FTA: _____ 8 (11/21/25 vs. Oregon State)
Rebounds: _____ 4 (Multiple)
Assists: _____ 5 (12/3/25 vs. Ball State)
Steals: _____ 3 (Multiple)
Blocked Shots: _____
Minutes Played: _____ 30:09 (11/12/25 vs. MTSU)

CAREER HIGHS

Points: _____ 15 (11/21/25 vs. Oregon State)
FG: _____ 5 (11/23/25 vs. Akron)
FGA: _____ 9 (Multiple)
3-Pt FG: _____ 3 (11/9/25 vs. Oakland City)
3-Pt FGA: _____ 4 (11/4/25 at Purdue)
FT: _____ 7 (11/21/25 vs. Oregon State)
FTA: _____ 8 (11/21/25 vs. Oregon State)
Rebounds: _____ 4 (Multiple)
Assists: _____ 5 (12/3/25 vs. Ball State)
Steals: _____ 3 (Multiple)
Blocked Shots: _____
Minutes Played: _____ 30:09 (11/12/25 vs. MTSU)

Last 5 Games

Points per game	7.4
FG%:	37.9%
3FG%:	18.2%
Free Throw %	76.5%
Rebound Per Game	1.2
Assists	12
Turnovers	7
Blocked Shots	-
Steals	6
Minutes Per Game	19.5



2025-26 Evansville Men's Basketball



1

Keishon Porter

Guard - 6-5 - 5th Year

Pinetops, N.C./NC Central

GAME-BY-GAME STATISTICS

#1 PORTER, Keishon

2024-2025 Season																					
Opponent	Date	GS	MIN	Total		3-Pointers		Free throws		Rebounds				PF	A	TO	BLK	STL	PTS	AVG	
				FG-FGA	PCT	3FG-3FGA	PCT	FT-FTA	PCT	OFF	DEF	TOT	AVG								
at Purdue	11/04/2025	*	29:05	1-11	.091	0-3	.000	0-0	.000	2	1	3	3.0	3	2	0	1	0	2	2.0	
Calumet Col.	11/07/2025	*	15:51	2-5	.400	0-2	.000	1-2	.500	2	1	3	3.0	2	1	0	0	0	5	3.5	
Oakland City	11/09/2025	*	15:18	1-3	.333	0-1	.000	1-2	.500	1	4	5	3.7	2	0	2	0	0	3	3.3	
Middle Tenn.	11/12/2025	*	25:07	6-9	.667	0-1	.000	2-4	.500	0	6	6	4.3	1	0	1	0	1	14	6.0	
UT Arlington	11/18/2025	*	27:07	4-9	.444	1-4	.250	9-13	.692	0	0	0	3.4	5	3	2	0	4	18	8.4	
vs Oregon St.	11/21/2025	*	20:22	1-1	1.000	0-0	.000	5-6	.833	2	2	4	3.5	1	3	0	0	1	7	8.2	
vs Akron	11/23/2025	*	30:08	5-12	.417	2-5	.400	1-2	.500	0	4	4	3.6	1	2	1	0	2	13	8.9	
vs Col. of Charleston	11/24/2025	*	34:46	6-13	.462	0-4	.000	2-4	.500	1	2	3	3.5	1	1	0	1	0	14	9.5	
Bali St.	12/03/2025	*	15:05	1-3	.333	0-1	.000	1-1	1.000	1	1	2	3.3	1	1	1	0	0	3	8.8	
at Western Ky.	12/06/2025	*	31:45	3-10	.300	1-4	.250	2-3	.667	1	2	3	3.3	4	5	2	0	0	9	8.8	
Totals			8	244:33	30-76	.395	4-25	.160	24-37	.649	10	23	33	3.3	25	16	12	2	8	88	8.8

Player Averages

Games Played	Minutes/game	Points/game	FG Pct	3FG Pct	FT Pct	Rebounds/game	Assists/game	Turnovers/game	Assist/Turnover ratio	Steals/game	Blocks/game
10	24.5	8.8	39.5	16.0	64.9	3.3	1.6	1.2	1.3	0.8	0.2

Season/Career Highs

SEASON HIGHS

Points: _____ 18 (11/18/25 vs. UT Arlington)
FG: _____ 6 (11/12/25 vs. MTSU)
FGA: _____ 13 (11/24/25 vs. Charleston)
3-Pt FG: _____ 2 (11/23/25 vs. Akron)
3-Pt FGA: _____ 5 (11/23/25 vs. Akron)
FT: _____ 9 (11/18/25 vs. UT Arlington)
FTA: _____ 13 (11/18/25 vs. UT Arlington)
Rebounds: _____ 6 (11/12/25 vs. MTSU)
Assists: _____ 5 (12/6/25 at Western Kentucky)
Steals: _____ 4 (11/18/25 vs. UT Arlington)
Blocked Shots: _____ 1 (Multiple)
Minutes Played: _____ 34:46 (11/23/25 vs. Akron)

CAREER HIGHS

Points: _____ 37 (3/7/24 vs. South Carolina State) #
FG: _____ 14 (3/7/24 vs. South Carolina State) #
FGA: _____ 17 (3/7/24 vs. South Carolina State) #
3-Pt FG: _____ 5 (3/7/24 vs. South Carolina State) #
3-Pt FGA: _____ 7 (3/7/24 vs. South Carolina State) #
FT: _____ 9 (Multiple)
FTA: _____ 13 (11/18/25 vs. UT Arlington)
Rebounds: _____ 10 (12/17/24 vs. Mid-Atlantic Christ.) #
Assists: _____ 5 (12/6/25 at Western Kentucky)
Steals: _____ 4 (Multiple)
Blocked Shots: _____ 2 (Multiple) #
Minutes Played: _____ 42 (2/5/24 vs. Morgan State) #

- high came while playing for NC Central

Notes

2025-26 Notes - Season-high 18 pts, 9 FT and 13 FTA came vs. UTA...3.33 PPG in first 3 games/11.1 PPG in last 7...finished Paradise Jam with 14 pts vs. Charleston...started season 4-for-19 from the field - is 26-of-57 in last seven games...averaged 0.75 ast/gm in first 3 games (1.9 ast/gm in last 7).

Prior to UE - Joins UE after two seasons at NC Central...in 2024-25 averaged 10.8 points and 3.3 rebounds...Preseason All-MEAC Third Team selection entering 2024-25 season...earned CSC Academic All-District and MEAC All-Academic Team accolades.

Last 5 Games

Points per game	9.2
FG%:	41.0%
3FG%:	21.4%
Free Throw %	68.8%
Rebound Per Game	3.2
Assists	10
Turnovers	7
Blocked Shots	1
Steals	3
Minutes Per Game	26.4

CAREER STATISTICS

PORTER, Keishon

SEASON	TEAM	GP-GS	MIN/AVG	Field Goals		3-Point		F-Throws		Rebounds				Scoring						
				FG-FGA	FG%	3FG-3FGA	3FG%	FT-FTA	FT%	OFF	DEF	TOT	AVG	PF-FO	A	TO	BLK	STL	PTS	AVG
2020-21	Rad	15-0	117/7.8	12-34	.353	2-14	.143	5-14	.357	7	11	18	1.2	12-0	3	14	0	0	31	2.1
2021-22	Rad	4-0	17/4.2	0-1	.000	0-1	.000	0-0	.000	1	1	2	0.5	4-0	0	2	0	0	0	0.0
2023-24	NCCU	31-14	642/20.7	101-178	.567	17-43	.395	58-93	.624	47	49	96	3.1	80-1	13	28	10	27	277	8.9
2024-25	NCCU	33-32	835/25.3	115-240	.479	31-83	.373	96-133	.722	52	57	109	3.3	97-6	36	42	15	44	357	10.8
2025-26	Evans	10-8	245/24.5	30-76	.395	4-25	.160	24-37	.649	10	23	33	3.3	25-2	16	12	2	8	88	8.8
TOTAL FOR Evans		10-8	245/24.5	30-76	.395	4-25	.160	24-37	.649	10	23	33	3.3	25-2	16	12	2	8	88	8.8
TOTAL		93-54	1855/19.9	258-529	.488	54-166	.325	183-277	.661	117	141	258	2.8	218-9	68	98	27	79	753	8.1

#FOR THE Aces



2025-26 Evansville Men's Basketball



2 James Dyson-Merwe

Forward - 6-11 - Freshman
Sydney, Australia/Centre for Excellence

GAME-BY-GAME STATISTICS

#2 DYSON-MERWE, James

Opponent	Date	GS	MIN	Total		3-Pointers		Free throws		Rebounds				PF	A	TO	BLK	STL	PTS	AVG
				FG-FGA	PCT	3FG-3FGA	PCT	FT-FTA	PCT	OFF	DEF	TOT	AVG							
at Purdue	11/04/2025		16:48	2-2	1.000	0-0	.000	0-0	.000	5	2	7	7.0	3	2	2	0	0	4	4.0
Calumet Col.	11/07/2025		13:39	1-2	.500	0-0	.000	2-2	1.000	3	4	7	7.0	1	3	1	0	1	4	4.0
Oakland City	11/09/2025		16:55	1-1	1.000	0-0	.000	1-2	.500	1	4	5	6.3	2	1	2	0	1	3	3.7
UT Arlington	11/18/2025		10:01	2-2	1.000	0-0	.000	0-0	.000	1	0	1	5.0	1	0	0	0	0	4	3.8
vs Akron	11/23/2025		17:32	1-1	1.000	0-0	.000	0-0	.000	0	1	1	4.2	4	0	4	0	0	2	3.4
vs Col. of Charleston	11/24/2025		04:16	0-0	.000	0-0	.000	0-0	.000	0	0	0	3.5	1	0	3	0	0	0	2.8
at Western Ky.	12/06/2025		02:59	1-1	1.000	0-0	.000	0-0	.000	1	0	1	3.1	0	0	0	0	0	2	2.7
Totals		0	82:10	8-9	.889	0-0	.000	3-4	.750	11	11	22	3.1	12	6	12	0	2	19	2.7

Player Averages

Games Played	Minutes/ game	Points/ game	FG Pct	3FG Pct	FT Pct	Rebounds/ game	Assists/ game	Turnovers/ game	Assist/Turnover ratio	Steals/ game	Blocks/ game
7	11.7	2.7	88.9	0.0	75.0	3.1	0.9	1.7	0.5	0.3	0.0

Season/Career Highs

SEASON HIGHS

Points: _____ 4 (Multiple)
FG: _____ 2 (Multiple)
FGA: _____ 2 (Multiple)
3-Pt FG: _____
3-Pt FGA: _____
FT: _____ 2 (11/7/25 vs. Calumet)
FTA: _____ 2 (Twice)
Rebounds: _____ 7 (Twice)
Assists: _____ 3 (11/7/25 vs. Calumet)
Steals: _____ 1 (Twice)
Blocked Shots: _____
Minutes Played: _____ 17:32 (11/23/25 vs. Akron)

CAREER HIGHS

Points: _____ 4 (Multiple)
FG: _____ 2 (Multiple)
FGA: _____ 2 (Multiple)
3-Pt FG: _____
3-Pt FGA: _____
FT: _____ 2 (11/7/25 vs. Calumet)
FTA: _____ 2 (Twice)
Rebounds: _____ 7 (Twice)
Assists: _____ 3 (11/7/25 vs. Calumet)
Steals: _____ 1 (Twice)
Blocked Shots: _____
Minutes Played: _____ 17:32 (11/23/25 vs. Akron)

Notes

2025-26 Notes - Saw eight minutes of work vs. Henderson State and had 2 boards and a steal...grabbed 7 rebounds and scored 4 points in opener at #1 Purdue...averaging 3.1 rebounds/game.

Prior to UE - Played a key support role for Centre of Excellence of the NBL1 East...his squad finished 14-2 in 2025 and excelled in perimeter defense and timely passing...named to the NSW U20 Team in 2025 after being named to the U18 Metro Boys Team in 2024...saw action in 22 games in 2025 averaging 3.45 points and 4.82 rebounds per game.

Last 5 Games

Points per game _____ 1.3
FG%: _____ 100%
3FG%: _____ -
Free Throw % _____ -
Rebound Per Game _____ 0.7
Assists _____ -
Turnovers _____ 7
Blocked Shots _____ -
Steals _____ -
Minutes Per Game _____ 8.3

CAREER STATISTICS

DYSON-MERWE, James

				Field Goals		3-Point		F-Throws		Rebounds								Scoring		
SEASON	TEAM	GP-GS	MIN/AVG	FG-FGA	FG%	3FG-3FGA	3FG%	FT-FTA	FT%	OFF	DEF	TOT	AVG	PF-FO	A	TO	BLK	STL	PTS	AVG
2025-26	Evans	7-0	82/11.7	8-9	.889	0-0	.000	3-4	.750	11	11	22	3.1	12-0	6	12	0	2	19	2.7
TOTAL		7-0	82/11.7	8-9	.889	0-0	.000	3-4	.750	11	11	22	3.1	12-0	6	12	0	2	19	2.7



2025-26 Evansville Men's Basketball



5 Marlon Barnes Jr.

Forward - 6-6 - r-Sophomore
Cleveland, Ohio/Pittsburgh

GAME-BY-GAME STATISTICS

#5 BARNES, JR., Marlon

Opponent	Date	GS	MIN	Total		3-Pointers		Free throws		Rebounds				PF	A	TO	BLK	STL	PTS	AVG
				FG-FGA	PCT	3FG-3FGA	PCT	FT-FTA	PCT	OFF	DEF	TOT	AVG							
Calumet Col.	11/07/2025		10:58	2-7	.286	2-6	.333	0-0	.000	0	1	1	1.0	1	0	2	1	0	6	6.0
Oakland City	11/09/2025		01:47	0-1	.000	0-0	.000	0-0	.000	0	1	1	1.0	0	0	0	0	0	0	3.0
vs Akron	11/23/2025		02:03	0-0	.000	0-0	.000	0-0	.000	0	0	0	0.7	0	0	0	0	0	0	2.0
Totals		0	14:48	2-8	.250	2-6	.333	0-0	.000	0	2	2	0.7	1	0	2	1	0	6	2.0

Player Averages

Games Played	Minutes/game	Points/game	FG Pct	3FG Pct	FT Pct	Rebounds/game	Assists/game	Turnovers/game	Assist/Turnover ratio	Steals/game	Blocks/game
3	4.9	2.0	25.0	33.3	0.0	0.7	0.0	0.7	0.0	0.0	0.3

Season/Career Highs

SEASON HIGHS

Points: _____ 6 (11/7/25 vs. Calumet)
FG: _____ 2 (11/7/25 vs. Calumet)
FGA: _____ 7 (11/7/25 vs. Calumet)
3-Pt FG: _____ 2 (11/7/25 vs. Calumet)
3-Pt FGA: _____ 6 (11/7/25 vs. Calumet)
FT: _____
FTA: _____
Rebounds: _____ 1 (Twice)
Assists: _____
Steals: _____
Blocked Shots: _____ 1 (11/7/25 vs. Calumet)
Minutes Played: _____ 10:58 (11/7/25 vs. Calumet)

CAREER HIGHS

Points: _____ 6 (11/7/25 vs. Calumet)
FG: _____ 2 (11/7/25 vs. Calumet)
FGA: _____ 7 (11/7/25 vs. Calumet)
3-Pt FG: _____ 2 (11/7/25 vs. Calumet)
3-Pt FGA: _____ 6 (11/7/25 vs. Calumet)
FT: _____
FTA: _____
Rebounds: _____ 1 (Multiple)
Assists: _____ 1 (Twice) #
Steals: _____
Blocked Shots: _____ 1 (Twice)
Minutes Played: _____ 10:58 (11/7/25 vs. Calumet)

- high came while playing for Pittsburgh

Notes

2025-26 Notes - Debuted against Calumet scoring a career-high six points while converting two 3-pointers.

Prior to UE - Played at Pitt as a redshirt freshman in 2024-25 seeing action in eight games...made his collegiate debut against Radford playing three minutes while adding a rebound and assist...rated a 3-star recruit out of Brush HS in Cleveland, Ohio and was ranked as the No. 5 overall recruit from the state.

Last 5 Games

Points per game _____ 0.0
FG%: _____ -
3FG%: _____ -
Free Throw % _____ -
Rebound Per Game _____ -
Assists _____ -
Turnovers _____ -
Blocked Shots _____ -
Steals _____ -
Minutes Per Game _____ 2.1

CAREER STATISTICS

BARNES, JR., Marlon

				Field Goals		3-Point		F-Throws		Rebounds										Scoring	
SEASON	TEAM	GP-GS	MIN/AVG	FG-FGA	FG%	3FG-3FGA	3FG%	FT-FTA	FT%	OFF	DEF	TOT	AVG	PF-FO	A	TO	BLK	STL	PTS	AVG	
2024-25	UP	8-0	13/1.6	1-2	.500	1-2	.500	0-0	.000	0	2	2	0.3	4-0	2	1	1	0	3	0.4	
2025-26	Evans	3-0	15/4.9	2-8	.250	2-6	.333	0-0	.000	0	2	2	0.7	1-0	0	2	1	0	6	2.0	
TOTAL FOR Evans		3-0	15/4.9	2-8	.250	2-6	.333	0-0	.000	0	2	2	0.7	1-0	0	2	1	0	6	2.0	
TOTAL		11-0	28/2.5	3-10	.300	3-8	.375	0-0	.000	0	4	4	0.4	5-0	2	3	2	0	9	0.8	

#FOR THE *Aces*



2025-26 Evansville Men's Basketball



6 Leif Moeller

Guard - 6-7 - Freshman

Germany/Rist Wedel

GAME-BY-GAME STATISTICS

#6 MOELLER, Leif

Opponent	Date	GS	MIN	Total		3-Pointers		Free throws		Rebounds		PF	A	TO	BLK	STL	PTS	AVG			
				FG-FGA	PCT	3FG-3FGA	PCT	FT-FTA	PCT	OFF	DEF								TOT	AVG	
at Purdue	11/04/2025	*	30:44	0-9	.000	0-5	.000	0-0	.000	0	2	2	2.0	1	3	2	1	0	0.0		
Calumet Col.	11/07/2025	*	22:40	3-5	.600	1-3	.333	0-0	.000	0	2	2	2.0	0	8	2	0	1	7	3.5	
Oakland City	11/09/2025	*	30:09	2-4	.500	0-1	.000	3-5	.600	0	8	8	4.0	1	8	3	0	2	7	4.7	
Middle Tenn.	11/12/2025	*	33:33	1-6	.167	1-4	.250	1-2	.500	0	2	2	3.5	1	5	4	0	0	4	4.5	
UT Arlington	11/18/2025	*	37:48	3-11	.273	1-6	.167	2-2	1.000	0	0	0	2.8	0	6	2	0	0	9	5.4	
vs Oregon St.	11/21/2025	*	33:12	4-8	.500	2-3	.667	4-6	.667	0	1	1	2.5	1	1	1	0	0	14	6.8	
vs Akron	11/23/2025	*	28:11	2-5	.400	0-2	.000	0-0	.000	0	3	3	2.6	0	2	4	0	0	4	6.4	
vs Col. of Charleston	11/24/2025	*	29:18	2-6	.333	1-3	.333	0-0	.000	0	2	2	2.5	0	1	2	0	2	5	6.3	
Ball St.	12/03/2025	*	19:34	1-5	.200	1-4	.250	0-0	.000	0	2	2	2.4	1	2	1	0	0	3	5.9	
at Western Ky.	12/06/2025	*	34:34	8-13	.615	5-9	.556	0-0	.000	0	5	5	2.7	1	4	5	0	1	21	7.4	
Totals			10	299:43	26-72	.361	12-40	.300	10-15	.667	0	27	27	2.7	6	40	26	1	6	74	7.4

Player Averages

Games Played	Minutes/game	Points/game	FG Pct	3FG Pct	FT Pct	Rebounds/game	Assists/game	Turnovers/game	Assist/Turnover ratio	Steals/game	Blocks/game
10	30.0	7.4	36.1	30.0	66.7	2.7	4.0	2.6	1.5	0.6	0.1

Season/Career Highs

SEASON HIGHS

Points: _____ 21 (12/6/25 at Western Kentucky)
FG: _____ 8 (12/6/25 at Western Kentucky)
FGA: _____ 13 (12/6/25 at Western Kentucky)
3-Pt FG: _____ 5 (12/6/25 at Western Kentucky)
3-Pt FGA: _____ 9 (12/6/25 at Western Kentucky)
FT: _____ 4 (11/21/25 vs. Oregon State)
FTA: _____ 6 (11/21/25 vs. Oregon State)
Rebounds: _____ 8 (11/9/25 vs. Oakland City)
Assists: _____ 8 (Twice)
Steals: _____ 2 (Multiple)
Blocked Shots: _____ 1 (11/4/25 at Purdue)
Minutes Played: _____ 37:48 (11/18/25 vs. UT Arlington)

CAREER HIGHS

Points: _____ 21 (12/6/25 at Western Kentucky)
FG: _____ 8 (12/6/25 at Western Kentucky)
FGA: _____ 13 (12/6/25 at Western Kentucky)
3-Pt FG: _____ 5 (12/6/25 at Western Kentucky)
3-Pt FGA: _____ 9 (12/6/25 at Western Kentucky)
FT: _____ 4 (11/21/25 vs. Oregon State)
FTA: _____ 6 (11/21/25 vs. Oregon State)
Rebounds: _____ 8 (11/9/25 vs. Oakland City)
Assists: _____ 8 (Twice)
Steals: _____ 2 (Multiple)
Blocked Shots: _____ 1 (11/4/25 at Purdue)
Minutes Played: _____ 37:48 (11/18/25 vs. UT Arlington)

Notes

2025-26 Notes - Played 30:44 in debut at #1 Purdue; had 3 assists and 2 rbs...scored 14 pts in win over Oregon State...career-high 21 pts came at WKU while hitting 5 triples...T-3rd in MVC with 4.00 assists/game...12th in ast-to-turnover ratio - 1.54...8th in MVC with 29.97 minutes per game.

Prior to UE - Comes to UE from Rist Wedel (ProB level in Germany)...averaged 12.6 pts, 4.3 rbs, and 4.1 ast in 14 games...played on a rotational basis for Veolia Towers Hamburg who play in the Basketball Bundesliga (BBL), the highest tier of pro basketball in Germany.

Last 5 Games

Points per game	9.4
FG%:	45.9%
3FG%:	42.9%
Free Throw %	66.7%
Rebound Per Game	2.6
Assists	10
Turnovers	13
Blocked Shots	-
Steals	3
Minutes Per Game	29.0

CAREER STATISTICS

MOELLER, Leif

				Field Goals		3-Point		F-Throws		Rebounds										Scoring	
SEASON	TEAM	GP-GS	MIN/AVG	FG-FGA	FG%	3FG-3FGA	3FG%	FT-FTA	FT%	OFF	DEF	TOT	AVG	PF-FO	A	TO	BLK	STL	PTS	AVG	
2025-26	Evans	10-10	300/30.0	26-72	.361	12-40	.300	10-15	.667	0	27	27	2.7	6-0	40	26	1	6	74	7.4	
TOTAL		10-10	300/30.0	26-72	.361	12-40	.300	10-15	.667	0	27	27	2.7	6-0	40	26	1	6	74	7.4	



2025-26 Evansville Men's Basketball



9 Kaia Berridge

Guard - 6-4 - Sophomore
New Zealand/Archbishop Riordan (Calif.)

GAME-BY-GAME STATISTICS

#9 BERRIDGE, Kaia

Opponent	Date	GS	MIN	Total		3-Pointers		Free throws		Rebounds				PF	A	TO	BLK	STL	PTS	AVG
				FG-FGA	PCT	3FG-3FGA	PCT	FT-FTA	PCT	OFF	DEF	TOT	AVG							
at Purdue	11/04/2025		07:60	0-0	.000	0-0	.000	0-0	.000	0	0	0	0.0	1	1	0	0	0	0	0.0
Calumet Col.	11/07/2025		19:20	3-8	.375	2-7	.286	0-0	.000	1	3	4	2.0	1	2	1	0	1	8	4.0
Oakland City	11/09/2025		16:45	2-5	.400	1-4	.250	1-2	.500	0	1	1	1.7	1	1	0	0	0	6	4.7
vs Oregon St.	11/21/2025		08:17	0-2	.000	0-1	.000	0-0	.000	0	1	1	1.5	3	0	0	0	0	0	3.5
vs Akron	11/23/2025		07:35	0-3	.000	0-2	.000	2-4	.500	0	0	0	1.2	1	1	0	0	0	2	3.2
vs Col. of Charleston	11/24/2025		01:20	0-0	.000	0-0	.000	0-0	.000	0	0	0	1.0	0	0	0	0	0	0	2.7
Ball St.	12/03/2025		20:30	0-1	.000	0-1	.000	1-2	.500	0	4	4	1.4	2	2	1	0	0	1	2.4
Totals		0	81:47	5-19	.263	3-15	.200	4-8	.500	1	9	10	1.4	9	7	2	0	1	17	2.4

Player Averages

Games Played	Minutes/game	Points/game	FG Pct	3FG Pct	FT Pct	Rebounds/game	Assists/game	Turnovers/game	Assist/Turnover ratio	Steals/game	Blocks/game
7	11.7	2.4	26.3	20.0	50.0	1.4	1.0	0.3	3.5	0.1	0.0

Season/Career Highs

SEASON HIGHS

Points: _____ 8 (11/7/25 vs. Calumet)
FG: _____ 3 (11/7/25 vs. Calumet)
FGA: _____ 8 (11/7/25 vs. Calumet)
3-Pt FG: _____ 2 (11/7/25 vs. Calumet)
3-Pt FGA: _____ 7 (11/7/25 vs. Calumet)
FT: _____ 2 (11/23/25 vs. Akron)
FTA: _____ 4 (11/23/25 vs. Akron)
Rebounds: _____ 4 (Multiple)
Assists: _____ 2 (Multiple)
Steals: _____ 1 (11/7/25 vs. Calumet)
Blocked Shots: _____
Minutes Played: _____ 20:30 (12/3/25 vs. Ball State)

CAREER HIGHS

Points: _____ 8 (11/7/25 vs. Calumet)
FG: _____ 3 (11/7/25 vs. Calumet)
FGA: _____ 8 (11/7/25 vs. Calumet)
3-Pt FG: _____ 2 (Multiple)
3-Pt FGA: _____ 7 (11/7/25 vs. Calumet)
FT: _____ 2 (11/23/25 vs. Akron)
FTA: _____ 4 (11/23/25 vs. Akron)
Rebounds: _____ 4 (Multiple)
Assists: _____ 2 (Multiple)
Steals: _____ 3 (12/12/24 vs. Chattanooga)
Blocked Shots: _____
Minutes Played: _____ 22:15 (1/14/25 at UNI)

Notes

2025-26 Notes - Played eight minutes and had an assist at #1 Purdue...scored career-high 8 pts vs. Calumet going 3-for-8 from the field...career-high 4 rebounds vs. Calumet and Ball State.

2024-25 Notes - Saw the floor in 29 games as a freshman while averaging 1.2 points, 0.9 rebounds, and 11.9 minutes per game... hit a 3-pointer in his collegiate debut at North Texas...finished with top tally of 3 boards against Campbell; tied that with three at Indiana State...set his mark with three steals versus Chattanooga.

Last 5 Games

Points per game	0.8
FG%	0.00%
3FG%	0.00%
Free Throw %	50.0%
Rebound Per Game	1.3
Assists	3
Turnovers	1
Blocked Shots	-
Steals	-
Minutes Per Game	9.4

CAREER STATISTICS

BERRIDGE, Kaia

				Field Goals		3-Point		F-Throws		Rebounds									Scoring	
SEASON	TEAM	GP-GS	MIN/AVG	FG-FGA	FG%	3FG-3FGA	3FG%	FT-FTA	FT%	OFF	DEF	TOT	AVG	PF-FO	A	TO	BLK	STL	PTS	AVG
2024-25	Evans	29-0	344/11.9	12-36	.333	8-23	.348	3-6	.500	8	18	26	0.9	19-0	6	21	1	8	35	1.2
2025-26	Evans	7-0	82/11.7	5-19	.263	3-15	.200	4-8	.500	1	9	10	1.4	9-0	7	2	0	1	17	2.4
TOTAL		36-0	426/11.8	17-55	.309	11-38	.289	7-14	.500	9	27	36	1.0	28-0	13	23	1	9	52	1.4



2025-26 Evansville Men's Basketball



11 Joshua Hughes

Forward - 6-10 - Junior
Brisbane, Queensland, Australia/
Basketball Australia Centre of Excellence

GAME-BY-GAME STATISTICS

#11 HUGHES, Joshua

Opponent	Date	GS	MIN	Total		3-Pointers		Free throws		Rebounds				PF	A	TO	BLK	STL	PTS	AVG
				FG-FGA	PCT	3FG-3FGA	PCT	FT-FTA	PCT	OFF	DEF	TOT	AVG							
at Purdue	11/04/2025	*	29:50	6-12	.500	3-7	.429	0-0	.000	5	6	11	11.0	3	1	2	0	0	15	15.0
Calumet Col.	11/07/2025	*	20:25	5-10	.500	1-3	.333	1-1	1.000	3	0	3	7.0	0	0	1	0	0	12	13.5
Oakland City	11/09/2025	*	17:54	5-9	.556	1-4	.250	2-3	.667	2	3	5	6.3	2	2	1	0	1	13	13.3
Middle Tenn.	11/12/2025	*	29:40	5-6	.833	2-3	.667	0-0	.000	2	5	7	6.5	4	3	0	0	0	12	13.0
UT Arlington	11/18/2025	*	35:23	2-6	.333	1-1	1.000	6-7	.857	3	1	4	6.0	2	2	1	1	1	11	12.6
vs Oregon St.	11/21/2025	*	35:19	4-10	.400	2-4	.500	6-9	.667	6	6	12	7.0	2	2	1	0	0	16	13.2
vs Akron	11/23/2025	*	26:49	3-5	.600	0-1	.000	1-2	.500	0	0	0	6.0	2	0	1	0	0	7	12.3
vs Col. of Charleston	11/24/2025	*	15:16	1-2	.500	0-0	.000	0-0	.000	0	0	0	5.3	5	0	1	0	0	2	11.0
Ball St.	12/03/2025	*	24:00	1-3	.333	0-1	.000	2-2	1.000	1	7	8	5.6	3	0	2	1	1	4	10.2
at Western Ky.	12/06/2025	*	12:06	0-1	.000	0-0	.000	3-5	.600	3	2	5	5.5	5	0	1	0	0	3	9.5
Totals			10 246:42	32-64	.500	10-24	.417	21-29	.724	25	30	55	5.5	28	10	11	2	3	95	9.5

Player Averages

Games Played	Minutes/game	Points/game	FG Pct	3FG Pct	FT Pct	Rebounds/game	Assists/game	Turnovers/game	Assist/Turnover ratio	Steals/game	Blocks/game
10	24.7	9.5	50.0	41.7	72.4	5.5	1.0	1.1	0.9	0.3	0.2

Season/Career Highs

SEASON HIGHS

Points: _____ 16 (11/21/25 vs. Oregon State)
FG: _____ 6 (11/4/25 at Purdue)
FGA: _____ 12 (11/4/25 at Purdue)
3-Pt FG: _____ 3 (11/4/25 at Purdue)
3-Pt FGA: _____ 7 (11/4/25 at Purdue)
FT: _____ 6 (Multiple)
FTA: _____ 9 (11/21/25 vs. Oregon State)
Rebounds: _____ 12 (11/21/25 vs. Oregon State)
Assists: _____ 3 (11/12/25 vs. MTSU)
Steals: _____ 1 (Multiple)
Blocked Shots: _____ 1 (Multiple)
Minutes Played: _____ 35:23 (11/18/25 vs. UT Arlington)

CAREER HIGHS

Points: _____ 22 (1/13/24 vs. Missouri State)
FG: _____ 8 (2x)
FGA: _____ 12 (Multiple)
3-Pt FG: _____ 7 (1/13/24 vs. Missouri State)
3-Pt FGA: _____ 10 (1/13/24 vs. Missouri State)
FT: _____ 6 (Multiple)
FTA: _____ 9 (11/21/25 vs. Oregon State)
Rebounds: _____ 12 (11/21/25 vs. Oregon State)
Assists: _____ 4 (12/29/23 at Cincinnati)
Steals: _____ 5 (1/4/25 vs. Indiana State)
Blocked Shots: _____ 4 (12/3/24 at Murray State)
Minutes Played: _____ 38:09 (3/6/25 vs. Murray State)

Notes

2025-26 Notes - Led UE with 15 pts and 11 rbs at #1 Purdue...was 6-12 from the field and 3-7 from long range...scored team/season high 16 pts in win over Oregon State along with career-high 12 rbs...13.2 PPG in first 6 games (4.0 PPG in last 4)...MVC stat rankings include: rebounding - 16th - 5.50/gm, offensive rebounds - T-5th - 2.50/gm...has two double-doubles this season (3 in career).

2024-25 Notes - Played in all 32 games while averaging 7.2 points, 5.2 rebounds, and 29.7 minutes...his 1.13 blocks per game was 5th in the MVC while his rebounding average was 20th in the league.

Last 5 Games

Points per game _____ 6.4
FG%: _____ 42.9%
3FG%: _____ 33.3%
Free Throw % _____ 66.7%
Rebound Per Game _____ 5.0
Assists _____ 2
Turnovers _____ 6
Blocked Shots _____ 1
Steals _____ 1
Minutes Per Game _____ 22.7

CAREER STATISTICS

HUGHES, Joshua

SEASON	TEAM	GP-GS	MIN/AVG	Field Goals		3-Point		F-Throws		Rebounds				Scoring						
				FG-FGA	FG%	3FG-3FGA	3FG%	FT-FTA	FT%	OFF	DEF	TOT	AVG	PF-FO	A	TO	BLK	STL	PTS	AVG
2023-24	Evans	35-10	681/19.5	85-185	.459	27-75	.360	34-48	.708	37	101	138	3.9	65-3	37	42	38	14	231	6.6
2024-25	Evans	32-32	950/29.7	85-228	.373	28-117	.239	33-46	.717	43	123	166	5.2	87-3	22	42	36	31	231	7.2
2025-26	Evans	10-10	247/24.7	32-64	.500	10-24	.417	21-29	.724	25	30	55	5.5	28-2	10	11	2	3	95	9.5
TOTAL		77-52	1878/24.4	202-477	.423	65-216	.301	88-123	.715	105	254	359	4.7	180-8	69	95	76	48	557	7.2



2025-26 Evansville Men's Basketball



12 Alex Hemenway

Guard - 6-4 - 6th Year
Newburgh, Ind./Clemson/Vanderbilt

GAME-BY-GAME STATISTICS

#12 HEMENWAY, Alex

Opponent	Date	GS	MIN	Total		3-Pointers		Free throws		Rebounds				PF	A	TO	BLK	STL	PTS	AVG	
				FG-FGA	PCT	3FG-3FGA	PCT	FT-FTA	PCT	OFF	DEF	TOT	AVG								
at Purdue	11/04/2025	*	10:49	1-6	.167	1-4	.250	0-0	.000	0	0	0	0	0	0	0	1	3	3.0		
Calumet Col.	11/07/2025	*	16:57	8-10	.800	5-5	1.000	0-0	.000	2	0	2	1	0	1	0	0	21	12.0		
Oakland City	11/09/2025	*	15:13	0-4	.000	0-4	.000	0-0	.000	0	2	2	1	3	1	0	0	0	8.0		
Middle Tenn.	11/12/2025	*	17:30	0-4	.000	0-3	.000	0-0	.000	0	0	0	1	0	1	2	0	0	6.0		
UT Arlington	11/18/2025	*	32:33	3-5	.600	2-4	.500	0-0	.000	0	3	3	1	4	5	0	1	0	8	6.4	
vs Oregon St.	11/21/2025	*	17:47	1-6	.167	0-4	.000	0-0	.000	0	3	3	1	7	2	0	0	0	2	5.7	
vs Akron	11/23/2025	*	18:54	0-4	.000	0-4	.000	3-3	1.000	1	1	2	1	7	3	0	2	0	3	5.3	
vs Col. of Charleston	11/24/2025	*	30:53	3-7	.429	1-3	.333	6-6	1.000	0	1	1	1	6	3	2	1	0	1	13	6.3
Ball St.	12/03/2025	*	15:05	2-5	.400	2-4	.500	0-0	.000	0	0	0	1	4	2	0	1	0	6	6.2	
at Western Ky.	12/06/2025	*	34:14	4-11	.364	4-11	.364	2-5	.400	0	3	3	1	6	2	3	0	1	0	14	7.0
Totals			10	209:55	22-62	.355	15-46	.326	11-14	.786	3	13	16	1.6	21	7	1	2	70	7.0	

Player Averages

Games Played	Minutes/game	Points/game	FG Pct	3FG Pct	FT Pct	Rebounds/game	Assists/game	Turnovers/game	Assist/Turnover ratio	Steals/game	Blocks/game
10	21.0	7.0	35.5	32.6	78.6	1.6	0.7	0.7	1.0	0.2	0.1

Season/Career Highs

SEASON HIGHS

Points: _____ 21 (11/7/25 vs. Calumet)
FG: _____ 8 (11/7/25 vs. Calumet)
FGA: _____ 11 (12/6/25 at Western Kentucky)
3-Pt FG: _____ 5 (11/7/25 vs. Calumet)
3-Pt FGA: _____ 11 (12/6/25 at Western Kentucky)
FT: _____ 6 (11/24/25 vs. Charleston)
FTA: _____ 6 (11/24/25 vs. Charleston)
Rebounds: _____ 3 (Multiple)
Assists: _____ 3 (12/6/25 at Western Kentucky)
Steals: _____ 1 (Multiple)
Blocked Shots: _____
Minutes Played: 34:14 (12/6/25 at Western Kentucky)

CAREER HIGHS

Points: _____ 21 (11/7/25 vs. Calumet)
FG: _____ 8 (11/7/25 vs. Calumet)
FGA: _____ 11 (12/6/25 at Western Kentucky)
3-Pt FG: _____ 5 (Twice) #
3-Pt FGA: _____ 11 (12/6/25 at Western Kentucky)
FT: _____ 6 (Multiple)
FTA: _____ 6 (Multiple)
Rebounds: _____ 6 (11/26/22 vs. California) #
Assists: _____ 3 (Multiple) #
Steals: _____ 2 (Multiple) #
Blocked Shots: _____ 1 (Multiple) #
Minutes Played: _____ 40 (12/7/22 vs. Towson) #

- high came at Clemson

Notes

2025-26 Notes - Hit a 3-pointer in season opener at #1 Purdue... career-high of 21 pts came against Calumet...was 8-for-10 from the field and a perfect 5-of-5 from long range...finished with 13 pts vs. Charleston...scored 14 pts at WKU...7-for-18 from outside in last three games...11.0 PPG in last three games.

Prior to UE - Spent five seasons at Clemson before joining Vanderbilt for the 2024-25 campaign...best season came in 2022-23 with 6.9 points and 1.8 rebounds for the Tigers.

Last 5 Games

Points per game	7.6
FG%:	30.3%
3FG%:	26.9%
Free Throw %	78.6%
Rebound Per Game	1.8
Assists	5
Turnovers	4
Blocked Shots	1
Steals	1
Minutes Per Game	23.4

CAREER STATISTICS

HEMENWAY, Alex

				Field Goals		3-Point		F-Throws		Rebounds									Scoring	
SEASON	TEAM	GP-GS	MIN/AVG	FG-FGA	FG%	3FG-3FGA	3FG%	FT-FTA	FT%	OFF	DEF	TOT	AVG	PF-FO	A	TO	BLK	STL	PTS	AVG
2019-20	CU	15-0	183/12.2	25-50	.500	20-42	.476	2-2	1.000	3	10	13	0.9	12-0	6	6	0	0	72	4.8
2020-21	CU	24-11	376/15.7	36-86	.419	24-62	.387	16-18	.889	0	31	31	1.3	33-0	14	19	2	9	112	4.7
2021-22	CU	31-2	454/14.6	50-121	.413	39-96	.406	22-31	.710	6	35	41	1.3	40-0	10	10	0	7	161	5.2
2022-23	CU	20-12	480/24.0	46-92	.500	33-70	.471	12-16	.750	3	32	35	1.8	32-0	21	13	2	9	137	6.9
2023-24	CU	5-0	78/15.6	8-21	.381	8-19	.421	2-4	.500	0	3	3	0.6	5-0	7	4	1	2	26	5.2
2025-26	Evans	10-10	210/21.0	22-62	.355	15-46	.326	11-14	.786	3	13	16	1.6	21-1	7	7	1	2	70	7.0
TOTAL FOR Evans		10-10	210/21.0	22-62	.355	15-46	.326	11-14	.786	3	13	16	1.6	21-1	7	7	1	2	70	7.0
TOTAL		105-35	1780/17.0	187-432	.433	139-335	.415	65-85	.765	15	124	139	1.3	143-1	65	59	6	29	578	5.5

#FOR THE *Aces*



2025-26 Evansville Men's Basketball



13 Leo Amari IV

Guard - 6-2 - Junior
Sherman Oaks, Calif./Northern Illinois

GAME-BY-GAME STATISTICS

#13 AMARI IV, Leo

Opponent	Date	GS	MIN	Total		3-Pointers		Free throws		Rebounds				PF	A	TO	BLK	STL	PTS	AVG
				FG-FGA	PCT	3FG-3FGA	PCT	FT-FTA	PCT	OFF	DEF	TOT	AVG							
Calumet Col.	11/07/2025		03:22	1-1	1.000	1-1	1.000	0-0	.000	0	0	0	0.0	0	0	0	0	0	3	3.0
Oakland City	11/09/2025		02:26	0-1	.000	0-1	.000	0-0	.000	0	0	0	0.0	0	1	0	0	0	0	1.5
vs Akron	11/23/2025		01:30	0-0	.000	0-0	.000	0-0	.000	0	0	0	0.0	0	0	1	0	0	0	1.0
Totals		0	07:18	1-2	.500	1-2	.500	0-0	.000	0	0	0	0.0	0	1	1	0	0	3	1.0

Player Averages

Games Played	Minutes/ game	Points/ game	FG Pct	3FG Pct	FT Pct	Rebounds/ game	Assists/ game	Turnovers/ game	Assist/Turnover ratio	Steals/ game	Blocks/ game
3	2.4	1.0	50.0	50.0	0.0	0.0	0.3	0.3	1.0	0.0	0.0

Season/Career Highs

SEASON HIGHS

Points: _____ 3 (11/7/25 vs. Calumet)
FG: _____ 1 (11/7/25 vs. Calumet)
FGA: _____ 1 (Twice)
3-Pt FG: _____ 1 (11/7/25 vs. Calumet)
3-Pt FGA: _____ 1 (Twice)
FT: _____
FTA: _____
Rebounds: _____
Assists: _____ 1 (11/9/25 vs. Oakland City)
Steals: _____
Blocked Shots: _____
Minutes Played: _____ 3:22 (11/7/25 vs. Calumet)

CAREER HIGHS

Points: _____ 3 (11/7/25 vs. Calumet)
FG: _____ 1 (11/7/25 vs. Calumet)
FGA: _____ 1 (Multiple)
3-Pt FG: _____ 1 (11/7/25 vs. Calumet)
3-Pt FGA: _____ 1 (Multiple)
FT: _____
FTA: _____
Rebounds: _____
Assists: _____ 1 (11/9/25 vs. Oakland City)
Steals: _____
Blocked Shots: _____
Minutes Played: _____ 3:22 (11/7/25 vs. Calumet)

- high came while playing at Northern Illinois

Notes

2025-26 Notes - Scored first three points of college career against Calumet...went 1-1 from long range...has made three appearances in 2025-26.

Prior to UE - Spent the first two years of his college career at Northern Illinois...saw the floor in three games as a freshman in 2023-24...attended Viewpoint School in Calabasas, Calif. where he played basketball and football.

Last 5 Games

Points per game _____ 0.0
FG%: _____
3FG%: _____
Free Throw % _____
Rebound Per Game _____
Assists _____
Turnovers _____ 1
Blocked Shots _____
Steals _____
Minutes Per Game _____ 1.5

CAREER STATISTICS

AMARI IV, Leo

SEASON	TEAM	GP-GS	MIN/AVG	Field Goals		3-Point		F-Throws		Rebounds				Scoring						
				FG-FGA	FG%	3FG-3FGA	3FG%	FT-FTA	FT%	OFF	DEF	TOT	AVG	PF-FO	A	TO	BLK	STL	PTS	AVG
2023-24	NIU	3-0	4/1.4	0-1	.000	0-1	.000	0-0	.000	0	0	0	0.0	2-0	0	0	0	0	0	0.0
2025-26	Evans	3-0	7/2.4	1-2	.500	1-2	.500	0-0	.000	0	0	0	0.0	0-0	1	1	0	0	3	1.0
TOTAL FOR Evans		3-0	7/2.4	1-2	.500	1-2	.500	0-0	.000	0	0	0	0.0	0-0	1	1	0	0	3	1.0
TOTAL		6-0	11/1.9	1-3	.333	1-3	.333	0-0	.000	0	0	0	0.0	2-0	1	1	0	0	3	0.5



2025-26 Evansville Men's Basketball



22 Connor Turnbull

Forward - 6-10 - Senior
St. Paul, Mo./Butler University

GAME-BY-GAME STATISTICS

#22 TURNBULL, Connor

Opponent	Date	GS	MIN	Total		3-Pointers		Free throws		Rebounds				PF	A	TO	BLK	STL	PTS	AVG
				FG-FGA	PCT	3FG-3FGA	PCT	FT-FTA	PCT	OFF	DEF	TOT	AVG							
Calumet Col.	11/07/2025	*	15:36	3-7	.429	0-1	.000	0-0	.000	0	6	6	6.0	0	2	1	1	3	6	6.0
Oakland City	11/09/2025	*	15:28	4-8	.500	0-0	.000	4-6	.667	1	3	4	5.0	1	3	1	4	0	12	9.0
Middle Tenn.	11/12/2025	*	22:17	6-9	.667	0-0	.000	4-4	1.000	2	1	3	4.3	4	2	2	1	0	16	11.3
UT Arlington	11/18/2025	*	21:46	9-15	.600	0-1	.000	2-4	.500	2	3	5	4.5	3	0	3	1	1	20	13.5
vs Oregon St.	11/21/2025	*	18:20	4-8	.500	0-1	.000	2-2	1.000	1	1	2	4.0	1	0	2	2	1	10	12.8
vs Akron	11/23/2025	*	04:45	0-1	.000	0-0	.000	0-0	.000	0	1	1	3.5	1	0	2	0	0	0	10.7
vs Col. of Charleston	11/24/2025	*	22:20	7-17	.412	1-3	.333	3-6	.500	0	8	8	4.1	1	2	2	3	0	18	11.7
Ball St.	12/03/2025	*	29:29	9-13	.692	0-2	.000	3-3	1.000	2	8	10	4.9	2	3	3	5	0	21	12.9
at Western Ky.	12/06/2025	*	35:34	7-13	.538	2-3	.667	3-4	.750	0	8	8	5.2	3	1	5	9	0	19	13.6
Totals			9 185:35	49-91	.538	3-11	.273	21-29	.724	8	39	47	5.2	16	13	21	26	5	122	13.6

Player Averages

Games Played	Minutes/ game	Points/ game	FG Pct	3FG Pct	FT Pct	Rebounds/ game	Assists/ game	Turnovers/ game	Assist/Turnover ratio	Steals/ game	Blocks/ game
9	20.6	13.6	53.8	27.3	72.4	5.2	1.4	2.3	0.6	0.6	2.9

Notes

2025-26 Notes - Had season-high 21 pts and 10 rbs in win over Ball State for second career double-double...had 20 points vs. UT Arlington...19.3 PPG in last 3 games...school record 9 blocks at WKU (most by MVC player since 2013)...7th in NCAA w/2.89 blocks/game...9th in NCAA with 26 total blocks...MVC stat rankings include: Scoring - 10th - 13.56/gm, rebounding - 19th - 5.2/gm, FG% - 10th - 53.8%, blocked shots - 1st - 2.89/gm...defensive rbs - 6th - 4.33/gm.

2024-25 Notes - 2025 MVC Defensive Player of the Year...1.91 blocks was 2nd in the MVC and 27th in NCAA; total of 61 blocks was 2nd in MVC and 31st nationally...averaged 9.2 PPG and 4.3 RPG.

CAREER STATISTICS

TURNBULL, Connor

SEASON	TEAM	GP-GS	MIN/AVG	Field Goals		3-Point		F-Throws		Rebounds				Scoring						
				FG-FGA	FG%	3FG-3FGA	3FG%	FT-FTA	FT%	OFF	DEF	TOT	AVG	PF-FO	A	TO	BLK	STL	PTS	AVG
2022-23	Butler	22-0	121/5.5	15-34	.441	8-17	.471	5-8	.625	2	14	16	0.7	18-0	3	11	15	0	43	2.0
2023-24	Butler	9-0	105/11.7	14-27	.519	6-14	.429	3-3	1.000	4	16	20	2.2	10-0	2	3	16	5	37	4.1
2024-25	Evans	32-20	702/21.9	119-222	.536	12-48	.250	43-61	.705	40	98	138	4.3	80-2	48	41	61	14	293	9.2
2025-26	Evans	9-9	186/20.6	49-91	.538	3-11	.273	21-29	.724	8	39	47	5.2	16-0	13	21	26	5	122	13.6
TOTAL FOR Evans		41-29	887/21.6	168-313	.537	15-59	.254	64-90	.711	48	137	185	4.5	96-2	61	62	87	19	415	10.1
TOTAL		72-29	1113/15.5	197-374	.527	29-90	.322	72-101	.713	54	167	221	3.1	124-2	66	76	118	24	495	6.9

Season/Career Highs

SEASON HIGHS

Points: _____ 21 (12/3/25 vs. Ball State)
FG: _____ 9 (Multiple)
FGA: _____ 17 (11/24/25 vs. Charleston)
3-Pt FG: _____ 2 (12/6/25 at Western Kentucky)
3-Pt FGA: _____ 3 (Multiple)
FT: _____ 4 (Multiple)
FTA: _____ 6 (Multiple)
Rebounds: _____ 10 (12/3/25 vs. Ball State)
Assists: _____ 3 (Multiple)
Steals: _____ 3 (11/7/25 vs. Calumet)
Blocked Shots: _____ 9 (12/6/25 at Western Kentucky)%
Minutes Played: 35:34 (12/6/25 at Western Kentucky)

CAREER HIGHS

Points: _____ 27 (2/16/25 vs. Valparaiso)
FG: _____ 12 (2/16/25 vs. Valparaiso)
FGA: _____ 17 (11/24/25 vs. Charleston)
3-Pt FG: _____ 2 (Multiple)\$
3-Pt FGA: _____ 4 (12/3/24 at Murray State)
FT: _____ 6 (2/8/25 vs. Bradley)
FTA: _____ 9 (2/8/25 vs. Bradley)
Rebounds: _____ 13 (2/8/25 vs. Bradley)
Assists: _____ 4 (Multiple)
Steals: _____ 3 (11/7/25 vs. Calumet)
Blocked Shots: _____ 9 (12/6/25 at Western Kentucky)%
Minutes Played: 35:34 (12/6/25 at Western Kentucky)

\$ - mark came while playing at Butler

% - UE program single game record

Last 5 Games

Points per game	13.6
FG%:	51.9%
3FG%:	33.3%
Free Throw %	73.3%
Rebound Per Game	5.8
Assists	6
Turnovers	14
Blocked Shots	19
Steals	1
Minutes Per Game	22.1



2025-26 Evansville Men's Basketball



23 AJ Casey

Forward - 6-9 - Senior
Chicago, Ill./Miami/Saint Louis

GAME-BY-GAME STATISTICS

#23 CASEY, AJ

Opponent	Date	GS	MIN	Total		3-Pointers		Free throws		Rebounds				PF	A	TO	BLK	STL	PTS	AVG	
				FG-FGA	PCT	3FG-3FGA	PCT	FT-FTA	PCT	OFF	DEF	TOT	AVG								
at Purdue	11/04/2025	*	28:45	6-13	.462	0-3	.000	2-2	1.000	4	5	9	9.0	1	2	2	0	0	14	14.0	
Calumet Col.	11/07/2025		19:22	1-5	.200	0-1	.000	2-2	1.000	2	4	6	7.5	0	1	1	0	2	4	9.0	
Oakland City	11/09/2025		27:17	4-7	.571	1-1	1.000	1-2	.500	2	2	4	6.3	0	1	0	1	2	10	9.3	
Middle Tenn.	11/12/2025	*	36:42	4-9	.444	0-0	.000	4-5	.800	1	5	6	6.3	5	2	2	0	2	12	10.0	
UT Arlington	11/18/2025	*	14:13	0-0	.000	0-0	.000	2-2	1.000	1	0	1	5.2	4	1	1	2	1	2	8.4	
vs Oregon St.	11/21/2025		26:21	1-4	.250	0-1	.000	4-4	1.000	3	3	6	5.3	3	0	1	0	1	6	8.0	
vs Akron	11/23/2025		29:24	4-6	.667	0-1	.000	5-7	.714	5	3	8	5.7	4	2	1	0	1	13	8.7	
vs Col. of Charleston	11/24/2025		22:04	0-1	.000	0-1	.000	2-2	1.000	0	3	3	5.4	2	1	1	0	0	2	7.9	
Ball St.	12/03/2025		26:31	3-7	.429	0-1	.000	3-5	.600	4	7	11	6.0	0	1	4	1	1	9	8.0	
at Western Ky.	12/06/2025		28:51	2-6	.333	1-2	.500	2-4	.500	4	2	6	6.0	3	3	1	1	3	7	7.9	
Totals			3	259:30	25-58	.431	2-11	.182	27-35	.771	26	34	60	6.0	22	14	14	5	13	79	7.9

Player Averages

Games Played	Minutes/game	Points/game	FG Pct	3FG Pct	FT Pct	Rebounds/game	Assists/game	Turnovers/game	Assist/Turnover ratio	Steals/game	Blocks/game
10	26.0	7.9	43.1	18.2	77.1	6.0	1.4	1.4	1.0	1.3	0.5

Season/Career Highs

SEASON HIGHS

Points: _____ 14 (11/4/25 at Purdue)
FG: _____ 6 (11/4/25 at Purdue)
FGA: _____ 13 (11/4/25 at Purdue)
3-Pt FG: _____ 1 (11/9/25 vs. Oakland City)
3-Pt FGA: _____ 3 (11/4/25 at Purdue)
FT: _____ 5 (11/23/25 vs. Akron)
FTA: _____ 7 (11/23/25 vs. Akron)
Rebounds: _____ 11 (12/3/25 vs. Ball State)
Assists: _____ 3 (12/6/25 at Western Kentucky)
Steals: _____ 3 (12/6/25 at Western Kentucky)
Blocked Shots: _____ 2 (11/18/25 vs. UT Arlington)
Minutes Played: _____ 36:42 (11/12/25 vs. MTSU)

CAREER HIGHS

Points: _____ 14 (11/4/25 at Purdue)
FG: _____ 6 (11/4/25 at Purdue)
FGA: _____ 13 (11/4/25 at Purdue)
3-Pt FG: _____ 1 (Multiple)
3-Pt FGA: _____ 2 (Multiple) #
FT: _____ 5 (11/23/25 vs. Akron)
FTA: _____ 7 (11/23/25 vs. Akron)
Rebounds: _____ 11 (12/3/25 vs. Ball State)
Assists: _____ 3 (12/6/25 at Western Kentucky)
Steals: _____ 3 (12/6/25 at Western Kentucky)
Blocked Shots: _____ 2 (Multiple)
Minutes Played: _____ 36:42 (11/12/25 vs. MTSU)

- high came while playing at Univ. of Miami

Notes

2025-26 Notes - Set career marks in multiple stats including points (14), FG (6), and FGA (13) at #1 Purdue...scored 12 pts vs. MTSU... had career-high 11 rebounds vs. Ball State...MVC stat rankings include: rebounds - T-8th - 6.00/gm, free throw percentage - 10th - 77.1%, offensive rebounds - 4th - 2.60/gm...averaging 3.20 offensive boards/game in last five.

Prior to UE - Member of the 2023 Miami Hurricanes Final Four team...consensus 4-star recruit out of Whitney M. Young Magnet HS in Chicago...ranked as the nation's No. 60 recruit in ESPN's Top 100 rankings in 2022.

Last 5 Games

Points per game	7.4
FG%:	41.7%
3FG%:	16.7%
Free Throw %	72.7%
Rebound Per Game	6.8
Assists	7
Turnovers	8
Blocked Shots	2
Steals	6
Minutes Per Game	26.6

CAREER STATISTICS

CASEY, Aj

SEASON	TEAM	GP-GS	MIN/AVG	Field Goals		3-Point		F-Throws		Rebounds				Scoring						
				FG-FGA	FG%	3FG-3FGA	3FG%	FT-FTA	FT%	OFF	DEF	TOT	AVG	PF-FO	A	TO	BLK	STL	PTS	AVG
2022-23	UM	29-0	186/6.4	9-27	.333	1-10	.100	8-12	.667	11	19	30	1.0	21-0	5	4	6	1	27	0.9
2023-24	UM	24-0	228/9.5	18-46	.391	0-12	.000	10-17	.588	16	32	48	2.0	13-0	8	5	6	3	46	1.9
2024-25	SLU	3-0	21/7.1	2-2	1.000	1-1	1.000	0-0	.000	1	4	5	1.7	2-0	0	3	2	0	5	1.7
2025-26	Evans	10-3	260/26.0	25-58	.431	2-11	.182	27-35	.771	26	34	60	6.0	22-1	14	14	5	13	79	7.9
TOTAL FOR Evans		10-3	260/26.0	25-58	.431	2-11	.182	27-35	.771	26	34	60	6.0	22-1	14	14	5	13	79	7.9
TOTAL		66-3	694/10.5	54-133	.406	4-34	.118	45-64	.703	54	89	143	2.2	58-1	27	26	19	17	157	2.4

#FOR THE *Aces*



2025-26 Evansville Men's Basketball



32 Dakota Candler

Forward - 6-5 - Junior

Vincennes, Ind./South Knox HS

GAME-BY-GAME STATISTICS

Notes

2025-26 Notes - Has not played

2024-25 Notes - On the floor for 4:28 against Brescia...scored two points while adding an assist...played final minute against Green Bay...recorded two points at Ball State.

Season/Career Highs

SEASON HIGHS

Points: _____
FG: _____
FGA: _____
3-Pt FG: _____
3-Pt FGA: _____
FT: _____
FTA: _____
Rebounds: _____
Assists: _____
Steals: _____
Blocked Shots: _____
Minutes Played: _____

CAREER HIGHS

Points: _____ 2 (Multiple)
FG: _____ 1 (Multiple)
FGA: _____ 2 (11/9/23 vs. UHSP)
3-Pt FG: _____
3-Pt FGA: _____
FT: _____
FTA: _____
Rebounds: _____ 4 (11/9/23 vs. UHSP)
Assists: _____ 1 (2x)
Steals: _____ 1 (11/9/23 vs. UHSP)
Blocked Shots: _____
Minutes Played: _____ 9:59 (11/9/23 vs. UHSP)

Last 5 Games

Points per game _____
FG%: _____
3FG%: _____
Free Throw % _____
Rebound Per Game _____
Assists _____
Turnovers _____
Blocked Shots _____
Steals _____
Minutes Per Game _____


CAREER STATISTICS

CANDLER, Dakota

SEASON	TEAM	GP-GS	MIN/AVG	Field Goals		3-Point		F-Throws		Rebounds				Scoring			
				FG-FGA	FG%	3FG-3FGA	3FG%	FT-FTA	FT%	OFF	DEF	TOT	AVG	PF-FO	A	TO	BLK
2023-24	Evans	5-0	18/3.6	1-2	.500	0-0	.000	1-2	.500	1	6	7	1.4	0-0	1	2	0
2024-25	Evans	3-0	7/2.4	2-2	1.000	0-0	.000	0-0	.000	1	1	2	0.7	1-0	1	2	0
TOTAL		8-0	25/3.2	3-4	.750	0-0	.000	1-2	.500	2	7	9	1.1	1-0	2	4	0



2025-26 Evansville Men's Basketball



33 Aaron Gutman

Guard - 6-7 - Freshman

Walton, Ky./Walton-Verona HS

GAME-BY-GAME STATISTICS

Notes

2025-26 Notes - Redshirting in 2025-26

Prior to UE - Finished his career at Walton-Verona HS as the top scorer in school history...his 2,050 points broke a record that stood since 1958...Co-KABC Player of the Year in the 8th Region of Kentucky as a senior while garnering 8th Region All-Region and 8th Region All-Tournament accolades...completed senior campaign with 23.3 PPG over 34 contests while shooting 49.8% from the field.

Season/Career Highs

SEASON HIGHS

Points: _____
FG: _____
FGA: _____
3-Pt FG: _____
3-Pt FGA: _____
FT: _____
FTA: _____
Rebounds: _____
Assists: _____
Steals: _____
Blocked Shots: _____
Minutes Played: _____

CAREER HIGHS

Points: _____
FG: _____
FGA: _____
3-Pt FG: _____
3-Pt FGA: _____
FT: _____
FTA: _____
Rebounds: _____
Assists: _____
Steals: _____
Blocked Shots: _____
Minutes Played: _____

Last 5 Games

Points per game _____
FG%: _____
3FG%: _____
Free Throw % _____
Rebound Per Game _____
Assists _____
Turnovers _____
Blocked Shots _____
Steals _____
Minutes Per Game _____

CAREER STATISTICS



2025-26 Evansville Men's Basketball



40 Weston Aigner

Guard - 6-3 - Junior

Newburgh, Ind./Castle HS

GAME-BY-GAME STATISTICS

#40 AIGNER, Weston

Opponent	Date	GS	MIN	Total		3-Pointers		Free throws		Rebounds				PF	A	TO	BLK	STL	PTS	AVG
				FG-FGA	PCT	3FG-3FGA	PCT	FT-FTA	PCT	OFF	DEF	TOT	AVG							
Calumet Col.	11/07/2025		06:36	0-2	.000	0-0	.000	0-0	.000	1	0	1	1.0	1	1	1	0	0	0	0.0
Oakland City	11/09/2025		03:45	0-1	.000	0-1	.000	0-0	.000	0	0	0	0.0	0	0	0	0	1	0	0.0
vs Akron	11/23/2025		02:20	0-0	.000	0-0	.000	0-0	.000	0	0	0	0.0	0	0	0	0	0	0	0.0
vs Col. of Charleston	11/24/2025		01:20	0-0	.000	0-0	.000	0-0	.000	0	0	0	0.0	0	0	0	0	0	0	0.0
Totals		0	14:01	0-3	.000	0-1	.000	0-0	.000	1	0	1	0.3	1	1	2	0	1	0	0.0

Player Averages

Games Played	Minutes/game	Points/game	FG Pct	3FG Pct	FT Pct	Rebounds/game	Assists/game	Turnovers/game	Assist/Turnover ratio	Steals/game	Blocks/game
4	3.5	0.0	0.0	0.0	0.0	0.3	0.3	0.5	0.5	0.3	0.0

Season/Career Highs

SEASON HIGHS

Points: _____
FG: _____
FGA: _____ 2 (11/7/25 vs. Calumet)
3-Pt FG: _____
3-Pt FGA: _____ 1 (11/9/25 vs. Oakland City)
FT: _____
FTA: _____
Rebounds: _____ 1 (11/7/25 vs. Calumet)
Assists: _____ 1 (11/7/25 vs. Calumet)
Steals: _____ 1 (11/9/25 vs. Oakland City)
Blocked Shots: _____
Minutes Played: _____ 6:36 (11/7/25 vs. Calumet)

CAREER HIGHS

Points: _____ 6 (11/9/23 vs. UHSP)
FG: _____ 3 (11/9/23 vs. UHSP)
FGA: _____ 7 (11/9/23 vs. UHSP)
3-Pt FG: _____
3-Pt FGA: _____ 2 (2x)
FT: _____ 1 (2x)
FTA: _____ 2 (2x)
Rebounds: _____ 3 (11/9/23 vs. UHSP)
Assists: _____ 1 (Multiple)
Steals: _____ 2 (11/9/23 vs. UHSP)
Blocked Shots: _____
Minutes Played: _____ 13:51 (12/21/24 at Ball State)

Notes

2025-26 Notes - Made season debut against Calumet...recorded a steal versus Oakland City.

2024-25 Notes - Recorded 5 pts on 2-4 shooting vs. Brescia...played 4:28 in the contest while picking up a rebound...saw just over a minute of action at Ohio State...played career-high 13:51 at Ball State while picking up first career assist and a steal.

Last 5 Games

Points per game _____ 0.0
FG%: _____ -
3FG%: _____ -
Free Throw % _____ -
Rebound Per Game _____ -
Assists _____ -
Turnovers _____ 1
Blocked Shots _____ -
Steals _____ -
Minutes Per Game _____ 1.8

CAREER STATISTICS

AIGNER, Weston

SEASON	TEAM	GP-GS	MIN/AVG	Field Goals		3-Point		F-Throws		Rebounds				Scoring						
				FG-FGA	FG%	3FG-3FGA	3FG%	FT-FTA	FT%	OFF	DEF	TOT	AVG	PP-FO	A	TO	BLK	STL	PTS	AVG
2023-24	Evans	8-0	29/3.6	4-12	.333	0-3	.000	0-0	.000	1	5	6	0.8	0-0	0	2	0	2	8	1.0
2024-25	Evans	4-0	21/5.3	3-8	.375	0-3	.000	3-6	.500	2	1	3	0.8	4-0	1	1	0	1	9	2.3
2025-26	Evans	4-0	14/3.5	0-3	.000	0-1	.000	0-0	.000	1	0	1	0.3	1-0	1	2	0	1	0	0.0
TOTAL		16-0	64/4.0	7-23	.304	0-7	.000	3-6	.500	4	6	10	0.6	5-0	2	5	0	4	17	1.1

#FOR THE *Aces*



2025-26 Evansville Men's Basketball



45 Trent Hundley

Forward - 6-6 - Senior

Mt. Orab, Ohio/Rio Grande

GAME-BY-GAME STATISTICS

#45 HUNDLEY, Trent

Opponent	Date	GS	MIN	Total		3-Pointers		Free throws		Rebounds				PF	A	TO	BLK	STL	PTS	AVG
				FG-FGA	PCT	3FG-3FGA	PCT	FT-FTA	PCT	OFF	DEF	TOT	AVG							
at Purdue	11/04/2025		16:48	3-8	.375	3-8	.375	0-0	.000	0	1	1	1.0	2	1	0	0	0	9	9.0
Calumet Col.	11/07/2025		16:26	3-4	.750	2-3	.667	1-1	1.000	0	2	2	1.5	1	1	0	0	1	9	9.0
Oakland City	11/09/2025		16:01	3-4	.750	1-2	.500	2-2	1.000	0	6	6	3.0	3	0	0	0	0	9	9.0
Middle Tenn.	11/12/2025		05:02	0-2	.000	0-2	.000	0-0	.000	0	0	0	2.3	1	0	0	0	1	0	6.8
UT Arlington	11/18/2025		03:59	0-1	.000	0-0	.000	0-0	.000	0	0	0	1.8	0	0	0	0	0	0	5.4
vs Oregon St.	11/21/2025		17:43	1-2	.500	1-1	1.000	0-0	.000	0	0	0	1.5	3	1	0	0	1	3	5.0
vs Akron	11/23/2025		08:36	0-1	.000	0-1	.000	2-3	.667	0	0	0	1.3	0	0	0	0	0	2	4.6
vs Col. of Charleston	11/24/2025		24:58	2-5	.400	1-3	.333	0-0	.000	0	3	3	1.5	1	2	0	0	0	5	4.6
Ball St.	12/03/2025		24:55	3-9	.333	3-9	.333	0-0	.000	0	0	0	1.3	1	1	0	1	0	9	5.1
at Western Ky.	12/06/2025		05:46	1-2	.500	1-2	.500	0-0	.000	0	1	1	1.3	0	0	0	0	0	3	4.9
Totals		0	140:14	16-38	.421	12-31	.387	5-6	.833	0	13	13	1.3	12	6	0	1	3	49	4.9

Player Averages

Games Played	Minutes/game	Points/game	FG Pct	3FG Pct	FT Pct	Rebounds/game	Assists/game	Turnovers/game	Assist/Turnover ratio	Steals/game	Blocks/game
10	14.0	4.9	42.1	38.7	83.3	1.3	0.6	0.0	6.0	0.3	0.1

Season/Career Highs

SEASON HIGHS

Points: _____ 9 (Multiple)
FG: _____ 3 (Multiple)
FGA: _____ 9 (12/3/25 vs. Ball State)
3-Pt FG: _____ 3 (Multiple)
3-Pt FGA: _____ 9 (12/3/25 vs. Ball State)
FT: _____ 2 (11/9/25 vs. Oakland City)
FTA: _____ 2 (11/9/25 vs. Oakland City)
Rebounds: _____ 6 (11/9/25 vs. Oakland City)
Assists: _____ 2 (11/24/25 vs. Charleston)
Steals: _____ 1 (11/7/25 vs. Calumet)
Blocked Shots: _____ 1 (12/3/25 vs. Ball State)
Minutes Played: _____ 24:58 (11/24/25 vs. Charleston)

CAREER HIGHS

Points: _____ 30 (Multiple)\$
FG: _____ 11 (1/13/24 vs. Indiana Southeast)\$
FGA: _____ 21 (1/13/24 vs. Indiana Southeast)\$
3-Pt FG: _____ 4 (Multiple)\$
3-Pt FGA: _____ 8 (Multiple)\$
FT: _____ 11 (Multiple)\$
FTA: _____ 16 (1/20/24 vs. Oakland City)\$
Rebounds: _____ 10 (10/31/23 vs. Ohio U.-Lancaster)\$
Assists: _____ 5 (Multiple)\$
Steals: _____ 4 (11/26/22 vs. Miami Univ.-Hamilton)\$
Blocked Shots: _____ 5 (2/22/23 vs. Indiana Southeast)\$
Minutes Played: _____ 39 (2/17/24 vs. WVU Tech)\$

\$ - mark came while playing at Rio Grande

Notes

2025-26 Notes - Scored nine points at top-ranked Purdue in season opener going 3-of-8 from outside...it was his top game in his time at UE...had 9 points in first three games...added 9 pts in win over Ball State...UE is 3-1 when he scores 9 pts...has a triple in four of the last five games.

2024-25 Notes - Saw 3:46 of action at North Texas and posted a rebound...recorded 6 points on 2-4 3pt vs. Brescia...played 2:12 at Ohio State...hit a triple in win over Campbell and road game at UTA...shooting 41.7% from outside...hit a 3-pointer against Drake.

Last 5 Games

Points per game	4.4
FG%:	36.8%
3FG%:	37.5%
Free Throw %	66.7%
Rebound Per Game	0.8
Assists	4
Turnovers	-
Blocked Shots	1
Steals	1
Minutes Per Game	16.4

CAREER STATISTICS

HUNDLEY, Trent

SEASON	TEAM	GP-GS	MIN/AVG	Field Goals		3-Point		F-Throws		Rebounds				Scoring						
				FG-FGA	FG%	3FG-3FGA	3FG%	FT-FTA	FT%	OFF	DEF	TOT	AVG	PF-FO	A	TO	BLK	STL	PTS	AVG
2024-25	Evans	15-0	84/5.6	6-14	.429	5-13	.385	0-0	.000	1	9	10	0.7	13-0	4	1	0	0	17	1.1
2025-26	Evans	10-0	140/14.0	16-38	.421	12-31	.387	5-6	.833	0	13	13	1.3	12-0	6	0	1	3	49	4.9
TOTAL		25-0	224/9.0	22-52	.423	17-44	.386	5-6	.833	1	22	23	0.9	25-0	10	1	1	3	66	2.6

#FOR THE *Aces*



UE vs. Henderson State - Oct. 25, 2025
Ford Center | Evansville, Ind.





2025-26 Evansville Men's Basketball

4

UE vs. Middle Tennessee - Nov. 12, 2025 Ford Center | Evansville, Ind.



Official Basketball Box Score - Final
Middle Tenn. at Evansville
11/12/25 Ford Center, Evansville
2025-26 Men's Basketball

Game Time: 7:00 PM
Game Duration: 2:12
Attendance: 1,122

Officials: Rick Crawford, Andrew Petty, Tommy Johnson

Record: 1-0

NO.	Name	Min	FG	3P	FT	Rebounds	Fouls	TP	AS	TO	ST	Blocks	BS	BA	+/-
10	Tony Alston	F 21:37	3-6	0-1	0-2	2	4	6	4	5	6	1	0	0	-2
13	Chris Loele	F 25:02	3-6	0-2	0-0	1	2	3	4	0	6	2	3	0	1
22	Kamari Lands	F 38:03	6-14	3-8	8-10	0	4	4	2	8	23	3	2	2	0
11	Tre Green	G 22:05	1-3	1-3	0-0	2	1	3	2	0	3	0	0	1	0
55	Sean Smith	G 23:36	8-13	1-3	0-1	2	0	2	2	17	0	2	0	0	1
6	Jarred Hall	G 14:58	2-3	0-1	0-0	0	2	2	2	0	4	1	2	1	0
2	Jahvin Carter	26:53	7-15	2-7	2-4	1	3	4	2	18	2	2	2	0	6
0	Alec Oglesby	15:58	0-1	0-1	0-0	0	2	2	2	0	0	0	1	0	5
23	James Dent Jr.	11:48	0-0	0-0	0-0	1	5	6	2	1	0	2	0	0	3
Team			30-61			7-25	10-17	9	26	35	24	18	77	11	11
Totals			30-61			7-25	10-17	9	26	35	24	18	77	11	11

Shooting By Period
1st FG% 14-31 45.2%
3PT% 5-17 29.4%
FT% 8-10 80.0%
2nd FG% 16-30 53.3%
3PT% 2-9 22.2%
FT% 7-14 50.0%
GM FG% 30-61 49.3%
3PT% 7-26 26.9%
FT% 10-17 58.8%
Dead Ball Rebounds: 4, 1

Major Fouls: NONE

Record: 0-1

NO.	Name	Min	FG	3P	FT	Rebounds	Fouls	TP	AS	TO	ST	Blocks	BS	BA	+/-
11	Joshua Hughes	F 29:40	5-6	2-3	0-0	2	5	7	4	0	12	3	0	0	0
22	Connor Turnbull	F 22:17	6-9	0-0	4-4	2	1	3	4	5	16	2	2	0	1
23	AJ Casey	F 36:42	4-9	0-0	4-5	1	5	6	5	6	12	2	2	2	0
6	Leif Moeller	G 33:33	1-6	1-4	1-2	0	2	1	2	4	5	4	0	0	-7
12	Alex Hemmenway	G 17:30	0-4	0-3	0-0	0	0	0	1	1	0	0	2	0	0
0	Byron Quinet	30:09	4-9	0-1	6-9	0	4	4	1	16	14	1	1	3	0
1	Keishon Porter	25:07	6-9	0-1	2-4	0	6	6	1	14	0	1	1	1	0
45	Trent Hundley	05:02	0-2	0-2	0-0	0	0	0	1	0	0	0	0	1	0
Team			1			2	3	0	0	0	0	0	0	0	0
Totals			28-54			3-14	17-24	6	25	31	18	24	72	13	12

Shooting By Period
1st FG% 10-23 43.5%
3PT% 1-7 14.3%
FT% 3-6 50.0%
2nd FG% 14-26 53.8%
3PT% 2-7 28.6%
FT% 14-18 77.8%
GM FG% 28-54 51.9%
3PT% 3-14 21.4%
FT% 17-24 70.8%
Dead Ball Rebounds: 2, 0

Major Fouls: NONE

	MTSU	UE	Points from	MTSU	UE	Period by Period Scoring				
Biggest lead	22 (2 nd 9:56)	2 (1 st 15:23)	Turnovers	10	15	MTSU	1st	2nd	TOT	
Best Scoring Run	10 (2 nd 17:26)	8 (2 nd 1:05)	Paint	34	44		UE	28	44	72
Lead Changes	6		Second Chance	5	6					
Times Tied	4		Fast Breaks	7	9					
Time with Lead	35:52	01:30	Bench	22	28					

5

UE vs. UT Arlington - Nov. 18, 2025 Ford Center | Evansville, Ind.



Official Basketball Box Score - Final
UT Arlington at Evansville
11/18/25 Ford Center, Evansville
2025-26 Men's Basketball

Game Time: 7:00 PM
Game Duration: 2:03
Attendance: 4,312

Officials: Ervin Wilson, Randy Hemmen, Ed Crenshaw

Record: 1-0

NO.	Name	Min	FG	3P	FT	Rebounds	Fouls	TP	AS	TO	ST	Blocks	BS	BA	+/-
2	Raysean Seasmaster	F 28:35	6-13	2-4	1-1	4	5	9	3	3	19	4	4	1	0
34	Cameron Jackson	F 23:14	2-2	0-0	2-2	1	2	3	4	4	6	1	1	1	0
1	Casimir Chavis	G 21:54	2-4	0-0	5-6	0	0	0	4	9	3	3	0	0	1
8	Bahel Laster	G 08:37	1-1	0-0	3-3	0	1	1	1	3	2	0	2	0	-2
42	Marcel McCreary	G 30:33	1-6	0-2	5-6	0	1	1	1	4	7	2	1	0	1
5	Miles Goodman	G 00:36	0-0	0-0	0-0	0	0	0	1	0	0	0	0	0	-3
33	Amari Reed	14:43	2-2	0-0	2-2	2	0	2	1	1	6	0	1	0	0
4	Marcus Figsby Jr.	16:20	2-3	2-3	0-0	1	2	3	4	1	6	0	1	0	0
0	Jordan Lowery	14:04	1-2	1-2	0-0	0	2	2	2	0	3	4	2	0	0
11	Jayden Smoot	19:56	1-2	1-2	1-3	4	1	2	4	1	4	0	1	0	12
3	Tyran Mason	21:58	8-10	3-4	0-2	0	4	4	1	2	13	1	4	3	0
Team			0			2	5	6	0	0	0	0	0	0	0
Totals			28-45			8-16	20-24	10	25	35	25	21	84	15	21

Shooting By Period
1st FG% 12-20 60.0%
3PT% 4-9 44.4%
FT% 7-7 100%
2nd FG% 16-25 64.0%
3PT% 4-7 57.1%
FT% 13-17 76.5%
GM FG% 28-45 62.2%
3PT% 8-16 50.0%
FT% 20-24 83.3%
Dead Ball Rebounds: 3, 6

Major Fouls: NONE

Record: 0-1

NO.	Name	Min	FG	3P	FT	Rebounds	Fouls	TP	AS	TO	ST	Blocks	BS	BA	+/-
11	Joshua Hughes	F 35:23	2-6	1-1	6-7	3	1	4	2	5	11	2	1	1	1
22	Connor Turnbull	F 21:46	8-15	0-1	2-4	2	3	5	3	4	20	6	3	1	0
23	AJ Casey	F 14:13	0-0	0-0	2-2	1	0	1	1	4	2	1	1	2	0
6	Leif Moeller	G 37:48	3-11	1-6	2-2	0	0	0	0	3	9	6	2	0	-7
12	Alex Hemmenway	G 32:33	3-5	2-4	0-0	0	3	3	5	2	8	0	1	0	0
1	Keishon Porter	27:07	4-9	1-4	9-13	0	0	0	5	7	18	3	2	4	0
2	James Dyson-Merwe	10:01	2-2	0-0	0-0	1	0	1	0	1	0	4	0	0	-6
0	Byron Quinet	17:10	1-3	1-3	1-3	0	0	0	0	1	3	4	2	2	0
45	Trent Hundley	03:58	0-1	0-0	0-0	0	0	0	0	0	0	0	0	0	-12
Team			0			2	1	3	0	0	0	0	0	0	0
Totals			34-52			8-19	22-31	9	8	17	21	25	76	14	12

Shooting By Period
1st FG% 10-26 38.5%
3PT% 4-11 36.4%
FT% 10-13 76.9%
2nd FG% 14-26 53.8%
3PT% 2-8 25.0%
FT% 12-18 66.7%
GM FG% 24-52 46.2%
3PT% 6-19 31.6%
FT% 22-31 71.0%
Dead Ball Rebounds: 3, 0

Major Fouls: NONE

	UTA	UE	Points from	UTA	UE	Period by Period Scoring			
Biggest lead	15 (2 nd 6:31)	7 (1 st 13:23)	Turnovers	14	18		1st	2nd	TOT
Best Scoring Run	10 (2 nd 6:31)	9 (1 st 15:09)	Paint	38	34	UTA	35	49	84
Lead Changes	14		Second Chance	13	18				
Times Tied	5		Fast Breaks	10	13	UE	34	42	76
Time with Lead	27:05	10:42	Bench	38	26				

6

UE vs. Oregon State - Nov. 21, 2025 US Virgin Islands



Official Basketball Box Score - Final
Evansville at Oregon St.
11/21/25 Edgemoor Blaine Sports and Fitness Center, Charlotte Amalie West
2025-26 Men's Basketball

Game Time: 2:30 PM
Game Duration: 2:09
Attendance: 1,012

Officials: Tony Crisp, Joe Seitzer, Scott Bennett

Record: 3-3

NO.	Name	Min	FG	3P	FT	Rebounds	Fouls	TP	AS	TO	ST	Blocks	BS	BA	+/-
11	Joshua Hughes	F 35:19	4-10	2-4	6-9	6	6	12	2	5	16	2	1	0	-6
22	Connor Turnbull	F 18:20	4-8	0-1	2-2	1	1	2	1	10	0	2	1	2	0
1	Keishon Porter	G 02:22	1-1	0-0	5-6	2	4	5	3	7	1	3	1	0	-10
6	Leif Moeller	G 33:12	4-8	2-3	4-6	0	1	1	1	5	14	1	1	0	-1
12	Alex Hemmenway	G 17:47	1-6	0-4	0-0	0	3	3	2	1	2	0	0	0	-14
0	Byron Quinet	22:39	4-9	0-3	7-8	0	4	4	1	5	15	3	4	2	0
9	AJ Casey	26:21	1-4	0-1	4-4	3	6	3	2	6	0	1	1	0	12
45	Trent Hundley	17:43	1-2	1-1	0-0	0	0	0	0	3	0	1	0	1	0
9	Kaia Berridge	05:17	0-2	0-1	0-0	0	1	1	1	3	1	0	0	0	-4
Team			0			1	1	0	0	0	0	0	0	0	0
Totals			30-50			5-18	28-35	14	22	34	21	24	73	8	12

Shooting By Period
1st FG% 10-25 40.0%
3PT% 2-10 20.0%
FT% 8-9 88.9%
2nd FG% 10-25 40.0%
3PT% 3-8 37.5%
FT% 20-26 76.9%
GM FG% 20-50 40.0%
3PT% 5-18 27.8%
FT% 28-35 80.0%
Dead Ball Rebounds: 4, 0

Major Fouls: NONE

Record: 3-3

NO.	Name	Min	FG	3P	FT	Rebounds	Fouls	TP	AS	TO	ST	Blocks	BS	BA	+/-
13	Isaiah Sy	F 32:04	2-9	1-5	4-4	2	2	4	3	4	9	5	1	2	0
24	Johan Munch	F 36:41	2-6	0-1	2-2	2	2	4	2	4	6	1	1	2	0
40	Noah Amenhauser	G 20:56	6-9	0-0	5-7	4	1	5	4	5	17	0	2	0	1
0	Dez White	G 32:11	2-10	1-6	4-4	1	1	3	4	2	9	0	0	2	-3
2	Joshua Lake II	G 38:15	6-9	0-2	4-6	0	4	4	3	4	18	3	4	1	0
3	Olavi Suleala	15:39	0-1	0-0	0-0	2	2	2	1	0	0	0	2	2	0
37	Malcolm Christie	16:11	3-6	3-5	0-0	1	1	2	2	0	9	1	0	0	-9
26	Mattias Samer	09:39	1-4	1-2	0-0	2	2	4	0	0	3	1	1	0	1
31	Jorge Diaz Graham	05:27	0-3	0-3	0-0	0	0	0	0	0	0	1	1	0	-15
12	Stephen Olowoniji	02:58	0-2	0-0	0-0	1	0	1	0	1	0	0	0	0	-5
Team			1			3	4	0	0	0	0	0	0	0	0
Totals			32-59			6-25	19-23	14	20	34	24	21	69	12	13



2025-26 Evansville Men's Basketball

8

UE vs. Charleston - Nov. 24, 2025
US Virgin Islands



Col. of Charleston Box Score - Final
Col. of Charleston at Evansville
11/24/25 Bridge View Ball Sports and Fitness Center, Charlotte Amalie West
2025-26 Men's Basketball

Game Time: 6:30 PM
Game Duration: 1:20

Officials: Joe Switzer, Scott Bennett, Andrew Barkdale

Col. of Charleston - 78												
Record: 4-4												
NO.	Name	Min	FG	3P	FT	Rebounds	Fouls	TP	AS	TO	ST	Blocks
			M.A.	M.A.	M.A.	OR DR TOT	PF FD					B.S. BA +/-
11	Choi Machot	F 20:29	4-5	1-1	5-5	2 5 7	4 3	14	0	0	2	2 0 13
0	Jaxon Prunty	G 30:29	2-5	1-1	1-2	0 1 1	0 1	6	1	0	2	0 1 13
1	Chadly Porter	G 26:21	2-7	1-4	1-2	0 1 1	2 1	6	5	1	0	0 0 15
5	Martin Kalu	G 35:35	5-13	5-10	6-6	0 7 7	0 4	21	0	2	1	0 0 20
10	Connor Hickman	G 29:50	6-13	2-4	2-2	1 7 8	0 2	16	3	3	1	0 3 18
32	Christian Reeves	15:36	4-4	0-0	1-2	1 4 5	3 3	9	1	1	0	2 0 6
55	Bryce Baker	23:06	1-3	0-2	0-0	1 2 3	2 0	2	1	3	0	0 0 14
15	Will Mortimore	08:06	0-0	0-0	0-0	1 2 3	2 0	0	0	1	0	0 0 3
6	Chris Davis Jr	05:43	2-4	0-1	0-0	0 0 0	0 0	4	0	1	0	0 0 -2
4	Dyrdge Curcio	02:28	0-1	0-1	0-0	0 0 0	0 0	1	0	0	0	0 0 -2
23	Kendall Taylor	01:53	0-0	0-0	0-0	0 1 1	0 0	0	0	0	0	0 0 3
33	Joey Scarpitti	00:24	0-0	0-0	0-0	0 0 0	0 0	0	0	0	0	0 0 0
Team						2 4 6	0 1	0	0	0	0	0 0 0
Totals			26:55	10:24	16:21	8 34 42	14 14	78	11	12	7	4 4 19

Major Fouls: NONE

Evansville - 59												
Record: 3-5												
NO.	Name	Min	FG	3P	FT	Rebounds	Fouls	TP	AS	TO	ST	Blocks
			M.A.	M.A.	M.A.	OR DR TOT	PF FD					B.S. BA +/-
11	Joshua Hughes	F 15:16	1-2	0-0	0-0	0 0 0	5 0	2	0	1	0	0 0 -7
22	Connor Turnbull	F 22:20	7-17	1-3	3-6	0 8 8	1 5	18	2	2	0	3 2 -16
1	Keshon Porter	G 34:40	6-13	0-4	2-4	1 2 3	3 14	1	0	1	0	1 0 19
6	Leif Moeller	G 29:18	2-6	1-3	0-0	0 2 2	0 2 5	1	2	2	0	2 -6
12	Alex Hernimway	G 30:53	3-7	1-3	6-6	0 1 1	3 13	2	1	1	0	0 13
23	AJ Casey	22:04	0-1	0-1	2-2	0 3 3	2 1	2	1	1	0	0 0 -16
0	Bryce Quinet	13:29	0-4	0-2	0-0	0 0 0	1 0	0	1	0	0	0 0 -16
2	James Dyson-Merwe	04:16	0-0	0-0	0-0	0 0 0	1 0	0	0	3	0	0 0 -5
45	Trent Hundley	24:58	2-5	1-3	0-0	0 3 3	1 0	5	0	0	0	0 0 -8
9	Kaia Berridge	01:20	0-0	0-0	0-0	0 0 0	0 0	0	0	0	0	0 0 0
40	Weston Aigner	01:20	0-0	0-0	0-0	0 0 0	0 0	0	0	0	0	0 0 0
Team						1 3 4	0 0	0	0	0	0	0 0 0
Totals			21:55	4-19	13-18	2 22 24	15 14	59	10	13	4	4 19

Major Fouls: Hughes (TP) 2 1st 16:27

Points by Period												
Evansville - 59												
Record: 3-5												
NO.	Name	Min	FG	3P	FT	Rebounds	Fouls	TP	AS	TO	ST	Blocks
			M.A.	M.A.	M.A.	OR DR TOT	PF FD					B.S. BA +/-
11	Joshua Hughes	F 15:16	1-2	0-0	0-0	0 0 0	5 0	2	0	1	0	0 0 -7
22	Connor Turnbull	F 22:20	7-17	1-3	3-6	0 8 8	1 5	18	2	2	0	3 2 -16
1	Keshon Porter	G 34:40	6-13	0-4	2-4	1 2 3	3 14	1	0	1	0	1 0 19
6	Leif Moeller	G 29:18	2-6	1-3	0-0	0 2 2	0 2 5	1	2	2	0	2 -6
12	Alex Hernimway	G 30:53	3-7	1-3	6-6	0 1 1	3 13	2	1	1	0	0 13
23	AJ Casey	22:04	0-1	0-1	2-2	0 3 3	2 1	2	1	1	0	0 0 -16
0	Bryce Quinet	13:29	0-4	0-2	0-0	0 0 0	1 0	0	1	0	0	0 0 -16
2	James Dyson-Merwe	04:16	0-0	0-0	0-0	0 0 0	1 0	0	0	3	0	0 0 -5
45	Trent Hundley	24:58	2-5	1-3	0-0	0 3 3	1 0	5	0	0	0	0 0 -8
9	Kaia Berridge	01:20	0-0	0-0	0-0	0 0 0	0 0	0	0	0	0	0 0 0
40	Weston Aigner	01:20	0-0	0-0	0-0	0 0 0	0 0	0	0	0	0	0 0 0
Team						1 3 4	0 0	0	0	0	0	0 0 0
Totals			21:55	4-19	13-18	2 22 24	15 14	59	10	13	4	4 19

Major Fouls: Hughes (TP) 2 1st 16:27

Points by Period												
Evansville - 59												
Record: 3-5												
NO.	Name	Min	FG	3P	FT	Rebounds	Fouls	TP	AS	TO	ST	Blocks
			M.A.	M.A.	M.A.	OR DR TOT	PF FD					B.S. BA +/-
11	Joshua Hughes	F 15:16	1-2	0-0	0-0	0 0 0	5 0	2	0	1	0	0 0 -7
22	Connor Turnbull	F 22:20	7-17	1-3	3-6	0 8 8	1 5	18	2	2	0	3 2 -16
1	Keshon Porter	G 34:40	6-13	0-4	2-4	1 2 3	3 14	1	0	1	0	1 0 19
6	Leif Moeller	G 29:18	2-6	1-3	0-0	0 2 2	0 2 5	1	2	2	0	2 -6
12	Alex Hernimway	G 30:53	3-7	1-3	6-6	0 1 1	3 13	2	1	1	0	0 13
23	AJ Casey	22:04	0-1	0-1	2-2	0 3 3	2 1	2	1	1	0	0 0 -16
0	Bryce Quinet	13:29	0-4	0-2	0-0	0 0 0	1 0	0	1	0	0	0 0 -16
2	James Dyson-Merwe	04:16	0-0	0-0	0-0	0 0 0	1 0	0	0	3	0	0 0 -5
45	Trent Hundley	24:58	2-5	1-3	0-0	0 3 3	1 0	5	0	0	0	0 0 -8
9	Kaia Berridge	01:20	0-0	0-0	0-0	0 0 0	0 0	0	0	0	0	0 0 0
40	Weston Aigner	01:20	0-0	0-0	0-0	0 0 0	0 0	0	0	0	0	0 0 0
Team						1 3 4	0 0	0	0	0	0	0 0 0
Totals			21:55	4-19	13-18	2 22 24	15 14	59	10	13	4	4 19

Major Fouls: Hughes (TP) 2 1st 16:27

Points by Period												
Evansville - 59												
Record: 3-5												
NO.	Name	Min	FG	3P	FT	Rebounds	Fouls	TP	AS	TO	ST	Blocks
			M.A.	M.A.	M.A.	OR DR TOT	PF FD					B.S. BA +/-
11	Joshua Hughes	F 15:16	1-2	0-0	0-0	0 0 0	5 0	2	0	1	0	0 0 -7
22	Connor Turnbull	F 22:20	7-17	1-3	3-6	0 8 8	1 5	18	2	2	0	3 2 -16
1	Keshon Porter	G 34:40	6-13	0-4	2-4	1 2 3	3 14	1	0	1	0	1 0 19
6	Leif Moeller	G 29:18	2-6	1-3	0-0	0 2 2	0 2 5	1	2	2	0	2 -6
12	Alex Hernimway	G 30:53	3-7	1-3	6-6	0 1 1	3 13	2	1	1	0	0 13
23	AJ Casey	22:04	0-1	0-1	2-2	0 3 3	2 1	2	1	1	0	0 0 -16
0	Bryce Quinet	13:29	0-4	0-2	0-0	0 0 0	1 0	0	1	0	0	0 0 -16
2	James Dyson-Merwe	04:16	0-0	0-0	0-0	0 0 0	1 0	0	0	3	0	0 0 -5
45	Trent Hundley	24:58	2-5	1-3	0-0	0 3 3	1 0	5	0	0	0	0 0 -8
9	Kaia Berridge	01:20	0-0	0-0	0-0	0 0 0	0 0	0	0	0	0	0 0 0
40	Weston Aigner	01:20	0-0	0-0	0-0	0 0 0	0 0	0	0	0	0	0 0 0
Team						1 3 4	0 0	0	0	0	0	0 0 0
Totals			21:55	4-19	13-18	2 22 24	15 14	59	10	13	4	4 19

Major Fouls: Hughes (TP) 2 1st 16:27

Points by Period												
Evansville - 59												
Record: 3-5												
NO.	Name	Min	FG	3P	FT	Rebounds	Fouls	TP	AS	TO	ST	Blocks
			M.A.	M.A.	M.A.	OR DR TOT	PF FD					B.S. BA +/-
11	Joshua Hughes	F 15:16	1-2	0-0	0-0	0 0 0	5 0	2	0	1	0	0 0 -7
22	Connor Turnbull	F 22:20	7-17	1-3	3-6	0 8 8	1 5	18	2	2	0	3 2 -16
1	Keshon Porter	G 34:40	6-13	0-4	2-4	1 2 3	3 14	1	0	1	0	1 0 19
6	Leif Moeller	G 29:18	2-6	1-3	0-0	0 2 2	0 2 5	1	2	2	0	2 -6
12	Alex Hernimway	G 30:53	3-7	1-3	6-6	0 1 1	3 13	2	1	1	0	0 13
23	AJ Casey	22:04	0-1	0-1	2-2	0 3 3	2 1	2	1	1	0	0 0 -16
0	Bryce Quinet	13:29	0-4	0-2	0-0	0 0 0	1 0	0	1	0	0	0 0 -16
2	James Dyson-Merwe	04:16	0-0	0-0	0-0	0 0 0	1 0	0	0	3	0	0 0 -5
45	Trent Hundley	24:58	2-5	1-3	0-0	0 3 3	1 0	5	0	0	0	0 0 -8
9	Kaia Berridge	01:20	0-0	0-0	0-0	0 0 0	0 0	0	0	0	0	0 0 0
40	Weston Aigner	01:20	0-0	0-0	0-0	0 0 0	0 0	0	0	0	0	0 0 0
Team						1 3 4	0 0	0	0	0	0	0 0 0
Totals			21:55	4-19	13-18	2 22 24	15 14	59	10	13	4	4 19

Major Fouls: Hughes (TP) 2 1st 16:27

||
||
||



2025-26 Evansville Men's Basketball



2025-26 Evansville Men's Basketball Combined Team Statistics All games

Page 1/1
as of Dec 06, 2025

Game Records

Record	Overall	Home	Away	Neutral
ALL GAMES	4-6	3-2	0-2	1-2
CONFERENCE	0-0	0-0	0-0	0-0
NON-CONFERENCE	4-6	3-2	0-2	1-2

Score by Periods

Team	1st	2nd	OT	TOT
Evansville	327	374	0	701
Opponents	343	373	0	716

Team Box Score

No.	Player				Total		3-Point		F-Throw		Rebounds											
		GP-GS	MIN	AVG	FG-FGA	FG%	3FG-3FGA	3FG%	FT-FTA	FT%	OFF	DEF	TOT	AVG	PF	DQ	A	TO	BLK	STL	PTS	AVG
22	TURNBULL, Connor	9-9	185:35	20.6	49-91	.538	3-11	.273	21-29	.724	8	39	47	5.2	16	0	13	21	26	5	122	13.6
11	HUGHES, Joshua	10-10	246:42	24.7	32-64	.500	10-24	.417	21-29	.724	25	30	55	5.5	28	2	10	11	2	3	95	9.5
1	PORTER, Keishon	10-8	244:33	24.5	30-76	.395	4-25	.160	24-37	.649	10	23	33	3.3	25	2	16	12	2	8	88	8.8
23	CASEY, AJ	10-3	259:30	26.0	25-58	.431	2-11	.182	27-35	.771	26	34	60	6.0	22	1	14	14	5	13	79	7.9
0	QUINET, Bryce	10-0	213:45	21.4	25-60	.417	7-24	.292	22-35	.629	2	15	17	1.7	16	0	21	14	0	13	79	7.9
6	MOELLER, Leif	10-10	299:43	30.0	26-72	.361	12-40	.300	10-15	.667	0	27	27	2.7	6	0	40	26	1	6	74	7.4
12	HEMENWAY, Alex	10-10	209:55	21.0	22-62	.355	15-46	.326	11-14	.786	3	13	16	1.6	21	1	7	7	1	2	70	7.0
45	HUNDLEY, Trent	10-0	140:14	14.0	16-38	.421	12-31	.387	5-6	.833	0	13	13	1.3	12	0	6	0	1	3	49	4.9
2	DYSON-MERWE, James	7-0	82:10	11.7	8-9	.889	0-0	.000	3-4	.750	11	11	22	3.1	12	0	6	12	0	2	19	2.7
9	BERRIDGE, Kaia	7-0	81:47	11.7	5-19	.263	3-15	.200	4-8	.500	1	9	10	1.4	9	0	7	2	0	1	17	2.4
5	BARNES, JR., Marlon	3-0	14:48	4.9	2-8	.250	2-6	.333	0-0	.000	0	2	2	0.7	1	0	0	2	1	0	6	2.0
13	AMARI IV, Leo	3-0	07:18	2.4	1-2	.500	1-2	.500	0-0	.000	0	0	0	0.0	0	0	1	1	0	0	3	1.0
40	AIGNER, Weston	4-0	14:01	3.5	0-3	.000	0-1	.000	0-0	.000	1	0	1	0.3	1	0	1	2	0	1	0	0.0
Team											16	17	33					3				
Total		10	2000		241-562	.429	71-236	.301	148-212	.698	103	233	336	33.6	169	6	142	127	39	57	701	70.1
Opponents		10	2000		243-567	.429	83-237	.350	147-194	.758	103	247	350	35.0	191	1	133	132	22	82	716	71.6

Team Statistics

	EVANS	OPP
Scoring		
Points per game	70.1	71.6
Scoring margin	-1.5	-
Field goals-att		
Field goal pct	.429	.429
3 point fg-att		
3-point FG pct	.301	.350
3-pt FG made per game	7.1	8.3
Free throws-att		
Free throw pct	.698	.758
F-Throws made per game	14.8	14.7
Rebounds		
Rebounds per game	33.6	35.0
Rebounding margin	-1.4	-
Assists		
Assists per game	14.2	13.3
Turnovers		
Turnovers per game	12.7	13.2
Turnover margin	+0.5	-
Assist/turnover ratio	1.1	1.0
Steals		
Steals per game	5.7	8.2
Blocks		
Blocks per game	3.9	2.2
Winning streak		
Home win streak	1	-
Attendance		
Home games-Avg/Game	22720	18123
Neutral site-Avg/Game	5-4544	2-9062
	-	3-1707

Team Results

Date	Opponent		Score	Att.
11/04/2025	at Purdue	L	51-82	14876
11/07/2025	Calumet Col.	W	92-50	5561
11/09/2025	Oakland City	W	76-47	4538
11/12/2025	Middle Tenn.	L	72-77	4123
11/18/2025	UT Arlington	L	76-84	4312
11/21/2025	vs Oregon St.	W	73-69	1012
11/23/2025	vs Akron	L	59-97	1924
11/24/2025	vs Col. of Charleston	L	59-78	2186
12/03/2025	Ball St.	W	64-52	4186
12/06/2025	at Western Ky.	L	79-80	3247