



MEN'S BASKETBALL

2025-26 Season | Game 13

**FIGHTING
IRISH MEDIA**
PRIMARY MEN'S
BASKETBALL CONTACT

SECONDARY
CONTACT

Josh Bates
jbates2@nd.edu
574-310-9954

Aly Prigge
aprigge@nd.edu
419-591-9329



NOTRE DAME (9-3)
vs **PURDUE FORT WAYNE (7-6)**

SUNDAY, DEC. 21

South Bend, IN | 2 pm ET

Purcell Pavilion (9,149)

TV Broadcast ACCNX
TV Crew Conor Clingen
Luke Zeller
Radio 960 WSBT-AM
Radio Crew Tony Simeone
Scott Martin
Live Stats Statbroadcast
Social @ndmbb

Head Coaches

NOTRE DAME
MICAH SHREWSBERRY

Record at School:
37-41 (3rd Year)

Overall Record:
77-72 (5th Year)

PURDUE FORT WAYNE
JON COFFMAN

Record at School:
205-161 (12th)

Overall Record:
205-161 (12th)

The Series

OVERALL

Record: ND leads, 7-0
Streak: W7
Last Meeting: W, 87-72, on
12/6/16 in South Bend

HOME

Record: Leads 6-0
Streak: W6
Last: W, 87-72, on 12/6/16 in
South Bend

2025-26 Schedule

Overall: 9-3

Home: 7-0; Away 1-1; Neutral 1-2

Date	Opponent	TV	Time/Result
11/3	LIU	ACCNX	W, 89-67
11/7	Detroit Mercy	ACCNX	W, 102-70
11/11	Eastern Illinois	ACCNX	W, 78-58
11/16	@ Ohio St	FS1	L, 63-64
11/19	Bellarmine	ACCNX	W, 86-79
11/24	vs. (RV/RV) Kansas#	TNT	L, 61-71
11/25	vs. Rutgers#	TNT	W, 68-63
11/26	vs. #3/2 Houston#	TNT	L, 56-66
12/2	(RV/RV) Missouri%	ESPNU	W, 76-71
12/5	@ TCU	ESPN+	W, 87-85 OT
12/10	Idaho	ACCNX	W, 80-65
12/13	Evansville	ACCN	W, 82-58
12/21	Purdue Fort Wayne	ACCNX	Noon
12/30	@ Stanford*	ESPN2	9 pm
1/2	@ Cal*	ESPN2	11 pm
1/10	Clemson*	ESPN2/U	6 pm
1/13	Miami*	ESPN2/U	7 pm
1/17	@ Virginia Tech*	ACCN	Noon
1/21	@ North Carolina*	ESPN2	7 pm
1/24	Boston College*	ACCN	6 pm
1/27	Virginia*	ESPN/2/U	7 pm
1/31	@ Syracuse*	The CW	6 pm
2/4	@ Louisville*	ESPN2/U	7 pm
2/7	Florida St*	ACCN	4 pm
2/10	@ SMU*	ACCN	7 pm
2/14	Georgia Tech*	The CW	Noon
2/21	@ Pitt*	ACCN	2 pm
2/24	Duke*	ESPN/2/U	7 pm
2/28	NC State*	The CW	Noon
3/4	Stanford*	ESPNU	9 pm
3/7	@ Boston College*	ESPNU	Noon
3/10-14	ACC Tournament^		

* - Atlantic Coast Conference game

- Players Era Festival (MGM Grand Garden Arena in Las Vegas)

% - ACC/SEC Challenge

^ - ACC Tournament (Spectrum Center in Charlotte)

TEAMS BY THE NUMBERS (2025-26)

NOTRE DAME		PURDUE FORT WAYNE
77.3	Scoring Offense	85.8
68.1	Scoring Defense	78.7
+9.3	Scoring Margin	+7.2
.477	FG%	.49.3
.418	FG% Defense	.46.5
.391	3FG%	.354
.336	3FG% Defense	.363
9.3	3FG Made/Game	9.7
.703	FT%	.716
37.3	Rebounds	32.5
+6.7	Rebound Margin	-4.0
13.3	Assists	15.6
11.7	Turnovers	10.4
-0.9	Turnover Margin	+5.2
5.0	Steals	10.4
1.8	Blocks	3.8



2025-26 Notre Dame Men's Basketball

TEAM INFORMATION

NOTRE DAME ROSTER

No.	Name	Pos.	Height	Year	Eligibility	Hometown	Previous School
0	Brady Stevens	G	6-4	So.	Fr.	Boston, MA	Wellesley High
2	Logan Imes	G	6-4	Jr.	Jr.	Zionsville, IN	Zionsville
3	Markus Burton	G	6-0	Jr.	Jr.	Mishawaka, IN	Penn
5	Cole Certa	G	6-5	So.	So.	Le Roy, IL	IMG Academy
6	Brady Koehler	F	6-10	Fr.	Fr.	Fishers, IN	Cathedral High
7	Ryder Frost	F	6-7	Fr.	Fr.	Beverly, MA	Phillips Exeter Academy
10	Jalan Haralson	G	6-7	Fr.	Fr.	Anderson, IN	La Lumiere
11	Braeden Shrewsberry	G	6-4	Jr.	Jr.	Granger, IN	State College Area High
12	Garrett Sundra	F	6-11	So.	So.	Ashburn, VA	Paul VI Catholic
13	Sir Mohammed	G	6-6	So.	So.	Charlotte, NC	Myers Park
14	Kebba Njie	F	6-10	Sr.	Sr.	Centerville, OH	La Lumiere / Penn St
15	Tommy Ahneman	C	6-11	Fr.	Fr.	Fargo, ND	Cretin-Derham Hall
22	Luke Devine	F	6-7	Fr.	Fr.	Moraga, CA	Campolindo
24	Mark Zackery IV	G	5-11	Fr.	Fr.	Indianapolis, IN	Ben Davis
33	Carson Towt	F	6-8	Gr.	Gr.	Gilbert, AZ	Gilbert High / Northern Arizona
34	Matt MacLellan	F	6-9	Gr.	Gr.	Canton, MI	Plymouth High / Madonna

COACHING STAFF

Glenn & Stacey Murphy Men's Basketball Head Coach	Micah Shrewsberry	Hanover '99	3rd Season
Associate Head Coach	Kyle Getter	Hanover '01	3rd Season
Assistant Coach	Mike Farrelly	St. Joseph's '03	3rd Season
Assistant Coach	Ryan Owens	Southern Indiana '00	3rd Season
Assistant Coach	Tre Whitted	Marshall '07	3rd Season
Assistant Coach	Grady Eifert	Purdue '19	3rd Season
Director of Ops	Bo Waggoner	Penn St '20	1st Season
General Manager	Pat Garrity	Notre Dame '98	1st Season

PRONUNCIATION

Kebba Njie	Jai (think hi but with a J instead of a H)
Logan Imes	Think Dimes without 'D'
Brady Koehler	Kale-er
Tommy Ahneman	On-uh-men
Mike Farrelly	Fair-uh-lee

Team Information

CURRENT TEAM

Conference	Atlantic Coast
Home Arena (Capacity)	Purcell Pavilion (9,149)
Starters Returning/Lost	3/2
Total Returning/Lost	7/6
Newcomers	7

ND MEN'S BASKETBALL

First Season	1897
Full Seasons	121
All-Time Record	1987-1132-2 (.638)
NCAA Appearances/Record	37 / 41-42
First/Last NCAA Appearance	1953 / 2022
ACC Member	2013-14 - present
ACC Regular Season	104-122 (.458)
ACC Tournament	13-10 (.565)
ACC Tournament Championships	1 (2015)



2025-26 Notre Dame Men’s Basketball

TEAM RANKINGS & NUMBERS

By the Numbers

37
NCAA
Tournament bids

1,987
Total Program Wins

4th
most 1,000-point
scorers amongst
all Division I
programs

AP Top 25
Week 7

USA Today Coaches
Week 7

AP Top 25

RK	TEAM	REC	PTS	TREND
1	Arizona (42)	9-0	1500	-
2	Michigan (15)	10-0	1470	-
3	Duke (3)	10-0	1406	-
4	Iowa State (1)	11-0	1336	-
5	UConn	10-1	1286	-
6	Purdue	10-1	1195	-
7	Gonzaga	10-1	1109	↑ 1
8	Houston	10-1	1079	↓ 1
9	Michigan State	9-1	1037	-
10	BYU	9-1	1017	-
11	Louisville	9-1	921	-
12	North Carolina	9-1	794	↑ 2
13	Vanderbilt	10-0	766	↑ 2
14	Arkansas	8-2	726	↑ 3
15	Nebraska	11-0	655	↑ 8
16	Alabama	7-3	644	↓ 4
17	Kansas	8-3	502	↑ 2
18	Illinois	8-3	483	↓ 5
19	Texas Tech	7-3	314	↓ 3
20	Tennessee	7-3	286	-
21	Auburn	8-3	283	-
22	St. John's	6-3	250	-
23	Virginia	9-1	200	↑ 1
24	Florida	6-4	200	↓ 5
25	Georgia	9-1	82	↑ 1

Others receiving votes: USC 68, Iowa 47, Seton Hall 46, LSU 19, Kentucky 19, UCLA 16, Clemson 14, California 13, Saint Mary's 12, Villanova 5, Arizona State 5, Miami 4, Miami (OH) 4, Notre Dame 4, Indiana 4, Utah State 2, Wisconsin 1, Saint Louis 1

Coaches Poll

RK	TEAM	REC	PTS	TREND
1	Michigan (16)	10-0	759	-
2	Arizona (14)	9-0	755	-
3	Duke (1)	10-0	714	-
4	Iowa State	11-0	659	-
5	UConn	10-1	641	-
6	Purdue	10-1	600	-
7	Gonzaga	10-1	574	-
8	Houston	10-1	551	-
9	Michigan State	9-1	521	-
10	BYU	9-1	511	-
11	Louisville	9-1	473	-
12	Vanderbilt	10-0	390	↑ 2
13	North Carolina	9-1	362	↑ 2
14	Arkansas	8-2	347	↑ 3
15	Nebraska	11-0	321	↑ 7
16	Alabama	7-3	306	↓ 4
17	Kansas	8-3	267	↑ 2
18	Illinois	8-3	232	↓ 5
19	Texas Tech	7-3	175	↓ 3
20	St. John's	6-3	155	↑ 1
21	Florida	6-4	140	↓ 3
22	Virginia	9-1	134	↑ 3
23	Tennessee	7-3	129	↓ 3
24	Auburn	8-3	112	-
25	Iowa	9-2	71	↓ 2

Others receiving votes: Georgia 43, USC 32, UCLA 13, Seton Hall 12, SMU 9, Kentucky 9, Utah State 8, Saint Mary's 6, Oklahoma State 6, Saint Louis 6, LSU 6, Colorado 6, Yale 5, Wisconsin 4, Virginia Tech 4, Clemson 2, Ohio State 2, Missouri 2, NC State 1

26	Shrewsberry recorded a career-high 26 points on 9-12 shooting from the floor and 8-10 from three
64	in the NET - that's a 20 spot jump after TCU
#56	KenPom rating
55.1%	returning scoring by percentage for ND. Leads all ACC schools for the 2nd straight year
50%	from three on the season for Shrewsberry, 2nd in the ACC and 11th in the nation
14.1	ppg for Haralson
12.1	ppg for Shrewsberry
13	wins away from 2,000 all-time in program history. Would become the 8th school to accomplish this feat
12-17	from three over the last 2 games for Shrewsberry
10.2	rpg for Towt - 18th in the country, 3rd in the ACC
3	Towt recorded his third double-double this season with 19 points and 15 rebounds in the win over Idaho
10	straight games in double figures for Haralson
7	straight games with double-digit rebounds for Towt to start the season. Sets a conference era Irish record (1995-on)
6	made threes for 20 points for Certa in win at TCU
7-0	at home this season
4	only 4 instances over last 30 years in which an Irish player in the first 10 games totaled 180+ points, 30+ assists and 15+ steals. Burton became the fourth at TCU
3.25	made threes per game for Shrewsberry, 2nd in the ACC
1st	time since the 2016-17 season that the Irish have opened the season with 3 straight 20+ point wins.

National Rankings

2025-26 Notre Dame Team Rankings					
Statistic	Nat'l Rank	Conf Rank	Value	Nat'l Leader	Value
3PT FC%	24	2	.391	Colorado St	.447

2025-26 Notre Dame Player Rankings				
Statistic	Player	Nat'l Rank	Conf Rank	Value
Total rebounds	Towt	6	1	122
Def Reb/game	Towt	18	4	6.83
Off Reb/game	Towt	39	4	3.33
Rebounds/game	Towt	18	3	10.2
3PT%	Shrewsberry	12	2	.500
Total 3s	Shrewsberry	14	2	39



ACC Stat Rankings

2025-26 Team ACC Rankings		
Team Stats	ACC Games	All Games
Scoring Offense		77.3 (14)
Scoring Defense		68.1 (8)
Scoring Margin		+ 9.3 (12)
FT Percentage		.703 (10)
FG Percentage		.477 (6)
FG Pct. Defense		.418 (12)
3-FG Percentage		.391 (2)
3-FG Pct. Defense		.336 (14)
Rebounding Off		37.3 (11)
Rebounding Def		30.6 (1)
Rebounding Margin		+ 6.7 (7)
Blocked Shots		1.8 (18)
Assists		13.3 (15)
Steals		5.0 (17)
Turnover Margin		-0.92 (16)
Assist/TO Ratio		1.14 (15)
Offensive Rebounds		10.8 (15)
Defensive Rebounds		26.5 (11)
3-FG Made		9.25 (8)

'25-26 ACC Player of the Week

[illegible]

'25-26 ACC Rookie of the Week

[illegible]

2025-26 Individual ACC Rankings			
Indiv. Leaders	Stat	ACC	All
Towt	Reb/game		10.2 (3)
	O-Reb/game		3.3 (4)
	D-Reb/game		6.8 (4)
	Total Reb		122 (1)
	Double-doubles		3 (9)
Shrewsberry	3PT%		.500 (2)
	3PT/Game		3.25 (2)
	Total threes		39 (2)
Certa	Total threes		27(6)

4



2025-26 Notre Dame Men's Basketball LINEUPS

Starting Lineups By Game

11.3 LIU

Burton
Shrewsberry
Haralson
Sundra
Towt

12.10 IDAHO

Haralson
Shrewsberry
Certa
Sundra
Towt

1.27 VIRGINIA

-
-
-
-
-

3.7 BOSTON COLLEGE

-
-
-
-
-

11.7 DETROIT MERCY

Burton
Shrewsberry
Mohammed
Sundra
Towt

12.13 EVANSVILLE

Haralson
Shrewsberry
Certa
Sundra
Towt

1.31 SYRACUSE

-
-
-
-
-

11.11 E. ILLINOIS

Burton
Shrewsberry
Mohammed
Sundra
Towt

12.21 FORT WAYNE

-
-
-
-
-

2.4 LOUISVILLE

-
-
-
-
-

11.16 OHIO ST

Burton
Shrewsberry
Mohammed
Sundra
Towt

12.30 STANFORD

-
-
-
-
-

2.7 FLORIDA ST

-
-
-
-
-

11.19 BELLARMINE

Burton
Shrewsberry
Haralson
Sundra
Towt

1.2 CAL

-
-
-
-
-

2.10 SMU

-
-
-
-
-

11.24 KANSAS

Burton
Shrewsberry
Haralson
Sundra
Towt

1.10 CLEMSON

-
-
-
-
-

2.14 GEORGIA TECH

-
-
-
-
-

11.25 RUTGERS

Burton
Shrewsberry
Haralson
Mohammed
Towt

1.13 MIAMI

-
-
-
-
-

2.21 PITT

-
-
-
-
-

11.26 HOUSTON

Burton
Shrewsberry
Haralson
Sundra
Towt

1.17 VIRGINIA TECH

-
-
-
-
-

2.24 DUKE

-
-
-
-
-

12.2 MISSOURI

Burton
Shrewsberry
Haralson
Sundra
Towt

1.21 NORTH CAROLINA 2.28 NC STATE

-
-
-
-
-

-
-
-
-
-

12.5 TCU

Burton
Shrewsberry
Haralson
Sundra
Towt

1.24 BOSTON COLLEGE 3.4 STANFORD

-
-
-
-
-

-
-
-
-
-

Starting Lineup by Player

Player	Games Started	
	This Season	Career
Carson Towt	12	132
Braeden Shrewsberry	12	53
Garrett Sundra	11	11
Markus Burton	10	68
Jalen Haralson	9	9
Sir Mohammed	4	12
Cole Certa	2	2
Kebba Njie		83
Logan Imes		5

Record When Starting		
Player	2025-26	Irish Career
Burton	7-3	32-36
Shrewsberry	9-3	27-26
Towt	9-3	9-3
Sundra	8-3	8-3
Haralson	7-2	7-2
Mohammed	3-1	6-6
Certa	2-0	2-0
Njie		23-34
Imes		0-5



2025-26 Notre Dame Men's Basketball

NOTRE DAME'S RECORD WHEN

DAY OF THE WEEK

Sunday	0-1
Monday	1-1
Tuesday	3-0
Wednesday	2-1
Thursday	
Friday	2-0
Saturday	1-0

TIME OF GAME

Day Games (before 6pm local time)	2-3
Night Games (6pm or later local time)	7-0

LOCATION

Home Games	7-0
Road Games	1-1
Neutral Site	1-2

HALFTIME SCORE

Leading at the half	6-1
Tied at the half	1-0
Trailing at the half	2-2

INDIVIDUAL SCORING

Two or fewer double-figure scorers	0-2
Three double-figure scorers	4-1
Four double-figure scorers	4-0
Five or more double-figure scorers	1-0

REBOUNDING MARGIN

More rebounds than opponent	9-1
Same number of rebounds	0-0
Fewer rebounds than opponent	0-2

FIELD GOAL SHOOTING

Shot higher percentage than opponent	9-2
Shot same percentage as opponent	0-0
Shot lower percentage than opponent	0-1
Shot 45% or better	9-1
Shot less than 45%	0-2
Hold opponent under 40%	5-2

FREE-THROW MARGIN

Make more free-throws than opponent	5-1
Make same number of free-throws	0-0
Make fewer free-throws than opponent	4-2

TURNOVERS

Commit fewer turnovers	3-1
Commit same number of turnovers	0-0
Commit more turnovers	6-2
Single-digit turnovers	1-0

UNIFORM COMBINATIONS

White Notre Dame script	7-0
Navy Irish script	1-2
Green jerseys	0-1
Bend jerseys	1-0

MISCELLANEOUS

vs top-25	0-1
vs top-10	0-1
When ranked higher	0-0
When ranked lower	0-0
Both ranked	0-0
Both unranked	9-2
In overtime games	0-0

MARGIN OF VICTORY

1-5 points	3-1
6-10 points	1-2
11-15 points	1-0
16-20 points	1-0
21+ points	3-0

MONTH

November	5-3
December	4-0
January	0-0
February	0-0
March	0-0

Largest Halftime Lead

15 | LIU (40-25), 11/3

Largest Halftime Deficit

14 | #2/3 Houston (39-25), 11/26

Largest Lead

36 | Detroit Mercy (8:08, 2H), 11/7

Largest Deficit

22 | vs #2/3 Houston (9:38, 1H), 11/26

Largest Deficit Overcome to Win

12 | Missouri (0:45, 1H), 12/2

11 | TCU (5:36, 1H), 12/5

Largest Lead Given Out in Loss

11 | at Ohio State (9:14, 1H), 11/16

Most Consecutive Points

12 | Bellarmine, 11/19

Most Consecutive Points (Opponent)

11 | vs Missouri, 12/2

Lowest Scoring Half

25 | vs #2/3 Houston, 1H, 11/26

Highest Scoring Half

58 | Detroit Mercy, 2H, 11/7





2025-26 Notre Dame Men's Basketball

LEADING THE IRISH

LEADING SCORERS

Burton	8
Haralson	2
Shrewsberry	2
Certa	1

LEADING REBOUNDERS

Towt	10
Burton	2
Njie	1

LEADERS IN ASSISTS

Haralson	5
Burton	4
Towt	3
Mohammed	2
Shrewsberry	1
Imes	1
Imes	1

LEADERS IN DOUBLE-FIGURE POINTS

Player	2025-26	Career
Jalen Haralson	10	10
Markus Burton	9	63
Braeden Shrewsberry	8	46
Cole Certa	5	6
Carson Towt	4	61
Sir Mohammed	2	3
Ryder Frost	2	2
Brady Koehler	1	1
Kebba Njie		8
Garrett Sundra		2
Logan Imes		1

LEADERS IN DOUBLE-FIGURE REBOUNDS

Player	2025-26	Career
Towt	7	54
Njie	1	6

5-5-5 GAMES (AKA "STAT SHEET STUFFERS")

Player	2025-26	Career
Burton	3	9
Towt	1	19
Mohammed	1	1
Haralson	1	1

DOUBLE-DOUBLES

Player	2025-26	Career
Towt	3	31
Burton	1	1
Njie		1

RUNS OF 10 OR BETTER

Opponents	3
Notre Dame	6

POINTS OFF TURNOVERS

	Total	Average
Notre Dame	168	14
Opponents	171	14.25

POINTS IN THE PAINT

	Total	Average
Notre Dame	388	32.3
Opponents	290	24.2

SECOND CHANCE POINTS

	Total	Average
Notre Dame	127	10.6
Opponents	105	8.75

FAST BREAK POINTS

	Total	Average
Notre Dame	99	8.25
Opponents	106	8.83

BENCH SCORING

	Total	Average
Notre Dame	311	25.9
Opponents	200	16.7



2025-26 Notre Dame Men's Basketball

NOTRE DAME SPECIALTY STATS

SEASON POINT TOTALS [ND/OPP]

Date	Opponent	Off TO	Paint	2nd Ch	FBreak	Bench
11/3	LIU	21 / 14	26 / 24	21 / 12	9 / 12	52 / 19
11/7	Detroit Mercy	20 / 10	44 / 24	20 / 5	20 / 13	40 / 22
11/11	Eastern Illinois	21 / 9	38 / 18	17 / 4	7 / 3	25 / 6
11/16	@ Ohio St	15 / 19	38 / 18	2 / 2	3 / 0	17 / 6
11/19	Bellarmine	15 / 17	36 / 24	12 / 2	13 / 10	26 / 32
11/24	vs. Kansas	12 / 9	34 / 38	4 / 11	10 / 6	11 / 8
11/25	vs. Rutgers	16 / 14	36 / 16	13 / 16	9 / 6	11 / 12
11/26-27	vs. Houston	9 / 12	20 / 20	10 / 24	4 / 2	21 / 19
12/2	Missouri	9 / 23	24 / 34	5 / 8	15 / 22	30 / 31
12/5	@ TCU	11 / 20	26 / 32	5 / 10	3 / 17	27 / 24
12/10	Idaho	6 / 8	46 / 22	10 / 5	3 / 8	10 / 9
12/13	Evansville	13/16	20/20	8/6	3/7	32/12
12/21	Purdue Fort Wayne					
12/30	@ Stanford					
1/2	@ Cal					
1/10	Clemson					
1/13	Miami					
1/17	@ Virginia Tech					
1/21	@ UNC					
1/24	Boston College					
1/27	Virginia					
1/31	@ Syracuse					
2/4	@ Louisville					
2/7	Florida St					
2/10	@ SMU					
2/14	Georgia Tech					
2/21	@ Pitt					
2/24	Duke					
2/28	NC State					
3/4	Stanford					
3/7	@ Boston College					



2025-26 Notre Dame Men's Basketball ARTICLES & STORIES



IRISH CLOSE OUT NON-CON WITH PURDUE FORT WAYNE

On Sunday, the Irish will host one last non-conference game before the holidays as Purdue Fort Wayne (7-6) come to South Bend for the eighth time in program history as Notre Dame leads the overall series 7-0. The Irish are perfect 6-0 at home against the Mastodons.

It's been almost 10 years since the Irish and the Mastodons have last played each other. The last matchup was on 12/6/16 in South Bend as the Irish won 87-72.

A CAREER NIGHT FOR SHREWSBERRY AND MOHAMMED

The (RV) Notre Dame men's basketball team (9-3) has won four-straight games as they defeated the Evansville Purple Aces (4-7) in a dominant 82-58 win inside of Purcell Pavilion on Saturday afternoon.

Braeden Shrewsberry had himself a week last week as he shot lights out in the wins over Idaho (80-65) and Evansville (82-53). He finished the week with 40 points, averaging 20 points per game, while shooting 66.7% from the floor on 14-21 shooting.

More impressively, he shot 70.6% from three this week knocking down 12-of-17 from three on the week.

He scored a career-high 26 points on 9-12 shooting from the floor (75%) and finished with a career-high 8 three pointers, shooting 80% from three on 8-10 shooting.

Shrewsberry is now shooting 50% from three this season (39-78), which is 2nd in the ACC and 11th in the country.

Another career-high performance came from sophomore Sir Mohammed, who finished with a career-high 21 points on 8-12 shooting from the floor. Mohammed also chipped in two rebounds and three assists for the Irish.

Kebba Njie grabbed a season-high 10 rebounds, followed by Carson Towt and Logan Imes with 6 rebounds a piece, tying Imes' career-high in rebounds.

Twelve games into the season and the Irish sit at 9-3 and look to make it five wins in a row when they host Purdue Fort Wayne on Sunday, Dec. 21 at 2 p.m. ET on ACCN.

This Notre Dame's final game at Purcell before departing for the Christmas break and gearing up for ACC play.

HEADBAND TOWT

The Irish are now an undefeated 2-0 with Carson Towt rocking the headband. He continues to be rebounding force for the Irish. Sporting the headband for the first time this season in the win over Idaho, Towt recorded his third double-double of the season.

He finished with an impressive season-high 19 points on 9-12 shooting while also grabbing 15 rebounds. Towt is now 15-18 from the floor over the past two games. He grabbed six boards in the win over

Evansville and now has an ACC-best 122 rebounds so far this season. His 122 rebounds is sixth in the nation.

MARK ZACKERY IV ADDED TO MEN'S BASKETBALL ROSTER

Glenn & Stacey Murphy Notre Dame head coach Micah Shrewsberry announced the roster addition of Mark Zackery IV on Thursday, Dec. 11.

Zackery IV is fresh off his freshman football season at Notre Dame, but is no stranger to the game of basketball. The former Indiana Class 4A state champion and Indiana All-Star will provide immediate depth to the point guard position.

"I think that Mark will be a great addition to our program," Shrewsberry stated.

"I have seen him play many times throughout his high school career. Whether competing with Team Teague, Indiana Elite, or Ben Davis High School, he always does things that help lead to winning. He will be an asset for us with his ball handling, playmaking, and defensive abilities. More importantly, he is a great young man that will add more value to our locker room and culture."

WHAT A WEEK: WINS OVER MIZZOU AND TCU

A home win and SEC Challenge victory over Mizzou ... then a Quad 1 win at TCU in a hostile environment, in overtime no less ... with two stellar back-to-back wins, the Irish jumped from 86 in the NET to 69.



2025-26 Notre Dame Men's Basketball ARTICLES & STORIES

They also received votes in the A.P. poll for the first time in the Coach Shrews Era. They appeared at No. 25 in Andy Katz's Power37 and No. 41 in Jon Rothstein's 45.

In both games, they defied a stigma about finishing out close games. A Certa three from deep to come up clutch or a Haralson fadeaway to send it to OT. They stayed together and competed; they believed.

As Coach Shrewsberry stated, it was a culmination of all their games played, specifically the three losses this year. In fact, not only did they close, but they battled back. The Irish were down 12 to Missouri (7 at the half) and 11 to TCU (9 at the half). The last time Notre Dame came back to win after being down 9+ at halftime was a 13-point deficit to Virginia Tech in the ACC Tourney on March 7, 2018.

"Our guys have a lot of belief," Coach Shrewsberry said. "In order to keep that belief, something good has to happen for them. They earned the right for something good to happen to them. Our guys earned it by doing things the right way. We needed to win a close game. We needed to go through these tough moments and come out on the right side."

It was done by playing team basketball - making the extra pass and hitting clutch shots.

Notre Dame produced 16 assists on 25 made field goals against Mizzou. Then recorded 27 assists on 33 made field goals at TCU. The latter marked the most assists in a game since at Syracuse on Jan. 4, 2020.

That's 43 assists on 58 made field goals over the two games. The Irish collectively shot 50.9 percent from the floor and converted 23 three-pointers.

NEXT MAN UP

The Fighting Irish will be without their floor general, Markus Burton, for the foreseeable future. On Wednesday, Dec. 10, he had surgery performed on his left ankle, an injury he incurred at TCU.

Burton was averaging a team best 18.5 points per game and was coming off one of his most complete games of his career after dropping his first career double-double with

18 points and 10 assists vs. Missouri. He had six points and five assists in 10 minutes at TCU.

Burton had a phenomenal start of the season, becoming just 1-of-3 Notre Dame players over the past 30 years to total 180+ points, 30+ assists and 15+ steals over the first 10 games, joining Jerian Grant (2013-14, 2014-15) & Chris Thomas (2002-03).

HARALSON IN THE CLUTCH

Adding on to the Next Man Up mantra was guard Jalen Haralson at TCU. Down two with three seconds remaining, Haralson hit a step-back fadeaway jumper as the freshman tied it up 76-all to take it into overtime.

Haralson finished the night shooting 8-12 from the floor to record a career best 20 points, push a career high 9 assists.

Other ND greats over the last three decades to match Jalen's stat line of 20 points, 5 rebounds, 9 assists and 1 block: Jerian Grant in 2015 / Chris Thomas x3 (twice in 2002 and once in 2005).

"The thing that I told Jalen, right before we went out after halftime, I said, 'You've got to be the best player on the floor with no doubt of who that is,'" Coach Shrewsberry said. "I thought he did that in the second half."

CERTA-FIED

Speaking of great weeks, ladies and gentlemen, Cole Certa. The sophomore sharpshooter flashed it in the season opener when he dropped 22 points on a career best 6-9 night from three-point range. He flashed it last season in the win over Stanford when he drained a corner three with 18 seconds left for the 56-54 win.

Then the Illinois native delivered in a major way in the win over Missouri, recording the game-winning three with 17 seconds left. In fact, Certa converted three triples in the final 4:35 of the game, ultimately finishing with 14 points.

Next, Certa went NBA Jam fire mode in the second half at TCU, where he drained four triples in a row. He ultimately converted five in the half and six in the game to finish with 20 points. It marked the second game this season in which Certa came off the bench

and drained 5+ threes.

Most recently, Certa shot an impressive 75% from deep, knocking down 3-of-4 from behind the arc in the win over Idaho. He's recorded 27 threes so far this season, which is amongst the top-10 in the ACC (7th).

For Notre Dame - most games off the bench w/ 5+ three pointers made since 1996-97 (Single Seasons Only):

2025-26 Cole Certa	2
2016-17 Matt Ryan	2
2003-04 Chris Quinn	2

PROTECT PURCELL

The Fighting Irish have done just that and have protected Purcell with a 7-0 start. The Irish are averaging almost 10 more points per game at home, where they are shooting a hot 50.4 percent from the field and 43.8 percent from three. They are also averaging 11.4 made threes per game at home.

Individually speaking, four Irish are averaging double figures inside Purcell: Markus Burton (20.2), Jalen Haralson (13.3), Braeden Shrewsberry (13.9), Cole Certa (10.6).

The Irish are looking for a 8-0 start at home for the first time since the 2022-23 season. If they closed out the non-con perfect at home, that would mark the first time since 2021-22.

REBOUNDING TRANSLATES

Coach on Towt: "He's energy personified. There have been a ton of transfers that transferred up and their scoring output doesn't necessarily follow. Rebounding translates at every level. It's heart and it's effort. That's what he does. Carson is just max effort, man. He just plays really hard. His effort on the glass on both ends, his physicality. He's a big brother to these dudes. He's feeding their belief because of the energy and the confidence that he gives them."

Last year's NCAA rebounding leader Carson Towt has been a high-level impact transfer from Northern Arizona. To start, he tied his career-high 19 rebounds in the season opener, which also set a new record for an Irish debut. He produced two double-doubles in the first five games. He then became the first Irish player in the



2025-26 Notre Dame Men's Basketball ARTICLES & STORIES

conference era (1995-present) to start the season with six straight games with double-digit rebounds.

Towt's current rebounding rankings:

- 10.2 rpg ranks 18th nationally, 3rd in the ACC
- 3.33 offensive rpg - 4th in the ACC
- 6.83 defensive rpg - 18th nationally, 3rd in the ACC
- 1,200 career rebounds - leads all active players

NOTRE NOTABLES

- The Irish are 13 wins away from 2,000 all-time. They would become the eighth program to achieve this feat.
- Shrewberry is now shooting 50% from three this season (39-78), which is 2nd in the ACC and 11th in the country. He's made 39 threes this season, which is also 2nd in the conference and 15th in the nation.
- Jalen Haralson has now recorded double-digit scoring in 10 straight games.
- Certa is a perfect 20-20 from the FT line.
- For the first time since the 2016-17 season, the Fighting Irish opened the season with three straight 20+ point victories.
- The Irish are ranked 30th nationally in mid-range field goal percentage, making about 44.4% of their attempts from those locations vs. Average Opponent.
- Notre Dame does a fantastic job to prevent opposing teams from capitalizing on chances from offensive rebounds. The squad allows Average Opponent to convert only 3.2% of all second-chance opportunities (ranked ninth in the NCAA), and with a rating of 10.08, they're 12th in potential points allowed off of the offensive glass as well.
- Kenpom Rating: Offense 115.5 (70th) & Defense 101.2 (60th).
- Overall KenPom sits at 56.
- Current NET rating of 64.

PLAYERS ERA ROUNDUP

Notre Dame left the desert with a 1-2 record at the Players Era. The Fighting Irish defeated Rutgers but fell to Kansas and No. 2 Houston by 10 points each. A commonality of both losses was poor three-point shooting, which was a strength heading into this MTE. Versus Kansas, Notre Dame was 4-24, and against

Houston, the Irish were 6-28.

Against the top-three ranked Cougars, the Irish showed tremendous fight after falling into a 22-point hole, clawing back to just a four-point deficit. A standout in this game was junior guard Logan Imes, who supplied great minutes and boasted the biggest +/- at +10.

Markus Burton led Notre Dame in scoring for all three games in Vegas. The junior averaged 21.3 ppg on 53.3 percent shooting. He recorded 16 rebounds, 11 assists and six steals.

Freshman guard Jalen Haralson averaged 14.0 ppg in Vegas on 44.1 percent shooting.

IRISH DEPTH LEADS TO 3-0 START

Eleven different Irish scored in the season opener and in game two, six different Irish finished in double figures. The depth was on full display in week one. In game three, Coach Shrews found a lineup that clicked in the second half, dropping 47 points in that period to win by 20.

Game 1 - Burton popped off for 24 points as Cole Certa exploded onto the scene with 22 points behind six triples. Ryder Frost scored all 15 of his points in the second half.

Game 2 - Notre Dame recorded 19 assists on 36 made field goals. Carson Towt recorded his first double-double in an Irish uniform with 11 points and 10 rebounds. Sir Mohammed was the MVP with 10 points, six rebounds and a career high six assists. Brady Koehler netted his first game in double figures with 10 points.

Game 3 - Braeden Shrewsberry was 6-8 from three to total 18 total points. Jalen Haralson scored 13 of his 17 in the second half and finished the night a perfect 6-6 from the field. Burton led again with 21 points.

Coach Shrewsberry:

"We have 11 guys that are capable. Sometimes in practice you'll have separation, but there hasn't been much separation in practice. Every day a different player plays great and we have so many guys. So we don't have that 'ok you're doing this and this is your spot.' We have options now so we can keep mixing. If it's not your night, that's fine,

we can go with someone else and that's ok. We are going to keep trying to press the right buttons."

PRESEASON ACCOLADES FOR BURTON

The collegiate landscape is starting to pick up on what Notre Dame fans already knew - Markus Burton is a special player. The junior guard picked up two major preseason accolades

- First Team Preseason All-ACC - last Irish player to garner Preseason First Team honors was senior forward John Mooney in 2019.
- Bob Cousy Award Watch List - recognizing the top-20 point guards in the country.
- Naismith Trophy Watch List
- Wooden Award Watch List

CORE NUCLEUS INTACT

For Notre Dame and Head Coach Micah Shrewsberry, retention and player development has been key. For the second consecutive year, the Fighting Irish return the highest scoring by percentage of any ACC school.

1. Notre Dame - 55.1%
2. Virginia Tech - 44.9%
3. BC 39.5%
4. SMU 39.2%
5. Stanford 39.2%

Leading those returners is one of the best backcourt duos in the ACC - junior guards Markus Burton and Braeden Shrewsberry. Approaching their third year together on the court, the duo combined for a league best 35.3 ppg.

HIGHEST RATED ND RECRUIT CLASS IN MODERN HISTORY TAKES THE FLOOR

When Micah Shrewsberry became the Glenn & Stacey Murphy Notre Dame Men's Basketball Head Coach he told fans to jump on now because the train was taking off. Said recruiting train built massive momentum that materialized in Notre Dame's highest-rated recruiting class in the modern era.

The class was ranked fourth in the nation by 247Sports, fifth by ESPN, fifth by Rivals and sixth by ON3. It's also the top-rated class in the state of Indiana; second overall in the ACC.



2025-26 Notre Dame Men's Basketball

The class is comprised of Tommy Ahneman, Ryder Frost, Brady Koehler and Jalen Haralson - the latter (at the time of his signing) was the highest rated recruit for Notre Dame in the modern era.

Haralson became the 20th McDonald's All-American in program history and the first of the Shrews Era.

Frost was on Paul Biancardi's 2025 top shot-makers list. In 2024, he led the UA summer circuit in three-point percentage, converting 45.2 percent.

Koehler was a 2025 AP Indiana Boys Basketball All-State First Team selection. He attended Coach Shrews' high school and averaged 16.3 points, 6.6 rebounds, 3.0 assists and 2.0 steals.

Ahneman was the top-ranked prospect in the state of Minnesota and led Cretin-Derham to a Class 4A State runner-up finish as a senior. He averaged 16.3 points and 10.6 rebounds. Unfortunately, Ahneman is out indefinitely rehabbing his knee.

PAT GARRITY RETURNS TO ALMA MATER IN NEW ROLE

A Notre Dame basketball alumnus has returned home in a new role aimed at revolutionizing the operational aspect of Fighting Irish basketball. Back in May, Pat Garrity was named the Men's & Women's Basketball General Manager, along with serving as the primary sports administrator for the men's program.

Garrity will be tasked with developing long-term roster management strategies for both programs. He'll work to establish a clear vision in recruiting and the transfer portal, while working hand-in-hand with the NIL office on a financial asset allocation strategy.

As the sport administrator for the men's program, other key components of Garrity's role include, but aren't limited to, the development of annual strategic goals, team personnel management, budget analysis, revenue generation and fundraising, alumni relations and facility management.

Garrity graduated magna cum laude from Notre Dame in 1998 with a B.S. in Science Pre Professional Studies. On the court, he was just as successful - a three-time All-Big East selection, the 1997 Big East Player of

the Year, a 1998 Second Team All-American and a two-time First Team Academic All-American. Garrity finished with 2,085 career points, which still ranks fifth all-time.

He was selected 19th overall in the first round of the 1998 NBA draft by the Milwaukee Bucks and traded immediately to the Phoenix Suns. In the summer of 1999 he was traded to the Orlando Magic, competing for nine seasons before retiring in 2008.

During this time, he also served as secretary/treasurer for the National Basketball Players Association for seven seasons.

In August of 2014 Garrity landed the role of Director of Strategic Planning for the Detroit Pistons. In the summer of 2016, Garrity was promoted to Assistant General Manager and held that position for four seasons before leaving the post in 2020.



HASLAM METRICS ANALYSIS



Automated Team Capsule for 2025-26 Notre Dame 9-3 (0.750) | ACC

All-Play Percentage: 0.832 (62 nd)	Schedule Strength: 0.508 (127 th)	Record Quality: 0.273 (63 rd)	Avg. Season Rank: 71.81 (66 th)
Pace: 65.84 (291 st)	Momentum: -0.31 (194 th)	Off. Momentum: 0.90 (108 th)	Def. Momentum: -1.21 (282 nd)
Consistency: -6.32 (13 th)	Res. Consistency: -6.57 (10 th)	Away From Home: -2.18 (291 st)	Paper Tiger Factor: -1.56 (199 th)

NOTE: All data below reflects predicted performance against the "AO" (average opponent), a fictitious opponent who represents the average in every stat category. Hover over column headers or visit "ABOUT" page for an explanation of each measurement. Includes games through December 18, 2025. Data shown on this page is based on time-dependent ratings.

OFFENSE	Eff	FTAR	FT%	FGAR	FG%	3PAR	3P%	MRAR	MR%	NPAR	NP%	PPSt	PPSC	SCC%	%3PA	%MRA	%NPA	Prox
RATING:	117.02	27.45	70.62	88.21	47.78	34.90	38.21	22.84	44.37	30.47	61.31	8.50	14.21	5.44	39.56	25.89	34.54	2.05
RANK:	70 th	186 th	216 th	103 rd	55 th	159 th	36 th	77 th	30 th	276 th	102 nd	338 th	173 rd	201 st	174 th	80 th	297 th	256 th

DEFENSE	Eff	FTAR	FT%	FGAR	FG%	3PAR	3P%	MRAR	MR%	NPAR	NP%	PPSt	PPSC	SCC%	%3PA	%MRA	%NPA	Prox
RATING:	103.44	26.51	--	86.26	41.16	37.87	34.49	23.39	34.50	25.00	57.49	11.62	10.08	3.16	43.90	27.12	28.98	2.15
RANK:	88 th	145 th	--	177 th	53 rd	306 th	200 th	322 nd	77 th	10 th	150 th	118 th	12 th	9 th	317 th	325 th	9 th	11 th

ANALYSIS:

While this site doesn't quite consider them to be in the national title hunt, Notre Dame has the potential to be a formidable opponent for many in Division I. Haslametrics has them ranked 62nd overall (out of 365) in All-Play Percentage, and the team holds a record of 9-3. They are also ranked by this site as the #9 team (out of 18) in the ACC (average ranking 75.0).

Notre Dame has a reasonably potent offensive attack. Occupying the #70 slot in our offensive efficiency rankings, they will score about 117 points for every 100 trips upcourt vs. AO. Notre Dame has a keen ability to drain field goals between the three-point line and the low post. The squad is ranked 30th nationally in mid-range field goal percentage, making about 44.4% of their attempts from those locations vs. AO. The team will take a fair amount of shots from those in-between locations, too. Approximately 25.9% of their attempts vs. AO are of the mid-range variety, which puts the team in the top-100 in that category nationally. Notre Dame is also one of the more accurate teams in the college game when it comes to shooting the three. They're ranked 36th nationally in three-point field goal percentage and make about 38.2% of their attempts from there vs. AO.

Notre Dame plays at roughly the same level defensively as they do offensively. The team ranks 88th nationally in defensive efficiency, allowing about 103 points every 100 trips upcourt vs. AO. Notre Dame does a fantastic job to prevent opposing teams from capitalizing on chances from offensive rebounds. The squad allows AO to convert only 3.2% of all second-chance opportunities (ranked ninth in the NCAA), and with a rating of 10.08, they're 12th in potential points allowed off of the offensive glass as well. Notre Dame has also had some success this season preventing opponents from converting many of their overall field goal attempts. The team ranks #53 nationally in field goal percentage allowed, as AO only makes good on about 41.2% of their total attempts from the floor. If Notre Dame does exhibit a weakness on the defensive end of the floor, it'd likely be the team's unwillingness to take risks in order to score fast points off of the opposition's turnovers. The squad only has a rating of 8.50 in potential points scored off of steals vs. AO, which ranks 28th-worst in the college game.

Notre Dame is one of the most consistent teams in NCAA basketball (currently ranked 13th in consistency), which makes the outcomes of their upcoming games far easier to predict.

CBB ANALYTICS SITE

Team Stats - Full Season Stats

Core Stats	Season	Misc Scoring	Season	Box Score	Season
Net Rating	14.1 78	FB Pts / Game	8.3 29	Points / Game	77.3 64
Offensive Rating	117.6 78	% Pts on Fast Break	10.7% 18	Assists / Game	13.3 46
Defensive Rating	103.6 77	Paint Pts / Game	32.3 55	ORes / Game	10.8 47
Pace	65.1 14	% Pts in Paint	41.8% 41	DRes / Game	26.5 81
Effective FG%	55.8% 86	2nd Pts / Game	10.6 41	Steals / Game	5.0 12
Off Rebound Pct	32.8% 65	% Pts on 2nd Chance	13.7% 32	Blocks / Game	1.8 6
Turnover Pct	15.1% 52	POTOV / Game	14.0 53	TOVs / Game	11.7 64
FT Attempt Rate	33.3% 37	Bench / Game	25.2 68	PFs / Game	17.3 66
Shooting	Season	Adv Offense	Season	Adv Defense	Season
FGAs / Game	57.3 33	Offensive Rating	117.6 78	Defensive Rating	103.6 77
Field Goal Pct	47.7% 82	True Shooting %	58.9% 81	Def Rebound Pct	75.5% 97
2PAs / Game	33.6 35	3-Point Att Rate	41.3% 56	Steal Pct	7.6% 14
2-Point Pct	53.8% 68	FT Attempt Rate	33.3% 37	Block Pct	5.8% 10
3PAs / Game	23.7 55	Assist Pct	48.5% 26	Hakeem Pct	13.4% 7
3-Point Pct	39.1% 95	Turnover Pct	15.1% 52	PF Efficiency	0.39x 9
FTAs / Game	19.1 31	Ast/Tov Ratio	1.14x 53	Steals / PF	0.29x 14
Free Throw Pct	70.3% 38	PFDs / Game	17.2 37	Blocks / PF	0.11x 8

Opponent Stats - Full Season Stats

Core Stats	Season	Misc Scoring	Season	Box Score	Season
Net Rating	-14.1 78	FB Pts / Game	8.8 73	Points / Game	68.1 87
Offensive Rating	103.6 77	% Pts on Fast Break	13.0% 63	Assists / Game	12.9 63
Defensive Rating	117.6 78	Paint Pts / Game	24.2 97	ORes / Game	8.6 94
Pace	65.1 86	% Pts in Paint	35.5% 95	DRes / Game	22.0 84
Effective FG%	49.0% 71	2nd Pts / Game	8.8 90	Steals / Game	5.6 86
Off Rebound Pct	24.5% 97	% Pts on 2nd Chance	12.9% 84	Blocks / Game	2.9 71
Turnover Pct	14.4% 36	POTOV / Game	14.3 43	TOVs / Game	10.8 22
FT Attempt Rate	34.0% 60	Bench / Game	16.7 94	PFs / Game	17.5 42
Shooting	Season	Adv Offense	Season	Adv Defense	Season
FGAs / Game	55.6 81	Offensive Rating	103.6 77	Defensive Rating	117.6 78
Field Goal Pct	41.8% 77	True Shooting %	53.3% 73	Def Rebound Pct	67.2% 65
2PAs / Game	31.8 85	3-Point Att Rate	42.9% 27	Steal Pct	8.5% 83
2-Point Pct	48.0% 79	FT Attempt Rate	34.0% 60	Block Pct	8.7% 66
3PAs / Game	23.8 42	Assist Pct	55.6% 33	Hakeem Pct	17.1% 81
3-Point Pct	33.6% 48	Turnover Pct	14.4% 36	PF Efficiency	0.49x 79
FTAs / Game	18.9 73	Ast/Tov Ratio	1.20x 40	Steals / PF	0.32x 80
Free Throw Pct	71.8% 48	PFDs / Game	17.2 65	Blocks / PF	0.17x 66



2025-26 Notre Dame Men's Basketball

GAME BY GAME COMPARISON



2025-26 Notre Dame Men's Basketball Team Game-by-Game All games

Page 1/1
as of Dec 11, 2025

Opponent	Date	Score	Total		3-Pointers		Free throws		Rebounds											
			FG-FGA	PCT	3FG-3FGA	PCT	FT-FTA	PCT	OFF	DEF	TOT	AVG	PF	A	TO	BLK	STL	PTS	AVG	
LIU	11/03/2025	89-67	W	27-55	.491	14-27	.519	21-30	.700	17	28	45	45.0	24	15	19	1	7	89	89.0
Detroit Mercy	11/07/2025	102-70	W	36-69	.522	14-32	.438	16-22	.727	11	33	44	44.5	15	19	7	2	8	102	95.5
Eastern Ill.	11/11/2025	78-58	W	29-60	.483	9-28	.321	11-15	.733	17	23	40	43.0	15	13	10	1	4	78	89.7
at Ohio St.	11/16/2025	63-64	L	24-51	.471	3-10	.300	12-20	.600	7	29	36	41.3	21	8	13	1	6	63	83.0
Bellarmino	11/19/2025	86-79	W	28-49	.571	7-19	.368	23-32	.719	9	22	31	39.2	23	10	14	1	3	86	83.6
vs Kansas	11/24/2025	61-71	L	22-64	.344	4-24	.167	13-15	.867	10	24	34	38.3	13	6	5	4	7	61	79.8
vs Rutgers	11/25/2025	68-63	W	27-55	.491	8-18	.444	6-9	.667	13	24	37	38.1	14	11	16	2	6	68	78.1
vs Houston	11/26/2025	56-66	L	17-50	.340	6-28	.214	16-21	.762	9	25	34	37.6	19	10	8	1	2	56	75.4
Missouri	12/02/2025	76-71	W	25-54	.463	11-33	.333	15-18	.833	7	26	33	37.1	19	16	13	2	4	76	75.4
at TCU	12/05/2025	87-85	Wot	33-60	.550	12-26	.462	9-20	.450	8	28	36	37.0	20	27	14	2	2	87	76.6
Idaho	12/10/2025	80-65	W	32-61	.525	9-14	.643	7-10	.700	11	28	39	37.2	8	15	9	5	2	80	76.9
Total		846		300-628	.478	97-259	.375	149-212	.703	119	290	409	37.2	191	150	128	22	51	846	76.9
Opponents		759		258-614	.420	88-262	.336	155-214	.724	95	240	335	30.5	189	142	116	30	61	759	69.0

Notre Dame Averages

Games Played	Points/game	FG Pct	3FG Pct	FT Pct	Rebounds/game	Assists/game	Turnovers/game	Assist/Turnover ratio	Steals/game	Blocks/game
11	76.9	47.8	37.5	70.3	37.2	13.6	11.6	1.2	4.6	2.0



2025-26 Notre Dame Men's Basketball Opponents Game-by-Game All games

Page 1/1
as of Dec 11, 2025

Opponent	Date	Score		Total		3-Pointers		Free throws		Rebounds											
				FG-FGA	PCT	3FG-3FGA	PCT	FT-FTA	PCT	OFF	DEF	TOT	AVG	PF	A	TO	BLK	STL	PTS	AVG	
LIU	11/03/2025	89-67	W	21-55	.382	6-18	.333	19-31	.613	14	17	31	31.0	22	12	15	3	10	67	67.0	
Detroit Mercy	11/07/2025	102-70	W	28-67	.418	9-30	.300	5-10	.500	8	25	33	32.0	21	15	13	3	5	70	68.5	
Eastern Ill.	11/11/2025	78-58	W	21-54	.389	6-21	.286	10-12	.833	9	15	24	29.3	17	8	11	1	2	58	65.0	
at Ohio St.	11/16/2025	63-64	L	19-50	.380	7-23	.304	19-23	.826	4	24	28	29.0	16	12	10	4	6	64	64.8	
Bellarmino	11/19/2025	86-79	W	25-46	.543	7-22	.318	22-27	.815	2	15	17	26.6	22	7	13	0	8	79	67.6	
vs Kansas	11/24/2025	61-71	L	28-60	.467	6-20	.300	9-13	.692	10	34	44	29.5	11	16	9	8	2	71	68.2	
vs Rutgers	11/25/2025	68-63	W	20-51	.392	11-27	.407	12-17	.706	11	17	28	29.3	14	12	14	4	5	63	67.4	
vs Houston	11/26/2025	56-66	L	20-59	.339	8-27	.296	18-23	.783	16	28	44	31.1	17	15	5	3	4	66	67.3	
Missouri	12/02/2025	76-71	W	24-54	.444	6-21	.286	17-25	.680	9	22	31	31.1	19	12	12	1	10	71	67.7	
at TCU	12/05/2025	87-85	Wot	29-60	.483	12-29	.414	15-23	.652	5	23	28	30.8	18	20	8	1	6	85	69.4	
Idaho	12/10/2025	80-65	W	23-58	.397	10-24	.417	9-10	.900	7	20	27	30.5	12	13	6	2	3	65	69.0	
Total		759		258-614	.420	88-262	.336	155-214	.724	95	240	335	30.5	189	142	116	30	61	759	69.0	
Notre Dame		846		300-628	.478	97-259	.375	149-212	.703	119	290	409	37.2	191	150	128	22	51	846	76.9	

Opponents Averages

Games Played	Points/game	FG Pct	3FG Pct	FT Pct	Rebounds/game	Assists/game	Turnovers/game	Assist/Turnover ratio	Steals/game	Blocks/game
11	69.0	42.0	33.6	72.4	30.5	12.9	10.5	1.2	5.5	2.7



2025-26 Notre Dame Men's Basketball
SEASON STATS



2025-26 Notre Dame Men's Basketball
Combined Team Statistics
All games

Page 1/1
as of Dec 18, 2025

Game Records

Record	Overall	Home	Away	Neutral
ALL GAMES	9-3	7-0	1-1	1-2
CONFERENCE	0-0	0-0	0-0	0-0
NON-CONFERENCE	9-3	7-0	1-1	1-2

Score by Periods

Team	1st	2nd	OT	TOT
Notre Dame	422	495	11	928
Opponents	394	414	9	817

Team Box Score

No.	Player				Total		3-Point		F-Throw		Rebounds											
		GP-GS	MIN	AVG	FG-FGA	FG%	3FG-3FGA	3FG%	FT-FTA	FT%	OFF	DEF	TOT	AVG	PF	DQ	A	TO	BLK	STL	PTS	AVG
3	BURTON, Markus	10-10	300:59	30.1	65-133	.489	11-36	.306	44-48	.917	6	22	28	2.8	29	0	37	26	1	16	185	18.5
10	HARALSON, Jalen	11-9	273:45	24.9	59-120	.492	0-8	.000	37-57	.649	12	23	35	3.2	26	1	29	24	4	7	155	14.1
11	SHREWSBERRY, Braeden	12-12	358:25	29.9	48-97	.495	39-78	.500	10-14	.714	0	31	31	2.6	13	0	17	9	1	4	145	12.1
5	CERTA, Cole	12-2	241:34	20.1	30-74	.405	27-64	.422	20-20	1.000	5	13	18	1.5	13	0	10	6	0	4	107	8.9
3	TOWAT, Carson	12-12	316:27	26.4	35-56	.625	0-0	.000	10-22	.455	40	82	122	10.2	35	1	24	14	5	7	80	6.7
13	MOHAMMED, Sir	12-4	205:28	17.1	26-61	.426	5-17	.294	9-18	.500	6	24	30	2.5	16	0	19	20	1	9	66	5.5
12	SUNDRA, Garrett	12-11	217:43	18.1	19-41	.463	9-23	.391	1-3	.333	13	27	40	3.3	17	0	5	7	2	2	48	4.0
2	IMES, Logan	12-0	177:36	14.8	14-35	.400	9-22	.409	5-11	.455	6	21	27	2.3	14	0	10	8	0	6	42	3.5
14	NJIE, Kebba	12-0	147:07	12.3	9-15	.600	0-1	.000	18-25	.720	9	33	42	3.5	22	0	3	8	2	1	36	3.0
7	FROST, Ryder	10-0	62:09	6.2	10-26	.385	7-23	.304	3-4	.750	2	7	9	0.9	2	0	2	1	0	1	30	3.0
6	KOEHLER, Brady	11-0	113:38	10.3	12-27	.444	4-12	.333	4-7	.571	5	16	21	1.9	19	1	2	8	6	3	32	2.9
0	STEVENS, Brady	2-0	05:05	2.5	1-2	.500	0-0	.000	0-0	.000	0	1	1	0.5	0	0	0	0	0	0	2	1.0
34	MACLELLAN, Matthew	2-0	05:05	2.5	0-0	.000	0-0	.000	0-0	.000	1	0	1	0.5	2	0	1	0	0	0	0	0.0
Team											24	18	42					9				
Total		12	2425		328-687	.477	111-284	.391	161-229	.703	129	318	447	37.3	208	3	159	140	22	60	928	77.3
Opponents		12	2425		279-667	.418	96-286	.336	163-227	.718	103	264	367	30.6	210	4	155	129	35	67	817	68.1

Team Statistics

	ND	OPP
Scoring	928	817
Points per game	77.3	68.1
Scoring margin	+9.3	-
Field goals-att	328-687	279-667
Field goal pct	.477	.418
3 point fg-att	111-284	96-286
3-point FG pct	.391	.336
3-pt FG made per game	9.3	8.0
Free throws-att	161-229	163-227
Free throw pct	.703	.718
F-Throws made per game	13.4	13.6
Rebounds	447	367
Rebounds per game	37.3	30.6
Rebounding margin	+6.7	-
Assists	159	155
Assists per game	13.3	12.9
Turnovers	140	129
Turnovers per game	11.7	10.8
Turnover margin	-0.9	-
Assist/turnover ratio	1.1	1.2
Steals	60	67
Steals per game	5.0	5.6
Blocks	22	35
Blocks per game	1.8	2.9
Winning streak	4	-
Home win streak	7	-
Attendance	31803	18063
Home games-Avg/Game	7-4543	2-9032
Neutral site-Avg/Game	-	3-2086

Team Results

Date	Opponent		Score	Att.
11/03/2025	LIU	W	89-67	3911
11/07/2025	Detroit Mercy	W	102-70	7608
11/11/2025	Eastern Ill.	W	78-58	3618
11/16/2025	at Ohio St.	L	63-64	12357
11/19/2025	Bellarmino	W	86-79	3676
11/24/2025	vs Kansas	L	61-71	4628
11/25/2025	vs Rutgers	W	68-63	0
11/26/2025	vs Houston	L	56-66	1629
12/02/2025	Missouri	W	76-71	4980
12/05/2025	at TCU	Wot	87-85	5706
12/10/2025	Idaho	W	80-65	3687
12/13/2025	Evansville	W	82-58	4323



2025-26 Notre Dame Men's Basketball NOTRE DAME HIGHS & LOWS

Notre Dame - Game Highs

POINTS	102	Detroit Mercy (11/07/2025)
	89	LIU (11/03/2025)
	87	at TCU (12/05/2025)
	86	Bellarmine (11/19/2025)
	82	Evansville (12/13/2025)
FIELD GOALS MADE	36	Detroit Mercy (11/07/2025)
	33	at TCU (12/05/2025)
FIELD GOAL ATTEMPTS	69	Detroit Mercy (11/07/2025)
	64	vs Kansas (N) (11/24/2025)
FIELD GOAL PERCENTAGE	.571 (28-49)	Bellarmine (11/19/2025)
	.550 (33-60)	at TCU (12/05/2025)
3 PT FG MADE	14	Evansville (12/13/2025)
	14	Detroit Mercy (11/07/2025)
	14	LIU (11/03/2025)
3 PT FG ATTEMPTS	33	Missouri (12/02/2025)
	32	Detroit Mercy (11/07/2025)
3 PT FG PERCENTAGE	.643 (9-14)	Idaho (12/10/2025)
	.560 (14-25)	Evansville (12/13/2025)
FREE THROWS MADE	23	Bellarmine (11/19/2025)
	21	LIU (11/03/2025)
FREE THROW ATTEMPTS	32	Bellarmine (11/19/2025)
	30	LIU (11/03/2025)
FREE THROW PERCENTAGE	.867 (13-15)	vs Kansas (N) (11/24/2025)
	.833 (15-18)	Missouri (12/02/2025)
REBOUNDS	45	LIU (11/03/2025)
	44	Detroit Mercy (11/07/2025)
ASSISTS	27	at TCU (12/05/2025)
	19	Detroit Mercy (11/07/2025)
STEALS	9	Evansville (12/13/2025)
	8	Detroit Mercy (11/07/2025)
BLOCKED SHOTS	5	Idaho (12/10/2025)
	4	vs Kansas (N) (11/24/2025)
TURNOVERS	19	LIU (11/03/2025)
	16	vs Rutgers (N) (11/25/2025)
FOULS	24	LIU (11/03/2025)
	23	Bellarmine (11/19/2025)

Notre Dame - Game Lows

POINTS	56	vs Houston (N) (11/26/2025)
	61	vs Kansas (N) (11/24/2025)
	63	at Ohio St. (11/16/2025)
	68	vs Rutgers (N) (11/25/2025)
	76	Missouri (12/02/2025)
FIELD GOALS MADE	17	vs Houston (N) (11/26/2025)
	22	vs Kansas (N) (11/24/2025)
FIELD GOAL ATTEMPTS	49	Bellarmine (11/19/2025)
	50	vs Houston (N) (11/26/2025)
FIELD GOAL PERCENTAGE	.340 (17-50)	vs Houston (N) (11/26/2025)
	.344 (22-64)	vs Kansas (N) (11/24/2025)
3 PT FG MADE	3	at Ohio St. (11/16/2025)
	4	vs Kansas (N) (11/24/2025)
3 PT FG ATTEMPTS	10	at Ohio St. (11/16/2025)
	14	Idaho (12/10/2025)
3 PT FG PERCENTAGE	.167 (4-24)	vs Kansas (N) (11/24/2025)
	.214 (6-28)	vs Houston (N) (11/26/2025)
FREE THROWS MADE	6	vs Rutgers (N) (11/25/2025)
	7	Idaho (12/10/2025)
FREE THROW ATTEMPTS	9	vs Rutgers (N) (11/25/2025)
	10	Idaho (12/10/2025)
FREE THROW PERCENTAGE	.450 (9-20)	at TCU (12/05/2025)
	.600 (12-20)	at Ohio St. (11/16/2025)
REBOUNDS	31	Bellarmine (11/19/2025)
	33	Missouri (12/02/2025)
ASSISTS	6	vs Kansas (N) (11/24/2025)
	8	at Ohio St. (11/16/2025)
STEALS	2	Idaho (12/10/2025)
	2	at TCU (12/05/2025)
	2	vs Houston (N) (11/26/2025)
BLOCKED SHOTS	0	Evansville (12/13/2025)
	1	vs Houston (N) (11/26/2025)
	1	Bellarmine (11/19/2025)
	1	at Ohio St. (11/16/2025)
	1	Eastern Ill. (11/11/2025)
	1	LIU (11/03/2025)
TURNOVERS	5	vs Kansas (N) (11/24/2025)
	7	Detroit Mercy (11/07/2025)
FOULS	8	Idaho (12/10/2025)
	13	vs Kansas (N) (11/24/2025)



2025-26 Notre Dame Men's Basketball OPPONENT HIGHS & LOWS

Opponent - Game Highs

POINTS	85		at TCU (12/05/2025)
	79		Bellarmine (11/19/2025)
	71		Missouri (12/02/2025)
	71		vs Kansas (N) (11/24/2025)
	70		Detroit Mercy (11/07/2025)
FIELD GOALS MADE	29		at TCU (12/05/2025)
	28		vs Kansas (N) (11/24/2025)
	28		Detroit Mercy (11/07/2025)
FIELD GOAL ATTEMPTS	67		Detroit Mercy (11/07/2025)
	60		at TCU (12/05/2025)
	60		vs Kansas (N) (11/24/2025)
FIELD GOAL PERCENTAGE	.543	(25-46)	Bellarmine (11/19/2025)
	.483	(29-60)	at TCU (12/05/2025)
3 PT FG MADE	12		at TCU (12/05/2025)
	11		vs Rutgers (N) (11/25/2025)
3 PT FG ATTEMPTS	30		Detroit Mercy (11/07/2025)
	29		at TCU (12/05/2025)
3 PT FG PERCENTAGE	.417	(10-24)	Idaho (12/10/2025)
	.414	(12-29)	at TCU (12/05/2025)
FREE THROWS MADE	22		Bellarmine (11/19/2025)
	19		at Ohio St. (11/16/2025)
	19		LIU (11/03/2025)
FREE THROW ATTEMPTS	31		LIU (11/03/2025)
	27		Bellarmine (11/19/2025)
FREE THROW PERCENTAGE	.900	(9-10)	Idaho (12/10/2025)
	.833	(10-12)	Eastern Ill. (11/11/2025)
REBOUNDS	44		vs Houston (N) (11/26/2025)
	44		vs Kansas (N) (11/24/2025)
ASSISTS	20		at TCU (12/05/2025)
	16		vs Kansas (N) (11/24/2025)
STEALS	10		Missouri (12/02/2025)
	10		LIU (11/03/2025)
BLOCKED SHOTS	8		vs Kansas (N) (11/24/2025)
	5		Evansville (12/13/2025)
TURNOVERS	15		LIU (11/03/2025)
	14		vs Rutgers (N) (11/25/2025)
FOULS	22		Bellarmine (11/19/2025)
	22		LIU (11/03/2025)

Opponent - Game Lows

POINTS	58		Evansville (12/13/2025)
	58		Eastern Ill. (11/11/2025)
	63		vs Rutgers (N) (11/25/2025)
	64		at Ohio St. (11/16/2025)
	65		Idaho (12/10/2025)
FIELD GOALS MADE	19		at Ohio St. (11/16/2025)
	20		vs Houston (N) (11/26/2025)
	20		vs Rutgers (N) (11/25/2025)
FIELD GOAL ATTEMPTS	46		Bellarmine (11/19/2025)
	50		at Ohio St. (11/16/2025)
FIELD GOAL PERCENTAGE	.339	(20-59)	vs Houston (N) (11/26/2025)
	.380	(19-50)	at Ohio St. (11/16/2025)
3 PT FG MADE	6		Missouri (12/02/2025)
	6		vs Kansas (N) (11/24/2025)
	6		Eastern Ill. (11/11/2025)
	6		LIU (11/03/2025)
	6		
3 PT FG ATTEMPTS	18		LIU (11/03/2025)
	20		vs Kansas (N) (11/24/2025)
3 PT FG PERCENTAGE	.286	(6-21)	Missouri (12/02/2025)
	.286	(6-21)	Eastern Ill. (11/11/2025)
FREE THROWS MADE	5		Detroit Mercy (11/07/2025)
	8		Evansville (12/13/2025)
FREE THROW ATTEMPTS	10		Idaho (12/10/2025)
	10		Detroit Mercy (11/07/2025)
FREE THROW PERCENTAGE	.500	(5-10)	Detroit Mercy (11/07/2025)
	.613	(19-31)	LIU (11/03/2025)
REBOUNDS	17		Bellarmine (11/19/2025)
	24		Eastern Ill. (11/11/2025)
ASSISTS	7		Bellarmine (11/19/2025)
	8		Eastern Ill. (11/11/2025)
STEALS	2		vs Kansas (N) (11/24/2025)
	2		Eastern Ill. (11/11/2025)
BLOCKED SHOTS	0		Bellarmine (11/19/2025)
	1		at TCU (12/05/2025)
	1		Missouri (12/02/2025)
	1		Eastern Ill. (11/11/2025)
TURNOVERS	5		vs Houston (N) (11/26/2025)
	6		Idaho (12/10/2025)
FOULS	11		vs Kansas (N) (11/24/2025)
	12		Idaho (12/10/2025)



2025-26 Notre Dame Men's Basketball

INDIVIDUAL HIGHS

Notre Dame - Individual Game Highs			
POINTS	26		Braeden Shrewsberry vs Evansville (12/13/2025)
	25		Markus Burton vs Bellarmine (11/19/2025)
	24		Markus Burton vs Kansas (N) (11/24/2025)
	24		Markus Burton vs LIU (11/03/2025)
	22		Cole Certa vs LIU (11/03/2025)
FIELD GOALS MADE	10		Markus Burton vs Bellarmine (11/19/2025)
	9		Braeden Shrewsberry vs Evansville (12/13/2025)
	9		Carson Towt vs Idaho (12/10/2025)
	9		Markus Burton vs Rutgers (N) (11/25/2025)
	9		Markus Burton vs Kansas (N) (11/24/2025)
FIELD GOAL ATTEMPTS	19		Markus Burton vs Eastern Ill. (11/11/2025)
	18		Markus Burton vs Kansas (N) (11/24/2025)
FIELD GOAL PERCENTAGE (min 5 made)	1.000	(6-6)	Carson Towt at TCU (12/05/2025)
	1.000	(6-6)	Jalen Haralson vs Eastern Ill. (11/11/2025)
3 PT FG MADE	8		Braeden Shrewsberry vs Evansville (12/13/2025)
	6		Cole Certa at TCU (12/05/2025)
	6		Braeden Shrewsberry vs Eastern Ill. (11/11/2025)
	6		Cole Certa vs LIU (11/03/2025)
3 PT FG ATTEMPTS	12		Cole Certa at TCU (12/05/2025)
	10		Braeden Shrewsberry vs Evansville (12/13/2025)
3 PT FG PERCENTAGE (min 2 made)	1.000	(2-2)	Sir Mohammed vs Idaho (12/10/2025)
	1.000	(2-2)	Garrett Sundra at TCU (12/05/2025)
FREE THROWS MADE	8		Markus Burton at Ohio St. (11/16/2025)
FREE THROW ATTEMPTS	8		Markus Burton vs LIU (11/03/2025)
	9		Jalen Haralson vs Bellarmine (11/19/2025)
	9		Markus Burton at Ohio St. (11/16/2025)
	9		Markus Burton vs LIU (11/03/2025)
FREE THROW PERCENTAGE (min 3 made)	1.000	(6-6)	Markus Burton vs Kansas (N) (11/24/2025)
	1.000	(6-6)	Cole Certa vs Bellarmine (11/19/2025)
	1.000	(4-4)	Markus Burton vs Missouri (12/02/2025)
	1.000	(4-4)	Kebba Njie vs Bellarmine (11/19/2025)
	1.000	(4-4)	Markus Burton vs Eastern Ill. (11/11/2025)
	1.000	(4-4)	Braeden Shrewsberry vs Detroit Mercy (11/07/2025)
	1.000	(4-4)	Kebba Njie vs LIU (11/03/2025)
	1.000	(4-4)	Cole Certa vs LIU (11/03/2025)
	1.000	(3-3)	Brady Koehler vs Evansville (12/13/2025)
	1.000	(3-3)	Markus Burton vs Bellarmine (11/19/2025)
	1.000	(3-3)	Jalen Haralson at Ohio St. (11/16/2025)
REBOUNDS	19		Carson Towt vs LIU (11/03/2025)
	15		Carson Towt vs Idaho (12/10/2025)
ASSISTS	10		Markus Burton vs Missouri (12/02/2025)
	9		Jalen Haralson at TCU (12/05/2025)
STEALS	4		Markus Burton vs Detroit Mercy (11/07/2025)
	3		Sir Mohammed vs Evansville (12/13/2025)
	3		Markus Burton vs Rutgers (N) (11/25/2025)
	3		Markus Burton vs Kansas (N) (11/24/2025)
	3		Markus Burton vs Kansas (N) (11/24/2025)
BLOCKED SHOTS	4		Brady Koehler vs Idaho (12/10/2025)
	2		Carson Towt vs Kansas (N) (11/24/2025)
TURNOVERS	6		Markus Burton vs Rutgers (N) (11/25/2025)
	5		Jalen Haralson at TCU (12/05/2025)
	5		Sir Mohammed vs Rutgers (N) (11/25/2025)
FOULS	5		Brady Koehler vs Evansville (12/13/2025)
	5		Carson Towt at TCU (12/05/2025)
	5		Jalen Haralson vs Missouri (12/02/2025)

Opponent - Individual Game Highs			
POINTS	26		Mark Mitchell vs Missouri (12/02/2025)
	24		Bruce Thornton at Ohio St. (11/16/2025)
	24		TJ Nadeau vs Detroit Mercy (11/07/2025)
	22		Jacob Crews vs Missouri (12/02/2025)
	21		Jamichael Davis vs Rutgers (N) (11/25/2025)
	21		Jamichael Davis vs Rutgers (N) (11/25/2025)
FIELD GOALS MADE	9		TJ Nadeau vs Detroit Mercy (11/07/2025)
	8		Mark Mitchell vs Missouri (12/02/2025)
	8		Flory Bidunga vs Kansas (N) (11/24/2025)
	8		Bryson Tiller vs Kansas (N) (11/24/2025)
	8		Bruce Thornton at Ohio St. (11/16/2025)
	8		Kooper Jacobi vs Eastern Ill. (11/11/2025)
FIELD GOAL ATTEMPTS	17		Jackson Rasmussen vs Idaho (12/10/2025)
	17		Mark Mitchell vs Missouri (12/02/2025)
FIELD GOAL PERCENTAGE (min 5 made)	.667	(6-9)	Jack Karasinski vs Bellarmine (11/19/2025)
	.643	(9-14)	TJ Nadeau vs Detroit Mercy (11/07/2025)
3 PT FG MADE	6		TJ Nadeau vs Detroit Mercy (11/07/2025)
	5		Jacob Crews vs Missouri (12/02/2025)
	5		Jamichael Davis vs Rutgers (N) (11/25/2025)
3 PT FG ATTEMPTS	11		Emanuel Sharp vs Houston (N) (11/26/2025)
	11		TJ Nadeau vs Detroit Mercy (11/07/2025)
3 PT FG PERCENTAGE (min 2 made)	.714	(5-7)	Jamichael Davis vs Rutgers (N) (11/25/2025)
	.667	(2-3)	Tre White vs Kansas (N) (11/24/2025)
FREE THROWS MADE	10		Christoph Tilly at Ohio St. (11/16/2025)
	9		Mark Mitchell vs Missouri (12/02/2025)
FREE THROW ATTEMPTS	13		Christoph Tilly at Ohio St. (11/16/2025)
	11		Mark Mitchell vs Missouri (12/02/2025)
FREE THROW PERCENTAGE (min 3 made)	1.000	(6-6)	Biko Johnson vs Idaho (12/10/2025)
	1.000	(6-6)	Preston Turner vs Eastern Ill. (11/11/2025)
	1.000	(5-5)	Tariq Francis vs Rutgers (N) (11/25/2025)
	1.000	(4-4)	Milos Uzan vs Houston (N) (11/26/2025)
	1.000	(4-4)	Mercy Miller vs Houston (N) (11/26/2025)
	1.000	(4-4)	Bruce Thornton at Ohio St. (11/16/2025)
	1.000	(3-3)	Kenyon Goodin vs Bellarmine (11/19/2025)
	1.000	(3-3)	John Mobley Jr. at Ohio St. (11/16/2025)
REBOUNDS	9		Connor Turnbull vs Evansville (12/13/2025)
	9		Tre White vs Kansas (N) (11/24/2025)
	9		Flory Bidunga vs Kansas (N) (11/24/2025)
	9		Bryson Tiller vs Kansas (N) (11/24/2025)
ASSISTS	8		Brock Harding at TCU (12/05/2025)
	7		Greg Gordon vs LIU (11/03/2025)
STEALS	5		Anthony Robinson II vs Missouri (12/02/2025)
	4		Micah Robinson at TCU (12/05/2025)
	4		Jomo Goings vs LIU (11/03/2025)
	4		Greg Gordon vs LIU (11/03/2025)
BLOCKED SHOTS	5		Flory Bidunga vs Kansas (N) (11/24/2025)
	4		Connor Turnbull vs Evansville (12/13/2025)
TURNOVERS	5		Anthony Robinson II vs Missouri (12/02/2025)
	4		Brian Waddell vs Bellarmine (11/19/2025)
	4		Malik Olafoye vs Eastern Ill. (11/11/2025)
	4		Malachi Davis vs LIU (11/03/2025)
FOULS	5		Anthony Robinson II vs Missouri (12/02/2025)
	5		Joseph Tugler vs Houston (N) (11/26/2025)
	5		Nate Johnson vs Detroit Mercy (11/07/2025)
	5		Malachi Davis vs LIU (11/03/2025)



2025-26 Notre Dame Men's Basketball

LAST TIME NOTRE DAME...

NOTRE DAME RECORDED A ...

	Score	Opponent	Date
1-Point win	55-54	vs. Pitt (ACC Tourney)	3/11/25
3 Consecutive 20-Point wins	89-67	LIU	11/3/25
	102-70	Detroit Mercy	11/7/25
	78-58	Eastern Illinois	11/11/25
30-Point win	102-70	Detroit Mercy	11/7/25
30-Point ACC win	90-56	Georgia Tech	2/26/22
40-Point win	92-49	Seattle	11/16/16
50-Point win	107-53	North Carolina A&T	12/4/16
30-Point loss	51-84	vs. #7 North Carolina	3/5/24
15-Point rally	93-89	at Duke	2/9/21
20-Point rally	71-65	vs. Virginia Tech (2nd half)	3/17/18
last-second shot win	89-87	vs. Rutgers (Atkinson Jr. lay up, 1.4)	3/16/22
last-10-second win	87-85	at TCU (OT)	12/5/25
overtime game	87-85	at TCU (OT)	12/5/25
multi-overtime game	112-110	vs Cal (4OT)	3/8/25
overtime victory	87-85	at TCU (OT)	12/5/25
5-game win streak	5 games	11/10/22 to 11/22/22	
10-game win streak	11 games	11/26/14 through 1/5/15	
15-game win streak	18 games	12/31/53 through 3/9/54	
5-game loss streak	5	11/22/24 through 12/3/24	

NOTRE DAME SHOT ...

	%	FGM-FGA	Opponent	Date
55% on FGs	.550	33-60	at TCU	12/5/25
55% on FGs, consecutive games	.552	32-58	at Duke	2/9/21
	.593	32-64	at Georgia Tech	2/6/21
60% on FGs	.615	32-52	at Syracuse	2/24/24
65% on FGs	.660	35-53	at Boston College	2/21/15
65% on FGs, first half	.696	16-23	Virginia	12/30/23
55% on 3FGs (10+ att)	.560	14-25	Evansville	12/13/25
60% on 3FGs (10+ att)	.643	9-14	Idaho	12/10/25
70% on 3FGs (10+ att)	.714	15-21	at Florida State	1/18/17
90% on FTs (10+ att)	.905	19-21	at #13/14 Clemson	2/26/25
100% on FTs (10+ att)	1.000	16-16	Virginia Tech	2/8/25

NOTRE DAME ...

	Pts	ND-Opp	Opponent	Date
Scored 100 points	102	102-70	Detroit Mercy	11/7/25
Scored 110 points	112	112-110 (4OT)	Cal	3/8/25
Scored 100 points on the road	103	103-84	at Providence	2/21/09
Scored 100 points at a neutral site	100	100-77	vs. Houston	3/12/78
Scored 100 points and lost	106	106-119	vs. Houston	3/20/71
Allowed 100 points	110	112-110 (4OT)	Cal	3/8/25
Scored less than 50 points	48	48-69	at Georgia	12/3/24
Allowed less than 40 points	39	82-39	Binghamton	11/14/14

Allowed less than 50 points	43	59-43	Jacksonville	12/27/22
	Stat	Mid-Att	Opponent	Date
Made 40 FGs	41	41-59	Detroit Mercy	12/10/19
Made 15 or more 3FGs	15-37		at Syracuse	1/14/23
Made 15 or more 3FGs in consecutive games	20-39		Detroit Mercy	12/10/19
	15-39		UCLA	12/14/19
Made 10 3FGs in a half	.667	10-15	at Syracuse (2nd Half)	2/24/24
Made 20 3FGs	.513	20-39	Detroit Mercy	12/10/19
Made 30 free throws	94.7%	36-38	UIC	11/6/18
Had 15 or more assists in 1st half	15		at Syracuse	2/20/21
Had 15 or more assists in 2nd half	16		Detroit Mercy	12/10/19
Had 20 or more assists	See 25			
Had 25 or more assists	27		at TCU (OT)	12/5/25
Had 30 or more assists	33		Detroit Mercy	12/10/19
Had 15 offensive rebounds	17		LIU	11/3/25
Had 20 offensive rebounds	22		Marshall	11/15/19
Had 25 offensive rebounds	26		Louisville (2 OT)	1/16/18
Had 50 total rebounds	50		Cal	3/8/25
Doubled opponent rebounds	50/23		Stonehill	11/6/24
Allowed zero off rebounds	0		Bellarmine	12/23/20
Committed 5 turnovers or less	4		Wake Forest	2/4/23
Committed 25 turnovers	26		at Villanova	2/8/00
Forced 15 turnovers	18		Boston College	1/13/25
Forced 20 turnovers	21		Toledo (OT)	
Forced 25 turnovers	30		New Hampshire	11/16/01

NOTRE DAME ...

	Opponent	Date	Player	Stat
5 double-figure scorers	See 6			
6 double-figure scorers	Detroit Mercy	11/7/25	Carson Towt	11
			Markus Burton	13
			Braeden Shrewsbury	19
			Sir Mohammed	10
			Ryder Frost	10
			Brady Koehler	10
7 double-figure scorers	North Carolina A&T	12/4/16	V.J. Beachem	19
			Matt Ryan	17
			Matt Farrell	15
			Steve Vasturia	13
			T.J. Gibbs	12
			Rex Pflueger	10
			Bonzie Colson	10
4 players score 15 points	Ohio State	12/8/20	Prentiss Hubb	26
			Nate Laszewski	17
			Dane Goodwin	16
			Cormac Ryan	15
2 double-figure rebounders	See 3			
3 double-figure rebounders	at Boston College	1/15/24	Carey Booth	13
			Kebba Njie	10
			Julian Roper II	10



2025-26 Notre Dame Men's Basketball

LAST TIME NOTRE DAME...

2 players with 10 or more assists	Chicago State	11/26/12	Eric Atkins	11	15-19 rebounds	15	Carson Towt	Idaho	12/10/25
3 players with 5 or more assists	Fairleigh Dickinson	11/26/29	Jerian Grant	10	20+ rebounds	20	John Mooney	Clemson	3/6/19
2 players with double-doubles	at Georgia Tech	1/9/24	T.J. Gibbs	5	a double-double off the bench	18 pts, 11 reb	J.R. Konieczny	vs Auburn	11/16/23
3 players with double-doubles	High Point	11/16/21	Rex Pflueger	5	consecutive double-doubles	12 pts, 10 reb	J.R. Konieczny	at Miami	12/2/23
2 players with 5 or more 3FGM	at Syracuse	1/30/21	Prentiss Hubb	5		19 pts, 10 reb		Western Michigan	12/5/23
3 players with 3 or more 3FGM	at Louisville	1/22/22	Tae Davis	10 pts, 11 reb	Double-Double with pts and assists	18 pts, 10 ast	Markus Burton	Missouri	12/2/25
2 30-point scorers	Villanova	2/28/11	Paul Atkinson Jr.	10 pts, 11 reb	12 consecutive double-doubles	12	John Mooney	FDU, MD, BC, Det Mercy, UCLA, Indiana, AA&M, Syracuse, NC State, Lville, at GT, Syracuse	11/26/19 - 1/22/20
2 20-point scorers	Evansville	12/13/25	Nate Laszewski	19 pts, 11 reb	a triple-double	24 pts, 11 ast, 11 stls	Chris Thomas &	New Hampshire	11/16/01
3 20-point scorers	at Syracuse	1/4/20	Dane Goodwin	10 pts, 16 reb	15+ point, 5+ assists, 5+ steals	18 pts, 5 ast, 5 stl	Markus Burton	Georgia Tech	2/14/24
A player ejected	Evansville	12/13/25	Prentiss Hubb	12 pts, 11 reb	20+ points, 5+ rebounds, 5+ assists	20 pts, 5 reb, 9 ast	Jalen Haralson	at TCU (OT)	12/5/25
A coach ejected	at Syracuse	1/18/25	Trey Wertz	3-3	20 pts, 10 reb	20 pts, 10 reb	Tae Davis	Dartmouth	12/11/24
9 different players with a three-pointer	Maryland Eastern Shore	11/22/23	Ben Hansbrough	30	25 pts, 15 reb	28 pts, 16 reb	John Mooney	Marshall	11/15/19
			Tim Abromaitis	30	20 pts, 20 reb	25 pts, 20 reb	Troy Murphy	at Seton Hall	1/8/01
			Braeden Shrewsberry	26	20 pts, 10 ast	22 pts, 10 ast	Matt Farrell	vs. Purdue	12/17/16
			Sir Mohammed	21	10+ assists	10	Markus Burton	Missouri	12/2/25
			John Mooney	28	5-9 blocks	5	Juwan Durham	Alabama A&M	12/29/19
			Prentiss Hubb	22	10+ blocks	11	Jordan Cornette	Belmont	11/17/02
			T.J. Gibbs	21	5-9 steals	5	Julian Roper II	North Dakota	11/19/24
			Brady Koehler		10+ steals	11	Chris Thomas	New Hampshire	11/16/01
			Micah Shrewsberry		10+ offensive rebounds	11	Martinas Geben #	Louisville (20T)	1/13/16

AN OPPOSING PLAYER HAD ...

25+ points	Stat	Player	Opponent	Date	6 3FGs	see 8			
30+ points	26	Mark Mitchell	Missouri	12/2/25	7 3FGs	see 8			
35+ points	See 35+				8 3FGs	8-10	Braeden Shrewsberry	Evansville	12/13/25
40+ points	36	Jeremiah Wilkinson	Cal	3/8/25	9 3FGs	9-13	Tim Abromaitis	Villanova	2/28/11
45+ points	42	Cooper Flagg	at #4 Duke	1/11/25	10 3FGs	10-12	Matt Farrell	at Boston College	2/17/18
50+ points	46	Jerome Robinson	Boston College	2/6/18	5 consecutive 3FGs without a miss	6	Braeden Shrewsberry	Evansville	12/13/25
15 rebounds	52	Marshon Brooks	Providence	2/23/11	9 consecutive 3FGs without a miss	9-9	Matt Farrell	at Boston College	2/17/18
20 rebounds	16	Matthew Cleveland	Florida State	1/17/23					
	22	DeJuan Blair	Pittsburgh	1/31/09					
2 players w/ double-double	16 points, 11 reb	Armando Bacot	North Carolina	2/22/23	5 consecutive 20-pt games	20	Markus Burton	Pitt	2/22/25
	11 points, 10 reb	Pete Nance				30		at Clemson	2/26/25
a triple-double	18 pts, 10 reb, 13 ast	Marcus Williams	Connecticut	2/21/06		29		at Wake Forest	3/1/25
20 pts, 10 reb	20 pts, 10 reb	Maxime Raynaud	Stanford	3/5/25		24		Stanford	3/5/25
20 pts, 20 reb	23 pts, 22 reb	DeJuan Blair	Pittsburgh	1/31/09		43		Cal	3/8/25
6+ 3FGs	6	TJ Nadeau	Detroit Mercy	11/7/25					
10 assists	10	Elliot Cadeau	UNC	3/12/25					
10 blocks	10	Hasheem Thabeet	Connecticut	1/5/08					
10 steals	11	Mark Macon	Temple	1/29/89					
	11	Armando Bacot							
3 players w/ double-digit reb.	10	Pete Nance	North Carolina	2/22/23					
	11	Leaky Black							
	14	Mady Sissoko							
5 players with double-digit points	36	Jeremiah Wilkinson	Cal	3/8/25	10 games or more with 20+ points	14	Luke Harangody		12/6/08-2/4/09
	21	Andrej Stojakovic			Scored 15 or more consecutive points	17	Dane Goodwin	at Duke	2/14/23
	11	Jovan Blacksher Jr							
	15	DJ Campbell							

AN IRISH PLAYER HAD ...

20 or more pts in a half	Stat	Player	Opponent	Date
20 or more pts in 1st half	22 (1st)	Markus Burton	at Syracuse	1/18/25
20 or more pts in 2nd half	22	Markus Burton	at Syracuse	1/18/25
		Tae Davis	at Georgia Tech	12/31/24
30-39 points	See 40			
40-49 points	43	Markus Burton	Cal	3/8/25
50+ points	52	Austin Carr	vs. TCU	3/13/71



2025-26 Notre Dame Men's Basketball

GAME

1

LIU, 67

NOTRE DAME, 89

Nov. 3, 2025
Purcell Pavilion (South Bend, IN)



Official Basketball Box Score - Final
LIU at Notre Dame
11/03/25 Purcell Pavilion at the Joyce Center, Notre Dame
ESPN-3D Men's Basketball

Game Time 7:00 PM
Game Duration 1:57
Attendance 7,871

Officials: Clarence Ammons, Rob Terry, Cassie Johnson

LU - ST		Records: 8-1																	
NO. Name	Min	FG M-A	3P M-A	FT M-A	Rebounds OR DR TOT	Fouls PF F	TP	AS	TO	ST	Blocks BS BA	+/-	Shooting By Period						
6 Mason Porter-Brown	F 35:32	3-8	1-2	5-6	2 2 4	1 4	12	1	2	1	1	-22	1 st FG% 6-28 21.4%						
22 Shadrak Lasu	F 22:59	2-2	1-1	3-5	1 3 4	2 3	8	1	1	0	2	0	3 rd 2-6 25.0%						
33 Jamal Fuller	F 28:48	3-8	3-6	3-4	1 4 5	4 5	12	2	1	0	0	-18	1 st FG% 11-16 68.8%						
0 Malachi Davis	G 23:55	2-8	0-3	1-2	0 1 1	5 2	5	0	4	1	0	-9	2 nd FG% 15-27 55.6%						
2 Greg Gordon	F 35:18	5-12	0-0	1-2	3 4 7	4 1	11	7	2	4	0	-11	3 rd FG% 4-10 40%						
1 Jomo Goinis	32:13	2-6	1-3	3-6	5 2 7	3 5	8	1	3	4	0	-24	4 th FG% 1-2 50%						
3 Fahim Saintleger-Meran	05:10	0-0	0-0	1-2	0 0 0	0 1	1	0	0	0	0	0	GM FG% 23-50 46%						
7 Isiah Miranda	18:05	4-11	0-3	2-4	0 0 0	0 3	10	0	1	0	0	-12	3 rd 1-2 50%						
													FT% 11-16 68.3%						
Team					2 1 3	0 0	0	1	0	0	0		Dead End Rebounds 4						
Totals	21:55	6-18	19-31	14	17	31	22	24	67	12	15	10	1	-22					

Records: 9-6													Shooting By Period												
NO. Name	Min	FG	3P	FT	Rebounds	Fouls	TP	AS	TO	ST	Blocks	+/-	1 st FG%	2 nd FG%	3 rd FG%	4 th FG%	GM FG%	FT%	3PT%	Reb	PF	BLK	+/-		
12 Garrett Sundra	19:59	2-4	1-3	0-0	6 13 19	2 0	2	3	0	2	1	0	12	1 st FG% 11-30 36.7%	2 nd FG% 5-13 38.5%	3 rd FG% 13-17 76.5%	4 th FG% 16-25 64.0%	GM FG% 36-59 61%	FT% 21-30 70.0%	3PT% 1-3 33.3%	19	7	1	22	
3 Markus Burton	27:11	7-13	2-4	8-9	1 0 1	4 7	24	1	4	0	0	1	23	1 st FG% 11-30 36.7%	2 nd FG% 5-13 38.5%	3 rd FG% 13-17 76.5%	4 th FG% 16-25 64.0%	GM FG% 36-59 61%	FT% 21-30 70.0%	3PT% 1-3 33.3%	19	7	1	22	
10 Jalen Haralson	12:23	2-7	0-1	0-1	0 3 3	1 3	4	0	4	0	0	1	7	1 st FG% 11-30 36.7%	2 nd FG% 5-13 38.5%	3 rd FG% 13-17 76.5%	4 th FG% 16-25 64.0%	GM FG% 36-59 61%	FT% 21-30 70.0%	3PT% 1-3 33.3%	19	7	1	22	
11 Braeden Shrewsbury	18:29	1-4	0-2	0-0	0 0 0	1 0	2	3	1	1	0	1	7	1 st FG% 11-30 36.7%	2 nd FG% 5-13 38.5%	3 rd FG% 13-17 76.5%	4 th FG% 16-25 64.0%	GM FG% 36-59 61%	FT% 21-30 70.0%	3PT% 1-3 33.3%	19	7	1	22	
5 Cole Carta	24:59	6-10	6-9	4-4	2 2 4	2 2	22	2	2	0	0	13	1 st FG% 11-30 36.7%	2 nd FG% 5-13 38.5%	3 rd FG% 13-17 76.5%	4 th FG% 16-25 64.0%	GM FG% 36-59 61%	FT% 21-30 70.0%	3PT% 1-3 33.3%	19	7	1	22		
6 Brady Koehler	06:20	0-1	0-1	1-2	0 0 0	2 2	1	1	1	0	0	0	13	1 st FG% 11-30 36.7%	2 nd FG% 5-13 38.5%	3 rd FG% 13-17 76.5%	4 th FG% 16-25 64.0%	GM FG% 36-59 61%	FT% 21-30 70.0%	3PT% 1-3 33.3%	19	7	1	22	
13 Sir Mohammed	16:45	1-3	1-2	2-4	0 1 1	2 2	5	1	3	1	0	8	1 st FG% 11-30 36.7%	2 nd FG% 5-13 38.5%	3 rd FG% 13-17 76.5%	4 th FG% 16-25 64.0%	GM FG% 36-59 61%	FT% 21-30 70.0%	3PT% 1-3 33.3%	19	7	1	22		
14 Kebba Njie	11:26	2-3	0-0	4-4	3 1 4	3 4	8	0	0	0	0	-5	1 st FG% 11-30 36.7%	2 nd FG% 5-13 38.5%	3 rd FG% 13-17 76.5%	4 th FG% 16-25 64.0%	GM FG% 36-59 61%	FT% 21-30 70.0%	3PT% 1-3 33.3%	19	7	1	22		
2 Logan Imes	20:13	0-0	0-0	1-4	1 2 3	2 2	1	3	2	2	0	8	1 st FG% 11-30 36.7%	2 nd FG% 5-13 38.5%	3 rd FG% 13-17 76.5%	4 th FG% 16-25 64.0%	GM FG% 36-59 61%	FT% 21-30 70.0%	3PT% 1-3 33.3%	19	7	1	22		
7 Ryder Frost	13:35	5-6	4-5	1-2	1 2 1	1 1	15	1	0	0	0	11	1 st FG% 11-30 36.7%	2 nd FG% 5-13 38.5%	3 rd FG% 13-17 76.5%	4 th FG% 16-25 64.0%	GM FG% 36-59 61%	FT% 21-30 70.0%	3PT% 1-3 33.3%	19	7	1	22		
Team					2 2 4	0 0	0	0	0	0	0		1 st FG% 11-30 36.7%	2 nd FG% 5-13 38.5%	3 rd FG% 13-17 76.5%	4 th FG% 16-25 64.0%	GM FG% 36-59 61%	FT% 21-30 70.0%	3PT% 1-3 33.3%	19	7	1	22		
Totals	27:55	14-27	21-30	17	28	45	24	22	59	15	19	7	1	22											

Major Points: NONE													Shooting By Period												
		LIJ					UND			Points from		LIJ		UND		Period by Period Scoring									
Wiggett Lead	0 (1 1st 20:00)					22 (2 1st 20:00)			Turnovers	14		21		1st 2nd TOT											
Best Scoring Pair	6 (2 1st 00:00)					6 (1 1st 16:00)			Points	24		28		LIJ 26 42 67											
Lead Changes	0								Second Chance	12		21													
Times Tied	0								Free Throws	12		6		UND 40 46 86											
Time with Lead	00:00					39:34			Bench	16		32													

Major Points: NONE													Shooting By Period												
NO.	Name	Min	FG	3P	FT	Rebounds	Fouls	TP	AS	TO	ST	Blocks	+/-	1st FG%	2nd FG%	3rd FG%	4th FG%	GM FG%	FT%	3PT%	Reb	PF	BLK	+/-	
12	Garrett Sundra	19:59	2-4	1-3	0-0	6 13 19	2 0	2	3	0	2	1	0	12	1st FG% 11-30 36.7%	2nd FG% 5-13 38.5%	3rd FG% 13-17 76.5%	4th FG% 16-25 64.0%	GM FG% 36-59 61%	FT% 21-30 70.0%	3PT% 1-3 33.3%	19	7	1	22
33	Carson Towt	17:40	1-4	0-0	0-0	0 1 1	2 4	1	1	1	0	0	24	1st FG% 11-30 36.7%	2nd FG% 5-13 38.5%	3rd FG% 13-17 76.5%	4th FG% 16-25 64.0%	GM FG% 36-59 61%	FT% 21-30 70.0%	3PT% 1-3 33.3%	19	7	1	22	
3	Markus Burton	27:11	7-13	2-4	8-9	1 0 1	4 7	24	1	4	0	0	1	23	1st FG% 11-30 36.7%	2nd FG% 5-13 38.5%	3rd FG% 13-17 76.5%	4th FG% 16-25 64.0%	GM FG% 36-59 61%	FT% 21-30 70.0%	3PT% 1-3 33.3%	19	7	1	22
10	Jalen Haralson	12:23	2-7	0-1	0-1	0 3 3	1 3	4	0	4	0	0	1	7	1st FG% 11-30 36.7%	2nd FG% 5-13 38.5%	3rd FG% 13-17 76.5%	4th FG% 16-25 64.0%	GM FG% 36-59 61%	FT% 21-30 70.0%	3PT% 1-3 33.3%	19	7	1	22
11	Braeden Shrewsbury	18:29	1-4	0-2	0-0	0 0 0	1 0	2	3	1	1	0	1	7	1st FG% 11-30 36.7%	2nd FG% 5-13 38.5%	3rd FG% 13-17 76.5%	4th FG% 16-25 64.0%	GM FG% 36-59 61%	FT% 21-30 70.0%	3PT% 1-3 33.3%	19	7	1	22



2025-26 Notre Dame Men's Basketball

GAME
5

BELLARMINE, 79
NOTRE DAME, 86

Nov. 24, 2025
MGM Grand Garden Arena (Las Vegas)



Official Basketball Box Score - Final
Bellarmine at Notre Dame
11/24/2025 MGM Grand Garden Arena, Las Vegas
BWP-20 Men's Basketball

Game Time 7:00 PM
Game Duration 1:01
Attendance 1,571

Offensive DR: Cornejo Jr., Tony Henderson, Joe Givens

Notre Dame - 86

Records 5-4

NO. Name	Min	FG	3P	FT	Rebounds	Fouls	TP	AS	TO	ST	Blocks	BS	BA	+/-
11 Brian Waddell	33:46	6-10	1-3	5-7	1 4 5	2 5	18	1 4	2 0	0 4	0 0	0 0	4	
23 Sam Donald	25:02	0-6	0-4	2-2	0 1 1	3 1	2	0 2	3 0	1 1	0 0	0 0	1	-17
32 Jack Karsinski	29:20	6-9	2-5	3-5	0 4 4	3 5	17	0 2	1 0	0 0	0 0	0 0	3	
2 Tyler Doyle	03:33	0-0	0-0	0 0	0 0 0	0 0	0	0 0	1 0	0 0	0 0	0 0	0	-5
8 Kenyon Goodin	33:14	3-4	1-2	3-3	0 2 2	4 3	10	2 1	0 0	0 0	0 0	0 0	1	-11
24 Michael Wilson Jr.	28:49	4-6	2-4	7-8	0 0 0	3 4	17	0 1	1 1	0 0	0 0	0 0	1	
22 Darius Bolden	10:21	1-2	0-1	0-0	0 0 0	3 0	2	1 1	0 0	0 0	0 0	0 0	0	-4
5 Myles Watkins	20:52	4-6	1-2	2-2	0 3 3	3 2	11	3 2	1 0	0 0	0 0	0 0	6	
10 Grant Whitaker	10:30	0-1	0-0	0-0	0 1 1	0 3	0	0 0	0 0	0 0	0 0	0 0	0	-4
7 Donovan Hunter	04:33	1-2	0-1	0-0	1 0 1	1 0	2	0 0	0 0	0 0	0 0	0 0	0	-5
Team					0 0 0	0 0	0	0	0	0	0	0	0	
Totals	25-46	7-22	2-27	2 15 17	22 23	79	7	13	8	0	1	3		

Major Points: NONE

Notre Dame - 86

Records 5-4

NO. Name	Min	FG	3P	FT	Rebounds	Fouls	TP	AS	TO	ST	Blocks	BS	BA	+/-
12 Garrett Sundra	09:43	0-0	0-0	0-0	1 0 1	2 0	0	0 2	0 0	0 0	0 0	0 0	5	
33 Carson Towt	29:23	4-6	0-0	4-6	3 8 11	2 5	12	0 2	0 0	0 0	0 0	0 0	12	
3 Markus Burton	31:00	10-13	2-4	3-3	0 1 1	4 3	25	4 2	1 0	0 0	0 0	0 0	7	
10 Jalen Haralson	39:57	6-12	0-2	4-9	3 1 4	2 7	16	5 1	0 0	0 0	0 0	0 0	13	
11 Braeden Shrewsberry	28:56	2-5	2-5	1-2	0 4 4	3 1	7	0 1	0 1	0 0	0 0	0 0	12	
6 Brady Koehler	13:02	2-3	0-1	0-0	1 2 3	0 4	0	1 0	0 0	0 0	0 0	0 0	4	
13 Sir Mohammed	17:43	0-1	0-0	0-0	0 0 0	3 0	0	0 1	2 0	0 0	0 0	0 0	0	-17
5 Cole Carter	20:09	2-5	2-5	6-6	1 1 2	2 3	12	1 2	0 0	0 0	0 0	0 0	4	
14 Kebba Njie	07:35	0-1	0-0	4-4	0 2 2	1 2	4	0 1	0 0	0 0	0 0	0 0	0	-5
2 Logan Iimes	12:32	2-3	1-2	1-2	0 2 2	1 1	6	0 0	0 0	0 0	0 0	0 0	1	
Team					0 1 1	0 0	0	1						
Totals	28-49	7-19	2-32	9 22 31	23 22	86	10	14	3	1	0	7		

Major Points: NONE

Notre Dame - 86

Records 5-4

Biggest Lead	5 (1 st 6:49)	22 (2 nd 7:34)
Best Shooting Run	6 (1 st 13:30)	12 (1 st 1:42)
Lead Changes	0	
Times Tied	7	
Time with Lead	04:01	30:40

GAME
6

(RV/RV) KANSAS, 71
NOTRE DAME, 61

Nov. 24, 2025
MGM Grand Garden Arena (Las Vegas)



Official Basketball Box Score - Final
Notre Dame at Kansas
11/24/2025 MGM Grand Garden Arena, Las Vegas
BWP-20 Men's Basketball

Game Time 12:00 PM
Game Duration 1:02

Offensive DR: Cavell, Orlando Poch, Chance Murre

Notre Dame - 61

Records 4-6

NO. Name	Min	FG	3P	FT	Rebounds	Fouls	TP	AS	TO	ST	Blocks	BS	BA	+/-
12 Garrett Sundra	22:50	1-6	0-2	0-0	2 1 3	1 1	2	0 0	0 0	0 1	1	1	-2	
33 Carson Towt	27:32	1-4	0-0	0-0	2 8 10	3 0	2	2 0	1 1	2 0	0 0	0 0	-11	
3 Markus Burton	34:39	9-19	0-3	6-6	1 2 3	2 4	24	1 3	3 0	3 0	0 0	0 0	-1	
10 Jalen Haralson	24:54	5-14	0-2	3-5	3 2 5	3 4	13	1 1	0 1	2 0	0 0	0 0	-12	
11 Braeden Shrewsberry	33:39	3-9	0-0	0-0	2 2 1	0 9	1	0 0	0 0	0 0	0 0	0 0	-11	
5 Cole Carter	21:19	1-5	1-5	2-2	0 1 1	0 1	5	1 0	1 0	0 0	0 0	0 0	-2	
14 Kebba Njie	10:53	0-0	0-0	2-2	0 3 3	2 1	2	0 0	1 0	0 0	0 0	0 0	0	
6 Brady Koehler	04:22	0-0	0-0	0-0	0 0 0	0 0	0	0 0	0 0	0 0	0 0	0 0	-5	
13 Sir Mohammed	13:57	2-6	0-1	0-0	1 4 5	0 0	4	0 0	2 0	2 0	0 0	0 0	-3	
2 Logan Iimes	03:13	0-1	0-0	0-0	0 0 0	1 0	0	0 0	0 0	0 0	0 0	0 0	-9	
7 Ryder Frost	02:42	0-1	0-1	0-0	0 0 0	0 0	0	0 0	0 0	0 0	0 0	0 0	-1	
Team					1 1 2	0 0	0							
Totals	22-64	4-24	13-15	10 24 34	13 11	61	6	5	7	4	8	10		

Major Points: Burton (F) 1st 11:10

Notre Dame - 61

Records 4-6

NO. Name	Min	FG	3P	FT	Rebounds	Fouls	TP	AS	TO	ST	Blocks	BS	BA	+/-
15 Bryson Tiller	35:04	8-15	0-5	1-2	0 9 9	1 3	17	2 2	0 1	1 8				
40 Flory Bidunga	33:40	8-15	0-0	2-3	3 6 9	1 5	18	5 2	0 5	1 15				
3 Tre White	34:27	5-12	2-3	4-6	4 5 9	1 3	16	2 2	0 0	1 5				
7 Kohl Rosario	01:17	0-1	0-1	0-0	0 0 0	3 0	0	0 0	0 0	0 0	0 0	0 0	2	
14 Melvin Council Jr.	38:18	5-11	2-6	0-0	0 5 5	1 1	12	4 2	2 0	0 0	0 0	0 0	4	
1 Jayden Dawson	04:13	0-0	0-0	0-0	0 0 0	0 0	0	0 0	0 0	0 0	0 0	0 0	1	
13 Elmarco Jackson	14:29	1-2	1-2	0-0	0 1 1	1 0	3	1 0	0 0	1 0	0 0	0 0	0	
11 Jamarl McDowell	18:15	1-4	1-3	2-2	0 2 2	3 1	5	1 1	0 1	1 9				
6 Samir Calderon	02:17	0-0	0-0	0-0	0 0 0	0 0	0	0 0	0 0	0 0	0 0	0 0	-4	
Team					3 6 9	0 0	0							
Totals	28-60	6-20	9-13	10 34 44	11 13	71	16	9	2	8	4	10		

Major Points: NONE

Notre Dame - 61

Records 4-6

Biggest Lead	4 (1 st 18:07)	13 (1 st 0:00)
Best Shooting Run	7 (2 nd 8:49)	9 (1 st 6:43)
Lead Changes	3	
Times Tied	2	
Time with Lead	00:22	32:23

GAME
7

RUTGERS, 63
NOTRE DAME, 68

Nov. 25, 2025
MGM Grand Garden Arena (Las Vegas)



Official Basketball Box Score - Final
Notre Dame at Rutgers
11/25/2025 MGM Grand Garden Arena, Las Vegas
BWP-20 Men's Basketball

Game Time 10:00 PM
Game Duration 1:29

Offensive DR: Paul Gault, Lucas Barton, Naser Nasser

Notre Dame - 68

Records 5-4

NO. Name	Min	FG	3P	FT	Rebounds	Fouls	TP	AS	TO	ST	Blocks	BS	BA	+/-
33 Carson Towt	24:22	1-3	0-0	0-0	3 3 6	1 2	2	0 0	1 1	2 0	0 0	0 0	-8	
3 Markus Burton	33:58	9-13	2-4	1-1	2 4 6	3 2	21	5 6	3 0	0 8				
10 Jalen Haralson	28:31	6-12	0-0	3-4	0 1 1	4 4	15	1 1	1 0	0 1	0 0	0 0	3	
11 Braeden Shrewsberry	33:03	5-11	3-6	0-0	2 2 2	1 0	13	1 1	0 0	0 1	0 0	0 0	-6	
13 Sir Mohammed	23:01	2-2	0-0	2-2	1 3 4	0 2	6	3 5	1 0	0 0	0 0	0 0	4	
12 Garrett Sundra	17:12	2-5	1-2	0-1	1 3 4	2 1	5	0 0	0 0	0 1	0 0	0 0	6	
14 Kebba Njie	14:12	0-0	0-0	0-0	3 3 1	1 0	0	0 0	1 0	0 0	0 0	0 0	15	
2 Logan Iimes	11:18	1-2	1-1	0-0	0 3 3	1 3	3	0 0	0 0	0 0	0 0	0 0	0	
5 Cole Carter	10:30	0-4	0-3	0-0	1 1 1	1 0	0	1 0	0 0	0 0	0 0	0 0	2	
6 Brady Koehler	03:25	1-3	1-2	0-0	0 1 1	0 0	0	0 0	0 0	0 0	0 0	0 0	3	
7 Ryder Frost	00:28	0-0	0-0	0-0	0 0 0	0 0	0	0 0	0 0	0 0	0 0	0 0	-2	
Team					5 1 6	0 0	0	2						
Totals	27-55	9-18	6-9	13 24 37	14 14	68	11	18	6	2	4	5		

Major Points: NONE

Notre Dame - 68

Records 5-4

NO. Name	Min	FG	3P	FT	Rebounds	Fouls	TP	AS	TO	ST	Blocks	BS	BA	+/-
9 Dylan Grant	33:40	5-8	3-5	2-2	2 5 7	1 2	15	2 2	1 1	0 0	0 0	0 0	0	
27 Denis Badiou	25:03	2-6	1-4	0-0	1 2 3	1 1	5	2 1	0 0	0 0	0 0	0 0	5	
21 Emmanuel Ogbole	11:45	0-0	0-0	0 0	2 2 1	0 0	0	0 3	0 2	0 0	0 0	0 0	-17	
0 Tariq Francis	21:38	2-7	1-3	5-5	1 0 1	4 2	10	2 1	1 0	0 0	0 0	0 0	-5	
1 Jamarl Davis	32:41	7-12	5-7	2-2	2 1 3	3 2	21	3 1	1 1	0 0	0 0	0 0	4	
5 Darren Buchanan Jr.	14:23	1-3	0-0	1-4	0 0 0	0 2	3	0 0	1 0	0 0	0 0	0 0	-9	
13 Hanu Zino	17:11	1-5	1-5	0-0	0 1 1	2 1	3	2 2	0 0	0 0	0 0	0 0	-5	
2 Lino Mark	07:59	0-1	0-0	0-0	1 1 2	0 0	0	1 1	1 0	0 0	0 0	0 0	-6	
15 Geronte Ware	03:43	0-0	0-0	0 0	2 2 0	0 0	0	0 0	0 0	0 0	0 0	0 0	-3	
3 Kaden Powers	04:17	0-3	0-3	0-0	0 0 0	0 0	0	0 0	0 0	0 0	0 0	0 0	-5	
4 Bryce Dorch	19:03	2-5	0-0	0-1	1 2 1	2 4	0	0 0	0 0	0 0	0 0	0 0	7	
11 Christopher Nwuli	08:37	0-1	0-0	2-3	1 0 1	1 2	2	0 0	0 0	0 0	0 0	0 0	1	
Team					2 2 4	0 0	0	1						
Totals	20-51	11-27	12-17	11 17 28	14 14	63	12	14	5	4	2	5		

Major Points: NONE

Notre Dame - 68

Records 5-4

Biggest Lead	10 (1 st 2:20)	9 (1 st 18:23)
Best Shooting Run	11 (1 st 8:17)	9 (2 nd 18:00)
Lead Changes	1	
Times Tied	1	
Time with Lead	36:44	02:28

GAME
8



2025-26 Notre Dame Men's Basketball

GAME

9

(RV/RV) MISSOURI, 71

NOTRE DAME, 76

Dec. 2, 2025
Purcell Pavilion (South Bend, IN)



Official Basketball Box Score - Final
Missouri at Notre Dame
11/19/25 Purcell Pavilion at the Joyce Center, Notre Dame
2025-26 Men's Basketball

Game Time: 5:00 PM
Game Duration: 1:46
Attendance: 4,391

Missouri - 71

Records: 6-1

NO. Name	Min	FG	3P	FT	Rebounds	Fouls	TP	AS	TO	ST	Blocks	+/-
		M-A	M-A	M-A	OR DR TOT	PF PD					BS BA	
14 Jevon Porter	F 11:32	0-2	0-1	0-2	1 2 3	1 1 0	2	0	0	0	0	-3
25 Mark Mitchell	F 37:28	8-17	1-4	9-11	0 5 5	2 7 26	1 3	2	1	1	-7	
15 Shawn Phillips Jr.	C 23:45	3-5	0-0	0-1	0 2 2	3 1 6	0	1	0	0	-7	
0 Anthony Robinson II	G 36:56	3-8	0-3	0-0	1 6 7	5 2 6	3	5	5	0	0	2
12 Sebastian Mack	G 06:26	1-4	0-2	0-0	0 1 1	0 0 2	0	1	1	0	-8	
6 Anzor Boateng	12:52	1-3	0-0	1-2	0 0 0	2 1 3	1	0	1	0	0	3
45 Luke Northweather	16:15	0-1	0-1	0-1	1 1 2	2 1 0	1	0	0	0	0	2
35 Jacob Crews	31:23	6-11	5-10	5-6	1 1 2	4 3 22	0	1	0	0	-1	
5 T.O. Barrett	23:14	2-3	0-0	2-2	0 1 1	0 3 6	4	0	1	0	-6	
Team					5 3 8	0 0	0	1				
Totals		24-54	6-21	17-25	9 22 31	19 19 71	12	12	10	1	2	-5

Shooting By Period
1st FG% 15-28 53.8%
3PT% 3-13 23.1%
FT% 7-13 53.8%
2nd FG% 9-26 34.6%
3PT% 3-8 37.5%
FT% 10-12 83.3%
GM FG% 24-54 44.4%
3PT% 6-21 28.6%
FT% 17-25 68.0%
Dead Ball Rebounds: 8, 0

Notre Dame - 76

Records: 6-6

NO. Name	Min	FG	3P	FT	Rebounds	Fouls	TP	AS	TO	ST	Blocks	+/-
		M-A	M-A	M-A	OR DR TOT	PF PD					BS BA	
12 Garrett Sundra	F 21:32	1-5	0-4	0-0	0 4 4	1 1 2	1	1	0	0	0	-5
33 Carson Towt	F 22:50	1-1	0-0	0-0	0 1 8	9 3 0	2	1	0	0	0	-8
3 Markus Burton	G 38:02	6-15	2-7	4-4	1 4 5	3 4 16	10	2	1	0	0	10
10 Jalen Haralson	G 21:30	5-7	0-0	3-4	1 3 4	5 3 13	2	2	1	0	1	0
11 Braeden Shrewsberry	G 35:28	3-9	3-9	2-2	0 3 3	1 4 11	1	0	0	0	0	12
6 Brady Koehler	07:58	1-2	1-1	0-0	0 0 0	3 1 3	0	2	1	1	0	7
13 Sir Mohammed	08:37	1-3	0-2	0-0	0 1 1	1 0 2	0	2	0	0	0	-6
14 Kebba Njie	17:39	2-2	0-0	2-4	0 0 0	2 2 6	0	0	0	1	0	13
5 Cole Certa	17:16	4-7	0-4	2-2	0 0 0	0 0 14	1	0	0	0	0	10
2 Logan Imes	07:50	1-1	1-1	2-2	2 0 2	0 3 5	0	2	1	0	0	-2
7 Ryder Frost	01:14	0-2	0-2	0-0	0 0 0	0 0 0	0	0	0	0	0	-5
Team					2 3 5	1 0	1					
Totals		25-54	11-33	15-18	7 26 33	20 18 76	16	13	4	2	1	5

Shooting By Period
1st FG% 13-30 43.3%
3PT% 4-16 22.2%
FT% 3-4 75%
2nd FG% 12-24 50.0%
3PT% 7-15 46.7%
FT% 12-14 85.7%
GM FG% 25-54 46.3%
3PT% 11-33 33.3%
FT% 15-18 83.3%
Dead Ball Rebounds: 8, 0

Major Fouls: Crews (TF) 1 4 0-6

	MI2	ND	Points from	MI2	ND	Period by Period Scoring
Biggest lead	12 (1 st 0:45)	7 (2 nd 12:04)	Turnovers	23	9	1st 2nd TOT
Best Scoring Fan	11 (2 nd 8:28)	11 (2 nd 12:04)	Paint	34	24	MI2 40 31 71
Lead Changes	8		Second Chance	8	5	ND 32 49 78
Three Threes	7		Fast Breaks	22	15	
Time on Lead	23:52	10:36	Bench	31	30	

GAME

10

NOTRE DAME, 87

TCU, 85 (OT)

Dec. 5, 2025
Schollmaier Arena (Fort Worth, Texas)



Official Basketball Box Score - Final
Notre Dame at TCU
12/05/25 Schollmaier Arena, Fort Worth
2025-26 Men's Basketball

Game Time: 7:00 PM
Game Duration: 1:54
Attendance: 4,708

Notre Dame - 87

Records: 7-9

NO. Name	Min	FG	3P	FT	Rebounds	Fouls	TP	AS	TO	ST	Blocks	+/-
		M-A	M-A	M-A	OR DR TOT	PF PD					BS BA	
12 Garrett Sundra	F 23:04	2-2	0-0	2 3 5	1 2 6	2 3 0	0	0	0	0	0	4
33 Carson Towt	F 32:51	6-8	0-0	1-5	2 7 9	5 4 19	4	1	1	0	0	10
3 Markus Burton	G 10:17	3-6	0-1	0-0	0 0 0	0 0 8	5	0	1	0	0	-2
10 Jalen Haralson	G 37:56	8-12	0-1	4 7 1	4 5 3	5 20 9	5	0	1	1	13	
11 Braeden Shrewsberry	G 37:52	5-10	3-7	2 4 0	5 5 1	2 15 4	2	0	0	0	0	8
6 Brady Koehler	13:25	2-5	0-1	0-2	2 2 4	2 2 4	1	2	0	0	0	-1
5 Cole Certa	32:31	6-14	6-12	2-2	1 1 2	2 20 1	0	0	0	0	0	4
13 Sir Mohammed	10:09	0-3	0-1	0-0	0 1 1	2 0 0	1	0	0	1	0	-15
14 Kebba Njie	11:42	0-0	0-0	0-0	0 3 3	1 1 0	0	0	0	0	0	-6
2 Logan Imes	15:04	1-2	1-1	0-0	0 0 0	3 0 3	0	0	0	0	0	-7
7 Ryder Frost	00:10	0-0	0-0	0-0	0 1 1	0 0 0	0	0	0	0	0	-2
Team					0 1 1	0 0	0	1				
Totals		33-60	12-26	9-20	8 28 36	20 17 87	27	14	2	2	1	2

Shooting By Period
1st FG% 15-28 53.8%
3PT% 4-8 50.0%
FT% 2-8 25%
2nd FG% 16-30 53.3%
3PT% 7-17 41.2%
FT% 1-2 50%
OT FG% 2-4 50.0%
3PT% 1-1 100.0%
FT% 6-10 60%
GM FG% 33-60 55.0%
3PT% 12-26 46.2%
FT% 9-20 45.0%
Dead Ball Rebounds: 7, 0

Major Fouls: Towt (TF) 2 2 1 2 3-47

TCU - 85

Records: 6-9

NO. Name	Min	FG	3P	FT	Rebounds	Fouls	TP	AS	TO	ST	Blocks	+/-
		M-A	M-A	M-A	OR DR TOT	PF PD					BS BA	
15 David Punch	F 38:29	6-11	1-3	7-10	0 7 7	1 5 20	1	1	1	1	0	-6
24 Xavier Edmonds	F 17:38	2-3	1-2	0-1	1 2 3	4 4 5	3	2	0	0	0	-10
1 Jayden Parris	G 36:45	6-12	4-7	1-2	1 1 2	1 1 17	2	2	1	0	0	4
2 Brock Harding	G 36:04	5-10	2-5	0-0	1 1 2	3 1 12	8	0	0	0	1	-6
3 Lutaurs Leleivicius	G 24:24	3-7	1-5	0-0	0 5 5	3 0 7	2	1	0	0	0	-1
5 Micah Robinson	30:47	3-7	2-4	5-8	1 3 4	2 5 13	2	2	4	0	0	8
55 Tanner Toolson	19:03	2-5	1-2	0-0	0 2 2	0 2 0	5	1	0	0	0	6
00 Jace Posey	18:49	2-5	0-1	2-2	0 0 0	3 1 6	1	0	0	0	1	4
23 Vianney Salathouch	01:01	0-0	0-0	0-0	0 0 0	1 0 0	0	0	0	0	0	-1
Team					1 2 3	0 0	0	0				
Totals		29-60	12-29	15-23	5 23 28	18 19 85	20	8	6	1	2	-2

Shooting By Period
1st FG% 17-27 63.0%
3PT% 8-14 57.1%
FT% 3-4 75%
2nd FG% 10-28 35.7%
3PT% 3-11 27.3%
FT% 8-13 61.5%
OT FG% 2-7 28.6%
3PT% 1-4 25.0%
FT% 4-6 66.7%
GM FG% 29-60 48.3%
3PT% 12-29 41.4%
FT% 15-23 65.2%
Dead Ball Rebounds: 1, 0

Major Fouls: Edmonds (TF) 2 2-47 Edmonds (FG) 2 2-3-47

Biggest lead	4 (2 nd 12:38)	11 (1 st 6:38)	Period by Period Scoring				
			1st	2nd	OT	TOT	
Best Scoring Run	10 (2 nd 17:28)	8 (1 st 6:38)	NDU	36	40	11	87
Lead Changes	13		TCU	45	31	0	86
Times Tied	10						
Points from Turnovers	11	20					
Points from Paint	26	32					
Second Chance	5	10					
Fast Breaks	9	17					
Bench	27	24					

GAME

11

IDAHO, 65

NOTRE DAME, 80

Dec. 10, 2025
Purcell Pavilion (South Bend, IN)



Official Basketball Box Score - Final
Idaho at Notre Dame
12/10/25 Purcell Pavilion at the Joyce Center, Notre Dame
2025-26 Men's Basketball

Game Time: 7:00 PM
Game Duration: 1:46
Attendance: 4,897

Idaho - 65

Records: 6-4

NO. Name	Min	FG		3P		Rebounds		Fouls		TP	AS	TO	ST	Blocks		+/-	Shooting By Period	
		M-A	M-A	M-A	M-A	OR	DR	TOT	PF					PD	B1		B2	1st
0 Brody Rowbury	F 21:32	4-6	1-1	2-2	0 4	4	1	11	1	0	0	0	1	-2			1st <td>FG 12-30 40.0%</td>	FG 12-30 40.0%
12 Jackson Rasmussen	F 36:48	7-17	2-4	0-0	1 3	4	0	16	2	1	1	0	3	-12			3PT% 3-10 30.0%	
3 Biko Johnson	G 30:26	5-10	3-6	6-6	3 0	3	1	4	19	2	0	1	0	-7			FT% 6-6 100%	
7 Jack Payne	G 19:42	1-6	0-3	0-0	0 1	1	2	0	2	0	0	0	0	-10			2nd FG% 11-28 39.3%	
14 Kolton Mitchell	G 34:24	3-8	1-5	1-2	0 6	6	2	8	2	3	0	1	0	-20			3rd FG% 7-14 50.0%	
21 Seth Joba	21:40	1-6	1-2	0-0	1 4	5	1	3	1	0	0	1	0	-16			FT% 3-4 75.0%	
5 Isaiah Brickner	18:30	1-3	1-1	0-0	0 2	2	1	3	2	0	0	0	1	-2			GM FG% 23-58 39.7%	
1 Trevon Blessingame	12:14	1-1	0-0	1 0	1 0	1	0	3	1	1	0	0	0	-6			3PT% 10-24 41.7%	
24 Miles Klapper	04:44	0-1	0-1	0-0	0 0	0	0	0	0	0	1	1	0	0			FT% 9-10 90.0%	
Team					1 0	1	0	0	0	0							Dead Ball Rebounds	
Totals		23-58	10-24	9-10	7 20	27	12 8	65	13	6	3	2	5	-15				

Shooting By Period
1st FG% 12-30 40.0%
3PT% 3-10 30.0%
FT% 6-6 100%
2nd FG% 11-28 39.3%
3PT% 7-14 50.0%
FT% 3-4 75%
GM FG% 23-58 39.7%
3PT% 10-24 41.7%
FT% 9-10 90.0%
Dead Ball Rebounds: 1, 0

Major Fouls: NONE

Notre Dame - 80

Records: 6-9

NO. Name	Min	FG	3P	FT	Rebounds	Fouls	TP	AS	TO	ST	Blocks	+/-
		M-A	M-A	M-A	OR DR TOT	PF PD					BS BA	
12 Garrett Sundra	F 18:56	1-1	0-0	0-0	1 3 4	0 0 2	1	0	0	0	0	2
33 Carson Towt	F 31:29	9-12	0-0	1-1	6 9 15	3 3 19	3	2	0	1	0	9
5 Cole Certa	G 31:50	5-7	3-4	2-2	1 2 3	0 1 15	1	0	1	0	0	14
10 Jalen Haralson	G 25:18	8-16	0-0	4 7 1	1 2 2	4 20 2	2	0	0	0	0	17
11 Braeden Shrewsberry	G 28:57	5-9	4-7	0-0	0 2 2	1 2 14	2	1	1	0	1	10
2 Logan Imes	19:13	1-5	0-1	0-0	0 1 1	0 1 2	4	1	0	0	0	6
6 Brady Koehler	22:06	1-3	0-0	0-0	0 4 4	1 1 2	0	0	0	0	4	15
13 Sir Mohammed	14:42	2-7	2-2	0-0	0 2 2	0 0 6	1	1	0	0	1	-2
14 Kebba Njie	07:29	0-1	0-0	0-0	1 2 3	1 0 0	1	1	0	0	0	4
Team					1 2 3	0 0	0	1				
Totals		32-61	9-14	7-10	11 28 39	8 12 80	15	9	2	5	2	15

Shooting By Period
1st FG% 13-30 43.3%
3PT% 3-6 50.0%
FT% 4-4 100%
2nd FG% 19-31 61.3%
3PT% 6-9 66.7



2025-26 Notre Dame Men's Basketball

GLENN & STACEY MURPHY HEAD COACH



MICAH SHERWSBERRY GLENN & STACEY MURPHY HEAD COACH

@Coach_Shrews

3rd Season at Notre Dame 5th as a Head Coach at the DI Level

On March 24, 2023, an Indiana native came home to kickstart a new era of Notre Dame men's basketball. Vice President and James E. Rohr Notre Dame Director of Athletics Jack Swarbrick announced Micah Shrewsberry as the 18th head coach in Fighting Irish men's basketball history.

Shrewsberry brought a wealth of experience and success to the helm of the Notre Dame program. All-in-all he's coached in six NCAA Tournaments, two NCAA Final Fours, five NBA Playoffs and two NBA Conference Finals - in addition to coaching all-NBA honorees Jayson Tatum and Jaylen Brown.

Coach Shrewsberry is now hard at work prepping for year three at the helm of the program ahead of the 2025-26 season.

Year Two with the Irish (2024-25)

A year of 'what could have been' as several key injuries kept the team from achieving its fullest potential. Over the course of the season, guards Markus Burton, Braeden Shrewsberry, Matt Allocco and Sir Mohammed all missed significant time. With that said, the Irish finished 15-18 overall and 8-12 in ACC play, once again obtaining the No. 12 seed in the ACC Tournament.

Coach Shrewsberry's core nucleus of players made tremendous strides in year two. Markus Burton solidified himself as an elite guard in the league, earning Second Team honors. Burton led the league in scoring, averaging 23.5 ppg over ACC play. He averaged 21.3 ppg overall which ranked fifth nationally. He joined Irish legend David Rivers as the only two players in program history to average 20+ points and 3+ assists in a season. He also became the seventh fastest player in program history to reach 1,000 career points.

As Braeden Shrewsberry upped his average to 14.0 ppg, Notre Dame boasted the best scoring guard duo in the ACC, topping Duke's Cooper Flagg and Kon Knueppel. Due to the core nucleus, Notre Dame's KenPom offensive efficiency jumped 139 spots from the year prior to 95. The offense, which averaged 64.0 ppg in 2023-24, leaped up to 72.6 ppg in 2024-25.

Despite the roller-coaster season, there were several memorable moments along the way, including Coach Shrewsberry delivering the program's first ever win in Charlottesville against Virginia. How about the Irish recording a 14-point comeback at Boston College, the largest comeback in Coach

Shrewsberry's tenure? How about freshman guard Cole Certa burying a corner three in the final seconds for a 56-54 win over Stanford? How about the four-overtime thriller in the 112-110 win over Cal that saw Burton go off for 43 points? After that victory, Coach Shrews improved to 4-2 in overtime games in his two years in South Bend.

Now, Notre Dame maintained a bulk of its core ahead of the 2025-26 season and will inject a very talented freshman class of Tommy Ahneman, Ryder Frost, Jalen Haralson and Brady Koehler. Back in November of 2024, Coach Shrewsberry and his staff signed these four young men and inked the program's highest ever rated recruiting class in the modern era - a consensus top-10.

Last but not least, the summer of 2024 witnessed Shrewsberry winning a gold medal at the FIBA U18 Americup as an assistant coach with the U.S. U18 team. He'll rejoin the same coaching staff to mentor the US U19 squad at the 2025 FIBA U19 World Cup in June of 2025.

Year One with the Irish (2023-24)

Coach Shrewsberry achieved two of his priorities in the 2023-24 season: establish the right culture at Notre Dame and have the team playing its best basketball at the end of the season. It was a program that returned 1.6% of its scoring and was projected to finish dead last in the ACC. The young Irish team came together and doubled its ACC win total from the year prior, finishing 7-13 in league play. Coach Shrewsberry even received several votes for ACC Coach of the Year. Notre Dame finished with a 13-20 overall record and won one game (First Round vs. Georgia Tech) in the ACC Tournament.

The first key moment of the season included an emphatic 76-54 win over Virginia. What Shrews' crew accomplished had never been done by an Irish team against the Cavaliers ... ever ... it was the largest margin of victory against UVA in the all-time series. In addition, the 76 points were the most scored by an Irish squad against the Cavaliers in regulation in program history. Furthermore, right after the Virginia contest, the Irish almost pulled off the upset to two teams who made the Elite Eight in NC State and Duke.

Next, the Irish bonded together by winning five of six during the final portion of the regular season, which included the final four at home (Georgia Tech, Virginia Tech, Wake Forest, Clemson). From Feb. 1 to March 1, Notre Dame was the biggest mover in kenpom AdjEM across the Power-Five conferences. Another fun stat when the first NET rankings came on Dec. 4, the Irish were 238. On March 10, the Irish were up to 126.

An early Coach Shrewsberry stamp on the program was the defensive intensity. Notre Dame scoring defense of 67.2 finished with a national ranking of 49th in the country, plus 3rd in the ACC. According to KenPom, Notre Dame's defensive efficiency ranked 39th nationally. In ACC play, Notre Dame ranked 2nd in scoring defense (66.4) and 2nd in field goal percentage defense (.417). Of the 20 ACC games - all but three (Virginia Tech on March 9, UNC on March 5 & Syracuse on Feb. 24) were held under their season average, with Miami, Duke and Louisville each held to season-low point totals.



Lastly - two freshman guards flourished under Coach Shrewsberry in Markus Burton and Braeden Shrewsberry. Burton became the program's first ACC Rookie of the Year. He also broke the program freshman scoring record after dropping 577 points. Burton averaged 17.5 points both on the season and in league play, leading the Irish. Shrewsberry was the lone other Irish to finish in double figures, averaging 10.2 points on the year and 11.3 points in ACC play. With that said, Burton and Shrewsberry became the 9th ACC freshmen duo in league history to rank No. 1 and No. 2 for their team in scoring, proving the future is bright in South Bend.

Prior to Notre Dame

Prior to Notre Dame, Shrewsberry produced a historic turnaround as the head coach at Penn State. After a 14-17 first season, Shrewsberry produced a 23-14 mark in 2022-23, just the 12th 20-win season in the 127-year history of Penn State basketball. Furthermore, he collected more Big Ten wins (17) in his first two seasons than any other Penn State head coach.

Shrewsberry certainly captured the nation's attention in late February and into March, going 9-3 over their last 12 games. Shrewsberry then made plenty of noise in the 2023 Big Ten Tournament in Chicago, defeating No. 7 Illinois, No. 2 Northwestern and No. 3 Indiana to reach the championship game as the No. 10 seed. It marked the program's second-ever Big Ten title game appearance. Penn State was just the third double-digit seed to reach the Big Ten Tournament championship game and the first since 2008.

The Nittany Lions then made their first appearance in the NCAA Tournament since 2011. In the first round, Shrewsberry and the Nittany Lions knocked off No. 7 seed and SEC Tournament runner-up Texas A&M, winning the program's first NCAA Tournament game since 2001.

In year one at Penn State, Shrewsberry engineered the Big Ten's best scoring defense and guided the squad to their best defensive season (65.0 points allowed per game) in 11 years. The Nittany Lions advanced to the quarterfinal round of the Big Ten Tournament after winning two postseason games, making Shrewsberry one of just two first-year Big Ten coaches since 2008 to win two Big Ten Tournament games.

Recruiting-wise, Shrewsberry made an instant splash in Happy Valley. In his first year, Shrewsberry signed the highest-ranked recruiting class in program history, a consensus top-30 class. A year later, he signed his second-straight top-30 recruiting class, marking the first time in program history that the Nittany Lions had signed back-to-back top-30 recruiting classes.

Development-wise, Shrewsberry proved himself there as well, turning Jalen Pickett and Seth Lundy into 2nd Round NBA Draft picks. It marked the first time in program history that two Nittany Lions were selected.



2025-26 Notre Dame Men's Basketball



Statistically speaking, the 2022-23 squad set the BIG and Penn State single-season team record for three-pointers made in a season with 385. The Nittany Lions compiled a total of five top-15 national statistical rankings. In addition, Shrewsberry tutored an Associated Press All-American in Jalen Pickett and a total of three All-Big Ten players during the 2022-23 season.

Prior to his time with Penn State, Shrewsberry experienced two separate stints at Purdue – one as assistant coach from 2011-13 and another as associate head coach from 2019-21. Highlights include the 2020-21 season, in which Shrewsberry helped lead the Boilermakers to a 13-6 fourth-place finish in the Big Ten and an 18-10 overall mark, culminating in an NCAA Tournament at-large bid. Trevion Williams claimed first-team All-Big Ten honors, while Zach Edey and Jaden Ivey were All-Freshman Team selections. Shrewsberry played a major role in recruiting Ivey, who grew up in South Bend and is the son of Karen and Kevin Keyes Family Head Women's Basketball Coach Niele Ivey.

Another highlight from his time in West Lafayette includes the 2011-12 squad that produced a 22-13 record and reached the second round of the NCAA Tournament. Under Shrewsberry, Terone Johnson was one of the most improved players in the BIG, netting accolades from conference and national entities.

In between his Purdue stints, Shrewsberry spent six seasons (2013-19) with the NBA's Boston Celtics as an assistant coach under Brad Stevens. During his tenure, the Celtics reached the playoffs in five consecutive seasons, including back-to-back appearances in the Eastern Conference Finals in 2017 and 2018.

Shrewsberry played a key role in the development of current NBA stars Brown and Tatum, who were the No. 3 picks in the 2016 and 2017 NBA Drafts, respectively. Tatum was an NBA All-Rookie Team first-team selection, while Brown earned second-team All-Rookie honors.

The Brad Stevens connection was previously made at Butler University, where Shrewsberry spent one year as the director of operations then three as an assistant coach. With Shrewsberry on the sidelines, the Bulldogs compiled an 87-21 record, won two Horizon League regular-season championships and two Horizon League Tournament titles and made three NCAA Tournament appearances – which included back-to-back runs to the national championship game in 2010 and 2011.

Also at Butler, he aided in the development of Gordon Hayward, who was the 2009 Horizon League Newcomer of the Year, the 2010 Horizon League Player of the Year and a 2010 Final Four All-Tournament Team selection. Hayward was the ninth overall pick in the 2010 NBA Draft by the Utah Jazz.

Continuing on Shrewsberry's basketball journey, he spent time as the director of basketball operations at Marshall University (2003-05) and an assistant coach at DePauw University (2001-03) and Wabash College (2000-01). At DePauw, Shrewsberry led the Tigers to a 42-12 record with a pair of conference championships.

Shrewsberry was also the first men's basketball head coach at Indiana University South Bend. Shrewsberry started his coaching career as a graduate assistant at the University of Indianapolis in 1999-2000.

An Indianapolis area native, Shrewsberry earned his bachelor's degree from Hanover College in 1999 and a master's degree from Indiana State in 2003. As a player at Hanover, Shrewsberry was a three-year starting guard and team tri-captain.

He and his wife, Molly, have four children, Braeden, Nicholas, Caitlin and Grace.



BRADY STEVENS
SOPHOMORE | GUARD

@_bradystevens @_BradyStevens

Height	6-4
Eligibility	Freshman
Hometown	Boston, MA
Previous	Wellesley High

Season Highs

Pts	2 vs Detroit Mercy, 11/7/25
Rebs	
FGM	1 vs Detroit Mercy, 11/7/25
FGA	1 vs Detroit Mercy, 11/7/25
3FGM	
3FGA	
FTM	
FTA	
Ast	
Blk	
Stl	

Double Figure Scoring	0
20+ Point Games	0
Double-Figure Rebounds	0
Double-Doubles	0

Career Highs

Pts	2 vs Detroit Mercy, 11/7/25
Rebs	
FGM	1 vs Detroit Mercy, 11/7/25
FGA	1 vs Detroit Mercy, 11/7/25
3FGM	
3FGA	
FTM	
FTA	
Ast	
Blk	
Stl	

Double Figure Scoring	0
20+ Point Games	0
Double-Figure Rebounds	0
Double-Doubles	0

2025-26 GAME-BY-GAME

Opponent	Date	GS	MIN	Total		3-Pointers		Free throws		Rebounds				PF	A	TO	BLK	STL	PTS	AVG
				FG-FGA	PCT	3FG-3FGA	PCT	FT-FTA	PCT	OFF	DEF	TOT	AVG							
Detroit Mercy	11/07/2025		03:08	1-1	1.000	0-0	.000	0-0	.000	0	0	0	0.0	0	0	0	0	0	2	2.0
Evansville	12/13/2025		01:57	0-1	.000	0-0	.000	0-0	.000	0	1	1	0.5	0	0	0	0	0	0	1.0
Totals		0	05:05	1-2	.500	0-0	.000	0-0	.000	0	1	1	0.5	0	0	0	0	0	2	1.0

Player Averages

Games Played	Minutes/game	Points/game	FG Pct	3FG Pct	FT Pct	Rebounds/game	Assists/game	Turnovers/game	Assist/Turnover ratio	Steals/game	Blocks/game
2	2.5	1.0	50.0	0.0	0.0	0.5	0.0	0.0	0.0	0.0	0.0

Sophomore Season (2025-26)

- Recorded his first collegiate basket (the 100th point of the game in fact) in the win over Detroit Mercy

Freshman Season (2024-25)

- Did not see game action

Prep Recap

Attended Wellesley High

Three-time First Team All-Conference selection

Two career MIAA playoff wins

Scored over 1,000 career points – second most in school history – in only 72 career games

Top-three scoring performances in school history – 41, 37, 34

Averaged 23.1 points, 3.4 assists and 6.2 rebounds as a senior

Prep career highlight – scored 37 points and led his team to a playoff win vs. Doherty Memorial as a junior

Played in the Middlesex Magic program from 2019-22


Was the 2022 16U UAA Spring Champs

Played in the NY Renaissance EYBL program in 2023

Father, Brad Stevens, is President of Basketball Operations with the Boston Celtics. Mother, Tracy Stevens, played soccer at Depauw

CAREER STATS

		Field Goals				3-Point		F-Throws		Rebounds								Scoring			
SEASON	TEAM	GP-GS	MIN	AVG	FG-FGA	FG%	3FG-3FGA	3FG%	FT-FTA	FT%	OFF	DEF	TOT	AVG	PF-FO	A	TO	BLK	STL	PTS	AVG
2025-26	ND	2-0	5/2.5		1-2	.500	0-0	.000	0-0	.000	0	1	1	0.5	0-0	0	0	0	0	2	1.0
TOTAL		2-0	5/2.5		1-2	.500	0-0	.000	0-0	.000	0	1	1	0.5	0-0	0	0	0	0	2	1.0



2

LOGAN IMES
JUNIOR | GUARD

@logan_im	@ImesLogan
Height	6-4
Eligibility	Junior
Hometown	Zionsville, IN
Previous	Zionsville High

Season Highs

Pts	6, 3x last vs Houston, 11/26/25
Rebs	5 vs Detroit Mercy, 11/7/25
FGM	2, 4x last vs Houston, 11/26/25
FGA	7 vs Eastern Illinois, 11/11/25
3FGM	2 vs Houston, 11/26/25
3FGA	6 vs Eastern Illinois, 11/11/25
FTM	1, 3x last vs Bellarmine, 11/19/25
FTA	4 vs LIU, 11/3/25
Ast	4 vs Idaho, 12/10/25
Blk	
Stl	2 vs LIU, 11/3/25

Double Figure Scoring	1
20+ Point Games	0
Double-Figure Rebounds	0
Double-Doubles	0

Career Highs

Pts	11 vs Le Moyne, 12/22/24
Rebs	6 at Pitt, 2/3/24
FGM	3, 3x last vs Le Moyne, 12/22/24
FGA	7, 2x last vs Eastern Illinois, 11/11/25
3FGM	2, 2x last vs Houston, 11/26/25
3FGA	6 vs Eastern Illinois, 11/11/25
FTM	5 vs Dartmouth, 12/22/24
FTA	6 last vs Dartmouth, 12/22/24
Ast	4, 3x last vs Idaho, 12/10/25
Blk	1, 6x last vs UNC, 3/12/25
Stl	2, 5x last vs LIU, 11/3/25

Double Figure Scoring	1
20+ Point Games	0
Double-Figure Rebounds	0
Double-Doubles	0

Junior Season (2025-26)

- Played in all 12 games, averaging 14.8 minutes. Relieves Burton/Haralson as an additional ball handler. Energy off the bench. Tough defender.
- Was a +28 in +/- in the win over Evansville with 3 points, 6 rebounds, and an assist
- After a made three at TCU, Imes had converted a triple in four straight games (Rutgers, Houston, Mizzou, TCU).
- In the Missouri game, Imes came in with 5:53 remaining after Haralson fouled out and helped bring the win home. Hit a three with 3:01 remaining.
- Imes was +12 in +/- against #2 Houston. Just 1-of-2 Irish in the positives. Imes started in the 2nd half and was on the floor when the Irish cut it from 16 to 4 points. Converted 2 triples to finish with 6 points.
- Huge three with 4:58 left in the game to help push Irish ahead of Rutgers in 68-63 win.
- Individual 6-0 run in 2nd half of Bellarmine win.
- Last 5 games: effective FG% of 56.7% // 55.6% from three.
- 6 pts & and a season best 5 reb in win over Detroit Mercy.
- Co-team best 3 assists in the opening win over LIU. Also tied his personal best of 2 steals.

Sophomore Season (2024-25)

- Played in 26-of-33 games, averaging 9.2 min.
- Shot 46.4% from two-point range.
- 5 points on 2-3 shooting at #13 Clemson on Feb. 26.
- 6 points vs. SMU on Feb. 19. Tied his career high of 2 steals.
- Standout game was Le Moyne on Dec. 22. Imes recorded a career high 11 points on 3-5 shooting, plus 5-6 from the free-throw line. He also tied his career high in assists (4) and steals (2).
- Started twice in Las Vegas in place of the injured Markus Burton. Players Era 3-game Stats -- 13 PTS (4.3 ppg); 5-13 FG (.385); 2-6 3PT (.333); 9 REB; 4 AST.
- Played a career high 35 minutes against Rutgers after Burton went down. Drained a career best two triples to tie his career high of eight points.

2025-26 GAME-BY-GAME

Opponent	Date	GS	MIN	Total		3-Pointers		Free throws		Rebounds				PF	A	TO	BLK	STL	PTS	AVG
				FG-FGA	PCT	3FG-3FGA	PCT	FT-FTA	PCT	OFF	DEF	TOT	AVG							
LIU	11/03/2025		20:13	0-0	.000	0-0	.000	1-4	.250	1	2	3	3.0	2	3	2	0	2	1	1.0
Detroit Mercy	11/07/2025		19:56	2-6	.333	1-3	.333	1-2	.500	1	4	5	4.0	0	0	0	0	1	6	3.5
Eastern Ill.	11/11/2025		16:50	2-7	.286	1-6	.167	0-0	.000	0	1	1	3.0	1	0	0	0	0	5	4.0
at Ohio St.	11/16/2025		10:10	1-1	1.000	0-0	.000	0-0	.000	0	0	0	2.3	2	0	1	0	1	2	3.5
Bellarmine	11/19/2025		12:32	2-3	.667	1-2	.500	1-2	.500	0	2	2	2.2	1	0	0	0	0	6	4.0
vs Kansas	11/24/2025		03:13	0-1	.000	0-1	.000	0-0	.000	0	0	0	1.8	1	0	0	0	0	0	3.3
vs Rutgers	11/25/2025		11:18	1-2	.500	1-1	1.000	0-1	.000	0	3	3	2.0	1	0	0	0	0	3	3.3
vs Houston	11/26/2025		22:28	2-4	.500	2-4	.500	0-0	.000	1	3	4	2.3	2	2	2	0	1	6	3.6
Missouri	12/02/2025		07:50	1-1	1.000	1-1	1.000	2-2	1.000	2	0	2	2.2	0	0	2	0	1	5	3.8
at TCU	12/05/2025		15:04	1-2	.500	1-1	1.000	0-0	.000	0	0	0	2.0	3	0	0	0	0	3	3.7
Idaho	12/10/2025		19:13	1-5	.200	0-1	.000	0-0	.000	0	1	1	1.9	0	4	1	0	0	2	3.5
Evansville	12/13/2025		18:49	1-3	.333	1-2	.500	0-0	.000	1	5	6	2.3	1	1	0	0	0	3	3.5
Totals		0	177:36	14-35	.400	9-22	.409	5-11	.455	6	21	27	2.3	14	10	8	0	6	42	3.5

Player Averages

Games Played	Minutes/game	Points/game	FG Pct	3FG Pct	FT Pct	Rebounds/game	Assists/game	Turnovers/game	Assist/Turnover ratio	Steals/game	Blocks/game
12	14.8	3.5	40.0	40.9	45.5	2.3	0.8	0.7	1.3	0.5	0.0

CAREER STATS

				Field Goals		3-Point		F-Throws		Rebounds								Scoring		
SEASON	TEAM	GP-GS	MIN/AVG	FG-FGA	FG%	3FG-3FGA	3FG%	FT-FTA	FT%	OFF	DEF	TOT	AVG	PF-FO	A	TO	BLK	STL	PTS	AVG
2023-24	ND	31-3	546/17.6	20-66	.303	8-36	.222	14-17	.824	5	72	77	2.5	36-0	34	24	3	12	62	2.0
2024-25	ND	26-2	240/9.2	17-45	.378	4-17	.235	11-16	.688	5	20	25	1.0	17-1	16	17	3	5	49	1.9
2025-26	ND	12-0	178/14.8	14-35	.400	9-22	.409	5-11	.455	6	21	27	2.3	14-0	10	8	0	6	42	3.5
TOTAL		69-5	964/14.0	51-146	.349	21-75	.280	30-44	.682	16	113	129	1.9	67-1	60	49	6	23	153	2.2



3

MARKUS BURTON

JUNIOR | GUARD

@markusburtonn

@markussburton

Height	6-0
Eligibility	Junior
Hometown	Mishawaka, IN
Previous	Penn High

Season Highs

Pts	25	vs Bellarmine, 11/19/25
Rebs	7	vs Houston 11/26/25
FGM	10	vs Bellarmine, 11/19/25
FGA	19	vs Eastern Illinois, 11/11/25
3FGM	2,4x	last vs Missouri, 12/2/25
3FGA	7	vs Missouri, 12/2/25
FTM	8, 2x	last at Ohio St, 11/16/25
FTA	9, 2x	last at Ohio St, 11/16/25
Ast	10	vs Missouri, 12/2/25
Blk	1	vs Eastern Illinois, 11/11/25
Stl	4	vs Detroit Mercy, 11/7/25

Double Figure Scoring	9
20+ Point Games	5
30+ Point Games	0
Double-Digit Assists	1
Double-Doubles	1

Career Highs

Pts	43	vs Cal, 3/8/25
Rebs	9, 2x	last vs North Dakota, 11/19/24
FGM	13, 2x	last vs Cal, 3/8/25
FGA	29	at Boston College, 2/12/25
3FGM	4, 5x	last vs Cal, 3/8/25
3FGA	9	vs Miami, 1/24/24
FTM	13	vs Cal, 3/8/25
FTA	17	vs Cal, 3/8/25
Ast	10	vs Missouri, 12/2/25
Blk	1, 10x	last vs Eastern Illinois, 11/11/25
Stl	6	vs. Virginia Tech, 2/10/24

Double Figure Scoring	62
20+ Point Games	33
30+ Point Games	4
40+ Point Games	1
Double-Digit Assists	1
Double-Doubles	1

2024-25 GAME-BY-GAME

Opponent	Date	GS	MIN	Total		3-Pointers		Free throws		Rebounds											
				FG-FA	PCT	3FG-3FGA	PCT	FT-FTA	PCT	OFF	DEF	TOT	AVG	PF	A	TO	BLK	STL	PTS	AVG	
LIU	11/03/2025	*	27:11	7-13	.538	2-4	.500	8-9	.889	1	0	1	1.0	4	1	4	0	0	24	24.0	
Detroit Mercy	11/07/2025	*	17:46	4-8	.500	1-2	.500	4-5	.800	0	3	3	2.0	4	2	1	0	4	13	18.5	
Eastern Ill.	11/11/2025	*	38:18	8-19	.421	1-6	.167	4-4	1.000	0	0	0	1.3	2	3	1	1	2	21	19.3	
at Ohio St.	11/16/2025	*	29:48	3-14	.214	0-1	.000	8-9	.889	0	2	2	1.5	3	1	4	0	1	14	18.0	
Bellarmine	11/19/2025	*	31:00	10-13	.769	2-4	.500	3-3	1.000	0	1	1	1.4	4	4	2	0	1	25	19.4	
vs Kansas	11/24/2025	*	34:39	9-18	.500	0-3	.000	6-6	1.000	1	2	3	1.7	2	1	3	0	3	24	20.2	
vs Rutgers	11/25/2025	*	33:58	9-13	.692	2-4	.500	1-1	1.000	2	4	6	2.3	3	5	6	0	3	21	20.3	
vs Houston	11/26/2025	*	40:00	6-14	.429	1-4	.250	6-7	.857	1	6	7	2.9	4	5	3	0	0	19	20.1	
Missouri	12/02/2025	*	38:02	6-15	.400	2-7	.286	4-4	1.000	1	4	5	3.1	3	10	2	0	1	18	19.9	
at TCU	12/05/2025	*	10:17	3-6	.500	0-1	.000	0-0	.000	0	0	0	2.8	0	5	0	0	1	6	18.5	
Totals			10	300:59	65-133	.489	11-36	.306	44-48	.917	6	22	28	2.8	29	37	26	1	16	185	18.5

Player Averages

Games Played	Minutes/ game	Points/ game	FG Pct	3FG Pct	FT Pct	Rebounds/ game	Assists/ game	Turnovers/ game	Assist/Turnover ratio	Steals/ game	Blocks/ game
10	30.1	18.5	48.9	30.6	91.7	2.8	3.7	2.6	1.4	1.6	0.1

CAREER STATS

SEASON	TEAM	GP-GS	MIN/AVG	Field Goals			3-Point		F-Throws		Rebounds				Scoring							
				FG-FGA	FG%	3FG-3FGA	3FG%	FT-FTA	FT%	OFF	DEF	TOT	AVG	PF	FO	A	TO	BLK	STL	PTS	AVG	
2023-24	ND	33-33	1114/33.7	210-499	.421	42-140	.300	115-140	.821	21	89	110	3.3	95-0	143	123	7	63	577	17.5		
2024-25	ND	26-25	876/33.7	194-439	.442	48-128	.375	117-138	.848	7	87	94	3.6	62-1	79	70	2	44	553	21.3		
2025-26	ND	10-10	301/30.1	65-133	.489	11-36	.306	44-48	.917	6	22	28	2.8	29-0	37	26	1	16	185	18.5		
TOTAL				69-68	2290/33.2	469-1071	.438	101-304	.332	276-326	.847	34	198	232	3.4	186-1	259	219	10	123	1315	19.1

Awards

2025-26

Preseason First Team All-ACC // Naismith Trophy Watch List // Bob Cousy Award Watch List // Wooden Award Watch List

2024-25

NABC Great Lakes Second Team All-District // Associated Press First Team All-ACC // Second Team All-ACC // ACC Player of the Week (March 10) // Naismith Trophy College Player of the Year Watch List // Naismith Starting 5 - Bob Cousy PG of the Year Watch List // Preseason All-ACC First Team

Junior Season (2025-26)

- During the Notre Dame's men's basketball game at TCU on Friday, December 5th, Markus Burton sustained a left ankle injury. He will underwent surgery on Dec. 10. There is presently no timetable for his return.

- Only 4 instances in the past 3 decades in which a ND player in his first 10 games had 180+ points, 30+ assists & 15+ steals: 2025-26 Markus Burton; 2014-15 Jerian Grant; 2013-14 Jerian Grant; 2002-03 Chris Thomas.

- Was averaging 19.9 ppg heading into TCU where he injured his left ankle halfway through the first half. His current average sits at 18.5 ppg.

- Was wheelin' and dealin' again at the start of TCU game. At 9:48 when he exited, Burton already had six points and five assists.

- Game prior, Burton had one of the most complete games of his career, recording his first collegiate double-double with a team best 18 points and a career best 10 assists. Burton scored or assisted on 8 of the team's final 9 made buckets of the game.

rankings listed are at the time of injury

- Averaged a team best 21.3 ppg in Vegas on 24-45 (.533) shooting. Nearly perfect 13-14 from the stripe.

- Burton's 24 points against Kansas tied for the most by an opponent against the Jayhawks this season.

- Shooting 53.1% in the paint - 11% above the DI average.

- Around the rim he's 29-41 (.707). Overall from two he's 55.7%.


- Over his last 5 games, Burton's Assist Percentage was 42.0% which ranked in the 99th percentile.

- Is 44-48 (.917) from the FT line. A career best percentage. Ranked 3rd in the ACC at time of injury.

- An efficient game: 10-13 FG for 25 points in win over Bellarmine.

- Team best 4 steals vs Detroit Mercy to go with his 13 pts.

- Burton's 19.3 career average ranks 13th amongst active players.



5

COLE CERTA
SOPHOMORE | GUARD

@colecerta	@ColeCerta
Height	6-5
Eligibility	Sophomore
Hometown	Le Roy, IL
Previous	IMG Academy

Season Highs

Pts	22 vs LIU, 11/3/25
Rebs	4 vs LIU, 11/3/25
FGM	6, 2x last at TCU, 12/5/25
FGA	14 at TCU, 12/5/25
3FGM	6, 2x last at TCU, 12/5/25
3FGA	12 at TCU, 12/5/25
FTM	6 vs Bellarmine, 11/19/25
FTA	6 vs Bellarmine, 11/19/25
Ast	2 vs LIU, 11/3/25
Blk	
Stl	1, 4x last vs Evansville, 12/13/25

Double Figure Scoring	5
20+ Point Games	2
Double-Figure Rebounds	0
Double-Doubles	0

Career Highs

Pts	22 vs LIU, 11/3/25
Rebs	4 vs LIU, 11/3/25
FGM	6, 2x last at TCU, 12/5/25
FGA	14 at TCU, 12/5/25
3FGM	6, 2x last at TCU, 12/5/25
3FGA	12 at TCU, 12/5/25
FTM	6 vs Bellarmine, 11/19/25
FTA	6 vs Bellarmine, 11/19/25
Ast	2, 2x last vs LIU, 11/3/25
Blk	1 at Clemson, 2/26/25
Stl	1, 4x last vs Evansville, 12/13/25

Double Figure Scoring	6
20+ Point Games	2
Double-Figure Rebounds	0
Double-Doubles	0

Sophomore Season [2025-26]

- Played in all 12 games, averaging 20.1 minutes - more than doubled from last season.
- During four-game win streak, Certa is 14-26 (53.8%) from beyond the arc.
- Lightning in a bottle in the second half of TCU. Certa drained four consecutive three-pointers to start the second half and eventually hit five in the half and six total in the game. Certa finished with a co-team best 20 points.
- Certa-fied bucket struck again at the end of the Missouri (12/2) win. Cole drained three triples in the last 4:35 of the game, including the game-winner with 17 seconds left. Cole finished with 14 points on 4-7 shooting from three.
- After TCU, Certa had his 2nd game off the bench this season with 5+ threes. The most games off bench w/ 5+ made threes since 1996: Cole Certa 2 in 2025-26; Matt Ryan 2 in 2016-17; Chris Quinn 2 in 2003-04.
- A perfect 20-20 from the FT line.
- Hit a pair of threes against #2 Houston, finishing with 8 points, 3 rebounds, 1 assist & 1 steal.
- Back in double figures in Bellarmine win. Certa produced 12 points with 2 triples and a 6-6 FT day.
- Player of the Game in the opening win over LIU, going off for a career high 22 points. He drained 6-9 from three-point range.
- Currently 42.2% from three. Certa is 10-22 (45.5%) in corner threes.
- Averaging 2.25 made threes per game.

Freshman Season [2024-25]

- Played in 18-of-33 games, averaging 8.0 min.
- Converted two clutch free throws with four seconds left in the 112-10 4OT win over Cal.
- Another hero moment for Certa vs. Stanford on March 5. Down one with 18 seconds left, Certa drained a corner three right in front his bench for the eventual 56-54 win.
- Tallied 8 points over 12 minutes at Wake Forest on March 1. Certa was 2-5 from beyond the arc.
- Feb. 22 - a 76-72 win over Pitt - Will forever be known as the Cole Certa game. Certa recorded all 12 of his points in the 2nd half but it all stemmed from a 125-second period in which he drained 3 triples.
- Had one of the most incredible threes of the season at BC on Feb. 12 as his near half-court heave found nothing but.
- Saw game action for the first time in over a month at Florida State (2/4). Played in back-to-back games with time vs. Virginia Tech (2/8), scoring a basket in the final minute.
- Earned his first collegiate points and first three in win over Le Moyne on Dec. 22. Finished with 5 points.

2024-25 GAME-BY-GAME

Opponent	Date	GS	MIN	Total		3-Pointers		Free throws		Rebounds				PF	A	TO	BLK	STL	PTS	AVG
				FG	F-GA	PCT	3FG	3FGA	PCT	FT	FT-A	PCT	OFF	DEF	TOT	AVG				
LIU	11/03/2025		24:59	6-10	.600	6-9	.667	4-4	1.000	2	2	4	4.0	2	2	2	0	0	22	22.0
Detroit Mercy	11/07/2025		20:56	2-8	.250	2-7	.286	0-0	.000	0	0	0	2.0	1	1	0	0	0	6	14.0
Eastern Ill.	11/11/2025		08:17	0-3	.000	0-3	.000	0-0	.000	0	0	0	1.3	0	0	0	0	0	0	9.3
at Ohio St.	11/16/2025		07:49	0-0	.000	0-0	.000	0-0	.000	0	0	0	1.0	0	0	0	0	0	0	7.0
Bellarmine	11/19/2025		20:09	2-5	.400	2-5	.400	6-6	1.000	1	1	2	1.2	2	1	2	0	0	12	8.0
vs Kansas	11/24/2025		21:19	1-5	.200	1-5	.200	2-2	1.000	0	1	1	1.2	0	1	0	0	1	5	7.5
vs Rutgers	11/25/2025		10:30	0-4	.000	0-3	.000	0-0	.000	0	1	1	1.1	1	1	0	0	0	0	6.4
vs Houston	11/26/2025		20:11	2-6	.333	2-6	.333	2-2	1.000	0	3	3	1.4	4	1	0	0	1	8	6.6
Missouri	12/02/2025		17:16	4-7	.571	4-7	.571	2-2	1.000	0	0	0	1.2	0	1	0	0	0	14	7.4
at TCU	12/05/2025		32:31	6-14	.429	6-12	.500	2-2	1.000	1	1	2	1.3	2	1	0	0	0	20	8.7
Idaho	12/10/2025	*	31:50	5-7	.714	3-4	.750	2-2	1.000	1	2	3	1.5	0	1	0	0	1	15	9.3
Evansville	12/13/2025	*	25:46	2-5	.400	1-3	.333	0-0	.000	0	2	2	1.5	1	0	2	0	1	5	8.9
Totals		2	241:34	30-74	.405	27-64	.422	20-20	1.000	5	13	18	1.5	13	10	6	0	4	107	8.9

Player Averages

Games Played	Minutes/game	Points/game	FG Pct	3FG Pct	FT Pct	Rebounds/game	Assists/game	Turnovers/game	Assist/Turnover ratio	Steals/game	Blocks/game
12	20.1	8.9	40.5	42.2	100.0	1.5	0.8	0.5	1.7	0.3	0.0

CAREER STATS

				Field Goals		3-Point		F-Throws		Rebounds								Scoring		
SEASON	TEAM	GP-GS	MIN/AVG	FG-FGA	FG%	3FG-3FGA	3FG%	FT-FTA	FT%	OFF	DEF	TOT	AVG	PF-FO	A	TO	BLK	STL	PTS	AVG
2024-25	ND	18-0	145/8.0	12-40	.300	10-36	.278	11-12	.917	1	3	4	0.2	12-0	5	6	1	0	45	2.5
2025-26	ND	12-2	242/20.1	30-74	.405	27-64	.422	20-20	1.000	5	13	18	1.5	13-0	10	6	0	4	107	8.9
TOTAL		30-2	386/12.9	42-114	.368	37-100	.370	31-32	.969	6	16	22	0.7	25-0	15	12	1	4	152	5.1



6

BRADY KOEHLER
FRESHMAN | FORWARD

@brady__koehler @BradyKoehler3

Height	6-10
Eligibility	Freshman
Hometown	Fishers, IN
Previous	Cathedral High

Season Highs

Pts	10 vs Detroit Mercy, 11/7/25
Rebs	4, 3x last vs Idaho, 12/10/25
FGM	4 vs Detroit Mercy, 11/7/25
FGA	6 vs Detroit Mercy, 11/7/25
3FGM	2 vs Detroit Mercy, 11/7/25
3FGA	4 vs Detroit Mercy, 11/7/25
FTM	1 vs LIU, 11/3/25
FTA	2, 2x last at TCU, 12/5/25
Ast	1, 2x last at TCU, 12/5/25
Blk	4 vs Idaho, 12/10/25
Stl	2 vs Evansville, 12/13/25

Double Figure Scoring	1
20+ Point Games	0
Double-Figure Rebounds	0
Double-Doubles	0

Career Highs

Pts	10 vs Detroit Mercy, 11/7/25
Rebs	4, 3x last vs Idaho, 12/10/25
FGM	4 vs Detroit Mercy, 11/7/25
FGA	6 vs Detroit Mercy, 11/7/25
3FGM	2 vs Detroit Mercy, 11/7/25
3FGA	4 vs Detroit Mercy, 11/7/25
FTM	1 vs LIU, 11/3/25
FTA	2, 2x last at TCU, 12/5/25
Ast	1, 2x last at TCU, 12/5/25
Blk	4 vs Idaho, 12/10/25
Stl	2 vs Evansville, 12/13/25

Double Figure Scoring	1
20+ Point Games	0
Double-Figure Rebounds	0
Double-Doubles	0

2025-26 GAME-BY-GAME

Opponent	Date	GS	MIN	Total		3-Pointers		Free throws		Rebounds				PF	A	TO	BLK	STL	PTS	AVG
				FG-FGA	PCT	3FG-3FGA	PCT	FT-FTA	PCT	OFF	DEF	TOT	AVG							
LIU	11/03/2025		06:20	0-1	.000	0-1	.000	1-2	.500	0	2	2	2.0	2	1	0	0	0	1	1.0
Detroit Mercy	11/07/2025		14:32	4-6	.667	2-4	.500	0-0	.000	1	3	4	3.0	3	0	1	1	0	10	5.5
Eastern Ill.	11/11/2025		02:46	0-0	.000	0-0	.000	0-0	.000	0	0	0	2.0	0	0	0	0	0	0	3.7
at Ohio St.	11/16/2025		07:12	0-0	.000	0-0	.000	0-0	.000	0	2	2	2.0	0	0	0	0	0	0	2.8
Bellarmino	11/19/2025		13:02	2-3	.667	0-1	.000	0-0	.000	1	2	3	2.2	3	0	1	0	0	4	3.0
vs Kansas	11/24/2025		04:22	0-0	.000	0-0	.000	0-0	.000	0	0	0	1.8	0	0	0	0	0	0	2.5
vs Rutgers	11/25/2025		03:25	1-3	.333	1-2	.500	0-0	.000	1	0	1	1.7	0	0	0	0	0	3	2.6
Missouri	12/02/2025		07:58	1-2	.500	1-1	1.000	0-0	.000	0	0	0	1.5	3	0	2	1	1	3	2.6
at TCU	12/05/2025		13:24	2-5	.400	0-1	.000	0-2	.000	2	2	4	1.8	2	1	2	0	0	4	2.8
Idaho	12/10/2025		22:06	1-3	.333	0-0	.000	0-0	.000	0	4	4	2.0	1	0	0	4	0	2	2.7
Evansville	12/13/2025		18:30	1-4	.250	0-2	.000	3-3	1.000	0	1	1	1.9	5	0	2	0	2	5	2.9
Totals		0	113:38	12-27	.444	4-12	.333	4-7	.571	5	16	21	1.9	19	2	8	6	3	32	2.9

Player Averages

Games Played	Minutes/game	Points/game	FG Pct	3FG Pct	FT Pct	Rebounds/game	Assists/game	Turnovers/game	Assist/Turnover ratio	Steals/game	Blocks/game
11	10.3	2.9	44.4	33.3	57.1	1.9	0.2	0.7	0.3	0.3	0.5

Freshman Season (2025-26)


- Seen minutes in 11-of-12 games, averaging 10.3 off the bench.
- Finished with a career-high 2 steals in the win over Evansville (12/13)
- Recorded a career-high 4 blocks in the win over Idaho (12/10)
- Was a key reserve in both wins vs. Missouri (12/2) & TCU. Against Mizzou, Koehler hit a huge three halfway thru 2nd half. At TCU, he tied his season high of 4 rebounds to go with his 4 points.
- Is now 4-10 (.400) from three-point range.
- He's shooting 53.8% from two-point range.
- Drained a three in the win over Rutgers in Vegas.
- First collegiate double digit scoring performance in game 2 vs. Detroit Mercy. Koehler dropped 10 pts on 4-6 shooting.

Prep Career

- A consensus top-100 recruit. Finished with an ESPN national ranking of 82
- Attended Coach Shrewsberry's former high school in Cathedral.
- 2025 AP Indiana Boys Basketball All-State First Team
- 2025 IBCA Senior Supreme 15 All-State
- 2025 Indiana All-Star selection
- 2025 Midwest Challenge participant on Team Indiana
- As a senior, Koehler averaged 16.3 points, 6.6 rebounds, 3.0 assists, 2.0 steals and 2.0 blocks
- Averaged 15.5 points, 6.5 rebounds and 2.3 blocks per game in his junior season. In addition, he shot 38.6 percent (32-for-83) from beyond the arc.
- Named 2024 Indiana Junior All-Star.
- Koehler and Jalen Haralson are no strangers to each other for they were teammates on the Indy Heat 17U EYBL squad.

CAREER STATS

				Field Goals		3-Point		F-Throws		Rebounds									Scoring	
SEASON	TEAM	GP-GS	MIN/AVG	FG-FGA	FG%	3FG-3FGA	3FG%	FT-FTA	FT%	OFF	DEF	TOT	AVG	PF-FO	A	TO	BLK	STL	PTS	AVG
2025-26	ND	11-0	114/10.3	12-27	.444	4-12	.333	4-7	.571	5	16	21	1.9	19-1	2	8	6	3	32	2.9
TOTAL		11-0	114/10.3	12-27	.444	4-12	.333	4-7	.571	5	16	21	1.9	19-1	2	8	6	3	32	2.9



7

RYDER FROST
FRESHMAN | FORWARD

@ryderfrost @RyderFrost7

Height	6-7
Eligibility	Freshman
Hometown	Beverly, MA
Previous	Phillips Exeter Academy

Season Highs

Pts	15 vs LIU, 11/3/25
Rebs	3 vs Houston, 11/26/25
FGM	5 vs LIU, 11/3/25
FGA	8 vs Houston, 11/26/25
3FGM	4 vs LIU, 11/3/25
3FGA	7 vs Houston, 11/26/25
FTM	2 vs Detroit Mercy, 11/7/25
FTA	2, 2x last vs Detroit Mercy, 11/7/25
Ast	1, 2x last vs Houston, 11/26/25
Blk	
Stl	1 vs Detroit Mercy, 11/7/25

Double Figure Scoring	2
20+ Point Games	0
Double-Figure Rebounds	0
Double-Doubles	0

Career Highs

Pts	15 vs LIU, 11/3/25
Rebs	3 vs Houston, 11/26/25
FGM	5 vs LIU, 11/3/25
FGA	8 vs Houston, 11/26/25
3FGM	4 vs LIU, 11/3/25
3FGA	7 vs Houston, 11/26/25
FTM	2 vs Detroit Mercy, 11/7/25
FTA	2, 2x last vs Detroit Mercy, 11/7/25
Ast	1, 2x last vs Houston, 11/26/25
Blk	
Stl	1 vs Detroit Mercy, 11/7/25

Double Figure Scoring	2
20+ Point Games	0
Double-Figure Rebounds	0
Double-Doubles	0

2025-26 GAME-BY-GAME

Opponent	Date	GS	MIN	Total		3-Pointers		Free throws		Rebounds				PF	A	TO	BLK	STL	PTS	AVG
				FG-FGA	PCT	3FG-3FGA	PCT	FT-FTA	PCT	OFF	DEF	TOT	AVG							
LIU	11/03/2025		13:35	5-6	.833	4-5	.800	1-2	.500	1	1	2	2.0	1	1	0	0	0	15	15.0
Detroit Mercy	11/07/2025		13:08	3-6	.500	2-5	.400	2-2	1.000	0	1	1	1.5	1	0	1	0	1	10	12.5
Eastern Ill.	11/11/2025		03:33	0-1	.000	0-1	.000	0-0	.000	0	2	2	1.7	0	0	0	0	0	0	8.3
at Ohio St.	11/16/2025		01:42	0-1	.000	0-1	.000	0-0	.000	0	0	0	1.3	0	0	0	0	0	0	6.3
vs Kansas	11/24/2025		02:42	0-1	.000	0-1	.000	0-0	.000	0	0	0	1.0	0	0	0	0	0	0	5.0
vs Rutgers	11/25/2025		00:28	0-0	.000	0-0	.000	0-0	.000	0	0	0	0.8	0	0	0	0	0	0	4.2
vs Houston	11/26/2025		23:40	2-8	.250	1-7	.143	0-0	.000	1	2	3	1.1	0	1	0	0	0	5	4.3
Missouri	12/02/2025		01:14	0-2	.000	0-2	.000	0-0	.000	0	0	0	1.0	0	0	0	0	0	0	3.8
at TCU	12/05/2025		00:10	0-0	.000	0-0	.000	0-0	.000	0	1	1	1.0	0	0	0	0	0	0	3.3
Evansville	12/13/2025		01:57	0-1	.000	0-1	.000	0-0	.000	0	0	0	0.9	0	0	0	0	0	0	3.0
Totals		0	62:09	10-26	.385	7-23	.304	3-4	.750	2	7	9	0.9	2	2	1	0	1	30	3.0

Player Averages

Games Played	Minutes/ game	Points/ game	FG Pct	3FG Pct	FT Pct	Rebounds/ game	Assists/ game	Turnovers/ game	Assist/Turnover ratio	Steals/ game	Blocks/ game
10	6.2	3.0	38.5	30.4	75.0	0.9	0.2	0.1	2.0	0.1	0.0

Freshman Season [2025-26]

- Seen action in 9 of 12 games. Averaging 3.0 ppg on 6.2 minutes per game.
- Season best 24 minutes against #2 Houston in Vegas. Recorded 5 points, 3 rebounds, 1 assist.
- First two games: back-to-back double digit scoring games for the freshman despite not starting. Frost was a combined 8-12 from the field and 6-10 from beyond the arc.
- One of the breakout performers in game one, scoring all of his 15 points in the 2nd half. Frost didn't miss in the half, going 4-4 from deep, 5-5 from the field.

Prep Career

- Consensus top-100 recruit nationally. Ranked 79th by ESPN
- 2025 Capital Classic participant with the United States All-Stars – earned team MVP after recording 18 points behind 6-8 shooting from three.
- Finished in the top-10 17U leaders in Box Plus-Minus from AAU at 10.9.
- Landed on Paul Biancardi's 2025 top shot-makers list.
- Averaged 21.6 points, 7.7 rebounds and 3.2 assists per game in his junior season as he led Phillips Exeter to a NEPSAC Class A championship.
- Frost made nearly 44 percent of his 201 three-point attempts.
- Ultimately named the 2024 NEPSAC Class A Player of the Year.
- Played on the Under Armour Association circuit in the summer of 2024 with 17U Middlesex Magic. He shot 48.0 percent from the field (98-of-204) and 45.2 percent from three (70-of-155), averaging 15.8 points, 5.4 rebounds and 1.8 assists in 18 games.
- His 45 percent clip from three-point range led the Under Armour circuit.

CAREER STATS

				Field Goals		3-Point		F-Throws		Rebounds									Scoring		
SEASON	TEAM	GP-GS	MIN	AVG	FG-FGA	FG%	3FG-3FGA	3FG%	FT-FTA	FT%	OFF	DEF	TOT	AVG	PF-FO	A	TO	BLK	STL	PTS	AVG
2025-26	ND	10-0	62	6.2	10-26	.385	7-23	.304	3-4	.750	2	7	9	0.9	2-0	2	1	0	1	30	3.0
TOTAL		10-0	62	6.2	10-26	.385	7-23	.304	3-4	.750	2	7	9	0.9	2-0	2	1	0	1	30	3.0



10

JALEN HARALSON

FRESHMAN | GUARD

@jalen.haralson	@JalenHaralson3
Height	6-7
Eligibility	Freshman
Hometown	Anderson, IN
Previous	La Lumiere

Season Highs

Pts	20, 2x last vs Idaho, 12/10/25
Rebs	5, 2x last at TCU, 12/5/25
FGM	8, 2x last vs Idaho, 12/10/25
FGA	16, 2x last vs Evansville, 12/13/25
3FGM	
3FGA	2, 2x last vs Kansas, 11/24/25
FTM	6 vs Houston, 11/26/25
FTA	9 vs Bellarmine, 11/19/25
Ast	9 at TCU, 12/5/25
Blk	1, 4x last at TCU, 12/5/25
Stl	2, 2x last vs Evansville, 12/13/25

Double Figure Scoring	10
20+ Point Games	2
Double-Figure Rebounds	0
Double-Doubles	0

Career Highs

Pts	20, 2x last vs Idaho, 12/10/25
Rebs	5, 2x last at TCU, 12/5/25
FGM	8, 2x last vs Idaho, 12/10/25
FGA	16, 2x last vs Evansville, 12/13/25
3FGM	
3FGA	2, 2x last vs Kansas, 11/24/25
FTM	6 vs Houston, 11/26/25
FTA	9 vs Bellarmine, 11/19/25
Ast	9 at TCU, 12/5/25
Blk	1, 4x last at TCU, 12/5/25
Stl	2, 2x last vs Evasville 12/13/25

Double Figure Scoring	10
20+ Point Games	2
Double-Figure Rebounds	0
Double-Doubles	0

2025-26 GAME-BY-GAME

Opponent	Date	GS	MIN	Total		3-Pointers		Free throws		Rebounds				PF	A	TO	BLK	STL	PTS	AVG
				FG-FGA	PCT	3FG-3FGA	PCT	FT-FTA	PCT	OFF	DEF	TOT	AVG							
LIU	11/03/2025	*	12:23	2-7	.286	0-1	.000	0-1	.000	0	3	3	3.0	1	0	4	0	0	4	4.0
Eastern Ill.	11/11/2025		25:37	6-6	1.000	0-0	.000	5-6	.833	1	4	5	4.0	3	3	2	0	1	17	10.5
at Ohio St.	11/16/2025		26:18	5-10	.500	0-0	.000	3-3	1.000	0	2	2	3.3	3	3	3	1	2	13	11.3
Bellarmine	11/19/2025	*	29:57	6-12	.500	0-2	.000	4-9	.444	3	1	4	3.5	2	5	1	0	0	16	12.5
vs Kansas	11/24/2025	*	24:54	5-14	.357	0-2	.000	3-5	.600	3	2	5	3.8	3	1	1	1	0	13	12.6
vs Rutgers	11/25/2025	*	28:31	6-12	.500	0-0	.000	3-4	.750	0	1	1	3.3	4	1	1	0	1	15	13.0
vs Houston	11/26/2025	*	22:19	4-8	.500	0-1	.000	6-8	.750	1	1	2	3.1	0	0	1	1	0	14	13.1
Missouri	12/02/2025	*	21:30	5-7	.714	0-0	.000	3-4	.750	1	3	4	3.3	5	2	2	0	1	13	13.1
at TCU	12/05/2025	*	37:56	8-12	.667	0-1	.000	4-7	.571	1	4	5	3.4	3	9	5	1	0	20	13.9
Idaho	12/10/2025	*	25:18	8-16	.500	0-0	.000	4-7	.571	1	1	2	3.3	2	2	2	0	0	20	14.5
Evansville	12/13/2025	*	19:02	4-16	.250	0-1	.000	2-3	.667	1	1	2	3.2	0	3	2	0	2	10	14.1
Totals		9	273:45	59-120	.492	0-8	.000	37-57	.649	12	23	35	3.2	26	29	24	4	7	155	14.1

Player Averages

Games Played	Minutes/game	Points/game	FG Pct	3FG Pct	FT Pct	Rebounds/game	Assists/game	Turnovers/game	Assist/Turnover ratio	Steals/game	Blocks/game
11	24.9	14.1	49.2	0.0	64.9	3.2	2.6	2.2	1.2	0.6	0.4

Freshman Season [2025-26]

- 9 starts, 11 games played, averaging 24.9 minutes. Missed game 2 due to concussion protocol.

- Mr. Dependable - 10 straight games in double figures (includes Kansas, Houston, Missouri, TCU) which included back-to-back games with 20 points (TCU, Idaho)

- What a week for Jalen - 2 big Irish wins over Mizzou and TCU in which he averaged 16.5 points on 68.4% shooting, plus 4.5 rpg & 5.5 apg.

- Haralson was CLUTCH at TCU, hitting the game-tying fadeaway shot with three seconds left to send it to overtime. He finished 8-12 from the floor for a career best 20 points; plus 5 rebounds and a career best 9 assists.

- Haralson had 20 points, 5 rebounds, 9 assists and 1 block vs. TCU. ND players to match those marks in a game in last 30 seasons: Jerian Grant in 2015 / Chris Thomas x3 (twice in 2002 and once in 2005).

- Game prior, he ignited a great 2nd half start in win over Missouri, scoring 7 of the team's first 9 points. Ultimately finished with 13 points on 5-7 shooting.

- Attacks the rim at will. He's converting an impressive 68.5% (37-54) from within 4.5 feet. That's 6.0% above the Division I average.

- Shooting 52.7% overall from 2-point range.

- Averaged second most points in Vegas with 14.0 ppg. Haralson was 15-34 (.441) from the field.

- Bounced back in game 3 in impressive fashion, earning Coach Shrews' Fight Night Belt. Haralson dropped 17 points, with 13 coming in the 2nd half. Haralson was a perfect 6-6 from the field.

- Impressed with 13 points on 5-10 shooting at Ohio State (11/16). Team best 3 assists.

Prep Career

- Highest-rated prospect to commit to the Irish in the modern history of the program.

- A consensus five-star recruit and the top-ranked prospect in the state of Indiana. Finished with a top-20 recruit ranking by both ESPN and 247 Sports

- Became the 20th McDonald's All-American Game participant in program history and the first in the Shrewsbury Era

- 2025 Midwest Challenge – Team Indiana

- 2025 Naismith Midseason Team

- Averaged 21.2 points and 7.3 rebounds with the Indy Heat on the Nike EYBL circuit in the spring of 2024. He then followed that up with 16.6 ppg at the Nike Peach Jam in July

- Spent his first two years at Fishers High where he averaged 19.7 points, 6.2 rebounds and 2.7 assists in that time.

USA Basketball

- Member of the 2025 USA Men's Nike Hoop Summit team that defeated the World Select team 124-114 in OT

- Represented USA at the FIBA U17 World Cup in the summer of 2024. He averaged 11.1 points and 4.0 rebounds in seven games as the team ultimately won the gold medal.

CAREER STATS

SEASON	TEAM	GP-GS	MIN/AVG	Field Goals		3-Point		F-Throws		Rebounds				Scoring	
				FG-FGA	FG%	3FG-3FGA	3FG%	FT-FTA	FT%	OFF	DEF	TOT	AVG	PF-FO	A
2025-26	ND	11-9	274/24.9	59-120	.492	0-8	.000	37-57	.649	12	23	35	3.2	26-1	29
TOTAL		11-9	274/24.9	59-120	.492	0-8	.000	37-57	.649	12	23	35	3.2	26-1	29



11

BRAEDEN SHREWSBERRY

JUNIOR | GUARD

@braedenshrewsberry

@BraedenShrews

Height	6-4
Eligibility	Junior
Hometown	Granger, IN
Previous	State College Area High

Season Highs

Pts	26	vs Evansville, 12/13/25
Rebs	5	at TCU, 12/5/25
FGM	9	vs Evansville, 12/13/25
FGA	12	vs Evansville, 12/13/25
3FGM	8	vs Evansville, 12/13/25
3FGA	10	vs Evansville, 12/13/25
FTM	4	vs Detroit Mercy, 11/7/25
FTA	4, 2x	last at TCU, 12/5/25
Ast	4	at TCU, 12/5/25
Blk	1	vs Bellarmine, 11/19/15
Stl	1, 4x	last vs Idaho, 12/10/25

Double Figure Scoring	8
20+ Point Games	1
Double-Figure Rebounds	0
Double-Doubles	0

Career Highs

Pts	26	vs Evansville, 12/13/25
Rebs	7	at Florida St, 2/4/25
FGM	9	vs Evansville, 12/13/25
FGA	20	vs Rutgers, 11/26/24
3FGM	8	vs Evansville, 12/13/25
3FGA	13, 2x	last vs Houston, 11/27/24
FTM	6	at Georgia Tech, 1/9/24
FTA	6	at Georgia Tech, 1/9/24
Ast	4, 3x	last at TCU, 12/5/25
Blk	1, 6x	last vs Bellarmine, 11/19/25
Stl	3, 2x	last vs Virginia Tech, 2/8/25

Double Figure Scoring	46
20+ Point Games	8
Double-Figure Rebounds	0
Double-Doubles	0

2024-25 GAME-BY-GAME

Opponent	Date	GS	MIN	Total		3-Pointers		Free throws		Rebounds				PF	A	TO	BLK	STL	PTS	AVG	
				FG-FGA	PCT	3FG-3FGA	PCT	FT-FTA	PCT	OFF	DEF	TOT	AVG								
LIU	11/03/2025	*	18:29	1-4	.250	0-2	.000	0-0	.000	0	0	0	0.0	1	3	1	0	1	2	2.0	
Detroit Mercy	11/07/2025	*	28:50	5-8	.625	5-8	.625	4-4	1.000	0	3	3	1.5	0	3	0	0	1	19	10.5	
Eastern Ill.	11/11/2025	*	29:31	6-9	.667	6-8	.750	0-0	.000	0	2	2	1.7	0	2	0	0	0	18	13.0	
at Ohio St.	11/16/2025	*	32:11	4-7	.571	2-3	.667	1-2	.500	0	4	4	2.3	1	0	2	0	1	11	12.5	
Bellarmino	11/19/2025	*	28:56	2-5	.400	2-5	.400	1-2	.500	0	4	4	2.6	3	0	1	1	0	7	11.4	
vs Kansas	11/24/2025	*	33:39	3-9	.333	3-9	.333	0-0	.000	0	2	2	2.5	1	1	0	0	0	9	11.0	
vs Rutgers	11/25/2025	*	33:03	5-11	.455	3-6	.500	0-0	.000	0	2	2	2.4	1	1	1	0	0	13	11.3	
vs Houston	11/26/2025	*	19:50	0-4	.000	0-4	.000	0-0	.000	0	2	2	2.4	2	0	0	0	0	0	9.9	
Missouri	12/02/2025	*	35:28	3-9	.333	3-9	.333	2-2	1.000	0	3	3	2.4	1	1	0	0	0	11	10.0	
at TCU	12/05/2025	*	37:52	5-10	.500	3-7	.429	2-4	.500	0	5	5	2.7	1	4	2	0	0	15	10.5	
Idaho	12/10/2025	*	28:57	5-9	.556	4-7	.571	0-0	.000	0	2	2	2.6	1	2	1	0	1	14	10.8	
Evansville	12/13/2025	*	31:39	9-12	.750	8-10	.800	0-0	.000	0	2	2	2.6	1	0	1	0	0	26	12.1	
Totals			12	358:25	48-97	.495	39-78	.500	10-14	.714	0	31	31	2.6	13	17	9	1	4	145	12.1

Player Averages

Games Played	Minutes/game	Points/game	FG Pct	3FG Pct	FT Pct	Rebounds/game	Assists/game	Turnovers/game	Assist/Turnover ratio	Steals/game	Blocks/game
12	29.9	12.1	49.5	50.0	71.4	2.6	1.4	0.8	1.9	0.3	0.1

CAREER STATS

		Field Goals				3-Point		F-Throws		Rebounds				Scoring						
SEASON	TEAM	GP-GS	MIN/AVG	FG-FGA	FG%	3FG-3FGA	3FG%	FT-FTA	FT%	OFF	DEF	TOT	AVG	PF-FO	A	TO	BLK	STL	PTS	AVG
2023-24	ND	33-15	934/28.3	115-289	.398	78-210	.371	28-34	.824	4	78	82	2.5	31-0	29	38	1	16	336	10.2
2024-25	ND	26-26	900/34.6	129-312	.413	72-195	.369	34-41	.829	10	69	79	3.0	32-1	42	31	4	15	364	14.0
2025-26	ND	12-12	358/29.9	48-97	.495	39-78	.500	10-14	.714	0	31	31	2.6	13-0	17	9	1	4	145	12.1
TOTAL		71-53	2192/30.9	292-698	.418	189-483	.391	72-89	.809	14	178	192	2.7	76-1	88	78	6	35	845	11.9

Awards

2023-24

- ACC Rookie of the Week (Jan. 15, 2024)

Junior Season [2025-26]

- Started in all 12 games, averaging 29.9 min.

- Braeden is 50.0% from three - 2nd in the ACC/11th in the nation. He's converting 3.25 made threes per game - 2nd in ACC.

- Had a career-day in the win over Evansville (12/13) with a career-high 26 points on a career-best 8-of-10 shooting from three

- Shot lights out this week in the wins over Idaho (12/10) and Evansville (12/13). He finished the week with 40 points, averaging 20 points per game, while shooting 66.7% from the floor on 14-21 shooting

- Went 3-9 from three in the win over Mizzou, followed that up with a 3-7 effort in win at TCU. Braeden posted back-to-back games in double figures with 11 & 15 points, respectively.

- Speaking of TCU, Braeden set new season highs in rebounds (5) and assists (4) in a very complete game for the junior.

- ND is 7-1 this season in which Braeden scores 10+ points.

- Effective% of 69.6 // True Shooting% - 70.3

- Averaged 7.3 points in Vegas.

- Went 6-8 from three in win over EIU, totaling 18 pts. Was 5-6 from three in the 2nd half.

- Team high 19 points in win over Detroit Mercy. Got hot from three, draining 5-8.

- Co-led the team in assists with 3 in opening win over LIU.

Sophomore Season [2024-25]

- Missed the last 7 games of the season recovering from a lower-abdomen injury.

- Averaged 14.0 ppg, up from last year's 10.2. He shot 41.3%, up from last year's 39.8%.

- 2.8 threes/game (3rd in ACC), converting 36.9% from deep (3rd). Higher three ball numbers in ACC Play — 2.9 threes/game (3rd in ACC) while hitting 40.0% from deep (5th).

- Shrewsberry's sweet spot? Corner threes – he was 45.5% (15-for-33).

- Converted 48.7% from two-point range. He shot 43.2% from midrange 2s, 44.9% from the paint and he's 16-24 from around the rim.

- Bounced back after 0-point game vs. VT with three strong performances before his injury. Braeden averaged 16.3 ppg in that span on 16-39 shooting (.410), plus 11-24 (.458) from three.

- Made three triples in the opening six minutes of the Louisville game on Feb. 16 and finished with 12 points.


- Back in one of his hometowns, Braeden dropped 16 points at Boston College (2/12) on 6-14 shooting.

- Braeden's three with 5:23 left kicked off a 13-0 run vs. Georgia Tech on Jan. 28. He also sealed the 71-68 victory with 3 critical free throws with less than 12 seconds left.

- Played hero in 69-64 win over Syracuse on Dec. 7. Tied his career high with 25 points on 6-11 shooting from three. Shrewsberry was clutch late, hitting a three with 3:27 left to put the Irish up 63-60, and again at 2:11 to push the Irish ahead 67-62.

- Players Era 3-game Stats — 49 PTS (16.3 ppg); 19-of-56 FG (.339); 9-33 3PT (.273)

- 22 points against Elon (11/22), draining five from deep. Also dished out a career high 4 assists.



12

GARRETT SUNDRA

SOPHOMORE | FORWARD

@garrettsundra

@GarrettSundra

Height	6-11
Eligibility	Sophomore
Hometown	Ashburn, VA
Previous	Paul VI Catholic

Season Highs

Pts	9	vs Detroit Mercy, 11/7/25
Rebs	5, 3x	last at TCU, 12/5/25
FGM	4	vs Detroit Mercy, 11/7/25
FGA	6, 2x	last vs Kansas, 11/24/25
3FGM	2	at TCU, 12/5/25
3FGA	4	vs Missouri, 12/2/25
FTM		
FTA		
Ast	2	at TCU, 12/5/25
Blk	1, 2x	last vs Rutgers, 11/25/25
Stl	1, 2x	last at Ohio St, 11/16/25

Double Figure Scoring	0
20+ Point Games	0
Double-Figure Rebounds	0
Double-Doubles	0

Career Highs

Pts	11, 2x	last vs SMU, 2/19/25
Rebs	8	vs Le Moyne, 12/22/24
FGM	4, 2x	last vs Detroit Mercy, 11/7/25
FGA	6	vs Detroit Mercy, 11/7/25
3FGM	3	vs Creighton, 11/30/24
3FGA	4	vs Creighton, 11/30/24
FTM	3, 2x	last vs SMU, 2/19/25
FTA	3, 2x	last vs SMU, 2/19/25
Ast	2, 2x	last at TCU, 12/5/25
Blk	1, 5x	last vs Rutgers, 11/25/25
Stl	2	at Florida St, 2/4/25

Double Figure Scoring	2
20+ Point Games	0
Double-Figure Rebounds	0
Double-Doubles	0

2024-25 GAME-BY-GAME

Opponent	Date	GS	MIN	Total		3-Pointers		Free throws		Rebounds				PF	A	TO	BLK	STL	PTS	AVG	
				FG-FGA	PCT	3FG-3FGA	PCT	FT-FTA	PCT	OFF	DEF	TOT	AVG								
LIU	11/03/2025	*	19:59	2-4	.500	1-3	.333	0-0	.000	1	1	2	2.0	4	0	1	0	1	5	5.0	
Detroit Mercy	11/07/2025	*	19:43	4-6	.667	1-2	.500	0-0	.000	1	4	5	3.5	0	1	0	0	0	9	7.0	
Eastern Ill.	11/11/2025	*	15:21	2-2	1.000	1-1	1.000	0-0	.000	2	3	5	4.0	2	0	0	0	0	5	6.3	
at Ohio St.	11/16/2025	*	20:16	2-3	.667	1-2	.500	0-0	.000	0	2	2	3.5	4	0	0	0	1	5	6.0	
Bellarmino	11/19/2025	*	09:43	0-0	.000	0-0	.000	0-0	.000	1	0	1	3.0	2	0	2	0	0	0	4.8	
vs Kansas	11/24/2025	*	22:50	1-6	.167	0-2	.000	0-0	.000	2	1	3	3.0	1	0	0	1	0	2	4.3	
vs Rutgers	11/25/2025		17:12	2-5	.400	1-2	.500	0-1	.000	1	3	4	3.1	2	0	0	1	0	5	4.4	
vs Houston	11/26/2025	*	06:46	0-4	.000	0-2	.000	0-0	.000	0	1	1	2.9	0	0	0	0	0	0	3.9	
Missouri	12/02/2025	*	21:36	1-5	.200	0-4	.000	0-0	.000	0	4	4	3.0	1	1	1	0	0	2	3.7	
at TCU	12/05/2025	*	23:04	2-2	1.000	2-2	1.000	0-0	.000	2	3	5	3.2	1	2	3	0	0	6	3.9	
Idaho	12/10/2025	*	18:56	1-1	1.000	0-0	.000	0-0	.000	1	3	4	3.3	0	1	0	0	0	2	3.7	
Evansville	12/13/2025	*	22:17	2-3	.667	2-3	.667	1-2	.500	2	2	4	3.3	0	0	0	0	0	7	4.0	
Totals			11	217:43	19-41	.463	9-23	.391	1-3	.333	13	27	40	3.3	17	5	7	2	2	48	4.0

Player Averages

Games Played	Minutes/game	Points/game	FG Pct	3FG Pct	FT Pct	Rebounds/game	Assists/game	Turnovers/game	Assist/Turnover ratio	Steals/game	Blocks/game
12	18.1	4.0	46.3	39.1	33.3	3.3	0.4	0.6	0.7	0.2	0.2

Sophomore Season [2025-26]

- Started in 11 of 12 games, averaging 18.1 minutes (9 more mpg than last season).
- Shooting 39.1% from behind the arc
- He's 8-18 (.444) from Above Break 3's.
- Finished with 6 points on 2-3 shooting from three in the win over Evansville (12/13)
- Went 2-2 from three to record 6 points, 5 rebounds, 2 assists in the TCU win.
- Coach has praised his dependability in the starting lineup and to stretch the floor.

Freshman Season [2024-25]

- Saw action in 21-of-33 games & averaged 9.3 min.
- Averaged 2.3 points and 1.5 rebounds.
- Shot 53.3 percent from the field overall.
- Converted 72.7 percent from two-point range.
- Sundra was 8-20 (.400) from three.
- Tied his career high of 11 points vs. SMU on Feb. 19. Sundra shot 3-4 overall, 2-3 from deep and 3-3 from the FT line.
- Saw significant time at Florida State (2/4) and responded with a 3-5 shooting day (2-3 from three) for 8 points.
- The box score may not show it, but Garrett stepped up and played 18 minutes against UNC (2nd highest of the season), grabbing 4 rebounds and playing solid D.
- Came off the bench vs. Le Moyne (12/22) and grabbed a career high 8 rebounds.
- Played his first significant minutes against #21/19 Creighton and Sundra dedlivered. He recorded his first double-digit scoring effort with 11 points on 4-for-5 shooting (3-for-4 from three).
- Followed that with a career high 21 minutes at Georgia when tallied 5 points on 2-for-3 shooting.

Prep Career

Ranked 131st nationally by 247 Sports. ESPN has Sundra ranked 29th in his position and sixth overall in the state of Virginia.

Key contributor on a loaded Paul VI Catholic squad. In his senior year, Sundra captained a Panthers squad who achieved a 35-3 overall record and No. 1 ranking by MaxPreps.

Averaged 8.3 points, 6.8 rebounds, 2.3 assists and 2.0 steals per game.

As a junior, he helped Paul VI Catholic go 31-4 en route to a state title.

Competed on the Nike EYBL Circuit on Team Takeover. Won back-to-back Peach Jam championships.


Sundra showed off his touch in and around the paint on the EYBL Circuit, shooting 36-of-54 from two.

A four-star prospect by ESPN and top-100 overall recruit, Sundra ranked fifth in his state and 20th at his position.

He is the first Notre Dame scholarship player from the Commonwealth of Virginia.

CAREER STATS

SEASON	TEAM	GP-GS	MIN/AVG	Field Goals		3-Point		F-Throws		Rebounds				Scoring						
				FG-FGA	FG%	3FG-3FGA	3FG%	FT-FTA	FT%	OFF	DEF	TOT	AVG	PF-FO	A	TO	BLK	STL	PTS	AVG
2024-25	ND	21-0	195/9.3	16-31	.516	8-20	.400	9-11	.818	11	21	32	1.5	19-0	7	8	3	4	49	2.3
2025-26	ND	12-11	218/18.1	19-41	.463	9-23	.391	1-3	.333	13	27	40	3.3	17-0	5	7	2	2	48	4.0
TOTAL		33-11	413/12.5	35-72	.486	17-43	.395	10-14	.714	24	48	72	2.2	36-0	12	15	5	6	97	2.9



13

SIR MOHAMMED

SOPHOMORE | GUARD

	@sirmohammed13		@thesirmohammed
Height	6-6		
Eligibility	Sophomore		
Hometown	Charlotte, NC		

Season Highs

Pts	21	vs Evansville, 12/13/25
Rebs	6	vs Detroit Mercy, 11/7/25
FGM	8	vs Evansville, 12/13/25
FGA	12	vs Evansville, 12/13/25
3FGM	2	vs Idaho, 12/10/25
3FGA	3	vs Eastern Illinois, 11/11/25
FTM	2, 2x	vs Detroit Mercy, 11/7/25
FTA	4, 2x	vs Detroit Mercy, 11/7/25
Ast	6	vs Detroit Mercy, 11/7/25
Blk	1	at TCU, 12/5/25
Stl	2, 2x	last vs Kansas, 11/24/25

Double Figure Scoring	2
20+ Point Games	1
Double-Figure Rebounds	0
Double-Doubles	0

Career Highs

Pts	21	vs Evansville, 12/13/25
Rebs	6, 2x	last vs Detroit Mercy, 11/7/25
FGM	8	vs Evansville, 12/13/25
FGA	12	vs Evansville, 12/13/25
3FGM	2, 2x	last vs Idaho, 12/10/25
3FGA	4	at Duke, 1/11/25
FTM	2, 3x	last vs Detroit Mercy, 11/7/25
FTA	4, 3x	last vs Detroit Mercy, 11/7/25
Ast	6	vs Detroit Mercy, 11/7/25
Blk	1, 4x	last at TCU, 12/5/25
Stl	3	at Syracuse, 1/18/25

Double Figure Scoring	3
20+ Point Games	1
Double-Figure Rebounds	0
Double-Doubles	0

2024-25 GAME-BY-GAME

Opponent	Date	GS	MIN	Total		3-Pointers		Free throws		Rebounds				PF	A	TO	BLK	STL	PTS	AVG
				FG-FGA	PCT	3FG-3FGA	PCT	FT-FTA	PCT	OFF	DEF	TOT	AVG							
LIU	11/03/2025		16:45	1-3	.333	1-2	.500	2-4	.500	0	1	1	1.0	2	1	3	0	1	5	5.0
Detroit Mercy	11/07/2025	*	22:58	4-9	.444	0-1	.000	2-4	.500	2	4	6	3.5	1	6	2	0	0	10	7.5
Eastern Ill.	11/11/2025	*	26:11	2-6	.333	0-3	.000	0-1	.000	2	3	5	4.0	2	2	1	0	0	4	6.3
at Ohio St.	11/16/2025	*	24:34	4-8	.500	0-2	.000	0-3	.000	0	2	2	3.5	3	2	1	0	0	8	6.8
Bellarmine	11/19/2025		17:43	0-1	.000	0-0	.000	0-0	.000	0	0	0	2.8	3	0	1	0	2	0	5.4
vs Kansas	11/24/2025		13:57	2-6	.333	0-1	.000	0-0	.000	1	4	5	3.2	0	0	0	0	2	4	5.2
vs Rutgers	11/25/2025	*	23:01	2-2	1.000	0-0	.000	2-2	1.000	1	3	4	3.3	0	3	5	0	1	6	5.3
vs Houston	11/26/2025		04:46	0-1	.000	0-0	.000	0-0	.000	0	1	1	3.0	1	0	1	0	0	0	4.6
Missouri	12/02/2025		08:37	1-3	.333	0-2	.000	0-0	.000	0	1	1	2.8	1	0	2	0	0	2	4.3
at TCU	12/05/2025		10:09	0-3	.000	0-1	.000	0-0	.000	0	1	1	2.6	2	1	0	1	0	0	3.9
Idaho	12/10/2025		14:42	2-7	.286	2-2	1.000	0-0	.000	0	2	2	2.5	0	1	1	0	0	6	4.1
Evansville	12/13/2025		22:05	8-12	.667	2-3	.667	3-4	.750	0	2	2	2.5	1	3	3	0	3	21	5.5
Totals		4	205:28	26-61	.426	5-17	.294	9-18	.500	6	24	30	2.5	16	19	20	1	9	66	5.5

Player Averages

Games Played	Minutes/ game	Points/ game	FG Pct	3FG Pct	FT Pct	Rebounds/ game	Assists/ game	Turnovers/ game	Assist/Turnover ratio	Steals/ game	Blocks/ game
12	17.1	5.5	42.6	29.4	50.0	2.5	1.6	1.7	1.0	0.8	0.1

CAREER STATS

				Field Goals		3-Point		F-Throws		Rebounds								Scoring		
SEASON	TEAM	GP-GS	MIN/AVG	FG-FGA	FG%	3FG-3FGA	3FG%	FT-FTA	FT%	OFF	DEF	TOT	AVG	PF-FO	A	TO	BLK	STL	PTS	AVG
2024-25	ND	23-8	304/13.2	29-76	.382	5-29	.172	8-20	.400	20	23	43	1.9	25-0	23	24	3	13	71	3.1
2025-26	ND	12-4	205/17.1	26-61	.426	5-17	.294	9-18	.500	6	24	30	2.5	16-0	19	20	1	9	66	5.5
TOTAL		35-12	510/14.6	55-137	.401	10-46	.217	17-38	.447	26	47	73	2.1	41-0	42	44	4	22	137	3.9

Sophomore Season (2025-26)

- Seen action in all 12 games, plus 5 starts, averaging 17.1 minutes.
- Posted an impressive career-high 21 points in the win over Evansville (12/13) on a career-best 8-12 shooting
- Coach Shrews has praised Sir's passing ability and it being a major reason he recruited him to Notre Dame.
- Attacked the paint at Ohio St (11/16), going 4-8 from the floor for 8 points.
- Was Coach's 'Fight Night' champ of game 2 - 10 points, a career high tying 6 rebounds & a new career best of 6 assists. Was just his 2nd career game in double figures.

Freshman Season (2024-25)

- Played in 23-of-33 games overall & averaged 13.2 minutes.
- On November 18, Sir Mohammed underwent successful surgery performed by Dr. Brian Ratigan for a lower-body injury. On Dec. 31 at Georgia Tech, he made his return.
- Started in 8 games. Shot 12-22 from two-point range in those games.
- Shot 51.1% from two-point range overall.
- Small sample size, but Sir was 14-19 (.737) from around the rim and drained 44.4% from the midrange.
- Was 3-5 from two and totaled 8 points vs. SMU on Feb. 19.
- Had his highest point total since Duke with 7 points vs. Louisville (Feb. 16) on 3-5 shooting.
- Sir had a great game at #4 Duke - earning his first double-digit scoring performance of his collegiate career with 11 points on 4-7 shooting.

Prep Career

- Ranked 43rd in the country by 247 Sports and 57th by ESPN. Part of three-player recruiting class that ranked 19th in the country by ESPN.
- Averaged 13.5 points, 6.5 rebounds, 5.0 assists and 2.3 steals in 20.5 minutes over 24 games as a senior.
- Led Myers Park to a 27-3 overall record with a 10-0 mark in conference play.
- 2024 Second-Team All-State // 2023 Second-Team All-State
- Shot 53 percent from the field, 38 percent from 3 and 62 percent from the free-throw line.
- Led Myers Park High to a 28-4 record, a national ranking and a 4A State championship title as a junior (first state championship game for Myers Park in more than 60 years).
- Averaged 13.5 points, 5.3 rebounds 4.9 assists and 1.9 steals.
- Played for Team Curry 17U on the Under Armour Next Circuit where he averaged 8.4 points and 4.3 assists in the summer of 2023.
- Son of former NBA power forward Nazr Mohammed



14

KEBBA NJIE

SENIOR | FORWARD

@_kebba	@_kebbanjie
Height	6-10
Eligibility	Senior
Hometown	Centerville, OH

Season Highs

Pts	8 vs LIU, 11/3/25
Rebs	10 vs Evansville, 12/13/25
FGM	2, 3x last vs Missouri, 12/2/25
FGA	4 vs Detroit Mercy, 11/7/25
3FGM	
3FGA	
FTM	4, 2x last vs Bellarmine, 11/19/25
FTA	5 vs Evansville, 12/13/25
Ast	1, 2x last vs Idaho, 12/10/25
Blk	1, 2x last vs Missouri, 12/2/25
Stl	

Double Figure Scoring	0
20+ Point Games	0
Double-Figure Rebounds	0
Double-Doubles	0

Career Highs

Pts	12, 2x last vs Buffalo, 11/11/24
Rebs	12 at Boston College, 2/12/25
FGM	5, 3x last at Wake Forest, 3/1/25
FGA	8, 2x last at Wake Forest, 3/1/25
3FGM	1, 9x last at Miami, 2/1/25
3FGA	3 at Wake Forest, 3/1/25
FTM	9 vs. Georgia Tech, 3/12/24
FTA	10 vs. Georgia Tech, 3/12/24
Ast	2, 10x last vs Cal, 3/8/25
Blk	4 vs Quinnipiac, 12/22/22
Stl	3 vs Boston College, 1/13/2

Double Figure Scoring	8
20+ Point Games	0
Double-Figure Rebounds	5
Double-Doubles	1

2024-25 GAME-BY-GAME

Opponent	Date	GS	MIN	Total		3-Pointers		Free throws		Rebounds				PF	A	TO	BLK	STL	PTS	AVG
				FG-FGA	PCT	3FG-3FGA	PCT	FT-FTA	PCT	OFF	DEF	TOT	AVG							
LIU	11/03/2025		11:26	2-3	.667	0-0	.000	4-4	1.000	3	1	4	4.0	3	0	0	0	0	8	8.0
Detroit Mercy	11/07/2025		14:56	2-4	.500	0-0	.000	2-3	.667	1	5	6	5.0	3	0	0	1	0	6	7.0
Eastern Ill.	11/11/2025		09:12	1-1	1.000	0-0	.000	1-2	.500	1	3	4	4.7	1	0	3	0	0	3	5.7
at Ohio St.	11/16/2025		10:53	1-2	.500	0-1	.000	0-0	.000	1	2	3	4.3	2	0	0	0	0	2	4.8
Bellarmine	11/19/2025		07:35	0-1	.000	0-0	.000	4-4	1.000	0	2	2	3.8	1	0	1	0	0	4	4.6
vs Kansas	11/24/2025		10:53	0-0	.000	0-0	.000	2-2	1.000	0	3	3	3.7	2	0	1	0	0	2	4.2
vs Rutgers	11/25/2025		14:12	0-0	.000	0-0	.000	0-0	.000	0	3	3	3.6	1	0	1	0	0	0	3.6
vs Houston	11/26/2025		14:34	1-1	1.000	0-0	.000	0-1	.000	0	1	1	3.3	2	1	0	0	0	2	3.4
Missouri	12/02/2025		17:39	2-2	1.000	0-0	.000	2-4	.500	0	0	0	2.9	2	0	0	1	0	6	3.7
at TCU	12/05/2025		11:42	0-0	.000	0-0	.000	0-0	.000	0	3	3	2.9	1	0	0	0	0	0	3.3
Idaho	12/10/2025		07:29	0-1	.000	0-0	.000	0-0	.000	1	2	3	2.9	1	1	1	0	0	0	3.0
Evansville	12/13/2025		16:36	0-0	.000	0-0	.000	3-5	.600	2	8	10	3.5	3	1	1	0	1	3	3.0
Totals		0	147:07	9-15	.600	0-1	.000	18-25	.720	9	33	42	3.5	22	3	8	2	1	36	3.0

Player Averages

Games Played	Minutes/game	Points/game	FG Pct	3FG Pct	FT Pct	Rebounds/game	Assists/game	Turnovers/game	Assist/Turnover ratio	Steals/game	Blocks/game
12	12.3	3.0	60.0	0.0	72.0	3.5	0.3	0.7	0.4	0.1	0.2

Senior Season (2025-26)

- Played in all 12 games, averaging 12.3 minutes off the bench.
- Recorded a season-high 10 rebounds in the win over Evansville (12/13)
- Coming into his role being a defensive game-changer off the bench. Was a difference maker in the win over Missouri and the switch to put Njie on Mark Mitchell. Then provided big minutes when Towt fouled out at TCU, grabbing three big boards.
- Limited sample size but shooting 60.0 percent from the field (9-15).

- Solid senior year debut with 8 points vs. LIU on 2-3 shooting, 4-4 from the line. Also grabbed 4 boards.
- Been with Coach Shrews for all four years, including his freshman year in which Penn St made the NCAA Tournament.

Junior Season (2024-25)

- Averaged 3.8 ppg in his first 2 seasons and averaged 6.1 ppg as a junior. Missed ACC Tourney game due to concussion protocol.
- Kebba shot a career-best 55.5% from the floor.
- Shot 58.7% from two-point range. Diving deeper, Kebba was 47-66 (.712) at the rim and 17-37 (.459) in the paint.
- His last 5 games – shot 70.6% from two.
- Led team in Reb/game (5.9) & Off. Reb/game (2.2) – latter ranked 15th in ACC.
- Averaged 5.8 ppg and 6.0 rpg in ACC games.
- 2.3 offensive reb/game in league play which ranked 13th.
- 4th game in double figures after recording 10 points on 5-8 shooting at Wake Forest on March 1.
- Came up big off the bench at Boston College (2/12) with not only a career-high 12 rebounds, but the game-winning putback. Njie finished with 7 points.
- Kebba entered the year with just four double-digit scoring performances to his name. He posted two in January which included his first career double-double at NC State on Jan. 8. Njie recorded 10 points and a career-high tying 11 rebounds.
- Flirted with another double-double in win over BC on Jan. 13, posting 11 points, 9 rebounds.
- In win over Syracuse on Dec. 7, Njie earned 9 points, 9 rebounds, plus a huge block down the stretch.
- Players Era 3-game Stats – 16 PTS (5.3 ppg), co-team best 18 REB (6.0 RPG)
- In game 2 vs. Buffalo, Njie tied his career high of 12 points with an efficient 5-for-7 from the field.

CAREER STATS

SEASON	TEAM	GP-GS	MIN/AVG	Field Goals		3-Point		F-Throws		Rebounds				Scoring						
				FG-FGA	FG%	3FG-3FGA	3FG%	FT-FTA	FT%	OFF	DEF	TOT	AVG	PF-FO	A	TO	BLK	STL	PTS	AVG
2022-23	PSU	37-26	529/14.3	52-100	.520	1-5	.200	22-37	.595	39	89	128	3.5	76-0	17	33	17	6	127	3.4
2023-24	ND	29-27	703/24.3	37-99	.374	1-8	.125	51-67	.761	59	98	157	5.4	70-1	20	43	20	10	126	4.3
2024-25	ND	31-30	729/23.5	71-128	.555	7-19	.368	40-57	.702	67	115	182	5.9	71-0	14	41	18	13	189	6.1
2025-26	ND	12-0	147/12.3	9-15	.600	0-1	.000	18-25	.720	9	33	42	3.5	22-0	3	8	2	1	36	3.0
TOTAL FOR ND		72-57	1579/21.9	117-242	.483	8-28	.286	109-149	.732	135	246	381	5.3	163-1	37	92	40	24	351	4.9
TOTAL		109-83	2108/19.3	169-342	.494	9-33	.273	131-186	.704	174	335	509	4.7	239-1	54	125	57	30	478	4.4



15

TOMMY AHNEMAN
FRESHMAN | CENTER

@tahneman	@TommyAhneman
Height	6-11
Eligibility	Freshman
Hometown	Fargo, ND
Previous	Cretin-Derham Hall

Season Highs

Pts	
Rebs	
FGM	
FGA	
3FGM	
3FGA	
FTM	
FTA	
Ast	
Blk	
Stl	
Double Figure Scoring	0
20+ Point Games	0
Double-Figure Rebounds	0
Double-Doubles	0

Career Highs

Pts	
Rebs	
FGM	
FGA	
3FGM	
3FGA	
FTM	
FTA	
Ast	
Blk	
Stl	
Double Figure Scoring	0
20+ Point Games	0
Double-Figure Rebounds	0
Double-Doubles	0

2025-26 GAME-BY-GAME

CAREER STATS

Freshman Season [2025-26]

- Is currently rehabbing from left knee surgery.

Prep Career

- Top-ranked prospect in the state of Minnesota and a consensus top-100 recruit.

- Transferred to Cretin-Derham for his senior year where he led them to a Section 4A Championship & a Class 4A State runner-up finish.

- Averaged 16.3 points, 10.6 rebounds, 3.2 assists, 1.3 steals and 1.7 blocks as a senior, earning All Suburban East Conference

- Earned over 1,000 career points.

- 2025 Battle of the Lakes participant.

- Prior to that, he was at Sheyenne High School in West Fargo, North Dakota, where he led his team to a Class 2A state title

- He dominated Fargo North in the state championship game with 28 points, 17 rebounds and two blocks in the 78-62 victory.

- Was named the 2024 Gatorade Player of the Year.

- Averaged 20.3 points, 13.3 rebounds, 2.2 blocks and 1.9 assists as a junior.

- Spring/Summer of 2024 – played in the Nike EYBL Champions 17U league where he averaged 20.7 points and 8.1 rebounds in 11 games with Howard Pulley.



24

MARK ZACKERY IV

FRESHMAN | GUARD

<div><div></div><div>@markzackeryiv</div></div> <div><div></div><div>@mzackery_</div></div>	
Height	5-11
Eligibility	Freshman
Hometown	Indianapolis, IN
Previous	Ben Davis

Season Highs

Pts	
Rebs	
FGM	
FGA	
3FGM	
3FGA	
FTM	
FTA	
Ast	
Blk	
Stl	
Double Figure Scoring	0
20+ Point Games	0
Double-Figure Rebounds	0
Double-Doubles	0

Career Highs

Pts	
Rebs	
FGM	
FGA	
3FGM	
3FGA	
FTM	
FTA	
Ast	
Blk	
Stl	
Double Figure Scoring	0
20+ Point Games	0
Double-Figure Rebounds	0
Double-Doubles	0

2025-26 GAME-BY-GAME

CAREER STATS

Freshman Season [2025-26]

- Member of the 2025 Notre Dame football team. Players Cornerback.

Prep Career

- An Indiana All-Star selection
- A two-time Indy Star Super Team honoree
- Guided Ben Davis to a 33-0 record as a sophomore, culminating in a state championship
- Scored 16 points in the state title game
- During the same 2022-23 season, Ben Davis High defeated Penn & NorthWood to win the Raymond James Hall of Fame Classic for the second time in school history. Zackery IV was named the Tournament MVP
- Almost pulled off the two-peat as a junior, as Ben Davis finished as state runner-up.
- Averaged 11.0 points, 2.1 rebounds, 4.3 assists and 1.4 steals over the course of the 2023-24 season, shooting 39.4 percent from beyond the arc.
- Played AAU ball with Indiana Elite in the summer of 2024. The same AAU club as current Irish teammates Logan Imes and Braeden Shrewsberry.
- Indiana Elite finished as Adidas 3SSB 17U national runner-up.
- In the summers of 2021-23, Zackery IV played point guard with Team Teague.
- Some highlights there include: Big Foot 16U Classic champions in 2023, the Prep Hoops 15U national champion in 2022, AAU 14U national champion in 2021 and the 2021 Chris Paul Rising Stars Top 25.



33

CARSON TOWT

GRADUATE | FORWARD

@burke.chebuhar	@BChebuhar
Height	6-8
Eligibility	Graduate
Hometown	Gilbert, AZ
Previous	Northern Arizona

Season Highs

Pts	19 vs Idaho, 12/10/25
Rebs	19 vs LIU, 11/3/25
FGM	9 vs Idaho, 12/10/25
FGA	12 vs Idaho, 12/10/25
3FGM	
3FGA	
FTM	4 vs Bellarmine, 11/19/25
FTA	6 vs Bellarmine, 11/19/25
Ast	5 vs Detroit Mercy, 11/7/25
Blk	2 vs Kansas, 11/24/25
Stl	2 vs LIU, 11/3/25

Double Figure Scoring	4
20+ Point Games	0
Double-Figure Rebounds	7
Double-Doubles	3

Career Highs

Pts	24 at Idaho St, 3/3/25
Rebs	19, 4x last vs LIU, 11/3/25
FGM	11, 3x vs. Queens, 3/23/25
FGA	21 vs Queens, 3/23/25
3FGM	
3FGA	1 at Idaho St, 12/29/22
FTM	5, 2x last vs. Portland St, 2/11/23
FTA	15 vs. Embry Riddle, 1/5/22
Ast	11 vs Embry Riddle, 1/5/22
Blk	3 last at Oral Roberts, 12/4/24
Stl	5 vs. Park, 11/4/24

Double Figure Scoring	61
20+ Point Games	7
Double-Figure Rebounds	54
Double-Doubles	31

2024-25 GAME-BY-GAME

Opponent	Date	GS	MIN	Total		3-Pointers		Free throws		Rebounds				PF	A	TO	BLK	STL	PTS	AVG	
				FG-FGA	PCT	3FG-3FGA	PCT	FT-FTA	PCT	OFF	DEF	TOT	AVG								
LIU	11/03/2025	*	28:40	1-4	.250	0-0	.000	0-0	.000	6	13	19	19.0	2	3	0	1	2	2	2.0	
Detroit Mercy	11/07/2025	*	20:59	5-7	.714	0-0	.000	1-2	.500	4	6	10	14.5	1	5	1	0	1	11	6.5	
Eastern Ill.	11/11/2025	*	24:24	2-6	.333	0-0	.000	1-2	.500	8	3	11	13.3	4	3	3	0	1	5	6.0	
at Ohio St.	11/16/2025	*	29:07	4-5	.800	0-0	.000	0-3	.000	2	10	12	13.0	3	2	2	0	0	8	6.5	
Bellarmine	11/19/2025	*	29:23	4-6	.667	0-0	.000	4-6	.667	3	8	11	12.6	2	0	2	0	0	12	7.6	
vs Kansas	11/24/2025	*	27:32	1-4	.250	0-0	.000	0-0	.000	2	8	10	12.2	3	2	0	2	1	2	6.7	
vs Rutgers	11/25/2025	*	24:22	1-3	.333	0-0	.000	0-0	.000	3	3	6	11.3	1	0	0	1	1	2	6.0	
vs Houston	11/26/2025	*	25:26	0-0	.000	0-0	.000	2-3	.667	1	3	4	10.4	4	0	1	0	0	2	5.5	
Missouri	12/02/2025	*	22:50	1-1	1.000	0-0	.000	0-0	.000	1	8	9	10.2	3	1	1	0	0	2	5.1	
at TCU	12/05/2025	*	32:51	6-6	1.000	0-0	.000	1-5	.200	2	7	9	10.1	5	4	1	0	1	13	5.9	
Idaho	12/10/2025	*	31:29	9-12	.750	0-0	.000	1-1	1.000	6	9	15	10.5	3	3	2	1	0	19	7.1	
Evansville	12/13/2025	*	19:25	1-2	.500	0-0	.000	0-0	.000	2	4	6	10.2	4	1	1	0	0	2	6.7	
Totals			12	316:27	35-56	.625	0-0	.000	10-22	.455	40	82	122	10.2	35	24	14	5	7	80	6.7

Player Averages

Games Played	Minutes/ game	Points/ game	FG Pct	3FG Pct	FT Pct	Rebounds/ game	Assists/ game	Turnovers/ game	Assist/Turnover ratio	Steals/ game	Blocks/ game
12	26.4	6.7	62.5	0.0	45.5	10.2	2.0	1.2	1.7	0.6	0.4

CAREER STATS

		Field Goals				3-Point		F-Throws		Rebounds				Scoring							
SEASON	TEAM	GP-GS	MIN/AVG	FG-FGA	FG%	3FG-3FGA	3FG%	FT-FTA	FT%	OFF	DEF	TOT	AVG	PF-FO	A	TO	BLK	STL	PTS	AVG	
2020-21	NAU	22-19	470/21.4	51-96	.531	0-0	.000	22-43	.512	38	63	101	4.6	73-5	28	30	13	10	124	5.6	
2021-22	NAU	32-32	948/29.6	109-224	.487	0-0	.000	50-108	.463	94	186	280	8.8	100-4	119	63	10	18	268	8.4	
2022-23	NAU	35-35	991/28.3	157-295	.532	0-1	.000	40-100	.400	113	161	274	7.8	114-4	106	65	10	20	354	10.1	
2024-25	NAU	34-34	1146/33.7	199-350	.569	0-0	.000	55-145	.379	119	304	423	12.4	85-4	115	63	12	37	453	13.3	
2025-26	ND	12-12	316/26.4	35-56	.625	0-0	.000	10-22	.455	40	82	122	10.2	35-1	24	14	5	7	80	6.7	
TOTAL FOR ND		12-12	316/26.4	35-56	.625	0-0	.000	10-22	.455	40	82	122	10.2	35-1	24	14	5	7	80	6.7	
TOTAL		135-132	3871/28.7	551-1021	.540	0-1	.000	177-418	.423	404	796	1200	8.9	407-18	392	235	50	92	1279	9.5	

Career Awards

- 2025 Second Team All-Big Sky // 2025 Unanimous Big Sky All-Defensive Team // 2023 Big Sky All-Tournament Team // Four-time Golden Eagle Scholar-Athlete Award recipient // 2021 Big Sky All-Academic honoree

AT NOTRE DAME

Graduate Season (2025-26)

- More than just rebounding - Carson is 17-21 from the floor over the past four games.

- Averaging 10.2 rpg - ranks 18th nationally & 3rd in the ACC.

- 122 total rebounds this year - 6th nationally, 1st in the ACC

- 3.33 offensive rpg - 4th in the ACC.

- 6.83 defensive rpg - 18th nationally, 4th in the ACC.

- Recorded a career-high 19 points in his third double-double of the season, finishing with 19 points and 15 rebounds in the win over Idaho (12/10)

- Scored 13 points in big road win at TCU. Towt was a perfect 6-6 from the floor. Also recorded 9 boards & 4 assists.

- Posted the best rebounding start to the season in the conference era (1995-on) with 6 straight games with double-digit rebounds.

- Earned his first ND double-double in game #2 with 11 points and 10 rebounds. Ultimately recorded two double-doubles in first five games.

- Set an Irish debut rebounding record with 19 boards vs. LIU. He is now the 16th different Irish player to reel in at least 19 rebounds in a game.

- 23-32 (.719) around the rim // 11/21 in the paint // 63.0% from two

- His 6 offensive boards played a major role in the team's 21 second chance points vs LIU. Had a season best 8 o-boards vs Eastern Illinois which helped lead to 17 second-chance points.

- His 1,194 career rebounds leads all active players. Next highest is Graham Ike of Gonzaga at 968.

- He'll be the first Arizona native to ever suit up in an Irish uniform

AT NORTHERN ARIZONA

- Recorded 1,199 career points and 1,078 career rebounds across four seasons. He averaged 9.7 ppg and 8.8 rpg

Senior Season (2024-25)

- Led the nation in rebounding with 12.4 per game

- Set a Big Sky Conference single-season rebounding record, grabbing 423 rebounds across 34 games. The 423 rebounds led the country.

- Also led the country in defensive rebounds per game at 8.9

- Reeled in 3.5 offensive boards per game which ranked 14th nationally

- Became just the second-ever player in program history to record 1,000 rebounds, just before becoming the record holder while breaking the 63-year record that was set at 1,044 rebounds

- Was second on the team in scoring – he averaged 13.4 points per game

- Produced 20 double-doubles which ranked sixth in the nation

- Shot .569 overall from the field which ranked second in the Big Sky and 26th nationally

- Averaged 3.4 assists per game

- He snared a career-high 19 rebounds against Northern Colorado.

- Grabbed at least 10 rebounds in each of NAU's final five games

- At the end of last season his 1,078 career rebounds ranked 16th nationally amongst active players



34

MATT MACLELLAN

GRADUATE | FORWARD

@l3mattmac	@MatthewMacLell3
Height	6-9
Eligibility	Graduate
Hometown	Canton, MI
Prev. School	Madonna

Season Highs

Pts	
Rebs	1 vs Evansville, 12/13/25
FGM	
FGA	
3FGM	
3FGA	
FTM	
FTA	
Ast	1 vs Detroit Mercy, 11/7/25
Blk	
Stl	

Double Figure Scoring	0
20+ Point Games	0
Double-Figure Rebounds	0
Double-Doubles	0

Career Highs

Pts	22, 2x last at Indiana Tech, 3/1/25
Rebs	10 at UM-Dearborn, 11/23/21
FGM	9 at Rochester Christian, 2/8/25
FGA	
3FGM	3, 2x last at Northwestern Ohio, 2/5/25
3FGA	
FTM	11 vs. St. Thomas, 12/21/24
FTA	
Ast	7 vs Cleary, 1/15/25
Blk	4 at Lawrence Tech, 2/27/2
Stl	3 at Indiana Tech, 11/18/23

2025-26 GAME-BY-GAME

Opponent	Date	GS	MIN	Total		3-Pointers		Free throws		Rebounds				PF	A	TO	BLK	STL	PTS	AVG
				FG-FGA	PCT	3FG-3FGA	PCT	FT-FTA	PCT	OFF	DEF	TOT	AVG							
Detroit Mercy	11/07/2025		03:08	0-0	.000	0-0	.000	0-0	.000	0	0	0	0.0	1	1	0	0	0	0	0.0
Evansville	12/13/2025		01:57	0-0	.000	0-0	.000	0-0	.000	1	0	1	0.5	1	0	0	0	0	0	0.0
Totals		0	05:05	0-0	.000	0-0	.000	0-0	.000	1	0	1	0.5	2	1	0	0	0	0	0.0

Player Averages

Games Played	Minutes/ game	Points/ game	FG Pct	3FG Pct	FT Pct	Rebounds/ game	Assists/ game	Turnovers/ game	Assist/Turnover ratio	Steals/ game	Blocks/ game
2	2.5	0.0	0.0	0.0	0.0	0.5	0.5	0.0	1.0	0.0	0.0

AT NOTRE DAME

Graduate Season (2025-26)

- Registered not only his first minutes in an Irish uniform but also at the Division I level. Earned 1 assist vs. Detroit Mercy.
- Recorded his first rebound in the win over Evansville (12/13)

AT MADONNA

Senior Season (2024-25)

- Played in 31 games, averaging 28.3 minutes
- Averaged 14.5 points on 57.3 percent shooting from the floor
- Was 17-53 from beyond the arc, good for 32.1 percent
- Converted 67.5 percent from the free-throw line
- Reeled in 4.5 rebounds per game
- Dished out 2.8 assists per game

CAREER STATS

	Minutes				Totals			3-Point			Free-Throws			Rebounds			PF	FO	AST	AST/G	T/O	BLK	STL	PTS	AVG	
	GP	GS	MIN	AVG	FG	FGA	PCT	FG	FGA	PCT	FT	FTA	PCT	OFF	DEF	TOT										AVG
2020-21	9	1	100	11.1	8	15	.533	0	0	.000	10	19	.526	7	21	28	3.1	9	0	1	0.1	4	5	2	26	2.9
2021-22	32	5	486	15.2	66	107	.617	1	5	.200	38	70	.543	27	68	95	3.0	53	1	22	0.7	18	11	12	171	5.3
2022-23	33	1	507	15.4	62	120	.517	4	15	.267	31	58	.534	40	58	98	3.0	71	0	30	0.9	22	11	11	159	4.8
2023-24	34	34	1040	30.6	140	303	.462	21	74	.284	122	164	.744	40	143	183	5.4	92	3	67	2.0	51	23	23	423	12.4
2024-25	31	30	878	28.3	160	279	.573	17	53	.321	114	169	.675	46	92	138	4.5	87	2	86	2.8	48	27	15	451	14.5
Total	139	71	3011	21.7	436	824	.529	43	147	.293	315	480	.656	160	382	542	3.9	312	6	206	1.5	143	77	63	1230	8.8

MACLELLAN, Matthew

					Field Goals		3-Point		F-Throws		Rebounds								Scoring		
SEASON	TEAM	GP-GS	MIN	AVG	FG-FGA	FG%	3FG-3FGA	3FG%	FT-FTA	FT%	OFF	DEF	TOT	AVG	PF-FO	A	TO	BLK	STL	PTS	AVG
2025-26	ND	2-0		5/2.5	0-0	.000	0-0	.000	0-0	.000	1	0	1	0.5	2-0	1	0	0	0	0	0.0
TOTAL		2-0		5/2.5	0-0	.000	0-0	.000	0-0	.000	1	0	1	0.5	2-0	1	0	0	0	0	0.0

2025-26 FIGHTING IRISH ROSTER



#0 Brady Stevens
So. // G // 6-4
Boston, MA | Wellesley



#2 Logan Imes
Jr. // G // 6-4
Zionsville, IN | Zionsville



#3 Markus Burton
Jr. // G // 6-0
Mishawaka, IN | Penn



#5 Cole Certa
So. // G // 6-5
Le Roy, IL | IMG Academy



#6 Brady Koehler
Fr. // F // 6-10
Fishers, IN | Cathedral High



#7 Ryder Frost
Fr. // F // 6-7
Beverly, MA | Phillips Exeter Academy




#10 Jalen Haralson
Fr. // G // 6-7
Anderson, IN | La Lumiere



#11 Braeden Shrewsbury
Jr. // G // 6-4
Granger, IN | State College Area



#12 Garrett Sundra
So. // F // 6-11
Ashburn, VA | Paul VI Catholic



#13 Sir Mohammed
So. // G // 6-6
Charlotte, NC | Myers Park



#14 Kebba Njie
Sr. // F // 6-10
Centerville, OH | La Lumiere / Penn St



#15 Tommy Ahneman
Fr. // C // 6-11
Fargo, ND | Cretin-Derham Hall



#22 Luke Devine
Fr. // F // 6-7
Moraga, CA | Campolindo



#24 Mark Zackery IV
Fr. // G // 5-11
Indianapolis, IN | Ben Davis



#33 Carson Towt
Gr. // F // 6-8
Gilbert, AZ | Gilbert High/Northern Arizona



#34 Matthew MacLellan
Gr. // F // 6-9
Canton, MI | Plymouth High/Madonna



Micah Shrewsbury
Glenn & Stacey Murphy Head Coach
3rd Season at ND



Kyle Getter
Associate Head Coach
3rd Season at ND




Mike Farrelly
Assistant Coach
3rd Season at ND



Ryan Owen
Assistant Coach
3rd Season at ND



Tre Whitted
Assistant Coach
3rd Season at ND



Grady Eifert
Assistant Coach
3rd Season at ND



Bo Waggoner
Director of Ops
1st Season at ND



Pat Garrity
General Manager
1st Season at ND