

MASTODON

PURDUE
FORT WAYNE

BASKETBALL

@GoMastodons



#FeelTheRumble

SCHEDULE/RESULTS OCTOBER

27 (MON) BALL STATE (EXH.)^ W, 84-70

NOVEMBER (4-5)

3 (MON) at Grand Canyon L, 90-71
7 (FRI) at Ohio State L, 94-68
9 (SUN) DOMINICAN (ILL.)^ W, 137-56
12 (WED) at Western Michigan L, 83-71
15 (SAT) BOYCE^ W, 118-68
18 (TUE) at Utah L, 84-77
21 (FRI) at Saint Louis L, 91-60
25 (TUE) CHICAGO STATE W, 90-77
28 (FRI) HOLY CROSS (IND.)^ W, 92-59

DECEMBER (3-1)

3 (WED) at Oakland* L, 101-92
6 (SAT) NORTHERN KENTUCKY *^ W, 79-77
10 (WED) EASTERN MICHIGAN W, 80-65
14 (SUN) DETROIT MERCY * W, 81-77
21 (SUN) at Notre Dame 2 PM
29 (MON) at Milwaukee * 8 PM ET

JANUARY (-)

1 (THU) GREEN BAY * 2 PM
4 (SUN) CLEVELAND STATE * 2 PM
7 (WED) at Youngstown State * 7:17 PM
11 (SUN) at Robert Morris * 2 PM
18 (SUN) MILWAUKEE *^ 2 PM
21 (WED) at Detroit Mercy * 7 PM
25 (SUN) at IU Indianapolis * 2 PM
28 (WED) OAKLAND *^ 7 PM
31 (SAT) ROBERT MORRIS * 1 PM

FEBRUARY (-)

4 (WED) YOUNGSTOWN STATE * 7 PM
7 (SAT) at Wright State * 7 PM
12 (THU) at Green Bay * 7 PM ET
15 (SUN) IU INDIANAPOLIS * 2 PM
18 (WED) at Northern Kentucky * 7 PM
22 (SUN) at Cleveland State * 2 PM
25 (WED) WRIGHT STATE * 7 PM

MARCH (-)

2 (MON) PLAY-IN TBD
4 (WED) FIRST ROUND TBD
8-10 Second Round, Semi, Champ & TBD

All Times Eastern * Horizon League
^ at Gates Sports Center
All home games on ESPN+ & in Indianapolis, Ind.

PURDUE FORT WAYNE REFERENCES

As a part of university changes beginning July 1, 2018, we respectfully ask to refer to any athletic-related subjects as "Purdue Fort Wayne" or the "Purdue Fort Wayne Mastodons." **PLEASE DO NOT IN ANY CONTEXT refer to any team as "IPFW" or "Indiana University - Purdue University Fort Wayne" as it no longer exists.** Please do not use "Lady 'Dons" when referring to women's teams.

Although we are officially the Mastodons, using 'Dons on second reference is also acceptable.



HORIZON LEAGUE.

PURDUE FORT WAYNE

MASTODONS

7-6

NOTRE DAME

FIGHTING IRISH

9-3

GM. 14

PURCELL PAVILION

DECEMBER 21, 2025

TV: ACCNX

Radio: www.1380TheFan.com

'DONS & ENDS

// The top two scoring games in the league this season belong to Corey Hadnot II. He had 33 at Oakland (Dec. 3) and 32 at Western Michigan (Nov. 12). Mikale Stevenson's 29 against Chicago State (Nov. 25) is the fourth best scoring performance in the league this season.

// Through three league games, Corey Hadnot II is averaging 24.3 points per game in league play and shooting 55.3 percent from the floor.

// Jon Coffman picked up his 200th career victory on Nov. 15 against Boyce. He is the program's leader in victories.

// DeAndre Craig Jr. has scored double-digits 12-of-13 games this season. He has four games of exactly 18 points this year. The only game under 10 points was a seven-point outing vs. Chicago State (Nov. 25). He tied a career high with 22 points vs. Oakland.

// Darius Duffy ranks 63rd in the nation in blocks with 19.

// Darius Duffy has 69 rebounds on the season, 40 have been on the offensive glass.

// Redshirt freshman Ebrahim Kaba has shown early results from beyond the arc, hitting 16-of-40 (40.0 percent) from three.

// DeAndre Craig Jr. has demonstrated an ability to fill up the box score. Not only does he have 10+ points in all but one game this season, he has two games with six or more rebounds, two games with six or more assists and two games with three steals; all while turning the ball over only 14 times in 365 minutes.

NAME

YR.

A QUICK NOTE...

1	Ebrahim Kaba	R-Fr.	Has played in every game this year
2	Mikale Stevenson	5th.	Scored a career-high 29 points vs. Chicago State (Nov. 25, 2025)
4	Chris Morgan	R-Jr.	Scored 10 points vs. Boyce (Nov. 1)
5	EJ Mosley	Fr.	Has played double-digit minutes in every game but one (Chicago State, 7 min.)
9	DeAndre Craig Jr.	Jr.	At 82.6 percent, ranks fourth in the league in free throw percentage
10	Corey Hadnot II	Jr.	Named Horizon League Player of the Week on Nov. 17 and Dec. 15
11	Maximus Nelson	Sr.	Season-high four 3-pointers vs. Holy Cross (Nov. 28)
13	Deangelo Elisee	Gr.	Career-high four blocks vs. Holy Cross (Nov. 28)
15	Yuval Levin	Fr.	Career-high 13 points vs. Boyce (Nov. 15)
22	Mason ShROUT	R-Fr.	15 points vs. Dominican (Nov. 9) and 16 vs. Boyce (Nov. 15)
34	Darius Duffy	Gr.	Two or more blocks in three games this season

Probable starters in bold

Probable redshirts below

0	Ja'Corey Lipkins	So.	Mountain East Freshman of the Year at NCAA Division II Charleston (W.V.) last season
23	Danny Kelly	Fr.	High school coach was Seth Coffing, husband of Mastodon women's hoops head coach Maria Marchesano
24	Solomon Richard	Fr.	IBCA Senior All-State honorable mention as a senior
31	Quentin Morgan	Fr.	Averaged a double-double with 10 points and 10.5 rebounds a game as a junior in high school

2025-26 STARTING LINEUPS

Game					
BALL STATE (EXH.)	Hadnot II	Stevenson	Craig Jr.	Nelson	Duffy
at GCU	Hadnot II	Stevenson	Craig Jr.	Nelson	Duffy
at Ohio State	Hadnot II	Stevenson	Craig Jr.	Nelson	Duffy
DOMINICAN	Hadnot II	Stevenson	Craig Jr.	Nelson	Duffy
at Western Michigan	Hadnot II	Stevenson	Craig Jr.	Nelson	Duffy
BOYCE	Hadnot II	Stevenson	Craig Jr.	Nelson	Duffy
at Utah	Hadnot II	Stevenson	Craig Jr.	Nelson	Duffy
at Saint Louis	Hadnot II	Stevenson	Craig Jr.	Nelson	Duffy
CHICAGO STATE	Hadnot II	Stevenson	Craig Jr.	Nelson	Duffy
HOLY CROSS (IND.)	Hadnot II	Stevenson	Craig Jr.	Nelson	Duffy
at Oakland	Hadnot II	Stevenson	Craig Jr.	Nelson	Duffy
NORTHERN KY.	Hadnot II	Stevenson	Craig Jr.	Nelson	Duffy
EASTERN MICHIGAN	Hadnot II	Stevenson	Craig Jr.	Nelson	Duffy
DETROIT MERCY	Hadnot II	Stevenson	Craig Jr.	Nelson	Duffy

SERIES HISTORY

Date	Opponent	Score	Location
11/23/2004	AT NOTRE DAME	L, 45-73	NOTRE DAME, IND.
12/18/2005	NOTRE DAME	L, 63-65	FORT WAYNE, IND.
11/10/2006	AT NOTRE DAME	L, 49-92	NOTRE DAME, IND.
12/17/2012	AT #22 NOTRE DAME	L, 62-74	NOTRE DAME, IND.
12/6/2016	AT NOTRE DAME	L, 72-87	NOTRE DAME, IND.

OVERALL: Notre Dame leads 5-0

LEAGUE GAMES: NA

IN FORT WAYNE: Notre Dame leads 1-0

IN NOTRE DAME: Notre Dame leads 4-0

NEUTRAL: NA

15-GAME GATES CENTER WIN STREAK

Date	Opponent	Score	Location
* 2/19/2023	Wright State	W, 77-75	Gates Sports Center
11/25/2023	Wittenberg	W, 95-64	Gates Sports Center
12/16/2023	Bethune-Cookman	W, 86-63	Gates Sports Center
* 12/29/2023	Northern Kentucky	W, 73-60	Gates Sports Center
* 12/31/2023	Detroit Mercy	W, 91-56	Gates Sports Center
* 2/4/2024	Youngstown State	W, 82-78	Gates Sports Center
* 3/2/2024	Robert Morris	W, 83-56	Gates Sports Center
# 3/5/2024	Robert Morris	W, 78-63	Gates Sports Center
11/4/2024	Bluffton	W, 99-47	Gates Sports Center
12/20/2024	Defiance	W, 103-52	Gates Sports Center
* 2/21/2025	Oakland	W, 80-66	Gates Sports Center
11/9/2025	Dominican	W, 137-56	Gates Sports Center
11/15/2025	Boyce	W, 118-68	Gates Sports Center
11/28/2025	Holy Cross	W, 92-59	Gates Sports Center
* 12/9/2025	Northern Kentucky	W, 79-77	Gates Sports Center

* League game

Horizon League Tournament game

// How good has Corey Hadnot II been this year?

- Corey Hadnot II is 3rd in the nation with 101 field goals. He has 263 points this season, 2nd in the nation. He is 1st in the league at 20.2 points per game. Hadnot is also 10th in the nation in steals with 31.

- Hadnot is averaging 20.2 points per game, should he finish at that average, it would rank 6th in Mastodon history for a single season.

- He has the most field goals made (12 at Oakland) and most field goals attempted (22 at WMU) by a Horizon League player this season.

- He has the second most steals in a game by a Horizon League player this season (6 at Ohio State).

- Through 13 games, Hadnot is on track to score 626 points in the regular season this year. This would rank 7th all time for points scored by a player in a single season in Mastodon history.

- Through 13 games, he is on track to have 74 steals in the regular season this year. This would rank 6th all time for steals by a player in a single season in Mastodon history.

- At 20.2 points per game, Hadnot's scoring is up this year as is his shooting percentage. He is shooting 56.7 percent from the floor. He shot 44.6 percent last year.

// In the nation, the 'Dons are:

- 17th in steals per game (10.4)

- 15th in turnover margin (5.2)

- 28th in fast break points per game (16.92)

- 36th in turnovers forced per game (15.54)

- 48th in fewest turnovers per game (10.4)

Weekly alumni spotlight:

// 22 former Mastodons have played professionally in the last 14 years.

Jarred Godfrey (2018-23) is playing for the GTK Gliwice in Poland. He had 21 points and three rebounds in his team's 85-78 loss to King Szczecin on Dec. 13

// The Mastodons have won 15 consecutive games at the Gates Sports Center dating back to the 2022-23 season. The last loss was a 71-64 setback to Robert Morris on Feb. 12, 2023. The streak started with a 77-75 win over Wright State on Feb. 19, 2023. That game is well remembered for Damian Chong Qui's half court game-winning shot.

// The Mastodons are 7-0 at home this season. You can add in another win if you include the Mastodons exhibition win over Ball State. The other league schools to have yet to lose at home include: Youngstown State, Robert Morris and Oakland.

// The 'Dons lead the league in effective field goal percentage (56.9 percent) this season. The stat adjusts for a 3-point field goal being worth more than a two-point attempt

// NCAA Rankings, Historically Speaking

- Top 25 in the nation in 3-pointers per game in eight of the last 10 years.

- Top 35 in the nation in points per game in seven of the last 12 years.

- Since the start of the 2014-15 season, the 'Dons are 7th in the nation in total made 3-pointers (3,519), 10th in 3-point field goal percentage (37.0 percent) and 25th in field goal percentage (46.6 percent).

// John Konchar to Enter Mastodon Hall of Fame

- Former Mastodon John Konchar (2014-19) will be inducted into the Mastodon Hall of Fame on Jan. 31. Konchar, the seven-year NBA veteran with the Memphis Grizzlies, finished his collegiate career as the first student-athlete in NCAA Division I men's basketball history to record 2,000 points, 1,000 rebounds, 500 assists and 200 steals.

// Mastodons sign three for 2026-27

- Jaiden Arnold is a quick and shifty 6'1" guard from Cincinatti, Ohio who is an excellent facilitator. He is currently playing a postgard year at Fork Union

PURDUE FORT WAYNE MEDIA SERVICES

Derrick Sloboda, Assistant AD (MBB Contact)

Office: 260-481-0729 / Cell: 708-567-7874

Email: derrick.sloboda@pfw.edu

www.GoMastodons.com

Military in Fork Union, Virginia, which will help him prepare for college basketball.

- Carl Thompson III is a 6'5" guard from Grand Rapids, Michigan. Thompson played AAU on the Under Armour Circuit for Grand Rapids Storm. Thompson brings size to the guard position with the ability to play on and off the ball.
- Adam Walker is a 6'11" forward and hails from Plainfield, Illinois. Walker was high school and AAU teammates with current Mastodon EJ Mosley. Walker is a versatile forward who protects the rim and stretches the floor with his shooting ability.

// A few key elements from the victory over Detroit Mercy

- The 'Dons had only two turnovers, their first fewest turnovers in a game against a Division I program in program history.
- Mikale Stevenson scored 22 points, his third time with 20+ points this season.
- Corey Hadnot II tallied eight rebounds, which tied a season-high.
- The win put the Mastodons on a three-game winning streak.

// Bullet points from the Eastern Michigan win:

- The 'Dons made a season-high 19 free throws.
- The Mastodons shot exactly 50 percent from the field (28-of-56).
- The Mastodons shot 5-of-14 from three, their fewest attempts from beyond the arc since going 7-of-14 from three against SEMO on Dec. 9, 2023.
- Corey Hadnot II had 28 points, his seventh time scoring 20+ points this season.

// Highlights from the win over Northern Kentucky:

- It was the first time the Mastodons erased a 15-point lead and won since falling behind Drexel 35-20 on Nov. 25, 2024 and winning 87-81.
- The 'Dons went on a 20-0 run in the second half, going 6-of-7 from the floor and 4-of-4 from three.

// Notes on the league opener at Oakland:

- Corey Hadnot II set a career high for a third time this season, with 33 points.
- DeAndre Craig Jr notched 22 points, tying the 22 he had for Denver against Cal Poly.

// Details on the game vs. Holy Cross:

- Corey Hadnot II had a career-high eight rebounds.
- DeAngelo Elisee totaled a career-best four blocks.

// Quick hits on the contest at Chicago State:

- Mikale Stevenson had a career-high 29 points.
- Corey Hadnot II was an efficient 11-of-12 from the floor for 28 points.
- The 'Dons finished 60.4 percent (32-of-53) from the floor, the best the Mastodons have shot against a Division I opponent since shooting 66.7 percent at Oakland (Dec. 2, 2023).
- The 'Dons made their final 13-of-16 from three after missing their first nine attempts.

// News nuggets on the game at St. Louis:

- The 'Dons had a 13-9 edge in fast break points.
- Purdue Fort Wayne forced 16 turnovers.
- The Mastodons had 11 steals, their fourth game this season with 10+ steals.

// Factoids on the contest at Utah:

- DeAndre Craig Jr. tied a career best with seven assists.
- With 12 offensive rebounds, it was the Mastodons' third straight

game with double-digit offensive rebounds. The last time the 'Dons had double-digit offensive rebounds in three straight games was Feb. 2024 at Green Bay, at Milwaukee and at Wright State.

- The 'Dons shot 60.71 percent in the second half, out-scoring Utah 45-43.
- Corey Hadnot II had 20 points, his fifth career 20-point game.

// News and notes about the Boyce contest:

- Jon Coffman earned his 200th career victory.
- The 'Dons recorded their 200th home victory since the start of the 2006-07 season, going 200-73 at home during that time.
- The 'Dons had exactly seven players in double-digits for the first time since Nov. 28, 2018 at Eastern Illinois when John Konchar (16), Jarred Godfrey (16), Matt Holba (15), Kason Harrell (14), Marcus DeBerry (14), Dee Montgomery (11) and Matt Weir (11) hit double-digits.
- The Mastodons' 45 made field goals ranked as the fourth most in program history and 118 points sits at fifth among single-game records.

// A couple of key points from the Western Michigan game:

- Corey Hadnot II set a new career high for the second time this season with 32 points.
- Darius Duffy had five blocks, the first time a Mastodon has had five blocks in a game since John Konchar vs. Western Illinois on February 14, 2018.
- The 'Dons outscored the Broncos 37-32 in the first half.
- The 'Dons had nine turnovers while forcing 15 Bronco turnovers.

// Some takeaways from the Dominican game:

- The 'Dons set a new single game program record with 137 points.
- The 'Dons shot 67.5 percent, which ranks 3rd all time for a single game in program history.
- The 'Dons had 31 assists, which ranks 2nd all time for a single game in program history.
- Career scoring performances: Ebrahim Kaba (20), Mason Shrout (15), EJ Mosley (11) and Yuval Levin (10).
- The 'Dons forced 27 Dominican turnovers.
- Eight 'Dons had double-digit scoring efforts.

// A smattering of bullet points on the game at Ohio State:

- Mikale Stevenson finished with 21 points, which at was a career high at the time.
- Corey Hadnot II had a career-best six steals, besting the five he had at Penn State.
- The 'Dons forced 19 Ohio State turnovers.
- Darius Duffy was 5-of-5 for 10 points, his second-career double-digit scoring effort and first as a Mastodon.
- DeAndre Craig Jr. finished with 18 points for a second consecutive game.
- Yuval Levin recorded his first collegiate points, scoring four points with three rebounds and two steals.

// A couple tidbits from the opener at Grand Canyon:

- All of DeAndre Craig Jr.'s game-high 18 points came in the second half.
- The 'Dons out-scored the 'Lopes 44-41 in the second half.
- Corey Hadnot II had a career-high six assists.
- The 'Dons had 13 turnovers while forcing 15 GCU turnovers.
- Ebrahim Kaba (3), EJ Mosley (3) and Mason Shrout (2) each recorded their first collegiate points in the contest.

// A few notes on the exhibition win over Ball State:

- Mikale Stevenson had 23 points, 11 rebounds and 7 assists

- Stevenson's second half dunk was No. 3 on ESPN SportsCenter that evening.
- The 'Dons led 17-0 in fast break points and 41-33 in rebounds.
- The 'Dons held a 54-30 advantage in points in the paint. For comparison, the 'Dons didn't record more than 50 points in the paint against a Division I opponent all of last season.

// In May 2025 head coach Jon Coffman was selected as a Red Coat recipient from the Mad Anthonys Foundation. Each year the Red Coat is given to an individual that has made a positive impact on the region and the state of Indiana. A few of the previous honorees include: Keith Busse, Chuck Surack, Brad Stevens, Bob Chase, Arnie Ball, Shelley Long, Matt Painter, Brian Kelly, Brad Stevens, Joe Tiller, Bob Knight and John Wooden. The Red Coat Gala began in 1958.

// The Mastodons have recorded double-digit wins at home in 11 of the last 13 years. Last season the 'Dons opened the season 9-0 at home, the best undefeated home stretch to start a season in the program's NCAA Division I history.

// The Horizon League released windows for possible ESPN2/ESPNU broadcasts. The games will be picked about two weeks before the date. The 'Dons play in four of the windows.
Sunday, January 11 – 3 p.m. ET on ESPN2 - at Robert Morris
Wednesday, February 4 – 7 p.m. ET on ESPNU - vs. Youngstown State
Thursday, February 12 – 7 p.m. ET on ESPN2 - at Green Bay
Sunday, February 22 – 2 p.m. ET on ESPNU - at Cleveland State

// The Mastodons were picked fifth in the 2025-26 Horizon League Preseason Poll. The 'Dons got 287 points and one first place vote. Six different teams received at least one first place vote.

// Last season the 'Dons:
- made 10 or more 3-pointers 18 times.
- forced 20 turnovers four times.
- recorded 19 or more assists five times.
- shot 50 percent or better 11 times.
- scored 50 points in a half eight times. Six times against a Division I opponent.

// The 'Dons have won 28 consecutive regular season home games against non-league opponents, a streak that started on Nov. 16, 2019 vs. Stetson.

// The 'Dons have been top 25 in the nation in 3-pointers per game in eight of the last 10 years and top 35 in the nation in points per game in seven of the last 12 years.

// Purdue Fort Wayne finished each of the last two seasons ranked fourth in the nation in turnover margin; in 2024-25 (5.3) and in 2023-24 (5.7).

// **MAXIMUS NELSON....:**

// ... has improved his 3-point shooting each season. He shot 34.2 percent as a freshman at Valparaiso. In 2023-24 he shot 37.7 for the Mastodons. In 2024-25 he was at 40.3 percent.

// ... finished last season shooting 40.3 percent (71-of-176) from three. He has 141 3-pointers as a Mastodon, 20th in program history. He'll need to get to 184 3-pointers to reach the top 10. The 10th spot is held by Bobby Planutis (2020-23).

// ... 429-of-464 shot attempts in his Mastodon career have been 3-point attempts.

// **COREY HADNOT II....:**

// ... was named the Horizon League Player of the Week (Nov. 17, 2025).

// ... was named to the 2025-26 Preseason All-Horizon League Second Team.

// ... had 12 double-digit scoring games as a sophomore after five as a freshman.

// ... across the board, improved his shooting in 2024-25 from his freshman season in 2023-24. Field goal (from 40.9 percent to 44.6 percent), 3-point (from 25.0 percent to 39.2 percent) and free throw (from 68.8 percent to 80.4 percent) all improved.

// ... earned five Horizon League Freshman of the Week honors in 2023-24.

// **YUVAL LEVIN....:**

// ... played for Kiryat Ata in Israeli Winner League, Israel's top professional league.

// ... traveled a day and a half in a boat across the Mediterranean from Haifa, Israel to Cyprus in summer 2025 to enable travel to Fort Wayne.

// **DEANDRE CRAIG JR....:**

// ... started just four games as a freshman for Denver in 2023-24, before starting 29 in 2024-25 for the Pioneers.

// ... had a 49.4 percent field goal percentage at Denver last season ranked third in the Summit League.

// **MIKALE STEVENSON....:**

// ... is no stranger to the Summit City, playing for South Side High School.

// ... led the country with 285 total assists (7.9 per game) for Milwaukee Area Technical College in 2022-23.

// ... averaged 10.9 points at Grambling State last season.

// ... helped Grambling State to the NCAA Tournament in 2023-24. The Tigers defeated Montana State in the First Four before falling to Purdue.

// **DARIUS DUFFY....:**

// ... had a double-double of 15 points and 10 rebounds vs. Portland State (Nov. 22, 2024) for Milwaukee last season.

// ... finished 2024-25 81.8 percent from the floor (45-of-55).

// **50-POINT HALVES IN 2025-26**

- 70 (1st), vs. Dominican (Nov. 9)
- 67 (2nd), vs. Dominican (Nov. 9)
- 62 (1st), vs. Boyce (Nov. 15)
- 56 (2nd), vs. Boyce (Nov. 15)
- 54 (2nd), vs. Oakland (Dec. 3)
- 53 (2nd), vs. Chicago State (Nov. 25)
- 52 (1st), vs. Holy Cross (Nov. 28)
- 50 (2nd), vs. Northern Kentucky (Dec. 6)

RECORD WHEN...	2025-26	UnderCoffman
Overall	7-6	205-160
Home	7-0	127-43
Road	0-6	68-103
Neutral	0-0	9-14
In overtime	0-0	13-7
Wins Tip	7-2	138-88
Scores First	5-2	130-69
Leads at half	6-2	173-39
Trails at half	1-5	25-114
Tied at half	0-0	5-6
Shoots 50% or better	5-0	108-20
Shoots less than 50%	3-5	98-138
Shoots better than opponent	5-0	165-40
Shoots equal to opponent	2-0	2-1
Shoots worse than opponent	0-6	38-129
Has more FTs made than opp.	5-2	139-67
Has equal FTs made	2-0	8-3
Has fewer FTs made than opp.	1-3	58-89
Outrebounded opp.	4-0	117-39
Is outrebounded	3-6	79-114
Has equal rebounds	0-0	9-6
Has more TOs than opp.	0-1	52-87
Has equal TO as opp.	2-1	14-11
Has fewer TO's than opp.	5-4	138-61
Scores more bench points	4-1	121-53
Equal bench pts.	0-0	7-10
Scores fewer bench points	3-5	78-98
Makes 5+ 3-Pt. shots	7-6	192-152
No player fouls out	6-4	170-115
1+ player fouls out	1-2	33-54
Plays in November	4-5	54-32
Plays in December	3-1	50-29
Plays in January	0-0	46-43
Plays in February	0-0	46-37
Plays in March	0-0	9-18
Plays during the day	5-0	63-39
Plays at night	2-6	141-121
Plays on Sunday	2-0	26-17
Plays on Monday	0-2	13-10
Plays on Tuesday	1-0	17-10
Plays on Wednesday	1-2	33-23
Plays on Thursday	0-0	35-24
Plays on Friday	1-2	17-27
Plays on Saturday	2-0	65-49
Out-Scores Opponent	7-0	205-0
Is Out-Scored	0-6	0-160
Margin is 5 points or less	2-0	52-44
Margin is between 6-10	0-2	44-50
Margin is between 11-20	2-3	56-45
Margin is more than 20	3-1	53-21
Scores 59 or less	0-0	2-36
Scores 60-69	0-2	15-52
Scores 70-79	1-3	56-44
Scores 80-89	2-0	67-21
Scores 90-99	2-1	39-5
Scores 100+	2-0	26-1
Opponent scores 59 or less	2-0	42-2
Opponent scores 60-69	2-0	74-27
Opponent scores 70-79	3-0	50-53
Opponent scores 80-89	0-2	28-46
Opponent scores 90-99	0-3	7-26
Opponent scores 100+	0-1	3-6

RANKS IN PROGRAM HISTORY

POINTS			
1.	2,164	Jarred Godfrey (152 games)	2018-23
2.	2,065	John Konchar (133 games)	2014-19
3.	1,841	Frank Gaines (123 games)	2008-13
4.	1,765	Sean Gibson (112 games)	1989-93
5.	1,522	Mo Evans (118 games)	2013-17
6.	1,477	Bruce Roland (77 games)	1986-89
7.	1,450	Nick Wise (85 games)	1999-02
8.	1,400	Ben Botts (122 games)	2007-11
	1,349	Kason Harrell (115 games)	2015-19
10.	1,278	Bryson Scott (66 games)	2015-18
MADE FIELD GOALS			
1.	759	John Konchar (133 games)	2014-19
2.	743	Jarred Godfrey (152 games)	2018-23
3.	608	Bruce Roland (77 games)	1986-89
4.	601	Frank Gaines (123 games)	2008-13
5.	588	Sean Gibson (112 games)	1989-93
6.	520	Mo Evans (118 games)	2013-17
7.	503	Nick Wise (85 games)	1999-02
8.	491	Kason Harrell (115 games)	2015-19
9.	468	Ben Botts (122 games)	2007-11
10.	457	David Simon (83 games)	2002-05
MADE 3-POINT FIELD GOALS			
1.	266	Mo Evans (118 games)	2013-17
2.	261	Jarred Godfrey (153 games)	2018-23
3.	246	Nick Wise (85 games)	1999-02
4.	237	Ben Botts (122 games)	2007-11
5.	234	Kason Harrell (115 games)	2015-19
6.	210	DeWitt Scott (87 games)	2005-08
	210	Quinton Morton-Robertson (97 games)	2022-25
8.	198	Deonte Billups (120 games)	2019-23
9.	193	John Konchar (133 games)	2014-19
10.	184	Bobby Planutis (88 games)	2020-23
MADE FREE THROWS			
1.	557	Sean Gibson (112 games)	1989-93
2.	500	Frank Gaines (123 games)	2008-13
3.	417	Jarred Godfrey (152 games)	2018-23
4.	354	John Konchar (133 games)	2014-19
5.	320	David Simon (83 games)	2002-05
6.	290	Bryson Scott (66 games)	2015-18
7.	284	Jalen Jackson (67 games)	2023-25
8.	262	Gary Rinard (51 games)	1980-82
9.	245	Bruce Roland (77 games)	1986-89
	245	Joe Reed (132 games)	2012-16
ASSISTS			
1.	913	Lawrence Jordan	1985-86, 87-90
2.	554	John Konchar	2014-19
3.	478	Jarred Godfrey	2018-23
4.	466	Mo Evans	2013-17
5.	433	Randy Spicer	1996-00
6.	401	DeAngelo Woodall	1999-03
7.	362	Zach Plackemeier	2007-11
8.	306	Andre Walton	1991-93
9.	295	Russ Marcinek	1992-95
10.	286	Rasheed Bello	2023-25
STEALS			
1.	324	Lawrence Jordan	1985-86, 87-90
2.	272	John Konchar	2014-19
3.	217	Jarred Godfrey	2018-23
4.	213	DeAngelo Woodall	1999-03
5.	210	Bruce Roland	1986-89
6.	148	Randy Spicer	1996-00
7.	146	Mo Evans	2013-17
8.	137	Sean Gibson	1989-93
	131	Isaiah McCray	2011-15
10.	130	Frank Gaines	2008-13
REBOUNDS			
1.	1,150	John Konchar (309o-841d)	2014-19
2.	965	Sean Gibson (275o-690d)	1989-93
3.	650	Jarred Godfrey (65o-581d)	2018-23
4.	623	David Simon (200o-423d)	2002-05
5.	606	Jim Morlan	1983-87
6.	602	Joe Reed (235o-367d)	2012-16
7.	561	Frank Gaines (140o-421d)	2008-13
8.	540	Ra Kpedi (241o-293d)	2020-23
9.	502	Richard Ivy (51o-451d)	1984-88
10.	491	Bruce Roland (160o-331d)	1986-89
	491	Eric Mulder (222o-269d)	2022-25

SINGLE-GAME

STATISTICAL LEADERS

2025-26

Career

(Record in such games in)

TEAM LEADER IN POINTS

Corey Hadnot II	7 (4-3)	8 (5-3)
DeAndre Craig Jr.	3 (2-1)	3 (2-1)
Mikale Stevenson	4 (2-2)	4 (2-2)

TEAM LEADER IN REBOUNDS

Maximus Nelson	0 (0-0)	2 (1-1)
Deangelo Elisee	0 (0-0)	2 (1-1)
Corey Hadnot II	5 (3-2)	6 (4-2)
Mikale Stevenson	3 (1-2)	3 (1-2)
DeAndre Craig Jr.	1 (0-1)	1 (0-1)
Ebrahim Kaba	2 (0-2)	2 (0-2)
Yuval Levin	2 (1-1)	2 (1-1)
Darius Duffy	6 (3-3)	6 (3-3)

TEAM LEADER IN ASSISTS

Corey Hadnot II	4 (2-2)	5 (3-2)
Chris Morgan	1 (1-0)	3 (1-2)
Mikale Stevenson	6 (4-2)	6 (4-2)
DeAndre Craig Jr.	3 (1-2)	3 (1-2)
Ebrahim Kaba	2 (2-0)	2 (2-0)

TEAM LEADER IN STEALS

Maximus Nelson	1 (0-1)	3 (0-3)
Corey Hadnot II	6 (3-3)	14 (7-6)
Chris Morgan	1 (1-0)	2 (2-0)
DeAndre Craig Jr.	4 (2-2)	4 (2-2)
EJ Mosley	1 (1-0)	1 (1-0)
Mason Shrout	1 (1-0)	1 (1-0)
Ebrahim Kaba	1 (0-1)	1 (0-1)
Mikale Stevenson	4 (3-1)	4 (3-1)

TEAM LEADER IN BLOCKS

Maximus Nelson	0 (0-0)	6 (3-3)
Corey Hadnot II	1 (0-1)	14 (11-3)
Deangelo Elisee	4 (2-2)	14 (6-8)
Chris Morgan	0 (0-0)	1 (1-0)
Darius Duffy	8 (4-4)	8 (4-4)
Mikale Stevenson	2 (1-1)	2 (1-1)

In the event of a statistical tie all players are credited with win or loss.

1,000 POINT WATCH

Player	Points
DeAndre Craig	820
Mikale Stevenson	730
Corey Hadnot II	775
Maximus Nelson	693

2025-26 DUNKS

Player	#
Darius Duffy	13
Deangelo Elisee	6
Ebrahim Kaba	3
Corey Hadnot II	8
DeAndre Craig	1
Yuval Levin	1
Mikale Stevenson	1

2025-26 UNI-WATCH

RECORD WHEN WEARING...

Black (Purdue Fort Wayne text)	0-6
White (Mastodons cursive text)	3-0
White (Mastodons block text)	3-0
White (The Fort text)	1-0

THE LAST TIME IT HAPPENED ...

SCORING

Scored 20-24 points: Mikale Stevenson (22), vs. Detroit Mercy, 12/14/25
Scored 25-29 points: Corey Hadnot II (28), vs. Eastern Michigan, 12/10/25
Scored 30-35 points: Corey Hadnot II (33), at Oakland, 12/3/25
Scored 36-39 points: Jalen Jackson (38), at Oakland, 12/3/25
Scored 40 points: Jarred Godfrey (41), at IU Indy, 1/25/25
Exactly Two players scored 20 points: Corey Hadnot II (33) & DeAndre Craig Jr (22), at Oakland, 12/3/25
Exactly Three players scored 20 points: Quinton Morton-Robertson (26), Jalen Jackson (24), Rasheed Bello (23), vs. Wright State, 1/6/24
Exactly Four in double figures: Corey Hadnot (11), Rasheed Bello (19), Chandler Cuthrell (10), Jalen Jackson (14), vs. Oakland, 2/21/2025
Exactly Five in double figures: Eric Mulder (10), Corey Hadnot (11), Chandler Cuthrell (11), Jalen Jackson (20), Rasheed Bello (22), vs. Wright State 2/5/25
Exactly Six in double figures: Corey Hadnot II (17), Chris Morgan (16), Trey Lewis (13), Maximus Nelson (12), Eric Mulder (12), Jalen Jackson (11), vs. Defiance, 12/20/24
Exactly Seven in double figures: Corey Hadnot II (18), DeAndre Craig Jr. (18), Mason Shrout (16), Yuval Levin (13), Mikale Stevenson (10), Ebrahim Kaba (10), Chris Morgan (10), vs. Boyce, 11/15/25
Exactly Eight in double figures: Corey Hadnot II (26), Ebrahim Kaba (20), DeAndre Craig Jr. (16), Mason Shrout (15), Chris Morgan (12), EJ Mosley (11), Mikale Stevenson (10), Yuval Levin (10), vs. Dominican (Ill.), 11/9/25
Mastodons scored 50 points/half: 54 (2nd), at Oakland, 12/3/25
Mastodons scored 100 points: 118, vs. Boyce, 11/15/25
Mastodons scored less than 20 points/half: 19 (1st), vs. Radford, 11/26/24
Mastodons scored 21-29 points/half: 29 (1st), vs. Northern Kentucky, 12/6/25
Mastodons scored less than 50 points/game: 48, at Pitt, 12/20/23

FIELD GOAL SHOOTING

Mastodons shot 60 percent/half: 64.3% (2nd), vs. Northern Kentucky, 12/06/25
Mastodons shot 70 percent/half: 70.0% (2nd), at IUPUI, 2/10/24
Mastodons shot 60 percent/game: 60.4%, vs. Chicago State, 11/25/25
Mastodons shot under 20 percent/half: 19.2%, at UIC, 12/7/19
Mastodons shot under 30 percent/half: 28.9%, at W. Michigan, 11/12/25
Mastodons shot under 30 percent/game: 29.6%, at Michigan, 11/7/22
Mastodons shot under 40 percent/game: 34.4%, at Saint Louis, 11/21/25
Mastodons shot under 40 percent/game and won: 34.9%, at So. Indiana, 12/6/23
Opponent shot over 60 percent/game: Michigan, 66.7%, 11/7/25

3-POINTERS

Made exactly 5 3-pointers: DeAndre Craig Jr., at Oakland, 12/3/25
Made exactly 6 3-pointers: Quinton Morton-Robertson, at RMU, 1/14/24
Made exactly 7 3-pointers: Deonte Billups, vs. IUPUI, 1/25/23
Made exactly 8 3-pointers: Quinton Morton-Robertson, vs. Manchester, 11/14/22
Made exactly 9 3-pointers: Max Landis, at Omaha, 1/16/16
Made 10 or more 3-pointers: Max Landis (11), at South Dakota, 2/4/16
Mastodons made 15-19 3-pointers: 15, at Oakland, 12/3/25
Mastodons made 20 3-pointers: 20, at Eastern Michigan, 12/15/24
Mastodons did not make a 3-pointer: 0-9 vs. Miami (OH), 12/21/03
Mastodons did not make 5 3-pointers: 4-16 vs. Robert Morris, 12/8/24
Mastodons attempted 10 or fewer 3-pointers: 10, vs. Green Bay, 1/5/23
Mastodons attempted 30 3-pointers: 37, at Oakland, 12/3/25
Mastodons attempted 40 3-pointers: 45, vs. Michigan-Dearborn, 1/17/22
Mastodons shot 60 percent 3FG (min. 10 att.): 65.4% (17-26), at Oakland, 12/2/23
Opponents made 1 or 0 3-pointers: 1, at IUPUI, 2/10/24

FREE THROWS

Made 10 of 10 or better: Rasheed Bello, (10-10), vs. Milwaukee, 1/9/25
Made 14 of 14 or better: Frank Gaines, (14-14), vs. Omaha, 1/5/13
Made 10 FTs: Jalen Jackson (14), at IU Indy 1/25/25
Made 15 FTs: Bryson Scott (15-16), vs. NDSU, 1/20/18
Mastodons shot 85 percent (min. 10 atts): 85.7% (18-21), vs. Milwaukee, 1/9/25
Mastodons shot 90 percent (min. 10 atts): 90.9% (10-11), at BGSU, 3/20/24
Mastodons shot 100 percent (min. 10 atts): (16-16) vs. Wright State, 12/2/21
Mastodons made 25-29 FTs: (25-31) vs. Wright State 2/5/25
Mastodons made 30 FTs: (32-37), vs. Olivet, 12/28/17
Mastodons shot under 50 percent: 33.3% (1-3), at Oakland, 2/24/22
Mastodons made less than five FTs: 3 (3-6), at Pitt, 12/20/23
Mastodons attempted 40 free throws: (26-41), vs. SEMO, 12/9/23
Mastodons attempted 50 free throws: (32-57), vs. UTPA, 11/16/12
Mastodons attempted less than five FTs: 3, at Oakland, 2/24/22
Mastodons attempted less than 10 FTs: 6, vs. Holy Cross (Ind.), 11/28/25

REBOUNDING

Had 10 rebounds: Darius Duffy (10), at Western Michigan, 11/12/25
Had 15 rebounds: Chandler Cuthrell (16), at Wright State 1/15/25
Had 20 rebounds: Matt Shepherd (21), vs. Metropolitan U-Puerto Rico, 12/23/00
Had 10 rebounds in two consecutive games: Chandler Cuthrell (10), vs. Detroit Mercy 1/11/25, Chandler Cuthrell (16), at Wright State 1/15/25
Had 10 rebounds in three consecutive games: John Konchar (10 vs. IUPUI, 12/18/18, 10 vs. Siena Heights, 12/20/18, 13 at North Dakota, 12/29/18)
Had 10 rebounds in four consecutive games: John Konchar (11 at Eastern Illinois, 11/28/18; 12 vs. UMKC, 12/1/18; 11 vs. Akron, 12/5/18; 14 at Miami (OH), 12/8/18)
Had 10 rebounds in five consecutive games: John Konchar (13 at South Dakota, 1/14/16; 12 at Omaha, 1/16/16; 19 vs. North Dakota State, 1/21/16; 12 vs. IUPUI, 1/23/16; 14 at Oral Roberts, 1/28/16)

DOUBLE-DOUBLES

Last Player: Jalen Jackson (19 pt, 11 reb), at YSU, 3/6/25
Had double-double in two consecutive games: Anthony Roberts (17p, 10r) vs. Texas A&M-Commerce, 11/12/23 & (13p, 10r) vs. N. Arizona, 11/17/23
Had double-double in three consecutive games: John Konchar (30p, 10r) vs. IUPUI; 12/18/18, (30p, 10r) vs. Siena Heights; 12/20/18, (18p, 13p) at North Dakota, 12/29/18
Had double-double in four consecutive games: John Konchar (16p, 11r) at Eastern Illinois, 11/28/18, (17p, 12r) vs. UMKC, 12/01/18, (13p, 11r) vs. Akron, 12/5/18; (28p, 14r), at Miami (OH), 12/8/18)
Had double-double in five consecutive games: John Konchar (22p, 13r) at South Dakota State, 1/14/16; (27p, 12r), at Omaha, 1/16/16; (10p, 19r) vs. North Dakota State, 1/21/16; (14p, 12r) vs. IUPUI, 1/23/16; (16p, 14r) at Oral Roberts, 1/28/16

TRIPLE-DOUBLES

Last Player: John Konchar (18p, 10r, 10a) vs. South Dakota, 3/10/19

ASSISTS

Had exactly 8 assists: Rasheed Bello (8), vs. Oakland, 2/21/2025
Had exactly 9 assists: Rasheed Bello (9), vs. South Dakota, 11/18/23
Had exactly 10 assists: John Konchar (10), vs. South Dakota, 3/10/19
Had 11-14 assists: Rasheed Bello (12), at Green Bay, 12/29/24
Had 15 assists: Russ Marcinek (19), vs. IUPUI, 12/20/93
Had 10 assists in exactly two consecutive games: Mo Evans (11), at Austin Peay, 11/30/16 and (10), vs. Miami (OH), 12/3/16
Had 10 assists in three consecutive games: Mo Evans (10) vs. South Dakota, 2/8/17, (12), vs. Omaha, 2/11/17 and (11), vs. North Dakota State, 2/15/17
Mastodons had 20 assists: 31, vs. Dominican (Ill.), 11/9/25
Mastodons had 25 assists: 31, vs. Dominican (Ill.), 11/9/25
Mastodons had 30 assists: 31, vs. Dominican (Ill.), 11/9/25
Mastodons had fewer than 10 assists: 7, vs. Wright State, 2/5/25
Mastodons had 5 or fewer assists: 3, at Valparaiso, 12/18/10

BLOCKS

Blocked 5 shots: Darius Duffy (5), at Western Michigan, 11/12/25
Blocked 6 shots: Brent Calhoun (6), at Omaha, 1/7/17
Blocked 7 shots: Deilvez Yearby (7), vs. SIUE, 2/23/10
Blocked 8 shots: Deilvez Yearby (9), vs. UMKC, 1/16/10
Blocked 9 shots: Deilvez Yearby (9), vs. UMKC, 1/16/10
Mastodons blocked 10 shots: 10, vs. Milwaukee, 1/9/25
Mastodons blocked 0 shots: at. Cleveland State, 3/1/2025

STEALS

Had exactly 5 steals: EJ Mosley, vs. Dominican (Ill.), 11/9/2025
Had exactly 6 steals: Corey Hadnot II, at Ohio State, 11/7/25
Had exactly 7 steals: Rasheed Bello (7), vs. NKU, 12/29/23
Had exactly 8 steals: Randy Spicer (8), vs. Northern Kentucky, 1/9/99
Mastodons had 15 steals: 21, vs. Dominican (Ill.), 11/9/25
Mastodons had 20 steals: 21, vs. Dominican (Ill.), 11/9/25

TURNOVERS

Mastodons committed 5 or less: 2, vs. Detroit Mercy, 12/14/25
Mastodons committed between 6-9: 9, vs. Eastern Michigan, 12/10/25
Mastodons committed 20-24: 20, at Northern Ky., 3/27/24
Mastodons committed 25-29: 27 vs. Cleveland State, 12/19/20
Mastodons committed 30 or more: 31, vs. SE Louisiana, 11/25/20

DEFICITS OVERCAME

Mastodons overcame 5-9 point deficit to win: 8, vs. Detroit Mercy, 12/14/25
Mastodons overcame 10-point deficit to win: 15, vs. Northern Kentucky, 12/6/25 (down 40-25)
Mastodons overcame 15-point deficit to win: 15, vs. Northern Kentucky, 12/6/25 (down 40-25)

OTHER

Last four-point play: Trey Lewis, at Milwaukee, 2/2/25 (2nd)

2025-26 PURDUE FORT WAYNE BASKETBALL ROSTER - NUMERICAL

#	Name	Pos.	Ht.	Wt.	Yr.	Hometown	High School / Previous School
0	Ja'Corey Lipkins	G	6' 2"	195	So.	Canton, Ohio	GlenOak HS / Charleston (W.V.)
1	Ebrahim Kaba	G	6' 9"	215	R-Fr.	East Orange, N.J.	The Peddie School / Gill St. Bernard's / St. Bonaventure
2	Mikale Stevenson	G	6' 2"	190	5th	Fort Wayne, Ind.	South Side HS Grambling State / Milwaukee Area Technical College / Independence CC
4	Chris Morgan	G	6' 2"	190	R-Jr.	Kaukauna, Wis.	Kaukauna HS
5	EJ Mosley	G	6' 0"	175	Fr.	Chicago, Ill.	St. Laurence HS / Romeoville
9	DeAndre Craig Jr.	G	6' 0"	180	Jr.	Chicago, Ill.	Mount Carmel HS / Denver
10	Corey Hadnot II	G	6' 3"	190	Jr.	Atlanta, Ga.	Cypress Creek HS (Houston, Texas)
11	Maximus Nelson	F	6' 8"	225	Sr.	Appleton, Wis.	Appleton HS / Valparaiso
13	Deangelo Elisee	F	6' 9"	245	Gr.	Nassau, Bahamas	North Florida Educational Institute / Triton College
15	Yuval Levin	F	6' 8"	215	Fr.	Haifa, Israel	Kiryat Ata
22	Danny Kelly	G	6' 6"	215	Fr.	Fort Wayne, Ind.	Bishop Luers HS
23	Solomon Richard	G	6' 2"	210	Fr.	Leo, Ind.	Leo HS
24	Mason Shrout	G	6' 5"	180	R-Fr.	Camden, Ohio	Preble Shawnee HS
31	Quentin Morgan	F	6' 9"	215	Fr.	Glen Allen, Virginia	Deep Run HS
34	Darius Duffy	F	6' 8"	230	Gr.	Murray, Ky.	Murray HS / Milwaukee / Ranger / Kaskaskia

2025-26 PURDUE FORT WAYNE BASKETBALL ROSTER - ALPHABETICAL

#	Name	Pos.	Ht.	Wt.	Yr.	Hometown	High School / Previous School
9	DeAndre Craig Jr.	G	6' 0"	180	Jr.	Chicago, Ill.	Mount Carmel HS / Denver
34	Darius Duffy	F	6' 8"	230	Gr.	Murray, Ky.	Murray HS / Milwaukee / Ranger / Kaskaskia
13	Deangelo Elisee	F	6' 9"	245	Gr.	Nassau, Bahamas	North Florida Educational Institute / Triton College
10	Corey Hadnot II	G	6' 3"	190	Jr.	Atlanta, Ga.	Cypress Creek HS (Houston, Texas)
1	Ebrahim Kaba	G	6' 9"	215	R-Fr.	East Orange, N.J.	The Peddie School / Gill St. Bernard's / St. Bonaventure
22	Danny Kelly	G	6' 6"	215	Fr.	Fort Wayne, Ind.	Bishop Luers HS
15	Yuval Levin	F	6' 8"	215	Fr.	Haifa, Israel	Kiryat Ata
0	Ja'Corey Lipkins	G	6' 2"	195	So.	Canton, Ohio	GlenOak HS / Charleston (W.V.)
4	Chris Morgan	G	6' 2"	190	R-Jr.	Kaukauna, Wis.	Kaukauna HS
31	Quentin Morgan	F	6' 9"	215	Fr.	Glen Allen, Virginia	Deep Run HS
5	EJ Mosley	G	6' 0"	175	Fr.	Chicago, Ill.	St. Laurence HS / Romeoville
11	Maximus Nelson	F	6' 8"	225	Sr.	Appleton, Wis.	Appleton HS / Valparaiso
23	Solomon Richard	G	6' 2"	210	Fr.	Leo, Ind.	Leo HS
24	Mason Shrout	G	6' 5"	180	R-Fr.	Camden, Ohio	Preble Shawnee HS
2	Mikale Stevenson	G	6' 2"	190	5th	Fort Wayne, Ind.	South Side HS Grambling State / Milwaukee Area Technical College / Independence CC

Head Coach: Jon Coffman (12th season)

Assistant Coaches: Ryan Sims, Adam Blaylock, Mike Wolf, Tyler Slick

Director of Player Development: Matthew Ambrose

Director of Analytics: Josh Kelly

Graduate Manager: Eli Jones

SAY MY NAME, SAY MY NAME

- #1 Ebrahim Kaba **ee - bruh - HEEM KAH - buh**
 #2 Mikale Stevenson **MUH - kale STEE - ven - son**
 #13 Deangelo **Eh - LEE - say**
 #15 Yuval Levin **U - val Luh - VEEN**

QUICK FACTS

City / Zip	Fort Wayne, IN / 46805
Founded	1964
Enrollment	5,777
Nickname	Mastodons
Colors	Gold and Black
Affiliation	NCAA Division I
Conference	Horizon League
Chancellor	Ron Elsenbaumer
Athletic Director	Kelley Hartley Hutton


CITY & HIGH SCHOOL PRONUNCIATIONS

Kaukauna = **Kaw - KON - Uh**

Haifa = **High - fuh**

Roster on GoMastodons.com has audio files for names

2025-26 MASTODONS




0 JA'COREY LIPKINS

6-1 | G | So.
Canton, Ohio



1 EBRAHIM KABA

6-9 | G | R-Fr.
East Orange, N.J.




2 MIKALE STEVENSON

6-2 | G | 5th
Fort Wayne, Ind.



4 CHRIS MORGAN

6-2 | G | R-Jr.
Kaukauna, Wis.




5 EJ MOSLEY

6-0 | G | Fr.
Chicago, Ill.




9 DEANDRE CRAIG JR.

6-0 | G | Jr.
Chicago, Ill.



10 COREY HADNOT II

6-3 | G | Jr.
Atlanta, Ga.



11 MAXIMUS NELSON

6-8 | F | Sr.
Appleton, Wis.



13 DEANGELO ELISEE

6-9 | F | Gr.
Nassau, Bahamas



15 YUVAL LEVIN

6-8 | F | Fr.
Haifa, Israel



22 DANNY KELLY

6-6 | G | Fr.
Fort Wayne, Ind.



23 SOLOMON RICHARD

6-2 | G | Fr.
Leo, Ind.



24 MASON SHROUT

6-5 | G | R-Fr.
Camden, Ohio



31 QUENTIN MORGAN

6-9 | F | Fr.
Glen Allen, Virginia



34 DARIUS DUFFY

6-8 | F | Gr.
Murray, Ky.



JON COFFMAN

Head Coach
12th season



RYAN SIMS

Assistant Coach
16th season




ADAM BLAYLOCK

Assistant Coach
8th season




MIKE WOLF

Assistant Coach
7th season




MATTHEW AMBROSE

Director of
Player Development
2nd season



TYLER SLICK

Assistant Coach
1st season



ELI JONES

Graduate Manager
1st season

2025-26 TEAM RANKINGS - NATIONAL AND HORIZON LEAGUE

NCAA Statistics

Purdue Fort Wayne - 2025-26 Men's Basketball Ranking Summary thru games 12/17/2025

Statistic	National Rank	Conference Rank	Value	National Leader	Value	Conference Leader	Value
Assist/Turnover Ratio (361 ranked)	64	3	1.50	Akron	2.04	IU Indy	1.70
Assists Per Game (361 ranked)	125	6	15.6	IU Indy	21.8	IU Indy	21.8
Bench Points per game (361 ranked)	228	10	22.62	Tarleton St.	44.67	IU Indy	39.46
Blocks Per Game (361 ranked)	128	3	3.8	Georgia	8.5	Wright St.	4.3
Effective FG pct (361 ranked)	43	2	0.569	Colorado St.	0.654	Youngstown St.	0.576
Fastbreak Points (361 ranked)	28	5	16.92	Georgia	27.60	IU Indy	18.69
Field Goal Percentage (361 ranked)	42	1	49.3	Colorado St.	54.3	Purdue Fort Wayne	49.3
Field Goal Percentage Defense (361 ranked)	306	8	46.5	Duke	34.6	Robert Morris	41.8
Fouls Per Game (361 ranked)	45	2	15.5	South Alabama	12.0	Oakland	15.1
Free Throw Attempts Per Game (361 ranked)	302	9	17.6	Southern California	31.3	Green Bay	24.2
Free Throw Percentage (361 ranked)	183	7	71.6	Bellarmine	80.9	Detroit Mercy	75.5
Free Throws Made Per Game (361 ranked)	296	8	12.6	Southern California	23.3	Green Bay	17.1
Rebound Margin (361 ranked)	326	10	-4.0	Florida	14.5	Robert Morris	7.8
Rebounds (Defensive) Per Game (361 ranked)	287	8	23.46	Michigan	33.10	Detroit Mercy	25.09
Rebounds (Offensive) Per Game (361 ranked)	332	10	9.00	Kennesaw St.	16.45	Robert Morris	15.08
Rebounds Per Game (361 ranked)	322	10	32.46	Kennesaw St.	47.09	Robert Morris	39.54
Scoring Defense (361 ranked)	296	6	78.7	Louisiana Tech	57.3	Wright St.	68.3
Scoring Margin (361 ranked)	148	4	7.2	Georgia	27.7	Youngstown St.	10.8
Scoring Offense (361 ranked)	54	2	85.8	Georgia	98.3	IU Indy	89.1
Steals Per Game (361 ranked)	17	2	10.4	Bowling Green	12.7	IU Indy	10.9
Three Point Attempts Per Game (361 ranked)	73	5	27.4	Charleston So.	37.1	IU Indy	34.2
Three Point Percentage (361 ranked)	114	3	35.4	Colorado St.	44.7	Cleveland St.	37.8
Three Point Percentage Defense (361 ranked)	319	9	36.3	Kansas	24.1	Youngstown St.	28.4
Three Pointers Per Game (361 ranked)	63	4	9.7	Cornell	13.9	IU Indy	10.9
Turnover Margin (361 ranked)	15	2	5.2	High Point	8.7	IU Indy	5.8
Turnovers Forced Per Game (361 ranked)	36	3	15.54	Tarleton St.	19.33	IU Indy	18.62
Turnovers Per Game (361 ranked)	48	2	10.4	Georgetown Penn St.	8.8 8.8	Milwaukee	10.0
Winning Percentage (361 ranked)	204	4	53.8	7 teams tied	100.0	Northern Ky. Robert Morris	69.2 69.2

2025-26 INDIVIDUAL RANKINGS - NATIONAL AND HORIZON LEAGUE

Statistic	Player	National Rank	Conference Rank	Value	National Leader	Value	Conference Leader	Value
Assist/Turnover Ratio (350 ranked)	Mikale Stevenson	317	12	1.55	Sam Hoiberg, Nebraska	5.50	Preston Ruedinger, Green Bay	4.60
Assists (337 ranked)	Mikale Stevenson	161	6	45	Jeremy Fears Jr., Michigan St.	105	Brody Robinson, Oakland	73
	DeAndre Craig	312	14	36				
	Corey Hadnot II	312	14	36				
Assists Per Game (348 ranked)	Mikale Stevenson	266	10	3.5	Jeremy Fears Jr., Michigan St.	9.5	Brody Robinson, Oakland	6.1
Blocks (304 ranked)	Darius Duffy	63	3	19	Jerald Colonel, SFA	40	Andrea Holden, Wright St.	20
	Deangelo Elisee	154	7	14			Imanuel Zorgvol, Youngstown St.	20
Blocks Per Game (350 ranked)	Darius Duffy	110	4	1.46	Jerald Colonel, SFA	4.00	Andrea Holden, Wright St.	1.67
	Deangelo Elisee	250	8	1.08			Imanuel Zorgvol, Youngstown St.	1.67
Double Doubles (246 ranked)					Delrecco Gillespie, Kent St.	10	DeSean Goode, Robert Morris	5
Field Goal Attempts (341 ranked)	Corey Hadnot II	10	2	178	Isaac Bruns, South Dakota	196	Dan Gherezgher, Northern Ky.	192
	Mikale Stevenson	38	3	160				
	DeAndre Craig	104	7	143				
Field Goal Percentage (350 ranked)	Corey Hadnot II	68	3	56.7	Cooper Bowser, Furman	79.2	Danilo Jovanovich, Milwaukee	63.5
	DeAndre Craig	191	11	49.0				
	Mikale Stevenson	308	14	43.8				
Field Goals (316 ranked)	Corey Hadnot II	3	1	101	Braden Huff, Gonzaga	103	Corey Hadnot II, Purdue Fort Wayne	101
	DeAndre Craig	82	8	70				
	Mikale Stevenson	82	8	70				
Free Throw Attempts (342 ranked)	Corey Hadnot II	166	7	57	Ezra Ausar, Southern California	112	Brody Robinson, Oakland	96
Free Throw Percentage (343 ranked)	DeAndre Craig	194	4	82.6	Kenny Noland, Columbia	100.0	Orlando Lovejoy, Detroit Mercy	93.8
Free Throws (324 ranked)	Corey Hadnot II	206	6	41	Isaac Bruns, South Dakota	87	Brody Robinson, Oakland	70
	DeAndre Craig	271	9	38				
Minutes Per Game (350 ranked)	Corey Hadnot II	327	9	30:27	Christian Bliss, Delaware	38:51	Preston Ruedinger, Green Bay	33:58
Points (346 ranked)	Corey Hadnot II	3	1	263	Nolan Minessale, St. Thomas (MN)	286	Corey Hadnot II, Purdue Fort Wayne	263
	DeAndre Craig	81	5	202				
	Mikale Stevenson	161	10	186				
Points Per Game (1490 ranked)	Corey Hadnot II	29	1	20.2	Cameron Boozer, Duke	23.3	Corey Hadnot II, Purdue Fort Wayne	20.2
	DeAndre Craig	230	9	15.5				
	Mikale Stevenson	351	14	14.3				
Rebounds (333 ranked)	Darius Duffy	265	7	69	Frank Mitchell, St. Bonaventure	139	DeSean Goode, Robert Morris	119
Rebounds (Defensive) Per Game (348 ranked)					Baba Miller, Cincinnati	8.56	LJ Wells, Northern Ky.	5.23
Rebounds (Offensive) Per Game (347 ranked)	Darius Duffy	64	2	3.08	Duke Brennan, Villanova	5.44	DeSean Goode, Robert Morris	4.00
Rebounds Per Game (346 ranked)					Delrecco Gillespie, Kent St.	11.9	DeSean Goode, Robert Morris	9.2
Steals (298 ranked)	Corey Hadnot II	10	2	31	Javontae Campbell, Bowling Green	40	TJ Burch, Wright St.	32
	DeAndre Craig	72	6	22	Tyler Cochran, Rhode Island	40		
	Mikale Stevenson	90	7	21				
Steals Per Game (347 ranked)	Corey Hadnot II	23	2	2.38	Javontae Campbell, Bowling Green	3.64	TJ Burch, Wright St.	2.91
	DeAndre Craig	171	7	1.69				
	Mikale Stevenson	229	9	1.62				
Three Point Attempts (345 ranked)	Maximus Nelson	121	4	75	Honor Huff, West Virginia	117	Dan Gherezgher, Northern Ky.	106
Three Point Percentage (130 ranked)					Brett Decker Jr., Liberty	55.3	Tre Beard, Cleveland St.	50.0
Three Pointers Per Game (344 ranked)	Maximus Nelson	292	9	2.00	Brett Decker Jr., Liberty	4.20	Tre Beard, Cleveland St.	3.20
Total 3-point FGM (347 ranked)	Maximus Nelson	167	7	26	Honor Huff, West Virginia	49	Dan Gherezgher, Northern Ky.	38
	DeAndre Craig	224	10	24				
Triple Doubles (1 ranked)					12 players tied	1		

HEAD COACH JON COFFMAN



PURDUE FORT WAYNE HEAD COACHES

	Career Record (Years)	Pct.
Andy Piazza	142-108 (9)	.568
Jon Coffman	205-160 (12th season)	.559
Tony Jasick	52-47 (3)	.531
Gene Hany	12-12 (1)	.500
Tim Russell	67-72 (5)	.482
Dane Fife	82-97 (6)	.458
Jon Williams	32-49 (3)	.395
Gordon Stauffer	37-68 (3)	.352
Doug Noll	40-119 (6+)	.336
Joe Pechota	4-9 (0+)	.308
Ken Workman	15-61 (3)	.197
George Wehrmeister	5-21 (1)	.192

JON COFFMAN CAREER

2024-25	Purdue Fort Wayne	Head Coach
2023-24	Purdue Fort Wayne	Head Coach
2022-23	Purdue Fort Wayne	Head Coach
2022-21	Purdue Fort Wayne	Head Coach
2021-22	Purdue Fort Wayne	Head Coach
2020-21	Purdue Fort Wayne	Head Coach
2019-20	Purdue Fort Wayne	Head Coach
2018-19	Purdue Fort Wayne	Head Coach
2017-18	Purdue Fort Wayne	Head Coach
2016-17	Purdue Fort Wayne	Head Coach
2015-16	Purdue Fort Wayne	Head Coach
2014-15	Purdue Fort Wayne	Head Coach
2013-14	Purdue Fort Wayne	Assistant Coach
2012-13	Purdue Fort Wayne	Assistant Coach
2011-12	Purdue Fort Wayne	Assistant Coach
2010-11	Colgate	Assistant Coach
2009-10	Colgate	Assistant Coach
2008-09	Stetson	Assistant Coach
2007-08	Stetson	Assistant Coach
2006-07	Stetson	Assistant Coach
2005-06	Stetson	Assistant Coach
2004-05	Stetson	Assistant Coach
2003-04	Stetson	Assistant Coach
2002-03	Stetson	Assistant Coach
2001-02	Stetson	Assistant Coach
2000-01	College of Charleston	Assistant Coach
1999-00	Emory and Henry	Assistant Coach
1998-99	Emory and Henry	Assistant Coach

As Head Coach (2014-present)

- Program leader in coaching victories
- 2021-22 Horizon League Coach of the Year
- 2015-16 Summit League Coach of the Year
- Won the 2021-22 Horizon League regular season title
- Won the 2015-16 Summit League regular season title
- National Invitational Tournament berth in 2016
- CollegeInsider.com Tournament berths in 2015, 2017, 2018 and a runner-up finish in 2024
- College Basketball Invitational berth in 2022
- From 2013-14 to 2024-25, 223 wins, second most among Horizon League schools (Wright State)
- Eight seasons since 2015-16 in the top 25 in the nation in 3-pointers per game
- Beat Indiana in back-to-back seasons in 2016 and 2017
- Win over No. 3 Indiana in 2016 matched the highest-ranked team a Summit League school has ever defeated
- Win over No. 3 Indiana in 2016 was the first win over an AP Top 25 team in program history
- Win over Indiana in 2017 had the largest margin of victory (20) and was the largest Summit League win against a Big Ten opponent since 1994
- Six times from 2015-16 to 2024-25, the Mastodons ranked in the top 35 in the nation in points per game
- Only Division I team in Indiana from 2013-14 to 2017-18 to play in the postseason each of the five years
- Compiled six consecutive winning seasons from 2014-2019, joining South Dakota State as the only teams in the Summit League to do so
- Multiple times set a program record for highest ranking in the CollegeInsider.com Mid-Major Poll, reaching as high as No. 6 in 2016
- Received program's first ever Associated Press and USA TODAY Top 25 votes in 2016
- Earned NCAA APR Public Recognition Awards in 2016 and 2017
- Recruited and coached John Konchar, who moved on to play with the Memphis Grizzlies
- John Konchar became the first student-athlete in NCAA Division I men's basketball history to record 2,000 points, 1,000 rebounds, 500 assists and 250 steals
- John Konchar became the first player in program history to be named All-League First Team each of his four seasons
- Since 1992-93, John Konchar is the only player in NCAA Division I with two seasons of 450 points, 200 rebounds, 150 assists and 60 steals
- John Konchar's program ranks: 2nd in points (2,065), 1st in rebounds (1,150), 2nd in assists (554), 2nd in steals (272) and 7th in blocks (78). Assists and steals totals were DI era records
- John Konchar became just the second player in program history selected to participate in the Portsmouth Invitational
- Jarred Godfrey used a fifth season to finish as the program's career leader in points (2,164) and games played (153). He finished second in field goals (743), third in free throws (417), third in rebounds (650), assists (478) and steals (217)
- Bryson Scott set the program record for single-season points (746) and career scoring average (19.4 per game)
- Bryson Scott and John Konchar were selected to play in the NABC Reese's College All Star Game
- Bryson Scott and Kason Harrell played in the 3x3U National Championships at Final Four
- Mo Evans finished his career as the program leader in 3-pointers with 266
- Mo Evans recorded 463 career assists, third in program history and second during the DI era only to Konchar
- 2017 senior class finished with most wins in program history (85)
- Max Landis named the Summit League Player of the Year and Associated Press All-American in 2016
- Max Landis made a single-season program record 125 3-pointers in 2015-16
- Max Landis set a program record with 44 points and 11 3-pointers at South Dakota on Feb. 4, 2016
- Max Landis participated in the State Farm 3-point Championship at the Final Four
- 26 Summit League Academic Honor Roll selections from 2014-2020
- Six Mastodons selected in the G-League Draft (Bryson Scott (2018), Steve Forbes (2015), Luis Jacobo (2014), Deilvez Yearby (2014), Frank Gaines (2013) and Bobby Planutis (2024))
- Six of program's top 10 all-time scorers have played during Coffman's time at Purdue Fort Wayne (John Konchar, Frank Gaines, Mo Evans, Kason Harrell, Bryson Scott and Jarred Godfrey)
- 11 Mastodons have scored 1,000 points during Coffman's time at Purdue Fort Wayne (John Konchar, Frank Gaines, Mo Evans, Kason Harrell, Bryson Scott, Joe Reed, Joe Edwards, Jarred Godfrey and Deonte Billups)

As Mastodon Assistant Coach (2011-2014)

- Earned program's first postseason berth, defeating Akron in the CIT in 2014
- 2013-14 squad finished 25-11 for program's first 20-win season in the Division I era
- 2013-14 team ended the season with the eighth-best field goal percentage in NCAA Division I

Bio

Coffman graduated from Washington & Lee University in 1996, earning a pair of bachelor's degrees in economics and geology. He was also a three-year starter for the Generals basketball team and captain of the 1995-96 squad. After graduation, Coffman worked in finance for two years in San Francisco, California before joining the coaching ranks in 1997. Coffman and his wife, Tracy, have a son, Thomas, and a daughter, Lucy. They reside in Fort Wayne. Tracy was an assistant coach for the Mastodon softball team. She previously spent time as the head softball coach NAIA Northwest Ohio and NCAA Division III Hamilton. Prior to that she was an assistant coach at Division I Stetson and Central Florida.



1

EBRAHIM
KABA

RS Freshman | 6-9 | 215
East Orange, N.J.
The Peddie School/Gill St. Bernard's
St. Bonaventure

GUARD

CATEGORY	CAREER HIGH
Minutes	23, vs Dominican (Ill.), 11/9/25
Points	20, vs. Dominican (Ill.), 11/9/25
Rebounds	7, vs Boyce, 11/25/25
Assists	3, twice
Steals	3, vs Dominican (Ill.), 11/9/25
Blocks	2, vs. Holy Cross (Ind.), 11/28/25
FG Made	8, vs Dominican (Ill.), 11/9/25
FG Attempts	10, vs Dominican (Ill.), 11/9/25
3-PT Made	4, vs Dominican (Ill.), 11/9/25
3-PT Attempts	6, twice
FT Made	2, vs Northern Kentucky, 12/6/25
FT Attempts	2, vs Northern Kentucky, 12/6/25

2025-26 GAME-BY-GAME

Opponent	Date	GS	MIN	Total		3-Pointers		Free throws		Rebounds				PF	A	TO	BLK	STL	PTS	AVG
				FG-FGA	PCT	3FG-3FGA	PCT	FT-FTA	PCT	OFF	DEF	TOT	AVG							
at Grand Canyon	11/03/2025		14:04	1-6	.167	1-6	.167	0-0	.000	0	3	3	3.0	3	1	0	0	0	3	3.0
at Ohio St.	11/07/2025		18:41	1-1	1.000	0-0	.000	0-0	.000	2	1	3	3.0	1	1	3	1	1	2	2.5
Dominican (IL)	11/09/2025		22:34	8-10	.800	4-6	.667	0-0	.000	0	5	5	3.7	3	2	0	0	3	20	8.3
at Western Mich.	11/12/2025		11:18	1-3	.333	1-3	.333	0-0	.000	0	4	4	3.8	2	1	2	0	0	3	7.0
Boyce	11/15/2025		19:40	4-6	.667	2-2	1.000	0-0	.000	1	6	7	4.4	1	3	1	1	2	10	7.6
at Utah	11/18/2025		20:27	2-7	.286	1-4	.250	0-0	.000	0	6	6	4.7	0	0	0	1	2	5	7.2
at Saint Louis	11/21/2025		19:10	2-7	.286	1-5	.200	0-0	.000	0	2	2	4.3	2	1	3	0	1	5	6.9
Chicago St.	11/25/2025		07:25	1-2	.500	1-2	.500	0-0	.000	0	0	0	3.8	0	0	1	0	0	3	6.4
Holy Cross (IN)	11/28/2025		18:57	2-6	.333	1-2	.500	0-0	.000	1	5	6	4.0	2	3	2	2	0	5	6.2
at Oakland	12/03/2025		14:04	2-3	.667	2-3	.667	0-0	.000	0	2	2	3.8	1	2	1	0	1	6	6.2
Northern Ky.	12/06/2025		08:11	1-3	.333	1-3	.333	2-2	1.000	0	2	2	3.6	5	0	1	0	0	5	6.1
Eastern Mich.	12/10/2025		09:26	0-0	.000	0-0	.000	0-0	.000	0	0	0	3.3	3	1	0	0	0	0	5.6
Detroit Mercy	12/14/2025		10:41	2-5	.400	1-4	.250	1-1	1.000	0	2	2	3.2	0	0	0	0	0	6	5.6
Totals		0	194:38	27-59	.458	16-40	.400	3-3	1.000	4	38	42	3.2	23	15	14	5	10	73	5.6

Player Averages


Games Played	Minutes/ game	Points/ game	FG Pct	3FG Pct	FT Pct	Rebounds/ game	Assists/ game	Turnovers/ game	Assist/Turnover ratio	Steals/ game	Blocks/ game
13	15.0	5.6	45.8	40.0	100.0	3.2	1.2	1.1	1.1	0.8	0.4

'DON FACT

• Likes to write and journal to relax.

CAREER STATS

				Field Goals		3-Point		F-Throws		Rebounds				Scoring						
SEASON	TEAM	GP-GS	MIN/AVG	FG-FGA	FG%	3FG-3FGA	3FG%	FT-FTA	FT%	OFF	DEF	TOT	AVG	PF-FO	A	TO	BLK	STL	PTS	AVG
2025-26	Pur-FW	13-0	195/15.0	27-59	.458	16-40	.400	3-3	1.000	4	38	42	3.2	23-1	15	14	5	10	73	5.6
TOTAL		13-0	195/15.0	27-59	.458	16-40	.400	3-3	1.000	4	38	42	3.2	23-1	15	14	5	10	73	5.6



2

MIKALE STEVENSON

5th | 6-2 | 190

Fort Wayne, Ind.

South Side HS

Grambling State/Milwaukee Area Technical / Independence CC

GUARD

2025-26 HIGH	CATEGORY	CAREER HIGH
33, twice	Minutes	40, vs. Biblical Stud. (TX), 12/30/24
29, vs. Chicago State, 11/25/25	Points	29, vs. Chicago State, 11/25/25
8, vs Eastern Michigan, 12/10/25	Rebounds	11, vs. Biblical Stud. (TX), 12/30/24
7, vs Northern Kentucky, 12/6/25	Assists	10, at Southern California, 11/24/24
4, at Saint Louis, 11/21/25	Steals	6, vs Alcorn, 2/3/25
1, four times	Blocks	2, vs. North Texas-Dallas, 11/6/23
11, vs. Chicago State, 11/25/25	FG Made	11, vs. Chicago State, 11/25/25
17, twice	FG Attempts	17, twice
5, vs. Chicago State, 11/25/25	3-PT Made	5, vs. Chicago State, 11/25/25
9, vs. Detroit Mercy, 12/14/25	3-PT Attempts	8, vs. Chicago State, 11/25/25
6, at Saint Louis, 11/21/25	FT Made	6, four times
6, twice	FT Attempts	8, three times

2025-26 GAME-BY-GAME

Opponent	Date	GS	MIN	Total		3-Pointers		Free throws		Rebounds											
				FG-FGA	PCT	3FG-3FGA	PCT	FT-FTA	PCT	OFF	DEF	TOT	AVG	PF	A	TO	BLK	STL	PTS	AVG	
at Grand Canyon	11/03/2025	*	31:44	5-14	.357	1-5	.200	4-4	1.000	0	2	2	2.0	1	3	4	0	0	15	15.0	
at Ohio St.	11/07/2025	*	30:02	9-17	.529	2-4	.500	1-2	.500	1	2	3	2.5	2	3	2	0	1	21	18.0	
Dominican (IL)	11/09/2025	*	17:41	4-8	.500	0-1	.000	2-2	1.000	0	4	4	3.0	0	6	1	0	2	10	15.3	
at Western Mich.	11/12/2025	*	31:35	3-12	.250	0-5	.000	3-3	1.000	0	2	2	2.8	1	3	2	0	1	9	13.8	
Boyce	11/15/2025	*	19:14	4-9	.444	0-2	.000	2-2	1.000	0	0	0	2.2	0	2	1	0	2	10	13.0	
at Utah	11/18/2025	*	25:28	7-12	.583	1-3	.333	0-0	.000	2	3	5	2.7	1	3	1	0	0	15	13.3	
at Saint Louis	11/21/2025	*	28:28	4-11	.364	1-4	.250	6-6	1.000	0	5	5	3.0	0	1	1	1	4	15	13.6	
Chicago St.	11/25/2025	*	32:55	11-17	.647	5-8	.625	2-2	1.000	1	1	2	2.9	4	3	7	1	3	29	15.5	
Holy Cross (IN)	11/28/2025	*	20:47	3-8	.375	0-2	.000	2-2	1.000	1	3	4	3.0	1	3	2	0	3	8	14.7	
at Oakland	12/03/2025	*	29:38	4-12	.333	0-3	.000	0-0	.000	0	2	2	2.9	5	6	0	1	0	8	14.0	
Northern Ky.	12/06/2025	*	33:19	4-13	.308	1-2	.500	2-2	1.000	1	5	6	3.2	2	7	4	0	3	11	13.7	
Eastern Mich.	12/10/2025	*	31:37	5-12	.417	1-4	.250	2-3	.667	1	7	8	3.6	2	1	4	1	0	13	13.7	
Detroit Mercy	12/14/2025	*	32:05	7-15	.467	3-9	.333	5-6	.833	0	5	5	3.7	3	4	0	0	2	22	14.3	
Totals		13	364:33	70-160	.438	15-52	.288	31-34	.912	7	41	48	3.7	22	45	29	4	21	186	14.3	

Player Averages

Games Played	Minutes/ game	Points/ game	FG Pct	3FG Pct	FT Pct	Rebounds/ game	Assists/ game	Turnovers/ game	Assist/Turnover ratio	Steals/ game	Blocks/ game
13	28.0	14.3	43.8	28.8	91.2	3.7	3.5	2.2	1.6	1.6	0.3

'DON FACT

• Enjoys fishing and considers cleaning a hobby.

CAREER STATS

				Field Goals		3-Point		F-Throws		Rebounds									Scoring	
SEASON	TEAM	GP-GS	MIN/AVG	FG-FGA	FG%	3FG-3FGA	3FG%	FT-FTA	FT%	OFF	DEF	TOT	AVG	PF-FO	A	TO	BLK	STL	PTS	AVG
2023-24	GSU	36-8	638/17.7	60-152	.395	16-52	.308	38-48	.792	11	54	65	1.8	31-0	74	60	6	37	174	4.8
2024-25	GSU	34-28	1072/31.5	127-302	.421	30-92	.326	86-110	.782	25	120	145	4.3	66-2	129	86	3	60	370	10.9
2025-26	Pur-FW	13-13	365/28.0	70-160	.438	15-52	.288	31-34	.912	7	41	48	3.7	22-1	45	29	4	21	186	14.3
TOTAL FOR Pur-FW		13-13	365/28.0	70-160	.438	15-52	.288	31-34	.912	7	41	48	3.7	22-1	45	29	4	21	186	14.3
TOTAL		83-49	2075/25.0	257-614	.419	61-196	.311	155-192	.807	43	215	258	3.1	119-3	248	175	13	118	730	8.8



4

CHRIS
MORGAN

RS Junior | 6-2 | 190
Kaukauna, Wis.
Kaukauna HS

GUARD

2025-26 HIGH	CATEGORY	CAREER HIGH
16, vs Dominican (Ill.), 11/9/25	Minutes	26, vs. Defiance, 12/20/24
12, vs Dominican (Ill.), 11/9/25	Points	16, vs. Defiance, 12/20/24
2, twice	Rebounds	3, vs. Defiance, 12/20/24
3, twice	Assists	4, at N. Kentucky, 1/1/25
3, vs Boyce, 11/25/25	Steals	6, vs. Defiance, 12/20/24
-	Blocks	1, vs. Defiance, 12/20/24
3, three times	FG Made	6, vs. Defiance, 12/20/24
6, three times	FG Attempts	9, vs. Defiance, 12/20/24
1, four times	3-PT Made	4, vs. Defiance, 12/20/24
4, at Saint Louis, 11/21/25	3-PT Attempts	6, vs. Defiance, 12/20/24
5, vs Dominican (Ill.), 11/9/25	FT Made	5, vs Dominican (Ill.), 11/9/25
6, vs Boyce, 11/25/25	FT Attempts	6, twice

2025-26 GAME-BY-GAME

Opponent	Date	GS	MIN	Total		3-Pointers		Free throws		Rebounds				PF	A	TO	BLK	STL	PTS	AVG
				FG-FGA	PCT	3FG-3FGA	PCT	FT-FTA	PCT	OFF	DEF	TOT	AVG							
Dominican (IL)	11/09/2025		16:46	3-5	.600	1-2	.500	5-6	.833	0	2	2	2.0	3	3	0	0	2	12	12.0
at Western Mich.	11/12/2025		10:29	0-0	.000	0-0	.000	0-0	.000	0	0	0	1.0	1	1	0	0	0	0	6.0
Boyce	11/15/2025		20:39	3-6	.500	0-0	.000	4-6	.667	0	2	2	1.3	1	3	2	0	3	10	7.3
at Utah	11/18/2025		18:00	1-1	1.000	1-1	1.000	0-0	.000	0	0	0	1.0	1	0	2	0	0	3	6.3
at Saint Louis	11/21/2025		16:07	2-6	.333	1-4	.250	0-0	.000	0	1	1	1.0	0	1	1	0	0	5	6.0
Chicago St.	11/25/2025		16:26	0-0	.000	0-0	.000	1-2	.500	1	0	1	1.0	1	2	0	0	2	1	5.2
Holy Cross (IN)	11/28/2025		11:25	3-6	.500	1-3	.333	1-1	1.000	0	1	1	1.0	2	0	2	0	1	8	5.6
Eastern Mich.	12/10/2025		09:42	0-1	.000	0-0	.000	3-3	1.000	0	1	1	1.0	1	0	1	0	1	3	5.3
Totals		0	119:34	12-25	.480	4-10	.400	14-18	.778	1	7	8	1.0	10	10	8	0	9	42	5.3

Player Averages

Games Played	Minutes/ game	Points/ game	FG Pct	3FG Pct	FT Pct	Rebounds/ game	Assists/ game	Turnovers/ game	Assist/Turnover ratio	Steals/ game	Blocks/ game
8	14.9	5.3	48.0	40.0	77.8	1.0	1.3	1.0	1.3	1.1	0.0

'DON FACTS

- Brother James Morgan drafted by the NFL's New York Jets (2020, Round 4, Pick 125).
- Can play the guitar and the piano.

CAREER STATS

				Field Goals		3-Point		F-Throws		Rebounds				Scoring						
SEASON	TEAM	GP-GS	MIN/AVG	FG-FGA	FG%	3FG-3FGA	3FG%	FT-FTA	FT%	OFF	DEF	TOT	AVG	PF-FO	A	TO	BLK	STL	PTS	AVG
2023-24	Pur-FW	4-0	19/4.7	1-4	.250	0-1	.000	0-1	.000	0	0	0	0.0	5-0	2	0	0	0	2	0.5
2024-25	Pur-FW	25-0	176/7.1	13-31	.419	7-21	.333	2-3	.667	3	14	17	0.7	19-0	19	15	1	7	35	1.4
2025-26	Pur-FW	8-0	120/14.9	12-25	.480	4-10	.400	14-18	.778	1	7	8	1.0	10-0	10	8	0	9	42	5.3
TOTAL		37-0	315/8.5	26-60	.433	11-32	.344	16-22	.727	4	21	25	0.7	34-0	31	23	1	16	79	2.1



EJ
MOSLEY

Freshman | 6-0 | 175
Chicago, Ill.
St. Laurence HS/Romeoville HS

5

GUARD

CATEGORY	CAREER HIGH
Minutes	22, three times
Points	11, vs Dominican (Ill.), 11/9/25
Rebounds	3, twice
Assists	3, twice
Steals	5, vs Dominican (Ill.), 11/9/25
Blocks	1, vs Eastern Michigan, 12/10/25
FG Made	4, vs Dominican (Ill.), 11/9/25
FG Attempts	6, vs Dominican (Ill.), 11/9/25
3-PT Made	2, vs. Holy Cross (Ind.), 11/28/25
3-PT Attempts	3, twice
FT Made	2, three times
FT Attempts	3, vs Dominican (Ill.), 11/9/25

2025-26 GAME-BY-GAME

Opponent	Date	GS	MIN	Total		3-Pointers		Free throws		Rebounds				PF	A	TO	BLK	STL	PTS	AVG
				FG-FGA	PCT	3FG-3FGA	PCT	FT-FTA	PCT	OFF	DEF	TOT	AVG							
at Grand Canyon	11/03/2025		21:48	1-3	.333	1-2	.500	0-0	.000	0	3	3	3.0	1	3	1	0	2	3	3.0
at Ohio St.	11/07/2025		20:14	1-4	.250	1-2	.500	0-0	.000	0	0	0	1.5	1	0	0	0	0	3	3.0
Dominican (IL)	11/09/2025		22:37	4-6	.667	1-3	.333	2-3	.667	0	1	1	1.3	0	3	0	0	5	11	5.7
at Western Mich.	11/12/2025		12:23	0-2	.000	0-2	.000	2-2	1.000	0	1	1	1.3	0	2	0	0	0	2	4.8
Boyce	11/15/2025		20:48	1-2	.500	0-1	.000	1-2	.500	0	3	3	1.6	2	2	0	0	1	3	4.4
at Utah	11/18/2025		12:49	0-4	.000	0-2	.000	0-0	.000	0	2	2	1.7	0	2	0	0	0	0	3.7
at Saint Louis	11/21/2025		10:41	0-2	.000	0-2	.000	0-0	.000	0	0	0	1.4	0	0	1	0	0	0	3.1
Chicago St.	11/25/2025		07:03	0-1	.000	0-1	.000	2-2	1.000	0	0	0	1.3	1	0	1	0	0	2	3.0
Holy Cross (IN)	11/28/2025		22:23	3-5	.600	2-3	.667	0-1	.000	0	2	2	1.3	1	2	0	0	0	8	3.6
at Oakland	12/03/2025		13:53	1-1	1.000	1-1	1.000	0-0	.000	0	1	1	1.3	2	2	1	0	0	3	3.5
Northern Ky.	12/06/2025		14:40	1-1	1.000	0-0	.000	0-0	.000	0	0	0	1.2	0	2	1	0	0	2	3.4
Eastern Mich.	12/10/2025		16:34	2-3	.667	1-2	.500	0-0	.000	0	1	1	1.2	1	0	0	1	0	5	3.5
Detroit Mercy	12/14/2025		19:52	0-3	.000	0-2	.000	0-2	.000	0	0	0	1.1	1	2	1	0	0	0	3.2
Totals		0	215:46	14-37	.378	7-23	.304	7-12	.583	0	14	14	1.1	10	20	6	1	8	42	3.2

Player Averages

Games Played	Minutes/ game	Points/ game	FG Pct	3FG Pct	FT Pct	Rebounds/ game	Assists/ game	Turnovers/ game	Assist/Turnover ratio	Steals/ game	Blocks/ game
13	16.6	3.2	37.8	30.4	58.3	1.1	1.5	0.5	3.3	0.6	0.1

'DON FACT

- Says his dad's jerk alfredo pastais his favorite homemade meal.

CAREER STATS

				Field Goals		3-Point		F-Throws		Rebounds									Scoring	
SEASON	TEAM	GP-GS	MIN/AVG	FG-FGA	FG%	3FG-3FGA	3FG%	FT-FTA	FT%	OFF	DEF	TOT	AVG	PF-FO	A	TO	BLK	STL	PTS	AVG
2025-26	Pur-FW	13-0	216/16.6	14-37	.378	7-23	.304	7-12	.583	0	14	14	1.1	10-0	20	6	1	8	42	3.2
TOTAL		13-0	216/16.6	14-37	.378	7-23	.304	7-12	.583	0	14	14	1.1	10-0	20	6	1	8	42	3.2



9

DEANDRE
CRAIG JR.

Junior | 6-0 | 180
Chicago, Ill.
Mount Carmel HS
Denver

GUARD

2025-26 HIGH	CATEGORY	CAREER HIGH
33, twice	Minutes	40, at Portland, 12/1/24
22, at Oakland, 12/3/25	Points	22, twice
7, at WMU	Rebounds	9, at Oral Roberts, 1/23/25
7, at Utah, 11/18/25	Assists	7, twice
3, twice	Steals	5, at South Alabama 11/17/23
-	Blocks	1, twice
7, four times	FG Made	9, twice
16, at WMU	FG Attempts	18, 3 times
5, at Oakland, 12/3/25	3-PT Made	5, at Oakland, 12/3/25
8, twice	3-PT Attempts	8, three times
7, at Ohio State, 11/7/25	FT Made	9, vs Nicholls, 11/15/23
7, twice	FT Attempts	10, vs Nicholls, 11/15/23

2025-26 GAME-BY-GAME

Opponent	Date	GS	MIN	Total		3-Pointers		Free throws		Rebounds				PF	A	TO	BLK	STL	PTS	AVG
				FG-FGA	PCT	3FG-3FGA	PCT	FT-FTA	PCT	OFF	DEF	TOT	AVG							
at Grand Canyon	11/03/2025	*	27:32	7-12	.583	1-2	.500	3-4	.750	2	0	2	2.0	2	0	1	0	3	18	18.0
at Ohio St.	11/07/2025	*	25:16	5-11	.455	1-4	.250	7-7	1.000	0	3	3	2.5	4	2	1	0	1	18	18.0
Dominican (IL)	11/09/2025	*	20:16	7-8	.875	2-2	1.000	0-0	.000	0	2	2	2.3	1	2	1	0	3	16	17.3
at Western Mich.	11/12/2025	*	32:48	4-16	.250	2-8	.250	0-0	.000	1	6	7	3.5	2	6	0	0	1	10	15.5
Boyce	11/15/2025	*	21:10	7-12	.583	2-4	.500	2-2	1.000	2	4	6	4.0	1	0	2	0	2	18	16.0
at Utah	11/18/2025	*	28:17	5-11	.455	2-5	.400	3-4	.750	0	4	4	4.0	4	7	2	0	2	15	15.8
at Saint Louis	11/21/2025	*	29:26	5-12	.417	1-7	.143	2-3	.667	1	3	4	4.0	0	3	2	0	1	13	15.4
Chicago St.	11/25/2025	*	30:04	2-8	.250	1-5	.200	2-2	1.000	0	0	0	3.5	3	3	1	0	1	7	14.4
Holy Cross (IN)	11/28/2025	*	23:28	7-8	.875	2-3	.667	2-2	1.000	0	3	3	3.4	0	1	2	0	1	18	14.8
at Oakland	12/03/2025	*	32:48	6-15	.400	5-8	.625	5-7	.714	0	4	4	3.5	3	5	0	0	2	22	15.5
Northern Ky.	12/06/2025	*	32:27	5-11	.455	3-5	.600	3-4	.750	1	3	4	3.5	2	0	0	0	1	16	15.5
Eastern Mich.	12/10/2025	*	29:57	5-11	.455	0-1	.000	5-6	.833	2	2	4	3.6	4	4	1	0	2	15	15.5
Detroit Mercy	12/14/2025	*	29:29	5-8	.625	2-3	.667	4-5	.800	0	6	6	3.8	3	3	1	0	2	16	15.5
Totals		13	362:58	70-143	.490	24-57	.421	38-46	.826	9	40	49	3.8	29	36	14	0	22	202	15.5

Player Averages


Games Played	Minutes/game	Points/game	FG Pct	3FG Pct	FT Pct	Rebounds/game	Assists/game	Turnovers/game	Assist/Turnover ratio	Steals/game	Blocks/game
13	27.9	15.5	49.0	42.1	82.6	3.8	2.8	1.1	2.6	1.7	0.0

'DON FACT

• Enjoys watching anime. His favorite is Attack on Titan.

CAREER STATS

				Field Goals		3-Point		F-Throws		Rebounds									Scoring	
SEASON	TEAM	GP-GS	MIN/AVG	FG-FGA	FG%	3FG-3FGA	3FG%	FT-FTA	FT%	OFF	DEF	TOT	AVG	PF-FO	A	TO	BLK	STL	PTS	AVG
2023-24	Denver	34-4	795/23.4	83-213	.390	26-88	.295	34-59	.576	19	71	90	2.6	73-2	85	40	0	35	226	6.6
2024-25	Denver	29-29	864/29.8	155-314	.494	38-98	.388	44-57	.772	22	84	106	3.7	79-2	78	63	2	36	392	13.5
2025-26	Pur-FW	13-13	363/27.9	70-143	.490	24-57	.421	38-46	.826	9	40	49	3.8	29-0	36	14	0	22	202	15.5
TOTAL FOR Pur-FW		13-13	363/27.9	70-143	.490	24-57	.421	38-46	.826	9	40	49	3.8	29-0	36	14	0	22	202	15.5
TOTAL		76-46	2023/26.6	308-670	.460	88-243	.362	116-162	.716	50	195	245	3.2	181-4	199	117	2	93	820	10.8



COREY
HADNOT II

10

Junior | 6-3 | 175
Atlanta, Ga.
Cypress Creek HS

GUARD

2025-26 HIGH	CATEGORY	CAREER HIGH
38, at Oakland, 12/3/25	Minutes	38, at Oakland, 12/3/25
33, at Oakland, 12/3/25	Points	33, at Oakland, 12/3/25
8, twice	Rebounds	8, t
6, at GCU, 11/3/25	Assists	6, at GCU, 11/3/25
6, at Ohio State, 11/7/25	Steals	6, at Ohio State, 11/7/25
2, at Utah, 11/18/25	Blocks	2, twice
12, at Oakland, 12/3/25	FG Made	12, at Oakland, 12/3/25
22, at WMU, 11/12/25	FG Attempts	22, at WMU, 11/12/25
4, twice	3-PT Made	5, twice
10, at WMU, 11/12/25	3-PT Attempts	10, at WMU, 11/12/25
6, twice	FT Made	6, twice
8, vs. Detroit Mercy, 12/14/25	FT Attempts	8, vs. Detroit Mercy, 12/14/25

2025-26 GAME-BY-GAME

Opponent	Date	GS	MIN	Total		3-Pointers		Free throws		Rebounds				PF	A	TO	BLK	STL	PTS	AVG
				FG-FGA	PCT	3FG-3FGA	PCT	FT-FTA	PCT	OFF	DEF	TOT	AVG							
at Grand Canyon	11/03/2025	*	36:53	7-13	.538	2-5	.400	0-0	.000	0	4	4	4.0	2	6	2	0	1	16	16.0
at Ohio St.	11/07/2025	*	33:30	2-9	.222	0-2	.000	1-2	.500	0	1	1	2.5	3	2	3	0	6	5	10.5
Dominican (IL)	11/09/2025	*	19:47	10-12	.833	3-4	.750	3-4	.750	0	6	6	3.7	1	4	1	0	1	26	15.7
at Western Mich.	11/12/2025	*	33:07	11-22	.500	4-10	.400	6-7	.857	0	1	1	3.0	2	0	4	1	4	32	19.8
Boyce	11/15/2025	*	20:22	7-11	.636	0-1	.000	4-4	1.000	0	6	6	3.6	1	3	1	0	1	18	19.4
at Utah	11/18/2025	*	31:16	8-16	.500	2-5	.400	2-2	1.000	0	1	1	3.2	0	1	2	2	1	20	19.5
at Saint Louis	11/21/2025	*	22:45	1-8	.125	0-4	.000	1-2	.500	0	2	2	3.0	5	4	0	0	1	3	17.1
Chicago St.	11/25/2025	*	33:32	11-12	.917	3-4	.750	3-4	.750	0	4	4	3.1	1	4	2	0	3	28	18.5
Holy Cross (IN)	11/28/2025	*	20:54	7-11	.636	0-2	.000	0-0	.000	2	6	8	3.7	0	2	1	1	2	14	18.0
at Oakland	12/03/2025	*	37:36	12-19	.632	4-9	.444	5-5	1.000	1	5	6	3.9	1	2	1	0	4	33	19.5
Northern Ky.	12/06/2025	*	35:58	8-14	.571	2-3	.667	7-13	.538	1	3	4	3.9	1	4	3	1	4	25	20.0
Eastern Mich.	12/10/2025	*	33:38	11-17	.647	0-1	.000	6-6	1.000	0	6	6	4.1	1	1	0	0	2	28	20.7
Detroit Mercy	12/14/2025	*	36:27	6-14	.429	0-5	.000	3-8	.375	1	7	8	4.4	2	3	0	0	1	15	20.2
Totals			13 395:45	101-178	.567	20-55	.364	41-57	.719	5	52	57	4.4	20	36	20	5	31	263	20.2

Player Averages

Games Played	Minutes/game	Points/game	FG Pct	3FG Pct	FT Pct	Rebounds/game	Assists/game	Turnovers/game	Assist/Turnover ratio	Steals/game	Blocks/game
13	30.4	20.2	56.7	36.4	71.9	4.4	2.8	1.5	1.8	2.4	0.4

'DON FACT


- Considers soccer his first sport, playing until he was six years old.

CAREER AWARDS

- 2023-24 Horizon League All-Freshman Team
- 5x Horizon League Freshman of the Week (Nov. 13, 2023, Nov. 20, 2023, Nov. 27, 2023, Jan. 2, 2024 & Jan. 8, 2024)
- 2025 Preseason All-Horizon League Second Team
- Horizon League Player of the Week (Nov. 17, 2025)

CAREER STATS

				Field Goals		3-Point		F-Throws		Rebounds											Scoring	
SEASON	TEAM	GP-GS	MIN/AVG	FG-FGA	FG%	3FG-3FGA	3FG%	FT-FTA	FT%	OFF	DEF	TOT	AVG	PF-FO	A	TO	BLK	STL			PTS	AVG
2023-24	Pur-FW	36-0	642/17.8	83-203	.409	24-96	.250	33-48	.688	11	47	58	1.6	54-0	53	32	7	19	223	6.2		
2024-25	Pur-FW	32-2	717/22.4	103-231	.446	38-97	.392	45-56	.804	8	49	57	1.8	44-0	50	28	8	38	289	9.0		
2025-26	Pur-FW	13-13	396/30.4	101-178	.567	20-55	.364	41-57	.719	5	52	57	4.4	20-1	36	20	5	31	263	20.2		
TOTAL		81-15	1755/21.7	287-612	.469	82-248	.331	119-161	.739	24	148	172	2.1	118-1	139	80	20	88	775	9.6		



11

MAXIMUS NELSON

Senior | 6-8 | 215
Appleton, Wis.
Appleton HS
Valparaiso

FORWARD

2025-26 HIGH	CATEGORY	CAREER HIGH
30, vs. Detroit Mercy, 12/14/25	Minutes	44, vs. Drake, 2/4/23
12, vs. Holy Cross (Ind.), 11/28/25	Points	18, vs. Drake, 2/4/23
4, four times	Rebounds	9, twice
2, twice	Assists	3, vs. Robert Morris, 3/2/24
2, at Utah, 11/18/25	Steals	2, three times
-	Blocks	1, 13 times
4, vs. Holy Cross (Ind.), 11/28/25	FG Made	6, twice
12, at Oakland, 12/3/25	FG Attempts	12, at Oakland, 12/3/25
4, vs. Holy Cross (Ind.), 11/28/25	3-PT Made	6, vs. Drake, 2/4/23
11, at Oakland, 12/3/25	3-PT Attempts	11, twice
2, twice	FT Made	4, vs. Robert Morris, 12/8/24
3, vs Eastern Michigan, 12/10/25	FT Attempts	5, vs. Robert Morris, 12/8/24

2025-26 GAME-BY-GAME

Opponent	Date	GS	MIN	Total		3-Pointers		Free throws		Rebounds				PF	A	TO	BLK	STL	PTS	AVG
				FG-FGA	PCT	3FG-3FGA	PCT	FT-FTA	PCT	OFF	DEF	TOT	AVG							
at Grand Canyon	11/03/2025	*	24:39	2-9	.222	2-9	.222	0-0	.000	0	1	1	1.0	2	0	1	0	1	6	6.0
at Ohio St.	11/07/2025	*	23:47	1-4	.250	1-4	.250	0-0	.000	0	1	1	1.0	1	0	0	0	0	3	4.5
Dominican (IL)	11/09/2025	*	17:26	1-3	.333	1-3	.333	2-2	1.000	0	4	4	2.0	0	2	0	0	0	5	4.7
at Western Mich.	11/12/2025	*	23:05	2-10	.200	2-8	.250	0-0	.000	1	3	4	2.5	1	1	1	0	1	6	5.0
Boyce	11/15/2025	*	17:47	3-8	.375	0-4	.000	1-2	.500	2	1	3	2.6	0	0	0	0	0	7	5.4
at Utah	11/18/2025	*	19:43	2-7	.286	2-7	.286	0-0	.000	0	1	1	2.3	2	0	1	0	2	6	5.5
at Saint Louis	11/21/2025	*	27:52	2-5	.400	2-5	.400	0-0	.000	1	0	1	2.1	2	1	0	0	1	6	5.6
Chicago St.	11/25/2025	*	24:11	2-4	.500	2-4	.500	0-0	.000	0	4	4	2.4	0	2	0	0	0	6	5.6
Holy Cross (IN)	11/28/2025	*	16:19	4-6	.667	4-6	.667	0-0	.000	0	2	2	2.3	2	0	0	0	0	12	6.3
at Oakland	12/03/2025	*	28:21	3-12	.250	3-11	.273	0-0	.000	0	3	3	2.4	3	1	1	0	0	9	6.6
Northern Ky.	12/06/2025	*	26:24	2-4	.500	2-4	.500	0-0	.000	0	2	2	2.4	4	0	2	0	0	6	6.5
Eastern Mich.	12/10/2025	*	28:36	2-5	.400	2-5	.400	2-3	.667	0	4	4	2.5	2	1	1	0	1	8	6.7
Detroit Mercy	12/14/2025	*	29:41	3-5	.600	3-5	.600	0-0	.000	1	2	3	2.5	4	1	0	0	0	9	6.8
Totals		13	307:52	29-82	.354	26-75	.347	5-7	.714	5	28	33	2.5	23	9	7	0	6	89	6.8

Player Averages


Games Played	Minutes/ game	Points/ game	FG Pct	3FG Pct	FT Pct	Rebounds/ game	Assists/ game	Turnovers/ game	Assist/Turnover ratio	Steals/ game	Blocks/ game
13	23.7	6.8	35.4	34.7	71.4	2.5	0.7	0.5	1.3	0.5	0.0

'DON FACT

• Coached by his mother in basketball up until sixth grade.

CAREER STATS

				Field Goals		3-Point		F-Throws		Rebounds				Scoring						
SEASON	TEAM	GP-GS	MIN/AVG	FG-FGA	FG%	3FG-3FGA	3FG%	FT-FTA	FT%	OFF	DEF	TOT	AVG	PF-FO	A	TO	BLK	STL	PTS	AVG
2022-23	VALPO	31-22	561/18.1	50-134	.373	38-111	.342	6-6	1.000	13	88	101	3.3	63-3	8	23	4	6	144	4.6
2023-24	Pur-FW	36-0	663/18.4	77-195	.395	67-178	.376	6-7	.857	15	67	82	2.3	97-5	18	12	6	13	227	6.3
2024-25	Pur-FW	32-32	739/23.1	76-187	.406	71-176	.403	10-13	.769	13	57	70	2.2	65-0	16	15	5	8	233	7.3
2025-26	Pur-FW	13-13	308/23.7	29-82	.354	26-75	.347	5-7	.714	5	28	33	2.5	23-0	9	7	0	6	89	6.8
TOTAL FOR Pur-FW		81-45	1709/21.1	182-464	.392	164-429	.382	21-27	.778	33	152	185	2.3	185-5	43	34	11	27	549	6.8
TOTAL		112-67	2271/20.3	232-598	.388	202-540	.374	27-33	.818	46	240	286	2.6	248-8	51	57	15	33	693	6.2



DEANGELO
ELISEE

Graduate | 6-9 | 260
Nassau, Bahamas
North Florida Educational Institute
Triton College

FORWARD

13

2025-26 HIGH	CATEGORY	CAREER HIGH
17, vs. Holy Cross (Ind.), 11/28/25	Minutes	22, vs. Milwaukee, 1/9/25
6, three times	Points	7, at Green Bay, 12/29/24
4, twice	Rebounds	6, twice
3, vs Dominican (Ill.), 11/9/25	Assists	3, vs Dominican (Ill.), 11/9/25
1, at GCU, 11/3/25	Steals	1, six times
4, vs. Holy Cross (Ind.), 11/28/25	Blocks	4, vs. Holy Cross (Ind.), 11/28/25
3, three times	FG Made	3, four times
4, twice	FG Attempts	5, at Green Bay, 12/29/24
-	3-PT Made	1, twice
1, at Ohio State, 11/7/25	3-PT Attempts	1, twice
1, vs Boyce, 11/25/25	FT Made	4, vs. Beth.-Cookman, 11/12/24
2, vs Boyce, 11/25/25	FT Attempts	4, vs. Beth.-Cookman, 11/12/24

2025-26 GAME-BY-GAME

Opponent	Date	GS	MIN	Total		3-Pointers		Free throws		Rebounds				PF	A	TO	BLK	STL	PTS	AVG
				FG-FGA	PCT	3FG-3FGA	PCT	FT-FTA	PCT	OFF	DEF	TOT	AVG							
at Grand Canyon	11/03/2025		11:35	2-3	.667	0-0	.000	0-0	.000	1	2	3	3.0	3	0	2	0	1	4	4.0
at Ohio St.	11/07/2025		08:06	0-1	.000	0-1	.000	0-0	.000	0	1	1	2.0	3	0	2	0	0	0	2.0
Dominican (IL)	11/09/2025		13:51	3-3	1.000	0-0	.000	0-0	.000	1	0	1	1.7	1	3	0	1	0	6	3.3
at Western Mich.	11/12/2025		07:13	0-0	.000	0-0	.000	0-0	.000	2	0	2	1.8	3	0	0	0	0	0	2.5
Boyce	11/15/2025		14:03	2-2	1.000	0-0	.000	1-2	.500	2	2	4	2.2	1	0	1	1	0	5	3.0
at Utah	11/18/2025		14:13	3-4	.750	0-0	.000	0-0	.000	1	0	1	2.0	3	0	0	1	0	6	3.5
at Saint Louis	11/21/2025		06:02	0-0	.000	0-0	.000	0-0	.000	0	0	0	1.7	2	0	0	1	0	0	3.0
Chicago St.	11/25/2025		11:52	1-3	.333	0-0	.000	0-0	.000	3	1	4	2.0	1	0	1	1	0	2	2.9
Holy Cross (IN)	11/28/2025		17:16	0-0	.000	0-0	.000	0-0	.000	2	0	2	2.0	1	1	1	4	0	0	2.6
at Oakland	12/03/2025		11:17	2-2	1.000	0-0	.000	0-0	.000	1	2	3	2.1	1	0	2	1	0	4	2.7
Northern Ky.	12/06/2025		11:13	2-2	1.000	0-0	.000	0-1	.000	0	2	2	2.1	2	0	1	1	0	4	2.8
Eastern Mich.	12/10/2025		08:43	0-0	.000	0-0	.000	0-0	.000	1	1	2	2.1	4	1	0	1	0	0	2.6
Detroit Mercy	12/14/2025		14:36	3-4	.750	0-0	.000	0-0	.000	0	1	1	2.0	0	0	0	2	0	6	2.8
Totals		0	150:00	18-24	.750	0-1	.000	1-3	.333	14	12	26	2.0	25	5	10	14	1	37	2.8

Player Averages


Games Played	Minutes/game	Points/game	FG Pct	3FG Pct	FT Pct	Rebounds/game	Assists/game	Turnovers/game	Assist/Turnover ratio	Steals/game	Blocks/game
13	11.5	2.8	75.0	0.0	33.3	2.0	0.4	0.8	0.5	0.1	1.1

'DON FACT

• Can play the guitar, picking it up from his brothers. Both of his older brothers play the bass guitar.

CAREER STATS

				Field Goals		3-Point		F-Throws		Rebounds				Scoring						
SEASON	TEAM	GP-GS	MIN/AVG	FG-FGA	FG%	3FG-3FGA	3FG%	FT-FTA	FT%	OFF	DEF	TOT	AVG	PF-FO	A	TO	BLK	STL	PTS	AVG
2023-24	Pur-FW	3-0	7/2.3	1-2	.500	0-0	.000	0-0	.000	0	0	0	0.0	1-0	0	0	0	0	2	0.7
2024-25	Pur-FW	31-8	273/8.8	24-33	.727	2-2	1.000	10-17	.588	24	37	61	2.0	46-0	3	11	15	6	60	1.9
2025-26	Pur-FW	13-0	150/11.5	18-24	.750	0-1	.000	1-3	.333	14	12	26	2.0	25-0	5	10	14	1	37	2.8
TOTAL		47-8	430/9.1	43-59	.729	2-3	.667	11-20	.550	38	49	87	1.9	72-0	8	21	29	7	99	2.1



YUVAL
LEVIN

Freshman | 6-8 | 215
Haifa, Israel
Kiryat Ata

15

FORWARD

CATEGORY	CAREER HIGH
Minutes	20, twice
Points	10, vs Dominican (Ill.), 11/9/25
Rebounds	6, twice
Assists	3, vs Dominican (Ill.), 11/9/25
Steals	2, three times
Blocks	2, vs Boyce, 11/15/25
FG Made	5, vs Boyce, 11/15/25
FG Attempts	10, vs. Holy Cross (Ind.), 11/28/25
3-PT Made	1, five times
3-PT Attempts	5, vs. Holy Cross (Ind.), 11/28/25
FT Made	2, four times
FT Attempts	2, five times

2025-26 GAME-BY-GAME

Opponent	Date	GS	MIN	Total		3-Pointers		Free throws		Rebounds				PF	A	TO	BLK	STL	PTS	AVG
				FG-FGA	PCT	3FG-3FGA	PCT	FT-FTA	PCT	OFF	DEF	TOT	AVG							
at Grand Canyon	11/03/2025		05:01	0-2	.000	0-1	.000	0-0	.000	0	0	0	0.0	0	0	1	0	0	0	0.0
at Ohio St.	11/07/2025		13:20	2-6	.333	0-3	.000	0-2	.000	2	1	3	1.5	1	1	2	0	2	4	2.0
Dominican (IL)	11/09/2025		19:53	4-5	.800	0-0	.000	2-2	1.000	1	5	6	3.0	3	3	3	0	2	10	4.7
at Western Mich.	11/12/2025		08:52	1-3	.333	0-2	.000	0-0	.000	1	2	3	3.0	1	0	0	0	0	2	4.0
Boyce	11/15/2025		16:34	5-7	.714	1-2	.500	2-2	1.000	2	3	5	3.4	2	2	0	2	0	13	5.8
at Utah	11/18/2025		05:03	0-0	.000	0-0	.000	0-0	.000	1	0	1	3.0	0	0	0	0	1	0	4.8
at Saint Louis	11/21/2025		13:29	2-6	.333	1-3	.333	2-2	1.000	1	2	3	3.0	3	0	1	0	2	7	5.1
Chicago St.	11/25/2025		10:10	1-1	1.000	1-1	1.000	2-2	1.000	0	1	1	2.8	2	1	1	0	0	5	5.1
Holy Cross (IN)	11/28/2025		19:05	4-10	.400	1-5	.200	0-0	.000	1	5	6	3.1	0	1	1	0	1	9	5.6
at Oakland	12/03/2025		02:34	0-0	.000	0-0	.000	0-2	.000	0	0	0	2.8	0	0	1	0	0	0	5.0
Northern Ky.	12/06/2025		06:03	1-1	1.000	0-0	.000	0-0	.000	0	1	1	2.6	2	1	1	0	1	2	4.7
Eastern Mich.	12/10/2025		05:30	1-3	.333	1-1	1.000	0-0	.000	0	1	1	2.5	0	2	0	0	1	3	4.6
Detroit Mercy	12/14/2025		01:47	0-0	.000	0-0	.000	0-0	.000	0	0	0	2.3	0	0	0	0	0	0	4.2
Totals		0	127:21	21-44	.477	5-18	.278	8-12	.667	9	21	30	2.3	14	11	11	2	10	55	4.2

Player Averages

Games Played	Minutes/ game	Points/ game	FG Pct	3FG Pct	FT Pct	Rebounds/ game	Assists/ game	Turnovers/ game	Assist/Turnover ratio	Steals/ game	Blocks/ game
13	9.8	4.2	47.7	27.8	66.7	2.3	0.8	0.8	1.0	0.8	0.2

'DON FACT

- His mom introduced him to basketball when he was four years old.

CAREER STATS

				Field Goals		3-Point		F-Throws		Rebounds									Scoring	
SEASON	TEAM	GP-GS	MIN/AVG	FG-FGA	FG%	3FG-3FGA	3FG%	FT-FTA	FT%	OFF	DEF	TOT	AVG	PF-FO	A	TO	BLK	STL	PTS	AVG
2025-26	Pur-FW	13-0	127/9.8	21-44	.477	5-18	.278	8-12	.667	9	21	30	2.3	14-0	11	11	2	10	55	4.2
TOTAL		13-0	127/9.8	21-44	.477	5-18	.278	8-12	.667	9	21	30	2.3	14-0	11	11	2	10	55	4.2



MASON
SHROUT

RS Freshman | 6-5 | 180
Camden, Ohio
Preble Shawnee HS

GUARD

24

CATEGORY	CAREER HIGH
Minutes	17, vs Dominican (Ill.), 11/9/25
Points	15, vs Dominican (Ill.), 11/9/25
Rebounds	2, three times
Assists	3, vs Dominican (Ill.), 11/9/25
Steals	3, vs Boyce, 11/25/25
Blocks	-
FG Made	5, twice
FG Attempts	10, vs Dominican (Ill.), 11/9/25
3-PT Made	4, vs Boyce, 11/25/25
3-PT Attempts	8, vs Dominican (Ill.), 11/9/25
FT Made	2, four times
FT Attempts	3, vs Dominican (Ill.), 11/9/25

2025-26 GAME-BY-GAME

Opponent	Date	GS	MIN	Total		3-Pointers		Free throws		Rebounds				PF	A	TO	BLK	STL	PTS	AVG
				FG-FGA	PCT	3FG-3FGA	PCT	FT-FTA	PCT	OFF	DEF	TOT	AVG							
at Grand Canyon	11/03/2025		01:03	0-0	.000	0-0	.000	2-2	1.000	0	0	0	0.0	0	0	0	0	0	2	2.0
at Ohio St.	11/07/2025		03:55	0-1	.000	0-1	.000	2-2	1.000	1	0	1	0.5	0	0	0	0	0	2	2.0
Dominican (IL)	11/09/2025		17:01	5-10	.500	3-8	.375	2-3	.667	1	1	2	1.0	1	3	0	0	2	15	6.3
Boyce	11/15/2025		14:52	5-9	.556	4-7	.571	2-2	1.000	0	2	2	1.3	2	0	1	0	3	16	8.8
at Utah	11/18/2025		01:50	0-0	.000	0-0	.000	0-0	.000	0	0	0	1.0	1	0	0	0	0	0	7.0
at Saint Louis	11/21/2025		04:52	0-0	.000	0-0	.000	0-0	.000	0	0	0	0.8	0	1	1	0	0	0	5.8
Holy Cross (IN)	11/28/2025		15:51	3-5	.600	2-4	.500	0-0	.000	0	2	2	1.0	1	1	1	0	0	8	6.1
at Oakland	12/03/2025		01:21	0-2	.000	0-2	.000	0-0	.000	0	0	0	0.9	1	0	0	0	0	0	5.4
Northern Ky.	12/06/2025		03:36	1-3	.333	0-2	.000	0-0	.000	0	0	0	0.8	0	0	0	0	0	2	5.0
Totals		0	64:22	14-30	.467	9-24	.375	8-9	.889	2	5	7	0.8	6	5	3	0	5	45	5.0

Player Averages

Games Played	Minutes/game	Points/game	FG Pct	3FG Pct	FT Pct	Rebounds/game	Assists/game	Turnovers/game	Assist/Turnover ratio	Steals/game	Blocks/game
9	7.2	5.0	46.7	37.5	88.9	0.8	0.6	0.3	1.7	0.6	0.0

'DON FACT

• Member of the National Honor Society in high school.

CAREER STATS

				Field Goals		3-Point		F-Throws		Rebounds				Scoring						
SEASON	TEAM	GP-GS	MIN/AVG	FG-FGA	FG%	3FG-3FGA	3FG%	FT-FTA	FT%	OFF	DEF	TOT	AVG	PF-FO	A	TO	BLK	STL	PTS	AVG
2025-26	Pur-FW	9-0	64/7.2	14-30	.467	9-24	.375	8-9	.889	2	5	7	0.8	6-0	5	3	0	5	45	5.0
TOTAL		9-0	64/7.2	14-30	.467	9-24	.375	8-9	.889	2	5	7	0.8	6-0	5	3	0	5	45	5.0



34

DARIUS
DUFFY

Graduate | 6-8 | 230
Murray, Ky.
Murray HS
Milwaukee/Ranger/Kaskaskia

FORWARD

2025-26 HIGH	CATEGORY	CAREER HIGH
29, at WMU, 11/12/25	Minutes	33, twice
10, at Ohio State, 11/7/25	Points	15, vs. Portland St., 11/22/24
10, at WMU, 11/12/25	Rebounds	10, three times
3, vs. Chicago State, 11/25/25	Assists	3, vs. Chicago State, 11/25/25
2, twice	Steals	3, twice
5, at WMU, 11/12/25	Blocks	5, three times
5, at Ohio State, 11/7/25	FG Made	7, vs. Portland St., 11/22/24
5, at Ohio State, 11/7/25	FG Attempts	8, vs. Portland St., 11/22/24
-	3-PT Made	-
1, vs. Dominican (Ill.), 11/9/25	3-PT Attempts	1, vs. Dominican (Ill.), 11/9/25
3, at Oakland, 12/3/25	FT Made	3, twice
6, at Oakland, 12/3/25	FT Attempts	8, vs. Chattanooga, 12/22/23

2025-26 GAME-BY-GAME

Opponent	Date	GS	MIN	Total		3-Pointers		Free throws		Rebounds				PF	A				PTS	AVG
				FG-FGA	PCT	3FG-3FGA	PCT	FT-FTA	PCT	OFF	DEF	TOT	AVG			TO	BLK	STL		
at Grand Canyon	11/03/2025	*	25:41	2-2	1.000	0-0	.000	0-0	.000	1	2	3	3.0	2	1	1	1	1	4	4.0
at Ohio St.	11/07/2025	*	23:09	5-5	1.000	0-0	.000	0-2	.000	1	0	1	2.0	0	0	0	2	0	10	7.0
Dominican (IL)	11/09/2025	*	12:08	3-7	.429	0-1	.000	0-0	.000	4	1	5	3.0	2	0	0	1	1	6	6.7
at Western Mich. Boyce	11/12/2025	*	29:09	3-4	.750	0-0	.000	1-4	.250	7	3	10	4.8	1	2	0	5	1	7	6.8
at Utah	11/15/2025	*	14:51	4-6	.667	0-0	.000	0-4	.000	4	4	8	5.4	1	0	0	0	0	8	7.0
at Utah	11/18/2025	*	22:54	3-3	1.000	0-0	.000	1-2	.500	5	1	6	5.5	3	0	2	0	0	7	7.0
at Saint Louis	11/21/2025	*	21:08	3-4	.750	0-0	.000	0-1	.000	4	1	5	5.4	2	0	0	0	1	6	6.9
Chicago St.	11/25/2025	*	26:22	3-5	.600	0-0	.000	1-2	.500	2	3	5	5.4	0	3	1	3	2	7	6.9
Holy Cross (IN)	11/28/2025	*	13:35	1-2	.500	0-0	.000	0-0	.000	0	3	3	5.1	0	1	0	1	0	2	6.3
at Oakland	12/03/2025	*	28:28	2-2	1.000	0-0	.000	3-6	.500	2	2	4	5.0	4	1	0	2	2	7	6.4
Northern Ky.	12/06/2025	*	28:09	3-5	.600	0-0	.000	0-0	.000	4	4	8	5.3	2	1	4	2	3	6	6.4
Eastern Mich.	12/10/2025	*	26:17	2-4	.500	0-0	.000	1-2	.500	2	4	6	5.3	1	0	0	2	0	5	6.3
Detroit Mercy	12/14/2025	*	25:22	3-6	.500	0-0	.000	1-5	.200	4	1	5	5.3	2	2	0	0	1	7	6.3
Totals		13	297:13	37-55	.673	0-1	.000	8-28	.286	40	29	69	5.3	20	11	8	19	12	82	6.3

Player Averages

Games Played	Minutes/game	Points/game	FG Pct	3FG Pct	FT Pct	Rebounds/game	Assists/game	Turnovers/game	Assist/Turnover ratio	Steals/game	Blocks/game
13	22.9	6.3	67.3	0.0	28.6	5.3	0.8	0.6	1.4	0.9	1.5

'DON FACT

• Enjoys swimming, tennis and bowling.

CAREER STATS

				Field Goals		3-Point		F-Throws		Rebounds				Scoring						
SEASON	TEAM	GP-GS	MIN/AVG	FG-FGA	FG%	3FG-3FGA	3FG%	FT-FTA	FT%	OFF	DEF	TOT	AVG	PF-FO	A	TO	BLK	STL	PTS	AVG
2023-24	MKE	25-17	459/18.4	39-54	.722	0-0	.000	11-35	.314	44	43	87	3.5	39-0	15	12	32	14	89	3.6
2024-25	MKE	32-16	516/16.1	45-55	.818	0-0	.000	7-21	.333	45	33	78	2.4	43-1	7	15	25	14	97	3.0
2025-26	Pur-FW	13-13	297/22.9	37-55	.673	0-1	.000	8-28	.286	40	29	69	5.3	20-0	11	8	19	12	82	6.3
TOTAL FOR Pur-FW		13-13	297/22.9	37-55	.673	0-1	.000	8-28	.286	40	29	69	5.3	20-0	11	8	19	12	82	6.3
TOTAL		70-46	1273/18.2	121-164	.738	0-1	.000	26-84	.310	129	105	234	3.3	102-1	33	35	76	40	268	3.8

LEAD / DEFICIT COMPARISON

	Largest Lead	Largest Deficit	Total Leading	Total Tied	Total Trailing	Final
BALL STATE (EXH.)	18 (64-46, 2nd)	-	39:19	:41	-	W, 84-70
at GCU	2 (2-0, 1st)	24 (47-23, 2nd)	:12	:34	39:14	L, 90-71
at Ohio State	-	26 (94-68, 2nd)	-	:24	39:36	L, 94-68
DOMINICAN (ILL.)	85 (137-52, 2nd)	-	39:14	:46	-	W, 137-56
at Western Michigan	13 (37-24, 1st)	16 (74-58, 2nd)	19:49	2:03	18:08	L, 83-71
BOYCE	52 (118-66, 2nd)	-	39:25	:35	-	W, 118-68
at Utah	2 (2-0, 1st)	16 (48-32, 2nd)	:47	:28	38:45	L, 85-77
at Saint Louis	-	35 (70-35, 2nd)	-	1:08	38:52	L, 91-60
CHICAGO STATE	16 (88-72, 2nd)	6 (27-21, 1st)	24:24	4:20	11:16	W, 90-77
HOLY CROSS (IND.)	33 (92-59, 2nd)	1 (3-2, 1st)	39:11	:18	:31	W, 92-59
at Oakland	1 (14-13, 1st)	18 (82-64, 2nd)	:06	3:12	36:42	L, 101-92
N. KENTUCKY	8 (58-50, 2nd)	5 (44-29, 2nd)	15:52	2:50	21:37	W, 79-77
E. MICHIGAN	26 (59-33, 2nd)	1 (14-13, 1st)	37:51	1:02	1:07	W, 80-65
DETROIT MERCY	12 (45-33, 2nd)	8 (16-8, 1st)	24:26	4:21	11:13	W, 81-77

WHY MASTODONS?

It all started about 10,000 years ago ...

That's when mastodons roamed the southern Great Lakes region of North America. These stocky versions of modern elephants reached heights of about ten feet at the shoulder, with tusks that curved upward that were six feet or more in length. Mastodons were browsers who fed mostly on leaves and twigs from small trees and shrubs.

One such mastodon found its final resting place about two miles south of Angola, Indiana, on land that would eventually become part of Orsie Routsong's farm. In the fall of 1968, Routsong decided to expand a small pond on his property. An excavator was hired and instructed to pile the excavated material around the edge of the pond. Several days after the excavation was finished a heavy rain storm pounded the piles of dirt.

The next day, a young neighbor boy of Routsong's discovered a large bone in one of the dirt piles. Routsong knew it was something out of the ordinary, so he called Jack Sunderman, chair of the IPFW Geology Department, to identify the bone, and to ask for advice on what to do with it. Sunderman says his first question was, "How big is the bone," with Routsong's answer being "pretty big, maybe 3 or 4 feet long."

When Sunderman got to the farm, he identified the bone as a leg bone of a mastodon. He told Routsong a skeleton like this would have scientific and instructional value if a large portion of it could be located. Routsong agreed, and also agreed to have the IPFW Geology Department do the excavation. Sunderman got two more faculty members, Geoffrey Matthews and Bernd Erdtmann, and several geology students to help in the project.

After all the mastodon bones were collected, cleaned, and preserved, Routsong agreed to have the adult mastodon skeleton placed on permanent display at IPFW;

the skull of a nearby baby mastodon is now on loan to Science Central.

In the spring of 1970, The Communicator (IPFW's student newspaper) began a drive to come up with a mascot for IPFW. **Some of the suggested choices included the Boiler-Hoosiers, Warhawks, Marauders, Frontiersmen, Pioneers, Elfs, and Hobbits.** Those names and others came from student suggestions. Steve Pettyjohn, who served as the student body president in 1968-69, wrote a letter to the editor about the school mascot. In his letter, Pettyjohn extolled the virtues of choosing the mastodon as IPFW's mascot: **"It sounds different, strange - that's exactly why. It's different and yes, even strange. For God's Sakes, let's have the courage to be a little different."**

In the meantime, former Indiana Congressman Mark Souder, who served as student body president in 1969-70, recalls being lobbied by the Geology Club to choose the mastodon.

According to Nusbaumer, "Souder appointed a committee in student government to select a name although he was lobbying hard for the mastodon." After some discussion on the subject, Souder says a vote was taken by the committee and the mastodon came out the winner. Souder finished his recollection with these thoughts. "History shows that the advocacy of the geology club was correct. The fast, decisive action of the elected student government—though it did not please everyone and was not a precedent that the University desired to see—has also been upheld by history as Purdue Fort Wayne regularly scores high in any list of unique university nicknames; **even in this era when everybody strives to be different. We did it decades ago.**"

Year	Record	Coach
NCAA Division III (Independent)		
1973-74	5-21	George Wehrmeister
1974-75	12-12	Gene Hany
1975-76	15-12	Gordon Stauffer
1976-77	8-19	Gordon Stauffer
1977-78	8-16	Gordon Stauffer
1978-79	6-21	Gordon Stauffer
1979-80	3-21	Ken Workman
1980-81	9-17	Ken Workman
1981-82	2-24	Ken Workman
NCAA Division II (Independent)		
1982-83	15-13	Tim Russell
1983-84	18-10	Tim Russell
NCAA Division II (Great Lakes Valley)		
1984-85	16-11, 7-7	Tim Russell
1985-86	10-18, 3-13	Tim Russell
1986-87	9-19, 3-13	Tim Russell
1987-88	15-13, 8-8	Andy Piazza
1988-89	21-7, 10-6	Andy Piazza
1989-90	20-8, 10-8	Andy Piazza
1990-91	16-12, 8-10	Andy Piazza
1991-92	21-7, 12-6	Andy Piazza
1992-93	23-6, 15-3	Andy Piazza
1993-94	8-19, 4-14	Andy Piazza
1994-95	10-17, 8-10	Andy Piazza
1995-96	8-19, 4-16	Andy Piazza
1996-97	12-15, 7-13	John Williams
1997-98	10-16, 2-16	John Williams
1998-99	10-17, 7-15	John Williams
1999-00	11-16, 8-12	Doug Noll
2000-01	7-23, 4-16	Doug Noll
NCAA Division I (Independent)		
2001-02	7-21	Doug Noll
2002-03	9-21	Doug Noll
2003-04	3-25	Doug Noll
2004-05	7-22	Doug Noll (3-13) & Joe Pechota (4-9)
2005-06	10-18	Dane Fife
2006-07	12-17	Dane Fife
NCAA Division I (Summit League)		
2007-08	13-18, 9-9	Dane Fife
2008-09	13-17, 8-10	Dane Fife
2009-10	16-15, 9-9	Dane Fife
2010-11	18-12, 11-7	Dane Fife
2011-12	11-19, 5-13	Tony Jasick
2012-13	16-17, 7-9	Tony Jasick
2013-14	25-11, 10-4	Tony Jasick
2014-15	16-15, 9-7	Jon Coffman
2015-16	24-10, 12-4	Jon Coffman
2016-17	20-13, 8-8	Jon Coffman
2017-18	18-15, 7-7	Jon Coffman
2018-19	18-15, 9-7	Jon Coffman
2019-20	14-19, 6-10	Jon Coffman
NCAA Division I (Horizon League)		
2020-21	8-15, 6-14	Jon Coffman
2021-22	21-12, 15-6	Jon Coffman
2022-23	17-15, 9-11	Jon Coffman
2023-24	23-13, 11-9	Jon Coffman
2024-25	19-13, 12-8	Jon Coffman

ALL-TIME OVERTIME GAMES IN THE DIVISION I ERA (2001-02 - PRESENT)

Date	Opponent	W/L	Score	
01/15/02	EASTERN KENTUCKY	L	96-100	2 OT
02/19/02	CHICAGO STATE	W	88-86	
11/19/02	vs. Florida Atlantic (in Fort Collins, Colo.)	L	86-93	2 OT
01/07/03	IUPUI	W	86-80	
12/23/04	MAINE	L	64-67	
02/23/05	at Valparaiso	L	72-74	
01/05/06	LONGWOOD	W	92-90	
11/21/06	at Western Illinois	W	97-95	5 OT
02/23/08	IUPUI	L	81-88	
03/01/08	at Southern Utah	L	89-99	
11/22/08	EASTERN ILLINOIS	W	81-77	
01/31/10	at IUPUI	W	62-60	
02/04/10	ORAL ROBERTS	L	68-71	
02/13/10	at Southern Utah	W	72-65	
11/16/10	at Xavier	L	66-76	
12/02/10	KANSAS CITY	W	76-72	
12/10/11	at Omaha	W	83-80	
11/16/12	vs. UTPA (in Ypsilanti, Mich.)	W	97-94	3 OT
01/26/13	IUPUI	W	80-79	
03/01/14	at Omaha	W	96-95	
12/22/15	at Western Michigan	W	89-86	
01/16/16	at Omaha	W	106-101	
11/22/16	INDIANA	W	71-68	
02/04/17	at Denver	L	73-76	
02/11/17	OMAHA	W	108-101	
02/25/17	at Western Illinois	W	96-92	
01/17/18	at Western Illinois	L	74-75	
12/30/18	at North Dakota State	W	90-87	
01/24/19	OMAHA	L	79-85	
11/25/20	SOUTHEASTERN LOUISIANA	W	67-63	
01/08/21	UIC	W	96-89	
02/25/21	at Green Bay (HL First Round)	W	89-84	2 OT
03/02/21	at Cleveland State (HL Quarterfinals)	L	104-108	3 OT
11/27/21	vs. Western Michigan (in Fort Myers, Fla.)	L	85-93	
02/16/22	CLEVELAND STATE	W	102-98	3 OT
12/03/22	OAKLAND	W	79-73	
01/12/24	at Robert Morris	L	88-91	
02/28/24	at Wright State	W	79-77	
01/01/25	at Northern Kentucky	L	68-69	
01/14/25	at Wright State	W	120-113	2 OT

Total Games: 40

Record: 25-15

Home Games: 12-5

Road Games: 12-8

Neutral Games: 1-2

League Tournament Games: 1-1

Multiple Overtimes: 5-3

NO PLACE LIKE HOME (SINCE 2006-07)

Year	At Home	At Gates	At Coliseum
2006-07	8-5	3-1	5-4
2007-08	10-3	1-0	9-3
2008-09	8-5	1-1	7-4
2009-10	10-4	1-1	9-3
2010-11	11-3	1-0	10-3
2011-12	8-5	2-2	6-3
2012-13	10-4	2-2	8-2
2013-14	13-2	12-2	1-0
2014-15	10-5	9-5	1-0
2015-16	12-1	7-1	5-0
2016-17	14-3	8-2	6-1
2017-18	13-3	4-1	9-2
2018-19	11-5	3-3	8-2
2019-20	10-5	3-2	7-3
2020-21	5-6	5-6	-
2021-22	14-2	2-0	12-2
2022-23	8-5	2-1	6-4
2023-24	11-5	7-0	4-5
2024-25	12-2	3-0	8-2
2025-26	7-0	4-0	3-0
Total	206-73 (.738)	81-30 (.730)	126-43 (.746)

ON JOHN KONCHAR

John Konchar dominated these game notes from 2015-19. He is now a member of the Memphis Grizzlies. Let's look back on some of his collegiate accomplishments.

- Finished his collegiate career as the first student-athlete in NCAA Division I men's basketball history to record 2,000 points, 1,000 rebounds, 500 assists and 200 steals.

- Since 1992-93, he was the only player in NCAA Division I with two seasons of 450 points, 200 rebounds, 150 assists and 60 steals.

- Konchar graduated as the program record for points, (2,065), field goals (759) and rebounds (1,150) in addition to holding the DI era records for steals (272) and assists (554).

- He was the first player in Summit League history to record a triple-double in the Summit League Tournament, thanks to 18 points, 10 rebounds and 10 assists vs. South Dakota last season.

- 47 career double-doubles

- March 28, 2019 declared "John Konchar Day" by Fort Wayne Mayor Tom Henry

- John Konchar's sports-reference.com career offensive rating of 130.7 was the best ever recorded by the site based on stats going back to 2009-10. The site lists a basic definition of the stat as: "The number of points produced by a player per hundred total individual possessions." Ryan Kalkbrenner of Creighton (2021-25) since passed Konchar with a 132.9 mark.



2025-26 Purdue Fort Wayne Men's Basketball Combined Team Statistics All games

Page 1/1
as of Dec 15, 2025

Game Records

Record	Overall	Home	Away	Neutral
ALL GAMES	7-6	7-0	0-6	0-0
CONFERENCE	2-1	2-0	0-1	0-0
NON-CONFERENCE	5-5	5-0	0-5	0-0

Score by Periods

Team	1st	2nd	OT	TOT
Purdue Fort Wayne	530	586	0	1116
Opponents	490	533	0	1023

Team Box Score

No.	Player				Total		3-Point		F-Throw		Rebounds												
		GP-GS	MIN	AVG	FG-FGA	FG%	3FG-3FGA	3FG%	FT-FTA	FT%	OFF	DEF	TOT	AVG	PF	DQ	A	TO	BLK	STL	PTS	AVG	
10	HADNOT II, Corey	13-13	395:45	30.4	101-178	.567	20-55	.364	41-57	.719	5	52	57	4.4	20	1	36	20	5	31	263	20.2	
9	CRAIG, DeAndre	13-13	362:58	27.9	70-143	.490	24-57	.421	38-46	.826	9	40	49	3.8	29	0	36	14	0	22	202	15.5	
2	STEVENSON, Mikale	13-13	364:33	28.0	70-160	.438	15-52	.288	31-34	.912	7	41	48	3.7	22	1	45	29	4	21	186	14.3	
11	NELSON, Maximus	13-13	307:52	23.7	29-82	.354	26-75	.347	5-7	.714	5	28	33	2.5	23	0	9	7	0	6	89	6.8	
34	DUFFY, Darius	13-13	297:13	22.9	37-55	.673	0-1	.000	8-28	.286	40	29	69	5.3	20	0	11	8	19	12	82	6.3	
1	KABA, Ebrahim	13-0	194:38	15.0	27-59	.458	16-40	.400	3-3	1.000	4	38	42	3.2	23	1	15	14	5	10	73	5.6	
4	MORGAN, Chris	8-0	119:34	14.9	12-25	.480	4-10	.400	14-18	.778	1	7	8	1.0	10	0	10	8	0	9	42	5.3	
24	SHROUT, Mason	9-0	64:22	7.2	14-30	.467	9-24	.375	8-9	.889	2	5	7	0.8	6	0	5	3	0	5	45	5.0	
15	LEVIN, Yuval	13-0	127:21	9.8	21-44	.477	5-18	.278	8-12	.667	9	21	30	2.3	14	0	11	11	2	10	55	4.2	
5	MOSLEY, EJ	13-0	215:46	16.6	14-37	.378	7-23	.304	7-12	.583	0	14	14	1.1	10	0	20	6	1	8	42	3.2	
13	ELISEE, Deangelo	13-0	150:00	11.5	18-24	.750	0-1	.000	1-3	.333	14	12	26	2.0	25	0	5	10	14	1	37	2.8	
Team											21	18	39					5					
Total		13	2600		413-837	.493	126-356	.354	164-229	.716	117	305	422	32.5	202	3	203	135	50	135	1116	85.8	
Opponents		13	2600		370-796	.465	126-347	.363	157-203	.773	138	336	474	36.5	211	1	203	202	39	63	1023	78.7	

Team Statistics

	PUR-FW	OPP
Scoring		
Points per game	1116	1023
Points per game	85.8	78.7
Scoring margin	+7.2	-
Field goals-att		
Field goal pct	413-837	370-796
Field goal pct	.493	.465
3 point fg-att		
3-point FG pct	126-356	126-347
3-point FG pct	.354	.363
3-pt FG made per game	9.7	9.7
Free throws-att		
Free throw pct	164-229	157-203
Free throw pct	.716	.773
F-Throws made per game	12.6	12.1
Rebounds		
Rebounds per game	422	474
Rebounds per game	32.5	36.5
Rebounding margin	-4.0	-
Assists		
Assists per game	203	203
Assists per game	15.6	15.6
Turnovers		
Turnovers per game	135	202
Turnovers per game	10.4	15.5
Turnover margin	+5.2	-
Assist/turnover ratio	1.5	1.0
Steals		
Steals per game	135	63
Steals per game	10.4	4.8
Blocks		
Blocks per game	50	39
Blocks per game	3.8	3.0
Winning streak		
Home win streak	3	-
Home win streak	7	-
Attendance		
Home games-Avg/Game	9963	29226
Home games-Avg/Game	7-1423	6-4871
Neutral site-Avg/Game	-	0-0

Team Results

Date	Opponent		Score	Att.
11/03/2025	at Grand Canyon	L	71-90	7073
11/07/2025	at Ohio St.	L	68-94	8926
11/09/2025	Dominican (IL)	W	137-56	970
11/12/2025	at Western Mich.	L	71-83	1123
11/15/2025	Boyce	W	118-68	1001
11/18/2025	at Utah	L	77-85	6163
11/21/2025	at Saint Louis	L	60-91	4359
11/25/2025	Chicago St.	W	90-77	1613
11/28/2025	Holy Cross (IN)	W	92-59	967
12/03/2025	at Oakland	L	92-101	1582
12/06/2025	Northern Ky.	W	79-77	937
12/10/2025	Eastern Mich.	W	80-65	2092
12/14/2025	Detroit Mercy	W	81-77	2383

PREVIOUS GAME



Official Basketball Box Score - Final
Detroit Mercy at Purdue Fort Wayne
 12/14/25 Allen County War Memorial Coliseum, Fort Wayne, Ind.
 Detroit Mercy at Purdue Fort Wayne

Game Time: 5:00 PM
Game Duration: 1:57
Attendance: 2,383

Officials: Tim Corner, Jim Bruno, Andy O'Brien

Detroit Mercy - 77

Record: 4-7 (2-1)

NO.	Name		Min	FG M-A	3P M-A	FT M-A	Rebounds			Fouls		TP	AS	TO	ST	Blocks		+/-
							OR	DR	TOT	PF	FD					BS	BA	
23	Legend Geeter	F	30:09	3-8	0-0	2-3	4	2	6	2	3	8	3	1	0	0	1	-7
6	Xavier Istomin-Monroe	C	10:23	1-1	0-0	0-0	0	2	2	0	0	2	1	0	0	0	0	4
1	Tyler Spratt	G	22:05	5-10	4-9	1-1	0	5	5	1	1	15	1	1	0	0	0	9
5	Orlando Lovejoy	G	34:24	4-14	0-0	0-1	0	6	6	4	3	8	1	1	0	0	0	-5
33	TJ Nadeau	G	25:55	5-9	2-4	4-4	0	4	4	4	3	16	1	1	1	0	0	2
4	Keshawn Fisher		21:00	5-11	2-4	2-2	3	6	9	3	1	14	2	0	0	1	0	3
10	Nate Johnson		06:34	0-2	0-1	0-0	1	0	1	0	0	0	1	1	0	0	0	-6
2	Je'kel Cotton		02:49	0-1	0-0	0-0	1	1	2	0	0	0	0	0	0	0	1	0
11	Lance Stone		12:43	1-5	0-1	0-0	0	1	1	1	1	2	0	0	0	0	0	-12
30	Ryan Kalambay		19:02	2-3	0-0	1-1	4	2	6	5	2	5	1	1	0	0	0	-3
13	Jared Lary		12:34	2-4	1-1	2-2	1	0	1	2	1	7	1	3	0	0	0	-7
20	London Maiden		02:22	0-0	0-0	0-0	1	0	1	1	0	0	0	0	0	1	0	2
Team							0	0	0	0		0		0				
Totals				28-68	9-20	12-14	15	29	44	23	15	77	12	9	1	2	2	-4

Major Fouls: NONE

Shooting By Period		
1 st FG%	14-33	42.4%
3PT%	3-9	33.3%
FT%	2-3	66.7%
2 nd FG%	14-35	40.0%
3PT%	6-11	54.5%
FT%	10-11	90.9%
GM FG%	28-68	41.2%
3PT%	9-20	45.0%
FT%	12-14	85.7%

Dead Ball Rebounds: 0, 3

Purdue Fort Wayne - 81

Record: 7-6 (2-1)

NO.	Name		Min	FG M-A	3P M-A	FT M-A	Rebounds			Fouls		TP	AS	TO	ST	Blocks		+/-
							OR	DR	TOT	PF	FD					BS	BA	
11	Maximus Nelson	F	29:41	3-5	3-5	0-0	1	2	3	4	0	9	1	0	0	0	0	7
34	Darius Duffy	F	25:22	3-6	0-0	1-5	4	1	5	2	4	7	2	0	1	0	0	9
2	Mikale Stevenson	G	32:05	7-15	3-9	5-6	0	5	5	3	5	22	4	0	2	0	0	6
9	DeAndre Craig	G	29:29	5-8	2-3	4-5	0	6	6	3	6	16	3	1	2	0	0	3
10	Corey Hadnot II	G	36:27	6-14	0-5	3-8	1	7	8	2	6	15	3	0	1	0	0	3
5	EJ Mosley		19:52	0-3	0-2	0-2	0	0	0	1	1	0	2	1	0	0	1	-2
13	Deangelo Elisee		14:36	3-4	0-0	0-0	0	1	1	0	0	6	0	0	0	2	1	-5
1	Ebrahim Kaba		10:41	2-5	1-4	1-1	0	2	2	0	1	6	0	0	0	0	0	1
15	Yuval Levin		01:47	0-0	0-0	0-0	0	0	0	0	0	0	0	0	0	0	0	-2
Team							1	3	4	0		0		0				
Totals				29-60	9-28	14-27	7	27	34	15	23	81	15	2	6	2	2	4

Major Fouls: NONE

Shooting By Period		
1 st FG%	15-31	48.4%
3PT%	4-15	26.7%
FT%	6-8	75%
2 nd FG%	14-29	48.3%
3PT%	5-13	38.5%
FT%	8-19	42.1%
GM FG%	29-60	48.3%
3PT%	9-28	32.1%
FT%	14-27	51.9%

Dead Ball Rebounds: 5, 0

	UDM	PFW
Biggest lead	8 (1 st 13:58)	12 (2 nd 19:20)
Best Scoring Run	8 (2 nd 17:16)	10 (1 st 1:10)
Lead Changes	8	
Times Tied	9	
Time with Lead	11:13	24:26

Points from	UDM	PFW
Turnovers	4	12
Paint	32	34
Second Chance	15	9
Fast Breaks	5	8
Bench	28	12

Period by Period Scoring			
	1st	2nd	TOT
UDM	33	44	77
PFW	40	41	81