MEN'S BASKETBALL

2025-26 Season | Game 14

FIGHTING IRISH MEDIA
PRIMARY MEN'S BASKETBALL CONTACT

Josh Bates
jbates2@nd.edu
574-310-9954

SECONDARY CONTACT

Aly Prigge
aprigge@nd.edu
419-591-9329

NOTRE DAME (9-4, 0-0)
vs **STANFORD (11-2, 0-0)**

TUESDAY, DEC. 30

Stanford, CA | 9 pm ET

Maples Pavilion (7,233)

TV Broadcast	ESPN2
TV Crew	Roxy Bernstein Sean Farnham
Radio	960 WSBT-AM
Radio Crew	Tony Simeone Scott Martin
Live Stats	Statbroadcast
Social	@ndmbb

Head Coaches

NOTRE DAME
MICAH SHREWSBERRY
Record at School:
37-42 (3rd Year)
Overall Record:
74-73 (5th Year)

STANFORD
KYLE SMITH
Record at School:
31-16 (2nd)
Overall Record:
289-209 (16th)

The Series

OVERALL
Record: ND leads, 4-0
Streak: W4
Last Meeting: W, 56-54, in South Bend, on 3/5/25

AWAY
Record: Leads 1-0
Streak: W1
Last: W, 67-61, on 1/12/93

TEAMS BY THE NUMBERS (2025-26)

NOTRE DAME		STANFORD
76.7	Scoring Offense	81.8
68.4	Scoring Defense	72.3
+8.3	Scoring Margin	+9.5
.471	FG%	.445
.417	FG% Defense	.464
.379	3FG%	.356
.333	3FG% Defense	.356
9.1	3FG Made/Game	8.8
.711	FT%	.723
37.7	Rebounds	36.2
+7.3	Rebound Margin	+6.0
13.1	Assists	13.1
11.9	Turnovers	11.7
-1.4	Turnover Margin	+3.5
5.0	Steals	8.8
1.9	Blocks	3.2

2025-26 Schedule

Overall: 9-4 (0-0 ACC)
Home: 7-1; Away 1-1; Neutral 1-2

Date	Opponent	TV	Time/Result
11/3	LIU	ACCNX	W, 89-67
11/7	Detroit Mercy	ACCNX	W, 102-70
11/11	Eastern Illinois	ACCNX	W, 78-58
11/16	@ Ohio St	FS1	L, 63-64
11/19	Bellarmine	ACCNX	W, 86-79
11/24	vs. (RV/RV) Kansas#	TNT	L, 61-71
11/25	vs. Rutgers#	TNT	W, 68-63
11/26	vs. #3/2 Houston#	TNT	L, 56-66
12/2	(RV/RV) Missouri%	ESPNU	W, 76-71
12/5	@ TCU	ESPN+	W, 87-85 OT
12/10	Idaho	ACCNX	W, 80-65
12/13	Evansville	ACCN	W, 82-58
12/21	Purdue Fort Wayne	ACCNX	L, 69-72
12/30	@ Stanford*	ESPN2	9 pm
1/2	@ Cal*	ESPN2	11 pm
1/10	Clemson*	ESPN2/U	6 pm
1/13	Miami*	ESPN2/U	7 pm
1/17	@ Virginia Tech*	ACCN	Noon
1/21	@ North Carolina*	ESPN2	7 pm
1/24	Boston College*	ACCN	6 pm
1/27	Virginia*	ESPN/2/U	7 pm
1/31	@ Syracuse*	The CW	6 pm
2/4	@ Louisville*	ESPN2/U	7 pm
2/7	Florida St*	ACCN	4 pm
2/10	@ SMU*	ACCN	7 pm
2/14	Georgia Tech*	The CW	Noon
2/21	@ Pitt*	ACCN	2 pm
2/24	Duke*	ESPN/2/U	7 pm
2/28	NC State*	The CW	Noon
3/4	Stanford*	ESPNU	9 pm
3/7	@ Boston College*	ESPNU	Noon
3/10-14	ACC Tournament^		

* - Atlantic Coast Conference game
\# - Players Era Festival (MGM Grand Garden Arena in Las Vegas)
% - ACC/SEC Challenge
^ - ACC Tournament (Spectrum Center in Charlotte)

2025-26 Notre Dame Men's Basketball

TEAM INFORMATION

NOTRE DAME ROSTER

No.	Name	Pos.	Height	Year	Eligibility	Hometown	Previous School
0	Brady Stevens	G	6-4	So.	Fr.	Boston, MA	Wellesley High
2	Logan Imes	G	6-4	Jr.	Jr.	Zionsville, IN	Zionsville
3	Markus Burton	G	6-0	Jr.	Jr.	Mishawaka, IN	Penn
5	Cole Certa	G	6-5	So.	So.	Le Roy, IL	IMG Academy
6	Brady Koehler	F	6-10	Fr.	Fr.	Fishers, IN	Cathedral High
7	Ryder Frost	F	6-7	Fr.	Fr.	Beverly, MA	Phillips Exeter Academy
10	Jalan Haralson	G	6-7	Fr.	Fr.	Anderson, IN	La Lumiere
11	Braeden Shrewsberry	G	6-4	Jr.	Jr.	Granger, IN	State College Area High
12	Garrett Sundra	F	6-11	So.	So.	Ashburn, VA	Paul VI Catholic
13	Sir Mohammed	G	6-6	So.	So.	Charlotte, NC	Myers Park
14	Kebba Njie	F	6-10	Sr.	Sr.	Centerville, OH	La Lumiere / Penn St
15	Tommy Ahneman	C	6-11	Fr.	Fr.	Fargo, ND	Cretin-Derham Hall
22	Luke Devine	F	6-7	Fr.	Fr.	Moraga, CA	Campolindo
24	Mark Zackery IV	G	5-11	Fr.	Fr.	Indianapolis, IN	Ben Davis
33	Carson Towt	F	6-8	Gr.	Gr.	Gilbert, AZ	Gilbert High / Northern Arizona
34	Matt MacLellan	F	6-9	Gr.	Gr.	Canton, MI	Plymouth High / Madonna

COACHING STAFF

Glenn & Stacey Murphy Men's Basketball Head Coach	Micah Shrewsberry	Hanover '99	3rd Season
Associate Head Coach	Kyle Getter	Hanover '01	3rd Season
Assistant Coach	Mike Farrelly	St. Joseph's '03	3rd Season
Assistant Coach	Ryan Owens	Southern Indiana '00	3rd Season
Assistant Coach	Tre Whitted	Marshall '07	3rd Season
Assistant Coach	Grady Eifert	Purdue '19	3rd Season
Director of Ops	Bo Waggoner	Penn St '20	1st Season
General Manager	Pat Garrity	Notre Dame '98	1st Season

PRONUNCIATION

Kebba Njie	Jai (think hi but with a J instead of a H)
Logan Imes	Think Dimes without 'D'
Brady Koehler	Kale-er
Tommy Ahneman	On-uh-men
Mike Farrelly	Fair-uh-lee

Team Information

CURRENT TEAM

Conference	Atlantic Coast
Home Arena (Capacity)	Purcell Pavilion (9,149)
Starters Returning/Lost	3/2
Total Returning/Lost	7/6
Newcomers	7

ND MEN'S BASKETBALL

First Season	1897
Full Seasons	121
All-Time Record	1987-1133-2 (.637)
NCAA Appearances/Record	37 / 41-42
First/Last NCAA Appearance	1953 / 2022
ACC Member	2013-14 - present
ACC Regular Season	104-122 (.458)
ACC Tournament	13-10 (.565)
ACC Tournament Championships	1 (2015)

2025-26 Notre Dame Men's Basketball

TEAM RANKINGS & NUMBERS

By the Numbers

37
NCAA Tournament bids

1,987
Total Program Wins

67
Irish have gone on to play in the NBA

4th
most 1,000-point scorers amongst all Division I programs

AP Top 25
Week 8

USA Today Coaches
Week 8

AP Top 25

RK	TEAM	REC	PTS	TREND
1	Arizona (38)	11-0	1428	-
2	Michigan (19)	11-0	1408	-
3	Iowa State (1)	12-0	1320	↑1
4	UConn	12-1	1281	↑1
5	Purdue	11-1	1174	↑1
6	Duke	11-1	1148	↓3
7	Gonzaga	12-1	1080	-
8	Houston	11-1	1061	-
9	Michigan State	11-1	985	-
10	BYU	11-1	966	-
11	Vanderbilt	12-0	810	↑2
12	North Carolina	11-1	806	-
13	Nebraska	12-0	704	↑2
14	Alabama	9-3	638	↑2
15	Texas Tech	9-3	588	↑4
16	Louisville	10-2	555	↓5
17	Kansas	9-3	494	-
18	Arkansas	9-3	470	↓4
19	Tennessee	9-3	460	↑1
20	Illinois	8-3	429	↓2
21	Virginia	10-1	252	↑2
22	Florida	8-4	215	↑1
23	Georgia	10-1	127	↑2
24	USC	12-1	92	↑2
25	Iowa	10-2	79	↑1

Others receiving votes: Kentucky 78, Seton Hall 49, Auburn 39, St. John's 23, California 19, LSU 17, UCLA 13, Clemson 9, Miami (OH) 6, Utah State 5, Arizona State 5, Miami 4, Indiana 4, Saint Louis 3, Belmont 2, UCF 1, Baylor 1, Oklahoma State 1, NC State 1

Coaches Poll

RK	TEAM	REC	PTS	TREND
1	Michigan (20)	11-0	764	-
2	Arizona (11)	11-0	754	-
3	Iowa State	12-0	696	↑1
4	UConn	12-1	662	↑1
5	Purdue	11-1	622	↑1
6	Duke	11-1	611	↓3
7	Gonzaga	12-1	584	-
8	Houston	11-1	565	-
9	Michigan State	11-1	532	-
10	BYU	11-1	515	-
11	Vanderbilt	12-0	433	↑1
12	North Carolina	11-1	402	↑1
13	Nebraska	12-0	371	↑2
14	Louisville	10-2	346	↓3
15	Alabama	9-3	306	↑1
16	Texas Tech	9-3	298	↑3
17	Kansas	9-3	276	-
18	Arkansas	9-3	227	↓4
19	Illinois	8-3	211	↓1
20	Tennessee	9-3	210	↑3
21	Virginia	10-1	189	↑1
22	Florida	8-4	154	↓1
23	Iowa	10-2	102	↑2
24	Georgia	10-1	60	↑2
25	USC	12-1	35	↑1

Others receiving votes: St. John's 32, Kentucky 32, Seton Hall 20, Utah State 15, Auburn 10, California 9, Saint Louis 8, UCLA 8, LSU 6, Yale 4, Oklahoma State 3, Saint Mary's 1, Clemson 1, Indiana 1

Dropped from rankings: St. John's 20, Auburn 24

1993	the last and only time in which ND has visited Stanford
81	current rating in the NET - peaked at 59
#66	KenPom rating
51.2%	from three over the last 5 games for Shrewsberry
37.9%	from three as a team this season - ranks 4th in the ACC
19.9	ppg - Burton was averaging this before the TCU injury game
14.7	ppg for Haralson on the season
13	wins away from 2,000 all-time in program history. Would become the 8th school to accomplish this feat
12.2	ppg for Certa over the last 5 games
11	straight games in double figures for Haralson
10.2	rpg for Towt - 16th in the country, 2nd in the ACC
7-0	in night games (6 pm or later)
5-7	in ACC openers
5-2	record in overtime games during the Coach Shrews Era
4	only 4 instances over last 30 years in which an Irish player in the first 10 games totaled 180+ points, 30+ assists and 15+ steals. Burton became the fourth at TCU
3	Towt recorded his third double-double this season with 19 points and 15 rebounds in the win over Idaho
3	of the last 4 games - Haralson had recorded at least 20 points
2	double digit comebacks to win

National Rankings

2025-26 Notre Dame Team Rankings

Statistic	Nat'l Rank	Conf Rank	Value	Nat'l Leader	Value
3PT FG%	38	4	.379	Colorado St	.436
Rebound Margin	51	6	7.3	Florida	15.6

2025-26 Notre Dame Player Rankings

Statistic	Player	Nat'l Rank	Conf Rank	Value
Total rebounds	Towt	7	2	132
Def Reb/game	Towt	22	5	6.6
Off Reb/game	Towt	28	2	3.5
Rebounds/game	Towt	16	2	10.2
3PT%	Shrewsberry	14	2	.488
Total 3s	Shrewsberry	17	2	42

2025-26 Notre Dame Men's Basketball

NOTRE DAME IN THE ACC

ACC Standings

Predicted Order	Standings
1. Duke	
2. Louisville	
3. North Carolina	
4. NC State	
5. Virginia	
6. SMU	
7. Clemson	
8. Miami	
9. Syracuse	
10. Notre Dame	
11. Wake Forest	
12. Virginia Tech	
13. Georgia Tech	
14. Pitt	
15. Florida St	
16. Cal	
17. Stanford	
18. Boston College	

2025 PRESEASON ACC AWARDS

First Team	Second Team
Cameron Boozer, Duke	Boopie Miller, SMU
Darrion Williams, NCST	J.J. Starling, Syracuse
Markus Burton, ND	Isaiah Evans, Duke
Mikel Brown Jr., UL	Baye Ndongo, GT
Ryan Conwell, UL	Caleb Wilson, UNC

Player of the Year	Rookie of the Year
Darrion Williams, NCST	Cameron Boozer, Duke

ACC Stat Rankings

2025-26 Team ACC Rankings		
Team Stats	ACC Games	All Games
Scoring Offense		76.7 (14)
Scoring Defense		68.4 (11)
Scoring Margin		+ 8.3 (14)
FT Percentage		.711 (9)
FG Percentage		.471 (9)
FG Pct. Defense		.417 (11)
3-FG Percentage		.379 (4)
3-FG Pct. Defense		.333 (15)
Rebounding Off		37.7 (11)
Rebounding Def		**30.4 (2)**
Rebounding Margin		+ 7.3 (6)
Blocked Shots		1.9 (18)
Assists		13.1 (15)
Steals		5.0 (17)
Turnover Margin		-1.4 (18)
Assist/TO Ratio		1.1 (17)
Offensive Rebounds		11.0 (16)
Defensive Rebounds		26.7 (10)
3-FG Made		9.1 (7)

2025-26 Individual ACC Rankings			
Indiv. Leaders	Stat	ACC	All
Towt	Reb/game		10.2 (2)
	O-Reb/game		3.5 (2)
	D-Reb/game		6.6 (5)
Shrewsberry	3PT%		.488 (2)
	3PT/Game		3.3 (2)

'25-26 ACC Player of the Week

Nov. 10	Caleb Wilson, UNC / Neoklis Avdalas, VT
Nov. 17	Cameron Boozer, DUKE / Mikel Brown Jr, UL
Nov. 24	B.J. Edwards, SMU
Dec. 1	Cameron, Boozer, DUKE
Dec. 8	Cameron Boozer, DUKE
Dec. 15	Myles Colvin, WAKE FOREST
Dec. 22	Paul McNeil Jr., NC ST

'25-26 ACC Rookie of the Week

Nov. 10	Caleb Wilson, UNC / Neoklis Avdalas, VT
Nov. 17	Cameron Boozer, DUKE / Mikel Brown Jr, UL
Nov. 24	Cameron Boozer, DUKE
Dec. 1	Cameron Boozer, DUKE
Dec. 8	Cameron Boozer, DUKE
Dec. 15	Neoklis Avdala, VIRGINIA TECH
Dec. 22	Caleb Wilson UNC

2025-26 Notre Dame Men's Basketball
LINEUPS

Starting Lineups By Game

11.3 LIU
Burton
Shrewsberry
Haralson
Sundra
Towt

11.7 DETROIT MERCY
Burton
Shrewsberry
Mohammed
Sundra
Towt

11.11 E. ILLINOIS
Burton
Shrewsberry
Mohammed
Sundra
Towt

11.16 OHIO ST
Burton
Shrewsberry
Mohammed
Sundra
Towt

11.19 BELLARMINE
Burton
Shrewsberry
Haralson
Sundra
Towt

11.24 KANSAS
Burton
Shrewsberry
Haralson
Sundra
Towt

11.25 RUTGERS
Burton
Shrewsberry
Haralson
Mohammed
Towt

11.26 HOUSTON
Burton
Shrewsberry
Haralson
Sundra
Towt

12.2 MISSOURI
Burton
Shrewsberry
Haralson
Sundra
Towt

12.5 TCU
Burton
Shrewsberry
Haralson
Sundra
Towt

12.10 IDAHO
Haralson
Shrewsberry
Certa
Sundra
Towt

12.13 EVANSVILLE
Haralson
Shrewsberry
Certa
Sundra
Towt

12.21 FORT WAYNE
Haralson
Shrewsberry
Certa
Sundra
Towt

12.30 STANFORD
-
-
-
-
-

1.2 CAL
-
-
-
-
-

1.10 CLEMSON
-
-
-
-
-

1.13 MIAMI
-
-
-
-
-

1.17 VIRGINIA TECH
-
-
-
-
-

1.21 NORTH CAROLINA
-
-
-
-
-

1.24 BOSTON COLLEGE
-
-
-
-
-

1.27 VIRGINIA
-
-
-
-
-

1.31 SYRACUSE
-
-
-
-
-

2.4 LOUISVILLE
-
-
-
-
-

2.7 FLORIDA ST
-
-
-
-
-

2.10 SMU
-
-
-
-
-

2.14 GEORGIA TECH
-
-
-
-
-

2.21 PITT
-
-
-
-
-

2.24 DUKE
-
-
-
-
-

2.28 NC STATE
-
-
-
-
-

3.4 STANFORD
-
-
-
-
-

3.7 BOSTON COLLEGE
-
-
-
-
-

Starting Lineup by Player

Player	Games Started	
	This Season	Career
Carson Towt	13	133
Braeden Shrewsberry	13	54
Garrett Sundra	12	12
Markus Burton	10	68
Jalen Haralson	10	10
Sir Mohammed	4	12
Cole Certa	3	3
Kebba Njie		83
Logan Imes		5

Record When Starting

Player	2025-26	Irish Career
Shrewsberry	9-4	27-27
Towt	9-4	9-4
Sundra	8-4	8-4
Haralson	7-3	7-3
Burton	7-3	32-36
Mohammed	3-1	6-6
Certa	2-1	2-1
Njie		23-34
Imes		0-5

2025-26 Notre Dame Men's Basketball

NOTRE DAME'S RECORD WHEN

DAY OF THE WEEK

Sunday	0-2
Monday	1-1
Tuesday	3-0
Wednesday	2-1
Thursday	
Friday	2-0
Saturday	1-0

TIME OF GAME

Day Games (before 6pm local time)	2-4
Night Games (6pm or later local time)	7-0

LOCATION

Home Games	7-1
Road Games	1-1
Neutral Site	1-2

HALFTIME SCORE

Leading at the half	6-1
Tied at the half	1-0
Trailing at the half	2-3

INDIVIDUAL SCORING

Two or fewer double-figure scorers	0-2
Three double-figure scorers	4-2
Four double-figure scorers	4-0
Five or more double-figure scorers	1-0

REBOUNDING MARGIN

More rebounds than opponent	9-2
Same number of rebounds	0-0
Fewer rebounds than opponent	0-2

FIELD GOAL SHOOTING

Shot higher percentage than opponent	9-2
Shot same percentage as opponent	0-0
Shot lower percentage than opponent	0-2
Shot 45% or better	9-1
Shot less than 45%	0-3
Hold opponent under 40%	5-2

FREE-THROW MARGIN

Make more free-throws than opponent	5-2
Make same number of free-throws	0-0
Make fewer free-throws than opponent	4-2

TURNOVERS

Commit fewer turnovers	3-1
Commit same number of turnovers	0-0
Commit more turnovers	6-3
Single-digit turnovers	1-0

UNIFORM COMBINATIONS

White Notre Dame script	7-0
Navy Irish script	1-2
Green jerseys	0-1
Bend jerseys	1-1

MISCELLANEOUS

vs top-25	0-1
vs top-10	0-1
When ranked higher	0-0
When ranked lower	0-0
Both ranked	0-0
Both unranked	9-3
In overtime games	0-0

MARGIN OF VICTORY

1-5 points	3-2
6-10 points	1-2
11-15 points	1-0
16-20 points	1-0
21+ points	3-0

MONTH

November	5-3
December	4-1
January	0-0
February	0-0
March	0-0

Largest Halftime Lead
15 | LIU (40-25), 11/3

Largest Halftime Deficit
14 | #2/3 Houston (39-25), 11/26

Largest Lead
36 | Detroit Mercy (8:08, 2H), 11/7

Largest Deficit
22 | vs #2/3 Houston (9:38, 1H), 11/26

Largest Deficit Overcome to Win
12 | Missouri (0:45, 1H), 12/2
11 | TCU (5:36, 1H), 12/5

Largest Lead Given Out in Loss
11 | at Ohio State (9:14, 1H), 11/16

Most Consecutive Points
12 | Bellarmine, 11/19

Most Consecutive Points (Opponent)
11 | vs Missouri, 12/2

Lowest Scoring Half
24 | vs Purdue Fort Waybe, 1H, 12/21

Highest Scoring Half
58 | Detroit Mercy, 2H, 11/7

2025-26 Notre Dame Men's Basketball

LEADING THE IRISH

LEADING SCORERS

Burton	8
Haralson	3
Shrewsberry	2
Certa	1

LEADERS IN DOUBLE-FIGURE REBOUNDS

Player	2025-26	Career
Towt	8	55
Njie	1	6

LEADING REBOUNDERS

Towt	11
Burton	2
Njie	1

5-5-5 GAMES (AKA "STAT SHEET STUFFERS")

Player	2025-26	Career
Burton	3	9
Towt	1	19
Mohammed	1	1
Haralson	1	1

DOUBLE-DOUBLES

Player	2025-26	Career
Towt	3	31
Burton	1	1
Njie		1

LEADERS IN ASSISTS

Haralson	6
Burton	4
Towt	3
Mohammed	2
Shrewsberry	1
Imes	1
Imes	1

RUNS OF 10 OR BETTER

Opponents	3
Notre Dame	7

SECOND CHANCE POINTS

	Total	Average
Notre Dame	137	10.5
Opponents	109	8.4

LEADERS IN DOUBLE-FIGURE POINTS

Player	2025-26	Career
Jalen Haralson	11	11
Markus Burton	9	63
Braeden Shrewsberry	9	47
Cole Certa	5	6
Carson Towt	4	61
Sir Mohammed	2	3
Ryder Frost	2	2
Brady Koehler	1	1
Logan Imes	1	2
Kebba Njie		8
Garrett Sundra		2

POINTS OFF TURNOVERS

	Total	Average
Notre Dame	174	13.4
Opponents	186	14.3

FAST BREAK POINTS

	Total	Average
Notre Dame	120	9.2
Opponents	110	8.5

POINTS IN THE PAINT

	Total	Average
Notre Dame	422	32.5
Opponents	314	24.2

BENCH SCORING

	Total	Average
Notre Dame	328	25.2
Opponents	200	15.4

2025-26 Notre Dame Men's Basketball

NOTRE DAME SPECIALTY STATS

SEASON POINT TOTALS (ND/OPP)

Date	Opponent	Off TO	Paint	2nd Ch	FBreak	Bench
11/3	LIU	21 / 14	26 / 24	21 / 12	9 / 12	52 / 19
11/7	Detroit Mercy	20 / 10	44 / 24	20 / 5	20 / 13	40 / 22
11/11	Eastern Illinois	21 / 9	38 / 18	17 / 4	7 / 3	25 / 6
11/16	@ Ohio St	15 / 19	38 / 18	2 / 2	3 / 0	17 / 6
11/19	Bellarmine	15 / 17	36 / 24	12 / 2	13 / 10	26 / 32
11/24	vs. Kansas	12 / 9	34 / 38	4 / 11	10 / 6	11 / 8
11/25	vs. Rutgers	16 / 14	36 / 16	13 / 16	9 / 6	11 / 12
11/26-27	vs. Houston	9 / 12	20 / 20	10 / 24	4 / 2	21 / 19
12/2	Missouri	9 / 23	24 / 34	5 / 8	15 / 22	30 / 31
12/5	@ TCU	11 / 20	26 / 32	5 / 10	3 / 17	27 / 24
12/10	Idaho	6 / 8	46 / 22	10 / 5	3 / 8	10 / 9
12/13	Evansville	13/16	20/20	8/6	3/7	32/12
12/21	Purdue Fort Wayne	6 / 15	34 / 24	10 / 4	21 / 8	17 / 0
12/30	@ Stanford					
1/2	@ Cal					
1/10	Clemson					
1/13	Miami					
1/17	@ Virginia Tech					
1/21	@ UNC					
1/24	Boston College					
1/27	Virginia					
1/31	@ Syracuse					
2/4	@ Louisville					
2/7	Florida St					
2/10	@ SMU					
2/14	Georgia Tech					
2/21	@ Pitt					
2/24	Duke					
2/28	NC State					
3/4	Stanford					
3/7	@ Boston College					

IRISH OPEN ACC PLAY IN CALI

Notre Dame will begin ACC play with its first California road swing since Cal and Stanford joined the ACC last year. It's prime scheduling for the Irish, knocking out the Cali road trip right off the bat during the holiday break and getting a week off before their third conference game.

The Fighting Irish know the importance of grabbing two wins this week after suffering a setback loss to close the non-con portion of their season. Notre Dame will start with Stanford on Dec. 30, then Cal on Jan. 2.

Last season, the Irish ended the regular season with both these teams and emerged victorious in both in dramatic fashion. First, a 56-54 last second win against the Cardinal in which Cole Certa hit the game-winner. Then a 112-110 4OT thriller against Cal in which Markus Burton dropped 41 points.

Coach Shrewsberry is 1-1 in ACC openers, while the program all-time is 5-7.

If you are an Irish fan in the Palo Alto or Berkeley area, now is the time. This trip will mark the first time ND has visited Cal and just the second time at Stanford, with the previous trip being Jan. 12, 1993. In that game, Monty Williams dropped 23 points in the 67-61 win.

NEXT MAN UP

The Fighting Irish will be without their floor general, Markus Burton, for the forseeable future. On Wednesday, Dec. 10, he had surgery performed on his left ankle, an injury he incurred at TCU.

Burton was averaging a team best 18.5 points per game and was coming off one of his most complete games of his career after dropping his first career double-double with 18 points and 10 assists vs. Missouri. He had six points and five assists in 10 minutes at TCU.

Burton had a phenomenal start of the season, becoming just 1-of-3 Notre Dame plaeyrs over the past 30 years to total 180+ points, 30+ assists and 15+ steals over the first 10 games, joining Jerian Grant (2013-14, 2014-15) & Chris Thomas (2002-03).

WHO'S HOT?

With Markus Burton on the mend, the ball has been put in the hands of freshman Jalen Haralson and he has delivered. **The Indiana native has dropped 20 or more points in three of the last four games. He's 26-57 from the field in that span, averaging 17.8 ppg - a team best.**

One of those big time performances was the TCU overtime victory and it was Jalen himself who hit the buzzer beater in regulation. Down two with three seconds remaining, Haralson hit a step-back fadeaway jumper to tie it at 76-all. Haralson finished the night with 20 points & a career high 9 assists.

Other ND greats over the last three decades to match Jalen's stat line of 20 points, 5 rebounds, 9 assists and 1 block: Jerian Grant in 2015 / Chris Thomas 3x (twice in 2002 and once in 2005).

"The thing that I told Jalen, right before we went out after halftime, I said, 'You've got to be the best player on the floor with no doubt of who that is,'" Coach Shrewsberry said. "I thought he did that in the second half."

ACC PLAY RESET

Notre Dame begins ACC play with a 9-4 record so let's talk about how we got here.

The Irish incurred three losses earlier on in the season but two were to ranked powers Kansas and Houston in Vegas, and the third was a what if scenario in Columbus - a one-point loss at Ohio State. Those battles tested the Irish, as they learned from them and got better. After Vegas, they rattled off four straight wins which included an SEC Challenge victory over Mizzou and a Quad 1 win at TCU. At that point in time, the Irish jumped from 86 in the NET to 69. They received votes in the A.P. poll for the first time in the Coach Shrews Era. They appeared at No. 25 in Andy Katz's Power37 and No. 41 in Jon Rothstein's 45.

As Coach Shrewsberry stated, it was a culmination of all their games played, specifically the three losses this year. In fact, not only did they close, but they battled back. The Irish were down 12 to Missouri (7 at the half) and 11 to TCU (9 at the half). The last time Notre Dame came back to win after being down 9+ at halftime was a 13-point deficit to Virginia Tech in the ACC

Tourney on March 7, 2018.

It was done by playing team basketball - making the extra pass and hitting clutch shots. Notre Dame produced 16 assists on 25 made field goals against Mizzou. Then recorded 27 assists on 33 made field goals at TCU. The latter marked the most assists in a game since at Syracuse on Jan. 4, 2020.

The Irish were then looking to make it five in a row when Purdue Fort Wayne came to town but it was a cold shooting day for the home team. The three-point loss dropped ND 21 spots in the NET to 81. They check in now at 66 in KenPom.

A CAREER NIGHT FOR SHREWSBERRY AND MOHAMMED

In that four-game win streak was an 82-58 win over Evansville, which featured career high performances from both Braeden Shrewsberry and Sir Mohammed.

Shrewsberry scored a career-high 26 points on 9-12 shooting from the floor (75%) and finished with a career-high 8 three pointers, shooting 80% from three on 8-10 shooting.

Then there was Mohammed who dropped a career-high 21 points on 8-12 shooting from the floor. Mohammed also chipped in two rebounds and three assists for the Irish.

SHREWSBERRY DIALED IN

That last note now leads us to Who's Hot 2.0, which is Braeden Shrewsberry. He's also filling the scoring hole that is Burton and has produced five straight games in double figures. He's averaging 15.8 ppg in that span on 51.0% shooting.

He's been dialed in from beyond the arc where he's 21-41 (.512) over the last five games. That was the fifth best three point field goal percentage in the month of December for anyone with at least 20 made threes.

More on Braeden over his last five games:
- His 71.6 effective FG% and 72.5 true shooting % both rank in the 99th percentile according to CBB Analytics.

Overall, Braeden is 48.8 percent from three, which ranks second in the ACC & 14th in the nation. He's converting 3.3 made threes per game, which ranks second in the league. Lastly, his 42 total threes ranks 17th nationally.

REBOUNDING TRANSLATES

Coach on Towt: "He's energy personified. There have been a ton of transfers that transferred up and there scoring output doesn't necessarily follow. Rebounding translates at every level. It's heart and it's effort. That's what he does. Carson is just max effort, man. He just plays really hard. His effort on the glass on both ends, his physicality. He's a big brother to these dudes. He's feeding their belief because of the energy and the confidence that he gives them."

Last year's NCAA rebounding leader Carson Towt has been a high-level impact transfer from Northern Arizona. To start, he tied his career-high 19 rebounds in the season opener, which also set a new record for an Irish debut. He then became the first Irish player in the conference era (1995-present) to start the season with six straight games with double-digit rebounds.

Towt's current rebounding rankings:
- 10.2 rpg ranks 16th nationally, 2nd in the ACC
- 3.5 offensive rpg - 2nd in the ACC
- 6.6 defensive rpg - 5th in the ACC
- 132 total boards - 7th nationally, 2nd in the ACC
- 1,210 career rebounds - leads all active players

MORE THAN JUST REBOUNDING

Carson Towt is 19-26 (.731) from the floor over the past four games. He's averaging a double-double in that span at 10.0 points & 10.0 rebounds. He's also recorded the second most assists over the last four games with 11.

During that stretch, the graduate recorded a season high 19 points against Idaho, in what was his third double-double of the season (15 boards). He also scored 13 points in big road win at TCU, in which he was a perfect 6-6 from the floor, to go with his 9 boards & 4 assists.

CERTA-FIED

Cole Certa has flashed NBA Jam on fire like moments at different points of this season. The sophomore sharpshooter flashed it in the season opener when he dropped 22 points on a career best 6-9 night from three-point range. He showed it vs. Mizzou when he converted three triples in the final 4:35 of the game, inlcuding the game-winning three with 17 seconds left.

But nothing tops his second half at TCU where he drained four triples in a row, ultimately converting five in the half and six in the game to finish with 20 points. It marked the second game this season in which Certa came off the bench and drained 5+ threes.

*Most games off the bench w/ 5+ three pointers made since 1996-97 for Notre Dame players only (Single Seasons Only):

2025-26 Cole Certa	2
2016-17 Matt Ryan	2
2003-04 Chris Quinn	2

Over the last five games, Certa has averaged the third most points at 12.2 ppg. He's 15-33 from three in that span (.455).

NOTRE NOTABLES

- The Irish are 13 wins away from 2,000 all-time. They would become the eighth program to achieve this feat.
- Logan Imes earned a career high 12 points vs. Purdue Fort Wayne (12/21). He shot 5-10 from the floor, including 2 triples. He also grabbed a career best 4 steals.
- Certa is a perfect 22-22 from the FT line. This marks the third most free throws made for those Division I players who have not missed this season.
- Njie grabbed a season best 10 rebounds in win over Evansville.
- According to Haslam Metrics, Notre Dame allows the 'Average Opponent' to convert only 3.2% of all second-chance opportunities (ranked 12th in the NCAA), and with a rating of 10.30, they're 13th in potential points allowed off of the offensive glass as well.
- Kenpom Rating: Offense 114.5 (81st) & Defense 102.1 (66th).

MARK ZACKERY IV ADDED TO MEN'S BASKETBALL ROSTER

Glenn & Stacey Murphy Notre Dame head coach Micah Shrewsberry announced the roster addition of Mark Zackery IV on

Thursday, Dec. 11.

Zackery IV is fresh off his freshman football season at Notre Dame, but is no stranger to the game of basketball. The former Indiana Class 4A state champion and Indiana All-Star will provide immediate depth to the point guard position.

"I think that Mark will be a great addition to our program," Shrewsberry stated.

"I have seen him play many times throughout his high school career. Whether competing with Team Teague, Indiana Elite, or Ben Davis High School, he always does things that help lead to winning. He will be an asset for us with his ball handling, playmaking, and defensive abilities. More importantly, he is a great young man that will add more value to our locker room and culture."

PLAYERS ERA ROUNDUP

Notre Dame left the desert with a 1-2 record at the Players Era. The Fighting Irish defeated Rutgers but fell to Kansas and No. 2 Houston by 10 points each. A commonality of both losses was poor three-point shooting, which was a strength heading into this MTE. Versus Kansas, Notre Dame was 4-24, and against Houston, the Irish were 6-28.

Against the top-three ranked Cougars, the Irish showed tremendous fight after falling into a 22-point hole, clawing back to just a four-point deficit. A standout in this game was junior guard Logan Imes, who supplied great minutes and boasted the biggest +/- at +10.

Markus Burton led Notre Dame in scoring for all three games in Vegas. The junior averaged 21.3 ppg on 53.3 percent shooting. He recorded 16 rebounds, 11 assists and six steals.

Freshman guard Jalen Haralson averaged 14.0 ppg in Vegas on 44.1 percent shooting.

IRISH DEPTH LEADS TO 3-0 START

Eleven different Irish scored in the season opener and in game two, six different Irish finished in double figures. The depth was on full display in week one. In game three, Coach Shrews found a lineup that clicked in the second half, dropping 47 points in that period to win by 20.

Game 1 - Burton popped off for 24 points as Cole Certa exploded onto the scene with 22 points behind six triples. Ryder Frost scored all 15 of his points in the second half.

Game 2 - Notre Dame recorded 19 assists on 36 made field goals. Carson Towt recorded his first double-double in an Irish uniform with 11 points and 10 rebounds. Sir Mohammed was the MVP with 10 points, six rebounds and a career high six assists. Brady Koehler netted his first game in double figures with 10 points.

Game 3 - Braeden Shrewsberry was 6-8 from three to total 18 total points. Jalen Haralson scored 13 of his 17 in the second half and finished the night a perfect 6-6 from the field. Burton led again with 21 points.

Coach Shrewsberry:
"We have 11 guys that are capable. Sometimes in practice you'll have separation, but there hasn't been much separation in practice. Every day a different player plays great and we have so many guys. So we don't have that 'ok you're doing this and this is your spot.' We have options now so we can keep mixing. If it's not your night, that's fine, we can go with someone else and that's ok. We are going to keep trying to press the right buttons."

PRESEASON ACCOLADES FOR BURTON

The collegiate landscape is starting to pick up on what Notre Dame fans already knew - Markus Burton is a special player. The junior guard picked up two major preseason accolades

- First Team Preseason All-ACC - last Irish player to garner Preseason First Team honors was senior forward John Mooney in 2019.
- Bob Cousy Award Watch List - recognizing the top-20 point guards in the country.
- Naismith Trophy Watch List
- Wooden Award Watch List

CORE NUCLEUS INTACT

For Notre Dame and Head Coach Micah Shrewsberry, retention and player development has been key. For the second consecutive year, the Fighting Irish return the highest scoring by percentage of any ACC school.

1. Notre Dame - 55.1%
2. Virginia Tech - 44.9%
3. BC 39.5%
4. SMU 39.2%
5. Stanford 39.2%

Leading those returners is one of the best backcourt duos in the ACC - junior guards Markus Burton and Braeden Shrewsberry. Approaching their third year together on the court, the duo combined for a league best 35.3 ppg.

HIGHEST RATED ND RECRUIT CLASS IN MODERN HISTORY TAKES THE FLOOR

When Micah Shrewsberry became the Glenn & Stacey Murphy Notre Dame Men's Basketball Head Coach he told fans to jump on now because the train was taking off. Said recruiting train built massive momentum that materialized in Notre Dame's highest-rated recruiting class in the modern era.

The class was ranked fourth in the nation by 247Sports, fifth by ESPN, fifth by Rivals and sixth by ON3. It's also the top-rated class in the state of Indiana; second overall in the ACC.

The class is comprised of Tommy Ahneman, Ryder Frost, Brady Koehler and Jalen Haralson - the latter (at the time of his signing) was the highest rated recruit for Notre Dame in the modern era.

Haralson became the 20th McDonald's All-American in program history and the first of the Shrews Era.

Frost was on Paul Biancardi's 2025 top shot-makers list. In 2024, he led the UA summer circuit in three-point percentage, converting 45.2 percent.

Koehler was a 2025 AP Indiana Boys Basketball All-State First Team selection. He attended Coach Shrews' high school and averaged 16.3 points, 6.6 rebounds, 3.0 assists and 2.0 steals.

Ahneman was the top-ranked prospect in the state of Minnesota and led Cretin-Derham to a Class 4A Station runner-up finish as a senior. He averaged 16.3 points

and 10.6 rebounds. Unfortunately, Ahneman is out indefinitely rehabbing his knee.

PAT GARRITY RETURNS TO ALMA MATER IN NEW ROLE

A Notre Dame basketball alumnus has returned home in a new role aimed at revolutionizing the operational aspect of Fighting Irish basketball. Back in May, Pat Garrity was named the Men's & Women's Basketball General Manager, along with serving as the primary sports administrator for the men's program.

Garrity will be tasked with developing long-term roster management strategies for both programs. He'll work to establish a clear vision in recruiting and the transfer portal, while working hand-in-hand with the NIL office on a financial asset allocation strategy.

As the sport administrator for the men's program, other key components of Garrity's role include, but aren't limited to, the development of annual strategic goals, team personnel management, budget analysis, revenue generation and fundraising, alumni relations and facility management.

Garrity graduated magna cum laude from Notre Dame in 1998 with a B.S. in Science Pre Professional Studies. On the court, he was just as successful – a three-time All-Big East selection, the 1997 Big East Player of the Year, a 1998 Second Team All-American and a two-time First Team Academic All-American. Garrity finished with 2,085 career points, which still ranks fifth all-time.

He was selected 19th overall in the first round of the 1998 NBA draft by the Milwaukee Bucks and traded immediately to the Phoenix Suns. In the summer of 1999 he was traded to the Orlando Magic, competing for nine seasons before retiring in 2008. During this time, he also served as secretary/treasurer for the National Basketball Players Association for seven seasons.

In August of 2014 Garrity landed the role of Director of Strategic Planning for the Detroit Pistons. In the summer of 2016, Garrity was promoted to Assistant General Manager and held that position for four seasons before leaving the post in 2020.

HASLAM METRICS ANALYSIS

Automated Team Capsule for 2025-26 Notre Dame 9-4 (0.692) | ACC

All-Play Percentage: 0.791 (77th)	**Schedule Strength:** 0.499 (147th)	**Record Quality:** 0.207 (83rd)	**Avg. Season Rank:** 71.71 (66th)
Pace: 66.15 (289th)	**Momentum:** -1.17 (262nd)	**Off. Momentum:** 0.72 (125th)	**Def. Momentum:** -1.89 (312th)
Consistency: -7.46 (55th)	**Res. Consistency:** -8.37 (40th)	**Away From Home:** -0.98 (226th)	**Paper Tiger Factor:** -0.98 (163rd)

NOTE: All data below reflects predicted performance against the **"AO" (average opponent)**, a fictitious opponent who represents the average in every stat category.
Hover over column headers or visit "ABOUT" page for an explanation of each measurement.
Includes games through December 23, 2025. Data shown on this page is based on time-dependent ratings.

OFFENSE	Eff	FTAR	FT%	FGAR	FG%	3PAR	3P%	MRAR	MR%	NPAR	NP%	PPSt	PPSC	SCC%	%3PA	%MRA	%NPA	Prox
RATING:	115.42	27.95	71.49	87.95	47.02	34.17	37.22	22.86	42.17	30.92	61.46	9.03	14.36	5.01	38.85	26.00	35.15	2.04
RANK:	84th	195th	196th	97th	82nd	177th	71st	79th	70th	256th	113th	331st	166th	243rd	195th	88th	279th	230th

DEFENSE	Eff	FTAR	FT%	FGAR	FG%	3PAR	3P%	MRAR	MR%	NPAR	NP%	PPSt	PPSC	SCC%	%3PA	%MRA	%NPA	Prox
RATING:	104.09	26.98	--	86.03	41.31	38.53	34.31	23.17	35.13	24.34	58.30	11.84	10.30	3.23	44.78	26.93	28.29	2.16
RANK:	97th	148th	--	189th	49th	326th	174th	320th	96th	7th	162nd	115th	13th	12th	335th	323rd	8th	10th

ANALYSIS:
While this site doesn't quite consider them to be in the national title hunt, Notre Dame has the potential to be a formidable opponent for many in Division I. Ranked 77th overall (out of 365) in our most recent ratings, they presently have a record of 9-4. Of the 18 schools in the ACC (average ranking 73.0), they're currently ranked as our #11 team in the conference.

Notre Dame succeeds primarily through their offense. They are ranked 84th in offensive efficiency and score in excess of 115 points every 100 possessions vs. AO. Notre Dame does fairly solid work converting shots between the three-point stripe and the low post. The squad is ranked 70th nationally in mid-range field goal percentage, making about 42.2% of their attempts from those locations vs. AO. The team will take a fair amount of shots from those in-between locations, too. Approximately 26.0% of their attempts vs. AO are of the mid-range variety, which puts the team in the top-100 in that category nationally. Notre Dame has also been generally quite good when shooting the three-pointer. They're ranked 71st nationally in three-point field goal percentage and make about 37.2% of their attempts from there vs. AO.

Notre Dame plays at roughly the same level defensively as they do offensively. The team ranks 97th nationally in defensive efficiency, allowing about 104 points every 100 trips upcourt vs. AO. Notre Dame does a fantastic job to prevent opposing teams from capitalizing on chances from offensive rebounds. The squad allows AO to convert only 3.2% of all second-chance opportunities (ranked 12th in the NCAA), and with a rating of 10.30, they're 13th in potential points allowed off of the offensive glass as well. Notre Dame also boasts one of the better overall defensive field goal percentages in the country. The team ranks #49 nationally in field goal percentage allowed, as AO only makes good on about 41.3% of their total attempts from the floor. If Notre Dame does exhibit a weakness on the defensive end of the floor, it'd likely be the team's unwillingness to take risks in order to score fast points off of the opposition's turnovers. The squad only has a rating of 9.03 in potential points scored off of steals vs. AO, which ranks 35th-worst in the college game.

CBB ANALYTICS SITE

Team Stats - Full Season Stats

Core Stats	Season		Misc Scoring	Season		Box Score	Season	
Net Rating	12.6	86	FB Pts / Game	9.2	216	Points / Game	76.7	142
Offensive Rating	116.4	92	% Pts on Fast Break	12.0%	236	Assists / Game	13.1	210
Defensive Rating	103.8	90	Paint Pts / Game	32.5	164	ORebs / Game	11.0	175
Pace	65.3	315	% Pts in Paint	42.3%	198	DRebs / Game	26.7	62
Effective FG%	55.0%	71	2nd Pts / Game	10.5	222	Steals / Game	5.0	335
Off Rebound Pct	33.3%	117	% Pts on 2nd Chance	13.7%	246	Blocks / Game	1.9	339
Turnover Pct	15.3%	197	POTOV / Game	13.4	200	TOVs / Game	11.9	163
FT Attempt Rate	32.9%	237	Bench / Game	24.5	130	PFs / Game	17.4	131
Shooting	**Season**		**Adv Offense**	**Season**		**Adv Defense**	**Season**	
FGAs / Game	57.5	241	Offensive Rating	116.4	92	Defensive Rating	103.8	90
Field Goal Pct	47.1%	78	True Shooting %	58.3%	83	Def Rebound Pct	76.3%	8th
2PAs / Game	33.5	239	3-Point Att Rate	41.6%	147	Steal Pct	7.6%	322
2-Point Pct	53.7%	126	FT Attempt Rate	32.9%	237	Block Pct	6.2%	324
3PAs / Game	23.9	152	Assist Pct	48.3%	282	Hakeem Pct	13.8%	341
3-Point Pct	37.9%	33	Turnover Pct	15.3%	197	PF Efficiency	0.40x	336
FTAs / Game	18.9	251	Ast/Tov Ratio	1.10x	194	Steals / PF	0.29x	313
Free Throw Pct	71.1%	207	PFDs / Game	17.1	240	Blocks / PF	0.11x	328

Opponent Stats - Full Season Stats

Core Stats	Season		Misc Scoring	Season		Box Score	Season	
Net Rating	-12.6	86	FB Pts / Game	8.8	94	Points / Game	68.4	55
Offensive Rating	103.8	90	% Pts on Fast Break	12.8%	124	Assists / Game	12.5	97
Defensive Rating	116.4	92	Paint Pts / Game	24.2	11th	ORebs / Game	8.3	11th
Pace	65.3	51	% Pts in Paint	35.3%	16th	DRebs / Game	22.1	61
Effective FG%	49.1%	110	2nd Pts / Game	8.4	20th	Steals / Game	5.7	57
Off Rebound Pct	23.7%	8th	% Pts on 2nd Chance	12.3%	34	Blocks / Game	2.8	78
Turnover Pct	14.1%	254	POTOV / Game	14.3	210	TOVs / Game	10.5	300
FT Attempt Rate	33.6%	135	Bench / Game	15.4	12th	PFs / Game	17.5	218
Shooting	**Season**		**Adv Offense**	**Season**		**Adv Defense**	**Season**	
FGAs / Game	55.8	76	Offensive Rating	103.8	90	Defensive Rating	116.4	92
Field Goal Pct	41.7%	70	True Shooting %	53.3%	104	Def Rebound Pct	66.7%	117
2PAs / Game	31.2	34	3-Point Att Rate	44.2%	303	Steal Pct	8.6%	70
2-Point Pct	48.4%	80	FT Attempt Rate	33.6%	135	Block Pct	8.3%	99
3PAs / Game	24.7	243	Assist Pct	53.5%	196	Hakeem Pct	16.9%	61
3-Point Pct	33.3%	175	Turnover Pct	14.1%	254	PF Efficiency	0.48x	81
FTAs / Game	18.8	90	Ast/Tov Ratio	1.18x	214	Steals / PF	0.33x	93
Free Throw Pct	72.1%	203	PFDs / Game	17.2	127	Blocks / PF	0.16x	94

GAME BY GAME COMPARISON

2025-26 Notre Dame Men's Basketball
Team Game-by-Game
All games

Page 1/1
as of Dec 21, 2025

				Total		3-Pointers		Free throws		Rebounds										
Opponent	**Date**	**Score**		**FG-FGA**	**PCT**	**3FG-3FGA**	**PCT**	**FT-FTA**	**PCT**	**OFF**	**DEF**	**TOT**	**AVG**	**PF**	**A**	**TO**	**BLK**	**STL**	**PTS**	**AVG**
LIU	11/03/2025	89-67	W	27-55	.491	14-27	.519	21-30	.700	17	28	45	45.0	24	15	19	1	7	89	89.0
Detroit Mercy	11/07/2025	102-70	W	36-69	.522	14-32	.438	16-22	.727	11	33	44	44.5	15	19	7	2	8	102	95.5
Eastern Ill.	11/11/2025	78-58	W	29-60	.483	9-28	.321	11-15	.733	17	23	40	43.0	15	13	10	1	4	78	89.7
at Ohio St.	11/16/2025	63-64	L	24-51	.471	3-10	.300	12-20	.600	7	29	36	41.3	21	8	13	1	6	63	83.0
Bellarmine	11/19/2025	86-79	W	28-49	.571	7-19	.368	23-32	.719	9	22	31	39.2	23	10	14	1	3	86	83.6
vs Kansas	11/24/2025	61-71	L	22-64	.344	4-24	.167	13-15	.867	10	24	34	38.3	13	6	5	4	7	61	79.8
vs Rutgers	11/25/2025	68-63	W	27-55	.491	8-18	.444	6-9	.667	13	24	37	38.1	14	11	16	2	6	68	78.1
vs Houston	11/26/2025	56-66	L	17-50	.340	6-28	.214	16-21	.762	9	25	34	37.6	19	10	8	1	2	56	75.4
Missouri	12/02/2025	76-71	W	25-54	.463	11-33	.333	15-18	.833	7	26	33	37.1	19	16	13	2	4	76	75.4
at TCU	12/05/2025	87-85	Wot	33-60	.550	12-26	.462	9-20	.450	8	28	36	37.0	20	27	14	2	2	87	76.6
Idaho	12/10/2025	80-65	W	32-61	.525	9-14	.643	7-10	.700	11	28	39	37.2	8	15	9	5	2	80	76.9
Evansville	12/13/2025	82-58	W	28-59	.475	14-25	.560	12-17	.706	10	28	38	37.3	17	9	12	0	9	82	77.3
Purdue Fort Wayne	12/21/2025	69-72	L	24-60	.400	7-27	.259	14-17	.824	14	29	43	37.7	18	11	15	3	5	69	76.7
Total		**997**		**352-747**	**.471**	**118-311**	**.379**	**175-246**	**.711**	**143**	**347**	**490**	**37.7**	**226**	**170**	**155**	**25**	**65**	**997**	**76.7**
Opponents		889		303-726	.417	107-321	.333	176-244	.721	108	287	395	30.4	227	162	137	36	74	889	68.4

Notre Dame Averages

Games Played	Points/ game	FG Pct	3FG Pct	FT Pct	Rebounds/ game	Assists/ game	Turnovers/ game	Assist/Turnover ratio	Steals/ game	Blocks/ game
13	76.7	47.1	37.9	71.1	37.7	13.1	11.9	1.1	5.0	1.9

2025-26 Notre Dame Men's Basketball
Opponents Game-by-Game
All games

Page 1/1
as of Dec 21, 2025

				Total		3-Pointers		Free throws		Rebounds										
Opponent	**Date**	**Score**		**FG-FGA**	**PCT**	**3FG-3FGA**	**PCT**	**FT-FTA**	**PCT**	**OFF**	**DEF**	**TOT**	**AVG**	**PF**	**A**	**TO**	**BLK**	**STL**	**PTS**	**AVG**
LIU	11/03/2025	89-67	W	21-55	.382	6-18	.333	19-31	.613	14	17	31	31.0	22	12	15	3	10	67	67.0
Detroit Mercy	11/07/2025	102-70	W	28-67	.418	9-30	.300	5-10	.500	8	25	33	32.0	21	15	13	3	5	70	68.5
Eastern Ill.	11/11/2025	78-58	W	21-54	.389	6-21	.286	10-12	.833	9	15	24	29.3	17	8	11	1	2	58	65.0
at Ohio St.	11/16/2025	63-64	L	19-50	.380	7-23	.304	19-23	.826	4	24	28	29.0	16	12	10	4	6	64	64.8
Bellarmine	11/19/2025	86-79	W	25-46	.543	7-22	.318	22-27	.815	2	15	17	26.6	22	7	13	0	8	79	67.6
vs Kansas	11/24/2025	61-71	L	28-60	.467	6-20	.300	9-13	.692	10	34	44	29.5	11	16	9	8	2	71	68.2
vs Rutgers	11/25/2025	68-63	W	20-51	.392	11-27	.407	12-17	.706	11	17	28	29.3	14	12	14	4	5	63	67.4
vs Houston	11/26/2025	56-66	L	20-59	.339	8-27	.296	18-23	.783	16	28	44	31.1	17	15	5	3	4	66	67.3
Missouri	12/02/2025	76-71	W	24-54	.444	6-21	.286	17-25	.680	9	22	31	31.1	19	12	12	1	10	71	67.7
at TCU	12/05/2025	87-85	Wot	29-60	.483	12-29	.414	15-23	.652	5	23	28	30.8	18	20	8	1	6	85	69.4
Idaho	12/10/2025	80-65	W	23-58	.397	10-24	.417	9-10	.900	7	20	27	30.5	12	13	6	2	3	65	69.0
Evansville	12/13/2025	82-58	W	21-53	.396	8-24	.333	8-13	.615	8	24	32	30.6	21	13	13	5	6	58	68.1
Purdue Fort Wayne	12/21/2025	69-72	L	24-59	.407	11-35	.314	13-17	.765	5	23	28	30.4	17	7	8	1	7	72	68.4
Total		**889**		**303-726**	**.417**	**107-321**	**.333**	**176-244**	**.721**	**108**	**287**	**395**	**30.4**	**227**	**162**	**137**	**36**	**74**	**889**	**68.4**
Notre Dame		997		352-747	.471	118-311	.379	175-246	.711	143	347	490	37.7	226	170	155	25	65	997	76.7

Opponents Averages

Games Played	Points/ game	FG Pct	3FG Pct	FT Pct	Rebounds/ game	Assists/ game	Turnovers/ game	Assist/Turnover ratio	Steals/ game	Blocks/ game
13	68.4	41.7	33.3	72.1	30.4	12.5	10.5	1.2	5.7	2.8

2025-26 Notre Dame Men's Basketball
Combined Team Statistics
All games

Game Records

Record	Overall	Home	Away	Neutral
ALL GAMES	9-4	7-1	1-1	1-2
CONFERENCE	0-0	0-0	0-0	0-0
NON-CONFERENCE	9-4	7-1	1-1	1-2

Score by Periods

Team	1st	2nd	OT	TOT
Notre Dame	446	540	11	997
Opponents	421	459	9	889

Team Box Score

No.	Player				Total		3-Point		F-Throw		Rebounds											
		GP-GS	MIN	AVG	FG-FGA	FG%	3FG-3FGA	3FG%	FT-FTA	FT%	OFF	DEF	TOT	AVG	PF	DQ	A	TO	BLK	STL	PTS	AVG
3	BURTON, Markus	10-10	300:59	30.1	65-133	.489	11-36	.306	44-48	.917	6	22	28	2.8	29	0	37	26	1	16	185	18.5
10	HARALSON, Jalen	12-10	300:53	25.1	65-133	.489	0-8	.000	46-68	.676	17	27	44	3.7	27	1	33	30	5	7	176	14.7
11	SHREWSBERRY, Braeden	13-13	393:18	30.3	52-108	.481	42-86	.488	12-16	.750	0	34	34	2.6	16	0	18	10	2	4	158	12.2
5	CERTA, Cole	13-3	266:37	20.5	32-82	.390	28-71	.394	22-22	1.000	5	14	19	1.5	15	0	11	6	0	4	114	8.8
33	TOWT, Carson	13-13	343:16	26.4	38-62	.613	0-0	.000	10-22	.455	46	86	132	10.2	38	1	27	15	5	8	86	6.6
13	MOHAMMED, Sir	13-4	215:35	16.6	27-65	.415	5-18	.278	9-18	.500	7	27	34	2.6	18	0	19	22	1	9	68	5.2
2	IMES, Logan	13-0	205:32	15.8	19-45	.422	11-28	.393	5-11	.455	6	25	31	2.4	18	0	12	9	0	10	54	4.2
12	SUNDRA, Garrett	13-12	243:01	18.7	21-46	.457	9-26	.346	2-5	.400	14	31	45	3.5	17	0	5	7	3	2	53	4.1
6	KOEHLER, Brady	12-0	122:35	10.2	13-30	.433	5-14	.357	4-7	.571	5	17	22	1.8	21	1	2	10	6	3	35	2.9
14	NJIE, Kebba	13-0	154:58	11.9	9-15	.600	0-1	.000	18-25	.720	9	35	44	3.4	23	0	3	9	2	1	36	2.8
7	FROST, Ryder	11-0	64:49	5.9	10-26	.385	7-23	.304	3-4	.750	2	7	9	0.8	2	0	2	1	0	1	30	2.7
0	STEVENS, Brady	2-0	05:05	2.5	1-2	.500	0-0	.000	0-0	.000	0	1	1	0.5	0	0	0	0	0	0	2	1.0
34	MACLELLAN, Matthew	3-0	08:24	2.8	0-0	.000	0-0	.000	0-0	.000	1	2	3	1.0	2	0	1	0	0	0	0	0.0
Team											25	19	44					10				
Total		**13**	**2625**		**352-747**	**.471**	**118-311**	**.379**	**175-246**	**.711**	**143**	**347**	**490**	**37.7**	**226**	**3**	**170**	**155**	**25**	**65**	**997**	**76.7**
Opponents		**13**	**2625**		**303-726**	**.417**	**107-321**	**.333**	**176-244**	**.721**	**108**	**287**	**395**	**30.4**	**227**	**5**	**162**	**137**	**36**	**74**	**889**	**68.4**

Team Statistics

	ND	OPP
Scoring	**997**	**889**
Points per game	76.7	68.4
Scoring margin	+8.3	-
Field goals-att	**352-747**	**303-726**
Field goal pct	.471	.417
3 point fg-att	**118-311**	**107-321**
3-point FG pct	.379	.333
3-pt FG made per game	9.1	8.2
Free throws-att	**175-246**	**176-244**
Free throw pct	.711	.721
F-Throws made per game	13.5	13.5
Rebounds	**490**	**395**
Rebounds per game	37.7	30.4
Rebounding margin	+7.3	-
Assists	**170**	**162**
Assists per game	13.1	12.5
Turnovers	**155**	**137**
Turnovers per game	11.9	10.5
Turnover margin	-1.4	-
Assist/turnover ratio	1.1	1.2
Steals	**65**	**74**
Steals per game	5.0	5.7
Blocks	**25**	**36**
Blocks per game	1.9	2.8
Winning streak	**0**	**-**
Home win streak	0	-
Attendance	**37169**	**18063**
Home games-Avg/Game	8-4646	2-9032
Neutral site-Avg/Game	-	3-2086

Team Results

Date	Opponent		Score	Att.
11/03/2025	LIU	W	89-67	3911
11/07/2025	Detroit Mercy	W	102-70	7608
11/11/2025	Eastern Ill.	W	78-58	3618
11/16/2025	at Ohio St.	L	63-64	12357
11/19/2025	Bellarmine	W	86-79	3676
11/24/2025	vs Kansas	L	61-71	4628
11/25/2025	vs Rutgers	W	68-63	0
11/26/2025	vs Houston	L	56-66	1629
12/02/2025	Missouri	W	76-71	4980
12/05/2025	at TCU	Wot	87-85	5706
12/10/2025	Idaho	W	80-65	3687
12/13/2025	Evansville	W	82-58	4323
12/21/2025	Purdue Fort Wayne	L	69-72	5366

NOTRE DAME HIGHS & LOWS

Notre Dame - Game Highs

POINTS	102		Detroit Mercy (11/07/2025)
	89		LIU (11/03/2025)
	87		at TCU (12/05/2025)
	86		Bellarmine (11/19/2025)
	82		Evansville (12/13/2025)
FIELD GOALS MADE	36		Detroit Mercy (11/07/2025)
	33		at TCU (12/05/2025)
FIELD GOAL ATTEMPTS	69		Detroit Mercy (11/07/2025)
	64		vs Kansas (N) (11/24/2025)
FIELD GOAL PERCENTAGE	.571	(28-49)	Bellarmine (11/19/2025)
	.550	(33-60)	at TCU (12/05/2025)
3 PT FG MADE	14		Evansville (12/13/2025)
	14		Detroit Mercy (11/07/2025)
	14		LIU (11/03/2025)
3 PT FG ATTEMPTS	33		Missouri (12/02/2025)
	32		Detroit Mercy (11/07/2025)
3 PT FG PERCENTAGE	.643	(9-14)	Idaho (12/10/2025)
	.560	(14-25)	Evansville (12/13/2025)
FREE THROWS MADE	23		Bellarmine (11/19/2025)
	21		LIU (11/03/2025)
FREE THROW ATTEMPTS	32		Bellarmine (11/19/2025)
	30		LIU (11/03/2025)
FREE THROW PERCENTAGE	.867	(13-15)	vs Kansas (N) (11/24/2025)
	.833	(15-18)	Missouri (12/02/2025)
REBOUNDS	45		LIU (11/03/2025)
	44		Detroit Mercy (11/07/2025)
ASSISTS	27		at TCU (12/05/2025)
	19		Detroit Mercy (11/07/2025)
STEALS	9		Evansville (12/13/2025)
	8		Detroit Mercy (11/07/2025)
BLOCKED SHOTS	5		Idaho (12/10/2025)
	4		vs Kansas (N) (11/24/2025)
TURNOVERS	19		LIU (11/03/2025)
	16		vs Rutgers (N) (11/25/2025)
FOULS	24		LIU (11/03/2025)
	23		Bellarmine (11/19/2025)

Notre Dame - Game Lows

POINTS	56		vs Houston (N) (11/26/2025)
	61		vs Kansas (N) (11/24/2025)
	63		at Ohio St. (11/16/2025)
	68		vs Rutgers (N) (11/25/2025)
	69		Purdue Fort Wayne (12/21/2025)
FIELD GOALS MADE	17		vs Houston (N) (11/26/2025)
	22		vs Kansas (N) (11/24/2025)
FIELD GOAL ATTEMPTS	49		Bellarmine (11/19/2025)
	50		vs Houston (N) (11/26/2025)
FIELD GOAL PERCENTAGE	.340	(17-50)	vs Houston (N) (11/26/2025)
	.344	(22-64)	vs Kansas (N) (11/24/2025)
3 PT FG MADE	3		at Ohio St. (11/16/2025)
	4		vs Kansas (N) (11/24/2025)
3 PT FG ATTEMPTS	10		at Ohio St. (11/16/2025)
	14		Idaho (12/10/2025)
3 PT FG PERCENTAGE	.167	(4-24)	vs Kansas (N) (11/24/2025)
	.214	(6-28)	vs Houston (N) (11/26/2025)
FREE THROWS MADE	6		vs Rutgers (N) (11/25/2025)
	7		Idaho (12/10/2025)
FREE THROW ATTEMPTS	9		vs Rutgers (N) (11/25/2025)
	10		Idaho (12/10/2025)
FREE THROW PERCENTAGE	.450	(9-20)	at TCU (12/05/2025)
	.600	(12-20)	at Ohio St. (11/16/2025)
REBOUNDS	31		Bellarmine (11/19/2025)
	33		Missouri (12/02/2025)
ASSISTS	6		vs Kansas (N) (11/24/2025)
	8		at Ohio St. (11/16/2025)
STEALS	2		Idaho (12/10/2025)
	2		at TCU (12/05/2025)
	2		vs Houston (N) (11/26/2025)
BLOCKED SHOTS	0		Evansville (12/13/2025)
	1		vs Houston (N) (11/26/2025)
	1		Bellarmine (11/19/2025)
	1		at Ohio St. (11/16/2025)
	1		Eastern Ill. (11/11/2025)
	1		LIU (11/03/2025)
TURNOVERS	5		vs Kansas (N) (11/24/2025)
	7		Detroit Mercy (11/07/2025)
FOULS	8		Idaho (12/10/2025)
	13		vs Kansas (N) (11/24/2025)

OPPONENT HIGHS & LOWS

Opponent - Game Highs

POINTS	85		at TCU (12/05/2025)
	79		Bellarmine (11/19/2025)
	72		Purdue Fort Wayne (12/21/2025)
	71		Missouri (12/02/2025)
	71		vs Kansas (N) (11/24/2025)
FIELD GOALS MADE	29		at TCU (12/05/2025)
	28		vs Kansas (N) (11/24/2025)
	28		Detroit Mercy (11/07/2025)
FIELD GOAL ATTEMPTS	67		Detroit Mercy (11/07/2025)
	60		at TCU (12/05/2025)
	60		vs Kansas (N) (11/24/2025)
FIELD GOAL PERCENTAGE	.543	(25-46)	Bellarmine (11/19/2025)
	.483	(29-60)	at TCU (12/05/2025)
3 PT FG MADE	12		at TCU (12/05/2025)
	11		Purdue Fort Wayne (12/21/2025)
	11		vs Rutgers (N) (11/25/2025)
3 PT FG ATTEMPTS	35		Purdue Fort Wayne (12/21/2025)
	30		Detroit Mercy (11/07/2025)
3 PT FG PERCENTAGE	.417	(10-24)	Idaho (12/10/2025)
	.414	(12-29)	at TCU (12/05/2025)
FREE THROWS MADE	22		Bellarmine (11/19/2025)
	19		at Ohio St. (11/16/2025)
	19		LIU (11/03/2025)
FREE THROW ATTEMPTS	31		LIU (11/03/2025)
	27		Bellarmine (11/19/2025)
FREE THROW PERCENTAGE	.900	(9-10)	Idaho (12/10/2025)
	.833	(10-12)	Eastern Ill. (11/11/2025)
REBOUNDS	44		vs Houston (N) (11/26/2025)
	44		vs Kansas (N) (11/24/2025)
ASSISTS	20		at TCU (12/05/2025)
	16		vs Kansas (N) (11/24/2025)
STEALS	10		Missouri (12/02/2025)
	10		LIU (11/03/2025)
BLOCKED SHOTS	8		vs Kansas (N) (11/24/2025)
	5		Evansville (12/13/2025)
TURNOVERS	15		LIU (11/03/2025)
	14		vs Rutgers (N) (11/25/2025)
FOULS	22		Bellarmine (11/19/2025)
	22		LIU (11/03/2025)

Opponent - Game Lows

POINTS	58		Evansville (12/13/2025)
	58		Eastern Ill. (11/11/2025)
	63		vs Rutgers (N) (11/25/2025)
	64		at Ohio St. (11/16/2025)
	65		Idaho (12/10/2025)
FIELD GOALS MADE	19		at Ohio St. (11/16/2025)
	20		vs Houston (N) (11/26/2025)
	20		vs Rutgers (N) (11/25/2025)
FIELD GOAL ATTEMPTS	46		Bellarmine (11/19/2025)
	50		at Ohio St. (11/16/2025)
FIELD GOAL PERCENTAGE	.339	(20-59)	vs Houston (N) (11/26/2025)
	.380	(19-50)	at Ohio St. (11/16/2025)
3 PT FG MADE	6		Missouri (12/02/2025)
	6		vs Kansas (N) (11/24/2025)
	6		Eastern Ill. (11/11/2025)
	6		LIU (11/03/2025)
3 PT FG ATTEMPTS	18		LIU (11/03/2025)
	20		vs Kansas (N) (11/24/2025)
3 PT FG PERCENTAGE	.286	(6-21)	Missouri (12/02/2025)
	.286	(6-21)	Eastern Ill. (11/11/2025)
FREE THROWS MADE	5		Detroit Mercy (11/07/2025)
	8		Evansville (12/13/2025)
FREE THROW ATTEMPTS	10		Idaho (12/10/2025)
	10		Detroit Mercy (11/07/2025)
FREE THROW PERCENTAGE	.500	(5-10)	Detroit Mercy (11/07/2025)
	.613	(19-31)	LIU (11/03/2025)
REBOUNDS	17		Bellarmine (11/19/2025)
	24		Eastern Ill. (11/11/2025)
ASSISTS	7		Purdue Fort Wayne (12/21/2025)
	7		Bellarmine (11/19/2025)
STEALS	2		vs Kansas (N) (11/24/2025)
	2		Eastern Ill. (11/11/2025)
BLOCKED SHOTS	0		Bellarmine (11/19/2025)
	1		Purdue Fort Wayne (12/21/2025)
	1		at TCU (12/05/2025)
	1		Missouri (12/02/2025)
	1		Eastern Ill. (11/11/2025)
TURNOVERS	5		vs Houston (N) (11/26/2025)
	6		Idaho (12/10/2025)
FOULS	11		vs Kansas (N) (11/24/2025)
	12		Idaho (12/10/2025)

2025-26 Notre Dame Men's Basketball

INDIVIDUAL HIGHS

Notre Dame - Individual Game Highs

POINTS	26		Braeden Shrewsberry vs Evansville (12/13/2025)
	25		Markus Burton vs Bellarmine (11/19/2025)
	24		Markus Burton vs Kansas (N) (11/24/2025)
	24		Markus Burton vs LIU (11/03/2025)
	22		Cole Certa vs LIU (11/03/2025)
FIELD GOALS MADE	10		Markus Burton vs Bellarmine (11/19/2025)
	9		Braeden Shrewsberry vs Evansville (12/13/2025)
	9		Carson Towt vs Idaho (12/10/2025)
	9		Markus Burton vs Rutgers (N) (11/25/2025)
	9		Markus Burton vs Kansas (N) (11/24/2025)
FIELD GOAL ATTEMPTS	19		Markus Burton vs Eastern Ill. (11/11/2025)
	18		Markus Burton vs Kansas (N) (11/24/2025)
FIELD GOAL PERCENTAGE (min 5 made)	1.000	(6-6)	Carson Towt at TCU (12/05/2025)
	1.000	(6-6)	Jalen Haralson vs Eastern Ill. (11/11/2025)
3 PT FG MADE	8		Braeden Shrewsberry vs Evansville (12/13/2025)
	6		Cole Certa at TCU (12/05/2025)
	6		Braeden Shrewsberry vs Eastern Ill. (11/11/2025)
	6		Cole Certa vs LIU (11/03/2025)
3 PT FG ATTEMPTS	12		Cole Certa at TCU (12/05/2025)
	10		Braeden Shrewsberry vs Evansville (12/13/2025)
3 PT FG PERCENTAGE (min 2 made)	1.000	(2-2)	Sir Mohammed vs Idaho (12/10/2025)
	1.000	(2-2)	Garrett Sundra at TCU (12/05/2025)
FREE THROWS MADE	9		Jalen Haralson vs Purdue Fort Wayne (12/21/2025)
	8		Markus Burton at Ohio St. (11/16/2025)
	8		Markus Burton vs LIU (11/03/2025)
FREE THROW ATTEMPTS	11		Jalen Haralson vs Purdue Fort Wayne (12/21/2025)
	9		Jalen Haralson vs Bellarmine (11/19/2025)
	9		Markus Burton at Ohio St. (11/16/2025)
	9		Markus Burton vs LIU (11/03/2025)
FREE THROW PERCENTAGE (min 3 made)	1.000	(6-6)	Markus Burton vs Kansas (N) (11/24/2025)
	1.000	(6-6)	Cole Certa vs Bellarmine (11/19/2025)
	1.000	(4-4)	Markus Burton vs Missouri (12/02/2025)
	1.000	(4-4)	Kebba Njie vs Bellarmine (11/19/2025)
	1.000	(4-4)	Markus Burton vs Eastern Ill. (11/11/2025)
	1.000	(4-4)	Braeden Shrewsberry vs Detroit Mercy (11/07/2025)
	1.000	(4-4)	Kebba Njie vs LIU (11/03/2025)
	1.000	(4-4)	Cole Certa vs LIU (11/03/2025)
	1.000	(3-3)	Brady Koehler vs Evansville (12/13/2025)
	1.000	(3-3)	Markus Burton vs Bellarmine (11/19/2025)
	1.000	(3-3)	Jalen Haralson at Ohio St. (11/16/2025)
REBOUNDS	19		Carson Towt vs LIU (11/03/2025)
	15		Carson Towt vs Idaho (12/10/2025)
ASSISTS	10		Markus Burton vs Missouri (12/02/2025)
	9		Jalen Haralson at TCU (12/05/2025)
STEALS	4		Logan Imes vs Purdue Fort Wayne (12/21/2025)
	4		Markus Burton vs Detroit Mercy (11/07/2025)
BLOCKED SHOTS	4		Brady Koehler vs Idaho (12/10/2025)
	2		Carson Towt vs Kansas (N) (11/24/2025)
TURNOVERS	6		Jalen Haralson vs Purdue Fort Wayne (12/21/2025)
	6		Markus Burton vs Rutgers (N) (11/25/2025)
FOULS	5		Brady Koehler vs Evansville (12/13/2025)
	5		Carson Towt at TCU (12/05/2025)
	5		Jalen Haralson vs Missouri (12/02/2025)

Opponent - Individual Game Highs

POINTS	29		Corey Hadnot II vs Purdue Fort Wayne (12/21/2025)
	26		Mark Mitchell vs Missouri (12/02/2025)
	24		Bruce Thornton at Ohio St. (11/16/2025)
	24		TJ Nadeau vs Detroit Mercy (11/07/2025)
	22		Jacob Crews vs Missouri (12/02/2025)
FIELD GOALS MADE	10		Corey Hadnot II vs Purdue Fort Wayne (12/21/2025)
	9		TJ Nadeau vs Detroit Mercy (11/07/2025)
FIELD GOAL ATTEMPTS	17		Jackson Rasmussen vs Idaho (12/10/2025)
	17		Mark Mitchell vs Missouri (12/02/2025)
FIELD GOAL PERCENTAGE (min 5 made)	.667	(6-9)	Jack Karasinski vs Bellarmine (11/19/2025)
	.643	(9-14)	TJ Nadeau vs Detroit Mercy (11/07/2025)
3 PT FG MADE	6		TJ Nadeau vs Detroit Mercy (11/07/2025)
	5		Jacob Crews vs Missouri (12/02/2025)
	5		Jamichael Davis vs Rutgers (N) (11/25/2025)
3 PT FG ATTEMPTS	11		Emanuel Sharp vs Houston (N) (11/26/2025)
	11		TJ Nadeau vs Detroit Mercy (11/07/2025)
3 PT FG PERCENTAGE (min 2 made)	.714	(5-7)	Jamichael Davis vs Rutgers (N) (11/25/2025)
	.667	(2-3)	Tre White vs Kansas (N) (11/24/2025)
FREE THROWS MADE	10		Christoph Tilly at Ohio St. (11/16/2025)
	9		Mark Mitchell vs Missouri (12/02/2025)
FREE THROW ATTEMPTS	13		Christoph Tilly at Ohio St. (11/16/2025)
	11		Mark Mitchell vs Missouri (12/02/2025)
FREE THROW PERCENTAGE (min 3 made)	1.000	(6-6)	Biko Johnson vs Idaho (12/10/2025)
	1.000	(6-6)	Preston Turner vs Eastern Ill. (11/11/2025)
	1.000	(5-5)	Tariq Francis vs Rutgers (N) (11/25/2025)
	1.000	(4-4)	Milos Uzan vs Houston (N) (11/26/2025)
	1.000	(4-4)	Mercy Miller vs Houston (N) (11/26/2025)
	1.000	(4-4)	Bruce Thornton at Ohio St. (11/16/2025)
	1.000	(3-3)	Kenyon Goodin vs Bellarmine (11/19/2025)
	1.000	(3-3)	John Mobley Jr. at Ohio St. (11/16/2025)
REBOUNDS	9		Connor Turnbull vs Evansville (12/13/2025)
	9		Tre White vs Kansas (N) (11/24/2025)
	9		Flory Bidunga vs Kansas (N) (11/24/2025)
	9		Bryson Tiller vs Kansas (N) (11/24/2025)
ASSISTS	8		Brock Harding at TCU (12/05/2025)
	7		Greg Gordon vs LIU (11/03/2025)
STEALS	5		Anthony Robinson II vs Missouri (12/02/2025)
	4		Micah Robinson at TCU (12/05/2025)
	4		Jomo Goings vs LIU (11/03/2025)
	4		Greg Gordon vs LIU (11/03/2025)
BLOCKED SHOTS	5		Flory Bidunga vs Kansas (N) (11/24/2025)
	4		Connor Turnbull vs Evansville (12/13/2025)
TURNOVERS	5		Anthony Robinson II vs Missouri (12/02/2025)
	4		Corey Hadnot II vs Purdue Fort Wayne (12/21/2025)
	4		Brian Waddell vs Bellarmine (11/19/2025)
	4		Malik Olafioye vs Eastern Ill. (11/11/2025)
	4		Malachi Davis vs LIU (11/03/2025)
FOULS	5		Chris Morgan vs Purdue Fort Wayne (12/21/2025)
	5		Anthony Robinson II vs Missouri (12/02/2025)
	5		Joseph Tugler vs Houston (N) (11/26/2025)
	5		Nate Johnson vs Detroit Mercy (11/07/2025)
	5		Malachi Davis vs LIU (11/03/2025)

2025-26 Notre Dame Men's Basketball

LAST TIME NOTRE DAME...

NOTRE DAME RECORDED A ...

	Score	Opponent	Date
1-Point win	55-54	vs. Pitt (ACC Tourney)	3/11/25
3 Consecutive 20-Point wins	89-67	LIU	11/3/25
	102-70	Detroit Mercy	11/7/25
	78-58	Eastern Illinois	11/11/25
30-Point win	102-70	Detroit Mercy	11/7/25
30-Point ACC win	90-56	Georgia Tech	2/26/22
40-Point win	92-49	Seattle	11/16/16
50-Point win	107-53	North Carolina A&T	12/4/16
30-Point loss	51-84	vs. #7 North Carolina	3/5/24
15-Point rally	93-89	at Duke	2/9/21
20-Point rally	71-65	vs. Virginia Tech (2nd half)	3/17/18
last-second shot win	89-87	vs. Rutgers (Atkinson Jr. lay up, 1.4)	3/16/22
last-10-second win	87-85	at TCU (OT)	12/5/25
overtime game	87-85	at TCU (OT)	12/5/25
multi-overtime game	112-110	vs Cal (4OT)	3/8/25
overtime victory	87-85	at TCU (OT)	12/5/25
5-game win streak	5 games	11/10/22 to 11/22/22	
10-game win streak	11 games	11/26/14 through 1/5/15	
15-game win streak	18 games	12/31/53 through 3/9/54	
5-game loss streak	5	11/22/24 through 12/3/24	

NOTRE DAME SHOT ...

	%	FGM-FGA	Opponent	Date
55% on FGs	.550	33-60	at TCU	12/5/25
55% on FGs, consecutive games	.552	32-58	at Duke	2/9/21
	.593	32-64	at Georgia Tech	2/6/21
60% on FGs	.615	32-52	at Syracuse	2/24/24
65% on FGs	.660	35-53	at Boston College	2/21/15
65% on FGs, first half	.696	16-23	Virginia	12/30/23
55% on 3FGs (10+ att)	.560	14-25	Evansville	12/13/25
60% on 3FGs (10+ att)	.643	9-14	Idaho	12/10/25
70% on 3FGs (10+ att)	.714	15-21	at Florida State	1/18/17
90% on FTs (10+ att)	.905	19-21	at #13/14 Clemson	2/26/25
100% on FTs (10+ att)	1.000	16-16	Virginia Tech	2/8/25

NOTRE DAME ...

	Pts	ND-Opp	Opponent	Date
Scored 100 points	102	102-70	Detroit Mercy	11/7/25
Scored 110 points	112	112-110 (4OT)	Cal	3/8/25
Scored 100 points on the road	103	103-84	at Providence	2/21/09
Scored 100 points at a neutral site	100	100-77	vs. Houston	3/12/78
Scored 100 points and lost	106	106-119	vs. Houston	3/20/71
Allowed 100 points	110	112-110 (4OT)	Cal	3/8/25
Scored less than 50 points	48	48-69	at Georgia	12/3/24
Allowed less than 40 points	39	82-39	Binghamton	11/14/14
Allowed less than 50 points	43	59-43	Jacksonville	12/27/22

	Stat	Md-Att	Opponent	Date
Made 40 FGs	41	41-59	Detroit Mercy	12/10/19
Made 15 or more 3FGs		15-37	at Syracuse	1/14/23
Made 15 or more 3FGs in consecutive games		20-39	Detroit Mercy	12/10/19
		15-39	UCLA	12/14/19
Made 10 3FGs in a half	.667	10-15	at Syracuse (2nd Half)	2/24/24
Made 20 3FGs	.513	20-39	Detroit Mercy	12/10/19
Made 30 free throws	94.7%	36-38	UIC	11/6/18
Had 15 or more assists in 1st half	15		at Syracuse	2/20/21
Had 15 or more assists in 2nd half	16		Detroit Mercy	12/10/19
Had 20 or more assists	See 25			
Had 25 or more assists	27		at TCU (OT)	12/5/25
Had 30 or more assists	33		Detroit Mercy	12/10/19
Had 15 offensive rebounds	17		LIU	11/3/25
Had 20 offensive rebounds	22		Marshall	11/15/19
Had 25 offensive rebounds	26		Louisville (2 OT)	1/16/18
Had 50 total rebounds	50		Cal	3/8/25
Doubled opponent rebounds	50/23		Stonehill	11/6/24
Allowed zero off rebounds	0		Bellarmine	12/23/20
Committed 5 turnovers or less	4		Wake Forest	2/4/23
Committed 25 turnovers	26		at Villanova	2/8/00
Forced 15 turnovers	18		Boston College	1/13/25
Forced 20 turnovers	21		Toledo (OT)	
Forced 25 turnovers	30		New Hampshire	11/16/01

NOTRE DAME ...

	Opponent	Date	Player	Stat
5 double-figure scorers	See 6			
6 double-figure scorers	Detroit Mercy	11/7/25	Carson Towt	11
			Markus Burton	13
			Braeden Shrewsberry	19
			Sir Mohammed	10
			Ryder Frost	10
			Brady Koehler	10
7 double-figure scorers	North Carolina A&T	12/4/16	V.J. Beachem	19
			Matt Ryan	17
			Matt Farrell	15
			Steve Vasturia	13
			T.J. Gibbs	12
			Rex Pflueger	10
			Bonzie Colson	10
4 players score 15 points	Ohio State	12/8/20	Prentiss Hubb	26
			Nate Laszewski	17
			Dane Goodwin	16
			Cormac Ryan	15
2 double-figure rebounders	See 3			
3 double-figure rebounders	at Boston College	1/15/24	Carey Booth	13
			Kebba Njie	10
			Julian Roper II	10

2025-26 Notre Dame Men's Basketball

LAST TIME NOTRE DAME...

2 players with 10 or more assists	Chicago State	11/26/12	Eric Atkins	11
			Jerian Grant	10
3 players with 5 or more assists	Fairleigh Dickinson	11/26/29	T.J. Gibbs	5
			Rex Pflueger	5
			Prentiss Hubb	5
2 players with double-doubles	at Georgia Tech	1/9/24	J.R. Konieczny	10 pts, 11 reb
			Tae Davis	10 pts, 10 reb
3 players with double-doubles	High Point	11/16/21	Paul Atkinson Jr.	19 pts, 11 reb
			Nate Laszewski	10 pts, 16 reb
			Dane Goodwin	12 pts, 11 reb
2 players with 5 or more 3FGM	at Syracuse	1/30/21	Prentiss Hubb	5-7
			Cormac Ryan	5-6
3 players with 3 or more 3FGM	at Lousiville	1/22/22	Blake Wesley	3-4
			Prentiss Hubb	3-5
			Dane Goodwin	3-5
			Trey Wertz	3-3
2 30-point scorers	Villanova	2/28/11	Ben Hansbrough	30
			Tim Abromaitis	30
2 20-point scorers	Evansville	12/13/25	Braeden Shrewsberry	26
			Sir Mohammed	21
3 20-point scorers	at Syracuse	1/4/20	John Mooney	28
			Prentiss Hubb	22
			T.J. Gibbs	21
A player ejected	Evansville	12/13/25	Brady Koehler	
A coach ejected	at Syracuse	1/18/25	Micah Shrewsberry	
9 different players with a three-pointer	Maryland Eastern Shore	11/22/23		

AN OPPOSING PLAYER HAD ...

	Stat	Player	Opponent	Date
25+ points	29	Corey Hadnot II	Purdue Fort Wayne	12/21/25
30+ points	See 35+			
35+ points	36	Jeremiah Wilkinson	Cal	3/8/25
40+ points	42	Cooper Flagg	at #4 Duke	1/11/25
45+ points	46	Jerome Robinson	Boston College	2/6/18
50+ points	52	Marshon Brooks	Providence	2/23/11
15 rebounds	16	Matthew Cleveland	Florida State	1/17/23
20 rebounds	22	DeJuan Blair	Pittsburgh	1/31/09
2 players w/ double-double	16 points, 11 reb	Armando Bacot	North Carolina	2/22/23
	11 points, 10 reb	Pete Nance		
a triple-double	18 pts, 10 reb, 13 ast	Marcus Williams	Connecticut	2/21/06
20 pts, 10 reb	20 pts, 10 reb	Maxime Raynaud	Stanford	3/5/25
20 pts, 20 reb	23 pts, 22 reb	DeJuan Blair	Pittsburgh	1/31/09
6+ 3FGs	6	TJ Nadeau	Detroit Mercy	11/7/25
10 assists	10	Elliot Cadeau	UNC	3/12/25
10 blocks	10	Hasheem Thabeet	Connecticut	1/5/08
10 steals	11	Mark Macon	Temple	1/29/89
3 players w/ double-digit reb.	11	Armando Bacot	North Carolina	2/22/23
	10	Pete Nance		
	11	Leaky Black		
5 players with double-digit points	14	Mady Sissoko	Cal	3/8/25
	36	Jeremiah Wilkinson		
	21	Andrej Stojakovic		
	11	Jovan Blacksher Jr		
	15	DJ Campbell		

AN IRISH PLAYER HAD ...

	Stat	Player	Opponent	Date
20 or more pts in a half	22 (1st)	Markus Burton	at Syracuse	1/18/25
20 or more pts in 1st half	22	Markus Burton	at Syracuse	1/18/25
20 or more pts in 2nd half	22	Tae Davis	at Georgia Tech	12/31/24
30-39 points	See 40			
40-49 points	43	Markus Burton	Cal	3/8/25
50+ points	52	Austin Carr	vs. TCU	3/13/71
15-19 rebounds	15	Carson Towt	Idaho	12/10/25
20+ rebounds	20	John Mooney	Clemson	3/6/19
a double-double off the bench	18 pts, 11 reb	J.R. Konieczny	vs Auburn	11/16/23
consecutive double-doubles	12 pts, 10 reb	J.R. Konieczny	at Miami	12/2/23
	19 pts, 10 reb		Western Michigan	12/5/23
Double-Double with pts and assists	18 pts, 10 ast	Markus Burton	Missouri	12/2/25
12 consecutive double-doubles	12	John Mooney	FDU, MD, BC, Det Mercy, UCLA, Indiana, AA&M, Syracuse, NC State, Lville, at GT, Syracuse	11/26/19 - 1/22/20
a triple-double	24 pts, 11 ast, 11 stls	Chris Thomas &	New Hampshire	11/16/01
15+ point, 5+ assists, 5+ steals	18 pts, 5 ast, 5 stl	Markus Burton	Georgia Tech	2/14/24
20+ points, 5+ rebounds, 5+ assists	20 pts, 5 reb, 9 ast	Jalen Haralson	at TCU (OT)	12/5/25
20 pts, 10 reb	20 pts, 10 reb	Tae Davis	Dartmouth	12/11/24
25 pts, 15 reb	28 pts, 16 reb	John Mooney	Marshall	11/15/19
20 pts, 20 reb	25 pts, 20 reb	Troy Murphy	at Seton Hall	1/8/01
20 pts, 10 ast	22 pts, 10 ast	Matt Farrell	vs. Purdue	12/17/16
10+ assists	10	Markus Burton	Missouri	12/2/25
5-9 blocks	5	Juwan Durham	Alabama A&M	12/29/19
10+ blocks	11	Jordan Cornette	Belmont	11/17/02
5-9 steals	5	Julian Roper II	North Dakota	11/19/24
10+ steals	11	Chris Thomas	New Hampshire	11/16/01
10+ offensive rebounds	11	Martinas Geben #	Louisville (2OT)	1/13/16
6 3FGs	see 8			
7 3FGs	see 8			
8 3FGs	8-10	Braeden Shrewsberry	Evansville	12/13/25
9 3FGs	9-13	Tim Abromaitis	Villanova	2/28/11
10 3FGs	10-12	Matt Farrell	at Boston College	2/17/18
5 consecutive 3FGs without a miss	6	Braeden Shrewsberry	Evansville	12/13/25
9 consecutive 3FGs without a miss	9-9	Matt Farrell	at Boston College	2/17/18
5 consecutive 20-pt games	20	Markus Burton	Pitt	2/22/25
	30		at Clemson	2/26/25
	29		at Wake Forest	3/1/25
	24		Stanford	3/5/25
	43		Cal	3/8/25
10 games or more with 20+ points	14	Luke Harangody		12/6/08-2/4/09
Scored 15 or more consecutive points	17	Dane Goodwin	at Duke	2/14/23

2025-26 Notre Dame Men's Basketball

GAME 1

LIU, 67

NOTRE DAME, 89

Nov. 3, 2025
Purcell Pavilion (South Bend, IN)

Official Basketball Box Score - Final
LIU at Notre Dame
11/03/25 Purcell Pavilion at the Joyce Center, Notre Dame
2025-26 Men's Basketball

Game Time: 7:00 PM
Game Duration: 2:15
Attendance: 3,911

Officials: Clarence Armstrong, Nick Terry, Connor Mooney

LIU - 67 Record: 0-1

NO.	Name		Min	FG M-A	3P M-A	FT M-A	Rebounds OR	DR	TOT	Fouls PF	FD	TP	AS	TO	ST	Blocks BS	BA	+/-
6	Mason Porter-Brown	F	35:32	3-8	1-2	5-6	2	2	4	1	4	12	1	2	1	1	1	-22
22	Shadrak Lasu	F	22:59	2-2	1-1	3-5	1	3	4	2	3	8	1	1	0	2	0	-14
33	Jamal Fuller	F	28:48	3-8	3-6	3-4	1	4	5	4	5	12	2	1	0	0	0	-18
0	Malachi Davis	G	23:55	2-8	0-3	1-2	0	1	1	5	2	5	0	4	1	0	0	-9
2	Greg Gordon		35:18	5-12	0-0	1-2	3	4	7	4	1	11	7	2	4	0	0	-11
1	Jomo Goings		32:13	2-6	1-3	3-6	5	2	7	3	5	8	1	3	4	0	0	-24
3	Faheim Saintleger-Meran		05:10	0-0	0-0	1-2	0	0	0	0	1	1	0	0	0	0	0	0
7	Isaiah Miranda		16:05	4-11	0-3	2-4	0	0	0	3	3	10	0	1	0	0	0	-12
Team							2	1	3	0		0		1				
Totals				21-55	6-18	19-31	14	17	31	22	24	67	12	15	10	3	1	-22

Shooting By Period		
1st FG%	6-28	21.4%
3PT%	2-8	25.0%
FT%	11-16	68.8%
2nd FG%	15-27	55.6%
3PT%	4-10	40.0%
FT%	8-15	53.3%
GM FG%	21-55	38.2%
3PT%	6-18	33.3%
FT%	19-31	61.3%

Dead Ball Rebounds: 4, 0

Major Fouls: Fuller (F1) 1st 13:03

Notre Dame - 89 Record: 1-0

NO.	Name		Min	FG M-A	3P M-A	FT M-A	Rebounds OR	DR	TOT	Fouls PF	FD	TP	AS	TO	ST	Blocks BS	BA	+/-
12	Garrett Sundra	F	19:59	2-4	1-3	0-0	1	1	2	4	0	5	0	1	1	0	0	12
33	Carson Towt	F	28:40	1-4	0-0	0-0	6	13	19	2	0	2	3	0	2	1	0	24
3	Markus Burton	G	27:11	7-13	2-4	8-9	1	0	1	4	7	24	1	4	0	0	1	23
10	Jalen Haralson	G	12:23	2-7	0-1	0-1	0	3	3	1	3	4	0	4	0	0	1	7
11	Braeden Shrewsberry	G	18:29	1-4	0-2	0-0	0	0	0	1	0	2	3	1	1	0	1	7
5	Cole Certa		24:59	6-10	6-9	4-4	2	2	4	2	2	22	2	2	0	0	0	13
6	Brady Koehler		06:20	0-1	0-1	1-2	0	2	2	2	1	1	1	0	0	0	0	2
13	Sir Mohammed		16:45	1-3	1-2	2-4	0	1	1	2	2	5	1	3	1	0	0	8
14	Kebba Njie		11:26	2-3	0-0	4-4	3	1	4	3	4	8	0	0	0	0	0	-5
2	Logan Imes		20:13	0-0	0-0	1-4	1	2	3	2	2	1	3	2	2	0	0	8
7	Ryder Frost		13:35	5-6	4-5	1-2	1	1	2	1	1	15	1	0	0	0	0	11
Team							2	2	4	0		0		2				
Totals				27-55	14-27	21-30	17	28	45	24	22	89	15	19	7	1	3	22

Shooting By Period		
1st FG%	11-30	36.7%
3PT%	5-13	38.5%
FT%	13-17	76.5%
2nd FG%	16-25	64.0%
3PT%	9-14	64.3%
FT%	8-13	61.5%
GM FG%	27-55	49.1%
3PT%	14-27	51.9%
FT%	21-30	70.0%

Dead Ball Rebounds: 3, 0

Major Fouls: NONE

	LIU	UND
Biggest lead	0 (1st 20:00)	22 (2nd 2:08)
Best Scoring Run	6 (2nd 6:06)	9 (1st 16:09)
Lead Changes	0	
Times Tied	0	
Time with Lead	00:00	39:34

Points from	LIU	UND
Turnovers	14	21
Paint	24	26
Second Chance	12	21
Fast Breaks	12	9
Bench	19	52

Period by Period Scoring	1st	2nd	TOT
LIU	25	42	67
UND	40	49	89

GAME 2

DETROIT MERCY, 70

NOTRE DAME, 102

Nov. 7, 2025
Purcell Pavilion (South Bend, IN)

Official Basketball Box Score - Final
Detroit Mercy at Notre Dame
11/07/25 Purcell Pavilion at the Joyce Center, Notre Dame
2025-26 Men's Basketball

Game Time: 7:00 PM
Game Duration: 1:57
Attendance: 7,608

Officials: Lamar Simpson, Jeff Pon, Chase Shaw

Detroit Mercy - 70 Record: 0-2

NO.	Name		Min	FG M-A	3P M-A	FT M-A	Rebounds OR	DR	TOT	Fouls PF	FD	TP	AS	TO	ST	Blocks BS	BA	+/-
20	London Maiden	F	12:43	2-7	0-0	0-0	1	0	1	1	0	4	0	0	0	0	0	-9
1	Tyler Spratt	G	24:52	3-5	1-2	0-0	0	1	1	0	0	7	1	0	0	0	0	-19
5	Orlando Lovejoy	G	17:21	3-7	0-0	0-0	0	2	2	2	5	6	6	2	2	1	0	-17
10	Nate Johnson	G	19:59	3-6	1-3	0-0	0	0	0	5	0	7	0	1	0	0	1	-20
33	TJ Nadeau	G	26:30	9-14	6-11	0-2	0	3	3	2	2	24	3	2	1	0	0	-23
6	Xavier Istomin-Monroe		16:45	1-2	0-0	0-0	1	2	3	1	1	2	0	3	0	1	0	-11
2	Je'kel Cotton		13:25	0-5	0-5	0-0	2	5	7	2	0	0	1	0	1	0	0	-11
4	Keshawn Fisher		14:57	3-10	1-5	0-0	2	5	7	2	0	7	2	1	0	0	1	-3
7	Ayden Carter		13:31	3-5	0-1	2-2	0	4	4	2	1	8	0	2	0	0	0	-15
11	Lance Stone		16:13	0-3	0-2	1-2	0	0	0	3	2	1	0	0	0	0	0	-18
23	Legend Geeter		08:11	1-2	0-1	1-2	1	2	3	0	3	3	1	0	0	1	0	-10
13	Jared Lary		11:55	0-0	0-0	1-2	0	0	0	1	1	1	1	1	0	0	0	0
30	Ryan Kalambay		02:21	0-0	0-0	0-0	0	0	0	0	0	0	0	0	0	0	0	-2
25	Zak Abdalla		01:17	0-1	0-0	0-0	0	0	0	0	0	0	0	0	1	0	0	-2
Team							1	1	2	0		0		1				
Totals				28-67	9-30	5-10	8	25	33	21	15	70	15	13	5	3	2	-32

Shooting By Period		
1st FG%	13-35	37.1%
3PT%	4-16	25.0%
FT%	1-2	50%
2nd FG%	15-32	46.9%
3PT%	5-14	35.7%
FT%	4-8	50%
GM FG%	28-67	41.8%
3PT%	9-30	30.0%
FT%	5-10	50.0%

Dead Ball Rebounds: 3, 0

Major Fouls: NONE

Notre Dame - 102 Record: 2-0

NO.	Name		Min	FG M-A	3P M-A	FT M-A	Rebounds OR	DR	TOT	Fouls PF	FD	TP	AS	TO	ST	Blocks BS	BA	+/-
12	Garrett Sundra	F	19:43	4-6	1-2	0-0	1	4	5	0	0	9	1	0	0	0	0	21
33	Carson Towt	F	20:59	5-7	0-0	1-2	4	6	10	1	1	11	5	1	1	0	0	25
3	Markus Burton	G	17:46	4-8	1-2	4-5	0	3	3	4	9	13	2	1	4	0	2	19
11	Braeden Shrewsberry	G	28:50	5-8	5-8	4-4	0	3	3	0	2	19	3	0	1	0	0	30
13	Sir Mohammed	G	22:58	4-9	0-1	2-4	2	4	6	1	4	10	6	2	0	0	1	23
2	Logan Imes		19:56	2-6	1-3	1-2	1	4	5	0	1	6	0	0	1	0	0	14
5	Cole Certa		20:56	2-8	2-7	0-0	0	0	0	1	1	6	1	0	0	0	0	14
7	Ryder Frost		13:08	3-6	2-5	2-2	0	1	1	1	1	10	0	1	1	0	0	3
14	Kebba Njie		14:56	2-4	0-0	2-3	1	5	6	3	2	6	0	0	0	1	0	10
6	Brady Koehler		14:32	4-6	2-4	0-0	1	3	4	3	0	10	0	1	0	1	0	3
0	Brady Stevens		03:08	1-1	0-0	0-0	0	0	0	0	0	2	0	0	0	0	0	-1
34	Matthew MacLellan		03:08	0-0	0-0	0-0	0	0	0	1	0	0	1	0	0	0	0	-1
Team							1	0	1	0		0		1				
Totals				36-69	14-32	16-22	11	33	44	15	21	102	19	7	8	2	3	32

Shooting By Period		
1st FG%	14-30	46.7%
3PT%	8-16	50.0%
FT%	8-12	66.7%
2nd FG%	22-39	56.4%
3PT%	6-16	37.5%
FT%	8-10	80%
GM FG%	36-69	52.2%
3PT%	14-32	43.8%
FT%	16-22	72.7%

Dead Ball Rebounds: 3, 0

Major Fouls: NONE

	DM	ND
Biggest lead	3 (1st 19:10)	36 (2nd 8:08)
Best Scoring Run	7 (2nd 1:34)	9 (1st 10:42)
Lead Changes	1	
Times Tied	2	
Time with Lead	02:46	34:25

Points from	DM	ND
Turnovers	10	20
Paint	24	44
Second Chance	5	20
Fast Breaks	13	20
Bench	22	40

Period by Period Scoring	1st	2nd	TOT
DM	31	39	70
ND	44	58	102

GAME 3

EASTERN ILLINOIS, 58

NOTRE DAME, 78

Nov. 11, 2025
Purcell Pavilion (South Bend, IN)

Official Basketball Box Score - Final
Eastern Ill. at Notre Dame
11/11/25 Purcell Pavilion at the Joyce Center, Notre Dame
2025-26 Men's Basketball

Game Time: 7:30 PM
Game Duration: 1:59
Attendance: 3,618

Officials: Tony Chiazza, Matt Potter, Randall Wells

Eastern Ill. - 58 Record: 1-2

NO.	Name		Min	FG M-A	3P M-A	FT M-A	Rebounds OR	DR	TOT	Fouls PF	FD	TP	AS	TO	ST	Blocks BS	BA	+/-
7	Prince Johnson	F	22:46	1-3	0-0	0-0	2	1	3	4	1	2	0	0	0	0	0	-7
40	Kooper Jacobi	F	34:57	8-16	4-8	0-0	2	1	3	1	0	20	0	0	0	0	0	-18
3	Meechie White	G	19:40	2-2	1-1	0-0	0	2	2	4	0	5	0	1	1	0	0	-9
5	Zion Fruster	G	36:17	4-14	0-4	3-4	0	4	4	2	4	11	3	3	1	1	1	-23
10	Preston Turner	G	35:54	4-9	0-4	6-6	0	3	3	1	5	14	2	0	0	0	0	-20
15	Andrew Austin		12:24	0-3	0-3	0-0	0	0	0	2	2	0	1	0	0	0	0	-10
8	Terry McMorris		13:59	1-5	0-0	0-0	2	0	2	2	1	2	0	0	0	0	0	-5
11	Malik Olafioye		20:20	0-0	0-0	1-2	1	4	5	1	2	1	2	4	0	0	0	-11
1	Markus Blackwell		03:43	1-2	1-1	0-0	0	0	0	0	0	3	0	0	0	0	0	3
Team							2	0	2	0		0		3				
Totals				21-54	6-21	10-12	9	15	24	17	15	58	8	11	2	1	1	-20

Shooting By Period		
1st FG%	13-34	38.2%
3PT%	2-12	16.7%
FT%	0-0	0%
2nd FG%	8-20	40.0%
3PT%	4-9	44.4%
FT%	10-12	83.3%
GM FG%	21-54	38.9%
3PT%	6-21	28.6%
FT%	10-12	83.3%

Dead Ball Rebounds: 3, 0

Major Fouls: NONE

Notre Dame - 78 Record: 3-0

NO.	Name		Min	FG M-A	3P M-A	FT M-A	Rebounds OR	DR	TOT	Fouls PF	FD	TP	AS	TO	ST	Blocks BS	BA	+/-
12	Garrett Sundra	F	15:21	2-2	1-1	0-0	2	3	5	2	0	5	0	0	0	0	0	5
33	Carson Towt	F	24:24	2-6	0-0	1-2	8	3	11	4	4	5	3	3	1	0	1	13
3	Markus Burton	G	38:18	8-19	1-6	4-4	0	0	0	2	6	21	3	1	2	1	0	19
11	Braeden Shrewsberry	G	29:31	6-9	6-8	0-0	0	2	2	0	0	18	2	0	0	0	0	18
13	Sir Mohammed	G	26:11	2-6	0-3	0-1	2	3	5	2	2	4	2	1	0	0	0	22
5	Cole Certa		08:17	0-3	0-3	0-0	0	0	0	0	0	0	0	0	0	0	0	2
6	Brady Koehler		02:46	0-0	0-0	0-0	0	0	0	0	0	0	0	0	0	0	0	-2
10	Jalen Haralson		25:37	6-6	0-0	5-6	1	4	5	3	4	17	3	2	1	0	0	22
14	Kebba Njie		09:12	1-1	0-0	1-2	1	3	4	1	1	3	0	3	0	0	0	2
2	Logan Imes		16:50	2-7	1-6	0-0	0	1	1	1	0	5	0	0	0	0	0	-2
7	Ryder Frost		03:33	0-1	0-1	0-0	0	2	2	0	0	0	0	0	0	0	0	1
Team							3	2	5	0		0		0				
Totals				29-60	9-28	11-15	17	23	40	15	17	78	13	10	4	1	1	20

Shooting By Period		
1st FG%	13-30	43.3%
3PT%	2-13	15.4%
FT%	3-4	75%
2nd FG%	16-30	53.3%
3PT%	7-15	46.7%
FT%	8-11	72.7%
GM FG%	29-60	48.3%
3PT%	9-28	32.1%
FT%	11-15	73.3%

Dead Ball Rebounds: 3, 0

Major Fouls: NONE

	EIU	ND
Biggest lead	2 (1st 2:40)	23 (2nd 4:40)
Best Scoring Run	7 (1st 7:03)	10 (2nd 14:41)
Lead Changes	10	
Times Tied	2	
Time with Lead	02:32	32:50

Points from	EIU	ND
Turnovers	9	21
Paint	18	38
Second Chance	4	17
Fast Breaks	3	7
Bench	6	25

Period by Period Scoring	1st	2nd	TOT
EIU	28	30	58
ND	31	47	78

GAME 4

NOTRE DAME, 63

OHIO STATE, 64

Nov. 16, 2025
Value City Arena (Columbus, OH)

Official Basketball Box Score - Final
Notre Dame at Ohio State
11/16/25 Value City Arena, Columbus, Ohio
2025-26 Men's Basketball

Game Time: 12:30 PM
Game Duration: 2:13
Attendance: 12,357

Officials: Brian Dorsey, Paul Szelc, Jeffrey Anderson

Notre Dame - 63 Record: 3-1

NO.	Name		Min	FG M-A	3P M-A	FT M-A	Rebounds OR	DR	TOT	Fouls PF	FD	TP	AS	TO	ST	Blocks BS	BA	+/-
12	Garrett Sundra	F	20:16	2-3	1-2	0-0	0	2	2	4	0	5	0	0	1	0	0	-1
33	Carson Towt	F	29:07	4-5	0-0	0-3	2	10	12	3	3	8	2	2	0	0	0	5
3	Markus Burton	G	29:48	3-14	0-1	8-9	0	2	2	3	5	14	1	4	1	0	3	-1
11	Braeden Shrewsberry	G	32:11	4-7	2-3	1-2	0	4	4	1	1	11	0	2	1	0	1	2
13	Sir Mohammed	G	24:34	4-8	0-2	0-3	0	2	2	3	2	8	2	1	0	0	0	1
6	Brady Koehler		07:12	0-0	0-0	0-0	0	2	2	0	0	0	0	0	0	0	0	3
10	Jalen Haralson		26:18	5-10	0-0	3-3	0	2	2	3	3	13	3	3	2	1	0	-4
14	Kebba Njie		10:53	1-2	0-1	0-0	1	2	3	2	2	2	0	0	0	0	0	-6
2	Logan Imes		10:10	1-1	0-0	0-0	0	0	0	2	0	2	0	1	1	0	0	0
5	Cole Certa		07:49	0-0	0-0	0-0	0	0	0	0	0	0	0	0	0	0	0	-3
7	Ryder Frost		01:42	0-1	0-1	0-0	0	0	0	0	0	0	0	0	0	0	0	-1
Team							4	3	7	0		0		0				
Totals				24-51	3-10	12-20	7	29	36	21	16	63	8	13	6	1	4	-1

Shooting By Period		
1st FG%	14-24	58.3%
3PT%	1-4	25.0%
FT%	5-8	62.5%
2nd FG%	10-27	37.0%
3PT%	2-6	33.3%
FT%	7-12	58.3%
GM FG%	24-51	47.1%
3PT%	3-10	30.0%
FT%	12-20	60.0%

Dead Ball Rebounds: 3, 0

Major Fouls: NONE

Ohio State - 64 Record: 4-0

NO.	Name		Min	FG M-A	3P M-A	FT M-A	Rebounds OR	DR	TOT	Fouls PF	FD	TP	AS	TO	ST	Blocks BS	BA	+/-
14	Brandon Noel	F	19:22	0-0	0-0	0-0	0	1	1	0	0	0	2	0	1	1	0	-1
21	Devin Royal	F	32:26	2-6	1-3	2-2	1	5	6	1	2	7	1	1	0	0	0	2
13	Christoph Tilly	C	28:03	4-8	0-3	10-13	0	4	4	4	10	18	1	1	0	3	0	0
0	John Mobley Jr.	G	25:23	2-10	2-5	3-3	0	0	0	2	1	9	2	2	0	0	0	-4
2	Bruce Thornton	G	39:27	8-15	4-7	4-4	0	4	4	3	4	24	2	3	1	0	1	1
1	Amare Bynum		20:18	2-5	0-2	0-1	0	5	5	3	2	4	1	1	0	0	0	4
20	Colin White		08:26	0-1	0-1	0-0	0	0	0	1	0	0	0	0	2	0	0	-6
4	Gabe Cupps		15:10	1-3	0-2	0-0	0	2	2	0	1	2	1	1	1	0	0	5
7	Ivan Njegovan		09:13	0-1	0-0	0-0	0	1	1	2	1	0	2	0	1	0	0	2
3	Taison Chatman		02:12	0-1	0-0	0-0	0	1	1	0	0	0	0	0	0	0	0	2
Team							3	1	4	0		0		1				
Totals				19-50	7-23	19-23	4	24	28	16	21	64	12	10	6	4	1	1

Shooting By Period		
1st FG%	9-25	36.0%
3PT%	4-15	26.7%
FT%	9-9	100%
2nd FG%	10-25	40.0%
3PT%	3-8	37.5%
FT%	10-14	71.4%
GM FG%	19-50	38.0%
3PT%	7-23	30.4%
FT%	19-23	82.6%

Dead Ball Rebounds: 2, 1

Major Fouls: NONE

	UND	OSU
Biggest lead	11 (1st 9:14)	6 (2nd 6:38)
Best Scoring Run	8 (1st 14:36)	8 (1st 6:51)
Lead Changes	9	
Times Tied	4	
Time with Lead	27:01	07:36

Points from	UND	OSU
Turnovers	15	19
Paint	38	18
Second Chance	2	2
Fast Breaks	3	0
Bench	17	6

Period by Period Scoring	1st	2nd	TOT
UND	34	29	63
OSU	31	33	64

2025-26 Notre Dame Men's Basketball

GAME 5

BELLARMINE, 79

NOTRE DAME, 86

Nov. 24, 2025
MGM Grand Garden Arena (Las Vegas)

Official Basketball Box Score - Final
Bellarmine at Notre Dame
11/19/25 Purcell Pavilion at the Joyce Center, Notre Dame
2025-26 Men's Basketball

Game Time: 7:00 PM
Game Duration: 2:12
Attendance: 3,67

Officials: Bill Covington Jr, Tony Henderson, Joe Switzer

Bellarmine - 79 — **Record: 1-4**

NO.	Name		Min	FG M-A	3P M-A	FT M-A	Rebounds OR	DR	TOT	Fouls PF	FD	TP	AS	TO	ST	Blocks BS	BA	+/-
11	Brian Waddell	F	33:46	6-10	1-3	5-7	1	4	5	2	5	18	1	4	2	0	0	4
23	Sam Donald	F	25:02	0-6	0-4	2-2	0	1	1	3	1	2	0	2	3	0	1	-17
32	Jack Karasinski	F	29:20	6-9	2-5	3-5	0	4	4	3	5	17	0	2	1	0	0	3
2	Tyler Doyle	G	03:33	0-0	0-0	0-0	0	0	0	0	0	0	0	0	1	0	0	-5
8	Kenyon Goodin	G	33:14	3-4	1-2	3-3	0	2	2	4	3	10	2	1	0	0	0	-11
24	Michael Wilson Jr.		28:49	4-6	2-4	7-8	0	0	0	3	4	17	0	1	1	0	0	-1
22	Darrius Bolden		10:21	1-2	0-1	0-0	0	0	0	3	0	2	1	1	0	0	0	-4
5	Myles Watkins		20:52	4-6	1-2	2-2	0	3	3	3	2	11	3	2	0	0	0	6
10	Grant Whitaker		10:30	0-1	0-0	0-0	0	1	1	0	3	0	0	0	0	0	0	-4
7	Donovan Hunter		04:33	1-2	0-1	0-0	1	0	1	1	0	2	0	0	0	0	0	-6
Team							0	0	0	0		0		0				
Totals				25-46	7-22	22-27	2	15	17	22	23	79	7	13	8	0	1	-7

Shooting By Period		
1st FG%	10-22	45.5%
3PT%	3-12	25.0%
FT%	7-8	87.5%
2nd FG%	15-24	62.5%
3PT%	4-10	40.0%
FT%	15-19	78.9%
GM FG%	25-46	54.3%
3PT%	7-22	31.8%
FT%	22-27	81.5%

Dead Ball Rebounds: 2, 0

Major Fouls: NONE

Notre Dame - 86 — **Record: 4-1**

NO.	Name		Min	FG M-A	3P M-A	FT M-A	Rebounds OR	DR	TOT	Fouls PF	FD	TP	AS	TO	ST	Blocks BS	BA	+/-
12	Garrett Sundra	F	09:43	0-0	0-0	0-0	1	0	1	2	0	0	0	2	0	0	0	5
33	Carson Towt	F	29:23	4-6	0-0	4-6	3	8	11	2	5	12	0	2	0	0	0	12
3	Markus Burton	G	31:00	10-13	2-4	3-3	0	1	1	4	3	25	4	2	1	0	0	7
10	Jalen Haralson	G	29:57	6-12	0-2	4-9	3	1	4	2	7	16	5	1	0	0	0	13
11	Braeden Shrewsberry	G	28:56	2-5	2-5	1-2	0	4	4	3	1	7	0	1	0	1	0	12
6	Brady Koehler		13:02	2-3	0-1	0-0	1	2	3	3	0	4	0	1	0	0	0	4
13	Sir Mohammed		17:43	0-1	0-0	0-0	0	0	0	3	0	0	0	1	2	0	0	-17
5	Cole Certa		20:09	2-5	2-5	6-6	1	1	2	2	3	12	1	2	0	0	0	4
14	Kebba Njie		07:35	0-1	0-0	4-4	0	2	2	1	2	4	0	1	0	0	0	-6
2	Logan Imes		12:32	2-3	1-2	1-2	0	2	2	1	1	6	0	0	0	0	0	1
Team							0	1	1	0		0		1				
Totals				28-49	7-19	23-32	9	22	31	23	22	86	10	14	3	1	0	7

Shooting By Period		
1st FG%	15-25	60.0%
3PT%	3-7	42.9%
FT%	4-6	66.7%
2nd FG%	13-24	54.2%
3PT%	4-12	33.3%
FT%	19-26	73.1%
GM FG%	28-49	57.1%
3PT%	7-19	36.8%
FT%	23-32	71.9%

Dead Ball Rebounds: 6, 0

Major Fouls: NONE

	BELL	ND
Biggest lead	5 (1st 5:46)	22 (2nd 7:34)
Best Scoring Run	5 (1st 13:35)	12 (1st 1:42)
Lead Changes	6	
Times Tied	7	
Time with Lead	04:01	30:40

Points from	BELL	ND
Turnovers	17	15
Paint	24	36
Second Chance	2	12
Fast Breaks	10	13
Bench	32	26

Period by Period Scoring	1st	2nd	TOT
BELL	30	49	79
ND	37	49	86

GAME 6

(RV/RV) KANSAS, 71

NOTRE DAME, 61

Nov. 24, 2025
MGM Grand Garden Arena (Las Vegas)

Official Basketball Box Score - Final
Notre Dame at Kansas
11/24/25 MGM Grand Garden Arena, Las Vegas
2025-26 Men's Basketball

Game Time: 12:30 PM
Game Duration: 1:52

Officials: Lee Cassell, Orlandis Poole, Chance Moore

Notre Dame - 61 — **Record: 4-2**

NO.	Name		Min	FG M-A	3P M-A	FT M-A	Rebounds OR	DR	TOT	Fouls PF	FD	TP	AS	TO	ST	Blocks BS	BA	+/-
12	Garrett Sundra	F	22:50	1-6	0-2	0-0	2	1	3	1	1	2	0	0	0	1	1	-2
33	Carson Towt	F	27:32	1-4	0-0	0-0	2	8	10	3	0	2	2	0	1	2	0	-11
3	Markus Burton	G	34:39	9-18	0-3	6-6	1	2	3	2	4	24	1	3	3	0	3	-1
10	Jalen Haralson	G	24:54	5-14	0-2	3-5	3	2	5	3	4	13	1	1	0	1	2	-12
11	Braeden Shrewsberry	G	33:39	3-9	3-9	0-0	0	2	2	1	0	9	1	0	0	0	0	-11
5	Cole Certa		21:19	1-5	1-5	2-2	0	1	1	0	1	5	1	0	1	0	0	2
14	Kebba Njie		10:53	0-0	0-0	2-2	0	3	3	2	1	2	0	1	0	0	0	3
6	Brady Koehler		04:22	0-0	0-0	0-0	0	0	0	0	0	0	0	0	0	0	0	-5
13	Sir Mohammed		13:57	2-6	0-1	0-0	1	4	5	0	0	4	0	0	2	0	2	-3
2	Logan Imes		03:13	0-1	0-1	0-0	0	0	0	1	0	0	0	0	0	0	0	-9
7	Ryder Frost		02:42	0-1	0-1	0-0	0	0	0	0	0	0	0	0	0	0	0	-1
Team							1	1	2	0		0		0				
Totals				22-64	4-24	13-15	10	24	34	13	11	61	6	5	7	4	8	-10

Shooting By Period		
1st FG%	9-28	32.1%
3PT%	3-13	23.1%
FT%	11-13	84.6%
2nd FG%	13-36	36.1%
3PT%	1-11	9.1%
FT%	2-2	100%
GM FG%	22-64	34.4%
3PT%	4-24	16.7%
FT%	13-15	86.7%

Dead Ball Rebounds: 0, 0

Major Fouls: Burton (F1) 1st 11:19

Kansas - 71 — **Record: 4-2**

NO.	Name		Min	FG M-A	3P M-A	FT M-A	Rebounds OR	DR	TOT	Fouls PF	FD	TP	AS	TO	ST	Blocks BS	BA	+/-
15	Bryson Tiller	F	35:04	8-15	0-5	1-2	0	9	9	1	3	17	2	2	0	1	1	8
40	Flory Bidunga	F	33:40	8-15	0-0	2-3	3	6	9	1	5	18	5	2	0	5	1	15
3	Tre White	G	34:27	5-12	2-3	4-6	4	5	9	1	3	16	2	2	0	0	1	5
7	Kohl Rosario	G	19:17	0-1	0-1	0-0	0	0	0	3	0	0	1	0	0	0	0	2
14	Melvin Council Jr.	G	38:18	5-11	2-6	0-0	0	5	5	1	1	12	4	2	2	0	0	4
1	Jayden Dawson		04:13	0-0	0-0	0-0	0	0	0	0	0	0	0	0	0	0	0	1
13	Elmarko Jackson		14:29	1-2	1-2	0-0	0	1	1	1	0	3	1	0	0	1	0	10
11	Jamari McDowell		18:15	1-4	1-3	2-2	0	2	2	3	1	5	1	1	0	1	1	9
6	Samis Calderon		02:17	0-0	0-0	0-0	0	0	0	0	0	0	0	0	0	0	0	-4
Team							3	6	9	0		0		0				
Totals				28-60	6-20	9-13	10	34	44	11	13	71	16	9	2	8	4	10

Shooting By Period		
1st FG%	15-31	48.4%
3PT%	2-9	22.2%
FT%	7-11	63.6%
2nd FG%	13-29	44.8%
3PT%	4-11	36.4%
FT%	2-2	100%
GM FG%	28-60	46.7%
3PT%	6-20	30.0%
FT%	9-13	69.2%

Dead Ball Rebounds: 2, 0

Major Fouls: NONE

	NDU	KAN
Biggest lead	4 (1st 18:57)	13 (1st 0:58)
Best Scoring Run	7 (2nd 8:46)	9 (1st 9:43)
Lead Changes	3	
Times Tied	2	
Time with Lead	06:22	32:23

Points from	NDU	KAN
Turnovers	12	9
Paint	34	38
Second Chance	4	11
Fast Breaks	10	6
Bench	11	8

Period by Period Scoring	1st	2nd	TOT
NDU	32	29	61
KAN	39	32	71

GAME 7

RUTGERS, 63

NOTRE DAME, 68

Nov. 25, 2025
MGM Grand Garden Arena (Las Vegas)

Official Basketball Box Score - Final
Notre Dame at Rutgers
11/25/25 MGM Grand Garden Arena, Las Vegas
2025-26 Men's Basketball

Game Time: 10:00 AM
Game Duration: 1:58

Officials: Paul Szelc, Lucas Santos, Issac Barnett

Notre Dame - 68 — **Record: 1-0**

NO.	Name		Min	FG M-A	3P M-A	FT M-A	Rebounds OR	DR	TOT	Fouls PF	FD	TP	AS	TO	ST	Blocks BS	BA	+/-
33	Carson Towt	F	24:22	1-3	0-0	0-0	3	3	6	1	2	2	0	0	1	1	2	-8
3	Markus Burton	G	33:58	9-13	2-4	1-1	2	4	6	3	2	21	5	6	3	0	0	8
10	Jalen Haralson	G	28:31	6-12	0-0	3-4	0	1	1	4	4	15	1	1	1	0	1	3
11	Braeden Shrewsberry	G	33:03	5-11	3-6	0-0	0	2	2	1	0	13	1	1	0	0	1	-6
13	Sir Mohammed	G	23:01	2-2	0-0	2-2	1	3	4	0	2	6	3	5	1	0	0	4
12	Garrett Sundra		17:12	2-5	1-2	0-1	1	3	4	2	1	5	0	0	0	1	0	6
14	Kebba Njie		14:12	0-0	0-0	0-0	0	3	3	1	0	0	0	1	0	0	0	15
2	Logan Imes		11:18	1-2	1-1	0-1	0	3	3	1	3	3	0	0	0	0	0	0
5	Cole Certa		10:30	0-4	0-3	0-0	0	1	1	1	0	0	1	0	0	0	0	2
6	Brady Koehler		03:25	1-3	1-2	0-0	1	0	1	0	0	3	0	0	0	0	0	3
7	Ryder Frost		00:28	0-0	0-0	0-0	0	0	0	0	0	0	0	0	0	0	0	-2
Team							5	1	6	0		0		2				
Totals				27-55	8-18	6-9	13	24	37	14	14	68	11	16	6	2	4	5

Shooting By Period		
1st FG%	15-34	44.1%
3PT%	6-13	46.2%
FT%	0-0	0%
2nd FG%	12-21	57.1%
3PT%	2-5	40.0%
FT%	6-9	66.7%
GM FG%	27-55	49.1%
3PT%	8-18	44.4%
FT%	6-9	66.7%

Dead Ball Rebounds: 1, 0

Major Fouls: NONE

Rutgers - 63 — **Record: 0-1**

NO.	Name		Min	FG M-A	3P M-A	FT M-A	Rebounds OR	DR	TOT	Fouls PF	FD	TP	AS	TO	ST	Blocks BS	BA	+/-
9	Dylan Grant	F	33:40	5-8	3-5	2-2	2	5	7	1	2	15	2	2	1	1	0	0
27	Denis Badalau	F	25:03	2-6	1-4	0-0	1	2	3	1	1	5	2	1	0	0	0	5
21	Emmanuel Ogbole	C	11:45	0-0	0-0	0-0	0	2	2	1	0	0	0	3	0	2	0	-17
0	Tariq Francis	G	21:38	2-7	1-3	5-5	1	0	1	4	2	10	2	1	1	0	0	-5
1	Jamichael Davis	G	32:41	7-12	5-7	2-2	2	1	3	3	2	21	3	1	1	1	0	4
5	Darren Buchanan Jr.		14:23	1-3	0-0	1-4	0	0	0	0	2	3	0	1	0	0	1	-9
13	Harun Zrno		17:11	1-5	1-5	0-0	0	1	1	2	1	3	2	2	0	0	0	-5
2	Lino Mark		07:59	0-1	0-0	0-0	1	1	2	0	0	0	1	1	1	0	0	-6
15	Gevonte Ware		03:43	0-0	0-0	0-0	0	2	2	0	0	0	0	0	0	0	0	-3
3	Kaden Powers		04:17	0-3	0-3	0-0	0	0	0	0	0	0	0	1	0	0	0	-5
4	Bryce Dortch		19:03	2-5	0-0	0-1	1	1	2	1	2	4	0	0	1	0	0	7
11	Christopher Nwuli		08:37	0-1	0-0	2-3	1	0	1	1	2	2	0	0	0	0	1	9
Team							2	2	4	0		0		1				
Totals				20-51	11-27	12-17	11	17	28	14	14	63	12	14	5	4	2	-5

Shooting By Period		
1st FG%	9-22	40.9%
3PT%	4-12	33.3%
FT%	2-4	50%
2nd FG%	11-29	37.9%
3PT%	7-15	46.7%
FT%	10-13	76.9%
GM FG%	20-51	39.2%
3PT%	11-27	40.7%
FT%	12-17	70.6%

Dead Ball Rebounds: 1, 0

Major Fouls: NONE

	NDU	RUT
Biggest lead	19 (1st 2:26)	3 (1st 18:23)
Best Scoring Run	11 (1st 8:47)	9 (2nd 19:30)
Lead Changes	1	
Times Tied	1	
Time with Lead	35:44	02:26

Points from	NDU	RUT
Turnovers	16	14
Paint	36	16
Second Chance	13	16
Fast Breaks	9	6
Bench	11	12

Period by Period Scoring	1st	2nd	TOT
NDU	36	32	68
RUT	24	39	63

GAME 8

#3/2 HOUSTON, 66

NOTRE DAME, 56

Nov. 26, 2025
MGM Grand Garden Arena (Las Vegas)

Official Basketball Box Score - Final
Notre Dame at Houston
11/26/25 MGM Grand Garden Arena, Las Vegas
2025-26 Men's Basketball

Game Time: 12:30 PM
Game Duration: 1:56
Attendance: 1,629

Officials: Lee Cassell, Bret Smith, Lucas Santos

Notre Dame - 56 — **Record: 5-3**

NO.	Name		Min	FG M-A	3P M-A	FT M-A	Rebounds OR	DR	TOT	Fouls PF	FD	TP	AS	TO	ST	Blocks BS	BA	+/-
12	Garrett Sundra	F	06:46	0-4	0-2	0-0	0	1	1	0	0	0	0	0	0	0	0	-8
33	Carson Towt	F	25:26	0-0	0-0	2-3	1	3	4	4	4	2	0	1	0	0	0	-8
3	Markus Burton	G	40:00	6-14	1-4	6-7	1	6	7	4	5	19	5	3	0	0	3	-10
10	Jalen Haralson	G	22:19	4-8	0-1	6-8	1	1	2	0	4	14	0	1	0	1	0	-15
11	Braeden Shrewsberry	G	19:50	0-4	0-4	0-0	0	2	2	2	0	0	0	0	0	0	0	-13
7	Ryder Frost		23:40	2-8	1-7	0-0	1	2	3	0	0	5	1	0	0	0	0	2
14	Kebba Njie		14:34	1-1	0-0	0-1	0	1	1	2	2	2	1	0	0	0	0	-2
13	Sir Mohammed		04:46	0-1	0-0	0-0	0	1	1	1	0	0	0	1	0	0	0	-8
5	Cole Certa		20:11	2-6	2-6	2-2	0	3	3	4	2	8	1	0	1	0	0	0
2	Logan Imes		22:28	2-4	2-4	0-0	1	3	4	2	0	6	2	2	1	0	0	12
Team							4	2	6	0		0		0				
Totals				17-50	6-28	16-21	9	25	34	19	17	56	10	8	2	1	3	-10

Shooting By Period		
1st FG%	7-23	30.4%
3PT%	4-13	30.8%
FT%	7-9	77.8%
2nd FG%	10-27	37.0%
3PT%	2-15	13.3%
FT%	9-12	75%
GM FG%	17-50	34.0%
3PT%	6-28	21.4%
FT%	16-21	76.2%

Dead Ball Rebounds: 1, 0

Major Fouls: NONE

Houston - 66 — **Record: 7-1**

NO.	Name		Min	FG M-A	3P M-A	FT M-A	Rebounds OR	DR	TOT	Fouls PF	FD	TP	AS	TO	ST	Blocks BS	BA	+/-
11	Joseph Tugler	F	20:02	4-7	0-0	2-2	2	6	8	5	4	10	0	1	1	1	0	-3
5	Chris Cenac Jr	C	14:32	1-5	0-1	2-2	1	1	2	2	1	4	0	0	0	0	0	11
4	Kingston Flemings	G	21:51	0-4	0-1	1-2	1	4	5	4	1	1	5	0	1	0	0	8
7	Milos Uzan	G	38:23	4-10	3-8	4-4	1	4	5	0	4	15	3	2	0	0	0	13
21	Emanuel Sharp	G	32:58	5-16	4-11	3-4	2	3	5	1	3	17	3	2	1	0	1	8
8	Cedric Lath		08:16	0-0	0-0	0-0	0	0	0	0	0	0	0	0	0	0	0	8
1	Isiah Harwell		12:20	0-4	0-0	0-2	1	1	2	0	1	0	1	0	1	0	0	-6
3	Ramon Walker Jr.		23:41	4-6	1-3	0-1	2	2	4	0	1	9	2	0	0	1	0	8
25	Mercy Miller		13:39	0-3	0-1	4-4	2	2	4	4	3	4	1	0	0	0	0	9
0	Kordel Jefferson		01:09	0-0	0-0	0-0	0	0	0	0	0	0	0	0	0	0	0	-4
24	Chase McCarty		03:32	0-2	0-2	0-0	0	1	1	0	0	0	0	0	0	0	0	-6
14	Kalifa Sakho		09:37	2-2	0-0	2-2	0	0	0	1	1	6	0	0	0	1	0	4
Team							4	4	8	0		0		0				
Totals				20-59	8-27	18-23	16	28	44	17	19	66	15	5	4	3	1	10

Shooting By Period		
1st FG%	16-36	44.4%
3PT%	7-16	43.8%
FT%	0-2	0%
2nd FG%	4-23	17.4%
3PT%	1-11	9.1%
FT%	18-21	85.7%
GM FG%	20-59	33.9%
3PT%	8-27	29.6%
FT%	18-23	78.3%

Dead Ball Rebounds: 3, 0

Major Fouls: Tugler (F1) 2nd 12:48

	NDU	HOU
Biggest lead	0 (1st 20:00)	22 (1st 9:38)
Best Scoring Run	10 (2nd 12:16)	10 (1st 12:46)
Lead Changes	0	
Times Tied	0	
Time with Lead	00:00	38:54

Points from	NDU	HOU
Turnovers	9	12
Paint	20	20
Second Chance	10	24
Fast Breaks	4	2
Bench	21	19

Period by Period Scoring	1st	2nd	TOT
NDU	25	31	56
HOU	39	27	66

2025-26 Notre Dame Men's Basketball

GAME 9

(RV/RV) MISSOURI, 71

NOTRE DAME, 76

Dec. 2, 2025
Purcell Pavilion (South Bend, IN)

Official Basketball Box Score - Final
Missouri at Notre Dame
12/02/25 Purcell Pavilion at the Joyce Center, Notre Dame
2025-26 Men's Basketball

Game Time: 9:00 PM
Game Duration: 2:16
Attendance: 4,980

Officials: Bill Covington Jr, Tony Henderson, Tim Clougherty

Missouri - 71 — **Record: 8-1**

NO.	Name		Min	FG M-A	3P M-A	FT M-A	Rebounds OR	DR	TOT	Fouls PF	FD	TP	AS	TO	ST	Blocks BS	BA	+/-
14	Jevon Porter	F	11:32	0-2	0-1	0-2	1	2	3	1	1	0	2	0	0	0	0	-3
25	Mark Mitchell	F	37:38	8-17	1-4	9-11	0	5	5	2	7	26	1	3	2	1	1	-7
15	Shawn Phillips Jr.	C	23:45	3-5	0-0	0-1	0	2	2	3	1	6	0	1	0	0	0	-7
0	Anthony Robinson II	G	36:56	3-8	0-3	0-0	1	6	7	5	2	6	3	5	5	0	0	2
12	Sebastian Mack	G	06:26	1-4	0-2	0-0	0	1	1	0	0	2	0	1	1	0	1	-8
6	Annor Boateng		12:52	1-3	0-0	1-2	0	0	0	2	1	3	1	0	1	0	0	3
45	Luke Northweather		16:15	0-1	0-1	0-1	1	1	2	2	1	0	1	0	0	0	0	2
35	Jacob Crews		31:23	6-11	5-10	5-6	1	1	2	4	3	22	0	1	0	0	0	-1
5	T.O. Barrett		23:14	2-3	0-0	2-2	0	1	1	0	3	6	4	0	1	0	0	-6
Team																		
Totals				24-54	6-21	17-25	9	22	31	19	19	71	12	12	10	1	2	-5

Shooting By Period		
1st FG%	15-28	53.6%
3PT%	3-13	23.1%
FT%	7-13	53.8%
2nd FG%	9-26	34.6%
3PT%	3-8	37.5%
FT%	10-12	83.3%
GM FG%	24-54	44.4%
3PT%	6-21	28.6%
FT%	17-25	68.0%

Dead Ball Rebounds: 3, 0

Major Fouls: Crews (TF) 2nd 7:47

Notre Dame - 76 — **Record: 6-3**

NO.	Name		Min	FG M-A	3P M-A	FT M-A	Rebounds OR	DR	TOT	Fouls PF	FD	TP	AS	TO	ST	Blocks BS	BA	+/-
12	Garrett Sundra	F	21:36	1-5	0-4	0-0	0	4	4	1	1	2	1	1	0	0	0	-5
33	Carson Towt	F	22:50	1-1	0-0	0-0	1	8	9	3	0	2	1	1	0	0	0	-8
3	Markus Burton	G	38:02	6-15	2-7	4-4	1	4	5	3	4	18	10	2	1	0	0	10
10	Jalen Haralson	G	21:30	5-7	0-0	3-4	1	3	4	5	3	13	2	2	1	0	1	0
11	Braeden Shrewsberry	G	35:28	3-9	3-9	2-2	0	3	3	1	4	11	1	0	0	0	0	12
6	Brady Koehler		07:58	1-2	1-1	0-0	0	0	0	3	1	3	0	2	1	1	0	7
13	Sir Mohammed		08:37	1-3	0-2	0-0	0	1	1	1	0	2	0	2	0	0	0	-6
14	Kebba Njie		17:39	2-2	0-0	2-4	0	0	0	2	2	6	0	0	0	1	0	13
5	Cole Certa		17:16	4-7	4-7	2-2	0	0	0	0	0	14	1	0	0	0	0	10
2	Logan Imes		07:50	1-1	1-1	2-2	2	0	2	0	3	5	0	2	1	0	0	-2
7	Ryder Frost		01:14	0-2	0-2	0-0	0	0	0	0	0	0	0	0	0	0	0	-6
Team							2	3	5	1		0		1				
Totals				25-54	11-33	15-18	7	26	33	20	18	76	16	13	4	2	1	5

Shooting By Period		
1st FG%	13-30	43.3%
3PT%	4-18	22.2%
FT%	3-4	75%
2nd FG%	12-24	50.0%
3PT%	7-15	46.7%
FT%	12-14	85.7%
GM FG%	25-54	46.3%
3PT%	11-33	33.3%
FT%	15-18	83.3%

Dead Ball Rebounds: 3, 0

Major Fouls: Coach (TF) 1st 0:45

	MIZ	ND
Biggest lead	12 (1st 0:45)	7 (2nd 12:04)
Best Scoring Run	11 (2nd 8:28)	11 (2nd 12:04)
Lead Changes	8	
Times Tied	7	
Time with Lead	23:52	10:39

Points from	MIZ	ND
Turnovers	23	9
Paint	34	24
Second Chance	8	5
Fast Breaks	22	15
Bench	31	30

Period by Period Scoring	1st	2nd	TOT
MIZ	40	31	71
ND	33	43	76

GAME 10

NOTRE DAME, 87

TCU, 85 (OT)

Dec. 5, 2025
Schollmaier Arena (Fort Worth, Texas)

Official Basketball Box Score - Final
Notre Dame at TCU
12/05/25 Ed and Rae Schollmaier Arena, Fort Worth
2025-26 Men's Basketball

Game Time: 7:00 PM
Game Duration: 2:34
Attendance: 5,706

Officials: Doug Sirmons, Michael Greenstein, Brooks Wells

Notre Dame - 87 — **Record: 7-3**

NO.	Name		Min	FG M-A	3P M-A	FT M-A	Rebounds OR	DR	TOT	Fouls PF	FD	TP	AS	TO	ST	Blocks BS	BA	+/-
12	Garrett Sundra	F	23:04	2-2	2-2	0-0	2	3	5	1	2	6	2	3	0	0	0	4
33	Carson Towt	F	32:51	6-6	0-0	1-5	2	7	9	5	4	13	4	1	1	0	0	10
3	Markus Burton	G	10:17	3-6	0-1	0-0	0	0	0	0	0	6	5	0	1	0	0	-2
10	Jalen Haralson	G	37:56	8-12	0-1	4-7	1	4	5	3	5	20	9	5	0	1	1	13
11	Braeden Shrewsberry	G	37:52	5-10	3-7	2-4	0	5	5	1	2	15	4	2	0	0	0	8
6	Brady Koehler		13:25	2-5	0-1	0-2	2	2	4	2	2	4	1	2	0	0	0	-1
5	Cole Certa		32:31	6-14	6-12	2-2	1	1	2	2	1	20	1	0	0	0	0	4
13	Sir Mohammed		10:09	0-3	0-1	0-0	0	1	1	2	0	0	1	0	0	1	0	-15
14	Kebba Njie		11:42	0-0	0-0	0-0	0	3	3	1	1	0	0	0	0	0	0	-6
2	Logan Imes		15:04	1-2	1-1	0-0	0	0	0	3	0	3	0	0	0	0	0	-7
7	Ryder Frost		00:10	0-0	0-0	0-0	0	1	1	0	0	0	0	0	0	0	0	2
Team							0	1	1	0		0		1				
Totals				33-60	12-26	9-20	8	28	36	20	17	87	27	14	2	2	1	2

Shooting By Period		
1st FG%	15-26	57.7%
3PT%	4-8	50.0%
FT%	2-8	25%
2nd FG%	16-30	53.3%
3PT%	7-17	41.2%
FT%	1-2	50%
OT FG%	2-4	50.0%
3PT%	1-1	100.0%
FT%	6-10	60%
GM FG%	33-60	55.0%
3PT%	12-26	46.2%
FT%	9-20	45.0%

Dead Ball Rebounds: 7, 0

Major Fouls: Towt (TF) 2nd 3:47

TCU - 85 — **Record: 5-3**

NO.	Name		Min	FG M-A	3P M-A	FT M-A	Rebounds OR	DR	TOT	Fouls PF	FD	TP	AS	TO	ST	Blocks BS	BA	+/-
15	David Punch	F	38:29	6-11	1-3	7-10	0	7	7	1	5	20	1	1	1	1	0	-6
24	Xavier Edmonds	F	17:38	2-3	1-2	0-1	1	2	3	4	4	5	3	2	0	0	0	-10
1	Jayden Pierre	G	38:45	6-12	4-7	1-2	1	1	2	1	1	17	2	2	1	0	0	-4
2	Brock Harding	G	36:04	5-10	2-5	0-0	1	1	2	3	1	12	8	0	0	0	1	-6
3	Liutauras Lelevicius	G	24:24	3-7	1-5	0-0	0	5	5	3	0	7	2	1	0	0	0	-1
5	Micah Robinson		30:47	3-7	2-4	5-8	1	3	4	2	5	13	2	2	4	0	0	8
55	Tanner Toolson		19:03	2-5	1-2	0-0	0	2	2	0	2	5	1	0	0	0	0	6
00	Jace Posey		18:49	2-5	0-1	2-2	0	0	0	3	1	6	1	0	0	0	1	4
23	Vianney Salatchoum		01:01	0-0	0-0	0-0	0	0	0	1	0	0	0	0	0	0	0	-1
Team							1	2	3	0		0		0				
Totals				29-60	12-29	15-23	5	23	28	18	19	85	20	8	6	1	2	-2

Shooting By Period		
1st FG%	17-27	63.0%
3PT%	8-14	57.1%
FT%	3-4	75%
2nd FG%	10-26	38.5%
3PT%	3-11	27.3%
FT%	8-13	61.5%
OT FG%	2-7	28.6%
3PT%	1-4	25.0%
FT%	4-6	66.7%
GM FG%	29-60	48.3%
3PT%	12-29	41.4%
FT%	15-23	65.2%

Dead Ball Rebounds: 6, 0

Major Fouls: Edmonds (TF) 2nd 3:47 Edmonds (F2) 2nd 3:47

	NDU	TCU
Biggest lead	4 (2nd 12:38)	11 (1st 5:36)
Best Scoring Run	10 (2nd 17:26)	8 (1st 5:36)
Lead Changes	13	
Times Tied	10	
Time with Lead	12:20	25:22

Points from	NDU	TCU
Turnovers	11	20
Paint	26	32
Second Chance	5	10
Fast Breaks	3	17
Bench	27	24

Period by Period Scoring	1st	2nd	OT1	TOT
NDU	36	40	11	87
TCU	45	31	9	85

GAME 11

IDAHO, 65

(RV/-) NOTRE DAME, 80

Dec. 10, 2025
Purcell Pavilion (South Bend, IN)

Official Basketball Box Score - Final
Idaho at Notre Dame
12/10/25 Purcell Pavilion at the Joyce Center, Notre Dame
2025-26 Men's Basketball

Game Time: 7:00 PM
Game Duration: 1:46
Attendance: 3,687

Officials: Roger Ayers, Bert Smith, Clare Aubry

Idaho - 65 — **Record: 6-4**

NO.	Name		Min	FG M-A	3P M-A	FT M-A	Rebounds OR	DR	TOT	Fouls PF	FD	TP	AS	TO	ST	Blocks BS	BA	+/-
0	Brody Rowbury	F	21:32	4-6	1-1	2-2	0	4	4	4	1	11	1	0	0	0	1	-2
12	Jackson Rasmussen	F	36:48	7-17	2-4	0-0	1	3	4	0	0	16	2	1	1	0	3	-12
3	Biko Johnson	G	30:26	5-10	3-6	6-6	3	0	3	1	4	19	2	0	1	0	0	-7
7	Jack Payne	G	19:42	1-6	0-3	0-0	0	1	1	2	0	2	2	0	0	0	0	-10
14	Kolton Mitchell	G	34:24	3-8	1-5	1-2	0	6	6	2	1	8	2	3	0	1	0	-20
21	Seth Joba		21:40	1-6	1-2	0-0	1	4	5	1	1	3	1	0	0	1	0	-16
5	Isaiah Brickner		18:30	1-3	1-1	0-0	0	2	2	1	1	3	2	0	0	0	1	-2
1	Trevon Blassingame		12:14	1-1	1-1	0-0	1	0	1	1	0	3	1	1	0	0	0	-6
24	Miles Klapper		04:44	0-1	0-1	0-0	0	0	0	0	0	0	0	1	1	0	0	0
Team							1	0	1	0		0		0				
Totals				23-58	10-24	9-10	7	20	27	12	8	65	13	6	3	2	5	-15

Shooting By Period		
1st FG%	12-30	40.0%
3PT%	3-10	30.0%
FT%	6-6	100%
2nd FG%	11-28	39.3%
3PT%	7-14	50.0%
FT%	3-4	75%
GM FG%	23-58	39.7%
3PT%	10-24	41.7%
FT%	9-10	90.0%

Dead Ball Rebounds: 1, 0

Major Fouls: NONE

Notre Dame - 80 — **Record: 8-3**

NO.	Name		Min	FG M-A	3P M-A	FT M-A	Rebounds OR	DR	TOT	Fouls PF	FD	TP	AS	TO	ST	Blocks BS	BA	+/-
12	Garrett Sundra	F	18:56	1-1	0-0	0-0	1	3	4	0	0	2	1	0	0	0	0	2
33	Carson Towt	F	31:29	9-12	0-0	1-1	6	9	15	3	3	19	3	2	0	1	0	9
5	Cole Certa	G	31:50	5-7	3-4	2-2	1	2	3	0	1	15	1	0	1	0	0	14
10	Jalen Haralson	G	25:18	8-16	0-0	4-7	1	1	2	2	4	20	2	2	0	0	0	17
11	Braeden Shrewsberry	G	28:57	5-9	4-7	0-0	0	2	2	1	2	14	2	1	1	0	1	10
2	Logan Imes		19:13	1-5	0-1	0-0	0	1	1	0	1	2	4	1	0	0	0	6
6	Brady Koehler		22:06	1-3	0-0	0-0	0	4	4	1	1	2	0	0	0	4	0	15
13	Sir Mohammed		14:42	2-7	2-2	0-0	0	2	2	0	0	6	1	1	0	0	1	-2
14	Kebba Njie		07:29	0-1	0-0	0-0	1	2	3	1	0	0	1	1	0	0	0	4
Team							1	2	3	0		0		1				
Totals				32-61	9-14	7-10	11	28	39	8	12	80	15	9	2	5	2	15

Shooting By Period		
1st FG%	13-30	43.3%
3PT%	3-5	60.0%
FT%	4-4	100%
2nd FG%	19-31	61.3%
3PT%	6-9	66.7%
FT%	3-6	50%
GM FG%	32-61	52.5%
3PT%	9-14	64.3%
FT%	7-10	70.0%

Dead Ball Rebounds: 1, 0

Major Fouls: NONE

	ID	ND
Biggest lead	2 (1st 19:03)	15 (2nd 1:47)
Best Scoring Run	10 (1st 4:48)	9 (2nd 1:47)
Lead Changes	5	
Times Tied	5	
Time with Lead	01:30	33:30

Points from	ID	ND
Turnovers	8	6
Paint	22	46
Second Chance	5	10
Fast Breaks	8	3
Bench	9	10

Period by Period Scoring	1st	2nd	TOT
ID	33	32	65
ND	33	47	80

GAME 12

EVANSVILLE

(RV/-) NOTRE DAME

Dec. 13, 2025
Purcell Pavilion (South Bend, IN)

Official Basketball Box Score - Final
Evansville at Notre Dame
12/13/25 Purcell Pavilion at the Joyce Center, Notre Dame
2025-26 Men's Basketball

Game Time: 2:00 PM
Game Duration: 2:07
Attendance: 4,323

Officials: Eric Lewis, Trey Styons, Ryan Sassano

Evansville - 58 — **Record: 4-7**

NO.	Name		Min	FG M-A	3P M-A	FT M-A	Rebounds OR	DR	TOT	Fouls PF	FD	TP	AS	TO	ST	Blocks BS	BA	+/-
11	Joshua Hughes	F	27:23	5-9	4-8	0-0	1	4	5	2	1	14	2	1	0	0	0	-10
22	Connor Turnbull	F	26:15	6-11	1-1	4-5	4	5	9	4	5	17	1	1	1	4	0	-5
1	Keishon Porter	G	27:45	3-9	1-3	2-2	1	1	2	3	2	9	2	3	0	0	0	-6
6	Leif Moeller	G	27:42	1-6	1-4	0-1	0	1	1	3	2	3	3	2	2	0	0	-2
12	Alex Hemenway	G	28:30	1-3	1-2	0-1	0	1	1	3	1	3	1	0	0	0	0	-19
0	Bryce Quinet		12:18	0-2	0-1	0-0	0	1	1	0	2	0	1	3	2	0	0	-22
9	Kaia Berridge		12:15	0-2	0-2	0-0	0	0	0	0	0	0	1	0	0	0	0	-18
23	AJ Casey		18:14	3-7	0-1	1-2	0	3	3	4	2	7	1	2	1	0	0	-21
2	James Dyson-Merwe		08:08	1-1	0-0	1-2	1	0	1	1	1	3	0	0	0	0	0	-12
45	Trent Hundley		10:19	1-3	0-2	0-0	0	1	1	0	0	2	1	0	0	1	0	-4
40	Weston Aigner		01:11	0-0	0-0	0-0	0	1	1	1	0	0	0	1	0	0	0	-1
Team							1	6	7	0		0		0				
Totals				21-53	8-24	8-13	8	24	32	21	16	58	13	13	6	5	0	-24

Shooting By Period		
1st FG%	11-25	44.0%
3PT%	6-13	46.2%
FT%	1-3	33.3%
2nd FG%	10-28	35.7%
3PT%	2-11	18.2%
FT%	7-10	70%
GM FG%	21-53	39.6%
3PT%	8-24	33.3%
FT%	8-13	61.5%

Dead Ball Rebounds: 1, 0

Major Fouls: Casey (TF) 2nd 0:29 Dyson-Merwe (TF) 2nd 0:29

Notre Dame - 82 — **Record: 9-3**

NO.	Name		Min	FG M-A	3P M-A	FT M-A	Rebounds OR	DR	TOT	Fouls PF	FD	TP	AS	TO	ST	Blocks BS	BA	+/-
12	Garrett Sundra	F	22:17	2-3	2-3	1-2	2	2	4	0	2	7	0	0	0	0	0	8
33	Carson Towt	F	19:25	1-2	0-0	0-0	2	4	6	4	1	2	1	1	0	0	0	-3
5	Cole Certa	G	25:46	2-5	1-3	0-0	0	2	2	1	0	5	0	2	1	0	2	8
10	Jalen Haralson	G	19:02	4-16	0-1	2-3	1	1	2	0	3	10	3	2	2	0	2	2
11	Braeden Shrewsberry	G	31:39	9-12	8-10	0-0	0	2	2	1	3	26	0	1	0	0	0	15
2	Logan Imes		18:49	1-3	1-2	0-0	1	5	6	1	0	3	1	0	0	0	0	28
6	Brady Koehler		18:30	1-4	0-2	3-3	0	1	1	5	3	5	0	2	2	0	0	13
13	Sir Mohammed		22:05	8-12	2-3	3-4	0	2	2	1	4	21	3	3	3	0	1	20
14	Kebba Njie		16:36	0-0	0-0	3-5	2	8	10	3	3	3	1	1	1	0	0	29
0	Brady Stevens		01:57	0-1	0-0	0-0	0	1	1	0	0	0	0	0	0	0	0	0
7	Ryder Frost		01:57	0-1	0-1	0-0	0	0	0	0	0	0	0	0	0	0	0	0
34	Matthew MacLellan		01:57	0-0	0-0	0-0	1	0	1	1	0	0	0	0	0	0	0	0
Team							1	0	1	0		0		0				
Totals				28-59	14-25	12-17	10	28	38	17	19	82	9	12	9	0	5	24

Shooting By Period		
1st FG%	15-30	50.0%
3PT%	7-10	70.0%
FT%	4-7	57.1%
2nd FG%	13-29	44.8%
3PT%	7-15	46.7%
FT%	8-10	80%
GM FG%	28-59	47.5%
3PT%	14-25	56.0%
FT%	12-17	70.6%

Dead Ball Rebounds: 2, 0

Major Fouls: Koehler (TF) 2nd 0:29

	UE	UND
Biggest lead	2 (1st 14:05)	25 (2nd 4:01)
Best Scoring Run	9 (2nd 12:22)	11 (1st 11:22)
Lead Changes	2	
Times Tied	2	
Time with Lead	00:15	38:24

Points from	UE	UND
Turnovers	16	13
Paint	20	20
Second Chance	6	8
Fast Breaks	7	3
Bench	12	32

Period by Period Scoring	1st	2nd	TOT
UE	29	29	58
UND	41	41	82

GAME 13

PURDUE FORT WAYNE, 72

(RV/-) NOTRE DAME, 69

Dec. 21, 2025
Purcell Pavilion (South Bend, IN)

Official Basketball Box Score - Final
Purdue Fort Wayne at Notre Dame
12/21/25 Purcell Pavilion at the Joyce Center, Notre Dame
2025-26 Men's Basketball

Game Time: 2:00 PM
Game Duration: 2:15
Attendance: 5,366

Officials: Tony Henderson, Justin Porterfield, Greg Evans

Purdue Fort Wayne - 72 **Record: 8-6**

NO.	Name		Min	FG M-A	3P M-A	FT M-A	Rebounds OR	DR	TOT	Fouls PF	FD	TP	AS	TO	ST	Blocks BS	BA	+/-
11	Maximus Nelson	F	26:00	3-7	3-7	2-2	0	1	1	0	1	11	1	0	0	1	0	-8
34	Darius Duffy	F	24:58	0-1	0-0	0-0	0	3	3	4	1	0	0	0	0	0	0	8
2	Mikale Stevenson	G	31:29	6-13	3-7	3-4	1	0	1	0	3	18	2	0	2	0	0	2
9	DeAndre Craig	G	32:13	5-13	1-7	3-5	0	3	3	1	4	14	0	2	1	0	1	-6
10	Corey Hadnot II	G	35:48	10-16	4-7	5-6	0	6	6	2	4	29	2	4	3	0	0	3
13	Deangelo Elisee		11:38	0-1	0-0	0-0	0	1	1	1	1	0	0	0	0	0	1	-3
1	Ebrahim Kaba		10:22	0-3	0-2	0-0	2	1	3	2	1	0	0	1	0	0	1	6
4	Chris Morgan		12:20	0-2	0-2	0-0	0	3	3	5	0	0	0	0	0	0	0	7
5	EJ Mosley		08:27	0-2	0-2	0-0	0	1	1	1	0	0	1	0	0	0	0	5
15	Yuval Levin		06:45	0-1	0-1	0-0	0	1	1	1	2	0	1	0	1	0	0	1
Team							2	3	5	0		0		1				
Totals				24-59	11-35	13-17	5	23	28	17	17	72	7	8	7	1	3	3

Major Fouls: Kaba (TF) 2nd 11:02

Shooting By Period		
1st FG%	11-31	35.5%
3PT%	4-17	23.5%
FT%	1-1	100%
2nd FG%	13-28	46.4%
3PT%	7-18	38.9%
FT%	12-16	75%
GM FG%	24-59	40.7%
3PT%	11-35	31.4%
FT%	13-17	76.5%

Dead Ball Rebounds: 5, 1

Notre Dame - 69 **Record: 9-4**

NO.	Name		Min	FG M-A	3P M-A	FT M-A	Rebounds OR	DR	TOT	Fouls PF	FD	TP	AS	TO	ST	Blocks BS	BA	+/-
12	Garrett Sundra	F	25:18	2-5	0-3	1-2	1	4	5	0	1	5	0	0	0	1	0	0
33	Carson Towt	F	26:48	3-6	0-0	0-0	6	4	10	3	1	6	3	1	1	0	0	7
5	Cole Certa	G	25:03	2-8	1-7	2-2	0	1	1	2	2	7	1	0	0	0	0	-7
10	Jalen Haralson	G	27:08	6-13	0-0	9-11	5	4	9	1	9	21	4	6	0	1	1	-2
11	Braeden Shrewsberry	G	34:53	4-11	3-8	2-2	0	3	3	3	1	13	1	1	0	1	0	-5
2	Logan Imes		27:56	5-10	2-6	0-0	0	4	4	4	1	12	2	1	4	0	0	2
6	Brady Koehler		08:57	1-3	1-2	0-0	0	1	1	2	1	3	0	2	0	0	0	2
13	Sir Mohammed		10:07	1-4	0-1	0-0	1	3	4	2	0	2	0	2	0	0	0	-5
14	Kebba Njie		07:51	0-0	0-0	0-0	0	2	2	1	0	0	0	1	0	0	0	-3
7	Ryder Frost		02:40	0-0	0-0	0-0	0	0	0	0	0	0	0	0	0	0	0	2
34	Matthew MacLellan		03:19	0-0	0-0	0-0	0	2	2	0	0	0	0	0	0	0	0	-6
Team							1	1	2	0		0		1				
Totals				24-60	7-27	14-17	14	29	43	18	16	69	11	15	5	3	1	-3

Major Fouls: Koehler (TF) 2nd 11:02

Shooting By Period		
1st FG%	10-31	32.3%
3PT%	2-14	14.3%
FT%	2-2	100%
2nd FG%	14-29	48.3%
3PT%	5-13	38.5%
FT%	12-15	80%
GM FG%	24-60	40.0%
3PT%	7-27	25.9%
FT%	14-17	82.4%

Dead Ball Rebounds: 1, 0

	PFW	ND
Biggest lead	11 (1st 4:27)	4 (1st 18:42)
Best Scoring Run	8 (1st 13:48)	10 (2nd 19:31)
Lead Changes	3	
Times Tied	2	
Time with Lead	35:25	02:30

Points from	PFW	ND
Turnovers	15	6
Paint	24	34
Second Chance	4	10
Fast Breaks	8	21
Bench	0	17

Period by Period Scoring	1st	2nd	TOT
PFW	27	45	72
ND	24	45	69

GAME 14

NOTRE DAME,

STANFORD,

Dec. 30, 2025
Maples Pavilion (Stanford, CA)

GAME 15

NOTRE DAME,

CAL,

Jan. 2, 2026
Haas Pavilion (Berkeley, CA)

GAME 16

CLEMSON,

NOTRE DAME,

Jan. 10, 2026
Purcell Pavilion (South Bend, IN)

GLENN & STACEY MURPHY HEAD COACH

MICAH SHREWSBERRY

GLENN & STACEY MURPHY HEAD COACH

@Coach_Shrews

3rd Season at Notre Dame
5th as a Head Coach at the DI Level

On March 24, 2023, an Indiana native came home to kickstart a new era of Notre Dame men's basketball. Vice President and James E. Rohr Notre Dame Director of Athletics Jack Swarbrick announced Micah Shrewsberry as the 18th head coach in Fighting Irish men's basketball history.

Shrewsberry brought a wealth of experience and success to the helm of the Notre Dame program. All-in-all he's coached in six NCAA Tournaments, two NCAA Final Fours, five NBA Playoffs and two NBA Conference Finals - in addition to coaching all-NBA honorees Jayson Tatum and Jaylen Brown.

Coach Shrewsberry is now hard at work prepping for year three at the helm of the program ahead of the 2025-26 season.

Year Two with the Irish (2024-25)

A year of 'what could have been' as several key injuries kept the team from achieving its fullest potential. Over the course of the season, guards Markus Burton, Braeden Shrewsberry, Matt Allocco and Sir Mohammed all missed significant time. With that said, the Irish finished 15-18 overall and 8-12 in ACC play, once again obtaining the No. 12 seed in the ACC Tournament.

Coach Shrewsberry's core nucleus of players made tremendous strides in year two. Markus Burton solidified himself as an elite guard in the league, earning Second Team honors. Burton led the league in scoring, averaging 23.5 ppg over ACC play. He averaged 21.3 ppg overall which ranked fifth nationally. He joined Irish legend David Rivers as the only two players in program history to average 20+ points and 3+ assists in a season. He also became the seventh fastest player in program history to reach 1,000 career points.

As Braeden Shrewsberry upped his average to 14.0 ppg, Notre Dame boasted the best scoring guard duo in the ACC, topping Duke's Cooper Flagg and Kon Knueppel. Due to the core nucleus, Notre Dame's KenPom offensive efficiency jumped 139 spots from the year prior to 95. The offense, which averaged 64.0 ppg in 2023-24, leaped up to 72.6 ppg in 2024-25.

Despite the roller-coaster season, there were several memorable moments along the way, including Coach Shrews delivering the program's first ever win in Charlottesville against Virginia. How about the Irish recording a 14-point comeback at Boston College, the largest comeback in Coach Shrewberry's tenure? How about freshman guard Cole Certa burying a corner three in the final seconds for a 56-54 win over Stanford? How about the four-overtime thriller in the 112-110 win over Cal that saw Burton go off for 43 points? After that victory, Coach Shrews improved to 4-2 in overtime games in his two years in South Bend.

Now, Notre Dame maintained a bulk of its core ahead of the 2025-26 season and will inject a very talented freshman class of Tommy Ahneman, Ryder Frost, Jalen Haralson and Brady Koehler. Back in November of 2024, Coach Shrewsberry and his staff signed these four young men and inked the program's highest ever rated recruiting class in the modern era - a consensus top-10.

Last but not least, the summer of 2024 witnessed Shrewsberry winning a gold medal at the FIBA U18 Americup as an assistant coach with the U.S. U18 team. He'll rejoin the same coaching staff to mentor the US U19 squad at the 2025 FIBA U19 World Cup in June of 2025.

Year One with the Irish (2023-24)

Coach Shrewsberry achieved two of his priorities in the 2023-24 season: establish the right culture at Notre Dame and have the team playing its best basketball at the end of the season. It was a program that returned 1.6% of its scoring and was projected to finish dead last in the ACC. The young Irish team came together and doubled its ACC win total from the year prior, finishing 7-13 in league play. Coach Shrewsberry even received several votes for ACC Coach of the Year. Notre Dame finished with a 13-20 overall record and won one game (First Round vs. Georgia Tech) in the ACC Tournament.

The first key moment of the season included an emphatic 76-54 win over Virginia. What Shrews' crew accomplished had never been done by an Irish team against the Cavaliers .. ever ... it was the largest margin of victory against UVA in the all-time series. In addition, the 76 points were the most scored by an Irish squad against the Cavaliers in regulation in program history. Furthermore, right after the Virginia contest, the Irish almost pulled off the upset to two teams who made the Elite Eight in NC State and Duke.

Next, the Irish bonded together by winning five of six during the final portion of the regular season, which included the final four at home (Georgia Tech, Virginia Tech, Wake Forest, Clemson). From Feb. 1 to March 1, Notre Dame was the biggest mover in kenpom AdjEM across the Power-Five conferences. Another fun stat: when the first NET rankings came on Dec. 4, the Irish were 238. On March 10, the Irish were up to 126.

An early Coach Shrewsberry stamp on the program was the defensive intensity. Notre Dame scoring defense of 67.2 finished with a national ranking of 49th in the country, plus 3rd in the ACC. According to KenPom, Notre Dame's defensive efficiency ranked 39th nationally. In ACC play, Notre Dame ranked 2nd in scoring defense (66.4) and 2nd in field goal percentage defense (.417). Of the 20 ACC games – all but three (Virginia Tech on March 9, UNC on March 5 & Syracuse on Feb. 24) were held under their season average, with Miami, Duke and Louisville each held to season-low point totals.

Lastly – two freshman guards flourished under Coach Shrewsberry in Markus Burton and Braeden Shrewsberry. Burton became the program's first ACC Rookie of the Year. He also broke the program freshman scoring record after dropping 577 points. Burton averaged 17.5 points both on the season and in league play, leading the Irish. Shrewsberry was the lone other Irish to finish in double figures, averaging 10.2 points on the year and 11.3 points in ACC play. With that said, Burton and Shrewsberry became the 9th ACC freshmen duo in league history to rank No. 1 and No. 2 for their team in scoring, proving the future is bright in South Bend.

Prior to Notre Dame

Prior to Notre Dame, Shrewsberry produced a historic turnaround as the head coach at Penn State. After a 14-17 first season, Shrewsberry produced a 23-14 mark in 2022-23, just the 12th 20-win season in the 127-year history of Penn State basketball. Furthermore, he collected more Big Ten wins (17) in his first two seasons than any other Penn State head coach.

Shrewsberry certainly captured the nation's attention in late February and into March, going 9-3 over their last 12 games. Shrewsberry then made plenty of noise in the 2023 Big Ten Tournament in Chicago, defeating No. 7 Illinois, No. 2 Northwestern and No. 3 Indiana to reach the championship game as the No. 10 seed. It marked the program's second-ever Big Ten title game appearance. Penn State was just the third double-digit seed to reach the Big Ten Tournament championship game and the first since 2008.

The Nittany Lions then made their first appearance in the NCAA Tournament since 2011. In the first round, Shrewsberry and the Nittany Lions knocked off No. 7 seed and SEC Tournament runner-up Texas A&M, winning the program's first NCAA Tournament game since 2001.

In year one at Penn State, Shrewsberry engineered the Big Ten's best scoring defense and guided the squad to their best defensive season (65.0 points allowed per game) in 11 years. The Nittany Lions advanced to the quarterfinal round of the Big Ten Tournament after winning two postseason games, making Shrewsberry one of just two first-year Big Ten coaches since 2008 to win two Big Ten Tournament games.

Recruiting-wise, Shrewsberry made an instant splash in Happy Valley. In his first year, Shrewsberry signed the highest-ranked recruiting class in program history, a consensus top-30 class. A year later, he signed his second-straight top-30 recruiting class, marking the first time in program history that the Nittany Lions had signed back-to-back top-30 recruiting classes.

Development-wise, Shrewsberry proved himself there as well, turning Jalen Pickett and Seth Lundy into 2nd Round NBA Draft picks. It marked the first time in program history that two Nittany Lions were selected.

Statistically speaking, the 2022-23 squad set the B1G and Penn State single-season team record for three-pointers made in a season with 385. The Nittany Lions compiled a total of five top-15 national statistical rankings. In addition, Shrewsberry tutored an Associated Press All-American in Jalen Pickett and a total of three All-Big Ten players during the 2022-23 season.

Prior to his time with Penn State, Shrewsberry experienced two separate stints at Purdue – one as assistant coach from 2011-13 and another as associate head coach from 2019-21. Highlights include the 2020-21 season, in which Shrewsberry helped lead the Boilermakers to a 13-6 fourth-place finish in the Big Ten and an 18-10 overall mark, culminating in an NCAA Tournament at-large bid. Trevion Williams claimed first-team All-Big Ten honors, while Zach Edey and Jaden Ivey were All-Freshman Team selections. Shrewsberry played a major role in recruiting Ivey, who grew up in South Bend and is the son of Karen and Kevin Keyes Family Head Women's Basketball Coach Niele Ivey.

Another highlight from his time in West Lafayette includes the 2011-12 squad that produced a 22-13 record and reached the second round of the NCAA Tournament. Under Shrewsberry, Terone Johnson was one of the most improved players in the B1G, netting accolades from conference and national entities.

In between his Purdue stints, Shrewsberry spent six seasons (2013-19) with the NBA's Boston Celtics as an assistant coach under Brad Stevens. During his tenure, the Celtics reached the playoffs in five consecutive seasons, including back-to-back appearances in the Eastern Conference Finals in 2017 and 2018.

Shrewsberry played a key role in the development of current NBA stars Brown and Tatum, who were the No. 3 picks in the 2016 and 2017 NBA Drafts, respectively. Tatum was an NBA All-Rookie Team first-team selection, while Brown earned second-team All-Rookie honors.

The Brad Stevens connection was previously made at Butler University, where Shrewsberry spent one year as the director of operations then three as an assistant coach. With Shrewsberry on the sidelines, the Bulldogs compiled an 87-21 record, won two Horizon League regular-season championships and two Horizon League Tournament titles and made three NCAA Tournament appearances – which included back-to-back runs to the national championship game in 2010 and 2011.

Also at Butler, he aided in the development of Gordon Hayward, who was the 2009 Horizon League Newcomer of the Year, the 2010 Horizon League Player of the Year and a 2010 Final Four All-Tournament Team selection. Hayward was the ninth overall pick in the 2010 NBA Draft by the Utah Jazz.

Continuing on Shrewsberry's basketball journey, he spent time as the director of basketball operations at Marshall University (2003-05) and an assistant coach at DePauw University (2001-03) and Wabash College (2000-01). At DePauw, Shrewsberry led the Tigers to a 42-12 record with a pair of conference championships.

Shrewsberry was also the first men's basketball head coach at Indiana University South Bend. Shrewsberry started his coaching career as a graduate assistant at the University of Indianapolis in 1999-2000.

An Indianapolis area native, Shrewsberry earned his bachelor's degree from Hanover College in 1999 and a master's degree from Indiana State in 2003. As a player at Hanover, Shrewsberry was a three-year starting guard and team tri-captain.

He and his wife, Molly, have four children, Braeden, Nicholas, Caitlin and Grace.

0 BRADY STEVENS

SOPHOMORE | GUARD

@_bradystevens @_BradyStevens

Height	6-4
Eligibility	Freshman
Hometown	Boston, MA
Previous	Wellesley High

Season Highs

Pts ..... **2** vs Detroit Mercy, 11/7/25
Rebs .....
FGM ..... **1** vs Detroit Mercy, 11/7/25
FGA ..... **1** vs Detroit Mercy, 11/7/25
3FGM .....
3FGA .....
FTM .....
FTA .....
Ast .....
Blk .....
Stl .....

Double Figure Scoring 0
20+ Point Games 0
Double-Figure Rebounds 0
Double-Doubles 0

Career Highs

Pts ..... **2** vs Detroit Mercy, 11/7/25
Rebs .....
FGM ..... **1** vs Detroit Mercy, 11/7/25
FGA ..... **1** vs Detroit Mercy, 11/7/25
3FGM .....
3FGA .....
FTM .....
FTA .....
Ast .....
Blk .....
Stl .....

Double Figure Scoring 0
20+ Point Games 0
Double-Figure Rebounds 0
Double-Doubles 0

2025-26 GAME-BY-GAME

				Total		3-Pointers		Free throws		Rebounds										
Opponent	**Date**	**GS**	**MIN**	**FG-FGA**	**PCT**	**3FG-3FGA**	**PCT**	**FT-FTA**	**PCT**	**OFF**	**DEF**	**TOT**	**AVG**	**PF**	**A**	**TO**	**BLK**	**STL**	**PTS**	**AVG**
Detroit Mercy	11/07/2025		03:08	1-1	1.000	0-0	.000	0-0	.000	0	0	0	0.0	0	0	0	0	0	2	2.0
Evansville	12/13/2025		01:57	0-1	.000	0-0	.000	0-0	.000	0	1	1	0.5	0	0	0	0	0	0	1.0
Totals		**0**	**05:05**	**1-2**	**.500**	**0-0**	**.000**	**0-0**	**.000**	**0**	**1**	**1**	**0.5**	**0**	**0**	**0**	**0**	**0**	**2**	**1.0**

Player Averages

Games Played	Minutes/ game	Points/ game	FG Pct	3FG Pct	FT Pct	Rebounds/ game	Assists/ game	Turnovers/ game	Assist/Turnover ratio	Steals/ game	Blocks/ game
2	2.5	1.0	50.0	0.0	0.0	0.5	0.0	0.0	0.0	0.0	0.0

CAREER STATS

				Field Goals		3-Point		F-Throws		Rebounds									Scoring	
SEASON	**TEAM**	**GP-GS**	**MIN/AVG**	**FG-FGA**	**FG%**	**3FG-3FGA**	**3FG%**	**FT-FTA**	**FT%**	**OFF**	**DEF**	**TOT**	**AVG**	**PF-FO**	**A**	**TO**	**BLK**	**STL**	**PTS**	**AVG**
2025-26	ND	2-0	5/2.5	1-2	.500	0-0	.000	0-0	.000	0	1	1	0.5	0-0	0	0	0	0	2	1.0
TOTAL		**2-0**	**5/2.5**	**1-2**	**.500**	**0-0**	**.000**	**0-0**	**.000**	**0**	**1**	**1**	**0.5**	**0-0**	**0**	**0**	**0**	**0**	**2**	**1.0**

Sophomore Season (2025-26)

- Recorded his first collegiate basket (the 100th point of the game in fact) in the win over Detroit Mercy

Freshman Season (2024-25)

- Did not see game action

Prep Recap

Attended Wellesley High

Three-time First Team All-Conference selection

Two career MIAA playoff wins

Scored over 1,000 career points – second most in school history – in only 72 career games

Top-three scoring performances in school history – 41, 37, 34

Averaged 23.1 points, 3.4 assists and 6.2 rebounds as a senior

Prep career highlight – scored 37 points and led his team to a playoff win vs. Doherty Memorial as a junior

Played in the Middlesex Magic program from 2019-22

Was the 2022 16U UAA Spring Champs

Played in the NY Renaissance EYBL program in 2023

Father, Brad Stevens, is President of Basketball Operations with the Boston Celtics. Mother, Tracy Stevens, played soccer at Depauw

2 LOGAN IMES

JUNIOR | GUARD

@logan_imes @ImesLogan

Height	6-4
Eligibility	Junior
Hometown	Zionsville, IN
Previous	Zionsville High

Season Highs

Pts ..... **12** vs Purdue Fort Wayne, 12/21/25
Rebs ..... **5** vs Detroit Mercy, 11/7/25
FGM ..... **5** vs Purdue Fort Wayne, 12/21/25
FGA ..... **10** vs Purdue Fort Wayne, 12/21/25
3FGM ..... **2, 2x** last vs Purdue Fort Wayne, 12/21/25
3FGA ..... **6, 2x** last vs Purdue Fort Wayne, 12/21/25
FTM ..... **1, 3x** last vs Bellarmine, 11/19/25
FTA ..... **4** vs LIU, 11/3/25
Ast ..... **4** vs Idaho, 12/10/25
Blk .....
Stl ..... **4** vs Purdue Fort Wayne, 12/21/25

Double Figure Scoring 1
20+ Point Games 0
Double-Figure Rebounds 0
Double-Doubles 0

Career Highs

Pts ..... **12** vs Purdue Fort Wayne, 12/21/25
Rebs ..... **6** at Pitt, 2/3/24
FGM ..... **3, 3x** last vs Le Moyne, 12/22/24
FGA ..... **7, 2x** last vs Eastern Illinois, 11/11/25
3FGM ..... **2, 2x** last vs Houston, 11/26/25
3FGA ..... **6** vs Eastern Illinois, 11/11/25
FTM ..... **5** vs Dartmouth, 12/22/24
FTA ..... **6** last vs Dartmouth, 12/22/24
Ast ..... **4, 3x** last vs. Idaho, 12/10/25
Blk ..... **1, 6x** last vs UNC, 3/12/25
Stl ..... **4** vs Purdue Fort Wayne, 12/21/25

Double Figure Scoring 1
20+ Point Games 0
Double-Figure Rebounds 0
Double-Doubles 0

2025-26 GAME-BY-GAME

				Total		3-Pointers		Free throws		Rebounds										
Opponent	Date	GS	MIN	FG-FGA	PCT	3FG-3FGA	PCT	FT-FTA	PCT	OFF	DEF	TOT	AVG	PF	A	TO	BLK	STL	PTS	AVG
LIU	11/03/2025		20:13	0-0	.000	0-0	.000	1-4	.250	1	2	3	3.0	2	3	2	0	2	1	1.0
Detroit Mercy	11/07/2025		19:56	2-6	.333	1-3	.333	1-2	.500	1	4	5	4.0	0	0	0	0	1	6	3.5
Eastern Ill.	11/11/2025		16:50	2-7	.286	1-6	.167	0-0	.000	0	1	1	3.0	1	0	0	0	0	5	4.0
at Ohio St.	11/16/2025		10:10	1-1	1.000	0-0	.000	0-0	.000	0	0	0	2.3	2	0	1	0	1	2	3.5
Bellarmine	11/19/2025		12:32	2-3	.667	1-2	.500	1-2	.500	0	2	2	2.2	1	0	0	0	0	6	4.0
vs Kansas	11/24/2025		03:13	0-1	.000	0-1	.000	0-0	.000	0	0	0	1.8	1	0	0	0	0	0	3.3
vs Rutgers	11/25/2025		11:18	1-2	.500	1-1	1.000	0-1	.000	0	3	3	2.0	1	0	0	0	0	3	3.3
vs Houston	11/26/2025		22:28	2-4	.500	2-4	.500	0-0	.000	1	3	4	2.3	2	2	2	0	1	6	3.6
Missouri	12/02/2025		07:50	1-1	1.000	1-1	1.000	2-2	1.000	2	0	2	2.2	0	0	2	0	1	5	3.8
at TCU	12/05/2025		15:04	1-2	.500	1-1	1.000	0-0	.000	0	0	0	2.0	3	0	0	0	0	3	3.7
Idaho	12/10/2025		19:13	1-5	.200	0-1	.000	0-0	.000	0	1	1	1.9	0	4	1	0	0	2	3.5
Evansville	12/13/2025		18:49	1-3	.333	1-2	.500	0-0	.000	1	5	6	2.3	1	1	0	0	0	3	3.5
Purdue Fort Wayne	12/21/2025		27:56	5-10	.500	2-6	.333	0-0	.000	0	4	4	2.4	4	2	1	0	4	12	4.2
Totals		**0**	**205:32**	**19-45**	**.422**	**11-28**	**.393**	**5-11**	**.455**	**6**	**25**	**31**	**2.4**	**18**	**12**	**9**	**0**	**10**	**54**	**4.2**

Player Averages

Games Played	Minutes/ game	Points/ game	FG Pct	3FG Pct	FT Pct	Rebounds/ game	Assists/ game	Turnovers/ game	Assist/Turnover ratio	Steals/ game	Blocks/ game
13	15.8	4.2	42.2	39.3	45.5	2.4	0.9	0.7	1.3	0.8	0.0

CAREER STATS

				Field Goals		3-Point		F-Throws		Rebounds									Scoring	
SEASON	TEAM	GP-GS	MIN/AVG	FG-FGA	FG%	3FG-3FGA	3FG%	FT-FTA	FT%	OFF	DEF	TOT	AVG	PF-FO	A	TO	BLK	STL	PTS	AVG
2023-24	ND	31-3	546/17.6	20-66	.303	8-36	.222	14-17	.824	5	72	77	2.5	36-0	34	24	3	12	62	2.0
2024-25	ND	26-2	240/9.2	17-45	.378	4-17	.235	11-16	.688	5	20	25	1.0	17-1	16	17	3	5	49	1.9
2025-26	ND	13-0	206/15.8	19-45	.422	11-28	.393	5-11	.455	6	25	31	2.4	18-0	12	9	0	10	54	4.2
TOTAL		**70-5**	**991/14.2**	**56-156**	**.359**	**23-81**	**.284**	**30-44**	**.682**	**16**	**117**	**133**	**1.9**	**71-1**	**62**	**50**	**6**	**27**	**165**	**2.4**

Junior Season (2025-26)

- Played in all 13 games, averaging 15.8 minutes. Dependable ball handler; energy off the bench; tough defender.

- Career high 12 points vs. Purdue Fort Wayne (12/21). Shot 5-10 from the floor, including 2 triples. Also grabbed a career best 4 steals.

- Last 5 games: effective FG% of 54.8% // 45.5% from three.

Was a +28 in +/- in the win over Evansville with 3 points, 6 rebounds, and an assist

- In the Missouri game, Imes came in with 5:53 remaining after Haralson fouled out and helped bring the win home. Hit a three with 3:01 remaining.

- Imes was +12 in +/- against #2 Houston. Just 1-of-2 Irish in the positives. Imes started in the 2nd half and was on the floor when the Irish cut it from 16 to 4 points. Converted 2 triples to finish with 6 points.

- Huge three with 4:58 left in the game to help push Irish ahead of Rutgers in 68-63 win.

- Individual 6-0 run in 2nd half of Bellarmine win.

- 6 pts & and a season best 5 reb in win over Detroit Mercy.

- Co-team best 3 assists in the opening win over LIU.

Sophomore Season (2024-25)

- Played in 26-of-33 games, averaging 9.2 min.

- Shot 46.4% from two-point range.

- 5 points on 2-3 shooting at #13 Clemson on Feb. 26.

- 6 points vs. SMU on Feb. 19. Tied his career high of 2 steals.

- Standout game was Le Moyne on Dec. 22. Imes recorded a career high 11 points on 3-5 shooting, plus 5-6 from the free-throw line. He also tied his career high in assists (4) and steals (2).

- Started twice in Las Vegas in place of the injured Markus Burton. Players Era 3-game Stats -- 13 PTS (4.3 ppg); 5-13 FG (.385); 2-6 3PT (.333); 9 REB; 4 AST.

- Played a career high 35 minutes against Rutgers after Burton went down. Drained a career best two triples to tie his career high of eight points.

3 MARKUS BURTON

JUNIOR | GUARD

@markusburtonn @markussburton

Height	6-0
Eligibility	Junior
Hometown	Mishawaka, IN
Previous	Penn High

Season Highs

Pts ..... **25** vs Bellarmine, 11/19/25
Rebs ..... **7** vs Houston 11/26/25
FGM ..... **10** vs Bellarmine, 11/19/25
FGA ..... **19** vs Eastern Illinois, 11/11/25
3FGM ..... **2,4x** last vs Missouri, 12/2/25
3FGA ..... **7** vs Missouri, 12/2/25
FTM ..... **8, 2x** last at Ohio St, 11/16/25
FTA ..... **9, 2x** last at Ohio St, 11/16/25
Ast ..... **10** vs Missouri, 12/2/25
Blk ..... **1** vs Eastern Illinois, 11/11/25
Stl ..... **4** vs Detroit Mercy, 11/7/25

Double Figure Scoring 9
20+ Point Games 5
30+ Point Games 0
Double-Digit Assists 1
Double-Doubles 1

Career Highs

Pts ..... **43** vs Cal, 3/8/25
Rebs ..... **9, 2x** last vs North Dakota, 11/19/24
FGM ..... **13, 2x** last vs Cal, 3/8/25
FGA ..... **29** at Boston College, 2/12/25
3FGM ..... **4, 5x** last vs Cal, 3/8/25
3FGA ..... **9** vs Miami, 1/24/24
FTM ..... **13** vs Cal, 3/8/25
FTA ..... **17** vs Cal, 3/8/25
Ast ..... **10** vs Missouri, 12/2/25
Blk ..... **1, 10x** last vs Eastern Illinois, 11/11/25
Stl ..... **6** vs. Virginia Tech, 2/10/24

Double Figure Scoring 62
20+ Point Games 33
30+ Point Games 4
40+ Point Games 1
Double-Digit Assists 1
Double-Doubles 1

2024-25 GAME-BY-GAME

				Total		3-Pointers		Free throws		Rebounds										
Opponent	Date	GS	MIN	FG-FGA	PCT	3FG-3FGA	PCT	FT-FTA	PCT	OFF	DEF	TOT	AVG	PF	A	TO	BLK	STL	PTS	AVG
LIU	11/03/2025	*	27:11	7-13	.538	2-4	.500	8-9	.889	1	0	1	1.0	4	1	4	0	0	24	24.0
Detroit Mercy	11/07/2025	*	17:46	4-8	.500	1-2	.500	4-5	.800	0	3	3	2.0	4	2	1	0	4	13	18.5
Eastern Ill.	11/11/2025	*	38:18	8-19	.421	1-6	.167	4-4	1.000	0	0	0	1.3	2	3	1	1	2	21	19.3
at Ohio St.	11/16/2025	*	29:48	3-14	.214	0-1	.000	8-9	.889	0	2	2	1.5	3	1	4	0	1	14	18.0
Bellarmine	11/19/2025	*	31:00	10-13	.769	2-4	.500	3-3	1.000	0	1	1	1.4	4	4	2	0	1	25	19.4
vs Kansas	11/24/2025	*	34:39	9-18	.500	0-3	.000	6-6	1.000	1	2	3	1.7	2	1	3	0	3	24	20.2
vs Rutgers	11/25/2025	*	33:58	9-13	.692	2-4	.500	1-1	1.000	2	4	6	2.3	3	5	6	0	3	21	20.3
vs Houston	11/26/2025	*	40:00	6-14	.429	1-4	.250	6-7	.857	1	6	7	2.9	4	5	3	0	0	19	20.1
Missouri	12/02/2025	*	38:02	6-15	.400	2-7	.286	4-4	1.000	1	4	5	3.1	3	10	2	0	1	18	19.9
at TCU	12/05/2025	*	10:17	3-6	.500	0-1	.000	0-0	.000	0	0	0	2.8	0	5	0	0	1	6	18.5
Totals		**10**	**300:59**	**65-133**	**.489**	**11-36**	**.306**	**44-48**	**.917**	**6**	**22**	**28**	**2.8**	**29**	**37**	**26**	**1**	**16**	**185**	**18.5**

Player Averages

Games Played	Minutes/ game	Points/ game	FG Pct	3FG Pct	FT Pct	Rebounds/ game	Assists/ game	Turnovers/ game	Assist/Turnover ratio	Steals/ game	Blocks/ game
10	30.1	18.5	48.9	30.6	91.7	2.8	3.7	2.6	1.4	1.6	0.1

CAREER STATS

				Field Goals		3-Point		F-Throws		Rebounds									Scoring	
SEASON	TEAM	GP-GS	MIN/AVG	FG-FGA	FG%	3FG-3FGA	3FG%	FT-FTA	FT%	OFF	DEF	TOT	AVG	PF-FO	A	TO	BLK	STL	PTS	AVG
2023-24	ND	33-33	1114/33.7	210-499	.421	42-140	.300	115-140	.821	21	89	110	3.3	95-0	143	123	7	63	577	17.5
2024-25	ND	26-25	876/33.7	194-439	.442	48-128	.375	117-138	.848	7	87	94	3.6	62-1	79	70	2	44	553	21.3
2025-26	ND	10-10	301/30.1	65-133	.489	11-36	.306	44-48	.917	6	22	28	2.8	29-0	37	26	1	16	185	18.5
TOTAL		**69-68**	**2290/33.2**	**469-1071**	**.438**	**101-304**	**.332**	**276-326**	**.847**	**34**	**198**	**232**	**3.4**	**186-1**	**259**	**219**	**10**	**123**	**1315**	**19.1**

Awards

2025-26
Preseason First Team All-ACC // Naismith Trophy Watch List // Bob Cousy Award Watch List // Wooden Award Watch List

2024-25
NABC Great Lakes Second Team All-District // Associated Press First Team All-ACC // Second Team All-ACC // ACC Player of the Week (March 10) // Naismith Trophy College Player of the Year Watch List // Naismith Starting 5 - Bob Cousy PG of the Year Watch List // Preseason All-ACC First Team

Junior Season (2025-26)

- During the Notre Dame's men's basketball game at TCU on Friday, December 5th, Markus Burton sustained a left ankle injury. He underwent surgery on Dec. 10. There is presently no timetable for his return.

- Only 4 instances in the past 3 decades in which a ND player in his first 10 games had 180+ points, 30+ assists & 15+ steals: 2025-26 Markus Burton; 2014-15 Jerian Grant; 2013-14 Jerian Grant; 2002-03 Chris Thomas.

- Was averaging 19.9 ppg heading into TCU where he injured his left ankle halfway through the first half. His current average sits at 18.5 ppg.

- Was wheelin' and dealin' again at the start of TCU game. At 9:48 when he exited, Burton already had six points and five assists.

- Game prior, Burton had one of the most complete games of his career, recording his first collegiate double-double with a team best 18 points and a career best 10 assists. Burton scored or assisted on 8 of the team's final 9 made buckets of the game.

rankings listed are at the time of injury

- Averaged a team best 21.3 ppg in Vegas on 24-45 (.533) shooting. Nearly perfect 13-14 from the stripe.

- Burton's 24 points against Kansas tied for the most by an opponent against the Jayhawks this season.

- Shot 53.1% in the paint - 11% above the D1 average.

- Around the rim he was 29-41 (.707). Overall from two he was 55.7%.

- Over his last 5 games, Burton's Assist Percentage was 42.0% which ranked in the 99th percentile.

- Was 44-48 (.917) from the FT line. A career best percentage. Ranked 3rd in the ACC.

- An efficient game: 10-13 FG for 25 points in win over Bellarmine.

- Team best 4 steals vs Detroit Mercy to go with his 13 pts.

- Burton's 19.3 career average ranks 13th amongst active players.

5 COLE CERTA

SOPHOMORE | GUARD

@colecerta @ColeCerta

Height	6-5
Eligibility	Sophomore
Hometown	Le Roy, IL
Previous	IMG Academy

Season Highs

Pts ..... **22** vs LIU, 11/3/25
Rebs ..... **4** vs LIU, 11/3/25
FGM ..... **6, 2x** last at TCU, 12/5/25
FGA ..... **14** at TCU, 12/5/25
3FGM ..... **6, 2x** last at TCU, 12/5/25
3FGA ..... **12** at TCU, 12/5/25
FTM ..... **6** vs Bellarmine, 11/19/25
FTA ..... **6** vs Bellarmine, 11/19/25
Ast ..... **2** vs LIU, 11/3/25
Blk .....
Stl ..... **1, 4x** last vs Evansville,12/13/25

Double Figure Scoring 5
20+ Point Games 2
Double-Figure Rebounds 0
Double-Doubles 0

Career Highs

Pts ..... **22** vs LIU, 11/3/25
Rebs ..... **4** vs LIU, 11/3/25
FGM ..... **6, 2x** last at TCU, 12/5/25
FGA ..... **14** at TCU, 12/5/25
3FGM ..... **6, 2x** last at TCU, 12/5/25
3FGA ..... **12** at TCU, 12/5/25
FTM ..... **6** vs Bellarmine, 11/19/25
FTA ..... **6** vs Bellarmine, 11/19/25
Ast ..... **2, 2x** last vs LIU, 11/3/25
Blk ..... **1** at Clemson, 2/26/25
Stl ..... **1, 4x** last vs Evansville,12/13/25

Double Figure Scoring 6
20+ Point Games 2
Double-Figure Rebounds 0
Double-Doubles 0

2024-25 GAME-BY-GAME

				Total		3-Pointers		Free throws		Rebounds										
Opponent	Date	GS	MIN	FG-FGA	PCT	3FG-3FGA	PCT	FT-FTA	PCT	OFF	DEF	TOT	AVG	PF	A	TO	BLK	STL	PTS	AVG
LIU	11/03/2025		24:59	6-10	.600	6-9	.667	4-4	1.000	2	2	4	4.0	2	2	2	0	0	22	22.0
Detroit Mercy	11/07/2025		20:56	2-8	.250	2-7	.286	0-0	.000	0	0	0	2.0	1	1	0	0	0	6	14.0
Eastern Ill.	11/11/2025		08:17	0-3	.000	0-3	.000	0-0	.000	0	0	0	1.3	0	0	0	0	0	0	9.3
at Ohio St.	11/16/2025		07:49	0-0	.000	0-0	.000	0-0	.000	0	0	0	1.0	0	0	0	0	0	0	7.0
Bellarmine	11/19/2025		20:09	2-5	.400	2-5	.400	6-6	1.000	1	1	2	1.2	2	1	2	0	0	12	8.0
vs Kansas	11/24/2025		21:19	1-5	.200	1-5	.200	2-2	1.000	0	1	1	1.2	0	1	0	0	1	5	7.5
vs Rutgers	11/25/2025		10:30	0-4	.000	0-3	.000	0-0	.000	0	1	1	1.1	1	1	0	0	0	0	6.4
vs Houston	11/26/2025		20:11	2-6	.333	2-6	.333	2-2	1.000	0	3	3	1.4	4	1	0	0	1	8	6.6
Missouri	12/02/2025		17:16	4-7	.571	4-7	.571	2-2	1.000	0	0	0	1.2	0	1	0	0	0	14	7.4
at TCU	12/05/2025		32:31	6-14	.429	6-12	.500	2-2	1.000	1	1	2	1.3	2	1	0	0	0	20	8.7
Idaho	12/10/2025	*	31:50	5-7	.714	3-4	.750	2-2	1.000	1	2	3	1.5	0	1	0	0	1	15	9.3
Evansville	12/13/2025	*	25:46	2-5	.400	1-3	.333	0-0	.000	0	2	2	1.5	1	0	2	0	1	5	8.9
Purdue Fort Wayne	12/21/2025	*	25:03	2-8	.250	1-7	.143	2-2	1.000	0	1	1	1.5	2	1	0	0	0	7	8.8
Totals		**3**	**266:37**	**32-82**	**.390**	**28-71**	**.394**	**22-22**	**1.000**	**5**	**14**	**19**	**1.5**	**15**	**11**	**6**	**0**	**4**	**114**	**8.8**

Player Averages

Games Played	Minutes/ game	Points/ game	FG Pct	3FG Pct	FT Pct	Rebounds/ game	Assists/ game	Turnovers/ game	Assist/Turnover ratio	Steals/ game	Blocks/ game
13	20.5	8.8	39.0	39.4	100.0	1.5	0.8	0.5	1.8	0.3	0.0

CAREER STATS

				Field Goals		3-Point		F-Throws		Rebounds									Scoring	
SEASON	TEAM	GP-GS	MIN/AVG	FG-FGA	FG%	3FG-3FGA	3FG%	FT-FTA	FT%	OFF	DEF	TOT	AVG	PF-FO	A	TO	BLK	STL	PTS	AVG
2024-25	ND	18-0	145/8.0	12-40	.300	10-36	.278	11-12	.917	1	3	4	0.2	12-0	5	6	1	0	45	2.5
2025-26	ND	13-3	267/20.5	32-82	.390	28-71	.394	22-22	1.000	5	14	19	1.5	15-0	11	6	0	4	114	8.8
TOTAL		**31-3**	**411/13.3**	**44-122**	**.361**	**38-107**	**.355**	**33-34**	**.971**	**6**	**17**	**23**	**0.7**	**27-0**	**16**	**12**	**1**	**4**	**159**	**5.1**

Sophomore Season (2025-26)

- Played in all 13 games, averaging 20.5 minutes - more than doubled from last season.

- Last 5 games = 12.2 ppg (3rd most on team). Is 15-33 from three aka 45.5%.

- Lightning in a bottle in the second half of TCU. Certa drained four consecutive three-pointers to start the second half and eventually hit five in the half and six total in the game. Certa finished with a co-team best 20 points.

- After TCU, Certa had his 2nd game off the bench this season with 5+ threes. The most games off bench w/ 5+ made threes since 1996: Cole Certa 2 in 2025-26; Matt Ryan 2 in 2016-17; Chris Quinn 2 in 2003-04.

- Certa-fied bucket struck again at the end of the Missouri (12/2) win. Cole drained three triples in the last 4:35 of the game, including the game-winner with 17 seconds left. Cole finished with 14 points on 4-7 shooting from three.

- Currently 39.4% from three. Certa is 11-25 (44.0%) in corner threes. Averaging 2.2 made threes per game.

- A perfect 22-22 from the FT line. This marks the third most free throws made for those Division I players who have not missed this season.

- Hit a pair of threes against #2 Houston, finishing with 8 points, 3 rebounds, 1 assist & 1 steal.

- Back in double figures in Bellarmine win. Certa produced 12 points with 2 triples and a 6-6 FT day.

- Player of the Game in the opening win over LIU, going off for a career high 22 points. He drained 6-9 from three-point range.

Freshman Season (2024-25)

- Played in 18-of-33 games, averaging 8.0 min.

- Converted two clutch free throws with four seconds left in the 112-10 4OT win over Cal.

- Another hero moment for Certa vs. Stanford on March 5. Down one with 18 seconds left, Certa drained a corner three right in front his bench for the eventual 56-54 win.

- Tallied 8 points over 12 minutes at Wake Forest on March 1. Certa was 2-5 from beyond the arc.

- Feb. 22 - a 76-72 win over Pitt - Will forever be known as the Cole Certa game. Certa recorded all 12 of his points in the 2nd half but it all stemmed from a 125-second period in which he drained 3 triples.

- Had one of the most incredible threes of the season at BC on Feb. 12 as his near half-court heave found nothing but.

- Saw game action for the first time in over a month at Florida State (2/4). Played in back-to-back games with time vs. Virginia Tech (2/8), scoring a basket in the final minute.

- Earned his first collegiate points and first three in win over Le Moyne on Dec. 22. Finished with 5 points.

6 BRADY KOEHLER

FRESHMAN | FORWARD

@brady__koehler @BradyKoehler3

Height	6-10
Eligibility	Freshman
Hometown	Fishers, IN
Previous	Cathedral High

Season Highs

Pts ..... **10** vs Detroit Mercy, 11/7/25
Rebs ..... **4, 3x** last vs Idaho, 12/10/25
FGM ..... **4** vs Detroit Mercy, 11/7/25
FGA ..... **6** vs Detroit Mercy, 11/7/25
3FGM ..... **2** vs Detroit Mercy, 11/7/25
3FGA ..... **4** vs Detroit Mercy, 11/7/25
FTM ..... **1** vs LIU, 11/3/25
FTA ..... **2, 2x** last at TCU, 12/5/25
Ast ..... **1, 2x** last at TCU, 12/5/25
Blk ..... **4** vs Idaho, 12/10/25
Stl ..... **2** vs Evansville, 12/13/25

Double Figure Scoring 1
20+ Point Games 0
Double-Figure Rebounds 0
Double-Doubles 0

Career Highs

Pts ..... **10** vs Detroit Mercy, 11/7/25
Rebs ..... **4, 3x** last vs Idaho, 12/10/25
FGM ..... **4** vs Detroit Mercy, 11/7/25
FGA ..... **6** vs Detroit Mercy, 11/7/25
3FGM ..... **2** vs Detroit Mercy, 11/7/25
3FGA ..... **4** vs Detroit Mercy, 11/7/25
FTM ..... **1** vs LIU, 11/3/25
FTA ..... **2, 2x** last at TCU, 12/5/25
Ast ..... **1, 2x** last at TCU, 12/5/25
Blk ..... **4** vs Idaho, 12/10/25
Stl ..... **2** vs Evansville, 12/13/25

Double Figure Scoring 1
20+ Point Games 0
Double-Figure Rebounds 0
Double-Doubles 0

2025-26 GAME-BY-GAME

				Total		3-Pointers		Free throws		Rebounds										
Opponent	Date	GS	MIN	FG-FGA	PCT	3FG-3FGA	PCT	FT-FTA	PCT	OFF	DEF	TOT	AVG	PF	A	TO	BLK	STL	PTS	AVG
LIU	11/03/2025		06:20	0-1	.000	0-1	.000	1-2	.500	0	2	2	2.0	2	1	0	0	0	1	1.0
Detroit Mercy	11/07/2025		14:32	4-6	.667	2-4	.500	0-0	.000	1	3	4	3.0	3	0	1	1	0	10	5.5
Eastern Ill.	11/11/2025		02:46	0-0	.000	0-0	.000	0-0	.000	0	0	0	2.0	0	0	0	0	0	0	3.7
at Ohio St.	11/16/2025		07:12	0-0	.000	0-0	.000	0-0	.000	0	2	2	2.0	0	0	0	0	0	0	2.8
Bellarmine	11/19/2025		13:02	2-3	.667	0-1	.000	0-0	.000	1	2	3	2.2	3	0	1	0	0	4	3.0
vs Kansas	11/24/2025		04:22	0-0	.000	0-0	.000	0-0	.000	0	0	0	1.8	0	0	0	0	0	0	2.5
vs Rutgers	11/25/2025		03:25	1-3	.333	1-2	.500	0-0	.000	1	0	1	1.7	0	0	0	0	0	3	2.6
Missouri	12/02/2025		07:58	1-2	.500	1-1	1.000	0-0	.000	0	0	0	1.5	3	0	2	1	1	3	2.6
at TCU	12/05/2025		13:24	2-5	.400	0-1	.000	0-2	.000	2	2	4	1.8	2	1	2	0	0	4	2.8
Idaho	12/10/2025		22:06	1-3	.333	0-0	.000	0-0	.000	0	4	4	2.0	1	0	0	4	0	2	2.7
Evansville	12/13/2025		18:30	1-4	.250	0-2	.000	3-3	1.000	0	1	1	1.9	5	0	2	0	2	5	2.9
Purdue Fort Wayne	12/21/2025		08:57	1-3	.333	1-2	.500	0-0	.000	0	1	1	1.8	2	0	2	0	0	3	2.9
Totals		**0**	**122:35**	**13-30**	**.433**	**5-14**	**.357**	**4-7**	**.571**	**5**	**17**	**22**	**1.8**	**21**	**2**	**10**	**6**	**3**	**35**	**2.9**

Player Averages

Games Played	Minutes/ game	Points/ game	FG Pct	3FG Pct	FT Pct	Rebounds/ game	Assists/ game	Turnovers/ game	Assist/Turnover ratio	Steals/ game	Blocks/ game
12	10.2	2.9	43.3	35.7	57.1	1.8	0.2	0.8	0.2	0.3	0.5

CAREER STATS

				Field Goals		3-Point		F-Throws		Rebounds									Scoring	
SEASON	TEAM	GP-GS	MIN/AVG	FG-FGA	FG%	3FG-3FGA	3FG%	FT-FTA	FT%	OFF	DEF	TOT	AVG	PF-FO	A	TO	BLK	STL	PTS	AVG
2025-26	ND	12-0	123/10.2	13-30	.433	5-14	.357	4-7	.571	5	17	22	1.8	21-1	2	10	6	3	35	2.9
TOTAL		**12-0**	**123/10.2**	**13-30**	**.433**	**5-14**	**.357**	**4-7**	**.571**	**5**	**17**	**22**	**1.8**	**21-1**	**2**	**10**	**6**	**3**	**35**	**2.9**

Freshman Season (2025-26)

- Seen minutes in 12-of-13 games, averaging 10.2 off the bench.

- Is now 5-14 (.357) from three-point range.

- He's shooting 50.0% from two-point range. e

- Finished with a career-high 2 steals in the win over Evansville (12/13)

- Recorded a career-high 4 blocks in the win over Idaho (12/10)

- Was a key reserve in both wins vs. Missouri (12/2) & TCU. Againt Mizzou, Koehler hit a huge three halfway thru 2nd half. At TCU, he tied his season high of 4 rebounds to go with his 4 points.

- Drained a three in the win over Rutgers in Vegas.

- First collegiate double digit scoring performance in game 2 vs. Detroit Mercy. Koehler dropped 10 pts on 4-6 shooting.

Prep Career

- A consensus top-100 recruit. Finished with an ESPN national ranking of 82

- Attended Coach Shrewsberry's former high school in Cathedral.

- 2025 AP Indiana Boys Basketball All-State First Team

- 2025 IBCA Senior Supreme 15 All-State

- 2025 Indiana All-Star selection

- 2025 Midwest Challenge participant on Team Indiana

- As a senior, Koehler averaged 16.3 points, 6.6 rebounds, 3.0 assists, 2.0 steals and 2.0 blocks

- Averaged 15.5 points, 6.5 rebounds and 2.3 blocks per game in his junior season. In addition, he shot 38.6 percent (32-for-83) from beyond the arc.

- Named 2024 Indiana Junior All-Star.

- Koehler and Jalen Haralson are no strangers to each other for they were teammates on the Indy Heat 17U EYBL squad.

7 RYDER FROST

FRESHMAN | FORWARD

@ryderfrost	@RyderFrost7
Height	6-7
Eligibility	Freshman
Hometown	Beverly, MA
Previous	Phillips Exeter Academy

Season Highs

Pts ..... **15** vs LIU, 11/3/25
Rebs ..... **3** vs Houston, 11/26/25
FGM ..... **5** vs LIU, 11/3/25
FGA ..... **8** vs Houston, 11/26/25
3FGM ..... **4** vs LIU, 11/3/25
3FGA ..... **7** vs Houston, 11/26/25
FTM ..... **2** vs Detroit Mercy, 11/7/25
FTA ..... **2, 2x** last vs Detroit Mercy, 11/7/25
Ast ..... **1, 2x** last vs Houston, 11/26/25
Blk .....
Stl ..... **1** vs Detroit Mercy, 11/7/25

Double Figure Scoring 2
20+ Point Games 0
Double-Figure Rebounds 0
Double-Doubles 0

Career Highs

Pts ..... **15** vs LIU, 11/3/25
Rebs ..... **3** vs Houston, 11/26/25
FGM ..... **5** vs LIU, 11/3/25
FGA ..... **8** vs Houston, 11/26/25
3FGM ..... **4** vs LIU, 11/3/25
3FGA ..... **7** vs Houston, 11/26/25
FTM ..... **2** vs Detroit Mercy, 11/7/25
FTA ..... **2, 2x** last vs Detroit Mercy, 11/7/25
Ast ..... **1, 2x** last vs Houston, 11/26/25
Blk .....
Stl ..... **1** vs Detroit Mercy, 11/7/25

Double Figure Scoring 2
20+ Point Games 0
Double-Figure Rebounds 0
Double-Doubles 0

2025-26 GAME-BY-GAME

				Total		3-Pointers		Free throws		Rebounds										
Opponent	Date	GS	MIN	FG-FGA	PCT	3FG-3FGA	PCT	FT-FTA	PCT	OFF	DEF	TOT	AVG	PF	A	TO	BLK	STL	PTS	AVG
LIU	11/03/2025		13:35	5-6	.833	4-5	.800	1-2	.500	1	1	2	2.0	1	1	0	0	0	15	15.0
Detroit Mercy	11/07/2025		13:08	3-6	.500	2-5	.400	2-2	1.000	0	1	1	1.5	1	0	1	0	1	10	12.5
Eastern Ill.	11/11/2025		03:33	0-1	.000	0-1	.000	0-0	.000	0	2	2	1.7	0	0	0	0	0	0	8.3
at Ohio St.	11/16/2025		01:42	0-1	.000	0-1	.000	0-0	.000	0	0	0	1.3	0	0	0	0	0	0	6.3
vs Kansas	11/24/2025		02:42	0-1	.000	0-1	.000	0-0	.000	0	0	0	1.0	0	0	0	0	0	0	5.0
vs Rutgers	11/25/2025		00:28	0-0	.000	0-0	.000	0-0	.000	0	0	0	0.8	0	0	0	0	0	0	4.2
vs Houston	11/26/2025		23:40	2-8	.250	1-7	.143	0-0	.000	1	2	3	1.1	0	1	0	0	0	5	4.3
Missouri	12/02/2025		01:14	0-2	.000	0-2	.000	0-0	.000	0	0	0	1.0	0	0	0	0	0	0	3.8
at TCU	12/05/2025		00:10	0-0	.000	0-0	.000	0-0	.000	0	1	1	1.0	0	0	0	0	0	0	3.3
Evansville	12/13/2025		01:57	0-1	.000	0-1	.000	0-0	.000	0	0	0	0.9	0	0	0	0	0	0	3.0
Purdue Fort Wayne	12/21/2025		02:40	0-0	.000	0-0	.000	0-0	.000	0	0	0	0.8	0	0	0	0	0	0	2.7
Totals		**0**	**64:49**	**10-26**	**.385**	**7-23**	**.304**	**3-4**	**.750**	**2**	**7**	**9**	**0.8**	**2**	**2**	**1**	**0**	**1**	**30**	**2.7**

Player Averages

Games Played	Minutes/ game	Points/ game	FG Pct	3FG Pct	FT Pct	Rebounds/ game	Assists/ game	Turnovers/ game	Assist/Turnover ratio	Steals/ game	Blocks/ game
11	5.9	2.7	38.5	30.4	75.0	0.8	0.2	0.1	2.0	0.1	0.0

CAREER STATS

				Field Goals		3-Point		F-Throws		Rebounds									Scoring	
SEASON	TEAM	GP-GS	MIN/AVG	FG-FGA	FG%	3FG-3FGA	3FG%	FT-FTA	FT%	OFF	DEF	TOT	AVG	PF-FO	A	TO	BLK	STL	PTS	AVG
2025-26	ND	11-0	65/5.9	10-26	.385	7-23	.304	3-4	.750	2	7	9	0.8	2-0	2	1	0	1	30	2.7
TOTAL		**11-0**	**65/5.9**	**10-26**	**.385**	**7-23**	**.304**	**3-4**	**.750**	**2**	**7**	**9**	**0.8**	**2-0**	**2**	**1**	**0**	**1**	**30**	**2.7**

Freshman Season (2025-26)

- Seen action in 11 of 13 games. Averaging 3.0 ppg on 5.9 minutes per game.

- Season best 24 minutes against #2 Houston in Vegas. Recorded 5 points, 3 rebounds, 1 assist.

- First two games = back-to-back double digit scoring games for the freshman despite not starting. Frost was a combined 8-12 from the field and 6-10 from beyond the arc.

- One of the breakout performers in game one, scoring all of his 15 points in the 2nd half. Frost didn't miss in the half, going 4-4 from deep, 5-5 from the field.

Prep Career

- Consensus top-100 recruit nationally. Ranked 79th by ESPN

- 2025 Capital Classic participant with the United States All-Stars – earned team MVP after recording 18 points behind 6-8 shooting from three.

- Finished in the top-10 17U leaders in Box Plus-Minus from AAU at 10.9.

- Landed on Paul Biancardi's 2025 top shot-makers list.

- Averaged 21.6 points, 7.7 rebounds and 3.2 assists per game in his junior season as he led Phillips Exeter to a NEPSAC Class A championship.

- Frost made nearly 44 percent of his 201 three-point attempts.

- Ultimately named the 2024 NEPSAC Class A Player of the Year.

- Played on the Under Armour Association circuit in the summer of 2024 with 17U Middlesex Magic. He shot 48.0 percent from the field (98-of-204) and 45.2 percent from three (70-of-155), averaging 15.8 points, 5.4 rebounds and 1.8 assists in 18 games.

- His 45 percent clip from three-point range led the Under Armour circuit.

10 JALEN HARALSON

FRESHMAN | GUARD

@jalen.haralson @JalenHaralson3

Height	6-7
Eligibility	Freshman
Hometown	Anderson, IN
Previous	La Lumiere

Season Highs

Pts ..... **21** vs Purdue Fort Wayne, 12/21/25
Rebs ..... **9** vs Purdue Fort Wayne, 12/21/25
FGM ..... **8, 2x** last vs Idaho, 12/10/25
FGA ..... **16, 2x** last vs Evansville, 12/13/25
3FGM .....
3FGA ..... **2, 2x** last vs Kansas, 11/24/25
FTM ..... **9** vs Purdue Fort Wayne, 12/21/25
FTA ..... **11** vsPurdue Fort Wayne, 12/21/25
Ast ..... **9** at TCU, 12/5/25
Blk ..... **1, 5x** last vs Purdue Fort Wayne, 12/21/25
Stl ..... **2, 2x** last vs Evansville, 12/13/25

Double Figure Scoring 11
20+ Point Games 3
Double-Figure Rebounds 0
Double-Doubles 0

Career Highs

Pts ..... **21** vs Purdue Fort Wayne, 12/21/25
Rebs ..... **9** vs Purdue Fort Wayne, 12/21/25
FGM ..... **8, 2x** last vs Idaho, 12/10/25
FGA ..... **16, 2x** last vs Evansville, 12/13/25
3FGM .....
3FGA ..... **2, 2x** last vs Kansas, 11/24/25
FTM ..... **9** vs Purdue Fort Wayne, 12/21/25
FTA ..... **11** vs Purdue Fort Wayne, 12/21/25
Ast ..... **9** at TCU, 12/5/25
Blk ..... **1, 5x** last vs Purdue Fort Wayne, 12/21/25
Stl ..... **2, 2x** last vs Evasville 12/13/25

Double Figure Scoring 11
20+ Point Games 3
Double-Figure Rebounds 0
Double-Doubles 0

2025-26 GAME-BY-GAME

				Total		3-Pointers		Free throws		Rebounds										
Opponent	Date	GS	MIN	FG-FGA	PCT	3FG-3FGA	PCT	FT-FTA	PCT	OFF	DEF	TOT	AVG	PF	A	TO	BLK	STL	PTS	AVG
LIU	11/03/2025	*	12:23	2-7	.286	0-1	.000	0-1	.000	0	3	3	3.0	1	0	4	0	0	4	4.0
Eastern Ill.	11/11/2025		25:37	6-6	1.000	0-0	.000	5-6	.833	1	4	5	4.0	3	3	2	0	1	17	10.5
at Ohio St.	11/16/2025		26:18	5-10	.500	0-0	.000	3-3	1.000	0	2	2	3.3	3	3	3	1	2	13	11.3
Bellarmine	11/19/2025	*	29:57	6-12	.500	0-2	.000	4-9	.444	3	1	4	3.5	2	5	1	0	0	16	12.5
vs Kansas	11/24/2025	*	24:54	5-14	.357	0-2	.000	3-5	.600	3	2	5	3.8	3	1	1	1	0	13	12.6
vs Rutgers	11/25/2025	*	28:31	6-12	.500	0-0	.000	3-4	.750	0	1	1	3.3	4	1	1	0	1	15	13.0
vs Houston	11/26/2025	*	22:19	4-8	.500	0-1	.000	6-8	.750	1	1	2	3.1	0	0	1	1	0	14	13.1
Missouri	12/02/2025	*	21:30	5-7	.714	0-0	.000	3-4	.750	1	3	4	3.3	5	2	2	0	1	13	13.1
at TCU	12/05/2025	*	37:56	8-12	.667	0-1	.000	4-7	.571	1	4	5	3.4	3	9	5	1	0	20	13.9
Idaho	12/10/2025	*	25:18	8-16	.500	0-0	.000	4-7	.571	1	1	2	3.3	2	2	2	0	0	20	14.5
Evansville	12/13/2025	*	19:02	4-16	.250	0-1	.000	2-3	.667	1	1	2	3.2	0	3	2	0	2	10	14.1
Purdue Fort Wayne	12/21/2025	*	27:08	6-13	.462	0-0	.000	9-11	.818	5	4	9	3.7	1	4	6	1	0	21	14.7
Totals		**10**	**300:53**	**65-133**	**.489**	**0-8**	**.000**	**46-68**	**.676**	**17**	**27**	**44**	**3.7**	**27**	**33**	**30**	**5**	**7**	**176**	**14.7**

Player Averages

Games Played	Minutes/ game	Points/ game	FG Pct	3FG Pct	FT Pct	Rebounds/ game	Assists/ game	Turnovers/ game	Assist/Turnover ratio	Steals/ game	Blocks/ game
12	25.1	14.7	48.9	0.0	67.6	3.7	2.8	2.5	1.1	0.6	0.4

CAREER STATS

				Field Goals		3-Point		F-Throws		Rebounds									Scoring	
SEASON	TEAM	GP-GS	MIN/AVG	FG-FGA	FG%	3FG-3FGA	3FG%	FT-FTA	FT%	OFF	DEF	TOT	AVG	PF-FO	A	TO	BLK	STL	PTS	AVG
2025-26	ND	12-10	301/25.1	65-133	.489	0-8	.000	46-68	.676	17	27	44	3.7	27-1	33	30	5	7	176	14.7
TOTAL		**12-10**	**301/25.1**	**65-133**	**.489**	**0-8**	**.000**	**46-68**	**.676**	**17**	**27**	**44**	**3.7**	**27-1**	**33**	**30**	**5**	**7**	**176**	**14.7**

Freshman Season (2025-26)

- 10 starts, 12 games played, averaging 25.1 minutes. Missed game 2 due to concussion protocol.

- Mr. Dependable - 11 straight games in double figures (includes Kansas, Houston, Missouri, TCU).

- 20 or more points in 3 of the last 4 games. He's 26-57 from the field in that span.

- Last 5 = leading the Irish in scoring (16.8 ppg) and assists (4.0 apg).

- Attacks the rim at will. He's converting an impressive 68.9% (42-61) from within 4.5 feet.

- Shooting 52.0% overall from 2-point range.

- What a week for Jalen - 2 big Irish wins over Mizzou and TCU in which he averaged 16.5 points on 68.4% shooting, plus 4.5 rpg & 5.5 apg.

- Haralson was CLUTCH at TCU, hitting the game-tying fadeaway shot with three seconds left to send it to overtime. He finished 8-12 from the floor for a career best 20 points; plus 5 rebounds and a career best 9 assists.

- Haralson had 20 points, 5 rebounds, 9 assists and 1 block vs. TCU. ND players to match those marks in a game in last 30 seasons: Jerian Grant in 2015 / Chris Thomas x3 (twice in 2002 and once in 2005).

- Game prior, he ignited a great 2nd half start in win over Missouri, scoring 7 of the team's first 9 points. Ultimately finished with 13 points on 5-7 shooting.

- Averaged second most points in Vegas with 14.0 ppg. Haralson was 15-34 (.441) from the field.

- Bounced back in game 3 in impressive fashion, earning Coach Shrews' Fight Night Belt. Haralson dropped 17 points, with 13 coming in the 2nd half. Haralson was a perfect 6-6 from the field.

- Impressed with 13 points on 5-10 shooting at Ohio State (11/16). Team best 3 assists.

Prep Career

- Highest-rated prospect to commit to the Irish in the modern history of the program.

- A consensus five-star recruit and the top-ranked prospect in the state of Indiana. Finished with a top-20 recruit ranking by both ESPN and 247 Sports

- Became the 20th McDonald's All-American Game participant in program history and the first in the Shrewsberry Era

- 2025 Midwest Challenge – Team Indiana

- 2025 Naismith Midseason Team

- Averaged 21.2 points and 7.3 rebounds with the Indy Heat on the Nike EYBL circuit in the spring of 2024. He then followed that up with 16.6 ppg at the Nike Peach Jam in July

- Spent his first two years at Fishers High where he averaged 19.7 points, 6.2 rebounds and 2.7 assists in that time.

USA Basketball

- Member of the 2025 USA Men's Nike Hoop Summit team that defeated the World Select team 124-114 in OT

- Represented USA at the FIBA U17 World Cup in the summer of 2024. He averaged 11.1 points and 4.0 rebounds in seven games as the team ultimately won the gold medal.

11 BRAEDEN SHREWSBERRY

JUNIOR | GUARD

@braedenshrewsberry @BraedenShrews

Height	6-4
Eligibility	Junior
Hometown	Granger, IN
Previous	State College Area High

Season Highs

Pts ..... **26** vs Evansville, 12/13/25
Rebs ..... **5** at TCU, 12/5/25
FGM ..... **9** vs Evansville, 12/13/25
FGA ..... **12** vs Evansville, 12/13/25
3FGM ..... **8** vs Evansville, 12/13/25
3FGA ..... **10** vs Evansville, 12/13/25
FTM ..... **4** vs Detroit Mercy, 11/7/25
FTA ..... **4, 2x** last at TCU, 12/5/25
Ast ..... **4** at TCU, 12/5/25
Blk ..... **1, 2x** last vs Purdue Fort Wayne, 12/21/25
Stl ..... **1, 4x** last vs Idaho, 12/10/25

Double Figure Scoring 9
20+ Point Games 1
Double-Figure Rebounds 0
Double-Doubles 0

Career Highs

Pts ..... **26** vs Evansville, 12/13/25
Rebs ..... **7** at Florida St, 2/4/25
FGM ..... **9** vs Evansville, 12/13/25
FGA ..... **20** vs Rutgers, 11/26/24
3FGM ..... **8** vs Evansville, 12/13/25
3FGA ..... **13, 2x** last vs Houston, 11/27/24
FTM ..... **6** at Georgia Tech, 1/9/24
FTA ..... **6** at Georgia Tech, 1/9/24
Ast ..... **4, 3x** last at TCU, 12/5/25
Blk ..... **1, 7x** last vs Purdue Fort Wayne, 12/21/25
Stl ..... **3, 2x** last vs Virginia Tech, 2/8/25

Double Figure Scoring 47
20+ Point Games 8
Double-Figure Rebounds 0
Double-Doubles 0

2024-25 GAME-BY-GAME

				Total		3-Pointers		Free throws		Rebounds										
Opponent	Date	GS	MIN	FG-FGA	PCT	3FG-3FGA	PCT	FT-FTA	PCT	OFF	DEF	TOT	AVG	PF	A	TO	BLK	STL	PTS	AVG
LIU	11/03/2025	*	18:29	1-4	.250	0-2	.000	0-0	.000	0	0	0	0.0	1	3	1	0	1	2	2.0
Detroit Mercy	11/07/2025	*	28:50	5-8	.625	5-8	.625	4-4	1.000	0	3	3	1.5	0	3	0	0	1	19	10.5
Eastern Ill.	11/11/2025	*	29:31	6-9	.667	6-8	.750	0-0	.000	0	2	2	1.7	0	2	0	0	0	18	13.0
at Ohio St.	11/16/2025	*	32:11	4-7	.571	2-3	.667	1-2	.500	0	4	4	2.3	1	0	2	0	1	11	12.5
Bellarmine	11/19/2025	*	28:56	2-5	.400	2-5	.400	1-2	.500	0	4	4	2.6	3	0	1	1	0	7	11.4
vs Kansas	11/24/2025	*	33:39	3-9	.333	3-9	.333	0-0	.000	0	2	2	2.5	1	1	0	0	0	9	11.0
vs Rutgers	11/25/2025	*	33:03	5-11	.455	3-6	.500	0-0	.000	0	2	2	2.4	1	1	1	0	0	13	11.3
vs Houston	11/26/2025	*	19:50	0-4	.000	0-4	.000	0-0	.000	0	2	2	2.4	2	0	0	0	0	0	9.9
Missouri	12/02/2025	*	35:28	3-9	.333	3-9	.333	2-2	1.000	0	3	3	2.4	1	1	0	0	0	11	10.0
at TCU	12/05/2025	*	37:52	5-10	.500	3-7	.429	2-4	.500	0	5	5	2.7	1	4	2	0	0	15	10.5
Idaho	12/10/2025	*	28:57	5-9	.556	4-7	.571	0-0	.000	0	2	2	2.6	1	2	1	0	1	14	10.8
Evansville	12/13/2025	*	31:39	9-12	.750	8-10	.800	0-0	.000	0	2	2	2.6	1	0	1	0	0	26	12.1
Purdue Fort Wayne	12/21/2025	*	34:53	4-11	.364	3-8	.375	2-2	1.000	0	3	3	2.6	3	1	1	1	0	13	12.2
Totals		**13**	**393:18**	**52-108**	**.481**	**42-86**	**.488**	**12-16**	**.750**	**0**	**34**	**34**	**2.6**	**16**	**18**	**10**	**2**	**4**	**158**	**12.2**

Player Averages

Games Played	Minutes/ game	Points/ game	FG Pct	3FG Pct	FT Pct	Rebounds/ game	Assists/ game	Turnovers/ game	Assist/Turnover ratio	Steals/ game	Blocks/ game
13	30.3	12.2	48.1	48.8	75.0	2.6	1.4	0.8	1.8	0.3	0.2

CAREER STATS

				Field Goals		3-Point		F-Throws		Rebounds									Scoring	
SEASON	TEAM	GP-GS	MIN/AVG	FG-FGA	FG%	3FG-3FGA	3FG%	FT-FTA	FT%	OFF	DEF	TOT	AVG	PF-FO	A	TO	BLK	STL	PTS	AVG
2023-24	ND	33-15	934/28.3	115-289	.398	78-210	.371	28-34	.824	4	78	82	2.5	31-0	29	38	1	16	336	10.2
2024-25	ND	26-26	900/34.6	129-312	.413	72-195	.369	34-41	.829	10	69	79	3.0	32-1	42	31	4	15	364	14.0
2025-26	ND	13-13	393/30.3	52-108	.481	42-86	.488	12-16	.750	0	34	34	2.6	16-0	18	10	2	4	158	12.2
TOTAL		**72-54**	**2227/30.9**	**296-709**	**.417**	**192-491**	**.391**	**74-91**	**.813**	**14**	**181**	**195**	**2.7**	**79-1**	**89**	**79**	**7**	**35**	**858**	**11.9**

Awards

2023-24

- ACC Rookie of the Week (Jan. 15, 2024)

Junior Season (2025-26)

- Started in all 13 games, averaging 30.3 min.

- Braeden is 48.8% from three - 2nd in the ACC/14th in the nation. He's converting 3.3 made threes per game - 2nd in ACC. Lastly, his 42 total threes ranks 17th nationally.

- Last 5 games = 15.8 ppg on 51.0% shooting. He's 21-41 (.512) from three in that span. That was the 5th best 3PT FG% in the month of December for anyone with at least 20 made threes.

- Last 5 = His 71.6 effective FG% and 72.5 true shooting % both rank in the 99th percentile according to CBB Analytics.

- Had a career-day in the win over Evansville (12/13) with a career-high 26 points on a career-best 8-of-10 shooting from three

- Shot lights out this week in the wins over Idaho (12/10) and Evansville (12/13). He finished the week with 40 points, averaging 20 points per game, while shooting 66.7% from the floor on 14-21 shooting

- Went 3-9 from three in the win over Mizzou, followed that up with a 3-7 effort in win at TCU. Braeden posted back-to-back games in double figures with 11 & 15 points, respectively.

- Speaking of TCU, Braeden set new season highs in rebounds (5) and assists (4) in a very complete game for the junior.

- ND is 7-2 this season in which Braeden scores 10+ points.

- Averaged 7.3 points in Vegas.

- Went 6-8 from three in win over EIU, totaling 18 pts. Was 5-6 from three in the 2nd half.

- Team high 19 points in win over Detroit Mercy. Got hot from three, draining 5-8.

Sophomore Season (2024-25)

- Missed the last 7 games of the season recovering from a lower-abdomen injury.

- Averaged 14.0 ppg, up from last year's 10.2. He shot 41.3%, up from last year's 39.8%.

- 2.8 threes/game (3rd in ACC), converting 36.9% from deep (3rd). Higher three ball numbers in ACC Play — 2.9 threes/game (3rd in ACC) while hitting 40.0% from deep (5th).

- Shrewsberry's sweet spot? Corner threes – he was 45.5% (15-for-33).

- Converted 48.7% from two-point range. He shot 43.2% from midrange 2s, 44.9% from the paint and he's 16-24 from around the rim.

- Bounced back after 0-point game vs. VT with three strong performances before his injury. Braeden averaged 16.3 ppg in that span on 16-39 shooting (.410), plus 11-24 (.458) from three.

- Braeden's three with 5:23 left kicked off a 13-0 run vs. Georgia Tech on Jan. 28. He also sealed the 71-68 victory with 3 critical free throws with less than 12 seconds left.

- Played hero in 69-64 win over Syracuse on Dec. 7. Tied his career high with 25 points on 6-11 shooting from three. Shrewsberry was clutch late, hitting a three with 3:27 left to put the Irish up 63-60, and again at 2:11 to push the Irish ahead 67-62.



12 GARRETT SUNDRA

SOPHOMORE | FORWARD

@garrettsundra @ GarrettSundra

Height	6-11
Eligibility	Sophomore
Hometown	Ashburn, VA
Previous	Paul VI Catholic

Season Highs

Pts ..... **9** vs Detroit Mercy, 11/7/25
Rebs ..... **5, 4x** last vs Purdue Fort Wayne, 12/21/25
FGM ..... **4** vs Detroit Mercy, 11/7/25
FGA ..... **6, 2x** last vs Kansas, 11/24/25
3FGM ..... **2** at TCU, 12/5/25
3FGA ..... **4** vs Missouri, 12/2/25
FTM ..... **1** vs Purdue Fort Wayne, 12/21/25
FTA ..... **2** vs Purdue Fort Wayne, 12/21/25
Ast ..... **2** at TCU, 12/5/25
Blk ..... **1, 3x** last vs Purdue Fort Wayne, 12/21/25
Stl ..... **1, 2x** last at Ohio St, 11/16/25

Double Figure Scoring 0
20+ Point Games 0
Double-Figure Rebounds 0
Double-Doubles 0

Career Highs

Pts ..... **11, 2x** last vs SMU, 2/19/25
Rebs ..... **8** vs Le Moyne, 12/22/24
FGM ..... **4, 2x** last vs Detroit Mercy, 11/7/25
FGA ..... **6** vs Detroit Mercy, 11/7/25
3FGM ..... **3** vs Creighton, 11/30/24
3FGA ..... **4** vs Creighton, 11/30/24
FTM ..... **3, 2x** last vs SMU, 2/19/25
FTA ..... **3, 2x** last vs SMU, 2/19/25
Ast ..... **2, 2x** last at TCU, 12/5/25
Blk ..... **1, 6x** last vs Purdue Fort Wayne, 12/21/25
Stl ..... **2** at Florida St, 2/4/25

Double Figure Scoring 2
20+ Point Games 0
Double-Figure Rebounds 0
Double-Doubles 0

2024-25 GAME-BY-GAME

				Total		3-Pointers		Free throws		Rebounds										
Opponent	**Date**	**GS**	**MIN**	**FG-FGA**	**PCT**	**3FG-3FGA**	**PCT**	**FT-FTA**	**PCT**	**OFF**	**DEF**	**TOT**	**AVG**	**PF**	**A**	**TO**	**BLK**	**STL**	**PTS**	**AVG**
LIU	11/03/2025	*	19:59	2-4	.500	1-3	.333	0-0	.000	1	1	2	2.0	4	0	1	0	1	5	5.0
Detroit Mercy	11/07/2025	*	19:43	4-6	.667	1-2	.500	0-0	.000	1	4	5	3.5	0	1	0	0	0	9	7.0
Eastern Ill.	11/11/2025	*	15:21	2-2	1.000	1-1	1.000	0-0	.000	2	3	5	4.0	2	0	0	0	0	5	6.3
at Ohio St.	11/16/2025	*	20:16	2-3	.667	1-2	.500	0-0	.000	0	2	2	3.5	4	0	0	0	1	5	6.0
Bellarmine	11/19/2025	*	09:43	0-0	.000	0-0	.000	0-0	.000	1	0	1	3.0	2	0	2	0	0	0	4.8
vs Kansas	11/24/2025	*	22:50	1-6	.167	0-2	.000	0-0	.000	2	1	3	3.0	1	0	0	1	0	2	4.3
vs Rutgers	11/25/2025		17:12	2-5	.400	1-2	.500	0-1	.000	1	3	4	3.1	2	0	0	1	0	5	4.4
vs Houston	11/26/2025	*	06:46	0-4	.000	0-2	.000	0-0	.000	0	1	1	2.9	0	0	0	0	0	0	3.9
Missouri	12/02/2025	*	21:36	1-5	.200	0-4	.000	0-0	.000	0	4	4	3.0	1	1	1	0	0	2	3.7
at TCU	12/05/2025	*	23:04	2-2	1.000	2-2	1.000	0-0	.000	2	3	5	3.2	1	2	3	0	0	6	3.9
Idaho	12/10/2025	*	18:56	1-1	1.000	0-0	.000	0-0	.000	1	3	4	3.3	0	1	0	0	0	2	3.7
Evansville	12/13/2025	*	22:17	2-3	.667	2-3	.667	1-2	.500	2	2	4	3.3	0	0	0	0	0	7	4.0
Purdue Fort Wayne	12/21/2025	*	25:18	2-5	.400	0-3	.000	1-2	.500	1	4	5	3.5	0	0	0	1	0	5	4.1
Totals		**12**	**243:01**	**21-46**	**.457**	**9-26**	**.346**	**2-5**	**.400**	**14**	**31**	**45**	**3.5**	**17**	**5**	**7**	**3**	**2**	**53**	**4.1**

Player Averages

Games Played	Minutes/ game	Points/ game	FG Pct	3FG Pct	FT Pct	Rebounds/ game	Assists/ game	Turnovers/ game	Assist/Turnover ratio	Steals/ game	Blocks/ game
13	18.7	4.1	45.7	34.6	40.0	3.5	0.4	0.5	0.7	0.2	0.2

CAREER STATS

				Field Goals		3-Point		F-Throws		Rebounds									Scoring	
SEASON	**TEAM**	**GP-GS**	**MIN/AVG**	**FG-FGA**	**FG%**	**3FG-3FGA**	**3FG%**	**FT-FTA**	**FT%**	**OFF**	**DEF**	**TOT**	**AVG**	**PF-FO**	**A**	**TO**	**BLK**	**STL**	**PTS**	**AVG**
2024-25	ND	21-0	195/9.3	16-31	.516	8-20	.400	9-11	.818	11	21	32	1.5	19-0	7	8	3	4	49	2.3
2025-26	ND	13-12	243/18.7	21-46	.457	9-26	.346	2-5	.400	14	31	45	3.5	17-0	5	7	3	2	53	4.1
TOTAL		**34-12**	**438/12.9**	**37-77**	**.481**	**17-46**	**.370**	**11-16**	**.688**	**25**	**52**	**77**	**2.3**	**36-0**	**12**	**15**	**6**	**6**	**102**	**3.0**

Sophomore Season (2025-26)

- Started in 12 of 13 games, averaging 18.7 minutes (9 more mpg than last season).

- Shooting 50.0% from the field (8-16) over the last 5 games.

- He's 8-20 (.400) from Above Break 3's.

- Season high 9 points on 4-6 shooting in win over Detroit Mercy (11/7).

- Went 2-2 from three to record 6 points, 5 rebounds, 2 assists in the TCU win.

- Coach has praised his dependability in the starting lineup and to stretch the floor.

Freshman Season (2024-25)

- Saw action in 21-of-33 games & averaged 9.3 min.

- Averaged 2.3 points and 1.5 rebounds.

- Shot 53.3 percent from the field overall.

- Converted 72.7 percent from two-point range.

- Sundra was 8-20 (.400) from three.

- Tied his career high of 11 points vs. SMU on Feb. 19. Sundra shot 3-4 overall, 2-3 from deep and 3-3 from the FT line.

- Saw significant time at Florida State (2/4) and responded with a 3-5 shooting day (2-3 from three) for 8 points.

- The box score may not show it, but Garrett stepped up and played 18 minutes against UNC (2nd highest of the season), grabbing 4 rebounds and playing solid D.

- Came off the bench vs. Le Moyne (12/22) and grabbed a career high 8 rebounds.

- Played his first significant minutes against #21/19 Creighton and Sundra dedlivered. He recorded his first double-digit scoring effort with 11 points on 4-for-5 shooting (3-for-4 from three).

- Followed that with a career high 21 minutes at Georgia when tallied 5 points on 2-for-3 shooting.

Prep Career

Ranked 131st nationally by 247 Sports. ESPN has Sundra ranked 29th in his position and sixth overall in the state of Virginia.

Key contributor on a loaded Paul VI Catholic squad. In his senior year, Sundra captained a Panthers squad who achieved a 35-3 overall record and No. 1 ranking by MaxPreps.

Averaged 8.3 points, 6.8 rebounds, 2.3 assists and 2.0 steals per game.

As a junior, he helped Paul VI Catholic go 31-4 en route to a state title.

Competed on the Nike EYBL Circuit on Team Takeover. Won back-to-back Peach Jam championships.

Sundra showed off his touch in and around the paint on the EYBL Circuit, shooting 36-of-54 from two.

A four-star prospect by ESPN and top-100 overall recruit, Sundra ranked fifth in his state and 20th at his position.

He is the first Notre Dame scholarship player from the Commonwealth of Virginia.

13 SIR MOHAMMED

SOPHOMORE | GUARD

@sirmohammed13 @thesirmohammed

Height	6-6
Eligibility	Sophomore
Hometown	Charlotte, NC

Season Highs

Pts ..... **21** vs Evansville, 12/13/25
Rebs ..... **6** vs Detroit Mercy, 11/7/25
FGM ..... **8** vs Evansville, 12/13/25
FGA ..... **12** vs Evansville, 12/13/25
3FGM ..... **2** vs Idaho, 12/10/25
3FGA ..... **3** vs Eastern Illinois, 11/11/25
FTM ..... **2, 2x** vs Detroit Mercy, 11/7/25
FTA ..... **4, 2x** vs Detroit Mercy, 11/7/25
Ast ..... **6** vs Detroit Mercy, 11/7/25
Blk ..... **1** at TCU, 12/5/25
Stl ..... **2, 2x** last vs Kansas, 11/24/25

Double Figure Scoring 2
20+ Point Games 1
Double-Figure Rebounds 0
Double-Doubles 0

Career Highs

Pts ..... **21** vs Evansville, 12/13/25
Rebs ..... **6, 2x** last vs Detroit Mercy, 11/7/25
FGM ..... **8** vs Evansville, 12/13/25
FGA ..... **12** vs Evansville, 12/13/25
3FGM ..... **2, 2x** last vs Idaho, 12/10/25
3FGA ..... **4** at Duke, 1/11/25
FTM ..... **2, 3x** last vs Detroit Mercy, 11/7/25
FTA ..... **4, 3x** last vs Detroit Mercy, 11/7/25
Ast ..... **6** vs Detroit Mercy, 11/7/25
Blk ..... **1, 4x** last at TCU, 12/5/25
Stl ..... **3** at Syracuse, 1/18/25

Double Figure Scoring 3
20+ Point Games 1
Double-Figure Rebounds 0
Double-Doubles 0

2024-25 GAME-BY-GAME

				Total		3-Pointers		Free throws		Rebounds										
Opponent	Date	GS	MIN	FG-FGA	PCT	3FG-3FGA	PCT	FT-FTA	PCT	OFF	DEF	TOT	AVG	PF	A	TO	BLK	STL	PTS	AVG
LIU	11/03/2025		16:45	1-3	.333	1-2	.500	2-4	.500	0	1	1	1.0	2	1	3	0	1	5	5.0
Detroit Mercy	11/07/2025	*	22:58	4-9	.444	0-1	.000	2-4	.500	2	4	6	3.5	1	6	2	0	0	10	7.5
Eastern Ill.	11/11/2025	*	26:11	2-6	.333	0-3	.000	0-1	.000	2	3	5	4.0	2	2	1	0	0	4	6.3
at Ohio St.	11/16/2025	*	24:34	4-8	.500	0-2	.000	0-3	.000	0	2	2	3.5	3	2	1	0	0	8	6.8
Bellarmine	11/19/2025		17:43	0-1	.000	0-0	.000	0-0	.000	0	0	0	2.8	3	0	1	0	2	0	5.4
vs Kansas	11/24/2025		13:57	2-6	.333	0-1	.000	0-0	.000	1	4	5	3.2	0	0	0	0	2	4	5.2
vs Rutgers	11/25/2025	*	23:01	2-2	1.000	0-0	.000	2-2	1.000	1	3	4	3.3	0	3	5	0	1	6	5.3
vs Houston	11/26/2025		04:46	0-1	.000	0-0	.000	0-0	.000	0	1	1	3.0	1	0	1	0	0	0	4.6
Missouri	12/02/2025		08:37	1-3	.333	0-2	.000	0-0	.000	0	1	1	2.8	1	0	2	0	0	2	4.3
at TCU	12/05/2025		10:09	0-3	.000	0-1	.000	0-0	.000	0	1	1	2.6	2	1	0	1	0	0	3.9
Idaho	12/10/2025		14:42	2-7	.286	2-2	1.000	0-0	.000	0	2	2	2.5	0	1	1	0	0	6	4.1
Evansville	12/13/2025		22:05	8-12	.667	2-3	.667	3-4	.750	0	2	2	2.5	1	3	3	0	3	21	5.5
Purdue Fort Wayne	12/21/2025		10:07	1-4	.250	0-1	.000	0-0	.000	1	3	4	2.6	2	0	2	0	0	2	5.2
Totals		**4**	**215:35**	**27-65**	**.415**	**5-18**	**.278**	**9-18**	**.500**	**7**	**27**	**34**	**2.6**	**18**	**19**	**22**	**1**	**9**	**68**	**5.2**

Player Averages

Games Played	Minutes/ game	Points/ game	FG Pct	3FG Pct	FT Pct	Rebounds/ game	Assists/ game	Turnovers/ game	Assist/Turnover ratio	Steals/ game	Blocks/ game
13	16.6	5.2	41.5	27.8	50.0	2.6	1.5	1.7	0.9	0.7	0.1

CAREER STATS

				Field Goals		3-Point		F-Throws		Rebounds									Scoring	
SEASON	TEAM	GP-GS	MIN/AVG	FG-FGA	FG%	3FG-3FGA	3FG%	FT-FTA	FT%	OFF	DEF	TOT	AVG	PF-FO	A	TO	BLK	STL	PTS	AVG
2024-25	ND	23-8	304/13.2	29-76	.382	5-29	.172	8-20	.400	20	23	43	1.9	25-0	23	24	3	13	71	3.1
2025-26	ND	13-4	216/16.6	27-65	.415	5-18	.278	9-18	.500	7	27	34	2.6	18-0	19	22	1	9	68	5.2
TOTAL		**36-12**	**520/14.4**	**56-141**	**.397**	**10-47**	**.213**	**17-38**	**.447**	**27**	**50**	**77**	**2.1**	**43-0**	**42**	**46**	**4**	**22**	**139**	**3.9**

Sophomore Season (2025-26)

- Seen action in all 13 games, plus 4 starts, averaging 16.6 minutes.

- Posted an impressive career-high 21 points in the win over Evansville (12/13) on a career-best 8-12 shooting

- Coach Shrews has praised Sir's passing ability and it being a major reason he recruited him to Notre Dame.

- Attacked the paint at Ohio St (11/16), going 4-8 from the floor for 8 points.

- Was Coach's 'Fight Night' champ of game 2 - 10 points, a career high tying 6 rebounds & a new career best of 6 assists. Was just his 2nd career game in double figures.

Freshman Season (2024-25)

- Played in 23-of-33 gamees overall & averaged 13.2 minutes.

- On November 18, Sir Mohammed underwent successful surgery performed by Dr. Brian Ratigan for a lower-body injury. On Dec. 31 at Georgia Tech, he made his return.

- Started in 8 games. Shot 12-22 from two-point range in those games.

- Shot 51.1% from two-point range overall.

- Small sample size, but Sir was 14-19 (.737) from around the rim and drained 44.4% from the midrange.

- Was 3-5 from two and totaled 8 points vs. SMU on Feb. 19.

- Had his highest point total since Duke with 7 points vs. Louisville (Feb. 16) on 3-5 shooting.

- Sir had a great game at #4 Duke – earning his first double-digit scoring performance of his collegiate career with 11 points on 4-7 shooting.

Prep Career

- Ranked 43rd in the country by 247 Sports and 57th by ESPN. Part of three-player recruiting class that ranked 19th in the country by ESPN.

- Averaged 13.5 points, 6.5 rebounds, 5.0 assists and 2.3 steals in 20.5 minutes over 24 games as a senior.

- Led Myers Park to a 27-3 overall record with a 10-0 mark in conference play.

- 2024 Second-Team All-State // 2023 Second-Team All-State

- Shot 53 percent from the field, 38 percent from 3 and 62 percent from the free-throw line.

- Led Myers Park High to a 28-4 record, a national ranking and a 4A State championship title as a junior (first state championship game for Myers Park in more than 60 years).

- Averaged 13.5 points, 5.3 rebounds 4.9 assists and 1.9 steals.

- Played for Team Curry 17U on the Under Armour Next Circuit where he averaged 8.4 points and 4.3 assists in the summer of 2023.

- Son of former NBA power forward Nazr Mohammed



14 KEBBA NJIE

SENIOR | FORWARD

@_kebba	@_kebbanjie
Height	6-10
Eligibility	Senior
Hometown	Centerville, OH

Season Highs

Pts ..... **8** vs LIU, 11/3/25
Rebs ..... **10** vs Evansville, 12/13/25
FGM ..... **2, 3x** last vs Missouri, 12/2/25
FGA ..... **4** vs Detroit Mercy, 11/7/25
3FGM .....
3FGA .....
FTM ..... **4, 2x** last vs Bellarmine, 11/19/25
FTA ..... **5** vs Evansville, 12/13/25
Ast ..... **1, 2x** last vs Idaho, 12/10/25
Blk ..... **1, 2x** last vs Missouri, 12/2/25
Stl .....

Double Figure Scoring 0
20+ Point Games 0
Double-Figure Rebounds 0
Double-Doubles 0

Career Highs

Pts ..... **12, 2x** last vs Buffalo, 11/11/24
Rebs ..... **12** at Boston College, 2/12/25
FGM ..... **5, 3x** last at Wake Forest, 3/1/25
FGA ..... **8, 2x** last at Wake Forest, 3/1/25
3FGM ..... **1, 9x** last at Miami, 2/1/25
3FGA ..... **3** at Wake Forest, 3/1/25
FTM ..... **9** vs. Georgia Tech, 3/12/24
FTA ..... **10** vs. Georgia Tech, 3/12/24
Ast ..... **2, 10x** last vs Cal, 3/8/25
Blk ..... **4** vs Quinnipiac, 12/22/22
Stl ..... **3** vs Boston College, 1/13/2

Double Figure Scoring 8
20+ Point Games 0
Double-Figure Rebounds 5
Double-Doubles 1

2024-25 GAME-BY-GAME

				Total		3-Pointers		Free throws		Rebounds										
Opponent	Date	GS	MIN	FG-FGA	PCT	3FG-3FGA	PCT	FT-FTA	PCT	OFF	DEF	TOT	AVG	PF	A	TO	BLK	STL	PTS	AVG
LIU	11/03/2025		11:26	2-3	.667	0-0	.000	4-4	1.000	3	1	4	4.0	3	0	0	0	0	8	8.0
Detroit Mercy	11/07/2025		14:56	2-4	.500	0-0	.000	2-3	.667	1	5	6	5.0	3	0	0	1	0	6	7.0
Eastern Ill.	11/11/2025		09:12	1-1	1.000	0-0	.000	1-2	.500	1	3	4	4.7	1	0	3	0	0	3	5.7
at Ohio St.	11/16/2025		10:53	1-2	.500	0-1	.000	0-0	.000	1	2	3	4.3	2	0	0	0	0	2	4.8
Bellarmine	11/19/2025		07:35	0-1	.000	0-0	.000	4-4	1.000	0	2	2	3.8	1	0	1	0	0	4	4.6
vs Kansas	11/24/2025		10:53	0-0	.000	0-0	.000	2-2	1.000	0	3	3	3.7	2	0	1	0	0	2	4.2
vs Rutgers	11/25/2025		14:12	0-0	.000	0-0	.000	0-0	.000	0	3	3	3.6	1	0	1	0	0	0	3.6
vs Houston	11/26/2025		14:34	1-1	1.000	0-0	.000	0-1	.000	0	1	1	3.3	2	1	0	0	0	2	3.4
Missouri	12/02/2025		17:39	2-2	1.000	0-0	.000	2-4	.500	0	0	0	2.9	2	0	0	1	0	6	3.7
at TCU	12/05/2025		11:42	0-0	.000	0-0	.000	0-0	.000	0	3	3	2.9	1	0	0	0	0	0	3.3
Idaho	12/10/2025		07:29	0-1	.000	0-0	.000	0-0	.000	1	2	3	2.9	1	1	1	0	0	0	3.0
Evansville	12/13/2025		16:36	0-0	.000	0-0	.000	3-5	.600	2	8	10	3.5	3	1	1	0	1	3	3.0
Purdue Fort Wayne	12/21/2025		07:51	0-0	.000	0-0	.000	0-0	.000	0	2	2	3.4	1	0	1	0	0	0	2.8
Totals		**0**	**154:58**	**9-15**	**.600**	**0-1**	**.000**	**18-25**	**.720**	**9**	**35**	**44**	**3.4**	**23**	**3**	**9**	**2**	**1**	**36**	**2.8**

Player Averages

Games Played	Minutes/ game	Points/ game	FG Pct	3FG Pct	FT Pct	Rebounds/ game	Assists/ game	Turnovers/ game	Assist/Turnover ratio	Steals/ game	Blocks/ game
13	11.9	2.8	60.0	0.0	72.0	3.4	0.2	0.7	0.3	0.1	0.2

CAREER STATS

				Field Goals		3-Point		F-Throws		Rebounds									Scoring	
SEASON	TEAM	GP-GS	MIN/AVG	FG-FGA	FG%	3FG-3FGA	3FG%	FT-FTA	FT%	OFF	DEF	TOT	AVG	PF-FO	A	TO	BLK	STL	PTS	AVG
2022-23	PSU	37-26	529/14.3	52-100	.520	1-5	.200	22-37	.595	39	89	128	3.5	76-0	17	33	17	6	127	3.4
2023-24	ND	29-27	703/24.3	37-99	.374	1-8	.125	51-67	.761	59	98	157	5.4	70-1	20	43	20	10	126	4.3
2024-25	ND	31-30	729/23.5	71-128	.555	7-19	.368	40-57	.702	67	115	182	5.9	71-0	14	41	18	13	189	6.1
2025-26	ND	13-0	155/11.9	9-15	.600	0-1	.000	18-25	.720	9	35	44	3.4	23-0	3	9	2	1	36	2.8
TOTAL FOR ND		**73-57**	**1587/21.7**	**117-242**	**.483**	**8-28**	**.286**	**109-149**	**.732**	**135**	**248**	**383**	**5.2**	**164-1**	**37**	**93**	**40**	**24**	**351**	**4.8**
TOTAL		**110-83**	**2116/19.2**	**169-342**	**.494**	**9-33**	**.273**	**131-186**	**.704**	**174**	**337**	**511**	**4.6**	**240-1**	**54**	**126**	**57**	**30**	**478**	**4.3**

Senior Season (2025-26)

- Played in all 13 games, averaging 11.9 minutes off the bench.

- Recorded a season-high 10 rebounds in the win over Evansville (12/13)

- Coming into his role being a defensive game-changer off the bench. Was a difference maker in the win over Missouri and the switch to put Njie on Mark Mitchell. Then provided big minutes when Towt fouled out at TCU, grabbing three big boards.

- Limited sample size but shooting 60.0 percent from the field (9-15).

- Solid senior year debut with 8 points vs. LIU on 2-3 shooting, 4-4 from the line. Also grabbed 4 boards.

- Been with Coach Shrews for all four years, including his freshman year in which Penn St made the NCAA Tournament.

Junior Season (2024-25)

- Averaged 3.8 ppg in his first 2 seasons and averaged 6.1 ppg as a junior. Missed ACC Tourney game due to concussion protocol.

- Kebba shot a career-best 55.5% from the floor.

- Shot 58.7% from two-point range. Diving deeper, Kebba was 47-66 (.712) at the rim and 17-37 (.459) in the paint.

- His last 5 games – shot 70.6% from two.

- Led team in Reb/game (5.9) & Off. Reb/game (2.2) – latter ranked 15th in ACC.

- Averaged 5.8 ppg and 6.0 rpg in ACC games.

- 2.3 offensive reb/game in league play which ranked 13th.

- 4th game in double figures after recording 10 points on 5-8 shooting at Wake Forest on March 1.

- Came up big off the bench at Boston College (2/12) with not only a career-high 12 rebounds, but the game-winning putback. Njie finished with 7 points.

- Kebba entered the year with just four double-digit scoring performances to his name. He posted two in January which included his first career double-double at NC State on Jan. 8. Njie recorded 10 points and a career-high tying 11 rebounds.

- Flirted with another double-double in win over BC on Jan. 13, posting 11 points, 9 rebounds.

- In win over Syracuse on Dec. 7, Njie earned 9 points, 9 rebounds, plus a huge block down the stretch.

- Players Era 3-game Stats — 16 PTS (5.3 ppg), co-team best 18 REB (6.0 RPG)

- In game 2 vs. Buffalo, Njie tied his career high of 12 points with an efficient 5-for-7 from the field.

15 TOMMY AHNEMAN

FRESHMAN | CENTER

@tahneman	@TommyAhneman
Height	6-11
Eligibility	Freshman
Hometown	Fargo, ND
Previous	Cretin-Derham Hall

Season Highs		Career Highs	
Pts		**Pts**	
Rebs		**Rebs**	
FGM		**FGM**	
FGA		**FGA**	
3FGM		**3FGM**	
3FGA		**3FGA**	
FTM		**FTM**	
FTA		**FTA**	
Ast		**Ast**	
Blk		**Blk**	
Stl		**Stl**	
Double Figure Scoring	0	Double Figure Scoring	0
20+ Point Games	0	20+ Point Games	0
Double-Figure Rebounds	0	Double-Figure Rebounds	0
Double-Doubles	0	Double-Doubles	0

2025-26 GAME-BY-GAME

CAREER STATS

Freshman Season (2025-26)

- Is currently rehabbing from left knee surgery that was performed before the fall semester began.

Prep Career

- Top-ranked prospect in the state of Minnesota and a consensus top-100 recruit.

- Transferred to Cretin-Derham for his senior year where he led them to a Section 4A Championship & a Class 4A State runner-up finish.

- Averaged 16.3 points, 10.6 rebounds, 3.2 assists, 1.3 steals and 1.7 blocks as a senior, earning All Suburban East Conference

- Earned over 1,000 career points.

- 2025 Battle of the Lakes participant.

- Prior to that, he was at Sheyenne High School in West Fargo, North Dakota, where he led his team to a Class 2A state title

- He dominated Fargo North in the state championship game with 28 points, 17 rebounds and two blocks in the 78-62 victory.

- Was named the 2024 Gatorade Player of the Year.

- Averaged 20.3 points, 13.3 rebounds, 2.2 blocks and 1.9 assists as a junior.

- Spring/Summer of 2024 – played in the Nike EYBL Champions 17U league where he averaged 20.7 points and 8.1 rebounds in 11 games with Howard Pulley.

24 MARK ZACKERY IV

FRESHMAN | GUARD

@markzackeryiv @ mzackery_

Height	5-11
Eligibility	Freshman
Hometown	Indianapolis, IN
Previous	Ben Davis

Season Highs

Pts	
Rebs	
FGM	
FGA	
3FGM	
3FGA	
FTM	
FTA	
Ast	
Blk	
Stl	
Double Figure Scoring	0
20+ Point Games	0
Double-Figure Rebounds	0
Double-Doubles	0

Career Highs

Pts	
Rebs	
FGM	
FGA	
3FGM	
3FGA	
FTM	
FTA	
Ast	
Blk	
Stl	
Double Figure Scoring	0
20+ Point Games	0
Double-Figure Rebounds	0
Double-Doubles	0

2025-26 GAME-BY-GAME

CAREER STATS

Freshman Season (2025-26)

- Member of the 2025 Notre Dame football team. Played Cornerback. Played in 11 games with three starts in his first season with the Irish. Tallied 10 tackles.

Prep Career

- An Indiana All-Star selection

- A two-time Indy Star Super Team honoree

- Guided Ben Davis to a 33-0 record as a sophomore, culminating in a state championship

- Scored 16 points in the state title game

- During the same 2022-23 season, Ben Davis High defeated Penn & NorthWood to win the Raymond James Hall of Fame Classic for the second time in school history. Zackery IV was named the Tournament MVP

- Almost pulled off the two-peat as a junior, as Ben Davis finished as state runner-up.

- Averaged 11.0 points, 2.1 rebounds, 4.3 assists and 1.4 steals over the course of the 2023-24 season, shooting 39.4 percent from beyond the arc.

- Played AAU ball with Indiana Elite in the summer of 2024. The same AAU club as current Irish teammates Logan Imes and Braeden Shrewsberry.

- Indiana Elite finished as Adidas 3SSB 17U national runner-up.

- In the summers of 2021-23, Zackery IV played point guard with Team Teague.

- Some highlights there include: Big Foot 16U Classic champions in 2023, the Prep Hoops 15U national champion in 2022, AAU 14U national champion in 2021 and the 2021 Chris Paul Rising Stars Top 25.

33 CARSON TOWT
GRADUATE | FORWARD

@burke.chebuhar @BChebuhar

Height	6-8
Eligibility	Graduate
Hometown	Gilbert, AZ
Previous	Northern Arizona

Season Highs

Pts ..... **19** vs Idaho, 12/10/25
Rebs ..... **19** vs LIU, 11/3/25
FGM ..... **9** vs Idaho, 12/10/25
FGA ..... **12** vs Idaho, 12/10/25
3FGM .....
3FGA .....
FTM ..... **4** vs Bellarmine, 11/19/25
FTA ..... **6** vs Bellarmine, 11/19/25
Ast ..... **5** vs Detroit Mercy, 11/7/25
Blk ..... **2** vs Kansas, 11/24/25
Stl ..... **2** vs LIU, 11/3/25

Double Figure Scoring 4
20+ Point Games 0
Double-Figure Rebounds 8
Double-Doubles 3

Career Highs

Pts ..... **24** at Idaho St, 3/3/25
Rebs ..... **19, 4x** last vs LIU, 11/3/25
FGM ..... **11, 3x** vs. Queens, 3/23/25
FGA ..... **21** vs Queens, 3/23/25
3FGM .....
3FGA ..... **1** at Idaho St, 12/29/22
FTM ..... **5, 2x** last vs. Portland St, 2/11/23
FTA ..... **15** vs. Embry Riddle, 1/5/22
Ast ..... **11** vs Embry Riddle, 1/5/22
Blk ..... **3** last at Oral Roberts, 12/4/24
Stl ..... **5** vs. Park, 11/4/24

Double Figure Scoring 61
20+ Point Games 7
Double-Figure Rebounds 55
Double-Doubles 31

2024-25 GAME-BY-GAME

				Total		3-Pointers		Free throws		Rebounds										
Opponent	Date	GS	MIN	FG-FGA	PCT	3FG-3FGA	PCT	FT-FTA	PCT	OFF	DEF	TOT	AVG	PF	A	TO	BLK	STL	PTS	AVG
LIU	11/03/2025	*	28:40	1-4	.250	0-0	.000	0-0	.000	6	13	19	19.0	2	3	0	1	2	2	2.0
Detroit Mercy	11/07/2025	*	20:59	5-7	.714	0-0	.000	1-2	.500	4	6	10	14.5	1	5	1	0	1	11	6.5
Eastern Ill.	11/11/2025	*	24:24	2-6	.333	0-0	.000	1-2	.500	8	3	11	13.3	4	3	3	0	1	5	6.0
at Ohio St.	11/16/2025	*	29:07	4-5	.800	0-0	.000	0-3	.000	2	10	12	13.0	3	2	2	0	0	8	6.5
Bellarmine	11/19/2025	*	29:23	4-6	.667	0-0	.000	4-6	.667	3	8	11	12.6	2	0	2	0	0	12	7.6
vs Kansas	11/24/2025	*	27:32	1-4	.250	0-0	.000	0-0	.000	2	8	10	12.2	3	2	0	2	1	2	6.7
vs Rutgers	11/25/2025	*	24:22	1-3	.333	0-0	.000	0-0	.000	3	3	6	11.3	1	0	0	1	1	2	6.0
vs Houston	11/26/2025	*	25:26	0-0	.000	0-0	.000	2-3	.667	1	3	4	10.4	4	0	1	0	0	2	5.5
Missouri	12/02/2025	*	22:50	1-1	1.000	0-0	.000	0-0	.000	1	8	9	10.2	3	1	1	0	0	2	5.1
at TCU	12/05/2025	*	32:51	6-6	1.000	0-0	.000	1-5	.200	2	7	9	10.1	5	4	1	0	1	13	5.9
Idaho	12/10/2025	*	31:29	9-12	.750	0-0	.000	1-1	1.000	6	9	15	10.5	3	3	2	1	0	19	7.1
Evansville	12/13/2025	*	19:25	1-2	.500	0-0	.000	0-0	.000	2	4	6	10.2	4	1	1	0	0	2	6.7
Purdue Fort Wayne	12/21/2025	*	26:48	3-6	.500	0-0	.000	0-0	.000	6	4	10	10.2	3	3	1	0	1	6	6.6
Totals		**13**	**343:16**	**38-62**	**.613**	**0-0**	**.000**	**10-22**	**.455**	**46**	**86**	**132**	**10.2**	**38**	**27**	**15**	**5**	**8**	**86**	**6.6**

Player Averages

Games Played	Minutes/ game	Points/ game	FG Pct	3FG Pct	FT Pct	Rebounds/ game	Assists/ game	Turnovers/ game	Assist/Turnover ratio	Steals/ game	Blocks/ game
13	26.4	6.6	61.3	0.0	45.5	10.2	2.1	1.2	1.8	0.6	0.4

CAREER STATS

				Field Goals		3-Point		F-Throws		Rebounds									Scoring	
SEASON	TEAM	GP-GS	MIN/AVG	FG-FGA	FG%	3FG-3FGA	3FG%	FT-FTA	FT%	OFF	DEF	TOT	AVG	PF-FO	A	TO	BLK	STL	PTS	AVG
2020-21	NAU	22-19	470/21.4	51-96	.531	0-0	.000	22-43	.512	38	63	101	4.6	73-5	28	30	13	10	124	5.6
2021-22	NAU	32-32	948/29.6	109-224	.487	0-0	.000	50-108	.463	94	186	280	8.8	100-4	119	63	10	18	268	8.4
2022-23	NAU	35-35	991/28.3	157-295	.532	0-1	.000	40-100	.400	113	161	274	7.8	114-4	106	65	10	20	354	10.1
2024-25	NAU	34-34	1146/33.7	199-350	.569	0-0	.000	55-145	.379	119	304	423	12.4	85-4	115	63	12	37	453	13.3
2025-26	ND	13-13	343/26.4	38-62	.613	0-0	.000	10-22	.455	46	86	132	10.2	38-1	27	15	5	8	86	6.6
TOTAL FOR ND		**13-13**	**343/26.4**	**38-62**	**.613**	**0-0**	**.000**	**10-22**	**.455**	**46**	**86**	**132**	**10.2**	**38-1**	**27**	**15**	**5**	**8**	**86**	**6.6**
TOTAL		**136-133**	**3898/28.7**	**554-1027**	**.539**	**0-1**	**.000**	**177-418**	**.423**	**410**	**800**	**1210**	**8.9**	**410-18**	**395**	**236**	**50**	**93**	**1285**	**9.4**

Career Awards

- 2025 Second Team All-Big Sky // 2025 Unanimous Big Sky All-Defensive Team // 2023 Big Sky All-Tournament Team // Four-time Golden Eagle Scholar-Athlete Award recipient // 2021 Big Sky All-Academic honoree

AT NOTRE DAME

Graduate Season (2025-26)

- More than just rebounding - Carson is 19-26 (.731) from the floor over the past four games. He's averaging a double-double in that span at 10.0 points & 10.0 rebounds. He's also recorded the second most assists over the last four games with 11.

- Averaging 10.2 rpg - ranks 16th nationally & 2nd in the ACC.

- 132 total rebounds this year - 7th nationally, 2nd in the ACC

- 3.5 offensive rpg - 2nd in the ACC. // 6.6 defensive rpg - 5th in the ACC.

- 26-35 (.743) around the rim // 12-26 in the paint (.462) // 61.3% from two

- Recorded a career-high 19 points in his third double-double of the season in the win over Idaho (12/10). Grabbed 15 boards.

- Scored 13 points in big road win at TCU. Towt was a perfect 6-6 from the floor. Also recorded 9 boards & 4 assists.

- Posted the best rebounding start to the season in the conference era (1995-on) for a ND player with 6 straight games with double-digit rebounds.

- Earned his first ND double-double in game #2 with 11 points and 10 rebounds. Ultimately recorded two double-doubles in first five games.

- Set an Irish debut rebounding record with 19 boards vs. LIU. He is now the 16th different Irish player to reel in at least 19 rebounds in a game.

- His 6 offensive boards played a major role in the team's 21 second chance points vs LIU. Had a season best 8 o-boards vs Eastern Illinois which helped lead to 17 second-chance points.

- His 1,210 career rebounds leads all active players

- He'll be the first Arizona native to ever suit up in an Irish uniform

AT NORTHERN ARIZONA

- Recorded 1,199 career points and 1,078 career rebounds across four seasons. He averaged 9.7 ppg and 8.8 rpg

Senior Season (2024-25)

- Led the nation in rebounding with 12.4 per game

- Set a Big Sky Conference single-season rebounding record, grabbing 423 rebounds across 34 games. The 423 rebounds led the country.

- Also led the country in defensive rebounds per game at 8.9

- Reeled in 3.5 offensive boards per game which ranked 14th nationally

- Became just the second-ever player in program history to record 1,000 rebounds, just before becoming the record holder while breaking the 63-year record that was set at 1,044 rebounds

- Was second on the team in scoring – he averaged 13.4 points per game

- Produced 20 double-doubles which ranked sixth in the nation

- Shot .569 overall from the field which ranked second in the Big Sky and 26th nationally

- Averaged 3.4 assists per game

- He snared a career-high 19 rebounds against Northern Colorado.

- Grabbed at least 10 rebounds in each of NAU's final five games

- At the end of last season his 1,078 career rebounds ranked 16th nationally amongst active players



34 MATT MACLELLAN

GRADUATE | FORWARD

@13mattmac @MatthewMacLell3

Height	6-9
Eligibility	Graduate
Hometown	Canton, MI
Prev. School	Madonna

Season Highs

Pts
Rebs ..... **2** vs Purdue Fort Wayne, 12/21/25
FGM
FGA
3FGM
3FGA
FTM
FTA
Ast ..... **1** vs Detroit Mercy, 11/7/25
Blk
Stl

Career Highs

Pts ..... **22, 2x** last at Indiana Tech, 3/1/25
Rebs ..... **10** at UM-Dearborn, 11/23/21
FGM ..... **9** at Rochester Christian, 2/8/25
FGA
3FGM ..... **3, 2x** last at Northwestern Ohio, 2/5/25
3FGA
FTM ..... **11** vs. St. Thomas, 12/21/24
FTA
Ast ..... **7** vs Cleary, 1/15/25
Blk ..... **4** at Lawrence Tech, 2/27/2
Stl ..... **3** at Indiana Tech, 11/18/23

Double Figure Scoring 0
20+ Point Games 0
Double-Figure Rebounds 0
Double-Doubles 0

2025-26 GAME-BY-GAME

Opponent	Date	GS	MIN	FG-FGA	PCT	3FG-3FGA	PCT	FT-FTA	PCT	OFF	DEF	TOT	AVG	PF	A	TO	BLK	STL	PTS	AVG
Detroit Mercy	11/07/2025		03:08	0-0	.000	0-0	.000	0-0	.000	0	0	0	0.0	1	1	0	0	0	0	0.0
Evansville	12/13/2025		01:57	0-0	.000	0-0	.000	0-0	.000	1	0	1	0.5	1	0	0	0	0	0	0.0
Purdue Fort Wayne	12/21/2025		03:19	0-0	.000	0-0	.000	0-0	.000	0	2	2	1.0	0	0	0	0	0	0	0.0
Totals		**0**	**08:24**	**0-0**	**.000**	**0-0**	**.000**	**0-0**	**.000**	**1**	**2**	**3**	**1.0**	**2**	**1**	**0**	**0**	**0**	**0**	**0.0**

Player Averages

Games Played	Minutes/ game	Points/ game	FG Pct	3FG Pct	FT Pct	Rebounds/ game	Assists/ game	Turnovers/ game	Assist/Turnover ratio	Steals/ game	Blocks/ game
3	2.8	0.0	0.0	0.0	0.0	1.0	0.3	0.0	1.0	0.0	0.0

CAREER STATS

			Minutes		Totals			3-Point			Free-Throws			Rebounds													
	GP	GS	MIN	AVG	FG	FGA	PCT	FG	FGA	PCT	FT	FTA	PCT	OFF	DEF	TOT	AVG	PF	FO	AST	AST/G	T/O	BLK	STL	PTS	AVG
2020-21	9	1	100	11.1	8	15	.533	0	0	.000	10	19	.526	7	21	28	3.1	9	0	1	0.1	4	5	2	26	2.9
2021-22	32	5	486	15.2	66	107	.617	1	5	.200	38	70	.543	27	68	95	3.0	53	1	22	0.7	18	11	12	171	5.3
2022-23	33	1	507	15.4	62	120	.517	4	15	.267	31	58	.534	40	58	98	3.0	71	0	30	0.9	22	11	11	159	4.8
2023-24	34	34	1040	30.6	140	303	.462	21	74	.284	122	164	.744	40	143	183	5.4	92	3	67	2.0	51	23	23	423	12.4
2024-25	31	30	878	28.3	160	279	.573	17	53	.321	114	169	.675	46	92	138	4.5	87	2	86	2.8	48	27	15	451	14.5
Total	**139**	**71**	**3011**	**21.7**	**436**	**824**	**.529**	**43**	**147**	**.293**	**315**	**480**	**.656**	**160**	**382**	**542**	**3.9**	**312**	**6**	**206**	**1.5**	**143**	**77**	**63**	**1230**	**8.8**

MACLELLAN, Matthew

				Field Goals		3-Point		F-Throws		Rebounds									Scoring	
SEASON	TEAM	GP-GS	MIN/AVG	FG-FGA	FG%	3FG-3FGA	3FG%	FT-FTA	FT%	OFF	DEF	TOT	AVG	PF-FO	A	TO	BLK	STL	PTS	AVG
2025-26	ND	3-0	8/2.8	0-0	.000	0-0	.000	0-0	.000	1	2	3	1.0	2-0	1	0	0	0	0	0.0
TOTAL		**3-0**	**8/2.8**	**0-0**	**.000**	**0-0**	**.000**	**0-0**	**.000**	**1**	**2**	**3**	**1.0**	**2-0**	**1**	**0**	**0**	**0**	**0**	**0.0**

AT NOTRE DAME

Graduate Season (2025-26)

- Appeared in 3 contests this season.
- Registered not only his first minutes in an Irish uniform but also at the Division I level. Earned 1 assist vs. Detroit Mercy.
- Season best 2 rebounds against Purdue Fort Wayne (12/21).

AT MADONNA

Senior Season (2024-25)

- Played in 31 games, averaging 28.3 minutes
- Averaged 14.5 points on 57.3 percent shooting from the floor
- Was 17-53 from beyond the arc, good for 32.1 percent
- Converted 67.5 percent from the free-throw line
- Reeled in 4.5 rebounds per game
- Dished out 2.8 assists per game

2025-26 FIGHTING IRISH ROSTER

#0 Brady Stevens
So. // G // 6-4
Boston, MA | Wellesley

#2 Logan Imes
Jr. // G // 6-4
Zionsville, IN | Zionsville

#3 Markus Burton
Jr. // G // 6-0
Mishawaka, IN | Penn

#5 Cole Certa
So. // G // 6-5
Le Roy, IL | IMG Academy

#6 Brady Koehler
Fr. // F // 6-10
Fishers, IN | Cathedral High

#7 Ryder Frost
Fr. // F // 6-7
Beverly, MA | Phillips Exeter Academy

#10 Jalen Haralson
Fr. // G // 6-7
Anderson, IN | La Lumiere

#11 Braeden Shrewsberry
Jr. // G // 6-4
Granger, IN | State College Area

#12 Garrett Sundra
So. // F // 6-11
Ashburn, VA | Paul VI Catholic

#13 Sir Mohammed
So. // G // 6-6
Charlotte, NC | Myers Park

#14 Kebba Njie
Sr. // F // 6-10
Centerville, OH | La Lumiere / Penn St

#15 Tommy Ahneman
Fr. // C // 6-11
Fargo, ND | Cretin-Derham Hall

#22 Luke Devine
Fr. // F // 6-7
Moraga, CA | Campolindo

#24 Mark Zackery IV
Fr. // G // 5-11
Indianapolis, IN | Ben Davis

#33 Carson Towt
Gr. // F // 6-8
Gilbert, AZ Gilbert High/Northern Arizona

#34 Matthew MacLellan
Gr. // F // 6-9
Canton, MI | Plymouth High/Madonna

Micah Shrewsberry
Glenn & Stacey Murphy Head Coach
3rd Season at ND

Kyle Getter
Associate Head Coach
3rd Season at ND

Mike Farrelly
Assistant Coach
3rd Season at ND

Ryan Owen
Assistant Coach
3rd Season at ND

Tre Whitted
Assistant Coach
3rd Season at ND

Grady Eifert
Assistant Coach
3rd Season at ND

Bo Waggoner
Director of Ops
1st Season at ND

Pat Garrity
General Manager
1st Season at ND