



HORNED FROGS BASKETBALL

SCHEDULE/RESULTS

Date	Opponent	AP Rank TCU/Opp	TV	Time/Result
OCTOBER				
Sun. 19	at Tarleton (Exh.)	-/-	ESPN+	W, 88-54
NOVEMBER				
Mon. 3	New Orleans	-/-	ESPN+	L, 78-74
Thur. 6	Saint Francis	-/-	TNT	W, 104-63
Mon. 10	Lamar	-/-	ESPN+	W, 78-65
Fri. 14	Michigan	-/6	ESPN2	L, 67-63
Wed. 19	Kansas City	-/-	ESPN+	W, 81-45
Thur. 27	vs. Florida^	-/10	FS1	W, 84-80
Fri. 28	vs. Wisconsin^	-/-	FOX	W, 74-63
DECEMBER				
Fri. 5	Notre Dame	RV/-	ESPN+	7 p.m.
Sun. 7	at North Texas 6	-/-	ESPN+	4:30 p.m.
Mon. 15	Incarnate Word	-/-	ESPN+	7 p.m.
Thur. 18	Oral Roberts	-/-	ESPN+	7 p.m.
Sun. 21	Florida A&M	-/-	ESPN+	3 p.m.
Mon. 29	Jackson State	-/-	ESPN+	7 p.m.
JANUARY				
Sat. 3	Baylor*	-/-	TNT	1 p.m.
Tue. 6	at Kansas*	-/-	ESPN/2	8 p.m.
Sat. 10	Arizona*	-/-	ESPN/2	3 p.m.
Wed. 14	at BYU*	-/-	ESPN2	10 p.m.
Sat. 17	at Utah*	-/-	TNT	1 p.m.
Tue. 20	Oklahoma State*	-/-	ESPN+	7 p.m.
Sat. 24	at Baylor*	-/-	ESPN2	5 p.m.
Wed. 28	Houston*	-/-	ESPN2	8 p.m.
FEBRUARY				
Sun. 1	at Colorado*	-/-	TNT	1 p.m.
Sat. 7	Kansas State*	-/-	TNT	1 p.m.
Tue. 10	Iowa State*	-/-	FS1	8 p.m.
Sat. 14	at Oklahoma State*	-/-	ESPN2	11 a.m.
Tue. 17	at UCF*	-/-	ESPN+	6 p.m.
Sat. 21	West Virginia*	-/-	Peacock	4 p.m.
Tue. 24	Arizona State*	-/-	CBSSN	8 p.m.
Sat. 28	at Kansas State*	-/-	ESPN2	5:30 p.m.
MARCH				
Tue. 3	at Texas Tech*	-/-	FS1	6 p.m.
Sat. 7	Cincinnati*	-/-	TNT	1 p.m.

ALL TIMES CENTRAL

* - Big 12 Conference game

^ - Rady Children's Invitational (San Diego, Calif.)

6 - US LBM Coast-to-Coast Challenge at Dickies Arena

FOLLOW TCU BASKETBALL

www.GoFrogs.com

f /TCUBasketball

X @TCUBasketball

TCUMBB

FACT BOOK



TCU ATHLETIC COMMUNICATIONS

MBB Contact: Steven Schoon // E: s.schoon@tcu.edu
O: 817-257-5299 // C: 620-218-1693

Address: Athletic Communications Office
TCU Box 297600 // Fort Worth, Texas, 76129

DEC. 5 | SCHOLLMAIER ARENA (6,800) | FORT WORTH, TEXAS | 7 PM



TCU Horned Frogs (5-2, 0-0 Big 12)

HC: Jamie Dixon (TCU '87) ■ At TCU: 181-128 (10th) ■ Career: 509-251 (23rd)



VS. NOTRE DAME Fighting Irish (6-3, 0-0 ACC)

HC: Micah Shrewsberry (Hanover '99) ■ At School: 34-41 (3rd) ■ Career: 86-120 (7th)

PROBABLE STARTERS

Po.	No.	Name	Hgt.	Wt.	Yr.	Ppg	Rpg	Apq	Hometown
G	2	Brock Harding	6-0	160	Jr.	10.0	3.3	6.1	Moline, Ill.
G	1	Jayden Pierre	6-3	200	Sr.	11.7	2.7	2.1	Elizabeth, N.J.
G	3	Liutauras Lelevicius	6-7	225	Jr.	8.1	3.1	1.1	Kaunas, Lithuania
F	15	David Punch	6-7	246	So.	12.7	7.0	2.3*	Harker Heights, Texas
C	24	Xavier Edmonds	6-8	245	Jr.	8.9	3.6	1.1	Long Beach, Calif.

* blocks per game

GAME INFORMATION

Broadcast: ESPN+

Play-By-Play: Brian Estridge

Analyst: Colin Boddicker

Online: Watch ESPN App

Series: Notre Dame leads 5-0

In Fort Worth: 0-0

In South Bend: ND leads 2-0

Neutral: ND leads 3-0

First Meeting:

ND won 102-94 (3/13/71) in Houston

Last Meeting:

ND won 82-72 (3/18/97) in South Bend

Winning Streak: ND W5

Dixon vs. ND: 9-6

RANKINGS

TCU

AP: RV
Coaches: NR
KenPom: 49
NET: 46

ND

AP: NR
Coaches: NR
KenPom: 68
NET: 88

NOTES

- TCU will host its second power conference team of the season when Notre Dame visits Schollmaier Arena for a 7 p.m. tip on Friday, which will air on ESPN+.
- The Horned Frogs hosted Michigan on Nov. 14 and are one of eight Power Five Conference programs nationally to host multiple Power Five Conference teams in nonconference.
- It's the first time since 2011 that TCU will play three-straight games vs. nonconference power conference opponents.
- For the first time this season, TCU received votes in the AP Top 25 released on Monday.
- TCU's top returner in scoring and rebounding, David Punch, leads in those categories this season with 12.7 points and 7.0 rebounds per game.
- Punch's 2.3 blocks per game ranks third in the Big 12 and his 58.1 percent shooting from the field ranks fifth.
- Five different players have led the team in scoring through the seven games so far this season.
- Jayden Pierre has made at least one 3-pointer in every game.
- Brock Harding was named to the Big 12 Starting Five on Monday after the Rady Children's Invitational performance.
- Harding is the only player nationally averaging at least 10.0 points, 6.0 assists and 3.0 steals.
- Harding ranks first in the Big 12 and eighth nationally with 3.3 steals per game.
- Harding ranks third in the Big 12 and 20th nationally with 6.1 assists per game.
- Harding ranks eighth in the Big 12 with a 2.69 assist/turnover ratio.
- TCU ranks 15th nationally in KenPom's defensive efficiency rating at 96.1.
- TCU ranks third in the Big 12 and 16th nationally with 17.1 turnovers forced per game.
- TCU ranks second in the Big 12 and 19th nationally in turnover margin at +5.1.
- TCU ranks second in the Big 12 with 9.3 steals per game.
- TCU ranks third in the Big 12 with 16.3 fastbreak points per game.
- TCU ranks third in the Big 12 and 21st nationally with 5.6 blocks per game.
- TCU returns nine players and welcome seven newcomers as well as two others who redshirted last season.
- TCU returns six "scholarship" players from last season, the second most in the Big 12 only to Houston's nine.
- It is Jamie Dixon's 10th season with the Horned Frogs. His 509 career wins ranks 20th among active coaches.
- Under Dixon, TCU has a record of 89-20 in November and December combined.
- Under Dixon, TCU is 108-19 against nonconference teams including 72-7 in Schollmaier Arena.
- Dixon was inducted into the Southwest Conference Hall of Fame in August.
- Dixon is one of just 11 active head coaches who have made at least 15 appearances in the NCAA Tournament.

SERIES HISTORY

- Notre Dame leads the all-time series 5-0. Friday will be the first meeting in Fort Worth.
- Of the five games in the series, three have come in postseason play including the last meeting in the series on March 18, 1997. The Fighting Irish won 82-72 in South Bend, Ind., in the second round of the NIT.
- Other postseason meetings came in the NCAA Tournament. Notre Dame won 102-94 in the first round on March 13, 1971 and also won 58-57 on March 14, 1987 in the second round. Jamie Dixon recorded 10 points and six assists in his final game as a collegiate player.

LAST TIME OUT

- TCU led the entire game in a 74-63 win over Wisconsin to win the Rady Children's Invitational in San Diego, Calif.
- The Horned Frogs shot a season-best 57.1 percent (8-of-14) from 3-point range.
- Brock Harding was named MVP. He and David Punch were named to the All-Tournament Team.

UP NEXT

- The Frogs will play a designated road game against North Texas at Dickies Arena in Fort Worth. The game is part of the US LBM Coast-to-Coast Challenge and begin on ESPN+ at 4:30 p.m.

NUMERICAL ROSTER

No.	Name	Pos.	Ht.	Wt.	Yrs.	Hometown (High School) / Previous School
00	Jace Posey	G	6-5	222	So.	Houston, Texas (Strake Jesuit College Prep)
1	Jayden Pierre	G	6-0	177	Sr.	Elizabeth, N.J. (Long Island Lutheran HS) / Providence
2	Brock Harding	G	6-0	160	Jr.	Moline, Ill. (Moline HS) / Iowa
3	Liutauras Lelevicius	G	6-7	225	Jr.	Kaunas, Lithuania / Oregon State
5	Micah Robinson	F	6-6	232	So.	Kansas City, Mo. (Oak Hill Academy - Va.)
6	Ashton Simmons	G	6-3	196	R-Fr.	Beaumont, Texas (West Brook HS)
7	Kayden Edwards	G	6-2	168	Fr.	Fort Worth, Texas (Duncanville HS)
8	RJ Jones	G	6-2	189	So.	Denton, Texas (Wasatch Academy - Utah)/Kansas State
15	David Punch	F	6-7	246	So.	Harker Heights, Texas (Harker Heights HS)
22	Adam Stewart	C	6-11	235	So.	Waller, Texas (Salt Lake Academy - Utah)
23	Vianney Salatouchum	C	6-10	223	Sr.	Yaounde, Cameroon / Panola CC / FIU
24	Xavier Edmonds	F	6-8	245	Jr.	Long Beach, Calif. (Bishop Montgomery HS) / Salt Lake CC
30	Drew McElroy	G	6-2	176	Jr.	Dallas, Texas (Highland Park HS)
32	Malick Diallo	C	6-9	238	So.	Bamako, Mali (Wasatch Academy - Utah)
33	Trey Stuart	G	6-2	172	Sr.	Weatherford, Texas / Brock HS
55	Tanner Toolson	G	6-5	199	Jr.	Vancouver, Wash. (Union HS) / BYU / Utah Valley

COACHES & STAFF

Staff Position	Name	Graduated From	Year at TCU
Head Coach:	Jamie Dixon	TCU, '87	10th season at TCU
Associate Head Coach:	Tony Benford	Texas Tech, '86	Seventh season at TCU
Assistant Coach:	Duane Broussard	Bradley, '93	Seventh season at TCU
Assistant Coach:	Jamie McNeilly	New Orleans, '07	Fifth season at TCU
Assistant AD, Men's Basketball Operations:	Thomas Montigel	TCU, '14	12th season at TCU
Assistant Coach/Player Development:	Corey Santee	TCU, '06	Ninth season at TCU
Assistant Coach/Scouting and Analytics:	Michael Rice	Franklin and Marshal, '20	Sixth season at TCU
Associate Director of Sports Medicine:	Matt Herrill	Kansas, '03	10th season at TCU
Associate Director - Human Performance:	Garry Christopher	Baylor, '08	Fourth season at TCU

PRONUNCIATION GUIDE

Players	Pronunciation
Xavier Edmonds	ex-ave-yur
Drew McElroy	mac-ul-roy (like the golfer)
Malick Diallo	mu-leek de-aah-low
Liutauras Lelevicius	lih-TAO-ris Le-LEH-vich-us
Jace Posey	poe-zee
Vianney Salatouchum	Vee-on-ee Suh-lotch-um

FROGS BY MAJOR


Biology Adam Stewart	General Studies Liutauras Lelevicius Jayden Pierre Vianney Salatouchum Tanner Toolson
Business Malick Diallo	Undeclared Kayden Edwards David Punch Ashton Simmons
Communication Studies Xavier Edmonds Brock Harding Jace Posey Micah Robinson	Youth Advocacy RJ Jones
Finance - Real Estate Drew McElroy Trey Stuart	



JACE POSEY
So. | G | 6-5 | 222
Houston, Texas



JAYDEN PIERRE
Sr. | G | 6-0 | 177
Elizabeth, N.J.



BROCK HARDING
Jr. | G | 6-0 | 160
Moline, Ill.



LIUTAUROS LELEVICIUS
Jr. | G | 6-7 | 225
Kaunas, Lithuania



MICAH ROBINSON
So. | F | 6-6 | 232
Kansas City, Mo.



ASHTON SIMMONS
R-Fr. | G | 6-3 | 196
Beaumont, Texas



KAYDEN EDWARDS
Fr. | G | 6-2 | 168
Fort Worth, Texas



RJ JONES
So. | G | 6-2 | 189
Denton, Texas



DAVID PUNCH
So. | F | 6-7 | 246
Harker Heights, Texas



ADAM STEWART
So. | C | 6-11 | 235
Waller, Texas



VIANNEY SALATOUCHUM
Sr. | C | 6-10 | 223
Yaounde, Cameroon



XAVIER EDMONDS
Jr. | F | 6-8 | 245
Long Beach, Calif.




DREW MCELROY
Jr. | G | 6-2 | 176
Dallas, Texas



MALICK DIALLO
So. | C | 6-9 | 238
Bamako, Mali



TREY STUART
Sr. | G | 6-2 | 172
Weatherford, Texas



TANNER TOOLSON
Jr. | G | 6-5 | 199
Vancouver, Wash.



JAMIE DIXON
Head Coach



TONY BENFORD
Associate Head Coach



DUANE BROUSSARD
Assistant Coach



JAMIE MCNEILLY
Assistant Coach




THOMAS MONTIGEL
Assistant AD, Operations



COREY SANTEE
Assistant Coach/Player Dev.




MICHAEL RICE
Assistant Coach/Scouting and Analytics



SYDNEY DAVIS
Graduate Assistant



CHRIS PARKER
Graduate Assistant



JACOB POFSKY
Graduate Assistant



GARRY CHRISTOPHER
Assoc. Head Coach for Human Performance



MATT HERRILL
Associate Director of Sports Medicine

NOTES

ABOUT THE OPPONENT

- Notre Dame is 6-3 following a 76-71 win over Missouri on Tuesday.
- The Fighting Irish are led in scoring by Markus Burton's 19.9 points per game and in rebounding by Carson's Towt who leads the ACC with 10.2 boards per game.
- It will be Notre Dame's second road game of the season. On Nov. 16, the Fighting Irish fell at Ohio State, 64-63.
- Like TCU in the Big 12, Notre Dame was picked to finish 10th in the ACC Preseason Poll.

DIXON VS. NOTRE DAME

- Jamie Dixon is 9-6 all-time against Notre Dame and won the last three meetings, all while he was the head coach at Pittsburgh and competing in the ACC.
- Dixon, an Irish Catholic, attended Notre Dame High School in Sherman Oaks, Calif.

TOP 25 VOTES

- For the first time this season, TCU received votes in the AP Top 25 released on Monday. The Horned Frogs earned 35 points, the fourth-most of any team not ranked.
- The last time TCU was ranked in the poll was Jan. 29, 2024 when the Frogs were 25th.

RADY CHILDREN'S INVITATIONAL CHAMPIONS

- TCU won the Rady Children's Invitational on Nov. 28 with a 74-63 win over Wisconsin. The Frogs opened the four-team event in San Diego, Calif., with an 84-80 win over No. 10 Florida.
- The win over Florida was the 11th top 10 win under Jamie Dixon and the 18th in program history. It was the first nonconference win over a top 10 team since beating No. 6 Oklahoma, 95-82, on Dec. 27, 1986.
- It was the first road or neutral site top 10 win since beating No. 1 Kansas in the 2017 Phillips 66 Big 12 Championship. It was also the highest ranked road or neutral site game since then.
- TCU knocked off the defending champions for the first time since 2023 when it defeated Kansas after coming off the 2022 national title.
- Brock Harding was named to the All-Tournament Team and earned MVP honors. He averaged 17.5 points, 4.0 rebounds, 8.5 assists and 3.0 steals.
- David Punch was named to the All-Tournament Team. He averaged 18.0 points, 9.0 rebounds, 2.0 assists and 2.5 blocks.
- Since Jamie Dixon became the head coach at TCU in spring of 2016, the Frogs have won six of their nine mid-season tournaments and are 17-5 in those games.

HARDING EARNS BIG 12 RECOGNITION

- Brock Harding earned a spot on the Big 12 Starting Five on Dec. 1, days after earning All-Tournament Team and MVP honors at the Rady Children's Invitational.
- Harding averaged 17.5 points, 4.0 rebounds, 8.5 assists and 3.0 steals. He recorded a double-double in the win over No. 10 Florida with a season-high 19 points and tied a career high with 12 assists. Against Wisconsin, Harding had 16 points, four rebounds and four assists.

DEFENSE DOMINATES

- In TCU's 81-45 win over Kansas City on Nov. 19, the Roos were held to 23.2 percent shooting from the field. It was the lowest percentage by a TCU opponent since Jan. 17, 2015, when Texas Tech shot 22.9 percent. It is also the second lowest since at least the 1996-97 season.
- Kansas City's 45 points scored was the fewest by a TCU opponent since Texas A&M Commerce scored 42 on Jan. 1, 2024.
- Kansas City scored 17 points in the second half, the fewest points by a TCU opponent in a half since Mississippi State scored 20 in the first half on Dec. 18, 2022.

SIZE ISN'T EVERYTHING

- According to KenPom, TCU ranks 312th in average height. Based on that ranking, the Frogs are the second shortest among teams from power conferences. Seton Hall out of the Big East is 334th overall.
- The five tallest teams on TCU's schedule are Arizona (7th), Wisconsin (9th), Arizona State (11th), Kansas (17th), Florida (25th)

MISSING MALICK

- It was announced on Nov. 4 that sophomore center Malick Diallo will have season-ending surgery to repair a torn ACL in his left knee. Diallo went down in the first half of TCU's season-opener vs. New Orleans.

STRENGTH OF SCHEDULE

- With Michigan (Big Ten) and Notre Dame (ACC) on the schedule, the Horned Frogs are one of eight Power 5 Conference teams that are hosting multiple Power 5 Conference teams in nonconference play. The other seven are Alabama, BYU, Duke, Illinois, Pittsburg, Kentucky and Wake Forest.
- TCU last hosted two Power 5 Conference teams in nonconference play in 2026-17, Jamie Dixon's first season. The Frogs hosted Washington on Nov. 30 and Auburn on Jan. 28 in the Big 12/SEC Challenge.
- When No. 6 Michigan visited TCU, it was the highest-ranked nonconference opponent in Fort Worth since No. 1 Kansas visited TCU on Dec. 1, 2003.
- The schedule consists of consecutive games against Florida, Wisconsin and Notre Dame. It's the first time the Frogs will play three consecutive games vs. nonconference power conference opponents since 2011 when the Frogs played Texas Tech, Nebraska and USC.
- TCU played No. 6 Michigan on Nov. 14 and No. 10 Florida on Nov. 27. It was the first time in program history that TCU played two top 10 teams in the month of November.

FALL COMES, FROGS RISE

- Since the 2014-15 season, the Frogs are 60-11 in the month of November and 104-24 in November and December combined.
- Under Jamie Dixon (since 2016-17), TCU has a record of 51-9 in November and 89-20 in November and December combined.

RETURNERS

- TCU returns six "scholarship" players from last season, the second most in the Big 12. Only four of those six saw minutes as RJ Jones and Ashton Simmons took a redshirt year. Houston returns nine players, including seven that logged minutes.
- TCU's returners that played last season are Malick Diallo (2.2 ppg, 2.7 rpg), Jace Posey (4.3 ppg, 2.3 rpg), David Punch (6.4 ppg, 4.4 rpg) and Micah Robinson (5.3 ppg, 1.8 rpg). Diallo, Punch and Robinson were true freshmen last season, while Posey was a redshirt freshman.
- When talking about players that were a part of the program last season, that returning number is nine.

BUT WE'RE ALSO YOUNG

- TCU brought in one true freshman in Kayden Edwards along with six transfers. Of those six transfers, four will have eligibility remaining after this season. Providence transfer Jayden Pierre, FIU transfer Vianny Salatchoum and Trey Stuart are the only players with no more eligibility remaining after this season.

FROG BREAK

- For the past three seasons, TCU has emphasized playing fast.
- This season, TCU ranks third in the Big 12 and 43rd nationally with 16.3 fastbreak points per game.
 - Over a three-year average, TCU ranked first nationally in fastbreak points per game (15.6) and percentage of points in transition (21%).
 - TCU led the nation in fastbreak scoring in two of the previous three seasons. The Frogs averaged 17.8 fastbreak points per game in the 2023-24 season and 17.5 per game in the 2022-23 season.

STAFF CONTINUITY

- Jamie Dixon has had the same five assistant coaches on his staff for the last five seasons. No other program in the nation has had the same head coach and five assistant coaches for a longer period of time.
- On Dixon's staff are Associate Head Coach Tony Benford and Assistant Coach Duane Broussard who are in their seventh season under Dixon. Assistant Coach/Player Development Corey Santee is in his ninth season overall under Dixon after starting as a graduate assistant and then as a special assistant. Assistant Coach/Scouting and Analytics is in his sixth season after starting as a graduate assistant. Assistant Coach Jamie McNeilly is in his fifth

QUICK FACTS

School:	TCU
Location	Fort Worth, Texas
Population	1,015,045
Elevation	612 feet
Founded	1873
Enrollment	12,980
Colors	Purple and White
Nickname	Horned Frogs, Frogs
Home Facility	Ed and Rae Schollmaier Arena (6,800)
Conference	Big 12 Conference
Affiliation	NCAA Division I
Chancellor	Daniel W. Pullin
Director of Intercollegiate Athletics	Mike Buddie
Faculty Rep.	Erik Simanek
Ticket Office Phone	(817) 257-FROG (3764)
Athletics Website	GoFrogs.com

HISTORY

First Season	1908-09
Record All-Time	1,341-1,494 (47.2)
NCAA Tournament Appearances / Last	11 / 2024
Record in NCAA Championship	7-11 (.389)
NIT Appearances / Last	8 / 2019
Record in NIT	17-7 (.708)

2024-25 SEASON RECAP

Record (H / A / N)	16-16 (14-3 / 2-9 / 0-4)
Conference Record / Finish	9-11 / T-9th Big 12
Postseason	None
Final AP/USA Today Ranking	NR/NR

COACHING STAFF

Head Coach	Jamie Dixon
Alma Mater	TCU, '87
Record at TCU	181-128 (.593) / 10th Season
Career Record	509-251 (.677) / 23rd Season
Assistant Head Coach	
	Tony Benford, Texas Tech, '86 / Seventh Season
Assistant Coach	
	Duane Broussard, Bradley, '93 / Seventh Season
	Jamie McNeilly, New Orleans, '07 / Fifth Season
Assistant Coach/Player Development	
	Corey Santee, TCU, '05 / Ninth Season
Assistant Coach/Scouting and Analytics	
	Michael Rice, Franklin and Marshall, '20 / Sixth Season
Assistant Athletics Director, Men's Basketball Operations	
	Thomas Montigel, TCU, '14 / 12th Season

2025-26 TEAM INFO

Players Returning/Lost	9/8
Starters Returning/Lost *started at least 15 games	1/5
Newcomers	7

ATHLETICS COMMUNICATIONS

Men's Basketball Contact	Steven Schoon
Office Phone Number	(817) 257-5299
Cell Phone Number	(620) 218-1693
Office Fax Number	(817) 257-7964
Email Address	s.schoon@tcu.edu
Mailing Address	TCU Box 297600
	Fort Worth, TX 76129
Official Athletics Web Site	www.GoFrogs.com

season.

WINNING AT HOME UNDER DIXON

- Under Jamie Dixon in Schollmaier Arena, TCU is 119-43 overall and 46-35 in Big 12 games.
- TCU went 14-3 at home last season. It was the most victories at home since going 14-4 during the 2019-20 season.
- The three losses at home were the fewest losses in Schollmaier Arena since going 15-3 in the 2017-18 season.
- Under Dixon, TCU is 106-19 against nonconference teams overall and 72-7 against nonconference opponents at Schollmaier Arena. The seven losses were to Michigan (11/15/25), New Orleans (11/3/25), Northwestern State (11/14/22), Providence 12/9/20, Xavier (12/22/19), Lipscomb 11/20/19 and Auburn (1/28/17).
- TCU won 89 home games in the first seven years under Dixon, the most wins at home in a seven-year period. Billy Tubbs is second on that list with 88.
- The Frogs won eight straight Big 12 home games until a loss to No. 14 Kansas on Feb. 11, 2019, which was the most for TCU in a conference since the 1996-97, 1997-98 and 1998-99 seasons when the Frogs won nine straight in the Western Athletic Conference.

OUTREBOUNDING LEADS TO WINS

- Always a focus for a Jamie Dixon coached team is rebounding. The goal everygame is to rebound the opponent by 10. Here is a breakdown of win/loss records when TCU and/or Jamie Dixon-led teams rebound their opponent.
- Dixon's teams have had the rebounding edge in 408 of his 509 wins.
- Under Dixon, TCU is 115-3 when rebounding and outshooting its opponent from the field.

TCU this season	4-0
TCU under Dixon	144-44
TCU since the 2015-16 season	153-44
Jamie Dixon coached teams (Pitt/TCU)	408-94

DIXON KEEPS CLIMBING

Jamie Dixon has the second-most wins by a TCU head coach.

1. Buster Brannon	204-259	1948-1967
2. Jamie Dixon	181-128	2016-present
3. Billy Tubbs	156-95	1994-2002

JAMIE DIXON FACTOR

- Jamie Dixon eclipsed 500 career wins last season in a 65-60 victory over West Virginia on Feb. 5, 2025.
- He is one of 24 active DI head coached with 500 career wins and is one of 21 to win 500 all with a DI program. He is one of seven active coaches to have won 500 games as the head coach of a major conference team. That group is Rick Barnes, Leonard Hamilton, Tom Izzo, Rick Pitino, Kelvin Sampson and Bill Self.
- Dixon is one of just nine active head coaches who have made at least 15 appearances in the NCAA Tournament. The other eight coaches are Dana Altman, John Calipari, Mark Few, Tom Izzo, Matt Painter, Rick Pitino, Kelvin Sampson and Bill Self.
- Dixon's .669 overall winning percentage entering the 2025-26 season ranked 13th among active head coaches with at least 20 years of experience at the NCAA DI level.
- Dixon's TCU record through nine seasons of 176-126 is the second-most wins of any TCU head coach and the most victories in any nine-year period in program history.
- TCU has made four NCAA Tournament appearance in the last six seasons that a postseason was held. TCU had been to one NCAA Tournament in the 30 years prior to Dixon's first appearance in 2018.

DIXON TO SOUTHWEST CONFERENCE HALL OF FAME

- In August, Jamie Dixon was inducted into the Southwest Conference Hall of Fame in Waco. In addition to serving as the head coach of the Horned Frogs men's basketball team for the past nine seasons, Dixon played for TCU from 1983-87.
- Under head coach Jim Killingsworth, Dixon led the Horned Frogs to Southwest Conference titles as a junior and senior. He earned All-SWC honors in 1987 and was an All-SWC Academic

honoree. In addition, he led the SWC in assists as a senior and earned TCU's Dutch Meyer Scholar-Athlete Award. Dixon's 353 career assists rank ninth all-time at TCU.

TOP RECRUITS IN FUNKY TOWN

- TCU's roster is made up of four of the top recruits the Horned Frogs have ever had.
- Fort Worth's Kayden Edwards is the third-highest recruit TCU has had since 247sports started keeping track of such rankings in 2000.
 - Micah Robinson (4th), Jace Posey (7th) and David Punch (9th) are also in the top nine.

Rk.	Name	Fr. Class
1	Blake Adams	2003
2	PJ Fuller	2019
3	Kayden Edwards	2025
4	Micah Robinson	2024
5	Kaden Archie	2018
6	Karviar Shepherd	2013
7	Jace Posey	2023
8	Jaylen Fisher	2016
9	David Punch	2024

THEY WERE BIG IN HIGH SCHOOL

- TCU's newcomers did it big in high school.
- Kayden Edwards led Duncanville High School to a Class 6A State Championship and was named tournament MVP. He was the 2024-25 All-Area Boys Basketball Player of the Year.
 - Brock Harding (Illinois) and Tanner Toolson (Washington) were named Mr. Basketball in their state in high school. Toolson holds Union High School records for points, made threes, assists, steals and field goals made.
 - Xaver Edmonds was named Maxpreps California All-State Sixth Team while at Bishop Montgomery High School in Torrance, Calif.
 - Jayden Pierre was the No. 1 player in New Jersey in 2022 while at Long Island Luther High School.

TCU VS. RANKED OPPONENTS

- Of TCU's 41 wins over AP Top 25 teams in its history, 26 have come under Dixon.
- TCU is 10-8 against AP Top 25 teams at home since the 2021-22 season.
- The Frogs have won six of the last eight games against top 10 opponents at home.
- Of TCU's seven road wins against AP Top 25 teams, six have occurred under Dixon.
- TCU is 68-40 all-time as a ranked team.
- TCU is 4-6 all-time as a top 25 team against a top 25 team. Nine of those matchups have come under Dixon.

TCU's wins over Top 25 teams under Dixon

Nov. 27, 2025	No. 10 Florida	84-80
Feb. 18, 2025	No. 9 Texas Tech	69-66
Jan. 19, 2025	at No. 25 Baylor	74-71
Jan. 30, 2024	No. 15 Texas Tech	85-78
Jan. 27, 2024	at No. 15 Baylor	105-102 (3OT)
Jan. 13, 2024	No. 2 Houston	68-67
Jan. 10, 2024	No. 9 Oklahoma	80-71
March 9, 2023	vs. No. 12 Kansas State	80-67
March 1, 2023	vs. No. 9 Texas	75-73
Jan. 21, 2023	at No. 2 Kansas	83-60
Jan. 14, 2023	No. 11 Kansas State	82-68
Jan. 4, 2023	No. 19 Baylor	88-87
Nov. 26, 2022	vs. No. 25 Iowa	79-66
March 10, 2022	vs. No. 22 Texas	65-60
March 1, 2022	No. 6 Kansas	74-64
Feb. 26, 2022	No. 9 Texas Tech	69-66
Jan. 29, 2022	No. 19 LSU	77-68
Jan. 22, 2022	at No. 15 Iowa State	59-44
Feb. 29, 2020	No. 2 Baylor	75-72
Feb. 22, 2020	No. 17 West Virginia	67-60 (OT)
Jan. 21, 2020	No. 18 Texas Tech	65-54
Feb. 23, 2019	No. 19 Iowa State	75-72
Feb. 9, 2019	at No. 17 Iowa State	92-83
Jan. 22, 2018	No. 7 West Virginia	82-73
Dec. 8, 2017	vs. No. 22 Nevada	84-80
March 9, 2017	vs. No. 1 Kansas	85-82

KENRICH WILLIAMS IS AN NBA CHAMPION

TCU's Kenrich Williams helped the Oklahoma City Thunder

MEDIA INFORMATION

GOFROGS.COM

All TCU basketball information is available online at the official website of TCU Athletics, GoFrogs.com. All statistical information, along with an archive of the entire season's game stories, game notes and press releases, can be found there.

INTERVIEW REQUESTS

Interviews with TCU basketball student-athletes and coaches must be scheduled directly through the TCU Athletics Communications Office by contacting Steven Schoon. Requests must be made at least 24 hours in advance. While telephone interviews with local media members are permissible, in-person interviews with student-athletes and coaches are recommended and encouraged. All practices are generally closed unless otherwise specified. TV crews and photographers are only permitted to shoot practice after receiving permission from the communications office.

MEDIA WILL CALL

All media passes available for pickup on game day will be left at media will call, located in the main tunnel of Ed and Rae Schollmaier Arena.

MEDIA CREDENTIAL REQUESTS

All credential requests for home TCU basketball games will only be accepted through an online system. Please visit the site, located on the men's basketball page of GoFrogs.com for complete instructions on submitting the application form. Requests should be received no later than noon, two days prior to the game.

GAME DAY SERVICES

The TCU Athletics Communications Office will provide rosters of both teams, game notes and statistics to accredited media members for each home contest inside the media room on the lower level of Schollmaier Arena. Complete statistics and game books will be available following each game. Media wishing to file stories after the game may do so in the press conference/media room, while food and drinks will be available for working media members prior to each home game in the same location.

RADIO BROADCASTS

The visitor's radio location is on the second row of section 217. The Horned Frogs Sports Network is located on front row of section 217.

PHOTOGRAPHERS

As prescribed in NCAA and Big 12 Conference guidelines, working photographers will be limited to the court baseline areas for game-time shooting. No photographers will be allowed to shoot courtside from in front of the scorers table. Additionally, tripods will not be allowed at courtside or along the end lines. Upper level photo/video shooting is permitted but must not be in the way of fans. Photographers who wish to cover TCU home games must apply for credentials.

TCU ON THE RADIO

TCU men's basketball games are broadcast live on the radio in the DFW Metroplex on Talk Radio 1190 AM KFXR as well as the Varsity, TuneIn and Riff Ram apps. Brian Estridge will serve as the primary play-by-play announcer, while he will be joined by Matt Carlino. Broadcasts will also be available online at GoFrogs.com.

POSTGAME INTERVIEWS

TCU head coach Jamie Dixon and requested student-athletes will be available for interviews in the media area, located on the lower level of Schollmaier Arena, following a brief cooling off period. If requested, opposing coaches and student-athletes can be available to the media in the media area prior to TCU's arrival. To request specific players to attend the postgame press conference, contact Steven Schoon during the second half of the game in person or in a text to (620) 218-1693. The TCU locker room is closed to the media both at home and on the road.

INTERNET ACCESS

Internet access at home TCU basketball games is available through a wireless signal. The wireless connection is available courtside. To use the wireless connection, join the network "TCU Press Box" and then launch your web browser. The password is "frogs2526". Should you encounter technical difficulties, contact a member of TCU communications.

STATBROADCAST

Media may access live stats on their electronic device by visiting tcu.statbroadcast.com. There is no password required.

win the franchise's first NBA Championship with a 103-91 win over the Indiana Pacers in Game 7 of the NBA Finals this past summer.

- Williams, who graduated with a degree in sociology in 2018, became the second Horned Frog and the first since 1994 to win an NBA title. Scott Brooks, who played one season at TCU (1983-84), won a championship with the Houston Rockets in 1994.
- Williams is currently in his eighth season in the NBA and sixth as a member of the Thunder after starting his career with the New Orleans Pelicans.
- In 2024, Williams had his jersey retired in Schollmaier Arena in recognition of his three seasons with the Horned Frogs. Williams, who is a native of Waco, Texas, has all-time program ranks of fourth in rebounding (877) and 25th in scoring (1,125). He recorded 34 double-doubles and is one of five players in program history with over 1,000 points and 800 rebounds. He earned All-Big 12 honors twice and was named USBWA All-District VII and NABC All-District 8.

ATTENDANCE AT SCHOLLMAIER ARENA

Eight of the top nine attendance numbers in program history have occurred in the past three seasons.

ATTENDANCE	GAME	DATE
1. 8,412	Texas	1/25/22
2. 8,194	Texas	3/1/23
3. 8,145	Oklahoma	1/24/23
4. 7,894	Texas	2/3/24
5. 7,831	Kansas	2/20/23
6. 7,739	Iowa State	1/20/24
7. 7,581	Kansas State	2/5/22
8. 7,494	Kansas	1/25/14
9. 7,444	West Virginia	1/31/23

The largest student crowds in TCU men's basketball history have attended Schollmaier Arena in the past three seasons.

ATTENDANCE	GAME	DATE
1. 3,594	Texas	1/25/22
2. 2,846	Oklahoma	1/24/23
3. 2,569	Texas	3/1/23
4. 2,506	West Virginia	1/31/23
5. 2,475	Kansas	2/20/23
6. 2,431	Texas	2/3/24
7. 2,386	Kansas State	2/5/22
8. 2,335	Iowa State	1/20/24
9. 2,144	Oklahoma	1/15/22

LAST FIVE GAMES ONLY

Team Box Score

No.	Player				Total		3-Point		F-Throw		Rebounds													
		GP-GS	MIN	AVG	FG-FGA	FG%	3FG-3FGA	3FG%	FT-FTA	FT%	OFF	DEF	TOT	AVG	PF	DQ	A	TO	BLK	STL	PTS	AVG		
1	PIERRE, Jayden	5-5	133:27	26.7	24-50	.480	13-25	.520	3-4	.750	2	11	13	2.6	16	0	11	9	2	5	64	12.8		
2	HARDING, Brock	5-5	171:36	34.3	24-50	.480	7-17	.412	9-14	.643	2	19	21	4.2	8	0	32	16	2	15	64	12.8		
15	PUNCH, David	5-5	151:19	30.3	22-43	.512	3-7	.429	12-16	.750	7	26	33	6.6	13	0	13	11	10	9	59	11.8		
00	POSEY, Jace	5-0	90:06	18.0	14-32	.438	0-4	.000	16-23	.696	9	13	22	4.4	5	0	3	4	1	4	44	8.8		
5	ROBINSON, Micah	5-0	124:29	24.9	10-35	.286	6-16	.375	16-26	.615	7	14	21	4.2	12	1	6	3	3	3	42	8.4		
3	LELEVICIUS, Liutauras	5-5	116:33	23.3	13-25	.520	9-19	.474	6-6	1.000	1	14	15	3.0	6	0	3	1	1	4	41	8.2		
24	EDMONDS, Xavier	5-5	80:31	16.1	16-28	.571	0-2	.000	7-8	.875	8	6	14	2.8	16	0	6	6	4	5	39	7.8		
55	TOOLSON, Tanner	5-0	82:36	16.5	5-26	.192	2-12	.167	3-3	1.000	5	1	6	1.2	5	0	3	1	1	3	15	3.0		
7	EDWARDS, Kayden	2-0	10:45	5.4	2-5	.400	1-4	.250	1-2	.500	0	1	1	0.5	0	0	1	0	0	0	6	3.0		
23	SALATCHOUM, Vianney	4-0	30:45	7.7	3-6	.500	0-0	.000	0-1	.000	3	3	6	1.5	5	0	0	4	3	0	6	1.5		
33	STUART, Trey	1-0	00:56	0.9	0-0	.000	0-0	.000	0-0	.000	0	0	0	0.0	0	0	0	0	0	0	0	0.0		
8	JONES, RJ	1-0	02:37	2.6	0-1	.000	0-0	.000	0-0	.000	0	0	0	0.0	0	0	0	0	0	0	0	0.0		
6	SIMMONS, Ashton	1-0	02:29	2.5	0-1	.000	0-0	.000	0-0	.000	0	2	2	2.0	1	0	0	0	0	0	0	0.0		
22	STEWART, Adam	1-0	00:56	0.9	0-0	.000	0-0	.000	0-0	.000	0	0	0	0.0	0	0	0	0	0	0	0	0.0		
30	MCELROY, Drew	1-0	00:56	0.9	0-0	.000	0-0	.000	0-0	.000	0	0	0	0.0	0	0	0	0	0	0	0	0.0		
Team											12	8	20				4							
Total		5	1000		133-302	.440	41-106	.387	73-103	.709	56	118	174	34.8	87	1	78	59	27	48	380	76.0		
Opponents		5	1000		106-282	.376	34-124	.274	74-96	.771	55	119	174	34.8	94	4	64	85	22	34	320	64.0		

LAST TIME VS. OPPONENT

NOTRE DAME 82 - TCU 72 // MAR. 18, 1997

No recap available

TCU VS. OPPONENT

Date	TCU Result	Score	Location
Mar. 13, 1971	L	94-102	Houston
Jan. 13, 1980	L	68-85	San Antonio
Dec. 4, 1980	L	63-79	South Bend
Mar. 14, 1987	L	57-58	Charlotte
Mar. 18, 1997	L	72-82	South Bend

OFFICIAL BASKETBALL BOX SCORE -- G A M E T O T A L S

TCU vs Notre Dame

3-18-97 7:30 p.m. at Joyce Center, Notre Dame, IN

VISITORS: TCU (22-13)

VISITORS: 100 (22-17)																					
No.	NAME	TOT-FG		3-PT		REBOUNDS								PF	TP	A	TO	BLK	S	MIN	
		FG	FGA	FG	FGA	FT	FTA	OF	DE	TOT											
23	Johnson, Malcolm	f	4	17	2	9	1	4	0	4	4	3	11	2	0	0	1	38			
44	Davis, Dennis	f	1	2	0	0	0	0	2	7	9	2	2	0	1	0	0	19			
33	Walker, Damion	c	6	16	0	0	4	7	3	5	8	3	16	1	2	1	0	37			
10	Fowler, Prince	g	4	8	2	4	0	0	2	2	4	0	10	2	0	0	0	19			
24	Jones, Mike	g	5	19	2	7	2	2	9	6	15	2	14	7	3	0	1	35			
12	Burks, Anthony		0	4	0	2	1	2	0	0	0	2	1	0	1	0	0	12			
21	Jacobs, Jeff		3	6	2	3	0	0	0	0	0	0	8	2	2	0	3	14			
22	Penny, James		4	7	0	1	0	0	1	3	4	4	8	1	1	2	1	18			
34	Tulalii, Saipele		1	3	0	1	0	0	1	0	1	1	2	0	0	0	0	8			
TEAM									5	1	6										
TOTALS			28	82	8	27	8	15	23	28	51	17	72	15	10	3	6	200			
TOTAL FG% 1st Half: 10-44			.227	2nd Half: 18-38			.474	Game: .341		DEADBALL											
3-Pt. FG% 1st Half: 2-11			.182	2nd Half: 6-16			.375	Game: .296		REBOUNDS											
F Throw % 1st Half: 1-2			.500	2nd Half: 7-13			.538	Game: .533		3											

HOME TEAM: Notre Dame (16-13)

HOME TEAM: Notre Dame (10)		TOT-FG		3-PT		REBOUNDS												
No.	N A M E	f	FG	FGA	FG	FGA	FT	FTA	OF	DE	TOT	PF	TP	A	TO	BLK	S	MIN
03	Manner, Derek	f	6	8	0	0	0	0	2	2	4	4	12	4	2	0	1	27
53	Garrity, Pat	f	9	19	0	4	2	2	0	6	6	3	20	6	2	1	0	35
55	Hickey, Phil	c	6	7	0	0	1	2	4	8	12	2	13	3	1	1	0	31
12	White, Admore	g	4	14	0	5	1	3	0	7	7	2	9	9	3	0	2	34
22	Miller, Pete	g	5	6	5	6	1	2	0	4	4	2	16	1	2	0	0	29
04	Wyche, Antoni		0	2	0	1	0	0	0	1	1	0	0	2	1	0	0	10
05	Lalazarian, David		2	7	0	1	3	7	0	1	1	0	7	0	0	0	0	13
14	Friel, Keith		1	2	1	2	0	0	0	1	1	0	3	2	0	0	1	7
40	Gotsch, Matt		1	5	0	0	0	0	2	4	6	2	2	0	1	2	0	11
42	Young, Marcus		0	0	0	0	0	0	0	0	0	0	0	0	0	1	0	3
TEAM									5	1	6							
TOTALS			34	70	6	19	8	16	13	35	48	15	82	27	12	5	4	200
TOTAL FG% 1st Half: 15-35			.429	2nd Half: 19-35			.543	Game:			.486	DEADBALL						
3-Pt. FG% 1st Half: 2-9			.222	2nd Half: 4-10			.400	Game:			.316	REBOUNDS						
F Throw % 1st Half: 3-8			.375	2nd Half: 5-8			.625	Game:			.500	3						

OFFICIALS: Norm Nelson, Tim Fogarty, Terry Anderson

TECHNICAL FOULS:

TCU - the bench(1)

Notre Dame - none

ATTENDANCE: 6,927

SCORE BY PERIODS:

	1st	2nd	OT1	OT2	OT3	OT4	TOTAL
TCU	23	49					72
Notre Dame	35	47					82

JAMIE DIXON FILE

Born	Nov. 10, 1965
Birthplace	Burbank, Calif.
Hometown	Hollywood, Calif.
High School	Notre Dame HS
Alma Mater	TCU (1987)
Wife	Jacqueline
Children	Jack and Shannon

PLAYING EXPERIENCE

1984-87	TCU
1988	Lacrosse Catbirds (CBA)
1989-1990	Hawke's Bay Hawks (New Zealand-NBL)

COACHING EXPERIENCE

2016-present	TCU Head Coach
2003-2016	University of Pittsburgh Head Coach
1999-2003	University of Pittsburgh Associate Head Coach
1998-1999	University of Hawaii Assistant Coach
1994-1998	Northern Arizona University Assistant Coach
1992-1994	University of Hawaii Assistant Coach
1991-1992	University of California-Santa Barbara Graduate Assistant
1989-1991	Los Angeles Valley Junior College Assistant
1989	Te Aute College Head Coach

COACH OF THE YEAR HONORS

2011	Sporting News National Coach of the Year
2010	Jim Phelan National Coach of the Year
2010	Madison Square Garden Coach of the Decade
2009	USA Basketball National Coach of the Year
2009	Naismith National Coach of the Year
2009	USBWA District 2 Coach of the Year
2004	Big East Coach of the Year

CHAMPIONSHIPS

2017	NIT Championship
2011	Big East Regular-Season Championship
2009	FIBA Under-19 World Championship Gold Medal
2008	Big East Tournament Championship
2004	Big East Regular-Season Championship

NBA PLAYERS (AS HEAD COACH)

Steven Adams	No. 12 in 2013 NBA Draft
Desmond Bane	No. 30 in 2020 NBA Draft
Damion Baugh	Undrafted in 2023
DeJuan Blair	No. 37 in 2009 NBA Draft
Aaron Gray	No. 49 in 2007 NBA Draft
Cameron Johnson	No. 11 in 2019 NBA Draft
Emanuel Miller	Undrafted in 2024
RJ Nembhard	Undrafted in 2021
Lamar Patterson	No. 48 in 2014 NBA Draft
Chris Taft	No. 42 in 2005 NBA Draft
Kenrich Williams	Undrafted in 2018
Sam Young	No. 36 in 2009 NBA Draft

ADMINISTRTRIVE COMMITTEES

NABC President	2020-present
NABC Board of Directors	2011-present
NCAA Ethics Coalition	2009-present
Leadership Panel-Pentagon	May of 2014

ACADEMIC HONORS

Top-10 Percent Academic Performance Rate	2010-11
Top-10 Percent Academic Performance Rate	2011-12
Top-10 Percent Academic Performance Rate	2013-14

COACHING TREE - HEAD COACHING SUCCESS

John Alesi	Baruch College (N.Y.) Head Coach
Bill Barton	South Kent School (Conn.) Head Coach
David Cox	Rhode Island Head Coach
Scott Cross	Troy Head Coach
Joe Lombardi	IUP Head Coach
Pat Skerry	Towson Head Coach

JAMIE DIXON YEAR-BY-YEAR

Year	School	Overall	Conference	Standing	Finish
2003-04	Pittsburgh	31-5 (.861)	13-3 (.813)	1st	NCAA Sweet 16
2004-05	Pittsburgh	20-9 (.689)	10-6 (.625)	5th	NCAA First Round
2005-06	Pittsburgh	25-8 (.758)	10-6 (.625)	T-4th	NCAA Second Round
2006-07	Pittsburgh	29-8 (.783)	12-4 (.750)	T-2nd	NCAA Sweet 16
2007-08	Pittsburgh	27-10 (.730)	10-8 (.556)	7th	NCAA Second Round
2008-09	Pittsburgh	31-5 (.861)	15-3 (.833)	T-2nd	NCAA Elite Eight
2009-10	Pittsburgh	25-9 (.735)	13-5 (.722)	T-2nd	NCAA Second Round
2010-11	Pittsburgh	28-6 (.824)	15-3 (.833)	1st	NCAA Third Round
2011-12	Pittsburgh	22-17 (.564)	5-13 (.278)	T-13th	CBI Champions
2012-13	Pittsburgh	24-9 (.727)	12-6 (.667)	4th	NCAA Second Round
2013-14	Pittsburgh	26-10 (.722)	11-7 (.611)	5th	NCAA Third Round
2014-15	Pittsburgh	19-15 (.559)	8-10 (.444)	T-9th	NIT First Round
2015-16	Pittsburgh	21-12 (.636)	9-9 (.500)	T-9th	NCAA First Round
2016-17	TCU	24-15 (.615)	6-12 (.333)	T-7th	NIT Champions
2017-18	TCU	21-12 (.636)	9-9 (.500)	5th	NCAA First Round
2018-19	TCU	23-14 (.622)	7-11 (.388)	T-7th	NIT Semifinals
2019-20	TCU	16-16 (.500)	7-11 (.388)	T-7th	N/A
2020-21	TCU	12-14 (.462)	5-11 (.313)	8th	None
2021-22	TCU	21-13 (.618)	8-10 (.444)	T-5th	NCAA Second Round
2022-23	TCU	22-13 (.629)	9-9 (.500)	T-5th	NCAA Second Round
2023-24	TCU	21-13 (.618)	9-9 (.500)	T-7th	NCAA First Round
2024-25	TCU	16-16 (.500)	9-11 (.450)	T-9th	None
2025-26	TCU	5-2			
At Pittsburgh		328-123 (.727)	143-81 (.638)	---	---
At TCU		181-128 (.583)	69-93 (.426)	---	---
Overall Career		509-251 (.669)	212-175 (.558)	---	---

JAMIE DIXON BY THE NUMBERS

COACHING HONORS

National Coach of the Year	4
Region Coach of the Year	1
Conference Coach of the Year	1

CONFERENCE ACHIEVEMENTS

Total conference titles	3
Regular season titles	2
Tournament titles	1
Tournament title game app.	4
Conference tournament wins	20

TEAM ACCOMPLISHMENTS

30-win seasons	2
25-win seasons	8
20-win seasons	18
20-win/10-league win seasons	10
10-win league seasons	10

DIXON'S PLAYERS

NBA players	9
NBA draftees	8
Consensus All-Americans	4
All-Region honorees	16
Conf. Player of the Year	1
Conf. Freshman of the Year	2
Conf. Most Improved Player	4
Total Conf. award winners	23
All-Conference selections	34
Conference Player of the Week	28
Conference Rookie/Newcomer of the Week	16
1,000-point scorers	25

NATIONAL ACHIEVEMENTS

NIT Championship	1
NCAA Tournament app.	15
NCAA Tournament wins	14
NCAA Tournament games	28
Elite Eight appearances	1
Sweet Sixteen appearances	3
Earned No. 1 seed	2
Earned a high seed (1-5)	7
Total postseason appearances	18

ABOUT THE UNIFORMS

TCU men's basketball debuted its uniforms in the 2022-23 season.

- The design on the side of the uniforms are "SPINES" which represent the anatomical spines on the Horned Frog.
- From an frontal and rear view, the "SPINES" are represented to imitate the spines on the top and bottom of the Frog. The view can be seen when a player is at the free-throw line and seeing just hints of the tips of the spines.
- The red line in the middle has multiple meanings - the bloodline that shoots from the eyes of the Horned Frog when threatened. It also a represents the 'Blood is Thicker Than Water' mentality that a close family has in their bloodline
- The design originates from the myth/origin of the horned lizard itself. The "ZIG ZAG" motif is often found in Texas Native America culture as a representation of lightning striking the earth and the red representing the horned lizard fighting back to a much bigger foe.
- The origin of the horned lizard is a fight between the lizard and lightning. Lightning states it can defeat anything on earth and challenged the lizard to four strikes (hence the four combined ZIG ZAGS on the sides of the uniform). Lightning missed the quick lizard and the Horned Frog "SPINED" the lightning from above. As payment, lightning now sends SPINES of light throughout the sky as homage to the tiny, yet mighty, Horned Frog.

A weekly review of the top performing Horned Frogs alumni, who are currently playing basketball professionally.

Courtesy of Sports I.T. Solutions / Eurobasket.com

- Updated Nov. 12

#1. Desmond Bane (6'6"-G-1998, played in 2016-20, plays pro in the NBA) was the major contributor in an Orlando Magic's victory against the Boston Celtics (5-7) 123-110 in the NBA in Friday night's game. He scored 22 points, grabbed 6 rebounds, passed 7 assists and added 2 blocks in 37 minutes. The Orlando Magic has 5-6 record this season. But this is still an early stage of the season and everything may happen. Bane has individually a very good year with high stats. He averages 14.9ppg, 4.1rpg and 4.4apg in 11 games he played so far.

#2. Noah Reynolds (6'3"-G-2002, played in 2024-25, plays in Slovakia) led his Slovakian team Prievidza to a victory over the closely-ranked Keravnos (1-4) crushing them 109-59 in the FIBA Europe Cup last Wednesday. Reynolds was MVP of the game. He recorded 33 points (!!!) and grabbed 5 rebounds; quite an impressive performance considering it's only Reynolds' first season in pro basketball. It was the game of the round between two top 4 ranked teams. BC Prievidza (3-2) is placed second in the FIBA Europe Cup. His team will play only one more game in the FIBA Europe Cup Regular Season. And that game will be critical. It's Reynolds' first year with the team. This season Reynolds has very high stats. He averages 19.9ppg, 4.1rpg, 3.0apg and 1.1spg.

#3. Kouat Noi (6'7"-F-1997, played in 2016-16, currently in Australia) contributed to a Sydney Kings' victory against one of league's weakest teams Breakers (4-9) 79-72 in the Australian NBL on Sunday night. He recorded 12 points in 25 minutes. Sydney Kings (2-4) are placed sixth in the NBL. But the season just started, so everything may happen. Noi has relatively good stats this year 11.2ppg and 4.1rpg in 11 games. He has also Australian nationality.

#4. Trazarien White (6'6"-F, played in 2024-25, plays pro in Lebanon) could not help Hoops (1-3) in their last game on Sunday. Despite White's very good performance Hoops was crushed 105-81 in a derby game by the leading Al Riyadi. He was the second best scorer with 21 points. White also added 6 rebounds. The Regular Season already ended. It's White's first season with the team. This year he has very high stats. White averages 17.0ppg and 6.8rpg.

#5. Xavier Cork (6'9"-F-2001, played in 2021-24, plays in Holland) was not able to help Den Bosch in their game against Spirou Charleroi (4-3) in the BNXT League. Cork recorded 8 points and grabbed 5 rebounds in 21 minutes. Den Bosch was badly defeated 89-73 on the road by the lower-ranked (#9) Spirou Charleroi. But the season is still in its first stage and everything can happen. Cork has relatively good stats this year 10.8ppg, 5.2rpg and 1.2bpg in six games.

#6. Chuck O'Bannon Jr. (6'6"-F-1999, played in 2020-24, currently in Hungary) helped Honved win their game against the eighth-ranked Kormend 83-74 in the Hungarian A Division on Wednesday night. O'Bannon Jr. recorded 14 points and grabbed 6 rebounds. O'Bannon Jr. has relatively good stats this season 11.0ppg and 5.7rpg.

#7. Experienced Garlon Green (6'7"-F-1991, played in 2009-13, plays pro in France) was not able to secure a victory for Sharks Antibes (5-4) in their last game. Despite Green's very good performance Sharks Antibes lost 69-76 in Saint Chamond to the lower-ranked (#13) Saint Chamond. He was the top scorer with 15 points. Green also added 4 rebounds in 30 minutes. Green has very impressive stats this year 16.3ppg, 4.7rpg and 2.0apg in nine games.

#8. Jameer Nelson Jr. (6'1"-PG-2000, played in 2023-24, plays in the NBA G League) helped Stockton Kings win their game against the San Diego Clippers 117-108 in the NBA G League last Sunday. Nelson Jr. scored 12 points and added 3 assists. Nelson Jr. has relatively good stats this season 12.0ppg, 2.0rpg and 2.5apg.

#9. Avery Anderson III (6'3"-G-2000, played in 2023-24, currently in Poland) managed to help Gornik Zamek Ksiaz Walbrzych in a victory against the 14th-ranked GTK 90-81 in the Polish OBL on Saturday night. He scored 5 points in 10 minutes. This year Anderson III averages 4.2ppg, 1.8rpg and 1.2spg in six games.

#10. RJ Nembhard (6'5"-G-1999, played in 2017-18, plays pro in the NBA G League) helped Windy City Bulls win their game against the Wisconsin Herd 127-114 in the NBA G League in Tuesday night's game. Nembhard recorded 11 points and added 4 passes. This season Nembhard averages 9.5ppg and 5.0apg.

Other former Texas Christian University players, who play in pro basketball:

Nikola Gacesa (6'9"-F/C-1987, played in 2010-11) played for Gajdobra in Serbian KLS
 Micah Peavy (6'8"-G/F-2001, played in 2021-24) signed for New Orleans Pelicans in the NBA
 Emanuel Miller (6'7"-F-2000, played in 2021-24) signed for Chicago Bulls in the NBA
 Kenrich Williams (6'6"-G/F-1994, played in 2014-18) signed for Oklahoma City Thunder in the NBA
 Trey Tennyson (6'4"-G-2001, played in 2023-24) signed for PGE Start Lublin in Polish OBL
 Jaire Grayer (6'5"-G-1996, played in 2019-20) plays for Santos de San Luis Potosi in Mexican LNBP
 Alex Robinson (6'1"-PG-1995, played in 2016-19) plays for Nelson Giants in New Zealand NBL
 Kyan Anderson (5'11"-PG-1992, played in 2011-15) signed for Bashkimi in Kosovan Superliga
 JaKobe Coles (6'8"-F-2001, played in 2021-24) signed for YKE in Taiwanese PLeague+
 Vladimir Brodziansky (6'11"-C/F-1994, played in 2015-18) plays for Jiangsu YS in Chinese NBL
 Damion Baugh (6'4"-G-2000, played in 2024-24) signed for Valley Suns in the NBA G League
 Connell Crossland (6'7"-F-1991, played in 2011-13) plays for St. Louis Griffins in the TBL
 Edvinas Ruzgas (6'6"-G/F-1987, played in 2008-10) played for SK Ferimsta in Lithuanian SKL
 Chauncey Collins (6'1"-PG-1995, played in 2014-16) signed for Balikesir BBS in Turkish TBL
 Chris Washburn (6'8"-F-1993, played in 2014-17) plays for Delhi Dribblers in Indian INBL
 Mike Miles Jr. (6'2"-G-2002, played in 2020-23) plays for Run DFW in the The Basketball Tournament

TCU'S LONGEST		
	2025-26	UNDER DIXON
Longest Winning Streak	3	17*
Longest Losing Streak	-	7
* Over two seasons		

RECORD WHEN		
	2025-26	UNDER DIXON
at Home (includes 1 gm. at Dickies)	3-2	119-43
at Schollmaier Arena	3-2	119-42
on the Road	0-0	29-64
Neutral Site	2-0	33-21
Leading at halftime	4-1	145-31
Trailing at halftime	1-1	35-89
Tied at halftime	0-0	2-7
Overtime	0-0	7-10
Out-shooting the opposition	5-0	149-30
Out-shot by the Opposition	0-2	30-99
Shooting the Same	0-0	2-1
TCU shoots 50% or better from field	2-0	68-13
TCU shoots 40-49% from field	2-0	94-58
TCU shoots under 40% from field	1-2	19-53
Opp. shoots 50% or better from field	0-0	13-48
Opp. shoots 40-49% from field	2-2	98-68
Opp. shoots under 40% from field	3-0	70-13
TCU outrebounds opponent	4-0	144-46
Opp. outrebounds TCU	1-2	31-73
Tied in rebounds	0-0	6-9
TCU records 10 or more steals	2-2	44-21
TCU records 15 or more assists	5-0	105-34
TCU commits less than 15 turnovers	4-2	115-81
TCU commits 15 or more turnovers	1-0	57-45
Turnovers are equal	0-0	12-7
TCU commits less turnovers than opp.	4-2	112-41
TCU commits more turnovers than opp.	1-0	55-76
TCU shoots 50% or better from the line	5-2	162-106
TCU shoots under 50% from the line	0-0	9-13
TCU shoots 70% or better from the line	4-1	93-53
TCU scores 59 points or less	0-0	9-40
TCU scores between 60-69 points	0-1	35-49
TCU scores between 70-79 points	2-1	58-26
TCU scores between 80-89 points	2-0	51-9
TCU scores between 90-99 points	0-0	19-4
TCU scores 100+ points	1-0	9-0
Playing in November	5-2	52-9
Playing in December	0-0	43-11
Playing in January	0-0	35-38
Playing in February	0-0	30-39
Playing in March	0-0	21-30
Playing in April	0-0	0-1
Playing on Saturday	0-0	49-48
Playing on Sunday	0-0	13-7
Playing on Monday	1-1	21-14
Playing on Tuesday	0-0	28-18
Playing on Wednesday	1-0	37-22
Playing on Thursday	2-0	17-7
Playing on Friday	1-1	16-11
Playing during the afternoon (before 5)	2-0	50-52
Playing during the evening	3-2	130-75
Games decided by three points or less	0-0	33-23
Games decided by four to 10 points	1-2	53-48
Games decided by 11-20 points	2-0	52-45
Games decided by more than 20 points	2-0	41-11
Winning the opening tip	4-1	114-61
In white uniforms	1-2	112-39
In purple uniforms	0-0	54-60
In black uniforms	1-0	7-22
In grey uniforms	2-0	10-3
In white retro (FROGS) uniforms	1-0	7-6
In purple retro (FROGS) uniforms	0-0	5-3
vs. Top 25 Teams	1-1	26-63
as a Top 25 Team	0-0	31-23

TCU'S LARGEST		
	SEASON	UNDER DIXON
Lead	49 (vs. Saint Francis, 11/6/25)	49 (vs. Saint Francis, 11/6/25)
Deficit	21 (vs. New Orleans, 11/3/25)	46 (at Texas Tech, 2/11/20)
Margin of Victory	41 (vs. Saint Francis, 11/6/25)	46, 2x (vs. Florida A&M, 11/4/24)
Margin of Defeat	4 (vs. New Orleans, 11/3/25)	46 (at Texas Tech, 2/11/20)
Halftime Point Total	53 (vs. Saint Francis, 11/6/25)	59 (vs. Florida A&M, 11/4/24)
Halftime Lead	24 (vs. Saint Francis, 11/6/25)	32 (vs. Alabama State, 11/14/16)
Halftime Deficit	16 (vs. New Orleans, 11/3/25)	25 (at Texas Tech, 2/11/20)
Deficit in Win	10 (vs. Florida, 11/27/25)	20, 2x (last, vs. UAPB, 11/7/22)
Halftime Deficit in Win	5 (vs. Florida, 11/27/25)	18 (vs. Texas, 3/10/22)
Lead in Loss	8 (vs. Michigan, 11/15/25)	20 (vs. Oklahoma, 3/7/20)
Halftime Lead in Loss	2 (vs. Michigan, 11/15/25)	18 (vs. Oklahoma, 3/7/20)

RECORD WATCH		
TCU ALL-TIME WINS		
1. Buster Brannon (1948-1967)		204
2. Jamie Dixon (2016-pres.)		181
3. Billy Tubbs (1994-2002)		156

HIGHEST/LOWEST IN A HALF		
Most TCU Points	53, 1st (11/6/25 vs. SFU)	
Lowest TCU Points	28, 2x, last 2nd (11/15/25 vs. Michigan)	
Highest TCU FG%	57.7%, 2nd (11/27/25 vs. Florida)	
Lowest TCU FG%	30.3%, 2nd (11/19/25 vs. Kansas City)	
Most Opp. Points	44, 2x, last 1st (11/27/25 vs. Florida)	
Lowest Opp. Points	17, 2nd (11/19/25 vs. Kansas City)	
Highest Opp. FG%	55.9%, 1st (11/3/25 vs. UNO)	
Lowest Opp. FG%	17.2%, 2nd (11/19/25 vs. Kansas City)	

STREAKS		
TEAM W/L - OVERALL		
Overall		W, 3
Home		W, 1
Road		L, 3
Neutral site		W, 2
Unranked teams		W, 3

TEAM W/L - RANKED OPPONENTS		
Ranked teams overall		W, 1
last win: Nov. 27, 2025 vs. #10 Florida		
Ranked teams home		L, 1
last win: Feb. 18, 2025 vs. #9 Texas Tech		
Ranked teams road		L, 2
last win: Jan. 19, 2025 at #25 Baylor		
Ranked teams neutral site		W, 1
last win: Nov. 27, 2025 vs. #10 Florida		

LEADING TCU IN SCORING		
David Punch		2

LEADING TCU IN REBOUNDS		
David Punch		3

LEADING TCU IN ASSISTS		
Brock Harding		2

DOUBLE-FIGURE SCORING GAMES		
Jayden Pierre		3
Brock Harding		2
David Punch		2
Liutauras Lelevicius		1

GAMES WITH A 3-POINTER		
TCU*		338
Jayden Pierre		7
Liutauras Lelevicius		4
Brock Harding		1

* Has made at least one 3-pointer in 1078-of-1082 games

DUNKS		
David Punch		10
Liutauras Lelevicius		2
Tanner Toolson		2
Xavier Edmonds		1
Jayden Pierre		1
Jace Posey		1
Micah Robinson		1
Vianney Salatchoum		1
Total		19

CHARGES TAKEN		
Total		-

AWARDS		
Brock Harding		
- Big 12 Starting Five		12/1/25
- Rady Children's Invitational MVP		11/28/25
- Rady Children's Invitational All-Tournament Team		11/28/25

David Punch		
- Rady Children's Invitational All-Tournament Team		11/28/25

#00 Jace Posey

6-5 | 222 | G | SO | HOUSTON, TEXAS | STRAKE JESUIT COLLEGE PREP

2025-26 HIGHLIGHTS

DNP vs. New Orleans (precautionary medical reason)

PRIOR TO THIS SEASON

- Started three of the last four games last season, his only starts
- Scored a season-high 20 points last season at Arizona State (2/15/25) on a season-best 6-of-8 shooting and 8-of-10 from the free throw line in 30 minutes
- Was on the team in the 2023-24 season but did not play and took a redshirt year
- Competed for TCU's track and field team in the outdoor season and finished in third place in the high jump at the 2024 Big 12 Outdoor Championships with a jump of 2.14m (7-0.25)... Had the fourth-highest jump in program history with a mark of 2.15m (7-0.5) at the Tom Jones Memorial Invitational and finished first.
- Two-time state high jump champion and jumped 7-4.25 to win as a junior and 7-feet to win as a senior
- Was a four-star recruit out of high school and was ranked the 92nd best player nationally according to 247 Sports
- Led the team with an average of 17.0 points, 8.0 rebounds and 3.0 assists per game as a senior
- Named TABC All-Region and All-State as a senior and played in the 2023 TABC All-Star Game
- McDonalds All-American nominee... Scored over 1,000 career points, including 550 as a senior

PERSONAL

- Born April 8, 2005
- Son of James and Lottie Posey
- Father, James, played 12 seasons in the NBA and won a championship with the 2006 Miami Heat and the 2008 Boston Celtics and is a current assistant coach for the Washington Wizards.
- Has one dog, Liv, a boxer

			Field Goals		3-Point		F-Throws		Rebounds								Scoring				
SEASON	TEAM	GP-GS	MIN	AVG	FG-FGA	FG%	3FG-3FGA	3FG%	FT-FTA	FT%	OFF	DEF	TOT	AVG	PF-FO	A	TO	BLK	STL	PTS	AVG
2024-25	TCU	31-3	398	12.8	48-114	.421	10-36	.278	26-49	.531	31	41	72	2.3	38-0	11	20	7	16	132	4.3
2025-26	TCU	6-0	106	17.6	18-38	.474	0-4	.000	18-26	.692	11	14	25	4.2	5-0	3	5	1	5	54	9.0
TOTAL		37-3	504	13.6	66-152	.434	10-40	.250	44-75	.587	42	55	97	2.6	43-0	14	25	8	21	186	5.0

#00 POSEY, Jace

Opponent	Date	GS	MIN	Total		3-Pointers		Free throws		Rebounds				PF	A	TO	BLK	STL	PTS	AVG
				FG-FGA	PCT	3FG-3FGA	PCT	FT-FTA	PCT	OFF	DEF	TOT	AVG							
Saint Francis	11/06/2025		15:42	4-6	.667	0-0	.000	2-3	.667	2	1	3	3.0	0	0	1	0	1	10	10.0
Lamar University	11/10/2025		25:37	5-7	.714	0-1	.000	2-4	.500	2	6	8	5.5	0	0	1	1	0	12	11.0
Michigan	11/14/2025		14:18	0-1	.000	0-1	.000	2-3	.667	0	1	1	4.0	1	0	0	0	1	2	8.0
Kansas City	11/19/2025		14:05	3-9	.333	0-2	.000	3-3	1.000	3	2	5	4.3	1	3	2	0	0	9	8.3
vs Florida	11/27/2025		21:25	6-8	.750	0-0	.000	9-11	.818	1	0	1	3.6	2	0	0	0	2	21	10.8
vs Wisconsin	11/28/2025		14:40	0-7	.000	0-0	.000	0-2	.000	3	4	7	4.2	1	0	1	0	1	0	9.0
Totals		0	105:48	18-38	.474	0-4	.000	18-26	.692	11	14	25	4.2	5	3	5	1	5	54	9.0

Player Averages

Games Played	Minutes/ game	Points/ game	FG Pct	3FG Pct	FT Pct	Rebounds/ game	Assists/ game	Turnovers/ game	Assist/Turnover ratio	Steals/ game	Blocks/ game
6	17.6	9.0	47.4	0.0	69.2	4.2	0.5	0.8	0.6	0.8	0.2



GAME HIGHS

Points	
Season	21 (11/27/25 vs. Florida)
Career	20 (2/15/25 at Arizona State)

Rebounds	
Season	8 (11/10/25 vs. Lamar)
Career	Same

Assists	
Season	3 (11/19/25 vs. Kansas City)
Career	Same

Steals	
Season	2 (11/27/25 vs. Florida)
Career	2, 3x (last, 11/27/25 vs. Florida)

Blocks	
Season	1 (11/10/25 vs. Lamar)
Career	2, 2x (last, 2/22/25 at Cincinnati)

Field Goals	
Season	6 (11/27/25 vs. Florida)
Career	6, 2x (last, 11/27/25 vs. Florida)

Field Goal Attempts	
Season	9 (11/19/25 vs. Kansas City)
Career	Same

3-Point Field Goals:	
Season	-
Career	3, 2x (last, 3/11/25 vs. Colorado)

3-Point Field Goal Attempts	
Season	2 (11/19/25 vs. Kansas City)
Career	4, 2x (last, 12/22/24 vs. Montana State)

Free Throws	
Season	9 (11/27/25 vs. Florida)
Career	Same

Free Throw Attempts	
Season	11 (11/27/25 vs. Florida)
Career	Same

Minutes	
Season	26 (11/10/25 vs. Lamar)
Career	30 (2/15/25 at Arizona State)

MISCELLANEOUS STATS			TCU
Year	Season	Career	W/L
20+ Points:	1	2	2-0
10+ Points:	3	6	6-0
10+ Rebs:	-	-	0-0
Double-Doubles:	-	-	0-0
5+ Assists:	-	-	0-0
Led Team In Points:	-	1	1-0
Led Team In Rebounds:	1	1	1-0
Led Team In Assists:	-	-	0-0

#1 JAYDEN PIERRE

6-0 | 177 | G | SR | ELIZABETH, N.J. | LONG ISLAND LUTHER HS (PROVIDENCE)

2025-26 HIGHLIGHTS

Has made a 3-pointer in every game

Over last three games: 9-of-13 (69.2%) from three

PRIOR TO THIS SEASON

- Averaged 12.3 points, 2.8 rebounds and a team-best 3.2 assists per game at Providence last season and made 79.4 percent of his free throws
- Scored a season-high 24 points at No. 11 UConn (1/5/25) last season
- Attended Long Island Luther High School and averaged 13.6 points and 3.8 assists in 2021-22. Recorded a triple-double on senior night versus Albany Academy with 17 points, 13 assists and 10 rebounds...
- Played his sophomore season of high school at Elizabeth High School and helped the team capture the sectional championship
- Played his freshman season of high school basketball at the Patrick School
- Ranked as a top-40 guard in the nation, according to ESPN.com (No. 40), 247Sports.com (No. 20) and Rivals.com (No. 30)
- Ranked No. 119 overall, according to Rivals.com and No. 129 and No. 1 in New Jersey according to 247Sports.com...
- Ranked as a four-star recruit, according to ESPN.com.

PERSONAL

- Born May 7, 2003
- Son of Woody Pierre and Jameica Jackson
- Has one brother, Jayce Pierre
- Majoring in general studies

				Field Goals		3-Point		F-Throws		Rebounds												Scoring	
SEASON	TEAM	GP-GS	MIN/AVG	FG-FGA	FG%	3FG-3FGA	3FG%	FT-FTA	FT%	OFF	DEF	TOT	AVG	PF-FO	A	TO	BLK	STL	PTS	AVG			
2022-23	PROV	33-0	363/11.0	32-75	.427	12-22	.545	8-10	.800	9	25	34	1.0	24-0	64	24	3	8	84	2.5			
2023-24	PROV	32-31	974/30.4	105-261	.402	52-142	.366	42-54	.778	13	68	81	2.5	82-1	102	71	5	27	304	9.5			
2024-25	PROV	32-32	1095/34.2	136-342	.398	67-196	.342	54-68	.794	24	66	90	2.8	81-1	101	75	8	20	393	12.3			
2025-26	TCU	7-7	185/26.4	31-66	.470	15-34	.441	5-6	.833	3	16	19	2.7	19-0	15	15	2	8	82	11.7			
TOTAL FOR TCU		7-7	185/26.4	31-66	.470	15-34	.441	5-6	.833	3	16	19	2.7	19-0	15	15	2	8	82	11.7			
TOTAL		104-70	2618/25.2	304-744	.409	146-394	.371	109-138	.790	49	175	224	2.2	206-2	282	185	18	63	863	8.3			

#1 PIERRE, Jayden

Opponent	Date	GS	MIN	Total		3-Pointers		Free throws		Rebounds				PF	A	TO	BLK	STL	PTS	AVG
				FG-FGA	PCT	3FG-3FGA	PCT	FT-FTA	PCT	OFF	DEF	TOT	AVG							
New Orleans	11/03/2025	*	32:56	4-9	.444	1-4	.250	2-2	1.000	1	1	2	2.0	3	1	5	0	2	11	11.0
Saint Francis	11/06/2025	*	18:40	3-7	.429	1-5	.200	0-0	.000	0	4	4	3.0	0	3	1	0	1	7	9.0
Lamar University	11/10/2025	*	25:04	8-12	.667	2-5	.400	0-0	.000	0	0	0	2.0	3	2	1	0	3	18	12.0
Michigan	11/14/2025	*	29:33	3-13	.231	2-7	.286	0-0	.000	1	1	2	2.0	1	2	3	0	1	8	11.0
Kansas City	11/19/2025	*	22:07	5-8	.625	5-8	.625	2-2	1.000	1	5	6	2.8	4	3	1	0	0	17	12.2
vs Florida	11/27/2025	*	24:21	4-6	.667	2-3	.667	0-0	.000	0	2	2	2.7	4	0	4	0	1	10	11.8
vs Wisconsin	11/28/2025	*	32:21	4-11	.364	2-2	1.000	1-2	.500	0	3	3	2.7	4	4	0	2	0	11	11.7
Totals			7 185:03	31-66	.470	15-34	.441	5-6	.833	3	16	19	2.7	19	15	15	2	8	82	11.7

Player Averages

Games Played	Minutes/ game	Points/ game	FG Pct	3FG Pct	FT Pct	Rebounds/ game	Assists/ game	Turnovers/ game	Assist/Turnover ratio	Steals/ game	Blocks/ game
7	26.4	11.7	47.0	44.1	83.3	2.7	2.1	2.1	1.0	1.1	0.3



GAME HIGHS

Points

Season	18 (11/10/25 vs. Lamar)
Career	24 (01/05/25 vs. UConn)

Rebounds

Season	6 (11/19/25 vs. Kansas City)
Career	6, 2x (last, 11/19/25 vs. Kansas City)

Assists

Season	4 (11/28/25 vs. Wisconsin)
Career	11 (12/10/22 vs. Albany)

Steals

Season	3 (11/10/25 vs. Lamar)
Career	4 (01/06/24 vs. Creighton)

Blocks

Season	2 (11/28/25 vs. Wisconsin)
Career	2, 2x (last, 11/28/25 vs. Wisconsin)

Field Goals

Season	8 (11/10/25 vs. Lamar)
Career	8, 2x (last, 11/10/25 vs. Lamar)

Field Goal Attempts

Season	13 (11/15/25 vs. Michigan)
Career	16 (01/08/25 vs. Butler)

3-Point Field Goals:

Season	5 (11/19/25 vs. Kansas City)
Career	5, 2x (last, 11/19/25 vs. Kansas City)

3-Point Field Goal Attempts

Season	8 (11/19/25 vs. Kansas City)
Career	10 (11/29/24 vs. Indiana)

Free Throws

Season	2, 2x (last, 11/19/25 vs. Kansas City)
Career	6 (12/20/24 vs. St. John's (NY))

Free Throw Attempts

Season	2, 3x (last, 11/28/25 vs. Wisconsin)
Career	6 (12/20/24 vs. St. John's (NY))

Minutes

Season	33 (11/3/25 vs. New Orleans)
Career	40 (02/15/25 vs. Villanova)

MISCELLANEOUS STATS

Year	Season	Career	TCU W/L
20+ Points:	-	3	0-0
10+ Points:	5	45	4-1
10+ Rebs:	-	-	0-0
Double-Doubles:	-	-	0-0
5+ Assists:	-	19	0-0
Led Team In Points:	2	11	2-0
Led Team In Rebounds:	-	1	0-0
Led Team In Assists:	-	14	0-0

#2 BROCK HARDING

6-0 | 160 | G | JR | MOLINE, ILL. | MOLINE HS (IOWA)

2025-26 HIGHLIGHTS

Rady Children's Invitational MVP, All-Tournament Team, Big 12 Starting Five - Averaged 17.5 points, 4.0 rebounds, 8.5 assists and 3.0 steals

Is the only player in the nation averaging at least 10.0 points, 6.0 assists and 3.0 steals per game

Ranks No. 8 in the Big 12 with an assist/turnover ratio of 2.69

Ranks first in the Big 12 and eighth nationally in with 3.29 steals per game

Ranks third in the Big 12 and 20th nationally with 6.1 assists per game

Has led TCU in assists in six of seven games

Led TCU in points (15), rebounds (6), assists (4) and steals (3) against No. 6 Michigan

PRIOR TO THIS SEASON

- Academic All-Big Ten last season at Iowa
- Also last season, ranked fourth in the Big Ten in assists (5.3) and seventh in assist-to-turnover ratio (2.26) and steals (50)
- Scored in double figures in 14 games, including one 20-point and four 15+ point contests... Tallied two points-assists double-doubles.
- Dean's List honoree for the spring semester as a freshman in the 2023-24 season... Recipient of the team's Top Playmaker Award...
- Named Illinois' 2023 Mr. Basketball – the first Western Big Six player to earn the distinction since 2011.
- Was a three-time first-team all-state and Western Big 6 honoree... Scored 1,889 points during his prep career...
- Led Moline to its first ever state championship, finishing with a 35-3 overall record... Scored 28 points in the title-clinching win over Benet Academy for the IHSA 4A State Championship.
- Averaged 18.4 points and 5.7 assists in his senior season

PERSONAL

- Born July 25, 2004
- Son of Scott and Shannon Harding
- Has an older brother, Brody, who played baseball at Illinois
- Majoring in communications studies



GAME HIGHS

Points

Season 19 (11/27/25 vs. Florida)

Career 20 (11/26/24 vs. USC)

Rebounds

Season 6 (11/15/25 vs. Michigan)

Career Same

Assists

Season 12 (11/27/25 vs. Florida)

Career 12, 2x (last, 11/27/25 vs. Florida)

Steals

Season 5, 2x (last, 11/27/25 vs. Florida)

Career Same

Blocks

Season 1, 3x (last, 11/19/25 vs. Kansas City)

Career 1, 8x (last, 11/19/25 vs. Kansas City)

Field Goals

Season 7 (11/15/25 vs. Michigan)

Career 9 (11/26/24 vs USC Upstate)

Field Goal Attempts

Season 16 (11/27/25 vs. Florida)

Career Same

3-Point Field Goals:

Season 2, 3x (last, 11/28/25 vs. Wisconsin)

Career 3, 5x, (3/12/25 vs Ohio State)

3-Point Field Goal Attempts

Season 4, 3x (last, 11/19/25 vs. Kansas City)

Career 6, 2x (1/17/25 vs UCLA)

Free Throws

Season 7 (11/27/25 vs. Florida)

Career Same

Free Throw Attempts

Season 8 (11/27/25 vs. Florida)

Career Same

Minutes

Season 37, 2x (last, 11/27/25 vs. Florida)

Career 39 (1/7/25 vs. Nebraska)

MISCELLANEOUS STATS

Year	Season	Career	TCU W/L
20+ Points:	-	1	0-0
10+ Points:	3	20	2-1
10+ Rebs:	-	-	0-0
Double-Doubles:	1	3	1-0
5+ Assists:	5	27	4-1
10+ Assists:	1	4	1-0
Led Team In Points:	2	5	1-1
Led Team In Rebounds:	1	1	0-1
Led Team In Assists:	6	26	4-2

				Field Goals		3-Point		F-Throws		Rebounds											Scoring	
SEASON	TEAM	GP-GS	MIN/AVG	FG-FGA	FG%	3FG-3FGA	3FG%	FT-FTA	FT%	OFF DEF	TOT AVG	PF-FO	A	TO	BLK	STL	PTS	AVG				
2023-24	Iowa	34-0	368/10.8	42-116	.362	15-40	.375	17-22	.773	1	18	19	0.6	30-0	89	26	1	27	116	3.4		
2024-25	Iowa	33-24	820/24.9	108-238	.454	39-98	.398	36-47	.766	20	56	76	2.3	58-0	174	77	4	50	291	8.8		
2025-26	TCU	7-7	233/33.3	26-66	.394	7-24	.292	11-16	.688	3	20	23	3.3	11-0	43	16	3	23	70	10.0		
TOTAL FOR TCU		7-7	233/33.3	26-66	.394	7-24	.292	11-16	.688	3	20	23	3.3	11-0	43	16	3	23	70	10.0		
TOTAL		74-31	1422/19.2	176-420	.419	61-162	.377	64-85	.753	24	94	118	1.6	99-0	306	119	8	100	477	6.4		

#2 HARDING, Brock

Opponent	Date	GS	MIN	Total		3-Pointers		Free throws		Rebounds				PF	A	TO	BLK	STL	PTS	AVG
				FG-FGA	PCT	3FG-3FGA	PCT	FT-FTA	PCT	OFF	DEF	TOT	AVG							
New Orleans	11/03/2025	*	36:17	2-11	.182	0-4	.000	2-2	1.000	1	0	1	1.0	2	6	0	1	5	6	6.0
Saint Francis	11/06/2025	*	25:24	0-5	.000	0-3	.000	0-0	.000	0	1	1	1.0	1	5	0	0	3	0	3.0
Lamar University	11/10/2025	*	37:14	3-7	.429	2-3	.667	0-2	.000	1	3	4	2.0	1	7	2	1	2	8	4.7
Michigan	11/14/2025	*	32:05	7-14	.500	1-4	.250	0-1	.000	0	6	6	3.0	1	4	1	0	3	15	7.3
Kansas City	11/19/2025	*	29:12	2-4	.500	2-4	.500	0-0	.000	1	2	3	3.0	2	4	6	1	4	6	7.0
vs Florida	11/27/2025	*	37:26	6-16	.375	0-3	.000	7-8	.875	0	4	4	3.2	2	12	2	0	5	19	9.0
vs Wisconsin	11/28/2025	*	35:40	6-9	.667	2-3	.667	2-3	.667	0	4	4	3.3	2	5	5	0	1	16	10.0
Totals		7	233:17	26-66	.394	7-24	.292	11-16	.688	3	20	23	3.3	11	43	16	3	23	70	10.0

Player Averages

Games Played	Minutes/ game	Points/ game	FG Pct	3FG Pct	FT Pct	Rebounds/ game	Assists/ game	Turnovers/ game	Assist/Turnover ratio	Steals/ game	Blocks/ game
7	33.3	10.0	39.4	29.2	68.8	3.3	6.1	2.3	2.7	3.3	0.4

#3 LIUTAURAS LELEVICIUS

6-7 | 225 | G | JR | KAUNAS, LITHUANIA | OREGON STATE

2025-26 HIGHLIGHTS

Has made at least one 3-pointer in the last four games

PRIOR TO THIS SEASON

- Averaged 8.7 points, 4.0 rebounds and 1.2 assists per game while shooting 48.0 percent from the field, 37.9 percent from three and 85.3 percent from the free throw line at Oregon State last season.
- Made multiple 3-pointers in a game 11 time and scored in double figures 14 times...
- Scored a season-high 20 points on 9-of-12 shooting in the final game to UCF in the opening round of the College Basketball Crown (4/1/25)
- Had a near double-double with 17 points and a season-high nine rebounds against Oakland (12/23/24).
- Competed for Lithuania at the 2023 FIBA U20 European Championships, averaging 17.6 points and 3.7 rebounds per game
- Competed in the FIBA U19 FIBA World Cup in 2021

PERSONAL

- Born May 28, 2003
- Son of Indre and Martynas Lelevicius
- Name is pronounced Lih-TAO-ris Le-LEH-vich-us
- Nicknamed LT
- Got engaged this past summer
- Majoring in general studies

				Field Goals		3-Point		F-Throws		Rebounds								Scoring		
SEASON	TEAM	GP-GS	MIN/AVG	FG-FGA	FG%	3FG-3FGA	3FG%	FT-FTA	FT%	OFF	DEF	TOT	AVG	PF-FO	A	TO	BLK	STL	PTS	AVG
2024-25	OSU	33-24	885/26.8	96-200	.480	36-95	.379	58-68	.853	44	89	133	4.0	48-2	40	31	9	17	286	8.7
2025-26	TCU	7-7	167/23.8	18-41	.439	11-31	.355	10-10	1.000	3	19	22	3.1	9-0	8	2	1	5	57	8.1
TOTAL FOR TCU		7-7	167/23.8	18-41	.439	11-31	.355	10-10	1.000	3	19	22	3.1	9-0	8	2	1	5	57	8.1
TOTAL		40-31	1051/26.3	114-241	.473	47-126	.373	68-78	.872	47	108	155	3.9	57-2	48	33	10	22	343	8.6

#3 LELEVICIUS, Liutauras

Opponent	Date	GS	MIN	Total		3-Pointers		Free throws		Rebounds										
				FG-FA	PCT	3FG-3FGA	PCT	FT-FTA	PCT	OFF	DEF	TOT	AVG	PF	A	TO	BLK	STL	PTS	AVG
New Orleans	11/03/2025	*	27:20	2-9	.222	0-7	.000	2-2	1.000	2	3	5	5.0	2	1	0	0	1	6	6.0
Saint Francis	11/06/2025	*	22:53	3-7	.429	2-5	.400	2-2	1.000	0	2	2	3.5	1	4	1	0	0	10	8.0
Lamar University	11/10/2025	*	19:23	0-4	.000	0-3	.000	2-2	1.000	0	3	3	3.3	1	1	0	0	0	2	6.0
Michigan	11/14/2025	*	22:18	3-4	.750	1-2	.500	2-2	1.000	1	1	2	3.0	3	0	0	0	1	9	6.8
Kansas City	11/19/2025	*	24:59	5-7	.714	4-5	.800	2-2	1.000	0	3	3	3.0	0	1	0	0	2	16	8.6
vs Florida	11/27/2025	*	22:15	1-5	.200	1-5	.200	0-0	.000	0	2	2	2.8	1	0	0	0	0	3	7.7
vs Wisconsin	11/28/2025	*	27:38	4-5	.800	3-4	.750	0-0	.000	0	5	5	3.1	1	1	1	1	1	11	8.1
Totals		7	166:45	18-41	.439	11-31	.355	10-10	1.000	3	19	22	3.1	9	8	2	1	5	57	8.1

Player Averages

Games Played	Minutes/game	Points/game	FG Pct	3FG Pct	FT Pct	Rebounds/game	Assists/game	Turnovers/game	Assist/Turnover ratio	Steals/game	Blocks/game
7	23.8	8.1	43.9	35.5	100.0	3.1	1.1	0.3	4.0	0.7	0.1



GAME HIGHS

Points

Season	16 (11/19/25 vs. Kansas City)
Career	20 (4/1/25 vs. UCF)

Rebounds

Season	5, 2x (last, 11/28/25 vs. Wisconsin)
Career	9 (12/23/24 vs. Oakland)

Assists

Season	4 (11/6/25 vs. Saint Francis)
Career	5 (11/8/24 vs. Weber St.)

Steals

Season	2 (11/19/25 vs. Kansas City)
Career	3 (1/25/25 vs. Santa Clara)

Blocks

Season	1 (11/28/25 vs. Wisconsin)
Career	2 (3/8/25 vs. Pepperdine)

Field Goals

Season	5 (11/19/25 vs. Kansas City)
Career	9 (4/1/25 vs. UCF)

Field Goal Attempts

Season	9 (11/3/25 vs. New Orleans)
Career	12 (4/1/25 vs. UCF)

3-Point Field Goals:

Season	4 (11/19/25 vs. Kansas City)
Career	Same

3-Point Field Goal Attempts

Season	7 (11/3/25 vs. New Orleans)
Career	7, 2x (last, 11/3/25 vs. New Orleans)

Free Throws

Season	2, 5x (last, 11/19/25 vs. Kansas City)
Career	8 (1/11/25 vs. Pacific)

Free Throw Attempts

Season	2, 5x (last, 11/19/25 vs. Kansas City)
Career	8 (1/11/25 vs. Pacific)

Minutes

Season	28 (11/28/25 vs. Wisconsin)
Career	35 (4/1/25 vs. UCF)

MISCELLANEOUS STATS

Year	Season	Career	TCU W/L
20+ Points:	-	1	0-0
10+ Points:	3	16	3-0
10+ Rebs:	-	-	0-0
Double-Doubles:	-	-	0-0
5+ Assists:	-	1	0-0
Led Team In Points:	-	2	0-0
Led Team In Rebounds:	-	2	0-0
Led Team In Assists:	-	-	0-0

#5 MICAH ROBINSON

6-6 | 232 | F | SO | KANSAS CITY, MO. | OAK HILL ACADEMY - VA.

2025-26 HIGHLIGHTS

First-career double-double came against Saint Francis with 13 points and 10 rebounds

PRIOR TO THIS SEASON

- Played in all 32 games and made two starts as a true freshman last season and shot a team-best 76.5 percent (39-of-51) from the free throw line
- Consensus four-star player and ranked No. 65 overall by ESPN. Is part of a TCU signing class that ranked 20th in the nation according to ESPN
- Ranked as the No. 22 small forward and the No. 100 overall recruit according to 247Sports
- With a grade of .9637 is the third-highest rated recruit in program history
- Played two seasons at Oak Hill Academy in Virginia and averaged 15.1 points, 4.4 rebounds and 3.3 assists as a senior in the 2023-24 season
- Participated in the Adidas Eurocamp
- Earned Second Team All-SSSB and averaged 15 points, seven rebounds and three assists per game while shooting 45 percent from three as a junior in the 2022-23 season
- Played for Greenhill School in Addison, Texas as a sophomore and Frisco High School as a freshman
- Played for the AAU team Southern Assault throughout high school

PERSONAL

- Born Sept. 23, 2005 in Kansas City, Mo. and lived there for the first eight years of his life before moving to Texas
- Son of Eustacia Myers-Robinson and Patrick Robinson
- Majoring in communications studies
- First job was washing cars
- Must do before a game is to take a nap
- Favorite snack is Oreos
- Outside of basketball, says he's best at football or writing
- Is very passionate that Ranch Dressing doesn't belong on anything except salads
- Described by Coach Dixon as smart, tough and unselfish

			Field Goals		3-Point		F-Throws		Rebounds								Scoring			
SEASON	TEAM	GP-GS	MIN/AVG	FG-FGA	FG%	3FG-3FGA	3FG%	FT-FTA	FT%	OFF	DEF	TOT	AVG	PF-FO	A	TO	BLK	STL	PTS	AVG
2024-25	TCU	32-2	450/14.1	55-139	.396	22-69	.319	39-51	.765	29	29	58	1.8	29-0	17	20	3	12	171	5.3
2025-26	TCU	7-0	166/23.8	16-49	.327	9-23	.391	28-39	.718	9	28	37	5.3	16-1	10	7	4	5	69	9.9
TOTAL		39-2	617/15.8	71-188	.378	31-92	.337	67-90	.744	38	57	95	2.4	45-1	27	27	7	17	240	6.2

#5 ROBINSON, Micah

Opponent	Date	GS	MIN	Total		3-Pointers		Free throws		Rebounds				PF	A	TO	BLK	STL	PTS	AVG
				FG-FGA	PCT	3FG-3FGA	PCT	FT-FTA	PCT	OFF	DEF	TOT	AVG							
New Orleans	11/03/2025		22:49	3-10	.300	2-5	.400	6-6	1.000	1	5	6	6.0	2	1	2	0	2	14	14.0
Saint Francis	11/06/2025		18:59	3-4	.750	1-2	.500	6-7	.857	1	9	10	8.0	2	3	2	1	0	13	13.5
Lamar University	11/10/2025		23:51	2-7	.286	2-3	.667	5-6	.833	1	2	3	6.3	2	1	2	0	0	11	12.7
Michigan	11/14/2025		22:28	3-8	.375	2-3	.667	4-5	.800	2	1	3	5.5	5	1	0	1	1	12	12.5
Kansas City	11/19/2025		19:55	1-5	.200	1-3	.333	1-2	.500	3	5	8	6.0	2	2	1	0	1	4	10.8
vs Florida	11/27/2025		29:56	3-10	.300	1-5	.200	1-6	.167	0	3	3	5.5	1	1	0	1	1	8	10.3
vs Wisconsin	11/28/2025		28:19	1-5	.200	0-2	.000	5-7	.714	1	3	4	5.3	2	1	0	1	0	7	9.9
Totals		0	166:17	16-49	.327	9-23	.391	28-39	.718	9	28	37	5.3	16	10	7	4	5	69	9.9

Player Averages

Games Played	Minutes/game	Points/game	FG Pct	3FG Pct	FT Pct	Rebounds/game	Assists/game	Turnovers/game	Assist/Turnover ratio	Steals/game	Blocks/game
7	23.8	9.9	32.7	39.1	71.8	5.3	1.4	1.0	1.4	0.7	0.6



GAME HIGHS

Points

Season	14 (11/3/25 vs. New Orleans)
Career	Same

Rebounds

Season	10 (11/6/25 vs. Saint Francis)
Career	Same

Assists

Season	3 (11/6/25 vs. Saint Francis)
Career	5 (11/4/24 vs. Florida A&M)

Steals

Season	2 (11/3/25 vs. New Orleans)
Career	2, 3x (last, 11/3/25 vs. New Orleans)

Blocks

Season	1, 4x (last, 11/28/25 vs. Wisconsin)
Career	1, 7x (last, 11/28/25 vs. Wisconsin)

Field Goals

Season	3, 4x (last, 11/27/25 vs. Florida)
Career	5 (3/1/25 vs. UCF)

Field Goal Attempts

Season	10, 2x (last, 11/27/25 vs. Florida)
Career	Same

3-Point Field Goals:

Season	2, 3x (last, 11/15/25 vs. Michigan)
Career	Same

3-Point Field Goal Attempts

Season	5, 2x (last, 11/27/25 vs. Florida)
Career	6 (12/16/24 vs. South Alabama)

Free Throws

Season	6, 2x (last, 11/6/25 vs. Saint Francis)
Career	Same

Free Throw Attempts

Season	7, 2x (last, 11/28/25 vs. Wisconsin)
Career	Same

Minutes

Season	30 (11/27/25 vs. Florida)
Career	Same

MISCELLANEOUS STATS

Year	Season	Career	TCU W/L
20+ Points:	-	-	0-0
10+ Points:	4	9	5-4
10+ Rebs:	1	1	1-0
Double-Doubles:	1	1	1-0
5+ Assists:	-	1	1-0
Led Team In Points:	-	-	0-0
Led Team In Rebounds:	1	1	1-0
Led Team In Assists:	-	-	0-0

#6 ASHTON SIMMONS

6-3 | 200 | G | R-FR | BEAUMONT, TEXAS | WEST BROOK HS

2025-26 HIGHLIGHTS

Scored first-career points (3) against Saint Francis

PRIOR TO THIS SEASON

- Did not play last season and took a redshirt year
- Was a three-star recruit by 247Sports
- Rated the 31st combo guard in the country and 14th best player in the state of Texas by 247
- Averaged 17.6 points, 7.1 rebounds, 4.1 assists and 2.7 steals per game as a senior in 2023-24 season at West Brook High School
- As a junior in 2022-23, averaged 17.3 points, 7.4 rebounds, 3.2 assists and 2.0 steals per game
- Played for JL3 Elite in the Nike EYBL Circuit and averaged 10 points, six rebounds and five assists
- Averaged 12 points, seven rebounds and seven assists at the Peach Jam.

PERSONAL

- Born Oct. 6, 2005
- Has not yet declared a major



GAME HIGHS

Points

Season	3 (11/6/25 vs. Saint Francis)
Career	Same

Rebounds

Season	2 (11/19/25 vs. Kansas City)
Career	Same

Assists

Season	1 (11/6/25 vs. Saint Francis)
Career	Same

Steals

Season	-
Career	Same

Blocks

Season	-
Career	Same

Field Goals

Season	1 (11/6/25 vs. Saint Francis)
Career	Same

Field Goal Attempts

Season	3 (11/6/25 vs. Saint Francis)
Career	Same

3-Point Field Goals:

Season	1 (11/6/25 vs. Saint Francis)
Career	-

3-Point Field Goal Attempts

Season	3 (11/6/25 vs. Saint Francis)
Career	-

Free Throws

Season	-
Career	Same

Free Throw Attempts

Season	-
Career	Same

Minutes

Season	8 (11/6/25 vs. Saint Francis)
Career	Same

MISCELLANEOUS STATS

Year	Season	TCU W/L
20+ Points:	-	0-0
10+ Points:	-	0-0
10+ Rebs:	-	0-0
Double-Doubles:	-	0-0
5+ Assists:	-	0-0
Led Team In Points:	-	0-0
Led Team In Rebounds:	-	0-0
Led Team In Assists:	-	0-0

			Field Goals		3-Point		F-Throws		Rebounds									Scoring		
SEASON	TEAM	GP-GS	MIN/AVG	FG-FGA	FG%	3FG-3FGA	3FG%	FT-FTA	FT%	OFF	DEF	TOT	AVG	PF-FO	A	TO	BLK	STL	PTS	AVG
2025-26	TCU	2-0	10/5.0	1-4	.250	1-3	.333	0-0	.000	0	2	2	1.0	2-0	1	2	0	0	3	1.5
TOTAL		2-0	10/5.0	1-4	.250	1-3	.333	0-0	.000	0	2	2	1.0	2-0	1	2	0	0	3	1.5

#6 SIMMONS, Ashton

				Total		3-Pointers		Free throws		Rebounds										
Opponent	Date	GS	MIN	FG-FGA	PCT	3FG-3FGA	PCT	FT-FTA	PCT	OFF	DEF	TOT	AVG	PF	A	TO	BLK	STL	PTS	AVG
Saint Francis	11/06/2025		07:35	1-3	.333	1-3	.333	0-0	.000	0	0	0	0.0	1	1	2	0	0	3	3.0
Kansas City	11/19/2025		02:29	0-1	.000	0-0	.000	0-0	.000	0	2	2	1.0	1	0	0	0	0	0	1.5
Totals		0	10:03	1-4	.250	1-3	.333	0-0	.000	0	2	2	1.0	2	1	2	0	0	3	1.5

Player Averages

Games Played	Minutes/game	Points/game	FG Pct	3FG Pct	FT Pct	Rebounds/game	Assists/game	Turnovers/game	Assist/Turnover ratio	Steals/game	Blocks/game
2	5.0	1.5	25.0	33.3	0.0	1.0	0.5	1.0	0.5	0.0	0.0

#7 KAYDEN EDWARDS

6-2 | 168 | G | FR | FORT WORTH, TEXAS | DUNCANVILLE HS

2025-26 HIGHLIGHTS

Scored first-career points (5) against Saint Francis

PRIOR TO THIS SEASON

- Third-highest recruit in program history, according to 247Sports which dates back to 2000
- A 4-star recruit out of Duncanville High School in Texas
- Ranked 49th overall, ninth as a shooting guard and fourth in the state of Texas by 247 Sports... Ranked 84th by ESPN.com and 15th overall guard...
- Led Duncanville to a Class 6A State Championship and was named tournament MVP with 23 points and six rebounds in the final game
- 2024-25 All-Area Boys Basketball Player of the Year... Averaged 25.1 points 3.8 rebounds, 2.0 assists and 1.7 steals per game and shot 87 percent from the free throw line as a senior in 2024-25... Was a 2025 McDonald's All-American Game nominee... Named 2025 TABC Class 6A All-State
- Averaged 23.2 points, 3.4 rebounds, 2.4 assists and 1.4 steals per game as a junior in 2023-24
- As a sophomore in 2022-23, averaged 9.2 points per game

PERSONAL

- Born Nov. 2, 2006
- Son of Brandon and Kyle Edwards... Both parents played basketball at Bethune-Cookman
- Nicknamed Bugg, given to him by his father because as a kid he would never stop moving or crawling around, like a bug
- Enjoyed riding horses growing up at a nearby family ranch... Prides himself being a good cook, learned from his grandmother.



GAME HIGHS

Points

Season 5 (11/6/25 vs. Saint Francis)

Career Same

Rebounds

Season 1, 2x (last, 11/19/25 vs. Kansas City)

Career Same

Assists

Season 1 (11/6/25 vs. Saint Francis)

Career Same

Steals

Season -

Career Same

Blocks

Season -

Career Same

Field Goals

Season 2 (11/6/25 vs. Saint Francis)

Career Same

Field Goal Attempts

Season 6 (11/6/25 vs. Saint Francis)

Career Same

3-Point Field Goals:

Season 1, 2x (last, 11/19/25 vs. Kansas City)

Career Same

3-Point Field Goal Attempts

Season 5 (11/6/25 vs. Saint Francis)

Career Same

Free Throws

Season 1 (11/10/25 vs. Lamar)

Career Same

Free Throw Attempts

Season 2 (11/10/25 vs. Lamar)

Career Same

Minutes

Season 10 (11/6/25 vs. Saint Francis)

Career Same

MISCELLANEOUS STATS

Year	Season	TCU W/L
20 + Points:	-	0-0
10+ Points:	-	0-0
10+ Rebs:	-	0-0
Double-Doubles:	-	0-0
5 + Assists:	-	0-0
Led Team In Points:	-	0-0
Led Team In Rebounds:	-	0-0
Led Team In Assists:	-	0-0

			Field Goals		3-Point		F-Throws		Rebounds									Scoring		
SEASON	TEAM	GP-GS	MIN/AVG	FG-FGA	FG%	3FG-3FGA	3FG%	FT-FTA	FT%	OFF	DEF	TOT	AVG	PF-FO	A	TO	BLK	STL	PTS	AVG
2025-26	TCU	4-0	25/6.3	4-14	.286	2-10	.200	1-2	.500	0	2	2	0.5	2-0	2	1	0	0	11	2.8
TOTAL		4-0	25/6.3	4-14	.286	2-10	.200	1-2	.500	0	2	2	0.5	2-0	2	1	0	0	11	2.8

#7 EDWARDS, Kayden

			Total			3-Pointers		Free throws		Rebounds											
Opponent	Date	GS	MIN	FG-FGA	PCT	3FG-3FGA	PCT	FT-FTA	PCT	OFF	DEF	TOT	AVG	PF	A	TO	BLK	STL	PTS	AVG	
New Orleans	11/03/2025		04:22	0-3	.000	0-1	.000	0-0	.000	0	0	0	0.0	0	0	0	0	0	0	0.0	
Saint Francis	11/06/2025		10:16	2-6	.333	1-5	.200	0-0	.000	0	1	1	0.5	2	1	1	0	0	5	2.5	
Lamar University	11/10/2025		03:42	1-2	.500	0-1	.000	1-2	.500	0	0	0	0.3	0	1	0	0	0	3	2.7	
Kansas City	11/19/2025		07:03	1-3	.333	1-3	.333	0-0	.000	0	1	1	0.5	0	0	0	0	0	3	2.8	
Totals		0	25:23	4-14	.286	2-10	.200	1-2	.500	0	2	2	0.5	2	2	1	0	0	11	2.8	

Player Averages

Games Played	Minutes/ game	Points/ game	FG Pct	3FG Pct	FT Pct	Rebounds/ game	Assists/ game	Turnovers/ game	Assist/Turnover ratio	Steals/ game	Blocks/ game
4	6.3	2.8	28.6	20.0	50.0	0.5	0.5	0.3	2.0	0.0	0.0

#8 RJ JONES

6-2 | 189 | G | SO | DENTON, TEXAS | WASATCH ACADEMY - UTAH (KANSAS STATE)

2025-26 HIGHLIGHTS

Scored first points (6) as a Horned Frog on Nov. 6 vs. Saint Francis

PRIOR TO THIS SEASON

- Played last season at Kansas State and averaged 2.4 points, 0.8 rebounds and 0.7 assists in limited minutes over 28 games
- Scored his Big 12-high of nine points at No. 14 Kansas (3/5/24) and made 3-of-5 from 3-point range.
- Rated a consensus four-star prospect by all major recruiting services and played his final prep year at Wasatch Academy in Mount Pleasant, Utah
- In 2022-23 as a senior, averaged 11.9 points on 40 percent shooting, including 39 percent from 3-point range, with 5.2 assists, 2.8 rebounds and 1.3 steals. Also that year, was named Third Team All-NIBC.
- Played at John Paul II High School in Plano as a junior during the 2021-22 season and averaged 19.7 points, 4.1 rebounds, 3.1 assists and 1.6 steals.
- Was listed among the ESPN 100 and Rivals150. Rated as a top-20 shooting guard nationally and the No. 1 prospect in Texas by 247Sports and On3.
- Led the John Paul II to a 31-7 record and their second TAPPS Class 6A Championship in three seasons
- Selected as the 2022 TAPPS Class 6A Player of the Year and Class 6A First Team All-State
- Combined for more than 800 points as a freshman (2019-20) and sophomore (2020-21) at Braswell High School in Little Elm, Texas

PERSONAL

- Born Sept. 10, 2004
- Full name is Robert Lee Jones Jr.
- Son of Cynthia Jones and Robert Jones Jr
- Has not yet declared a major
- Has to eat before games... Favorite snack is hot fries
- Outside of basketball, is best at beat making
- Can't go one day without a nap

				Field Goals		3-Point		F-Throws		Rebounds											Scoring	
SEASON	TEAM	GP-GS	MIN	AVG	FG-FGA	FG%	3FG-3FGA	3FG%	FT-FTA	FT%	OFF	DEF	TOT	AVG	PF-FO	A	TO	BLK	STL	PTS	AVG	
2023-24	KState	28-0	252	9.0	20-68	.294	17-57	.298	11-13	.846	2	19	21	0.8	27-0	20	14	1	7	68	2.4	
2025-26	TCU	3-0	12	4.2	2-4	.500	2-3	.667	0-0	.000	0	0	0	0.0	2-0	1	0	0	0	6	2.0	
TOTAL FOR TCU		3-0	12	4.2	2-4	.500	2-3	.667	0-0	.000	0	0	0	0.0	2-0	1	0	0	0	6	2.0	
TOTAL		31-0	264	8.5	22-72	.306	19-60	.317	11-13	.846	2	19	21	0.7	29-0	21	14	1	7	74	2.4	

#8 JONES, RJ

Opponent	Date	GS	MIN	Total		3-Pointers		Free throws		Rebounds				PF	A	TO	BLK	STL	PTS	AVG
				FG-FGA	PCT	3FG-3FGA	PCT	FT-FTA	PCT	OFF	DEF	TOT	AVG							
New Orleans	11/03/2025		04:45	0-0	.000	0-0	.000	0-0	.000	0	0	0	0.0	1	1	0	0	0	0	0.0
Saint Francis	11/06/2025		05:07	2-3	.667	2-3	.667	0-0	.000	0	0	0	0.0	1	0	0	0	0	6	3.0
Kansas City	11/19/2025		02:37	0-1	.000	0-0	.000	0-0	.000	0	0	0	0.0	0	0	0	0	0	0	2.0
Totals		0	12:29	2-4	.500	2-3	.667	0-0	.000	0	0	0	0.0	2	1	0	0	0	6	2.0

Player Averages

Games Played	Minutes/ game	Points/ game	FG Pct	3FG Pct	FT Pct	Rebounds/ game	Assists/ game	Turnovers/ game	Assist/Turnover ratio	Steals/ game	Blocks/ game
3	4.2	2.0	50.0	66.7	0.0	0.0	0.3	0.0	1.0	0.0	0.0



GAME HIGHS

Points

Season	6 (11/6/25 vs. Saint Francis)
Career	14 (3/5/24 vs South Dakota)

Rebounds

Season	-
Career	3 (12/18/22 at Oklahomma St.)

Assists

Season	1 (11/3/25 vs. New Orleans)
Career	4 (11/26/22 vs. Central Arkansas)

Steals

Season	-
Career	4 (11/26/22 vs. Central Arkansas)

Blocks

Season	-
Career	1, 2x (last, 12/6/22 at Oklahomma St)

Field Goals

Season	-
Career	4 (3/5/24 vs. South Dakota)

Field Goal Attempts

Season	-
Career	6 (3/5/24 vs. South Dakota)

3-Point Field Goals:

Season	2 (11/6/25 vs. Saint Francis)
Career	4 (3/5/24 vs South Dakota)

3-Point Field Goal Attempts

Season	3 (11/6/25 vs. Saint Francis)
Career	5 (3/5/24 vs South Dakota)

Free Throws

Season	-
Career	3, 2x (12/21/22 vs. North Alabama)

Free Throw Attempts

Season	-
Career	3, 2x (12/21/22 vs. North Alabama)

Minutes

Season	5, 2x (last, 11/6/25 vs. Saint Francis)
Career	21 (11/26/22 vs. Central Arkansas)

MISCELLANEOUS STATS

Year	Season	Career	TCU W/L
20 + Points:	-	-	0-0
10+ Points:	-	1	0-0
10+ Rebs:	-	-	0-0
Double-Doubles:	-	-	0-0
5 + Assists:	-	-	0-0
Led Team In Points:	-	2	0-0
Led Team In Rebounds:	-	3	0-0
Led Team In Assists:	-	2	0-0

#15 DAVID PUNCH

6-7 | 246 | F | SO | HARKER HEIGHTS, TEXAS | HARKER HEIGHTS HS

2025-26 HIGHLIGHTS

Named to Rady Children's Invitational All-Tournament Team: Averaged 18.0 points, 9.0 rebounds, 2.0 assists and 2.5 blocks

Ranks third in the Big 12 with 2.3 blocks per game

Ranks fifth in the Big 12 shooting 58.1 percent from the field

PRIOR TO THIS SEASON

- Was one of five Big 12 freshmen to average at least 6.0 points and 4.0 rebounds
- Five blocked shots against Alcorn (11/19/2024) was the most by a Horned Frog since the 2020-21 season and the most by a TCU freshman since the 2018-19 season
- Scored a season-high 19 points against Colorado (2/5/25) which tied for the seventh-most by a freshman under Jamie Dixon
- Has a composite four-star ranking and is ranked 91st nationally and No. 5 in the state of Texas according to 247Sports
- Ranked No. 100 by ESPN and 119 by Rivals
- Named Texas Association of Basketball Coaches 6A All-State and unanimous 12-6A All-District MVP in 2023-24 after averaging 17.0 points and 11.7 rebounds and guiding Harker Heights to a third-straight district championship
- Placed on the TABC All-Region Team... Named 12-6A All-District Co-Most Valuable Player in the 2022-23 season
- Played on the Nike EYBL Circuit for Dallas Dynamic Prep and averaged 14.8 points and 7.9 rebounds
- Played on traveling team Drive Nation and averaged 13.3 points and 9.0 rebounds per game.

PERSONAL

- Born Aug. 2, 2006
- Son of Felisha Provost and David Punch. David served in the Army for 12 years
- Has not yet declared a major
- Has to pray before every game
- Favorite snack are cookies
- Owns a rottweiler named Kernal
- Wears a size 18 shoe



GAME HIGHS

Points

Season 19, 2x (last, 11/27/25 vs. Florida)
Career 19, 3x (last, 11/27/25 vs. Florida)

Rebounds

Season 9, 3x (last, 11/28/25 vs. Wisconsin)
Career Same

Assists

Season 7 (11/19/25 vs. Kansas City)
Career Same

Steals

Season 2, 4x (last, 11/28/25 vs. Wisconsin)
Career 2, 5x (last, 11/28/25 vs. Wisconsin)

Blocks

Season 4 (11/6/25 vs. Saint Francis)
Career 5 (11/19/24 vs. Alcorn)

Field Goals

Season 9 (11/3/25 vs. New Orleans)
Career Same

Field Goal Attempts

Season 13 (11/3/25 vs. New Orleans)
Career 13, 2x (last, 11/3/25 vs. New Orleans)

3-Point Field Goals:

Season 2 (11/10/25 vs. Lamar)
Career 3 (2/5/25 vs. Colorado)

3-Point Field Goal Attempts

Season 3 (11/19/25 vs. Kansas City)
Career 3 (2/5/25 vs. Colorado)

Free Throws

Season 5 (11/27/25 vs. Florida)
Career 5, 2x (last, 11/27/25 vs. Florida)

Free Throw Attempts

Season 6 (11/27/25 vs. Florida)
Career Same

Minutes

Season 36 (11/27/25 vs. Florida)
Career Same

MISCELLANEOUS STATS

Year	Season	Career	TCU W/L
20+ Points:	-	-	0-0
10+ Points:	5	10	7-3
10+ Rebs:	-	-	0-0
Double-Doubles:	-	-	0-0
5+ Assists:	1	1	1-0
Led Team In Points:	3	6	3-3
Led Team In Rebounds:	4	10	5-5
Led Team In Assists:	1	1	1-0

				Field Goals		3-Point		F-Throws		Rebounds								Scoring		
SEASON	TEAM	GP-GS	MIN/AVG	FG-FGA	FG%	3FG-3FGA	3FG%	FT-FTA	FT%	OFF	DEF	TOT	AVG	PF-FO	A	TO	BLK	STL	PTS	AVG
2024-25	TCU	32-27	653/20.4	82-172	.477	8-29	.276	37-70	.529	57	83	140	4.4	70-0	18	38	28	17	209	6.5
2025-26	TCU	7-7	203/29.0	36-62	.581	3-9	.333	14-20	.700	12	37	49	7.0	17-0	16	14	16	10	89	12.7
TOTAL		39-34	856/21.9	118-234	.504	11-38	.289	51-90	.567	69	120	189	4.8	87-0	34	52	44	27	298	7.6

#15 PUNCH, David

Opponent	Date	GS	MIN	Total		3-Pointers		Free throws		Rebounds				PF	A	TO	BLK	STL	PTS	AVG
				FG-FGA	PCT	3FG-3FGA	PCT	FT-FTA	PCT	OFF	DEF	TOT	AVG							
New Orleans	11/03/2025	*	29:12	9-13	.692	0-2	.000	1-2	.500	3	5	8	8.0	3	0	1	2	0	19	19.0
Saint Francis	11/06/2025	*	22:30	5-6	.833	0-0	.000	1-2	.500	2	6	8	8.0	1	3	2	4	1	11	15.0
Lamar University	11/10/2025	*	25:48	5-5	1.000	2-2	1.000	0-1	.000	0	4	4	6.7	3	0	4	1	2	12	14.0
Michigan	11/14/2025	*	30:56	1-6	.167	0-1	.000	1-3	.333	1	1	2	5.5	3	2	1	3	1	3	11.3
Kansas City	11/19/2025	*	26:38	2-12	.167	0-3	.000	4-4	1.000	2	7	9	6.2	1	7	0	1	2	8	10.6
vs Florida	11/27/2025	*	36:12	7-9	.778	0-0	.000	5-6	.833	3	6	9	6.7	3	2	2	3	2	19	12.0
vs Wisconsin	11/28/2025	*	31:45	7-11	.636	1-1	1.000	2-2	1.000	1	8	9	7.0	3	2	4	2	2	17	12.7
Totals		7	203:01	36-62	.581	3-9	.333	14-20	.700	12	37	49	7.0	17	16	14	16	10	89	12.7

Player Averages

Games Played	Minutes/game	Points/game	FG Pct	3FG Pct	FT Pct	Rebounds/game	Assists/game	Turnovers/game	Assist/Turnover ratio	Steals/game	Blocks/game
7	29.0	12.7	58.1	33.3	70.0	7.0	2.3	2.0	1.1	1.4	2.3

#23 VIANNEY SALATCHOUM

6-10 | 216 | C | SR | YAOUNDE, CAMEROON | PANOLA CC (FIU)

2025-26 HIGHLIGHTS

PRIOR TO THIS SEASON

- Named to Conference USA All-Defensive Team in 2024-25 at FIU while averaging 10.3 points, 5.1 rebounds and 1.8 blocks per game
- Scored a career-high 21 points at Western Kentucky (3/6/25) and Middle Tennessee (1/2/25)
- As a sophomore at Panola Community College, averaged 4.7 points, 3.7 rebounds and 2.1 blocks over 31 games played while making 16 starts
- Recorded a season-best 19 points against Dallas College Eastfield (11/7/24) and a season-best 10 rebounds for his only double-double of the season
- Blocked seven shots against Jones College (3/24/24) to go with 11 points... Also had six blocks against ETBU JV (11/2/24).
- As a freshman at Panola, averaged 4.8 points, 4.9 rebounds and 1.7 blocks over 33 games while making 14 starts... Shot 58.5 percent from the field...
- Had a season-best 17 points to go with seven rebounds against Bossier Parish Community College (3/9/23)... Recorded a season-best 17 boards to go with 11 points against Tribulation Prep (11/16/23)... Had another double-double with 13 points and 14 rebounds against LSC Tomball (11/1/23).

PERSONAL

- Born Feb. 7, 2002
- Son of Paul Malanou
- Majoring in general studies



GAME HIGHS

Points	
Season	6 (11/19/25 vs. Kansas City)
Career	21 (3/6/26 vs. Western Kentucky)

Rebounds	
Season	4 (11/19/25 vs. Kansas City)
Career	11 (1/16/25 vs. New Mexico St.)

Assists	
Season	1 (11/6/25 vs. Saint Francis)
Career	2 (3/1/25 vs. Jacksonville St.)

Steals	
Season	-
Career	3 (2/13/25 vs. UTEP)

Blocks	
Season	2 (11/15/25 vs. Michigan)
Career	4 (02/13/25 vs. UTEP)

Field Goals	
Season	3 (11/19/25 vs. Kansas City)
Career	10 (1/2/25 vs. Middle Tenn.)

Field Goal Attempts	
Season	4 (11/19/25 vs. Kansas City)
Career	15 (3/1/25 vs. Jacksonville St.)

3-Point Field Goals:	
Season	-
Career	2 (3/6/25 vs. Western Kentucky)

3-Point Field Goal Attempts	
Season	-
Career	2 (3/6/25 vs. Western Kentucky)

Free Throws	
Season	-
Career	6 (12/21/24 vs. IU Indy)

Free Throw Attempts	
Season	1 (11/10/25 vs. Lamar)
Career	7 (1/16/25 vs. New Mexico St.)

Minutes	
Season	16 (11/19/25 vs. Kansas City)
Career	36 (3/1/25 vs. Jacksonville St.)

MISCELLANEOUS STATS			TCU
Year	Season	Career	W/L
20+ Points:	-	3	0-0
10+ Points:	-	16	0-0
10+ Rebs:	-	2	0-0
Double-Doubles:	-	2	0-0
5+ Assists:	-	-	0-0
Led Team In Points:	-	7	0-0
Led Team In Rebounds:	-	6	0-0
Led Team In Assists:	-	-	0-0

		Field Goals		3-Point		F-Throws		Rebounds				Scoring	
SEASON	TEAM	GP-GS	MIN/AVG	FG-FGA	FG%	3FG-3FGA	3FG%	FT-FTA	FT%	OFF	DEF	TOT	AVG
2024-25	FIU	30-29	705/23.5	130-254	.512	4-9	.444	46-69	.667	61	91	152	5.1
2025-26	TCU	5-0	44/8.7	4-8	.500	0-0	.000	0-1	.000	3	6	9	1.8
TOTAL FOR TCU		5-0	44/8.7	4-8	.500	0-0	.000	0-1	.000	3	6	9	1.8
TOTAL		35-29	749/21.4	134-262	.511	4-9	.444	46-70	.657	64	97	161	4.6

#23 SALATCHOUM, Vianney

		Total		3-Pointers		Free throws		Rebounds					
Opponent	Date	GS	MIN	FG-FGA	PCT	3FG-3FGA	PCT	FT-FTA	PCT	OFF	DEF	TOT	AVG
Saint Francis	11/06/2025		12:56	1-2	.500	0-0	.000	0-0	.000	0	3	3	3.0
Lamar University	11/10/2025		05:33	0-1	.000	0-0	.000	0-1	.000	1	1	2	2.5
Michigan	11/14/2025		05:07	0-1	.000	0-0	.000	0-0	.000	0	0	0	1.7
Kansas City	11/19/2025		16:02	3-4	.750	0-0	.000	0-0	.000	2	2	4	2.3
vs Florida	11/27/2025		04:03	0-0	.000	0-0	.000	0-0	.000	0	0	0	1.8
Totals		0	43:41	4-8	.500	0-0	.000	0-1	.000	3	6	9	1.8

Player Averages

Games Played	Minutes/ game	Points/ game	FG Pct	3FG Pct	FT Pct	Rebounds/ game	Assists/ game	Turnovers/ game	Assist/Turnover ratio	Steals/ game	Blocks/ game
5	8.7	1.6	50.0	0.0	0.0	1.8	0.2	1.0	0.2	0.0	0.8

#24 XAVIER EDMONDS

6-8 | 245 | F | JR | LONG BEACH, CALIF. | BISHOP MONTGOMERY (SALT LAKE CC)

2025-26 HIGHLIGHTS

PRIOR TO THIS SEASON

- Ranked the No. 1 JUCO player in the country according to JUCOrecruiting.com
- Named First Team All-Scenic West Athletic Conference in 2024-25 at Salt Lake Community College
- As a sophomore at Salt Lake CC averaged 19.2 points, 8.2 rebounds and 3.2 assists per game over 28 games played and started... Shot 53.9 percent from the field and 73.1 percent (114-of-156) from the free throw line... Scored in double figures 25 times including 12 games of 20 or more points and five of 30 or more... Had a season-high 37 points and a season-high 14 rebounds at Snow College (2/8/25) while going 13-of-15 from the free throw line... Recorded 10 double-doubles
- As a freshman at Salt Lake CC averaged 14.0 points and 7.4 rebounds per game in 32 games played while making 24 starts
- Helped SLCC reach the second round of the NJCAA Division I Championship... Shot 55.2 percent from the field... Scored 20 or more points five times, including a season-high 22 points three times, at Community Christian College (2/22/24), at College of Southern Idaho (1/10/24) and at Florida Southwestern State College (11/17/23)... Recorded five double-doubles, which included two games of 16 rebounds which came against College of Southern Idaho (3/9/24) and at Community Christian College (2/22/24)
- Helped SLCC reach the second round of the NJCAA Division I Championship
- A 3-star recruit out of Bishop Montgomery High School in Torrance, Calif.
- Was the No. 206 overall player, the No. 44 power forward and the No. 29 player from California in the 2023 class
- Scored over 1,000 career points at BMHS and averaged 16.4 points in the 2022-23 season

PERSONAL

- Born May 3, 2004
- Son of Angela Willis and Anthony Edmonds... Is the youngest of nine siblings
- Majoring in communications studies

				Field Goals		3-Point		F-Throws		Rebounds								Scoring		
SEASON	TEAM	GP-GS	MIN/AVG	FG-FGA	FG%	3FG-3FGA	3FG%	FT-FTA	FT%	OFF	DEF	TOT	AVG	PF-FO	A	TO	BLK	STL	PTS	AVG
2025-26	TCU	7-6	120/17.1	21-36	.583	0-3	.000	20-26	.769	15	10	25	3.6	23-0	8	8	5	6	62	8.9
TOTAL		7-6	120/17.1	21-36	.583	0-3	.000	20-26	.769	15	10	25	3.6	23-0	8	8	5	6	62	8.9

#24 EDMONDS, Xavier

Opponent	Date	GS	MIN	Total		3-Pointers		Free throws		Rebounds											
				FG-FGA	PCT	3FG-3FGA	PCT	FT-FTA	PCT	OFF	DEF	TOT	AVG	PF	A	TO	BLK	STL	PTS	AVG	
New Orleans	11/03/2025		21:29	3-4	.750	0-0	.000	5-9	.556	1	1	2	2.0	4	2	0	0	0	11	11.0	
Saint Francis	11/06/2025	*	17:47	2-4	.500	0-1	.000	8-9	.889	6	3	9	5.5	3	0	2	1	1	12	11.5	
Lamar University	11/10/2025	*	19:48	3-4	.750	0-0	.000	6-6	1.000	3	2	5	5.3	2	3	2	0	0	12	11.7	
Michigan	11/14/2025	*	19:59	2-6	.333	0-2	.000	0-0	.000	1	2	3	4.8	4	1	3	2	3	4	9.8	
Kansas City	11/19/2025	*	15:33	4-8	.500	0-0	.000	1-2	.500	2	1	3	4.4	4	1	0	1	1	9	9.6	
vs Florida	11/27/2025	*	07:33	1-2	.500	0-0	.000	0-0	.000	0	0	0	3.7	4	0	0	0	0	2	8.3	
vs Wisconsin	11/28/2025	*	17:38	6-8	.750	0-0	.000	0-0	.000	2	1	3	3.6	2	1	1	1	1	12	8.9	
Totals		6	119:46	21-36	.583	0-3	.000	20-26	.769	15	10	25	3.6	23	8	8	5	6	62	8.9	

Player Averages

Games Played	Minutes/game	Points/game	FG Pct	3FG Pct	FT Pct	Rebounds/game	Assists/game	Turnovers/game	Assist/Turnover ratio	Steals/game	Blocks/game
7	17.1	8.9	58.3	0.0	76.9	3.6	1.1	1.1	1.0	0.9	0.7



GAME HIGHS

Points

Season 12, 3x (last, 11/28/25 vs. Wisconsin)

Career Same

Rebounds

Season 9 (11/6/25 vs. Saint Francis)

Career Same

Assists

Season 3 (11/10/25 vs. Lamar)

Career Same

Steals

Season 3 (11/15/25 vs. Michigan)

Career Same

Blocks

Season 2 (11/14/25 vs. Michigan)

Career Same

Field Goals

Season 6 (11/28/25 vs. Wisconsin)

Career Same

Field Goal Attempts

Season 8, 2x (last, 11/28/25 vs. Wisconsin)

Career Same

3-Point Field Goals:

Season -

Career -

3-Point Field Goal Attempts

Season 2 (11/14/25 vs. Michigan)

Career Same

Free Throws

Season 8 (11/6/25 vs. Saint Francis)

Career Same

Free Throw Attempts

Season 9, 2x (last, 11/6/25 vs. Saint Francis)

Career Same

Minutes

Season 21 (11/3/25 vs. New Orleans)

Career Same

MISCELLANEOUS STATS

Year	Season	TCU W/L
20+ Points:	-	0-0
10+ Points:	4	3-1
10+ Rebs:	-	0-0
Double-Doubles:	-	0-0
5+ Assists:	-	0-0
Led Team In Points:	-	0-0
Led Team In Rebounds:	-	0-0
Led Team In Assists:	-	0-0

#55 TANNER TOOLSON

6-5 | 194 | G | JR | VANCOUVER, WASH. | UNION HS (BYU/UTAH VALLEY)

2025-26 HIGHLIGHTS

PRIOR TO THIS SEASON

- Named Second Team All-WAC last season at Utah Valley and was named to the WAC All-Tournament team
- Ranked third in the WAC in 3-pointers made (66)
- Led Utah Valley to an outright WAC regular season championship and a postseason appearance in the NIT
- Scored a career-high 28 points in the WAC Tournament championship game against Grand Canyon (3/15/25)
- Averaged 13.3 points, 4.0 rebounds and 1.6 assists while starting all 34 games
- Shot 45.3 percent from the field, 34.9 percent from three-point range and 79.2 percent from the free throw line
- Named WAC Player of the Week on Jan. 21
- Averaged 9.5 points, 3.8 rebounds and 1.6 assists per game in 2023-24 at Utah Valley... Played in 32 games and made 31 starts
- Played his freshman season at BYU in 2022-23 and averaged 3.5 points over six games
- Prepped at Union High School where he was named the Washington Interscholastic Basketball Coaches Association Mr. Basketball... Averaged 23.0 points, 8.5 rebounds and 3.0 assists per game during his senior season... Holds the UHS record for points, made threes, assists, steals and field goals made during his career

PERSONAL

- Born Jan. 3, 2002
- Son of Andy and Holly Toolson... Has one sister, Taryn... Has four brothers, Dallin, Conner, Trevor and Drew
- Was the fourth Toolson to play for UVU, included brother, Conner Toolson (2016-19), cousin, Ryan Toolson (2003-04, 06-09) and Jake Toolson (2017-19)... Tanner's father, Andy, enjoyed a 10-year professional career that included a pair of seasons with the Utah Jazz after playing at BYU... Andy served as an assistant coach at BYU (2001-05)... Connor's 1,224 career points rank fifth all-time at UVU and his 196 3-pointers rank third.
- Served a church mission in Jacksonville, Fla.
- Majoring in general studies.

				Field Goals		3-Point		F-Throws		Rebounds								Scoring		
SEASON	TEAM	GP-GS	MIN/AVG	FG-FGA	FG%	3FG-3FGA	3FG%	FT-FTA	FT%	OFF	DEF	TOT	AVG	PF-FO	A	TO	BLK	STL	PTS	AVG
2022-23	BYU	6-0	51/8.5	8-18	.444	4-12	.333	1-5	.200	2	4	6	1.0	6-0	1	2	0	1	21	3.5
2023-24	UVU	32-31	888/27.8	99-276	.359	48-162	.296	58-87	.667	22	98	120	3.8	65-0	51	48	10	34	304	9.5
2024-25	UVU	34-34	982/28.9	155-342	.453	66-189	.349	76-96	.792	39	97	136	4.0	45-0	56	43	9	38	452	13.3
2025-26	TCU	7-0	115/16.4	16-45	.356	6-21	.286	9-11	.818	9	1	10	1.4	6-0	4	3	2	3	47	6.7
TOTAL FOR TCU		7-0	115/16.4	16-45	.356	6-21	.286	9-11	.818	9	1	10	1.4	6-0	4	3	2	3	47	6.7
TOTAL		79-65	2037/25.8	278-681	.408	124-384	.323	144-199	.724	72	200	272	3.4	122-0	112	96	21	76	824	10.4

#55 TOOLSON, Tanner

		Total				3-Pointers		Free throws		Rebounds											
Opponent	Date	GS	MIN	FG-FA	PCT	3FG-3FA	PCT	FT-FTA	PCT	OFF	DEF	TOT	AVG	PF	A	TO	BLK	STL	PTS	AVG	
New Orleans	11/03/2025		14:21	3-8	.375	0-4	.000	1-3	.333	2	0	2	2.0	0	1	0	0	0	7	7.0	
Saint Francis	11/06/2025		17:56	8-11	.727	4-5	.800	5-5	1.000	2	0	2	2.0	1	0	2	1	0	25	16.0	
Lamar University	11/10/2025		14:00	0-4	.000	0-1	.000	0-0	.000	2	1	3	2.3	1	0	0	0	0	0	10.7	
Michigan	11/14/2025		23:16	4-9	.444	1-4	.250	1-1	1.000	1	0	1	2.0	1	1	1	0	0	10	10.5	
Kansas City	11/19/2025		16:33	1-6	.167	1-4	.250	0-0	.000	0	0	0	1.6	1	0	0	1	2	3	9.0	
vs Florida	11/27/2025		16:49	0-3	.000	0-1	.000	2-2	1.000	2	0	2	1.7	1	1	0	0	1	2	7.8	
vs Wisconsin	11/28/2025		11:59	0-4	.000	0-2	.000	0-0	.000	0	0	0	1.4	1	1	0	0	0	0	6.7	
Totals		0	114:53	16-45	.356	6-21	.286	9-11	.818	9	1	10	1.4	6	4	3	2	3	47	6.7	

Player Averages

Games Played	Minutes/ game	Points/ game	FG Pct	3FG Pct	FT Pct	Rebounds/ game	Assists/ game	Turnovers/ game	Assist/Turnover ratio	Steals/ game	Blocks/ game
7	16.4	6.7	35.6	28.6	81.8	1.4	0.6	0.4	1.3	0.4	0.3



GAME HIGHS

Points	
Season	25 (11/6/25 vs. Saint Francis)
Career	28 (3/15/25 vs. Grand Canyon)
Rebounds	
Season	3 (11/10/25 vs. Lamar)
Career	10 (11/19/23 vs. Southern. Miss.)
Assists	
Season	1, 4x (last, 11/28/25 vs. Wisconsin)
Career	5 (2/6/25 vs. UT Arlington)
Steals	
Season	2 (11/19/25 vs. Kansas City)
Career	3, 8x (last, 3/19/25 vs. San Francisco)
Blocks	
Season	1 (11/6/25 vs. Saint Francis)
Career	2 (1/11/25 vs. California Baptist)
Field Goals	
Season	8 (11/6/25 vs. Saint Francis)
Career	10 (3/15/25 vs. Grand Canyon)
Field Goal Attempts	
Season	11 (11/6/25 vs. Saint Francis)
Career	18 (3/15/25 vs. Grand Canyon)
3-Point Field Goals:	
Season	4 (11/6/25 vs. Saint Francis)
Career	6 (3/15/25 vs. Grand Canyon)
3-Point Field Goal Attempts	
Season	5 (11/6/25 vs. Saint Francis)
Career	11 (2/20/25 vs. Utah Tech)
Free Throws	
Season	5 (11/6/25 vs. Saint Francis)
Career	8 (3/19/25 vs. San Francisco)
Free Throw Attempts	
Season	5 (11/6/25 vs. Saint Francis)
Career	11 (1/20/24 vs. Utah Tech)
Minutes	
Season	23 (11/15/25 vs. Michigan)
Career	38 (3/15/25 vs. Grand Canyon)

MISCELLANEOUS STATS			TCU
Year	Season	Career	W/L
20+ Points:	1	10	1-0
10+ Points:	2	42	1-1
10+ Rebs:	-	1	0-0
Double-Doubles:	-	1	0-0
5+ Assists:	-	1	0-0
Led Team In Points:	1	14	1-0
Led Team In Rebounds:	-	9	0-0
Led Team In Assists:	-	3	0-0

SPECIALTY STATS

TCU/OPP

	In Paint		Off T/O		2nd Chance		Fast Break		Bench	
	TCU	Opp	TCU	Opp	TCU	Opp	TCU	Opp	TCU	Opp
New Orleans	42	38	20	13	17	13	13	11	32	26
Saint Francis	42	34	15	10	18	5	21	5	64	33
Lamar	38	24	16	17	17	9	18	8	26	19
Michigan	26	36	17	13	6	14	21	15	24	26
Kansas City	24	10	16	8	20	9	8	7	25	17
vs. Florida	44	34	22	12	10	19	23	13	31	22
vs. Wisconsin	36	24	21	6	4	9	10	12	7	6

Totals	252	210	127	79	92	78	114	61	209	149
Times Led	6	1	6	1	4	3	6	1	6	1
High	44	38	22	17	20	19	23	13	64	33

CAREER DOUBLE-DOUBLES

Brock Harding - 4

10 P, 12 A	UMBC (12/20/2023)
20 P, 10 A	USC Upstate (11/24/2024)
10 P, 10 A	Indiana (11/11/2025)
19 P, 12 A	vs. Florida (11/27/25)

Micah Robinson - 1

13 P, 10 R	Saint Francis (11/6/2025)
------------	---------------------------

Tanner Toolson - 1

22 P, 10 R	vs Southern Miss (11/19/2023)
------------	-------------------------------

GAME-BY-GAME STARTERS

Different starting lineups: 2

Players who have at least one start: 6

Opponent	Date	Score	W/L	Guard	Guard	Guard	Forward	Center	Record W/ Lineup
New Orleans	11/3/25	78-74	L	Harding	Pierre	Lelevicius	Punch	Diallo	0-1
Saint Francis	11/6/25	104-63	W	Harding	Pierre	Lelevicius	Punch	Edmonds	-
Lamar	11/10/25	78-65	W	Harding	Pierre	Lelevicius	Punch	Edmonds	-
Michigan	11/15/25	67-63	L	Harding	Pierre	Lelevicius	Punch	Edmonds	-
Kansas City	11/19/25	81-45	L	Harding	Pierre	Lelevicius	Punch	Edmonds	-
vs. Florida	11/27/25	84-80	W	Harding	Pierre	Lelevicius	Punch	Edmonds	-
vs. Wisconsin	11/28/25	74-63	W	Harding	Pierre	Lelevicius	Punch	Edmonds	5-1

LAST TIME IT HAPPENED

WON BY 30 POINTS

TCU	+41 (104-63) vs. Saint Francis (11/6/25)
Opp.	+36 (82-46) at Oklahoma (11/21/21)

WON IN OVERTIME

TCU	59-58 vs. Oklahoma (11/5/22)
Opp.	76-72 vs. Colorado State (11/26/24)

WON IN DOUBLE OVERTIME

TCU	97-89 vs. UT Arlington (11/18/06)
Opp.	99-98 at Texas (11/10/18)

WON IN TRIPLE OVERTIME

TCU	105-102 at Baylor (11/27/24)
Opp.	104-96 at West Virginia (2/26/19)

100 OR MORE POINTS

TCU	105 vs. Florida A&M (11/4/24)
Opp.	102 at Baylor, 3OT (11/27/24)

50 OR FEWER POINTS

TCU	49 at Texas Tech (3/2/21)
Opp.	45 vs. Kansas City (11/19/25)

40 OR FEWER POINTS

TCU	40 at Baylor (11/21/13)
Opp.	40 vs. Oklahoma State (11/11/20)

90 OR MORE POINTS IN A LOSS

TCU	98 (102-98, OT) at Missouri (11/30/21)
Opp.	92 (94-92, OT) at Iowa (3/19/20)

60 OR FEWER POINTS IN A VICTORY

TCU	59 (59-44) at Iowa State (11/22/22)
Opp.	54 (54-51) vs. Iowa State (2/15/22)

60% OR BETTER FIELD GOALS

TCU	.614 (43-70) vs. Southern (11/6/23)
Opp.	.612 (30-49) vs. Santa Clara (11/22/21)

30% OR WORSE FIELD GOALS

TCU	.267 (12-45) at Texas Tech (2/10/20)
Opp.	.288 (15-52) vs. Seton Hall (3/18/22)

90% OR BETTER FREE THROWS (MIN. 10 MADE)

TCU	.933 (14-15) vs. Cincinnati (2/24/24)
Opp.	100 (11-11) vs. Texas Tech (2/26/22)

40% OR WORSE FREE THROWS

TCU	.333 (6-18) at Iowa State (2/15/23)
Opp.	.40 (2-5) vs. West Virginia (2/5/25)

30 OR MORE FREE THROWS MADE

TCU	32 (32-39) vs. Alcorn State (11/21/23)
Opp.	32 (32-44) vs. St. Bonaventure (11/25/17)

5 OR FEWER FREE THROWS MADE

TCU	5 (5-11) at Kansas (11/28/21)
Opp.	5 (5-6) vs. Saint Francis (11/6/25)

0 FREE THROWS MADE

TCU	0, at Vanderbilt (11/27/18)
Opp.	0, vs. Wichita State (12/8/08)

40 OR MORE FREE THROWS ATTEMPTED

TCU	30 (30-37) vs. SMU (12/5/17)
Opp.	44 (32-44) vs. St. Bonaventure (11/25/17)

80%+ 3-POINTERS

TCU	.875 (7-8) vs. Stephen F. Austin (12/8/03)
Opp.	.833 (10-12) vs. Washington (11/30/16)

70%+ 3-POINTERS

TCU	.739 (17-23) at UNLV (3/13/08)
Opp.	.700 (7-10) vs. West Virginia (2/9/13)

60%+ 3-POINTERS

TCU	.600 (6-10) at Hawaii (12/24/23)
Opp.	.688 (11-16) vs. Santa Clara (11/22/21)

0 3-POINTERS

TCU	0 (0-9) vs. Oklahoma State (2/14/15)
Opp.	0 (0-8) vs. Mississippi Valley State (12/18/22)

10+ 3-POINTERS

TCU	14, vs. Kansas City (11/19/25)
Opp.	13, UCF (11/25/25)

15+ 3-POINTERS

TCU	15, vs. Kansas State (2/15/20)
Opp.	15, at Baylor (2/2/19)

60 OR MORE REBOUNDS

TCU	63, vs. Grambling State (12/30/02)
Opp.	61, at SMU (11/25/97)

50 OR MORE REBOUNDS

TCU	55, vs. Texas A&M Commerce (11/1/24)
Opp.	52, at West Virginia, 3OT (2/26/19)

20 OR MORE OFFENSIVE REBOUNDS

TCU	20, vs. Baylor (3/4/25)
Opp.	20, at SMU (12/5/18)

25 OR FEWER REBOUNDS

TCU	23, vs. Michigan (11/15/25)
Opp.	24, vs. FGCU (11/8/24)

OUT-REBOUNDED OPPONENT BY 20+

TCU	26 (48-22) vs. Saint Francis (11/6/25)
Opp.	21 (44-23) vs. Michigan (11/15/25)

OUT-REBOUNDED OPPONENT BY 15+

TCU	24 (50-36) vs. Kansas City (11/19/25)
Opp.	21 (44-23) vs. Michigan (11/15/25)

20 OR MORE SECOND CHANCE POINTS

TCU	25, vs. Kansas City (11/19/25)
Opp.	21, vs. Nebraska (3/24/19)

30+ ASSISTS

TCU	31, vs. Eastern Michigan (11/26/18)
Opp.	34, at South Florida (11/5/02)

20+ ASSISTS

TCU	21, vs. Kansas City (11/19/25)
Opp.	20, at UCF (11/25/25)

30+ STEALS

TCU	30, vs. Arkansas-Pine Bluff (12/30/00)
Opp.	20, vs. Air Force (11/21/10)

15+ STEALS

TCU	16, at Kansas (11/6/24)
Opp.	18, vs. Iowa State (11/20/24)

10+ BLOCKED SHOTS

TCU	10, vs. ULM (11/17/22)
Opp.	10, vs. Oklahoma (3/7/20)

10 OR FEWER TURNOVERS

TCU	9, vs. Florida (11/27/25)
Opp.	9, vs. Lamar (11/10/25)

5 OR FEWER TURNOVERS

TCU	5, vs. Florida A&M (11/4/24)
Opp.	5, at Baylor (11/19/25)

30+ TURNOVERS

TCU	31, at Houston (11/2/94)
Opp.	35, vs. Austin College (11/11/11)

55+ POINTS IN A HALF

TCU	59 (1st) vs. Florida A&M (11/4/24)
Opp.	58 (2nd) at BYU (3/23/24)

50+ POINTS IN A HALF

TCU	50 (1st) vs. Kansas City (11/19/25)
Opp.	50 (2nd) at Texas (11/1/23)

20+ POINT LEAD AT HALFTIME

TCU	23 (51-28) vs. Kansas City (11/19/25)
Opp.	25 (45-20) at Texas Tech (2/10/20)

20 OR FEWER POINTS IN A HALF

TCU	20 (2nd) vs. Nicholls (11/18/21)
Opp.	20 (1st) vs. Mississippi Valley State (12/18/22)

DID NOT ATTEMPT A FREE THROW IN A HALF

TCU	0 (1st) vs. Kansas State (2/15/20)
Opp.	0 (1st) vs. Saint Francis (11/6/25)

0 TURNOVERS IN A HALF

TCU	Not since prior to the 2000-01 season
Opp.	0 (2nd) at Texas Tech (2/23/16)

PLAYER W/ 40+ POINTS

TCU	42, Junior Blount at Tulane (2/26/02)
Opp.	41, Austin Reaves vs. Oklahoma (3/7/20)

PLAYER W/ 30+ POINTS

TCU	33, Mike Miles at Baylor (11/4/23)
Opp.	30, John Blackwell vs. Wisconsin (11/28/25)

TWO PLAYERS W/ 20+ POINTS

TCU	22, Vasean Allette, 20, Noah Reynolds vs. West Virginia (2/5/25)
Opp.	21, Fousseyni Traore; 21, Trevin Knell; 20 at BYU (3/2/24)

PLAYER W/ 20+ REBOUNDS

TCU	20, Adrick McKinney vs. Houston (12/4/12)
Opp.	21, Derek Culver, at West Virginia, 3OT (2/26/19)

PLAYER W/ 15+ REBOUNDS

TCU	15, Ernest Udeh Jr. at Baylor (11/19/25)
Opp.	17, David N'Guessan vs. Kansas State (11/4/25)

PLAYER W/ 8+ OFFENSIVE REBOUNDS

TCU	11, Ernest Udeh Jr. vs. Texas A&M Commerce (11/1/24)
Opp.	8, Hunter Dickinson at Kansas (11/6/24)

PLAYER W/ 15+ ASSISTS

TCU	17, Alex Robinson vs. Iowa State (11/17/18)
Opp.	17, Tito Maddux vs. Fresno State (11/10/01)

PLAYER W/ 10+ ASSISTS

TCU	12, Brock Harding vs. Florida (11/27/25)
Opp.	10, RayJ Dennis at Baylor, 3OT (11/27/24)

PLAYER W/ 10+ STEALS

TCU	12, Greedy Daniels vs. Arkansas-Pine Bluff (12/30/00)
Opp.	N/A

PLAYER W/ 5+ STEALS

TCU	5, Brock Harding vs. Florida (11/27/25)
Opp.	5, Robert Wright vs. Baylor (11/19/25)

PLAYER W/ 10+ BLOCKED SHOTS

TCU	11, Derrick Davenport at Alaska-Fairbanks (11/20/99)
Opp.	12, Joel Anthony at UNLV (2/7/07)

PLAYER W/ 5+ BLOCKED SHOTS

TCU	5, David Punch vs. Alcorn (11/19/24)
Opp.	5, Moustapha Thiam at UCF (11/25/25)

PLAYER MADE 12 FIELD GOALS

TCU	12, Mike Miles at Missouri (11/30/21)
Opp.	13, Hunter Dickinson at Kansas (11/6/24)

PLAYER MADE 7+ 3-POINTERS

TCU	7, Desmond Bane vs. Louisiana (11/12/19)
Opp.	7, Ja'Monta Black (11/14/22)

PLAYER MADE 6+ 3-POINTERS

TCU	6, Trevian Tennyson at Kansas (11/6/24)
Opp.	7, Gabe Madsen vs. Utah (12/21/22)

PLAYER MADE 10 FREE THROWS

TCU	13 (13-14), Noah Reynolds vs. Montana State (12/22/24)
Opp.	11 (11-13), Keyshawn Hall vs. UCF (11/25/25)

FIVE PLAYERS SCORED 10+ POINTS

TCU	5, Edmonds, Pierre, Posey, Punch, Robinson vs. Lamar (11/10/25)
-----	---

SIX PLAYERS SCORED 10+ POINTS

TCU	6, Anderson, Coles, Nelson, Miller, Mostofa, Peavy at Texas Tech (2/20/23)
-----	--

TRIPLE DOUBLE

TCU	13 points, 12 rebounds, 10 assists vs. Arizona State (12/16/23)
-----	---

GM 1 | NEW ORLEANS 78 - TCU 74



Official Basketball Box Score - Final
New Orleans at TCU
11/03/25 Ed and Rae Schollmaier Arena, Fort Worth
2025-26 Men's Basketball

Game Time: 7:00 PM
Game Duration: 2:40
Attendance: 4,741

Officials: Chance Moore, Chris Pacsi, Rick Crawford

New Orleans - 78

Record: 1-0

NO. Name	Min	FG M-A	3P M-A	FT M-A	Rebounds OR DR TOT	Fouls PF FD	TP	AS	TO	ST	Blocks BS BA	+/-
9 Churchill Abass	F 09:23	3-3	0-0	0-0	3 4 7	5 1	6	0	2	0	0 0	3
21 Kendrick Ooby	F 25:55	3-6	1-2	1-1	0 2 2	2 1	8	1	0	1	0 1	1
25 Enzo Boudouma	F 14:41	1-4	1-2	0-0	0 2 2	3 1	3	0	0	0	0 0	-1
5 Jakavion Buckley	G 34:09	3-7	0-0	7-10	2 1 3	3 8	13	9	10	4	1 2	3
22 Coleton Benson	G 37:17	7-19	4-13	4-4	1 5 6	0 2	22	1	2	0	0 1	-3
23 MJ Thomas	22:07	5-5	0-0	0-0	3 4 7	5 3	10	1	1	1	0 0	-3
99 Panagiotis Pagonis	27:11	3-6	1-1	2-2	2 5 7	3 1	9	2	1	0	0 0	6
6 Tavaj Cope	14:05	3-5	0-0	1-2	0 4 4	1 1	7	0	1	0	1 0	3
20 William Patterson	06:38	0-1	0-0	0-0	0 0 0	2 0	0	0	0	0	0 0	3
3 Irish Coquia	08:34	0-1	0-0	0-0	0 0 0	0 0	0	1	1	1	0 0	2
Team					1 0 1	0 0						
Totals		28-57	7-18	15-19	12 27 39	24 18	78	14	19	7	2 4	4

Shooting By Period
1 st FG% 19-34 55.9%
3PT% 4-10 40.0%
FT% 2-3 66.7%
2 nd FG% 9-23 39.1%
3PT% 3-8 37.5%
FT% 13-16 81.3%
GM FG% 28-57 49.1%
3PT% 7-18 38.9%
FT% 15-19 78.9%
Dead Ball Rebounds: 2, 4

Major Fouls: Pagonis (F1) 2nd 6:29

TCU - 74

Record: 0-1

NO. Name	Min	FG M-A	3P M-A	FT M-A	Rebounds OR DR TOT	Fouls PF FD	TP	AS	TO	ST	Blocks BS BA	+/-
15 David Punch	F 29:12	9-13	0-2	1-2	3 5 8	3 2	19	0	1	0	2 0	1
32 Malick Diallo	C 06:30	0-0	0-0	0-0	0 1 1	1 1	0	0	2	0	1 0	-6
1 Jayden Pierre	G 32:56	4-9	1-4	2-2	1 1 2	3 3	11	1	5	2	0 0	-1
2 Brock Harding	G 36:17	2-11	0-4	2-2	1 0 1	2 2	6	6	0	5	1 1	3
3 Luitauras Lelevicius	G 27:20	2-9	0-7	2-2	2 3 5	2 1	6	1	0	1	0 0	2
8 RJ Jones	04:45	0-0	0-0	0-0	0 0 0	1 0	0	1	0	0	0 0	-9
24 Xavier Edmonds	21:29	3-4	0-0	5-9	1 1 2	4 9	11	2	0	0	0 0	-7
55 Tanner Toolson	14:21	3-8	0-4	1-3	2 0 2	0 3	7	1	0	0	0 0	-8
5 Micah Robinson	22:49	3-10	2-5	6-6	1 5 6	2 3	14	1	2	2	0 0	1
7 Kayden Edwards	04:22	0-3	0-1	0-0	0 0 0	0 0	0	0	0	0	1 1	1
Team					1 0 1	0 0						
Totals		26-67	3-27	19-26	12 16 28	18 24	74	13	10	10	4 2	-4

Shooting By Period
1 st FG% 11-34 32.4%
3PT% 2-14 14.3%
FT% 4-9 44.4%
2 nd FG% 15-33 45.5%
3PT% 1-13 7.7%
FT% 15-17 88.2%
GM FG% 26-67 38.8%
3PT% 3-27 11.1%
FT% 19-26 73.1%
Dead Ball Rebounds: 5, 3

Major Fouls: Robinson (F1) 2nd 0:19

	UNO	TCU
Biggest lead	21 (2 nd 7:24)	2 (1 st 18:14)
Best Scoring Run	9 (1 st 14:05)	12 (2 nd 4:14)
Lead Changes	1	
Times Tied	2	
Time with Lead	35:33	01:03

Points from	UNO	TCU
Turnovers	13	20
Paint	38	42
Second Chance	13	17
Fast Breaks	11	13
Bench	26	32

Period by Period Scoring			
	1st	2nd	TOT
UNO	44	34	78
TCU	28	46	74

GM 2 | TCU 104 - SAINT FRANCIS 63



Official Basketball Box Score - Final
Saint Francis at TCU
11/06/25 Ed and Rae Schollmaier Arena, Fort Worth
2025-26 Men's Basketball

Game Time: 7:00 PM
Game Duration: 1:58
Attendance: 4,432

Officials: Marques Pettigrew, John Jenkins Jr., Gregory Nixon

Saint Francis - 63

Record: 0-2

NO. Name	Min	FG M-A	3P M-A	FT M-A	Rebounds OR DR TOT	Fouls PF FD	TP	AS	TO	ST	Blocks BS BA	+/-
21 Gestin Liberis	F 22:13	1-3	0-0	0-0	1 1 2	3 5	2	5	4	0	0 0	-21
0 Chris Moncrief	G 04:00	0-0	0-0	0-0	0 0 0	0 0	0	1	0	0	0 0	-1
2 Zion Russell	G 35:03	3-9	0-1	0-0	1 3 4	3 3	6	2	2	0	1 3	-39
3 Brandon Russell	G 22:15	2-8	0-2	0-0	0 0 0	4 0	4	2	1	0	0 1	-21
8 Skylar Wicks	G 34:18	6-17	5-9	1-2	0 6 6	1 2	18	4	4	2	0 4	-44
4 Ralph Martino Jr.	21:25	3-6	0-2	0-0	0 1 1	2 0	6	2	1	2	0 0	-24
20 Cameron Tweedy	18:30	5-8	0-0	4-4	1 0 1	1 3	14	2	0	1	0 0	-23
55 Ahmad Harrison	17:15	2-4	0-0	0-0	0 2 2	2 1	4	0	2	0	0 0	-24
15 Victor Payne	09:32	0-3	0-2	0-0	0 2 2	5 1	0	1	1	0	0 0	-10
1 KJ Swain	09:01	2-4	0-0	0-0	0 0 0	0 0	6	0	0	1	0 0	-9
30 Trey Weiland	04:45	1-1	1-1	0-0	0 0 0	0 0	3	0	0	0	0 0	3
11 Melvin Weaver III	01:43	0-0	0-0	0-0	0 0 0	0 0	0	0	0	0	0 0	8
Team					2 2 4	0 0						
Totals		25-63	8-21	5-6	5 17 22	21 15	63	19	16	6	1 8	-41

Shooting By Period
1 st FG% 13-34 38.2%
3PT% 3-12 25.0%
FT% 0-0 0%
2 nd FG% 12-29 41.4%
3PT% 5-9 55.6%
FT% 5-6 83.3%
GM FG% 25-63 39.7%
3PT% 8-21 38.1%
FT% 5-6 83.3%
Dead Ball Rebounds: 1, 1

Major Fouls: NONE

TCU - 104

Record: 1-0

NO. Name	Min	FG M-A	3P M-A	FT M-A	Rebounds OR DR TOT	Fouls PF FD	TP	AS	TO	ST	Blocks BS BA	+/-
15 David Punch	F 22:30	5-6	0-0	1-2	2 6 8	1 2	11	3	2	1	4 0	38
24 Xavier Edmonds	F 17:47	2-4	0-1	8-9	6 3 9	3 6	12	0	2	1	1 0	10
1 Jayden Pierre	G 18:40	3-7	1-5	0-0	0 4 4	0 0	7	3	1	1	0 0	25
2 Brock Harding	G 25:24	0-5	0-3	0-0	0 1 1	1 2	0	5	0	3	0 0	30
3 Luitauras Lelevicius	G 22:53	3-7	2-5	2-2	0 2 2	1 1	10	4	1	0	0 1	35
23 Vianney Salatchoum	12:56	1-2	0-0	0-0	0 3 3	2 0	2	1	1	0	1 0	17
00 Jace Posey	15:42	4-6	0-0	2-3	2 1 3	3 0	10	0	1	1	0 0	14
5 Micah Robinson	18:59	3-4	1-2	6-7	1 9 10	2 4	13	3	2	0	1 0	27
55 Tanner Toolson	17:56	8-11	4-5	5-5	2 0 2	1 3	25	0	2	0	1 0	30
7 Kayden Edwards	10:16	2-6	1-5	0-0	0 1 1	2 0	5	1	1	0	0 0	8
6 Ashton Simmons	07:35	1-3	1-3	0-0	0 0 0	1 0	3	1	2	0	0 0	-4
8 RJ Jones	05:07	2-3	2-3	0-0	0 0 0	1 0	6	0	0	0	0 0	-1
22 Adam Stewart	01:25	0-0	0-0	0-0	0 0 0	0 0	0	0	0	0	0 0	-8
30 Drew McElroy	01:25	0-1	0-1	0-0	0 0 0	0 0	0	0	0	0	0 0	-8
33 Trey Stuart	01:25	0-0	0-0	0-0	1 0 1	0 0	0	0	0	0	0 0	-8
Team					1 3 4	0 0						
Totals		34-65	12-33	24-28	15 33 48	15 21	104	21	15	7	8 1	41

Shooting By Period
1 st FG% 18-34 52.9%
3PT% 5-16 31.3%
FT% 12-14 85.7%
2 nd FG% 16-31 51.6%
3PT% 7-17 41.2%
FT% 12-14 85.7%
GM FG% 34-65 52.3%
3PT% 12-33 36.4%
FT% 24-28 85.7%
Dead Ball Rebounds: 2, 0

Major Fouls: NONE

	SFU	TCU
Biggest lead	0 (1 st 20:00)	49 (2 nd 1:52)
Best Scoring Run	8 (2 nd 0:15)	13 (2 nd 14:23)
Lead Changes	0	
Times Tied	1	
Time with Lead	00:00	39:17

Points from	SFU	TCU
Turnovers	10	15
Paint	34	42
Second Chance	5	18
Fast Breaks	5	21
Bench	33	64

Period by Period Scoring			
	1st	2nd	TOT
SFU	29	34	63
TCU	53	51	104

GM 3 | TCU 78 - LAMAR 65



Official Basketball Box Score - Final
Lamar University at TCU
11/10/25 Ed and Rae Schollmaier Arena, Fort Worth
2025-26 Men's Basketball

Game Time: 7:00 PM
Game Duration: 2:03
Attendance: 4,567

Officials: Kipp Kessinger, Doug Simons, Brooks Wells

Lamar University - 65

Record: 1-1

NO. Name	Min	FG M-A	3P M-A	FT M-A	Rebounds OR DR TOT	Fouls PF FD	TP	AS	TO	ST	Blocks BS BA	+/-
4 Braden East	F 15:23	1-3	0-0	2-2	1 3 4	4 1	4	0	3	0	0 0	-7
10 Erol White	F 25:44	0-3	0-0	0-0	1 3 4	2 1	0	3	1	1	2 1	-10
22 Andrew Hollifield	F 30:19	3-9	1-4	1-2	1 3 4	2 4	8	3	2	1	4 0	-16
0 Cody Pennebaker	G 28:01	4-6	0-1	0-0	1 5 6	1 0	8	3	1	1	0 0	-8
24 Rob Lee, Jr.	G 28:33	9-20	3-6	5-6	0 1 1	2 6	26	1	0	0	0 1	-9
2 Jayden Barrs	25:23	6-11	2-3	0-0	0 1 1	2 0	14	1	0	2	0 1	-5
20 Spencer Ezewiro	14:53	0-1	0-0	0-0	1 1 1	5 0	0	0	0	2	0 0	7
3 King-Njansani Wilhite	13:24	1-2	0-1	0-0	0 1 1	1 1	1	2	2	0	0 0	-1
5 Jayden Gambrell	11:36	1-5	1-4	0-0	0 0 0	2 0	3	0	0	0	0 0	-11
32 Janko Bulajic	03:37	0-0	0-0	0-2	0 2 2	0 1	0	0	0	0	0 0	-3
11 Eian Lowe	03:07	0-0	0-0	0-0	0 0 0	1 0	0	0	2	1	0 0	-5
Team					2 2 4	0 0						
Totals		25-60	7-19	8-12	10 18 28	22 14	65	13	9	8	7 3	-13

Shooting By Period
1 st FG% 16-31 51.6%
3PT% 4-10 40.0%
FT% 2-4 50%
2 nd FG% 9-29 31.0%
3PT% 3-9 33.3%
FT% 6-8 75%
GM FG% 25-60 41.7%
3PT% 7-19 36.8%
FT% 8-12 66.7%
Dead Ball Rebounds: 2, 1

Major Fouls: NONE

TCU - 78

Record: 2-1

NO. Name		Min	FG M-A	3P M-A	FT M-A	Rebounds OR DR TOT	Fouls PF FD	TP	AS	TO	ST	Blocks BS BA	+/-
15 David Punch	F	25:48	5-5	2-2	0-1	0 4 4	3 1	12	0	4	2	1 0	19
24 Xavier Edmonds	F	19:48	3-4	0-0	6-6	3 2 5	2 7	12	3	2	0	0 0	5
1 Jayden Pierre	G	25:04	8-12	2-5	0-0	0 0 0	3 1	18	2	1	3	0 0	11
2 Brock Harding	G	37:14	3-7	2-3	0-2	1 3 4	1 2	8	7	2	2	1 0	17
3 Luitauras Lelevicius	G	19:23	0-4	0-3	2-2	0 3 3	1 1	2	1	0	0	0 0	5
23 Vianney Salatchoum		05:33	0-1	0-0	0-1	1 1 2	1 2	0	0	0	0	0 0	1
5 Micah Robinson		23:51	2-7	2-3	5-6	1 2 3	2 4	11	1	2	0	0 3	0
55 Tanner Toolson		14:00	0-4	0-1	0-0	2 1 3	1 0	0	0	0	0	0 2	-4
00 Jace Posey		25:37	5-7	1-1	2-4	2 6 8	0 3	12	0	1	0	1 1	9
7 Kayden Edwards		03:42	1-2	0-1	1-2	0 0 0	0 1	3	1	0	0	0 0	2
Team						3 1 4	0 0	0	0	1			
Totals			27-53	8-19	16-24	13 23 36	14 22	78	15	13	7	3 7	13

GM 5 | TCU 81 - KANSAS CITY 45



Official Basketball Box Score - Final
Kansas City at TCU
11/19/25 Ed and Rae Schollmaier Arena, Fort Worth
2025 2nd Men's Basketball

Game Time: 7:00 PM
Game Duration: 2:01
Attendance: 4,484

Officials: Brooks Wells, Matthew Rukasin, Grant Jeffries

Kansas City - 45

Record: 0-1

NO. Name	Min	FG M-A	3P M-A	FT M-A	Rebounds OR DR TOT	Fouls PF FD	TP	AS	TO	ST	Blocks BS BA	+/-
4 Chris Dockery	F 17:09	1-4	0-1	1-2	1 1 2	1 2	3	0	3	0	0 1	-14
3 Jerome Palm	G 25:49	3-7	0-0	1-3	1 6 7	0 2	3	1	1	0	0 1	-26
0 Karmello Branch	G 32:39	5-15	4-14	4-4	1 3 4	1 3	18	1	1	0	1 0	-26
1 Jayson Petty	G 26:53	0-6	0-6	2-4	1 3 4	1 4	2	2	3	5	0 0	-34
2 U'Riyah Evans	G 24:11	0-4	0-0	2-4	0 0 0	2 4	2	3	5	0	0 1	-20
7 Kasheem Grady II	11:36	2-4	1-2	0-0	0 0 0	2 0	5	0	3	0	0 0	-12
23 Addarin Scott	14:36	1-2	0-0	0 0	1 4 5	4 1	2	0	1	0	0 0	-10
11 Kennan Bundy	24:27	1-8	1-6	2-2	1 3 4	1 2	5	2	1	1	0 2	-12
3 Jamaria Clark	16:47	2-5	1-3	0-0	2 0 2	3 0	5	1	0	1	0 0	-18
21 Babacar Mbengue	05:54	0-1	0-0	0-0	0 0 0	0 0	0	0	0	0	1 0	-8
Team					4 4 8	0	0	0	0	0	0 0	
Totals		13-56	7-32	12-19	12 24 36	15 18	45	10	18	7	2 5	-36

Major Fouls: NONE

TCU - 81

Record: 1-0

NO. Name	Min	FG M-A	3P M-A	FT M-A	Rebounds OR DR TOT	Fouls PF FD	TP	AS	TO	ST	Blocks BS BA	+/-
15 David Punch	F 26:38	2-12	0-3	4-4	2 7 9	1 5	8	7	0	2	1 0	32
24 Xavier Edmonds	F 15:33	4-8	0-0	1-2	2 1 3	4 1	9	1	0	1	1 1	16
1 Jayden Pierre	G 22:07	5-8	5-8	2-2	1 5 6	4 2	17	3	1	0	0 0	32
2 Brock Harding	G 28:12	2-4	2-4	0-0	1 2 3	2 0	6	4	6	4	1 0	35
3 Liutauras Lelevicius	G 24:59	5-7	4-5	2-2	0 3 3	0 2	16	1	0	2	0 0	35
23 Vianney Salathouch	16:02	3-4	0-0	0-0	2 2 4	2 0	6	0	3	0	1 0	12
55 Tanner Toolson	16:33	1-6	1-4	0-0	0 0 0	1 0	3	0	0	2	1 0	1
00 Jace Posey	14:05	3-9	0-2	3-3	3 2 5	1 2	9	3	2	0	0 1	1
5 Micah Robinson	19:55	1-5	1-3	1-2	3 5 8	2 2	4	2	1	1	0 0	12
7 Kayden Edwards	07:03	1-3	1-3	0-0	0 1 1	0 0	3	0	0	0	0 4	0
6 Ashton Simmons	02:29	0-1	0-0	0-0	0 2 2	1 0	0	0	0	0	0 0	0
8 RJ Jones	02:37	0-1	0-0	0-0	0 0 0	0 0	1	0	0	0	0 0	0
22 Adam Stewart	00:56	0-0	0-0	0-0	0 0 0	0 0	0	0	0	0	0 0	0
30 Drew McElroy	00:56	0-0	0-0	0-0	0 0 0	0 0	0	0	0	0	0 0	0
33 Trey Stuart	00:56	0-0	0-0	0-0	0 0 0	0 0	0	0	0	0	0 0	0
Team					3 3 6	0	0	0	0	0	0 0	
Totals		27-68	14-32	13-15	17 33 50	18 15	81	21	13	12	5 2	36

Major Fouls: NONE

	KC	TCU
Biggest lead	0 (1 st 20:00)	36 (2 nd 2:34)
Best Scoring Run	4 (1 st 9:31)	17 (1 st 15:53)
Lead Changes	0	
Times Tied	0	
Time with Lead	00:00	39:43

Points from	KC	TCU
Turnovers	8	16
Paint	10	24
Second Chance	9	20
Fast Breaks	7	8
Bench	17	25

Period by Period Scoring	1st	2nd	TOT
KC	28	17	45
TCU	51	30	81

Shooting By Period
1 st FG% 8-27 29.6%
3PT% 5-15 33.3%
FT% 7-11 63.6%
2 nd FG% 5-28 17.9%
3PT% 2-17 11.8%
FT% 5-8 62.5%
GM FG% 13-56 23.2%
3PT% 7-32 21.9%
FT% 12-19 63.2%
Dead Ball Rebounds: 5, 0

GM 6 | TCU 84 - NO. 10 FLORIDA 80



Official Basketball Box Score - Final
TCU at Florida
11/27/25 Jenny Craig Pavilion, San Diego
2025 Rady Children's Invitational

Game Time: 12:00 PM
Game Duration: 2:27
Attendance: 4,955

Officials: Kipp Kissinger, Brooks Wells, Chris Pisci

TCU - 84

Record: 4-2

NO. Name	Min	FG M-A	3P M-A	FT M-A	Rebounds OR DR TOT	Fouls PF FD	TP	AS	TO	ST	Blocks BS BA	+/-
15 David Punch	F 36:12	7-9	0-0	5-6	3 6 9	3 6	19	2	2	2	3 0	4
24 Xavier Edmonds	F 07:33	1-2	0-0	0-0	0 0 0	4 0	2	0	0	0	0 0	3
1 Jayden Pierre	G 24:21	4-6	2-3	0-0	0 2 2	4 3	10	0	4	1	0 0	0
2 Brock Harding	G 37:26	6-16	0-3	7-8	0 4 4	2 5	19	12	2	5	0 1	8
3 Liutauras Lelevicius	G 22:15	1-5	1-5	0-0	0 2 2	1 0	3	0	0	0	0 0	-7
23 Vianney Salathouch	04:03	0-0	0-0	0-0	0 0 0	1 0	0	0	0	0	0 0	-7
5 Micah Robinson	29:56	3-10	1-5	1-6	0 3 3	1 4	8	1	0	1	1 2	7
55 Tanner Toolson	16:49	0-3	0-1	2-2	2 0 2	1 2	2	1	0	1	0 0	1
00 Jace Posey	21:25	6-8	0-0	9-11	1 0 1	2 6	21	0	0	2	0 0	11
Team					2 3 5	0	0	1	0	0	0 0	
Totals		28-59	4-17	24-33	8 20 28	19 26	84	16	9	12	4 3	4

Major Fouls: Edmonds (F1) 1st 18:15 Toolson (F1) 1st 12:31

Florida - 80

Record: 4-2

NO. Name	Min	FG M-A	3P M-A	FT M-A	Rebounds OR DR TOT	Fouls PF FD	TP	AS	TO	ST	Blocks BS BA	+/-
10 Thomas Haugh	F 36:04	7-16	3-8	3-4	1 4 5	4 3	20	2	5	1	1 3	-2
21 Alex Condon	F 35:30	2-5	0-3	4-7	1 7 8	1 4	8	8	3	0	1 0	0
9 Ruben Chinyelu	C 27:31	5-6	0-0	3-4	4 5 9	4 3	13	0	4	0	0 0	3
0 Boogie Fland	G 27:10	4-8	0-3	4-4	0 1 1	5 3	12	2	4	3	1 0	-3
1 Xaivian Lee	G 16:03	1-6	1-4	2-2	0 3 3	5 1	5	1	0	0	0 0	4
3 Micah Handlogten	13:25	1-1	0-0	0-0	1 0 1	2 0	2	0	2	1	0 0	-8
7 Urban Klavzar	28:59	5-8	4-7	6-6	1 1 2	3 5	20	1	1	0	0 0	-10
20 Isaiah Brown	07:11	0-2	0-2	0-0	0 0 0	1 0	0	1	0	0	0 1	-6
4 Alex Lloyd	08:07	0-3	0-2	0-0	1 0 1	1 0	0	1	0	0	0 0	2
Team					1 0 1	0	0	0	0	0	0 0	
Totals		25-55	8-29	22-27	10 21 31	26 19	80	16	19	5	3 4	-4

Major Fouls: Chinyelu (F1) 2nd 0:13

	TCU	FLA
Biggest lead	5 (2 nd 0:11)	10 (2 nd 15:14)
Best Scoring Run	9 (2 nd 2:43)	8 (1 st 17:40)
Lead Changes	16	
Times Tied	8	
Time with Lead	07:25	27:57

Points from	TCU	FLA
Turnovers	22	12
Paint	44	34
Second Chance	10	19
Fast Breaks	23	13
Bench	31	22

Period by Period Scoring	1st	2nd	TOT
TCU	39	45	84
FLA	44	36	80

GM 7 | TCU 74 - WISCONSIN 63



Official Basketball Box Score - Final
TCU at Wisconsin
11/28/25 Jenny Craig Pavilion, San Diego
2025 Rady Children's Invitational Championship Game

Game Time: 2:30 PM
Game Duration: 2:06
Attendance: 5,008

Officials: Kipp Kissinger, Jeffrey Anderson, Marques Pettigrew

TCU - 74

Record: 5-2

NO. Name	Min	FG M-A	3P M-A	FT M-A	Rebounds OR DR TOT	Fouls PF FD	TP	AS	TO	ST	Blocks BS BA	+/-
15 David Punch	F 31:45	7-11	1-1	2-2	1 8 9	3 3	17	2	4	2	2 1	3
24 Xavier Edmonds	F 17:38	6-8	0-0	0-0	2 1 3	2 1	12	1	1	1	1 0	21
1 Jayden Pierre	G 32:21	4-11	2-2	1-2	0 3 3	4 1	11	4	0	0	2 0	13
2 Brock Harding	G 35:40	6-9	2-3	2-3	0 4 4	2 2	16	5	5	1	0 0	10
3 Liutauras Lelevicius	G 27:38	4-5	3-4	0-0	0 5 5	1 1	11	1	1	1	1 0	18
5 Micah Robinson	28:19	1-5	0-2	5-7	1 3 4	2 5	7	1	0	0	1 1	-4
00 Jace Posey	14:40	0-7	0-0	0-2	3 4 7	1 1	0	0	1	1	0 1	-5
55 Tanner Toolson	11:59	0-4	0-2	0-0	0 0 0	1 0	0	1	0	0	0 0	-1
Team					1 1 2	0	0	1	0	0	0 0	
Totals		28-60	8-14	10-16	8 29 37	16 14	74	15	13	6	7 3	11

Major Fouls: NONE

Wisconsin - 63

Record: 5-2

NO. Name	Min	FG M-A	3P M-A	FT M-A	Rebounds OR DR TOT	Fouls PF FD	TP	AS	TO	ST	Blocks BS BA	+/-
22 Austin Rapp	F 21:52	1-6	0-3	0-0	1 4 5	1 1	2	1	3	0	0 1	-11
31 Nolan Winter	F 35:39	0-3	0-2	3-4	1 9 10	5 3	3	3	0	1	2 1	-4
2 Nick Boyd	G 32:45	6-13	1-4	2-2	0 1 1	2 4	15	3	5	2	0 2	-4
7 Andrew Rohde	G 30:31	3-6	1-4	0-0	1 2 3	3 0	7	1	2	1	0 0	-3
25 John Blackwell	G 34:15	8-22	3-8	11-12	2 4 6	2 8	30	0	3	3	0 3	-7
5 Jack Janicki	13:30	0-1	0-1	0-0	0 0 0	0 0	0	2	2	1	0 0	-10
32 Aleksas Biliauskas	10:30	0-2	0-1	0-0	2 4 6	1 0	0	0	0	0	0 0	-9
0 Braeden Carrington	18:10	2-5	2-5	0-0	0 1 1	1 0	6	0	0	1	1 0	-1
23 Will Garlock	02:48	0-0	0-0	0-0	0 0 0	0 0	0	1	0	0	0 0	-6
Team					1 2 3	0	0	1	0	0	0 0	
Totals		20-58	7-28	16-18	8 27 35	15 16	63	10	17	9	3 7	-11

Major Fouls: Rohde (TP) 2nd 3:24

	TCU	WIS
Biggest lead	19 (2 nd 11:39)	0 (1 st 20:00)
Best Scoring Run	8 (1 st 15:00)	9 (1 st 0:00)
Lead Changes	0	
Times Tied	0	
Time with Lead	39:07	00:00

Points from	TCU	WIS
Turnovers	21	6
Paint	36	24
Second Chance	4	9
Fast Breaks	10	12
Bench	7	6

Period by Period Scoring	1st	2nd	TOT
TCU	41	33	74
WIS	37	26	63

TEAM GAME-BY-GAME

				Total		3-Pointers		Free throws		Rebounds											
Opponent	Date	Score		FG-FGA	PCT	3FG-3FGA	PCT	FT-FTA	PCT	OFF	DEF	TOT	AVG	PF	A	TO	BLK	STL	PTS	AVG	
New Orleans	11/03/2025	74-78	L	26-67	.388	3-27	.111	19-26	.731	12	16	28	28.0	18	13	10	4	10	74	74.0	
Saint Francis	11/06/2025	104-63	W	34-65	.523	12-33	.364	24-28	.857	15	33	48	38.0	15	21	15	8	7	104	89.0	
Lamar University	11/10/2025	78-65	W	27-53	.509	8-19	.421	16-24	.667	13	23	36	37.3	14	15	13	3	7	78	85.3	
Michigan	11/14/2025	63-67	L	23-62	.371	7-24	.292	10-15	.667	10	13	23	33.8	20	11	11	8	11	63	79.8	
Kansas City	11/19/2025	81-45	W	27-68	.397	14-32	.438	13-15	.867	17	33	50	37.0	18	21	13	5	12	81	80.0	
vs Florida	11/27/2025	84-80	W	28-59	.475	4-17	.235	24-33	.727	8	20	28	35.5	19	16	9	4	12	84	80.7	
vs Wisconsin	11/28/2025	74-63	W	28-60	.467	8-14	.571	10-16	.625	8	29	37	35.7	16	15	13	7	6	74	79.7	
Total		558		193-434	.445	56-166	.337	116-157	.739	83	167	250	35.7	120	112	84	39	65	558	79.7	
Opponents		461		159-402	.396	49-163	.301	94-121	.777	72	163	235	33.6	139	97	120	25	47	461	65.9	

TCU Averages

Games Played	Points/game	FG Pct	3FG Pct	FT Pct	Rebounds/game	Assists/game	Turnovers/game	Assist/Turnover ratio	Steals/game	Blocks/game
7	79.7	44.5	33.7	73.9	35.7	16.0	12.0	1.3	9.3	5.6

OPPONENT GAME-BY-GAME

				Total		3-Pointers		Free throws		Rebounds											
Opponent	Date	Score		FG-FGA	PCT	3FG-3FGA	PCT	FT-FTA	PCT	OFF	DEF	TOT	AVG	PF	A	TO	BLK	STL	PTS	AVG	
New Orleans	11/03/2025	74-78	L	28-57	.491	7-18	.389	15-19	.789	12	27	39	39.0	24	14	19	2	7	78	78.0	
Saint Francis	11/06/2025	104-63	W	25-63	.397	8-21	.381	5-6	.833	5	17	22	30.5	21	19	16	1	6	63	70.5	
Lamar University	11/10/2025	78-65	W	25-60	.417	7-19	.368	8-12	.667	10	18	28	29.7	22	13	9	7	8	65	68.7	
Michigan	11/14/2025	63-67	L	23-53	.434	5-16	.313	16-20	.800	15	29	44	33.3	16	15	22	7	5	67	68.3	
Kansas City	11/19/2025	81-45	W	13-56	.232	7-32	.219	12-19	.632	12	24	36	33.8	15	10	18	2	7	45	63.6	
vs Florida	11/27/2025	84-80	W	25-55	.455	8-29	.276	22-27	.815	10	21	31	33.3	26	16	19	3	5	80	66.3	
vs Wisconsin	11/28/2025	74-63	W	20-58	.345	7-28	.250	16-18	.889	8	27	35	33.6	15	10	17	3	9	63	65.9	
Total		461		159-402	.396	49-163	.301	94-121	.777	72	163	235	33.6	139	97	120	25	47	461	65.9	
TCU		558		193-434	.445	56-166	.337	116-157	.739	83	167	250	35.7	120	112	84	39	65	558	79.7	

Opponents Averages

Games Played	Points/game	FG Pct	3FG Pct	FT Pct	Rebounds/game	Assists/game	Turnovers/game	Assist/Turnover ratio	Steals/game	Blocks/game
7	65.9	39.6	30.1	77.7	33.6	13.9	17.1	0.8	6.7	3.6

POINTS-REBOUNDS-ASSISTS

Opponent	Date	Score	00 POSEY,JACE	1 PIERRE,JAY	2 HARDING,BR	3 LELEVICIUS	5 ROBINSON,M	6 SIMMONS,AS	7 EDWARDS,KA	8 JONES,RJ	15 PUNCH,DAVI	22 STEWART,AD	23 SALATCHOUM
New Orleans	11/03/2025	74-78 L	DNP	11-2-1	6-1-6	6-5-1	14-6-1	DNP	0-0-0	0-0-1	19-8-0	DNP	DNP
Saint Francis	11/06/2025	104-63 W	10-3-0	7-4-3	0-1-5	10-2-4	13-10-3	3-0-1	5-1-1	6-0-0	11-8-3	0-0-0	2-3-1
Lamar University	11/10/2025	78-65 W	12-8-0	18-0-2	8-4-7	2-3-1	11-3-1	DNP	3-0-1	DNP	12-4-0	DNP	0-2-0
Michigan	11/14/2025	63-67 L	2-1-0	8-2-2	15-6-4	9-2-0	12-3-1	DNP	DNP	DNP	3-2-2	DNP	0-0-0
Kansas City	11/19/2025	81-45 W	9-5-3	17-6-3	6-3-4	16-3-1	4-8-2	0-2-0	3-1-0	0-0-0	8-9-7	0-0-0	6-4-0
vs Florida	11/27/2025	84-80 W	21-1-0	10-2-0	19-4-12	3-2-0	8-3-1	DNP	DNP	DNP	19-9-2	DNP	0-0-0
vs Wisconsin	11/28/2025	74-63 W	0-7-0	11-3-4	16-4-5	11-5-1	7-4-1	DNP	DNP	DNP	17-9-2	DNP	DNP

Opponent	Date	Score	24 EDMONDS,XA	30 MCELROY,DR	32 DIALLO,MAL	33 STUART,TRE	55 TOOLSON,TA
New Orleans	11/03/2025	74-78 L	11-2-2	DNP	0-1-0	DNP	7-2-1
Saint Francis	11/06/2025	104-63 W	12-9-0	0-0-0	DNP	0-1-0	25-2-0
Lamar University	11/10/2025	78-65 W	12-5-3	DNP	DNP	DNP	0-3-0
Michigan	11/14/2025	63-67 L	4-3-1	DNP	DNP	DNP	10-1-1
Kansas City	11/19/2025	81-45 W	9-3-1	0-0-0	DNP	0-0-0	3-0-0
vs Florida	11/27/2025	84-80 W	2-0-0	DNP	DNP	DNP	2-2-1
vs Wisconsin	11/28/2025	74-63 W	12-3-1	DNP	DNP	DNP	0-0-1

TCU TEAM HIGHS

TCU - Game Highs

POINTS	104	Saint Francis (11/06/2025)
	84	vs Florida (N) (11/27/2025)
	81	Kansas City (11/19/2025)
	78	Lamar University (11/10/2025)
	74	vs Wisconsin (N) (11/28/2025)
FIELD GOALS MADE	74	New Orleans (11/03/2025)
	34	Saint Francis (11/06/2025)
	28	vs Wisconsin (N) (11/28/2025)
	28	vs Florida (N) (11/27/2025)
	28	vs Florida (N) (11/27/2025)
FIELD GOAL ATTEMPTS	68	Kansas City (11/19/2025)
	67	New Orleans (11/03/2025)
	.523 (34-65)	Saint Francis (11/06/2025)
	.509 (27-53)	Lamar University (11/10/2025)
	.509 (27-53)	Lamar University (11/10/2025)
3 PT FG MADE	14	Kansas City (11/19/2025)
	12	Saint Francis (11/06/2025)
	33	Saint Francis (11/06/2025)
	32	Kansas City (11/19/2025)
	32	Kansas City (11/19/2025)
3 PT FG ATTEMPTS	33	Saint Francis (11/06/2025)
	32	Kansas City (11/19/2025)
	32	Kansas City (11/19/2025)
	32	Kansas City (11/19/2025)
	32	Kansas City (11/19/2025)
3 PT FG PERCENTAGE	.571 (8-14)	vs Wisconsin (N) (11/28/2025)
	.438 (14-32)	Kansas City (11/19/2025)
	.438 (14-32)	Kansas City (11/19/2025)
	.438 (14-32)	Kansas City (11/19/2025)
	.438 (14-32)	Kansas City (11/19/2025)
FREE THROWS MADE	24	vs Florida (N) (11/27/2025)
	24	Saint Francis (11/06/2025)
	24	Saint Francis (11/06/2025)
	24	Saint Francis (11/06/2025)
	24	Saint Francis (11/06/2025)
FREE THROW ATTEMPTS	33	vs Florida (N) (11/27/2025)
	28	Saint Francis (11/06/2025)
	28	Saint Francis (11/06/2025)
	28	Saint Francis (11/06/2025)
	28	Saint Francis (11/06/2025)
FREE THROW PERCENTAGE	.867 (13-15)	Kansas City (11/19/2025)
	.857 (24-28)	Saint Francis (11/06/2025)
	.857 (24-28)	Saint Francis (11/06/2025)
	.857 (24-28)	Saint Francis (11/06/2025)
	.857 (24-28)	Saint Francis (11/06/2025)
REBOUNDS	50	Kansas City (11/19/2025)
	48	Saint Francis (11/06/2025)
	48	Saint Francis (11/06/2025)
	48	Saint Francis (11/06/2025)
	48	Saint Francis (11/06/2025)
ASSISTS	21	Kansas City (11/19/2025)
	21	Saint Francis (11/06/2025)
	21	Saint Francis (11/06/2025)
	21	Saint Francis (11/06/2025)
	21	Saint Francis (11/06/2025)
STEALS	12	vs Florida (N) (11/27/2025)
	12	Kansas City (11/19/2025)
	12	Kansas City (11/19/2025)
	12	Kansas City (11/19/2025)
	12	Kansas City (11/19/2025)
BLOCKED SHOTS	8	Michigan (11/14/2025)
	8	Saint Francis (11/06/2025)
	8	Saint Francis (11/06/2025)
	8	Saint Francis (11/06/2025)
	8	Saint Francis (11/06/2025)
TURNOVERS	15	Saint Francis (11/06/2025)
	13	vs Wisconsin (N) (11/28/2025)
	13	Kansas City (11/19/2025)
	13	Kansas City (11/19/2025)
	13	Lamar University (11/10/2025)
FOULS	20	Michigan (11/14/2025)
	19	vs Florida (N) (11/27/2025)
	19	vs Florida (N) (11/27/2025)
	19	vs Florida (N) (11/27/2025)
	19	vs Florida (N) (11/27/2025)

OPPONENT TEAM HIGHS

Opponent - Game Highs

POINTS	80	vs Florida (N) (11/27/2025)
	78	New Orleans (11/03/2025)
	67	Michigan (11/14/2025)
	65	Lamar University (11/10/2025)
	63	vs Wisconsin (N) (11/28/2025)
FIELD GOALS MADE	63	Saint Francis (11/06/2025)
	28	New Orleans (11/03/2025)
	25	vs Florida (N) (11/27/2025)
	25	Lamar University (11/10/2025)
	25	Saint Francis (11/06/2025)
FIELD GOAL ATTEMPTS	63	Saint Francis (11/06/2025)
	60	Lamar University (11/10/2025)
	.491 (28-57)	New Orleans (11/03/2025)
	.455 (25-55)	vs Florida (N) (11/27/2025)
	.455 (25-55)	vs Florida (N) (11/27/2025)
3 PT FG MADE	8	vs Florida (N) (11/27/2025)
	8	Saint Francis (11/06/2025)
	32	Kansas City (11/19/2025)
	29	vs Florida (N) (11/27/2025)
	29	vs Florida (N) (11/27/2025)
3 PT FG ATTEMPTS	32	Kansas City (11/19/2025)
	29	vs Florida (N) (11/27/2025)
	29	vs Florida (N) (11/27/2025)
	29	vs Florida (N) (11/27/2025)
	29	vs Florida (N) (11/27/2025)
3 PT FG PERCENTAGE	.389 (7-18)	New Orleans (11/03/2025)
	.381 (8-21)	Saint Francis (11/06/2025)
	.381 (8-21)	Saint Francis (11/06/2025)
	.381 (8-21)	Saint Francis (11/06/2025)
	.381 (8-21)	Saint Francis (11/06/2025)
FREE THROWS MADE	22	vs Florida (N) (11/27/2025)
	16	vs Wisconsin (N) (11/28/2025)
	16	Michigan (11/14/2025)
	16	Michigan (11/14/2025)
	16	Michigan (11/14/2025)
FREE THROW ATTEMPTS	27	vs Florida (N) (11/27/2025)
	20	Michigan (11/14/2025)
	.889 (16-18)	vs Wisconsin (N) (11/28/2025)
	.833 (5-6)	Saint Francis (11/06/2025)
	.833 (5-6)	Saint Francis (11/06/2025)
REBOUNDS	44	Michigan (11/14/2025)
	39	New Orleans (11/03/2025)
	39	New Orleans (11/03/2025)
	39	New Orleans (11/03/2025)
	39	New Orleans (11/03/2025)
ASSISTS	19	Saint Francis (11/06/2025)
	16	vs Florida (N) (11/27/2025)
	16	vs Florida (N) (11/27/2025)
	16	vs Florida (N) (11/27/2025)
	16	vs Florida (N) (11/27/2025)
STEALS	9	vs Wisconsin (N) (11/28/2025)
	8	Lamar University (11/10/2025)
	8	Lamar University (11/10/2025)
	8	Lamar University (11/10/2025)
	8	Lamar University (11/10/2025)
BLOCKED SHOTS	7	Michigan (11/14/2025)
	7	Lamar University (11/10/2025)
	7	Lamar University (11/10/2025)
	7	Lamar University (11/10/2025)
	7	Lamar University (11/10/2025)
TURNOVERS	22	Michigan (11/14/2025)
	19	vs Florida (N) (11/27/2025)
	19	vs Florida (N) (11/27/2025)
	19	New Orleans (11/03/2025)
	19	New Orleans (11/03/2025)
FOULS	26	vs Florida (N) (11/27/2025)
	24	New Orleans (11/03/2025)
	24	New Orleans (11/03/2025)
	24	New Orleans (11/03/2025)
	24	New Orleans (11/03/2025)

TCU TEAM LOWS

TCU - Game Lows

POINTS	63	Michigan (11/14/2025)
	74	vs Wisconsin (N) (11/28/2025)
	74	New Orleans (11/03/2025)
	78	Lamar University (11/10/2025)
	81	Kansas City (11/19/2025)
FIELD GOALS MADE	23	Michigan (11/14/2025)
	26	New Orleans (11/03/2025)
	53	Lamar University (11/10/2025)
	59	vs Florida (N) (11/27/2025)
	59	vs Florida (N) (11/27/2025)
FIELD GOAL ATTEMPTS	53	Lamar University (11/10/2025)
	59	vs Florida (N) (11/27/2025)
	59	vs Florida (N) (11/27/2025)
	59	vs Florida (N) (11/27/2025)
	59	vs Florida (N) (11/27/2025)
FIELD GOAL PERCENTAGE	.371 (23-62)	Michigan (11/14/2025)
	.388 (26-67)	New Orleans (11/03/2025)
	.388 (26-67)	New Orleans (11/03/2025)
	.388 (26-67)	New Orleans (11/03/2025)
	.388 (26-67)	New Orleans (11/03/2025)
3 PT FG MADE	3	New Orleans (11/03/2025)
	4	vs Florida (N) (11/27/2025)
	14	vs Wisconsin (N) (11/28/2025)
	17	vs Florida (N) (11/27/2025)
	17	vs Florida (N) (11/27/2025)
3 PT FG ATTEMPTS	14	vs Wisconsin (N) (11/28/2025)
	17	vs Florida (N) (11/27/2025)
	17	vs Florida (N) (11/27/2025)
	17	vs Florida (N) (11/27/2025)
	17	vs Florida (N) (11/27/2025)
3 PT FG PERCENTAGE	.111 (3-27)	New Orleans (11/03/2025)
	.235 (4-17)	vs Florida (N) (11/27/2025)
	.235 (4-17)	vs Florida (N) (11/27/2025)
	.235 (4-17)	vs Florida (N) (11/27/2025)
	.235 (4-17)	vs Florida (N) (11/27/2025)
FREE THROWS MADE	10	vs Wisconsin (N) (11/28/2025)
	10	Michigan (11/14/2025)
	10	Michigan (11/14/2025)
	10	Michigan (11/14/2025)
	10	Michigan (11/14/2025)
FREE THROW ATTEMPTS	15	Kansas City (11/19/2025)
	15	Michigan (11/14/2025)
	15	Michigan (11/14/2025)
	15	Michigan (11/14/2025)
	15	Michigan (11/14/2025)
FREE THROW PERCENTAGE	.625 (10-16)	vs Wisconsin (N) (11/28/2025)
	.667 (16-24)	Lamar University (11/10/2025)
	.667 (16-24)	Lamar University (11/10/2025)
	.667 (16-24)	Lamar University (11/10/2025)
	.667 (16-24)	Lamar University (11/10/2025)
REBOUNDS	23	Michigan (11/14/2025)
	28	vs Florida (N) (11/27/2025)
	28	vs Florida (N) (11/27/2025)
	28	New Orleans (11/03/2025)
	28	New Orleans (11/03/2025)
ASSISTS	11	Michigan (11/14/2025)
	13	New Orleans (11/03/2025)
	13	New Orleans (11/03/2025)
	13	New Orleans (11/03/2025)
	13	New Orleans (11/03/2025)
STEALS	6	vs Wisconsin (N) (11/28/2025)
	7	Lamar University (11/10/2025)
	7	Saint Francis (11/06/2025)
	7	Saint Francis (11/06/2025)
	7	Saint Francis (11/06/2025)
BLOCKED SHOTS	3	Lamar University (11/10/2025)
	4	vs Florida (N) (11/27/2025)
	4	vs Florida (N) (11/27/2025)
	4	New Orleans (11/03/2025)
	4	New Orleans (11/03/2025)
TURNOVERS	9	vs Florida (N) (11/27/2025)
	10	New Orleans (11/03/2025)
	10	New Orleans (11/03/2025)
	10	New Orleans (11/03/2025)
	10	New Orleans (11/03/2025)
FOULS	14	Lamar University (11/10/2025)
	15	Saint Francis (11/06/2025)
	15	Saint Francis (11/06/2025)
	15	Saint Francis (11/06/2025)
	15	Saint Francis (11/06/2025)

OPPONENT TEAM LOWS

Opponent - Game Lows

POINTS	45	Kansas City (11/19/2025)
	63	vs Wisconsin (N) (11/28/2025)
	63	Saint Francis (11/06/2025)
	65	Lamar University (11/10/2025)
	67	Michigan (11/14/2025)
FIELD GOALS MADE	13	Kansas City (11/19/2025)
	20	vs Wisconsin (N) (11/28/2025)
	53	Michigan (11/14/2025)
	55	vs Florida (N) (11/27/2025)
	55	vs Florida (N) (11/27/2025)
FIELD GOAL ATTEMPTS	53	Michigan (11/14/2025)
	55	vs Florida (N) (11/27/2025)
	55	vs Florida (N) (11/27/2025)
	55	vs Florida (N) (11/27/2025)
	55	vs Florida (N) (11/27/2025)
FIELD GOAL PERCENTAGE	.232 (13-56)	Kansas City (11/19/2025)
	.345 (20-58)	vs Wisconsin (N) (11/28/2025)
	.345 (20-58)	vs Wisconsin (N) (11/28/2025)
	.345 (20-58)	vs Wisconsin (N) (11/28/2025)
	.345 (20-58)	vs Wisconsin (N) (11/28/2025)
3 PT FG MADE	5	Michigan (11/14/2025)
	7	vs Wisconsin (N) (11/28/2025)
	7	Kansas City (11/19/2025)
	7	Lamar University (11/10/2025)
	7	New Orleans (11/03/2025)
3 PT FG ATTEMPTS	16	Michigan (11/14/2025)
	18	New Orleans (11/03/2025)
	18	New Orleans (11/03/2025)
	18	New Orleans (11/03/2025)
	18	New Orleans (11/03/2025)
3 PT FG PERCENTAGE	.219 (7-32)	Kansas City (11/19/2025)
	.250 (7-28)	vs Wisconsin (N) (11/28/2025)
	.250 (7-28)	vs Wisconsin (N) (11/28/2025)
	.250 (7-28)	vs Wisconsin (N) (11/28/2025)
	.250 (7-28)	vs Wisconsin (N) (11/28/2025)
FREE THROWS MADE	5	Saint Francis (11/06/2025)
	8	Lamar University (11/10/2025)
	8	Lamar University (11/10/2025)
	8	Lamar University (11/10/2025)
	8	Lamar University (11/10/2025)
FREE THROW ATTEMPTS	6	Saint Francis (11/06/2025)
	12	Lamar University (11/10/2025)
	12	Lamar University (11/10/2025)
	12	Lamar University (11/10/2025)
	12	Lamar University (11/10/2025)
FREE THROW PERCENTAGE	.632 (12-19)	Kansas City (11/19/2025)
	.667 (8-12)	Lamar University (11/10/2025)
	.667 (8-12)	Lamar University (11/10/2025)
	.667 (8-12)	Lamar University (11/10/2025)
	.667 (8-12)	Lamar University (11/10/2025)
REBOUNDS	22	Saint Francis (11/06/2025)

TCU INDIVIDUAL HIGHS

TCU - Individual Game Highs

POINTS	25		Tanner Toolson vs Saint Francis (11/06/2025)
	21		Jace Posey vs Florida (N) (11/27/2025)
	19		Brock Harding vs Florida (N) (11/27/2025)
	19		David Punch vs Florida (N) (11/27/2025)
	19		David Punch vs New Orleans (11/03/2025)
FIELD GOALS MADE	9		David Punch vs New Orleans (11/03/2025)
	8		Jayden Pierre vs Lamar University (11/10/2025)
	8		Tanner Toolson vs Saint Francis (11/06/2025)
FIELD GOAL ATTEMPTS	16		Brock Harding vs Florida (N) (11/27/2025)
	14		Brock Harding vs Michigan (11/14/2025)
FIELD GOAL PERCENTAGE (min 5 made)	1.000	(5-5)	David Punch vs Lamar University (11/10/2025)
	.833	(5-6)	David Punch vs Saint Francis (11/06/2025)
3 PT FG MADE	5		Jayden Pierre vs Kansas City (11/19/2025)
	4		Liutauras Lelevicius vs Kansas City (11/19/2025)
	4		Tanner Toolson vs Saint Francis (11/06/2025)
3 PT FG ATTEMPTS	8		Jayden Pierre vs Kansas City (11/19/2025)
	7		Jayden Pierre vs Michigan (11/14/2025)
	7		Liutauras Lelevicius vs New Orleans (11/03/2025)
3 PT FG PERCENTAGE (min 2 made)	1.000	(2-2)	Jayden Pierre vs Wisconsin (N) (11/28/2025)
	1.000	(2-2)	David Punch vs Lamar University (11/10/2025)
FREE THROWS MADE	9		Jace Posey vs Florida (N) (11/27/2025)
	8		Xavier Edmonds vs Saint Francis (11/06/2025)
FREE THROW ATTEMPTS	11		Jace Posey vs Florida (N) (11/27/2025)
	9		Xavier Edmonds vs Saint Francis (11/06/2025)
	9		Xavier Edmonds vs New Orleans (11/03/2025)
FREE THROW PERCENTAGE (min 3 made)	1.000	(6-6)	Xavier Edmonds vs Lamar University (11/10/2025)
	1.000	(6-6)	Micah Robinson vs New Orleans (11/03/2025)
	1.000	(5-5)	Tanner Toolson vs Saint Francis (11/06/2025)
	1.000	(4-4)	David Punch vs Kansas City (11/19/2025)
	1.000	(3-3)	Jace Posey vs Kansas City (11/19/2025)
REBOUNDS	10		Micah Robinson vs Saint Francis (11/06/2025)
	9		David Punch vs Wisconsin (N) (11/28/2025)
	9		David Punch vs Florida (N) (11/27/2025)
	9		David Punch vs Kansas City (11/19/2025)
	9		Xavier Edmonds vs Saint Francis (11/06/2025)
ASSISTS	12		Brock Harding vs Florida (N) (11/27/2025)
	7		David Punch vs Kansas City (11/19/2025)
	7		Brock Harding vs Lamar University (11/10/2025)
STEALS	5		Brock Harding vs Florida (N) (11/27/2025)
	5		Brock Harding vs New Orleans (11/03/2025)
BLOCKED SHOTS	4		David Punch vs Saint Francis (11/06/2025)
	3		David Punch vs Florida (N) (11/27/2025)
	3		David Punch vs Michigan (11/14/2025)
TURNOVERS	6		Brock Harding vs Kansas City (11/19/2025)
	5		Brock Harding vs Wisconsin (N) (11/28/2025)
	5		Jayden Pierre vs New Orleans (11/03/2025)
FOULS	5		Micah Robinson vs Michigan (11/14/2025)
	4		Jayden Pierre vs Wisconsin (N) (11/28/2025)
	4		Jayden Pierre vs Florida (N) (11/27/2025)
	4		Xavier Edmonds vs Florida (N) (11/27/2025)
	4		Jayden Pierre vs Kansas City (11/19/2025)
	4		Xavier Edmonds vs Kansas City (11/19/2025)
	4		Xavier Edmonds vs Michigan (11/14/2025)
	4		Xavier Edmonds vs New Orleans (11/03/2025)

OPPONENT INDIVIDUAL HIGHS

TCU - Individual Game Highs

POINTS	25		Tanner Toolson vs Saint Francis (11/06/2025)
	21		Jace Posey vs Florida (N) (11/27/2025)
	19		Brock Harding vs Florida (N) (11/27/2025)
	19		David Punch vs Florida (N) (11/27/2025)
	19		David Punch vs New Orleans (11/03/2025)
FIELD GOALS MADE	9		David Punch vs New Orleans (11/03/2025)
	8		Jayden Pierre vs Lamar University (11/10/2025)
	8		Tanner Toolson vs Saint Francis (11/06/2025)
FIELD GOAL ATTEMPTS	16		Brock Harding vs Florida (N) (11/27/2025)
	14		Brock Harding vs Michigan (11/14/2025)
FIELD GOAL PERCENTAGE (min 5 made)	1.000	(5-5)	David Punch vs Lamar University (11/10/2025)
	.833	(5-6)	David Punch vs Saint Francis (11/06/2025)
3 PT FG MADE	5		Jayden Pierre vs Kansas City (11/19/2025)
	4		Liutauras Lelevicius vs Kansas City (11/19/2025)
	4		Tanner Toolson vs Saint Francis (11/06/2025)
3 PT FG ATTEMPTS	8		Jayden Pierre vs Kansas City (11/19/2025)
	7		Jayden Pierre vs Michigan (11/14/2025)
	7		Liutauras Lelevicius vs New Orleans (11/03/2025)
3 PT FG PERCENTAGE (min 2 made)	1.000	(2-2)	Jayden Pierre vs Wisconsin (N) (11/28/2025)
	1.000	(2-2)	David Punch vs Lamar University (11/10/2025)
FREE THROWS MADE	9		Jace Posey vs Florida (N) (11/27/2025)
	8		Xavier Edmonds vs Saint Francis (11/06/2025)
FREE THROW ATTEMPTS	11		Jace Posey vs Florida (N) (11/27/2025)
	9		Xavier Edmonds vs Saint Francis (11/06/2025)
	9		Xavier Edmonds vs New Orleans (11/03/2025)
FREE THROW PERCENTAGE (min 3 made)	1.000	(6-6)	Xavier Edmonds vs Lamar University (11/10/2025)
	1.000	(6-6)	Micah Robinson vs New Orleans (11/03/2025)
	1.000	(5-5)	Tanner Toolson vs Saint Francis (11/06/2025)
	1.000	(4-4)	David Punch vs Kansas City (11/19/2025)
	1.000	(3-3)	Jace Posey vs Kansas City (11/19/2025)
REBOUNDS	10		Micah Robinson vs Saint Francis (11/06/2025)
	9		David Punch vs Wisconsin (N) (11/28/2025)
	9		David Punch vs Florida (N) (11/27/2025)
	9		David Punch vs Kansas City (11/19/2025)
	9		Xavier Edmonds vs Saint Francis (11/06/2025)
ASSISTS	12		Brock Harding vs Florida (N) (11/27/2025)
	7		David Punch vs Kansas City (11/19/2025)
	7		Brock Harding vs Lamar University (11/10/2025)
STEALS	5		Brock Harding vs Florida (N) (11/27/2025)
	5		Brock Harding vs New Orleans (11/03/2025)
BLOCKED SHOTS	4		David Punch vs Saint Francis (11/06/2025)
	3		David Punch vs Florida (N) (11/27/2025)
	3		David Punch vs Michigan (11/14/2025)
TURNOVERS	6		Brock Harding vs Kansas City (11/19/2025)
	5		Brock Harding vs Wisconsin (N) (11/28/2025)
	5		Jayden Pierre vs New Orleans (11/03/2025)
FOULS	5		Micah Robinson vs Michigan (11/14/2025)
	4		Jayden Pierre vs Wisconsin (N) (11/28/2025)
	4		Jayden Pierre vs Florida (N) (11/27/2025)
	4		Xavier Edmonds vs Florida (N) (11/27/2025)
	4		Jayden Pierre vs Kansas City (11/19/2025)
	4		Xavier Edmonds vs Kansas City (11/19/2025)
	4		Xavier Edmonds vs Michigan (11/14/2025)
	4		Xavier Edmonds vs New Orleans (11/03/2025)

SEASON STATS

Game Records

Record	Overall	Home	Away	Neutral
ALL GAMES	5-2	3-2	0-0	2-0
CONFERENCE	0-0	0-0	0-0	0-0
NON-CONFERENCE	5-2	3-2	0-0	2-0

Score by Periods

Team	1st	2nd	OT	TOT
TCU	286	272	0	558
Opponents	253	208	0	461

Team Box Score

No.	Player				Total		3-Point		F-Throw		Rebounds											
		GP-GS	MIN	AVG	FG-FGA	FG%	3FG-3FGA	3FG%	FT-FTA	FT%	OFF	DEF	TOT	AVG	PF	DQ	A	TO	BLK	STL	PTS	AVG
15	PUNCH, David	7-7	203:01	29.0	36-62	.581	3-9	.333	14-20	.700	12	37	49	7.0	17	0	16	14	16	10	89	12.7
1	PIERRE, Jayden	7-7	185:03	26.4	31-66	.470	15-34	.441	5-6	.833	3	16	19	2.7	19	0	15	15	2	8	82	11.7
2	HARDING, Brock	7-7	233:17	33.3	26-66	.394	7-24	.292	11-16	.688	3	20	23	3.3	11	0	43	16	3	23	70	10.0
5	ROBINSON, Micah	7-0	166:17	23.8	16-49	.327	9-23	.391	28-39	.718	9	28	37	5.3	16	1	10	7	4	5	69	9.9
00	POSEY, Jace	6-0	105:48	17.6	18-38	.474	0-4	.000	18-26	.692	11	14	25	4.2	5	0	3	5	1	5	54	9.0
24	EDMONDS, Xavier	7-6	119:46	17.1	21-36	.583	0-3	.000	20-26	.769	15	10	25	3.6	23	0	8	8	5	6	62	8.9
3	LELEVICIUS, Liutauras	7-7	166:45	23.8	18-41	.439	11-31	.355	10-10	1.000	3	19	22	3.1	9	0	8	2	1	5	57	8.1
55	TOOLSON, Tanner	7-0	114:53	16.4	16-45	.356	6-21	.286	9-11	.818	9	1	10	1.4	6	0	4	3	2	3	47	6.7
7	EDWARDS, Kayden	4-0	25:23	6.3	4-14	.286	2-10	.200	1-2	.500	0	2	2	0.5	2	0	2	1	0	0	11	2.8
8	JONES, RJ	3-0	12:29	4.2	2-4	.500	2-3	.667	0-0	.000	0	0	0	0.0	2	0	1	0	0	0	6	2.0
23	SALATCHOUM, Vianney	5-0	43:41	8.7	4-8	.500	0-0	.000	0-1	.000	3	6	9	1.8	7	0	1	5	4	0	8	1.6
6	SIMMONS, Ashton	2-0	10:03	5.0	1-4	.250	1-3	.333	0-0	.000	0	2	2	1.0	2	0	1	2	0	0	3	1.5
33	STUART, Trey	2-0	02:21	1.2	0-0	.000	0-0	.000	0-0	.000	1	0	1	0.5	0	0	0	0	0	0	0	0.0
22	STEWART, Adam	2-0	02:21	1.2	0-0	.000	0-0	.000	0-0	.000	0	0	0	0.0	0	0	0	0	0	0	0	0.0
30	MCELROY, Drew	2-0	02:21	1.2	0-1	.000	0-1	.000	0-0	.000	0	0	0	0.0	0	0	0	0	0	0	0	0.0
32	DIALLO, Malick	1-1	06:30	6.5	0-0	.000	0-0	.000	0-0	.000	0	1	1	1.0	1	0	0	2	1	0	0	0.0
Team											14	11	25					4				
Total		7	1400		193-434	.445	56-166	.337	116-157	.739	83	167	250	35.7	120	1	112	84	39	65	558	79.7
Opponents		7	1400		159-402	.396	49-163	.301	94-121	.777	72	163	235	33.6	139	7	97	120	25	47	461	65.9

Team Statistics

	TCU	OPP
Scoring	558	461
Points per game	79.7	65.9
Scoring margin	+13.9	-
Field goals-att	193-434	159-402
Field goal pct	.445	.396
3 point fg-att	56-166	49-163
3-point FG pct	.337	.301
3-pt FG made per game	8.0	7.0
Free throws-att	116-157	94-121
Free throw pct	.739	.777
F-Throws made per game	16.6	13.4
Rebounds	250	235
Rebounds per game	35.7	33.6
Rebounding margin	+2.1	-
Assists	112	97
Assists per game	16.0	13.9
Turnovers	84	120
Turnovers per game	12.0	17.1
Turnover margin	+5.1	-
Assist/turnover ratio	1.3	0.8
Steals	65	47
Steals per game	9.3	6.7
Blocks	39	25
Blocks per game	5.6	3.6
Winning streak	3	-
Home win streak	1	-
Attendance	24650	0
Home games-Avg/Game	5-4930	0-0
Neutral site-Avg/Game	-	2-4982

Team Results

Date	Opponent		Score	Att.
11/03/2025	New Orleans	L	74-78	4741
11/06/2025	Saint Francis	W	104-63	4432
11/10/2025	Lamar University	W	78-65	4567
11/14/2025	Michigan	L	63-67	6426
11/19/2025	Kansas City	W	81-45	4484
11/27/2025	vs Florida	W	84-80	4955
11/28/2025	vs Wisconsin	W	74-63	5008