

Only Here

STANFORD MEN'S BASKETBALL

@STANFORDMBB #GOSTANFORD

CONTACT: Zach Reynolds | 541.419.0615 | zreynold@stanford.edu

2025-26 SCHEDULE

OCTOBER/NOVEMBER

30 (Thu)	Oregon (Exhibition)	W, 78-70	ACCNX
4 (Tue)	Portland State	W, 89-79	ACCNX
8 (Sat)	Montana	W, 91-68	ACCNX
12 (Wed)	Montana State	W, 77-68	ACCNX
18 (Tue)	Louisiana	W, 93-66	ACCNX
21 (Fri)	Seattle	L, 69-77	ACCNX
27 (Thu)	vs. Minnesota (1)	W, 72-68	CBSNN
28 (Fri)	vs. Saint Louis (1)	W, 78-77	TruTV

DECEMBER

1 (Mon)	Portland	W, 94-72	ACCNX
7 (Sun)	UNLV	L, 74-75	ACCNX
13 (Sat)	at San Jose State	W, 86-82	CBSNN
17 (Wed)	UT Arlington	W, 76-60	ACCNX
20 (Sat)	vs. Colorado (2)	W, 77-78	ESPNU
27 (Sat)	CSUN	W, 88-80	ACCNX
30 (Tue)	Notre Dame *	6 p.m.	ESPN2

JANUARY

2 (Fri)	Louisville *	5 p.m.	ACCN
7 (Wed)	at Virginia Tech *	4 p.m.	ACCN
10 (Sat)	at Virginia *	11:15 a.m.	CW
14 (Wed)	North Carolina *	6 p.m.	ACCN
17 (Sat)	Duke *	3 p.m.	ACCN
24 (Sat)	California *	5 p.m.	ACCN
28 (Wed)	at Miami *	6 p.m.	ACCN
31 (Sat)	at Florida State *	3 p.m.	ACCN

FEBRUARY

4 (Wed)	Clemson *	7 p.m.	ACCN
7 (Sat)	Georgia Tech *	5 p.m.	ESPNU
11 (Wed)	at Boston College *	6 p.m.	ESPNU
14 (Sat)	at Wake Forest *	1 p.m.	ACCN
21 (Sat)	at California *	3 p.m.	ACCN
25 (Wed)	Pittsburgh *	5 p.m.	ACCN
28 (Sat)	SMU *	3 p.m.	ACCN

MARCH

4 (Wed)	at Notre Dame *	6 p.m.	ESPNU
7 (Sat)	at NC State *	11:45 a.m.	CW

ACC contest \*

**Bold indicates home game**

(1) Acrisure Invitational at Palm Desert, Calif.

(2) Hall of Fame Series Phoenix, at Phoenix, Ariz.

All times listed PT

STANFORD

11-2, 0-0 ACC

VS.

NOTRE DAME

9-4, 0-0 ACC

SETTING THE SCENE

Stanford finished non-conference action at 11-2 and opens ACC action at home against Notre Dame on Tuesday, Dec. 30 at 6 p.m. The game will be broadcast on ESPN2.

THE STARTING FIVE

- Stanford is out to a 11-2 start, including wins over Colorado, Minnesota and Saint Louis at neutral sites, marking its best start since 2019-20. Stanford is outscoring its foes by 9.5 points per game this year.
- Stanford won the Acrisure Invitational in Palm Desert with wins over the Gophers and Billikens, with Benny Gealer's buzzer beater on Nov. 28 sending the Cardinal home victorious.
- Ebuka Okorie is tied for third in the country in scoring at 22.8 points per game and third among freshmen. He joins only Duke's Cameron Boozer and BYU's AJ Dybantsa as freshmen nationally north of 22 points per night. Chisom Okpara is averaging 15.4 points per night, which ranks 17th in the ACC.
- The Cardinal posted a successful first season under the leadership of Kyle Smith, winning the program's most games since 2014-15 (21) and matching a program record for wins on its home court (17). 2025-26 marks the program's second year in the ACC, after Stanford finished seventh in its maiden season. The Cardinal was postseason bound for the first time since 2018, appearing in the NIT.
- Maxime Raynaud graduated from Stanford in 2025 after posting one of the top seasons in program history, and the All-American was drafted by the Sacramento Kings in June. Raynaud, Spencer Jones and Ziaire Williams have each scored 20 or more in the NBA since Dec. 1, including career highs for Jones (28) and Raynaud (25). He is posting 14.3 points and 9.6 rebounds as a starter with Sacramento (eight games).

30, AGAIN

Ebuka Okorie led the Cardinal with 30 points, finishing 9-for-18 from the floor with four 3-pointers and eight free throws in an 88-80 victory over CSUN. Okorie, who broke Stanford's freshman scoring record with 32 points on Dec. 20 vs. Colorado, is the first Cardinal student-athlete with back-to-back 30-point outings since Landry Fields on Jan. 23 and 28 in 2010. Chisom Okpara tallied his fourth 20-point outing of the campaign, while Benny Gealer finished with 13 points and Ryan Agarwal ended with 10.

GAME INFORMATION

Date.....Dec. 30, 2025

Time .....6 p.m.

Venue .....Maples Pavilion

TV .....ESPN2

Talent .....Roxy Bernstein, Sean Farnham

Stanford Radio .....Cardinal Sports Network

.....GoStanford.com & Varsity Network / [Sirius XM 389](#)

Talent .....Troy Clardy, John Platz

All-Time Series.....Stanford trails, 0-4

Last Meeting .....L, 54-56 (March 5, 2025)

Streak.....L4

STARTING LINEUP (FROM LAST GAME)

No.	Player	Pos.	Ht.	Wt.	Yr.	PPG	RPG	APG
1	Ebuka Okorie	G	6-2	185	Fr.	22.8	3.5	2.9
4	AJ Rohosy	F	6-9	230	Gr.	9.4	6.0	0.7
5	Benny Gealer	G	6-1	185	Sr.	11.3	2.5	2.2
10	Chisom Okpara	F	6-8	240	Sr.	15.4	4.0	2.4
11	Ryan Agarwal	G	6-6	205	R-Jr.	6.8	4.7	0.8

OFF THE BENCH

0	Anthony Batson Jr.	G	6-3	195	So.	-	-	-
2	Donavin Young	F	6-8	220	So.	0.0	0.0	0.0
3	Tallis Toure	F/C	6-11	240	So.	0.0	1.0	0.0
6	Myles Jones	G	6-3	175	Fr.	-	-	-
12	Kristers Skrinda	F	6-10	230	Fr.	0.8	1.6	0.1
13	Ethan Kitch	G	6-2	185	So.	0.0	0.0	0.0
15	Oskar Giltay	F/C	6-10	235	Fr.	4.5	4.7	0.3
20	Cameron Grant	F	6-7	220	R-So.	2.2	1.4	0.4
24	Jaylen Thompson	F	6-7	210	R-So.	0.3	0.3	0.0
25	Jeremy Dent-Smith	G	6-1	200	Gr.	7.2	2.2	2.3
33	Evan Stinson	F	6-7	205	So.	1.8	0.5	0.3
52	Aidan Cammann	F/C	6-10	230	R-So.	6.0	4.1	1.5

1 • Stanford Men's Basketball • Game Fourteen • Notre Dame

OUTSTANDING OKORIE

As the calendar gets ready to flip to 2026, Ebuka Okorie has dazzled for the Cardinal with averages of 22.8 points, 3.5 rebounds, 2.9 assists and 1.7 steals per game. Okorie is tied for third nationally in scoring, and third among freshmen, joining Duke's Cameron Boozer and BYU's AJ Dybantsa as the only three freshmen nationally above 20 points per game, and second in the ACC, trailing only Boozer. Okorie became the first Stanford freshman with four-straight 20-point games since Brook Lopez from Feb. 15-24, 2007. He would be the first freshman to meet his averages in points, rebounds, assists and steals, along with Boozer, since Oklahoma's Trae Young and Howard's RJ Cole in 2017-18.

The 26 points in Okorie's debut marked the most for a Cardinal true freshman in program history against a Division I opponent - only Mark Pitchford had more, coming against Division II Cal Poly in 1977. He was the first freshman point guard to start the season opener since Tyrell Terry in 2019 and just the third freshman overall to start the opener since 2019, joining Ziaire Williams (2020) and Harrison Ingram (2021).

Okorie broke Stanford's freshman scoring record with 32 points against Colorado (Dec. 20), topping the mark previously held by Kanaan Carlyle, vs. Washington State on Jan. 18, 2024. His 18 made free throws in the game are the second most in a single game by any player in program history, trailing only the 19 by Reid Travis on Dec. 3, 2016 vs. Kansas. The 18 makes at the line are the second-most by any player in the country this season, while his 21 attempts are tied for first. Okorie ranks second in the country with 7.5 free throws per game, trailing only Auburn's Keyshawn Hall (7.6). Okorie is already tied for 15th with Tim Young in Stanford's freshman history with 83 made free throws this season.

ACRISURE INVITATIONAL CHAMPIONS

With wins over Minnesota and Saint Louis, Stanford captured its first multi-team event championship since the 2007 Basketball Travelers Classic, winning the Acrisure Invitational. The Cardinal opened with a win over Minnesota on Thanksgiving Day, 72-68, to reach the championship game. Ebuka Okorie led the way with 25 points, while Benny Gealer had 14 and Chisom Okpara 11. Chisom Okpara led four Cardinal players in double figure with 19 points against the Billikens, while Okorie had 17, Jeremy Dent-Smith 12 and AJ Rohosy 11. Trailing by two in the closing seconds, Okorie missed a free throw intentionally, which was rebounded by Rohosy, who found Gealer for the game-winner with 0.8 to play.

Gealer was honored as the tournament's Most Valuable Player. Ebuka Okorie ranked second in the field with 21.0 points per game, second with 4.0 assists per game and first in assist-to-turnover ratio at 8-to-1. Chisom Okpara was sixth with 15.0 points per game, while AJ Rohosy was first with 7.0 rebounds per game and Benny Gealer first with 2.0 steals per game. Rohosy and Okpara were two of three players to lead the bracket in offensive rebounds with 3.0 per night.

BY THE NUMBERS

1<sup>ST</sup>

RETURNING MINUTES  
(ACC)

3

PROGRAM RECORDS SET  
LAST SEASON (FT%, 3PM, TPG)

4

STRAIGHT POSTSEASONS  
FOR SMITH-COACHED TEAMS

17

PROGRAM-RECORD TYING  
WINS AT HOME IN 2024-25

STATISTICS 101

In addition to Ebuka Okorie leading the ACC in scoring, he also ranks seventh in steals (1.7), 10th in free throw percentage (.814), and sixth in minutes played (33.1). Okorie is one of two players nationally to meet his averages in points, rebounds, assists and steals per game. Chisom Okpara ranks 17th in the ACC in scoring (15.4), and Stanford joins North Carolina, Miami, Cal, SMU and Louisville in having two of the top-17 scorers in the ACC. Benny Gealer ranks eighth in the ACC with 2.5 made 3-pointers per game, doing so at a 46.5 percent clip, which is third-best in the ACC. Gealer also ranks fifth in the ACC with 1.8 steals per game and 12th nationally in free throw percentage, per KenPom. AJ Rohosy slots in 20th in the ACC with 6.0 rebounds while ranking in the top-155 nationally in offensive and defensive rebound percentage, while Oskar Giltay ranks 17th in the ACC with 1.1 blocks per game and 21st with 2.2 offensive rebounds per game.

The Cardinal ranks third in the ACC as a team in turnovers forced per game at 15.2 and sixth in turnover margin at plus-3.5, while ranking eighth in the country in offensive steal percentage (6.7%), per KenPom. Stanford also ranks first in the ACC in defensive rebounds percentage (76.4%, seventh nationally) and 22nd nationally in limiting opponent assists (43.8%). Additionally, it received its first votes in the AP poll (Nov. 10 and Nov. 17) since week two of 2020-21.

DROP YOUR BUFFS

Led by a dominant performance from freshman Ebuka Okorie, Stanford rolled to a 77-68 victory over Colorado in the Hall of Fame Series Phoenix at Mortgage Matchup Center. Okorie broke the Stanford freshman scoring record with a career-best 32 points, going 6-for-13 from the floor with a pair of threes and an 18-for-21 mark at the free throw line. Benny Gealer scored 13 points, including a trio of 3-pointers, while Chisom Okpara added 11 with five rebounds to help Stanford stay unbeaten away from home (4-0).

THE NET RESULT

Stanford enters the matchup with the Fighting Irish at No. 83 in the NET rankings (Dec. 28). The matchup is currently a quadrant three contest, as Notre Dame slots in at No. 80. 16 of Stanford's 31 regular season games are currently slated to be in quadrant one or two, including 10 in Q1. Stanford has one quadrant one victory so far, against Saint Louis in the Acrisure Invitational championship game.

- vs. Quad 1: 1-0 (Win over Saint Louis)
- vs. Quad 2: 1-0 (Win over Colorado)
- vs. Quad 3: 4-1 (Wins over Minnesota, UT Arlington, Montana State, San Jose State)
- vs. Quad 4: 5-1 (Wins over Portland State, Portland, Montana, CSUN, Louisiana)

IRISH VISIT THE FARM

Stanford and Notre Dame will play basketball's version of the historic rivalry for the fifth time, with Stanford looking for its first win in the series. The Irish's only previous visit to Maples came on Jan. 12, 1993 - a six-point Irish win. Notre Dame won the first ACC meeting, 56-54, in South Bend after the game-winning three with 18 seconds to play.

THE ROSTER							
No.	Player	Pos.	Ht.	Wt.	Yr.	Major	Hometown / Previous School
0	Anthony Batson, Jr.	G	6-3	195	So.	Undeclared	Scottsdale, Ariz. / Notre Dame Preparatory
1	Ebuka Okorie	G	6-2	185	Fr.	Undeclared	Nashua, N.H. / Brewster Academy
2	Donavin Young	F	6-8	220	So.	Undeclared	Pasco, Wash. / Link Academy (Mo.)
3	Tallis Toure	F/C	6-11	240	So.	Undeclared	Roseville, Calif. / West Park
4	AJ Rohosy	F	6-9	230	Gr.	Post-Baccalaureate	San Anselmo, Calif. / Claremont-Mudd-Scripps
5	Benny Gealer	G	6-1	185	Sr.	Economics	Palos Verdes Estates, Calif. / Rolling Hills Prep
6	Myles Jones	G	6-3	175	Fr.	Undeclared	Sacramento, Calif. / Modesto Christian
10	Chisom Okpara	F	6-8	240	Sr.	Sociology	Bronxville, N.Y. / Harvard
11	Ryan Agarwal	G	6-6	205	R-Jr.	Economics	Coppell, Texas / Coppell
12	Kristers Skrinda	F	6-10	230	Fr.	Undeclared	Riga, Latvia / Riga State Gymnasium No. 2
13	Ethan Kitch	G	6-2	185	So.	Undeclared	Palo Alto, Calif. / Gunn
15	Oskar Giltay	F/C	6-10	235	Fr.	Undeclared	Bilzen, Belgium / Topsportschool Antwerp
20	Cameron Grant	F	6-7	220	R-So.	Economics	Lakewood, Ohio / St. Edward
24	Jaylen Thompson	F	6-7	210	R-So.	Sci., Tech. & Society	Oakland, Calif. / Southern California Academy
25	Jeremy Dent-Smith	G	6-1	200	Gr.	Post-Baccalaureate	Hawthorne, Calif. / Cal State Dominguez Hills
33	Evan Stinson	F	6-7	205	So.	Undeclared	Cheney, Wash. / Cheney
52	Aidan Cammann	F/C	6-10	230	R-So.	Psychology	Andover, Mass. / Brewster Academy (N.H.)
PRONUNCIATION GUIDE							
EBUKA OKORIE		eh-BOO-kuh oh-CORE-ee		Tallis TOURE		too-RAY	
AJ ROHOSY		ro-HO-see		Benny GEALER		GHEE-ler	
CHISOM OKPARA		CHIZ-um ock-PAR-uh		Ryan AGARWAL		AG-are-wall	
Kristers SKRINDA		SCREEN-duh		Oskar GILTAY		HEEL-tay	
Aidan CAMMANN		CAM-min		Eric REVENO		REV-eh-no	

CLASS OF 2026 SIGNS

Stanford has signed a top-15 class nationally in the class of 2026, with all four prospects rated as four-star players: Aziz Olajuwon (G/F, 6-7, Houston, Texas), Isaiah Rogers (G, 6-3, Corona, Calif.), Elias Obenyah (G, 6-5, Ukiah, Calif.) and Julius Price (G, 6-2, Santa Maria, Calif.). The class ranks 13th nationally from ESPN and 14th from and 247 Sports.

Olajuwon, the son of former NBA star Hakeem Olajuwon, is ranked as high as No. 40 nationally from ESPN, while 247 Sports ranks Price at No. 87. Rodgers and Obenyah are consensus top-150 signings.

SHOOTERS SHOOT

Stanford has made nine or more 3-pointers in five of the last seven games, including 14 against Portland (Dec. 1) and 13 against Saint Louis (Nov. 28). The Cardinal's 14 against the Pilots gave it at least 13 threes in back-to-back games for the first time since at least 2004, and they were the most since making a program record 19 threes on Feb. 10, 2024 vs. USC. Stanford hit 11 in the first half against Portland, just one shy of the 12 from the USC game in 2024. Benny Gealer leads the way at 46.5 percent from beyond the arc, ranking third in the ACC and eighth in made 3-pointers per game.

Stanford had nine or more threes for the first time in four straight games (Nov. 28-Dec. 13) since Feb. 27-March 13, 2013. Stanford is shooting 39.8 percent from beyond the arc over the last seven games with four players shooting above 39 percent: Benny Gealer (17-for-36, 47.2%), Ryan Agarwal (12-for-28, 42.9%), Chisom Okpara (10-for-25, 40%) and Jeremy Dent-Smith (16-for-41, 39%). Over the same stretch, Stanford held its opponents to just 32.7 percent from beyond the arc on just 5.0 made triples per game.

HOME COURT ADVANTAGE

Stanford finished the 2024-25 regular season with the ACC's second-best home record, and it went 17-3 overall, including a 9-1 mark in the ACC. Duke went 10-0 in the ACC at home, while the Cardinal were one of three one-loss teams at home in conference play, along with Clemson and Louisville. Stanford outscored all opponents at home by 11.0 points per night in ACC play. The Cardinal matched its program record, along with the 2011-12 team, with 17 home wins, and it is 7-2 to open the season in 2025-26, outscoring opponents by 11.7 points at Maples.

LEVELING UP

Stanford's AJ Rohosy (Claremont-Mudd-Scripps, Division III) and Jeremy Dent-Smith (Cal State Dominguez Hills, Division II), have been revelations this season as graduate transfers. Rohosy - an All-American and Academic All-American last season at CMS - is averaging 9.4 points per game on 56.7 percent shooting with six games in double figures, while Dent-Smith - a two-time All-American at CSUDH - is averaging 7.2 points per game with five double-digit scoring performances.

BAY AREA BATTLE

Stanford remained unbeaten away from home with a road win at San Jose State, 86-82. Stanford has won seven consecutive Bay Area clashes, including a 5-0 run against rival California, and seven straight battles with the Spartans dating back to 1992. Chisom Okpara and AJ Rohosy scored 20 points apiece, while Rohosy joined Jeremy Dent-Smith (16) in setting or tying season-highs. Stanford was strong offensively, shooting 60.9 percent from the floor and 50 percent from beyond the three-point arc. The last time Stanford was over 60 percent in a game was Feb. 11, 2023 vs. Arizona, while the Cardinal has made at least nine threes in four consecutive games for the first time since Feb. 27-March 13, 2013. Additionally, Stanford limited San Jose State to just eight defensive rebounds, marking its lowest total for an opponent since Nov. 9, 2007 vs. Harvard (6).

NERDBALL IN ACTION

Kyle Smith doesn't just love analytics - the analytics love him back. Smith was ranked No. 7 on KenPom's list of the top 25 active coaches based on what they add to what is already captured by the model predictors. He was one of four coaches to rank in the top-15 on both sides of the ball.

KING RAYNAUD

Maxime Raynaud was the nation's premier center last season, averaging 20.1 points and 10.6 rebounds per game, ranking 14th and ninth nationally, while also ranking second in the country in double-doubles (25). His 21st double-double, coming against Boston College on Feb. 26, set a new Stanford single-season record, passing Adam Keefe (1991-92), while Raynaud was the only player in the country to average at least 20 points and 10 rebounds. He ranked first in the ACC in rebounding and second in scoring while setting a new Stanford single-season record with 371 rebounds, and he finished fourth all-time with 707 points in a season. Raynaud graduated as the third Stanford player to record at least 1,600 points and 900 rebounds in program history, joining Adam Keefe and Kim Belton. Raynaud was drafted in the second round of the 2025 NBA Draft by the Sacramento Kings, and he gave the Cardinal an NBA Draft selection for the fourth time in seven years, making Stanford one of four teams in the ACC to accomplish the feat, joining Duke, North Carolina and Florida State.

PRO CARD

Raynaud is one of five Stanford players in the NBA, and he joins Spencer Jones (Denver Nuggets) and Brook Lopez (LA Clippers) as players currently starting. Jones is averaging 8.4 points per game across 16 starts, while Lopez is at 7.1 points per game back on the west coast. Ziaire Williams is averaging 8.7 points per game with the Brooklyn Nets while Dwight Powell is at 2.7 points with the Dallas Mavericks. Raynaud leads the alumni with 10.3 points per game this season, and 14.8 points as a starter.

ACC STANDINGS

TEAM	CONFERENCE			OVERALL		
	W	L	PCT.	W	L	PCT.
.....California .....	0	0	0.000	12	1	923
.....North Carolina .....	0	0	0.000	12	1	923
.....Duke .....	0	0	0.000	11	1	917
.....Virginia .....	0	0	0.000	11	1	917
.....Virginia Tech .....	0	0	0.000	11	2	846
.....Miami .....	0	0	0.000	11	2	846
.....Stanford .....	0	0	0.000	11	2	833
.....Louisville .....	0	0	0.000	10	2	833
.....SMU .....	0	0	0.000	10	2	833
.....Clemson .....	0	0	0.000	10	3	769
.....NC State .....	0	0	0.000	9	4	692
.....Notre Dame .....	0	0	0.000	9	4	692
.....Syracuse .....	0	0	0.000	9	4	692
.....Wake Forest .....	0	0	0.000	9	4	692
.....Georgia Tech .....	0	0	0.000	8	4	667
.....Pittsburgh .....	0	0	0.000	7	6	538
.....Florida State .....	0	0	0.000	7	6	538
.....Boston College .....	0	0	0.000	6	6	500

\*Through Dec. 27

INSIDE THE SERIES - NOTRE DAME

Series History .....	Stanford trails, 0-4
Streak.....	L4
Last 5 Meetings.....	0-4
Last 10 Meetings.....	0-4
Under Kyle Smith .....	0-1
Kyle Smith vs. Micah Shrewsbury.....	0-1
Biggest Win .....	-
Biggest Loss .....	10, 1934-35
Most Points Scored.....	63, 1991-92
Most Points Allowed.....	67, 1992-93

QUICK FACTS

<b>Stanford University</b>	
Enrollment (undergraduate) .....	7,554
Enrollment (total).....	17,469
<b>Home Arena</b> ..... Maples Pavilion	
Opened / Capacity.....	1968 / 7,233
Record at Maples.....	608-248 (.709)
Conference Record at Maples.....	311-192 (.616)
<b>Anne and Tony Joseph Director of Men's Basketball</b> .....	
Alma Mater .....	Hamilton College '92
Record at Stanford .....	32-16 (2nd year)
Overall .....	290-209 (16th year)
<b>James C. Gaither Associate Men's Basketball Coach/General Manager..</b> Eric Reveno (2nd year, 11th total)	
<b>Oscar da Silva Associate Men's Basketball Coach.....</b> Jim Shaw (2nd year)	
<b>Assistant Coach.....</b> Wayne Hunter (2nd year)	
<b>Assistant Coach .....</b> Jeremy Harden (2nd year)	
<b>Assistant Coach.....</b> Brett MacConnell (1st year)	
<b>Special Assistant to HC ....</b> Amanda Leland (1st year)	
<b>Operations .....</b> Alex Yano (2nd year)	
<b>Assistant GM .....</b> Amir Bell (1st year)	
<b>Sports Performance ....</b> Michael Robinson (2nd year)	
<b>Athletic Trainer .....</b> Learie Jones (2nd year)	
<b>First Season .....</b> 1913-14 (111th season)	
<b>All-Time Record.....</b> 1,642-1,254 (.566)	
<b>NCAA Championships.....</b> 1 (1942)	
<b>NCAA Final Four .....</b> 2 (1942, 1998)	
<b>NCAA Appearances ..</b> 17 (1942, '89, '92, '95, '96, '97, '98, '99, '00, '01, '02, '03, '04, '05, '07, '08, '14)	
<b>NIT Championships .....</b> 3 (1991, 12, '15)	
<b>NIT Appearances .....</b> 10 (1988, '90, '91, '94, '06, '12, '13, '15, '18, '25)	
<b>Conference Championships .....</b> 7 (1920, '21 [PCC], 1963 [AAWU], 1999, '00, '01, '04 [Pac-12])	





# KYLE SMITH

ANNE AND TONY JOSEPH DIRECTOR OF MEN'S BASKETBALL  
SECOND SEASON AT STANFORD

Kyle Smith was announced as the Anne and Tony Joseph Director of Men's Basketball on March 25, 2024, and he begins his second season at Stanford in 2025-26.

In its first season in the ACC, and the first under Smith, the Cardinal finished the 2024-25 season at 21-14 overall, marking its most total victories since 2014-15 while matching a program record with 17 wins at Maples Pavilion. Stanford went 9-1 at home in the ACC, while Smith is just the second coach in program history to win 20 or more games in his first season. Additionally, the seven-win improvement year-to-year matches a program record for a first-year head coach. Smith saw numerous players have career-best seasons, led by All-American and ACC first team honoree and Scholar-Athlete of the Year, Maxime Raynaud.

Smith landed at The Farm following a successful five-year stint at Washington State, where he went 94-71 overall, including a 25-10 mark and second-place finish in the Pac-12 in 2023-24. Smith holds a 290-209 career record across 15-plus seasons as a head coach, including six seasons at Columbia and three at San Francisco. Additionally, he spent 18 years as an assistant coach with stretches at Saint Mary's (2001-10), Air Force (2000-01) and San Diego (1992-2000).

The 2024 John R. Wooden Pac-12 Coach of the Year, Smith led the Cougars to a No. 7 seed in the NCAA Tournament, advancing to the round of 32 with a victory over Drake in the opening round, while the postseason event was the seventh for Smith as a head coach and third with Washington State. The Cougars also reached the NIT semifinals in 2022 and earned a bid for a second consecutive season in 2023.

Smith was the first coach in Washington State history to post a .500 or better record in each of his first four seasons, doing so after taking over a program that was under .500 in each of the previous seven campaigns.

A talented coach known for expertise in analytics and player development, Smith's tutelage has included three NBA Draft selections in CJ Elleby (2020), Mouhamed Gueye (2023) and Jaylen Wells (2024), as well as Pac-12 Freshman of the Year Myles Rice (2024), while three Cougars earned All-Pac-12 recognition in 2024. Smith also coached San Francisco's Jamaree Bouyea, who made his NBA debut in 2023, and mentored a series of professional athletes as an assistant coach, including NBA players Matthew Dellavedova and Patty Mills at Saint Mary's.

Smith has also seen success on the recruiting trail, landing two top-60 classes, the highest for Washington State in over a decade. He signed a top-100 prospect to Pullman in the class of 2022, the first for the program since Klay Thompson in 2008.

Prior to Smith's tenure at Washington State, he led San Francisco to a 63-40 record, including 20 wins or more in each season and two postseason appearances. His three straight 20-win seasons marked just the fourth time in school history that a USF coach accomplished the feat and the first time in nearly 40 years. Smith produced seven All-WCC picks, paced by two-time All-WCC first team selection Frankie Ferrari.

Preceding his time in the Bay Area, he served as the head coach at Columbia where he put together a 101-82 overall mark, including a CIT Championship in his final season. Smith mentored 10 All-Ivy League selections over his six seasons at Columbia, led by Maodo Lo, a two-time first team honoree and the second-leading scorer in school history.

Smith played an integral role in building the Gaels' program into a perennial championship contender in the West Coast Conference under head coach Randy Bennett. In his nine seasons in Moraga, the Gaels made three NCAA Tournament (2005, '08, '10) appearances and earned one NIT bid (2009). Saint Mary's averaged 23 wins over Smith's last six seasons on the staff, including an 81-20 record over his final three seasons. The 2009-10 team finished with a 28-6 record, advanced to the Sweet 16 of the NCAA Championship and was ranked 19th nationally in the final ESPN/USA Today Coaches Poll.

During his one season at Air Force, Smith served as the Falcons' offensive and recruiting coordinator and took a lead role with player development and scouting. He was instrumental in the recruitment of 2003-04 Mountain West Conference Player of the Year Nick Welch along with all-conference players Antoine Hood and A.J. Kuhle.

Before joining the Falcons, Smith served eight seasons as an assistant coach at San Diego from 1992-2000 under Hank Egan and Brad Holland. During his time at San Diego, Smith helped lead the Toreros to their second-highest win total in school history (20 in 1999-2000) and as associate head coach, orchestrated a defense that allowed the lowest opponent scoring average (62.6) in the West Coast Conference (62.6 in 1999-2000).

Born in El Paso, Texas, Smith graduated in 1992 from Hamilton College with a degree in English literature. He also played basketball and helped lead the Continentals to a 26-1 record and the No. 1 ranking in the nation for NCAA Division III as a junior. He shot a school-record 51.3 percent from three-point range and helped Hamilton to an Eastern College Athletic Conference (ECAC) championship.

Smith earned a master's degree in educational leadership from the University of San Diego, where he began his coaching career.

Kyle and his wife, Katie, have three sons, Rocco, Bo, and Luke.

YEAR	SCHOOL	OVERALL	POSTSEASON
2010-11	Columbia	15-13	-
2011-12	Columbia	15-15	-
2012-13	Columbia	12-16	-
2013-14	Columbia	21-13	CIT Quarterfinals
2014-15	Columbia	13-15	-
2015-16	Columbia	25-10	CIT Champions
2016-17	San Francisco	20-13	CBI First Round
2017-18	San Francisco	22-17	CBI Runner-Up
2018-19	San Francisco	21-10	-
2019-20	Washington St.	16-16	Postseason Canceled
2020-21	Washington St.	14-13	-
2021-22	Washington St.	22-15	NIT Semifinals
2022-23	Washington St.	17-17	NIT First Round
2023-24	Washington St.	25-10	NCAA Round of 32
2024-25	Stanford	21-14	NIT Second Round
2025-26	Stanford	11-2	-
<b>Overall (16th season)</b>		<b>290-209</b>	<b>8 appearances</b>
<b>at Stanford</b>		<b>32-16</b>	<b>1 appearance</b>
<b>at Washington State</b>		<b>94-71</b>	<b>3 appearances</b>
<b>at San Francisco</b>		<b>63-40</b>	<b>2 appearances</b>
<b>at Columbia</b>		<b>101-82</b>	<b>2 appearances</b>



## STANFORD IN...

	2025-26	Smith Era
Overall.....	11-2	32-16
ACC.....	0-0	11-9
Non-Conference.....	11-2	18-5
Postseason.....	0-0	1-1
Home Games.....	7-2	24-5
On The Road.....	1-0	4-8
On Neutral Courts.....	3-0	4-3
vs. AP Ranked Opponents.....	0-0	0-4
vs. Coaches Ranked Opponents.....	0-0	0-4
When Leading At Halftime.....	7-2	24-7
When Trailing At Halftime.....	4-0	8-9
When Tied At Halftime.....	0-0	0-0
In Overtime.....	0-0	0-0
When Scoring Less Than 50 Points.....	0-0	0-1
When Scoring 50-59 Points.....	0-0	0-2
When Scoring 60-69 Points.....	0-1	1-5
When Scoring 70-79 Points.....	5-1	18-7
When Scoring 80+ Points.....	6-0	13-1
When Opponent Scores Less Than 50 Points.....	0-0	0-0
When Opponent Scores 50-59 Points.....	0-0	3-1
When Opponent Scores 60-69 Points.....	6-0	18-2
When Opponent Scores 70-79 Points.....	3-2	8-7
When Opponent Scores 80+ Points.....	2-0	3-6
When Shooting 50% or Better.....	2-0	9-0
When Shooting Under 50%.....	9-2	23-16
When Shooting 35% or Better From 3.....	6-0	20-2
When Shooting Under 35% From 3.....	5-2	12-14
When Shooting 75% or Better From FT Line.....	5-0	21-12
When Shooting Under 75% From FT Line.....	6-2	11-4
In Games Decided By 1-3 Points.....	1-1	4-4
In Games Decided By 4-9 Points.....	5-1	13-5
In Games Decided By 10-19 Points.....	2-0	7-4
In Games Decided By 20 Or More Points.....	3-0	8-3
When Outrebounding Opponent.....	10-1	25-5
When Being Outrebounded.....	1-1	7-11
When Rebounds are Even.....	0-0	0-0
When Stanford has More Assists.....	8-1	27-7
When Stanford has Fewer Assists.....	2-1	3-8
When Assists are Even.....	1-0	2-1
When Committing Less Than 10 Turnovers.....	4-0	13-4
When Committing 10-14 Turnovers.....	5-1	17-9
When Committing 15 or More Turnovers.....	2-1	2-3
When Stanford Wins Turnover Battle.....	10-1	23-5
When Stanford Loses Turnover Battle.....	1-1	6-9
When Turnovers are Even.....	0-0	3-2
In Morning Games.....	0-0	0-0
In Afternoon Games.....	3-1	12-5
In Night Games.....	8-1	20-11
On Monday.....	1-0	2-0
On Tuesday.....	2-0	6-1
On Wednesday.....	2-0	8-5
On Thursday.....	1-0	1-1
On Friday.....	1-1	2-1
On Saturday.....	4-0	12-6
On Sunday.....	0-1	1-2
November.....	6-1	12-3
December.....	5-1	8-2
January.....	0-0	6-3
February.....	0-0	3-4
March.....	0-0	3-4
When Wearing White.....	8-2	26-7
When Wearing Cardinal.....	1-0	2-4
When Wearing Black.....	2-0	4-5

## BY THE NUMBERS

<b>DOUBLE-DOUBLES</b>	2025-26	CAREER
AJ Rohosy	-	12*
Jeremy Dent-Smith	-	5*
<b>40+ POINT GAMES</b>	2025-26	CAREER
Jeremy Dent-Smith	-	1*
<b>30+ POINT GAMES</b>	2025-26	CAREER
Ebuka Okorie	2	2
Jeremy Dent-Smith	-	6*
AJ Rohosy	-	2*
<b>20+ POINT GAMES</b>	2025-26	CAREER
Ebuka Okorie	7	7
Chisom Okpara	4	13
AJ Rohosy	1	20*
Jeremy Dent-Smith	-	28*
Benny Gealer	-	1
<b>DOUBLE-DIGIT POINTS</b>	2025-26	CAREER
Chisom Okpara	11	54
Ebuka Okorie	11	11
Benny Gealer	9	22
AJ Rohosy	6	31*
Jeremy Dent-Smith	5	71*
Ryan Agarwal	4	15
Aidan Cammann	1	1
Cameron Grant	1	1
Oskar Giltay	1	1
Donavin Young	-	1
Evan Stinson	-	1
<b>DOUBLE-DIGIT REBOUNDS</b>	2025-26	CAREER
AJ Rohosy	-	13*
Jeremy Dent-Smith	-	6*
Ryan Agarwal	-	2
Chisom Okpara	-	1
<b>DOUBLE-DIGIT ASSISTS</b>	2025-26	CAREER
N/A	-	-
<b>LED STANFORD IN SCORING (includes ties)</b>	2025-26	CAREER
Ebuka Okorie	9	9
Chisom Okpara	3	3
Benny Gealer	1	2
Jeremy Dent-Smith	1	1
AJ Rohosy	1	1
Ryan Agarwal	-	1
<b>LED STANFORD IN REBOUNDING (includes ties)</b>	2025-26	CAREER
AJ Rohosy	5	5
Ryan Agarwal	4	8
Oskar Giltay	4	4
Aidan Cammann	2	4
Ebuka Okorie	2	2
Chisom Okpara	1	2
<b>LED STANFORD IN ASSISTS (includes ties)</b>	2025-26	CAREER
Ebuka Okorie	5	5
Jeremy Dent-Smith	5	5
Benny Gealer	4	15
Chisom Okpara	4	6
Cameron Grant	1	1
Ryan Agarwal	-	4
Aidan Cammann	-	1

\*Non-Division I before 2025-26

<b>COACHES CHALLENGES</b>	WON	LOST	STREAK
Kyle Smith	1	1	L1
Opponents	2	1	L1

## HIGHS &amp; LOWS

<b>2025-26 STANFORD TEAM HIGHS</b>	
Points	94, vs. Portland 12/1/25
FG made	36, vs. Montana 11/8/25
FG att.	79, vs. Montana 11/8/25
FG%	60.9, vs. San Jose State 12/13/25
3-pt. FG made	14, vs. Portland 12/1/25
3-pt. FG att.	33, vs. Portland 12/1/25
FT made	29, vs. Portland State 11/4/25
FT att.	41, vs. Colorado 12/20/25
Rebounds	46, vs. UNLV 12/7/25
Assists	17, vs. Saint Louis 11/28/25
Steals	14, twice
Blocks	6, vs. Montana 11/8/25
Fewest Turnovers	5, vs. Montana 11/8/25
Fewest Fouls	12, vs. Montana State 11/12/25
First Half pts.	51, vs. Portland 12/1/25
Second Half pts.	56, vs. Montana 11/8/25
<b>2025-26 STANFORD TEAM LOWS</b>	
Points	69, vs. Seattle 11/21/25
FG made	21, vs. Colorado 12/20/25
FG att.	46, vs. San Jose State 12/13/25
FG%	36.5, vs. Seattle 11/21/25
3-pt. FG made	5, twice
3-pt. FG att.	16, vs. UT Arlington 12/17/25
FT made	9, vs. Montana 11/8/25
FT att.	15, vs. Montana 11/8/25
Rebounds	31, vs. Portland 12/1/25
Assists	9, vs. Portland State 11/4/25
Steals	5, vs. San Jose State 12/13/25
Blocks	1, vs. UT Arlington 12/17/25
Most Turnovers	20, vs. San Jose State 12/13/25
Most Fouls	21, twice
First Half pts.	31, vs. Minnesota 11/27/25
Second Half pts.	28, vs. Seattle 11/21/25
<b>2025-26 OPPONENT TEAM HIGHS</b>	
Points	82, vs. San Jose State 12/13/25
FG made	29, vs. San Jose State 12/13/25
FG att.	64, vs. San Jose State 12/13/25
FG%	51.1, twice
3-pt. FG made	13, vs. Portland State 11/4/25
3-pt. FG att.	27, vs. Portland State 11/4/25
FT made	26, vs. Saint Louis 11/28/25
FT att.	30, vs. CSUN 12/27/25
Rebounds	37, vs. Montana 11/8/25
Assists	16, vs. Portland State 11/4/25
Steals	10, vs. UNLV 12/7/25
Blocks	10, vs. Seattle 11/21/25
Fewest Turnovers	8, vs. San Jose State 12/13/25
Fewest Fouls	12, vs. Montana 11/8/25
First Half pts.	47, vs. Saint Louis 11/28/25
Second Half pts.	49, vs. Portland State 11/4/25
<b>2025-26 OPPONENT TEAM LOWS</b>	
Points	60, vs. UT Arlington 12/17/25
FG made	18, vs. UT Arlington 12/17/25
FG att.	43, vs. UT Arlington 12/17/25
FG%	37.7, vs. Saint Louis 11/28/25
3-pt. FG made	2, vs. Louisiana 11/18/25
3-pt. FG att.	9, vs. Louisiana 11/18/25
FT made	7, vs. Montana State 11/12/25
FT att.	13, twice
Rebounds	19, vs. San Jose State 12/13/25
Assists	4, vs. Louisiana 11/18/25
Steals	1, vs. Minnesota 11/27/25
Blocks	0, twice
Most Turnovers	21, vs. Portland State 11/4/25
Most Fouls	30, vs. Portland State 11/4/25
First Half pts.	25, twice
Second Half pts.	30, vs. Saint Louis 11/28/25

Cardinal: High/Low mark (or tie) in Kyle Smith era (2024-pres.)

## THE LAST TIME - TEAM

### Scored 100 points

Stanford	100, vs. Arizona (12-31-23)
Opponent	106, at Duke (2-15-25)

### Scored less than 50 points

Stanford	48, at Louisville (3-8-25)
Opponent	46, vs. Oregon State (1-19-23)

### Scored less than 40 points

Stanford	39, at California (2-26-22)
Opponent	38, vs. Carroll College (12-27-15)

### Overtime game

Stanford win	vs. California (87-76 in 1OT on 3-13-24)
Stanford loss	vs. Arkansas (77-74 in 2OT on 11-22-23)

### Double Overtime game

Stanford win	vs. UCLA (107-99 in 2OT on 1-4-18)
Stanford loss	vs. Arkansas (77-74 in 2OT on 11-22-23)

### Three or More Overtimes

Stanford win	at Oregon State (103-101 in 4OT on 1-7-12)
Stanford loss	at Washington State (85-76 in 3OT on 2-20-21)

### 40-point win

Stanford	Stanford 85, Green Bay 40 (12-16-22)
Opponent	Oregon State 81, Stanford 38 (1-11-82)

### 50-point win

Stanford	Stanford 111, Harvard 56 (11-9-07)
Opponent	never

### 60 points in a half

Stanford	63 (1st half), vs. Harvard (11-9-07)
Opponent	63 (2nd half), vs. Cal Poly (11-30-24)

### Between 16-20 points in a half

Stanford	18 (1st half), at Louisville (3-8-25)
Opponent	19 (1st half), vs. Boston College (2-26-25)

### 15 points or less in a half

Stanford	12 (1st half), at California (2-26-22)
Opponent	15 (1st half), Washington State (2-28-19)

### 50 rebounds by a team

Stanford	53, vs. California (3-13-24)
Opponent	52, vs. Arkansas (11-22-23)

### 12 or more three-pointers in a game

Stanford	14, vs. Portland (12-1-25)
Opponent	13, vs. Portland State (11-4-25)

### 10 or more steals in a game

Stanford	14, vs. Colorado (12-20-25)
Opponent	10, vs. UNLV (12-7-25)

### 25 turnovers in a game

Stanford	28, vs. Portland State (11-26-17)
Opponent	27, vs. Green Bay (12-16-22)

### Five players scoring in double digits

Stanford	6, vs. Portland (12-1-25)
Opponent	5, vs. CSUN (12-27-25)

### More than five players scoring in double digits

Stanford	6, vs. Portland (12-1-25)
Opponent	6, vs. Washington State (3-14-24)

## THE LAST TIME - INDIVIDUAL

### Player recorded a double-double

Stanford	Maxime Raynaud (22 pts, 11 reb), vs. CSUN (3-18-25)
Opponent	Emmanuel Stephen (18 pts, 10 reb), vs. UNLV (12-7-25)

### Two players recorded a double-double

Stanford	Brandon Angel (19 pts/10 reb)/Maxime Raynaud (12 pts/17 reb), at Arizona State (2-1-24)
Opponent	Fardaws Aimaq (13 pts/10 reb)/Grant Newell (11 pts/10 reb), at California (1-26-24)

### Player recorded a triple-double

Stanford	Ziaire Williams (12 pts/12 reb/10 ast), vs. Washington (1-7-21)
Opponent	Deivon Smith (13 pts, 10 reb, 13 ast), at Utah (2-29-24)

### Game decided by buzzer-beater (no time remaining)

Stanford win	James Keefe, vs. Arizona State (3-9-22)
Stanford loss	Chucky Hepburn, vs. Louisville (3-13-25)

### Game-winning field goal under five seconds to play

Stanford win	Benny Gealer, vs. Saint Louis (11-28-25, 0.8 seconds remaining)
Stanford loss	Chucky Hepburn, vs. Louisville (3-13-25, no time remaining)

### 30 points

Stanford	Ebuka Okorie (30), vs. CSUN (12-27-25)
Opponent	Andrej Stojakovic (37), vs. California (3-12-25)

### 40 points

Stanford	Casey Jacobsen (41), vs. Oregon (2-7-02)
Opponent	Darius McGhee (41), vs. Liberty (12-23-21)

### Two players with 20 or more points

Stanford	Ebuka Okorie (30)/Chisom Okpara (20), vs. CSUN (12-27-25)
Opponent	Yaphet Moundi (26)/Colby Garland (20), vs. San Jose State (12-13-25)

### Three players with 20 or more points

Stanford	Anthony Brown (21)/Chasson Randle (21)/Stefan Nastic (20), vs. Arizona State (1-24-15)
Opponent	Isaiah Collier (26)/Boogie Ellis (22)/Kobe Johnson (21), at USC (1-6-24)

### No double-digit scorer

Stanford	vs. Arizona (1-20-22)
Opponent	vs. Carroll College (12-27-15)

### 12 field goals

Stanford	Maxime Raynaud (12), vs. Grand Canyon (11-26-24)
Opponent	Andrej Stojakovic (13), vs. California (3-12-25)

### 7 three-pointers

Stanford	Spencer Jones (8) vs. Washington (1-20-24)
Opponent	Courtney Ramey (8), vs. Arizona (2-11-23)

### 15 free throws

Stanford	Ebuka Okorie (18), vs. Colorado (12-20-25)
Opponent	Jared Cunningham (15), vs. Oregon State (3-9-11)

### 15 rebounds

Stanford	Maxime Raynaud (15), vs. Syracuse (1-25-25)
Opponent	Baye Ndongo (16), at Georgia Tech (2-12-25)

### 20 rebounds

Stanford	Michael Humphrey (20), at Oklahoma State (3-19-18)
Opponent	Andre Roberson (20), at Colorado (1-24-13)

### Three players with 10 or more rebounds

Stanford	Travis (12)/R. Allen (10)/Pickens (10), vs. Villanova (11-26-15)
Opponent	McCoy (12)/Bailey (11)/Johnson (10), vs. UCLA (1-17-98)

### 10 assists

Stanford	Jaylen Blakes (10), at Santa Clara (11-23-24)
Opponent	Boopie Miller (10), at SMU (2-1-25)

## RANKINGS REPORT - DEC. 28

AP	NR
USA TODAY COACHES	NR
NET	83
KENPOM	86
TORVIK	73
EVAN MIYA	85
KPI	34

## RECORD BY STARTING LINEUP

3-0	Okorie - Gealer - Agarwal - Okpara - Rohosy
2-0	Dent-Smith - Gealer - Agarwal - Okpara - Rohosy
6-2	Okorie - Gealer - Okpara - Rohosy - Cammann



#0 ANTHONY BATSON, JR.

SOPHOMORE | GUARD | 6-3 | 195 | UNDECLARED  
SCOTTSDALE, ARIZ. | NOTRE DAME PREPARATORY

Three things to know...

- 1: Consensus three-star signing in 2024, explosive combo guard with strong two-way potential
- 2: All-state first team honoree at Notre Dame Prep, averaged 22.1 points and 6.3 rebounds per game as a senior
- 3: Completed summer internship with QuinStreet in San Francisco

Career Accolades: N/A

Trending: Set to redshirt 2025-26 campaign.

BATSON’S CAREER HIGHS

Points..... 6, vs. Wake Forest 2/5/25  
FG ..... 1, four times  
FGA ..... 4, twice  
3FG ..... -  
3FGA..... 3, at Pittsburgh 1/4/25  
FT ..... 5, at Pittsburgh 1/4/25  
FTA ..... 6, at Pittsburgh 1/4/25  
Rebounds..... 3, vs. Miami 1/22/25  
Assists..... 1, five times  
Blocks..... 2, vs. Grand Canyon 11/26/24  
Steals..... 3, vs. Denver 11/4/24  
Minutes..... 19, vs. Wake Forest 2/5/25

BATSON’S SEASON HIGHS

Points ..... -  
FG ..... -  
FGA ..... -  
3FG ..... -  
3FGA..... -  
FT ..... -  
FTA ..... -  
Rebounds..... -  
Assists..... -  
Blocks..... -  
Steals..... -  
Minutes..... -

GAME BY GAME

CAREER STATS

				Field Goals		3-Point		F-Throws		Rebounds										Scoring	
SEASON	TEAM	GP-GS	MIN/AVG	FG-FGA	FG%	3FG-3FGA	3FG%	FT-FTA	FT%	OFF	DEF	TOT	AVG	PF-FO	A	TO	BLK	STL		PTS	AVG
2024-25	Stan	20-0	101/5.0	4-23	.174	0-13	.000	11-16	.688	3	6	9	0.5	21-1	5	9	4	10		19	1.0
TOTAL		20-0	101/5.0	4-23	.174	0-13	.000	11-16	.688	3	6	9	0.5	21-1	5	9	4	10		19	1.0





#1 EBUKA OKORIE

FRESHMAN | GUARD | 6-2 | 185 | UNDECLARED  
NASHUA, N.H. | BREWSTER ACADEMY

Three things to know...

- 1: 2024-25 Gatorade Player of the Year in New Hampshire
- 2: Played for nation’s second-ranked high school program at Brewster Academy, averaged 14.0 points, 4.0 rebounds, 3.0 assists and 2.0 steals per game on 54.5 percent shooting
- 3: Rated as a four-star recruit from On3

Career Accolades: N/A

**Trending:** Ranks third nationally with 22.8 points per game, third among freshmen and second in the ACC ... One of three freshmen nationally over 20 points per game, along with Duke's Cameron Boozer and BYU's AJ Dybantsa ... Broke Stanford freshman scoring record with 32 points against Colorado, ranks second in program history with 18 made free throws in a game ... Added 30 points against CSUN, first Stanford player with back-to-back 30-point games since Landry Fields (Jan. 23 & 28, 2010) ... Scored 26 points in opener vs. Portland State (Nov. 4), marking the most for a Cardinal true freshman in program history against a Division I opponent ... Ranks second nationally in free throws per game (7.5) ... Fourth Stanford freshman to start a season opener since 2019 (Tyrell Terry [2019], Ziaire Williams [2020], Harrison Ingram [2021]) ... Became the first Stanford freshman with four-straight 20-point games since Brook Lopez from Feb. 15-24, 2007 ... In the ACC, ranks seventh in steals (1.7), 10th in free throw percentage (.814) and sixth in minutes played per game (33.1) ... Ranked second in the Acrisure Invitational with 21.0 points per game ... Stanford is 7-0 when Okorie reaches 20 points.

OKORIE’S CAREER HIGHS

Points..... 32, vs. Colorado 12/20/25  
FG.....11, vs. Montana 11/8/25  
FGA..... 21, vs. Minnesota 11/27/25  
3FG..... 4, vs. CSUN 12/27/25  
3FGA..... 9, vs. CSUN 12/27/25  
FT ..... 18, vs. Colorado 12/20/25  
FTA ..... 21, vs. Colorado 12/20/25  
Rebounds..... 7, vs. Portland State 11/4/25  
Assists..... 6, vs. Saint Louis 11/28/25  
Blocks..... 1, three times  
Steals.....4, vs. Montana 11/8/25  
Minutes..... 38, vs. Minnesota 11/27/25

OKORIE’S SEASON HIGHS


Points..... 32, vs. Colorado 12/20/25  
FG.....11, vs. Montana 11/8/25  
FGA..... 21, vs. Minnesota 11/27/25  
3FG..... 4, vs. CSUN 12/27/25  
3FGA..... 9, vs. CSUN 12/27/25  
FT ..... 18, vs. Colorado 12/20/25  
FTA ..... 21, vs. Colorado 12/20/25  
Rebounds..... 7, vs. Portland State 11/4/25  
Assists..... 6, vs. Saint Louis 11/28/25  
Blocks..... 1, three times  
Steals.....4, vs. Montana 11/8/25  
Minutes..... 38, vs. Minnesota 11/27/25

GAME BY GAME

Opponent	Date	GS	MIN	Total		3-Pointers		Free throws		Rebounds				PF	A	TO	BLK	STL	PTS	AVG
				FG-FGA	PCT	3FG-3FGA	PCT	FT-FTA	PCT	OFF	DEF	TOT	AVG							
Portland St.	11/04/2025	*	32:34	9-17	.529	2-6	.333	6-6	1.000	1	6	7	7.0	3	2	2	0	2	26	26.0
Montana	11/08/2025	*	32:47	11-16	.688	2-5	.400	5-6	.833	0	4	4	5.5	0	2	0	0	4	29	27.5
Montana St.	11/12/2025	*	35:23	7-15	.467	1-3	.333	6-8	.750	0	2	2	4.3	2	3	2	0	3	21	25.3
Louisiana	11/18/2025	*	33:36	6-10	.600	3-5	.600	11-13	.846	1	1	2	3.8	0	5	1	0	0	26	25.5
Seattle U	11/21/2025	*	28:23	5-15	.333	0-5	.000	7-9	.778	1	4	5	4.0	3	2	0	1	2	17	23.8
vs Minnesota	11/27/2025	*	38:07	9-21	.429	2-7	.286	5-7	.714	2	2	4	4.0	2	2	1	1	1	25	24.0
vs Saint Louis	11/28/2025	*	35:22	3-14	.214	3-8	.375	8-10	.800	0	3	3	3.9	1	6	0	0	1	17	23.0
Portland	12/01/2025	*	25:28	4-9	.444	2-6	.333	0-0	.000	0	3	3	3.8	1	3	2	0	1	10	21.4
UNLV	12/07/2025	*	33:11	4-16	.250	1-6	.167	9-12	.750	2	3	5	3.9	3	3	2	1	2	18	21.0
vs Colorado	12/20/2025	*	32:03	6-13	.462	2-5	.400	18-21	.857	0	1	1	3.6	1	2	2	0	2	32	22.1
CSUN	12/27/2025	*	37:10	9-18	.500	4-9	.444	8-10	.800	1	2	3	3.5	0	2	3	0	1	30	22.8
Totals		11	364:04	73-164	.445	22-65	.338	83-102	.814	8	31	39	3.5	16	32	15	3	19	251	22.8

CAREER STATS

				Field Goals		3-Point		F-Throws		Rebounds									Scoring	
SEASON	TEAM	GP-GS	MIN/AVG	FG-FGA	FG%	3FG-3FGA	3FG%	FT-FTA	FT%	OFF	DEF	TOT	AVG	PF-FO	A	TO	BLK	STL	PTS	AVG
2025-26	Stan	11-11	364/33.1	73-164	.445	22-65	.338	83-102	.814	8	31	39	3.5	16-0	32	15	3	19	251	22.8
TOTAL		11-11	364/33.1	73-164	.445	22-65	.338	83-102	.814	8	31	39	3.5	16-0	32	15	3	19	251	22.8



#2 DONAVIN YOUNG

SOPHOMORE | FORWARD | 6-8 | 220 | UNDECLARED  
PASCO, WASH. | LINK ACADEMY (MO.)

Three things to know...

- 1: Started 16 games as a freshman, elite athlete at both forward positions
- 2: Candidate for Most Improved Player in the ACC as a sophomore, shot 54.5 percent from 3-point range as a freshman
- 3: Completed summer internship with QuinStreet in San Francisco

Career Accolades: ACC All-Academic Team (2025) ... ACC Honor Roll (2025).

Trending: In 2024-25, Stanford was 10-5 with Young in the starting lineup and 5-2 when he had at least four points ... Made season debut against CSUN (Dec. 27) after missing first 12 games (lower extremity injury).

YOUNG’S CAREER HIGHS

Points..... 10, at Duke 2/15/25  
FG .....4, at Duke 2/15/25  
FGA ..... 7, at Georgia Tech 2/12/25  
3FG .....3, at North Carolina 1/18/25  
3FGA.....4, at Georgia Tech 2/12/25  
FT .....3, at Georgia Tech 2/12/25  
FTA .....3, at Georgia Tech 2/12/25  
Rebounds..... 5, twice  
Assists.....1, twice  
Blocks.....3, at North Carolina 1/18/25  
Steals.....2, twice  
Minutes.....34, at North Carolina 1/18/25

YOUNG’S SEASON HIGHS

Points..... -  
FG ..... -  
FGA ..... -  
3FG ..... -  
3FGA..... -  
FT ..... -  
FTA ..... -  
Rebounds..... -  
Assists..... -  
Blocks..... -  
Steals..... -  
Minutes.....4, vs. CSUN 12/27/25

GAME BY GAME

Opponent	Date	GS	MIN	Total		3-Pointers		Free throws		Rebounds				PF	A	TO	BLK	STL	PTS	AVG
				FG-FGA	PCT	3FG-3FGA	PCT	FT-FTA	PCT	OFF	DEF	TOT	AVG							
CSUN	12/27/2025		04:12	0-0	.000	0-0	.000	0-0	.000	0	0	0	0.0	0	0	0	0	0	0	0.0
Totals		0	04:12	0-0	.000	0-0	.000	0-0	.000	0	0	0	0.0	0	0	0	0	0	0	0.0

CAREER STATS

				Field Goals		3-Point		F-Throws		Rebounds										Scoring	
SEASON	TEAM	GP-GS	MIN/AVG	FG-FGA	FG%	3FG-3FGA	3FG%	FT-FTA	FT%	OFF	DEF	TOT	AVG	PF-FO	A	TO	BLK	STL		PTS	AVG
2024-25	Stan	19-16	328/17.3	22-48	.458	12-22	.545	5-6	.833	20	28	48	2.5	32-0	2	8	8	10		61	3.2
2025-26	Stan	1-0	4/4.2	0-0	.000	0-0	.000	0-0	.000	0	0	0	0.0	0-0	0	0	0	0		0	0.0
TOTAL		20-16	332/16.6	22-48	.458	12-22	.545	5-6	.833	20	28	48	2.4	32-0	2	8	8	10		61	3.1



#3 TALLIS TOURE

SOPHOMORE | FORWARD/CENTER | 6-11 | 240 | UNDECLARED  
ROSEVILLE, CALIF. | WEST PARK

Three things to know...

- 1: Consensus three-star signing in 2024, works as a shot-blocking center with 3-point range
- 2: Averaged 18.7 points, 11.4 rebounds and 3.0 blocks per game as a senior at West Park, named All-Foothill League Most Valuable Player
- 3: Completed summer internship with QuinStreet in San Francisco

Career Accolades: N/A

Trending: N/A

TOURE’S CAREER HIGHS

Points..... 4, twice  
FG..... 1, four times  
FGA..... 2, twice  
3FG..... -  
3FGA..... 1, twice  
FT..... 3, at Duke 2/15/25  
FTA..... 4, at Duke 2/15/25  
Rebounds..... 3, at SMU 2/1/25  
Assists..... 2, at California 12/7/24  
Blocks..... 3, at California 12/7/24  
Steals..... 1, three times  
Minutes..... 11, at Pittsburgh 1/4/25

TOURE’S SEASON HIGHS

Points..... -  
FG..... -  
FGA..... 1, vs. Montana 11/8/25  
3FG..... -  
3FGA..... -  
FT..... -  
FTA..... -  
Rebounds..... 2, vs. Montana 11/8/25  
Assists..... -  
Blocks..... 1, vs. Montana 11/8/25  
Steals..... -  
Minutes..... 4, vs. Montana 11/8/25

GAME BY GAME

Opponent	Date	GS	MIN	Total		3-Pointers		Free throws		Rebounds				PF	A	TO	BLK	STL	PTS	AVG
				FG-FGA	PCT	3FG-3FGA	PCT	FT-FTA	PCT	OFF	DEF	TOT	AVG							
Portland St.	11/04/2025		03:00	0-0	.000	0-0	.000	0-0	.000	0	0	0	0.0	0	0	0	0	0	0	0.0
Montana	11/08/2025		03:51	0-1	.000	0-0	.000	0-0	.000	1	1	2	1.0	0	0	0	1	0	0	0.0
Totals		0	06:51	0-1	.000	0-0	.000	0-0	.000	1	1	2	1.0	0	0	0	1	0	0	0.0

CAREER STATS

				Field Goals		3-Point		F-Throws		Rebounds									Scoring	
SEASON	TEAM	GP-GS	MIN/AVG	FG-FGA	FG%	3FG-3FGA	3FG%	FT-FTA	FT%	OFF	DEF	TOT	AVG	PF-FO	A	TO	BLK	STL	PTS	AVG
2024-25	Stan	16-0	80/5.0	4-10	.400	0-2	.000	9-12	.750	5	4	9	0.6	19-1	3	9	4	3	17	1.1
2025-26	Stan	2-0	7/3.4	0-1	.000	0-0	.000	0-0	.000	1	1	2	1.0	0-0	0	0	1	0	0	0.0
TOTAL		18-0	87/4.8	4-11	.364	0-2	.000	9-12	.750	6	5	11	0.6	19-1	3	9	5	3	17	0.9





#4 AJ ROHOSY

GRADUATE STUDENT | FORWARD | 6-9 | 230 | POST-BACCALAUREATE  
SAN ANSELMO, CALIF. | MARIN CATHOLIC / CLAREMONT-MUDD-SCRIPPS

Three things to know...

- 1: Graduate transfer from Claremont-Mudd-Scripps, previously a walk-on at Washington State under Kyle Smith. Joins Jeremy Dent-Smith in giving Stanford a graduate transfer for the fourth-straight season
- 2: D3hoops All-America second team and CSC Academic All-America first team in 2024-25. Averaged a double-double last year at Claremont-Mudd-Scripps with 21.3 points and 10.5 rebounds per game while setting a new program record for field goal percentage in a season at 64.8 percent
- 3: Completed summer internship with Altamont Capital

**Career Accolades:** D3hoops All-America second team (2025) ... College Sports Communicators Academic All-America first team (2025) ... SCIAC Tournament Most Outstanding Player (2025) ... NABC and D3hoops All-Region selection (2025) ... All-SCIAC first team (2025) ... Two-time SCIAC Offensive Player of the Week (2025) ... Two-time D3 Team of the Week (2025).

**Trending:** Set a Division I high with 20 points in a win over San Jose State (Dec. 13) ... Ranks 20th in the ACC with 6.0 rebounds per game... One of a select group of current or former Division III transfers to match his scoring in Division I this season, and the only player from a major conference ... Led the Acrisure Invitational with 7.0 rebounds and 3.0 offensive rebounds per game.

ROHOSY’S CAREER HIGHS

Points.....36, vs. Redlands 1/15/25  
FG ..... 15, at Pomona-Pitzer 1/25/25  
FGA .....23, vs. Redlands 1/15/25  
3FG .....  
3FGA.....  
FT ..... 8, at Ramapo, 3/7/25  
FTA ..... 12, at Ramapo, 3/7/25  
Rebounds..... 20, twice  
Assists.....8, at Pomona-Pitzer 2/15/25  
Blocks.....4, twice  
Steals.....4, twice  
Minutes..... 43, at Pomona-Pitzer 2/15/25

ROHOSY’S SEASON HIGHS

Points.....20, at San Jose State 12/13/25  
FG .....8, at San Jose State 12/13/25  
FGA ..... 12, vs. Saint Louis 11/28/25  
3FG .....  
3FGA.....  
FT ..... 4, at San Jose State 12/13/25  
FTA ..... 9, vs. UT Arlington 12/17/25  
Rebounds.....9, vs. Saint Louis 11/28/25  
Assists.....2, three times  
Blocks.....2, twice  
Steals.....2, twice  
Minutes.....28, at San Jose State 12/13/25

GAME BY GAME

Opponent	Date	GS	MIN	Total		3-Pointers		Free throws		Rebounds				PF	A	TO	BLK	STL	PTS	AVG	
				FG-FA	PCT	3FG-3FA	PCT	FT-FTA	PCT	OFF	DEF	TOT	AVG								
Portland St.	11/04/2025	*	24:12	3-7	.429	0-0	.000	2-4	.500	2	4	6	6.0	2	0	2	1	0	8	8.0	
Montana	11/08/2025	*	25:09	6-10	.600	0-0	.000	0-4	.000	3	5	8	7.0	1	2	0	1	2	12	10.0	
Montana St.	11/12/2025	*	25:47	6-10	.600	0-0	.000	1-2	.500	0	7	7	7.0	3	1	0	2	0	13	11.0	
Louisiana	11/18/2025	*	09:15	2-4	.500	0-0	.000	1-5	.200	3	2	5	6.5	3	0	0	0	0	5	9.5	
Seattle U	11/21/2025	*	26:34	6-11	.545	0-0	.000	0-0	.000	2	2	4	6.0	2	0	1	0	2	12	10.0	
vs Minnesota	11/27/2025	*	19:50	4-4	1.000	0-0	.000	0-0	.000	1	4	5	5.8	3	1	1	2	0	8	9.7	
vs Saint Louis	11/28/2025	*	23:02	5-12	.417	0-0	.000	1-2	.500	5	4	9	6.3	4	2	0	0	0	11	9.9	
Portland	12/01/2025	*	17:52	4-9	.444	0-0	.000	0-0	.000	1	3	4	6.0	3	0	0	1	2	8	9.6	
UNLV	12/07/2025	*	17:01	3-8	.375	0-0	.000	0-3	.000	2	3	5	5.9	1	0	2	1	1	6	9.2	
at San Jose St.	12/13/2025	*	28:10	8-9	.889	0-0	.000	4-8	.500	4	4	8	6.1	2	2	2	1	0	20	10.3	
UT Arlington	12/17/2025	*	23:48	5-8	.625	0-0	.000	3-9	.333	1	6	7	6.2	3	1	0	1	0	13	10.5	
vs Colorado	12/20/2025	*	19:44	2-3	.667	0-0	.000	0-2	.000	2	3	5	6.1	4	0	0	0	1	4	10.0	
CSUN	12/27/2025	*	11:51	1-2	.500	0-0	.000	0-0	.000	1	4	5	6.0	4	0	4	0	0	2	9.4	
Totals			13	272:15	55-97	.567	0-0	.000	12-39	.308	27	51	78	6.0	35	9	12	10	8	122	9.4

CAREER STATS

				Field Goals		3-Point		F-Throws		Rebounds									Scoring	
SEASON	TEAM	GP-GS	MIN/AVG	FG-FGA	FG%	3FG-3FGA	3FG%	FT-FTA	FT%	OFF	DEF	TOT	AVG	PF-FO	A	TO	BLK	STL	PTS	AVG
2022-23	WSU	1-0	3/3.0	0-0	.000	0-0	.000	0-0	.000	0	0	0	0.0	0-0	0	1	1	0	0	0.0
2023-24	WSU	10-0	12/1.2	2-3	.667	0-0	.000	0-0	.000	0	4	4	0.4	1-0	3	0	0	0	4	0.4
2024-25	CMS	27-27	822/30.4	227-351	.647	0-0	.000	120-193	.622	123	163	286	10.6	69-2	57	53	27	37	574	21.3
2025-26	Stan	13-13	272/20.9	55-97	.567	0-0	.000	12-39	.308	27	51	78	6.0	35-0	9	12	10	8	122	9.4
TOTAL FOR Stan		13-13	272/20.9	55-97	.567	0-0	.000	12-39	.308	27	51	78	6.0	35-0	9	12	10	8	122	9.4
TOTAL		51-40	1109/21.7	284-451	.630	0-0	.000	132-232	.569	150	218	368	7.2	105-2	69	66	38	45	700	13.7



#5 BENNY GEALER

SENIOR | GUARD | 6-1 | 185 | ECONOMICS  
PALOS VERDES ESTATES, CALIF. | ROLLING HILLS PREP

Three things to know...

- 1: Former walk-on, earned a scholarship starting in 2023-24 (third year on scholarship)
- 2: Led Stanford with a 3.6:1 assist-to-turnover ratio in 2024-25, which led the ACC among players with at least 2.0 ast/game
- 3: Completed summer internship with Silicon Valley Commercial Real Estate

**Career Accolades:** Acrisure Invitational Most Valuable Player (Nov. 27-28, 2025) ... Two-time CSC Academic All-District (2024, 2025) ... ACC All-Academic Team (2025) ... NABC Honors Court (2025) ... Pac-12 Academic Honor Roll (2024) ... ACC Honor Roll (2025).

**Trending:** Ranks eighth in the ACC in threes per game (2.5), third in 3-point percentage (46.5%) and fifth in steals (1.8) ... Made six threes in a half vs. Cal State Fullerton (Nov. 8, 2024) - first Stanford player with six threes in a half since Spencer Jones accomplished the feat vs. Washington (Jan. 20, 2024) ... Career-high five steals against Cal Poly (Nov. 30, 2024), most in a single game for Stanford since Oscar da Silva had five against San Diego on Dec. 21, 2019 ... Has opened each of the last two seasons with three-straight games in double-figure scoring. Stanford is 17-5 in Gealer's career when he scores 10 or more ... Scored the game-winning 3-pointer with 0.8 seconds to go against Saint Louis to win the Acrisure Invitational (Nov. 28) ... 23-to-4 assist to turnover ratio (5.8:1) over last nine games (Nov. 21-Dec. 20) ... 12.8 points per game over last six outings, 14.3 over the past three.

GEALER’S CAREER HIGHS

Points..... 20, vs. Cal State Fullerton 11/8/24  
FG ..... 7, vs. Cal State Fullerton 11/8/24  
FGA..... 12, twice  
3FG ..... 6, vs. Cal State Fullerton 11/8/24  
3FGA..... 9, three times  
FT ..... 6, twice  
FTA ..... 6, three times  
Rebounds..... 6, vs. California 2/22/25  
Assists.....9, at Arizona 2/4/24  
Blocks.....1, three times  
Steals.....5, vs. Cal Poly 11/30/24  
Minutes..... 39, vs. UT Arlington 12/17/25

GEALER’S SEASON HIGHS

Points..... 17, vs. UT Arlington 12/17/25  
FG .....6, vs. Portland 12/1/25  
FGA.....12, vs. Minnesota 11/27/25  
3FG ..... 4, three times  
3FGA..... 9, twice  
FT ..... 7, vs. UT Arlington 12/17/25  
FTA ..... 7, vs. UT Arlington 12/17/25  
Rebounds..... 4, three times  
Assists.....5, twice  
Blocks.....1, vs. San Jose State 12/13/25  
Steals..... 4, vs. Minnesota 11/27/25  
Minutes..... 39, vs. UT Arlington 12/17/25

GAME BY GAME

Opponent	Date	GS	MIN	Total		3-Pointers		Free throws		Rebounds				PF	A	TO	BLK	STL	PTS	AVG
				FG-FGA	PCT	3FG-3FGA	PCT	FT-FTA	PCT	OFF	DEF	TOT	AVG							
Portland St.	11/04/2025	*	29:32	3-5	.600	1-2	.500	5-6	.833	1	2	3	3.0	3	2	2	0	3	12	12.0
Montana	11/08/2025	*	26:06	4-11	.364	3-9	.333	2-2	1.000	1	0	1	2.0	4	1	1	0	2	13	12.5
Montana St.	11/12/2025	*	32:06	5-8	.625	4-6	.667	2-2	1.000	0	4	4	2.7	0	2	0	0	0	16	13.7
Louisiana	11/18/2025	*	18:25	1-3	.333	1-3	.333	0-0	.000	0	1	1	2.3	3	1	2	0	1	3	11.0
Seattle U	11/21/2025	*	34:54	3-7	.429	3-6	.500	0-0	.000	0	3	3	2.4	1	2	0	0	2	9	10.6
vs Minnesota	11/27/2025	*	37:25	4-12	.333	4-9	.444	2-2	1.000	1	2	3	2.5	1	5	0	0	4	14	11.2
vs Saint Louis	11/28/2025	*	15:08	1-3	.333	1-2	.500	0-0	.000	0	0	0	2.1	3	2	0	0	0	3	10.0
Portland	12/01/2025	*	32:33	6-11	.545	3-6	.500	0-0	.000	0	1	1	2.0	0	3	0	0	2	15	10.6
UNLV	12/07/2025	*	23:21	3-8	.375	3-8	.375	2-2	1.000	0	4	4	2.2	1	1	1	0	0	11	10.7
at San Jose St.	12/13/2025	*	30:51	1-2	.500	1-2	.500	5-6	.833	1	2	3	2.3	4	1	1	1	1	8	10.4
UT Arlington	12/17/2025	*	38:57	4-11	.364	2-7	.286	7-7	1.000	0	3	3	2.4	1	2	1	0	3	17	11.0
vs Colorado	12/20/2025	*	33:30	3-7	.429	3-5	.600	4-4	1.000	2	2	4	2.5	3	2	1	0	3	13	11.2
CSUN	12/27/2025	*	35:23	4-6	.667	4-6	.667	1-1	1.000	0	2	2	2.5	2	5	0	0	2	13	11.3
Totals			13 388:11	42-94	.447	33-71	.465	30-32	.938	6	26	32	2.5	26	29	9	1	23	147	11.3

CAREER STATS

				Field Goals		3-Point		F-Throws		Rebounds										Scoring	
SEASON	TEAM	GP-GS	MIN/AVG	FG-FGA	FG%	3FG-3FGA	3FG%	FT-FTA	FT%	OFF	DEF	TOT	AVG	PF-FO	A	TO	BLK	STL	PTS	AVG	
2022-23	Stan	12-0	59/4.9	4-8	.500	3-7	.429	2-2	1.000	1	5	6	0.5	6-0	6	9	0	3	13	1.1	
2023-24	Stan	32-1	573/17.9	47-130	.362	26-78	.333	15-18	.833	6	45	51	1.6	57-1	73	27	1	20	135	4.2	
2024-25	Stan	32-7	652/20.4	58-170	.341	45-123	.366	32-36	.889	10	45	55	1.7	61-1	65	18	1	27	193	6.0	
2025-26	Stan	13-13	388/29.9	42-94	.447	33-71	.465	30-32	.938	6	26	32	2.5	26-0	29	9	1	23	147	11.3	
TOTAL		89-21	1673/18.8	151-402	.376	107-279	.384	79-88	.898	23	121	144	1.6	150-2	173	63	3	73	488	5.5	



#6 MYLES JONES

FRESHMAN | GUARD | 6-3 | 175 | UNDECLARED  
SACRAMENTO, CALIF. | MODESTO CHRISTIAN

Three things to know...

1: Stanford's first commit in 2026 class, reclassified to 2025

2: Three-star guard via 247Sports and On3, top-25 player in state of California for 2026 class per 247

3: Averaged 14.0 points, 4.5 rebounds and 3.7 assists per game as a junior for Modesto Christian

Career Accolades: N/A

Trending: Set to redshirt 2025-26 campaign.

JONES' CAREER HIGHS

Points.....	-
FG .....	-
FGA .....	-
3FG .....	-
3FGA .....	-
FT .....	-
FTA .....	-
Rebounds.....	-
Assists.....	-
Blocks.....	-
Steals.....	-
Minutes.....	-

JONES' SEASON HIGHS

Points.....	-
FG .....	-
FGA .....	-
3FG .....	-
3FGA .....	-
FT .....	-
FTA .....	-
Rebounds.....	-
Assists.....	-
Blocks.....	-
Steals.....	-
Minutes.....	-

GAME BY GAME

CAREER STATS





#10 CHISOM OKPARA

SENIOR | FORWARD | 6-8 | 240 | SOCIOLOGY  
BRONXVILLE, N.Y. | LA LUMIERE SCHOOL (IND.) / HARVARD

Three things to know...

- 1: Transfer from Harvard, enters second year in Stanford program in 2025-26. Ranked sixth in the Ivy League in scoring in 2023-24. Sister, Chidimma, also transferred to Stanford in women's tennis (2023-25, via Dartmouth)
- 2: One of top sixth men in the ACC last season, had 11 games in double figures off the Cardinal bench
- 3: Completed summer internship with Silicon Valley Commercial Real Estate

**Career Accolades:** CSC Academic All-District (2025) ... ACC All-Academic Team (2025) ... NABC Honors Court (2025) ... ACC Honor Roll (2025) ... Ivy League Player of the Week (Dec. 26, 2023) ... Four-time Ivy League Rookie of the Week (Nov. 14, 21, Dec. 26, 2022, Feb. 20, 2023) ... Blue Ribbon Preseason Ivy League Rookie of the Year (2022-23).

**Trending:** Ranks 17th in the ACC in scoring (15.4) and fifth in free throws (59) ... Stanford is 8-0 over Okpara's career when he reaches 15 points ... Stanford-high 22 points against Louisiana (Nov. 18), four games this season with at least 20 points, seven with at least 15 ... Ranked sixth with 15.0 points per game and first with 3.0 offensive rebounds per game at the Acrisure Invitational ... Reached 1,000 career points against San Jose State (Dec. 13) ... 10-for-25 (40%) from 3-point range over last seven games ... 17.0 points per game over last four contests ... Career-high 11 made free throws last time out vs. CSUN (Dec. 27).

OKPARA’S CAREER HIGHS

Points.....26, vs. Holy Cross 12/21/23

FG ..... 10, three times

FGA ..... 17, twice

3FG ..... 3, four times

3FGA..... 7, three times

FT .....11, vs. CSUN 12/27/25

FTA ..... 15, at Loyola Chicago 12/2/23

Rebounds..... 10, at Northeastern 11/16/22

Assists.....5, three times

Blocks.....3, at Massachusetts 11/17/23

Steals.....4, vs. Albany 1/2/24

Minutes.....39, vs. Penn 2/24/24

OKPARA’S SEASON HIGHS

Points..... 22, vs. Louisiana 11/18/25

FG ..... 7, twice

FGA ..... 15, vs. Minnesota 11/27/25

3FG ..... 3, at San Jose State 12/13/25

3FGA.....7, vs. Minnesota 11/27/25

FT .....11, vs. CSUN 12/27/25

FTA .....14, vs. CSUN 12/27/25

Rebounds.....6, vs. Saint Louis 11/28/25

Assists.....5, at San Jose State 12/13/25

Blocks.....1, three times

Steals.....2, five times

Minutes.....34, vs. Saint Louis 11/28/25

GAME BY GAME

Opponent	Date	GS	MIN	Total		3-Pointers		Free throws		Rebounds				PF	A	TO	BLK	STL	PTS	AVG	
				FG-FGA	PCT	3FG-3FGA	PCT	FT-FTA	PCT	OFF	DEF	TOT	AVG								
Portland St.	11/04/2025	*	29:18	7-11	.636	0-1	.000	7-8	.875	2	2	4	4.0	3	1	3	1	1	21	21.0	
Montana	11/08/2025	*	24:53	3-10	.300	0-1	.000	2-3	.667	4	1	5	4.5	4	2	1	0	2	8	14.5	
Montana St.	11/12/2025	*	30:57	5-9	.556	0-0	.000	5-7	.714	1	3	4	4.3	2	3	3	0	0	15	14.7	
Louisiana	11/18/2025	*	26:24	7-10	.700	1-3	.333	7-7	1.000	2	3	5	4.5	0	1	2	0	1	22	16.5	
Seattle U	11/21/2025	*	33:26	5-14	.357	1-3	.333	3-6	.500	3	1	4	4.4	2	3	5	0	2	14	16.0	
vs Minnesota	11/27/2025	*	29:10	4-15	.267	1-7	.143	2-2	1.000	3	1	4	4.3	3	2	3	0	2	11	15.2	
vs Saint Louis	11/28/2025	*	34:19	5-13	.385	2-3	.667	7-10	.700	3	3	6	4.6	0	3	4	0	1	19	15.7	
Portland	12/01/2025	*	26:40	4-8	.500	2-4	.500	4-6	.667	2	2	4	4.5	2	2	1	0	0	14	15.5	
UNLV	12/07/2025	*	28:55	2-7	.286	1-3	.333	3-4	.750	1	4	5	4.6	1	4	6	1	2	8	14.7	
at San Jose St.	12/13/2025	*	27:07	5-6	.833	3-3	1.000	7-9	.778	0	2	2	4.3	2	5	4	0	0	20	15.2	
UT Arlington	12/17/2025	*	32:41	5-9	.556	0-1	.000	7-8	.875	0	3	3	4.2	3	3	2	0	1	17	15.4	
vs Colorado	12/20/2025	*	27:48	3-12	.250	1-5	.200	4-10	.400	1	4	5	4.3	1	0	1	0	1	11	15.0	
CSUN	12/27/2025	*	28:23	4-11	.364	1-6	.167	11-14	.786	0	1	1	4.0	2	2	1	1	2	20	15.4	
Totals			13	380:01	59-135	.437	13-40	.325	69-94	.734	22	30	52	4.0	25	31	36	3	15	200	15.4

CAREER STATS

				Field Goals		3-Point		F-Throws		Rebounds										Scoring	
SEASON	TEAM	GP-GS	MIN/AVG	FG-FGA	FG%	3FG-3FGA	3FG%	FT-FTA	FT%	OFF	DEF	TOT	AVG	PF-FO	A	TO	BLK	STL		PTS	AVG
2022-23	HU	28-2	556/19.9	78-159	.491	13-40	.325	37-64	.578	37	73	110	3.9	70-1	30	52	8	11		206	7.4
2023-24	HU	26-24	794/30.5	147-307	.479	27-80	.338	109-162	.673	30	101	131	5.0	64-0	53	62	19	20		430	16.5
2024-25	Stan	35-5	571/16.3	81-161	.503	18-39	.462	49-71	.690	25	46	71	2.0	56-0	36	47	9	30		229	6.5
2025-26	Stan	13-13	380/29.2	59-135	.437	13-40	.325	69-94	.734	22	30	52	4.0	25-0	31	36	3	15		200	15.4
TOTAL FOR Stan		48-18	951/19.8	140-296	.473	31-79	.392	118-165	.715	47	76	123	2.6	81-0	67	83	12	45		429	8.9
TOTAL		102-44	2301/22.6	365-762	.479	71-199	.357	264-391	.675	114	250	364	3.6	215-1	150	197	39	76		1065	10.4



#11 RYAN AGARWAL

RS JUNIOR | GUARD | 6-6 | 205 | ECONOMICS  
COPPELL, TEXAS | COPPELL

Three things to know...

- 1: Enjoyed a breakout first year under Kyle Smith with career-best numbers across the board. Four-star wing by Rivals and ESPN in 2022, once rated as high as No. 84 nationally by Rivals
- 2: One of four known Division I college basketball players of Indian descent, along with Ishan Sharma (Saint Louis), Neel Beniwal (San Diego) and Tishan Ahir (UC Irvine), and the only player at the high major level
- 3: Completed summer internship with Altamont Capital
- Career Accolades: CSC Academic All-District (2025) ... ACC All-Academic Team (2025) ... NABC Honors Court (2025) ... Pac-12 Academic Honor Roll (2024) ... ACC Honor Roll (2025)

**Trending:** One of six major conference returners to match or exceed his per game averages in points (7.3), rebounds (4.9) and assists (2.1) while making at least 42 3-pointers in 2024-25 ... Season-high 13 points against UNLV (Dec. 7) ... 9.1 points, 5.4 rebounds per game over last seven outings on 48.1 percent shooting, 42.9 percent from 3-point range. Three consecutive games in double figures from Dec. 1-13 ... Stanford is 5-0 with Agarwal in the starting lineup.

AGARWAL’S CAREER HIGHS

Points.....15, vs. Northern Arizona 11/12/24  
FG ..... 6, at Wake Forest 1/15/25  
FGA..... 13, at San Jose State 12/13/25  
3FG .....4, vs. Northern Arizona 11/12/24  
3FGA.....8, vs. Merrimack 12/17/24  
FT ..... 4, twice  
FTA ..... 5, vs. Denver 11/4/24  
Rebounds..... 12, at Notre Dame 3/5/25  
Assists.....8, vs. NC State 2/8/25  
Blocks.....2, vs. Northern Arizona 11/12/24  
Steals.....3, vs. Colorado 12/20/25  
Minutes..... 36, at Santa Clara 11/23/24

AGARWAL’S SEASON HIGHS

Points..... 13, vs. UNLV 12/7/25  
FG ..... 5, twice  
FGA..... 13, at San Jose State 12/13/25  
3FG ..... 3, vs. UNLV 12/7/25  
3FGA..... 6, vs. UNLV 12/7/25  
FT ..... 4, vs. Louisiana 11/18/25  
FTA ..... 4, vs. Louisiana 11/18/25  
Rebounds.....9, at San Jose State 12/13/25  
Assists..... 3, at San Jose State 12/13/25  
Blocks.....1, twice  
Steals.....3, vs. Colorado 12/20/25  
Minutes.....34, at San Jose State 12/13/25

GAME BY GAME

Opponent	Date	GS	MIN	Total		3-Pointers		Free throws		Rebounds				PF	A	TO	BLK	STL	PTS	AVG		
				FG-FA	PCT	3FG-3FA	PCT	FT-FTA	PCT	OFF	DEF	TOT	AVG									
Portland St.	11/04/2025	*	17:00	0-5	.000	0-1	.000	2-2	1.000	2	2	4	4.0	0	0	2	0	0	2	2.0		
Montana St.	11/12/2025		09:27	0-2	.000	0-2	.000	2-2	1.000	0	2	2	3.0	1	0	1	0	0	2	2.0		
Louisiana	11/18/2025		15:21	1-3	.333	1-2	.500	4-4	1.000	0	7	7	4.3	1	0	1	0	0	7	3.7		
Seattle U	11/21/2025		14:04	1-4	.250	0-1	.000	0-0	.000	0	0	0	3.3	0	0	2	0	1	2	3.3		
vs Minnesota	11/27/2025		30:20	2-9	.222	1-5	.200	0-1	.000	0	5	5	3.6	2	1	0	0	1	5	3.6		
vs Saint Louis	11/28/2025		29:43	3-7	.429	2-5	.400	0-0	.000	0	4	4	3.7	3	1	1	1	1	8	4.3		
Portland	12/01/2025		25:22	4-7	.571	2-5	.400	0-0	.000	3	2	5	3.9	2	1	0	0	1	10	5.1		
UNLV	12/07/2025		27:28	5-8	.625	3-6	.500	0-0	.000	1	2	3	3.8	3	0	1	0	2	13	6.1		
at San Jose St.	12/13/2025	*	34:15	5-13	.385	1-4	.250	0-0	.000	3	6	9	4.3	1	3	3	0	0	11	6.7		
UT Arlington	12/17/2025	*	27:27	4-6	.667	1-2	.500	0-0	.000	0	4	4	4.3	2	1	3	0	0	9	6.9		
vs Colorado	12/20/2025	*	29:18	1-6	.167	1-3	.333	0-0	.000	1	4	5	4.4	1	2	1	0	3	3	6.5		
CSUN	12/27/2025	*	27:58	4-7	.571	2-3	.667	0-1	.000	2	6	8	4.7	3	1	2	1	2	10	6.8		
Totals			5	287:43		30-77	.390	14-39	.359	8-10	.800	12	44	56	4.7	19	10	17	2	11	82	6.8

CAREER STATS

				Field Goals		3-Point		F-Throws		Rebounds										Scoring	
SEASON	TEAM	GP-GS	MIN/AVG	FG-FGA	FG%	3FG-3FGA	3FG%	FT-FTA	FT%	OFF	DEF	TOT	AVG	PF-FO	A	TO	BLK	STL		PTS	AVG
2022-23	Stan	17-0	128/7.5	20-40	.500	16-35	.457	3-5	.600	0	10	10	0.6	9-0	3	8	0	4		59	3.5
2023-24	Stan	5-0	52/10.4	5-15	.333	1-11	.091	1-1	1.000	0	2	2	0.4	9-1	1	0	0	3		12	2.4
2024-25	Stan	35-29	947/27.1	94-252	.373	42-146	.288	27-33	.818	41	130	171	4.9	78-2	74	33	7	23		257	7.3
2025-26	Stan	12-5	288/24.0	30-77	.390	14-39	.359	8-10	.800	12	44	56	4.7	19-0	10	17	2	11		82	6.8
TOTAL		69-34	1415/20.5	149-384	.388	73-231	.316	39-49	.796	53	186	239	3.5	115-3	88	58	9	41		410	5.9



#12 KRISTERS SKRINDA

FRESHMAN | FORWARD | 6-10 | 230 | UNDECLARED  
RIGA, LATVIA | RIGA STATE GYMNASIUM NO. 2

Three things to know...

- 1: Starred for Latvia at FIBA U18 Eurobasket, leading the event in double-doubles and ranking 10th in scoring and second in rebounding
- 2: Four-star, top-100 prospect from On3 at the time of his signing
- 3: Attended the prestigious Riga State Gymnasium No. 2

Career Accolades: N/A

Trending: Seven points and four rebounds in Stanford debut vs. Montana (Nov. 8).

SKRINDA'S CAREER HIGHS

Points.....7, vs. Montana 11/8/25

FG .....3, vs. Montana 11/8/25

FGA.....4, vs. Montana 11/8/25

3FG .....1, vs. Montana 11/8/25

3FGA.....2, vs. Montana State 11/12/25

FT .....-

FTA .....-

Rebounds.....4, vs. Montana 11/8/25

Assists.....1, vs. Montana State 11/12/25

Blocks.....-

Steals.....1, vs. Minnesota 11/27/25

Minutes.....11, vs. Minnesota 11/27/25

SKRINDA'S SEASON HIGHS

Points.....7, vs. Montana 11/8/25

FG .....3, vs. Montana 11/8/25

FGA.....4, vs. Montana 11/8/25

3FG .....1, vs. Montana 11/8/25

3FGA.....2, vs. Montana State 11/12/25

FT .....-

FTA .....-

Rebounds.....4, vs. Montana 11/8/25

Assists.....1, vs. Montana State 11/12/25

Blocks.....-

Steals.....1, vs. Minnesota 11/27/25

Minutes.....11, vs. Minnesota 11/27/25

GAME BY GAME

Opponent	Date	GS	MIN	Total		3-Pointers		Free throws		Rebounds				PF	A	TO	BLK	STL	PTS	AVG
				FG-FGA	PCT	3FG-3FGA	PCT	FT-FTA	PCT	OFF	DEF	TOT	AVG							
Montana	11/08/2025		10:24	3-4	.750	1-1	1.000	0-0	.000	2	2	4	4.0	0	0	0	0	0	7	7.0
Montana St.	11/12/2025		09:16	0-3	.000	0-2	.000	0-0	.000	1	2	3	3.5	0	1	1	0	0	0	3.5
Louisiana	11/18/2025		05:43	0-0	.000	0-0	.000	0-0	.000	0	2	2	3.0	0	0	0	0	0	0	2.3
vs Minnesota	11/27/2025		10:39	0-0	.000	0-0	.000	0-0	.000	3	0	3	3.0	2	0	0	0	1	0	1.8
vs Saint Louis	11/28/2025		04:33	0-2	.000	0-1	.000	0-0	.000	0	0	0	2.4	0	0	0	0	0	0	1.4
Portland	12/01/2025		01:17	0-0	.000	0-0	.000	0-0	.000	0	0	0	2.0	0	0	0	0	0	0	1.2
UNLV	12/07/2025		05:47	0-0	.000	0-0	.000	0-0	.000	0	1	1	1.9	0	0	0	0	0	0	1.0
at San Jose St.	12/13/2025		02:41	0-0	.000	0-0	.000	0-0	.000	0	0	0	1.6	0	0	0	0	0	0	0.9
UT Arlington	12/17/2025		03:29	0-0	.000	0-0	.000	0-0	.000	0	1	1	1.6	0	0	0	0	0	0	0.8
Totals		0	53:49	3-9	.333	1-4	.250	0-0	.000	6	8	14	1.6	2	1	1	0	1	7	0.8

CAREER STATS

				Field Goals		3-Point		F-Throws		Rebounds									Scoring	
SEASON	TEAM	GP-GS	MIN/AVG	FG-FGA	FG%	3FG-3FGA	3FG%	FT-FTA	FT%	OFF	DEF	TOT	AVG	PF-FO	A	TO	BLK	STL	PTS	AVG
2025-26	Stan	9-0	54/6.0	3-9	.333	1-4	.250	0-0	.000	6	8	14	1.6	2-0	1	1	0	1	7	0.8
TOTAL		9-0	54/6.0	3-9	.333	1-4	.250	0-0	.000	6	8	14	1.6	2-0	1	1	0	1	7	0.8





#13 ETHAN KITCH

SOPHOMORE | GUARD | 6-2 | 185 | UNDECLARED  
PALO ALTO, CALIF. | GUNN

Three things to know...

1: Walk-on guard from nearby Gunn High School

2: Three-time All-SCVAL selection

3: All-Bay Area selection in 2024 at Gunn as a senior

Career Accolades: ACC Honor Roll (2025)

Trending: N/A

KITCH’S CAREER HIGHS

Points.....-

FG.....-

FGA.....-

3FG.....-

3FGA..... 1, vs. Louisiana 11/18/25

FT.....-

FTA.....-

Rebounds.....-

Assists.....-

Blocks.....-

Steals.....-

Minutes.....1, twice

KITCH’S SEASON HIGHS

Points.....-

FG.....-

FGA.....-

3FG.....-

3FGA..... 1, vs. Louisiana 11/18/25

FT.....-

FTA.....-

Rebounds.....-

Assists.....-

Blocks.....-

Steals.....-

Minutes.....1, twice

GAME BY GAME

Opponent	Date	GS	MIN	Total		3-Pointers		Free throws		Rebounds				PF	A	TO	BLK	STL	PTS	AVG
				FG-FGA	PCT	3FG-3FGA	PCT	FT-FTA	PCT	OFF	DEF	TOT	AVG							
Montana	11/08/2025		00:46	0-0	.000	0-0	.000	0-0	.000	0	0	0	0.0	0	0	0	0	0	0	0.0
Louisiana	11/18/2025		00:31	0-1	.000	0-1	.000	0-0	.000	0	0	0	0.0	0	0	0	0	0	0	0.0
Totals		0	01:17	0-1	.000	0-1	.000	0-0	.000	0	0	0	0.0	0	0	0	0	0	0	0.0

CAREER STATS

				Field Goals		3-Point		F-Throws		Rebounds				Scoring						
SEASON	TEAM	GP-GS	MIN/AVG	FG-FGA	FG%	3FG-3FGA	3FG%	FT-FTA	FT%	OFF	DEF	TOT	AVG	PF-FO	A	TO	BLK	STL	PTS	AVG
2025-26	Stan	2-0	1/0.6	0-1	.000	0-1	.000	0-0	.000	0	0	0	0.0	0-0	0	0	0	0	0	0.0
TOTAL		2-0	1/0.6	0-1	.000	0-1	.000	0-0	.000	0	0	0	0.0	0-0	0	0	0	0	0	0.0



#15 OSKAR GILTAY

FRESHMAN | FORWARD/CENTER | 6-10 | 235 | UNDECLARED  
BILZEN, BELGIUM | TOPSPORTSCHOOL ANTWERP

Three things to know...

- 1: Averaged 10.0 points and 6.4 rebounds for Belgium at FIBA U18 Eurobasket, leading the tournament with 3.1 blocks
- 2: Scored 6.9 points with 4.1 rebounds per game for Hubo Limburg United in 2024-25
- 3: BXNT Young Player of the Month for January of 2025

Career Accolades: N/A

**Trending:** Ranks 17th in the ACC in blocks per game (1.1), 21st in offensive rebounds per game (2.2) ... Career-highs of 15 points and eight rebounds against Portland (Dec. 1) ... One of 11 freshmen in the country averaging at least 1.1 blocks and 2.2 offensive rebounds per game, one of six in a major conference (four ACC) ... 8.0 points, 5.0 rebounds over past two games, 7.8 points, 6.2 rebounds per night over past six.

GILTAY’S CAREER HIGHS

Points.....15, vs. Portland 12/1/25

FG .....5, vs. Portland 12/1/25

FGA..... 6, vs. UNLV 12/7/25

3FG .....-

3FGA.....-

FT .....5, vs. Portland 12/1/25

FTA .....8, vs. Portland 12/1/25

Rebounds..... 14, vs. UNLV 12/7/25

Assists.....2, vs. CSUN 12/27/25

Blocks.....4, vs. Seattle 11/21/25

Steals.....3, vs. Portland 12/1/25

Minutes.....23, vs. UNLV 12/7/25

GILTAY’S SEASON HIGHS

Points.....15, vs. Portland 12/1/25

FG .....5, vs. Portland 12/1/25

FGA..... 6, vs. UNLV 12/7/25

3FG .....-

3FGA.....-

FT .....5, vs. Portland 12/1/25

FTA .....8, vs. Portland 12/1/25

Rebounds..... 14, vs. UNLV 12/7/25

Assists.....2, vs. CSUN 12/27/25

Blocks.....4, vs. Seattle 11/21/25

Steals.....3, vs. Portland 12/1/25

Minutes.....23, vs. UNLV 12/7/25

GAME BY GAME

Opponent	Date	GS	MIN	Total		3-Pointers		Free throws		Rebounds				PF	A	TO	BLK	STL	PTS	AVG
				FG-FGA	PCT	3FG-3FGA	PCT	FT-FTA	PCT	OFF	DEF	TOT	AVG							
Portland St.	11/04/2025		04:27	1-1	1.000	0-0	.000	1-2	.500	1	2	3	3.0	0	0	1	0	0	3	3.0
Montana St.	11/12/2025		03:50	0-0	.000	0-0	.000	0-0	.000	1	1	2	2.5	0	0	0	2	0	0	1.5
Louisiana	11/18/2025		08:24	1-1	1.000	0-0	.000	0-0	.000	1	1	2	2.3	1	0	1	2	0	2	1.7
Seattle U	11/21/2025		09:45	0-1	.000	0-0	.000	2-2	1.000	2	3	5	3.0	2	0	0	4	0	2	1.8
vs Minnesota	11/27/2025		01:53	0-0	.000	0-0	.000	0-0	.000	0	0	0	2.4	1	0	0	0	0	0	1.4
vs Saint Louis	11/28/2025		13:57	0-0	.000	0-0	.000	0-0	.000	1	6	7	3.2	4	1	0	1	0	0	1.2
Portland	12/01/2025		21:05	5-5	1.000	0-0	.000	5-8	.625	5	3	8	3.9	3	0	0	0	3	15	3.1
UNLV	12/07/2025		22:59	4-6	.667	0-0	.000	1-4	.250	9	5	14	5.1	4	0	0	2	2	9	3.9
at San Jose St.	12/13/2025		10:22	1-1	1.000	0-0	.000	3-4	.750	1	1	2	4.8	1	0	2	0	0	5	4.0
UT Arlington	12/17/2025		08:21	0-2	.000	0-0	.000	2-2	1.000	1	2	3	4.6	2	0	1	0	0	2	3.8
vs Colorado	12/20/2025		18:02	4-4	1.000	0-0	.000	0-0	.000	3	2	5	4.6	3	1	1	2	1	8	4.2
CSUN	12/27/2025		18:48	3-4	.750	0-0	.000	2-4	.500	1	4	5	4.7	3	2	2	0	1	8	4.5
Totals			0 141:54	19-25	.760	0-0	.000	16-26	.615	26	30	56	4.7	24	4	8	13	7	54	4.5

CAREER STATS

				Field Goals		3-Point		F-Throws		Rebounds				Scoring						
SEASON	TEAM	GP-GS	MIN/AVG	FG-FGA	FG%	3FG-3FGA	3FG%	FT-FTA	FT%	OFF	DEF	TOT	AVG	PF-FO	A	TO	BLK	STL	PTS	AVG
2025-26	Stan	12-0	142/11.8	19-25	.760	0-0	.000	16-26	.615	26	30	56	4.7	24-0	4	8	13	7	54	4.5
TOTAL		12-0	142/11.8	19-25	.760	0-0	.000	16-26	.615	26	30	56	4.7	24-0	4	8	13	7	54	4.5



#20 CAMERON GRANT

RS SOPHOMORE | FORWARD | 6-7 | 220 | ECONOMICS  
LAKEWOOD, OHIO | ST. EDWARD

Three things to know...

1: Terrific shooter off the wing

2: Preferred walk-on, redshirted freshman season

3: Son of former Cleveland Cavaliers general manager Chris Grant (2011-14)

Career Accolades: ACC Honor Roll (2025).

Trending: Career-high 15 points vs. Louisiana (Nov. 18), including five made 3-pointers.

GRANT’S CAREER HIGHS

Points..... 15, vs. Louisiana 11/18/25

FG ..... 5, vs. Louisiana 11/18/25

FGA ..... 11, vs. Louisiana 11/18/25

3FG ..... 5, vs. Louisiana 11/18/25

3FGA..... 11, vs. Louisiana 11/18/25

FT ..... -

FTA ..... -

Rebounds..... 6, at SMU 2/1/25

Assists.....3, twice

Blocks..... 2, vs. Montana 11/8/25

Steals.....1, twice

Minutes.....25, at SMU 2/1/25

GRANT’S SEASON HIGHS

Points..... 15, vs. Louisiana 11/18/25

FG ..... 5, vs. Louisiana 11/18/25

FGA ..... 11, vs. Louisiana 11/18/25

3FG ..... 5, vs. Louisiana 11/18/25

3FGA..... 11, vs. Louisiana 11/18/25

FT ..... -

FTA ..... -

Rebounds.....5, vs. Montana 11/8/25

Assists.....3, vs. Portland 12/1/25

Blocks..... 2, vs. Montana 11/8/25

Steals..... -


Minutes..... 22, vs. Montana 11/8/25

GAME BY GAME

Opponent	Date	GS	MIN	Total		3-Pointers		Free throws		Rebounds				PF	A	TO	BLK	STL	PTS	AVG
				FG-FGA	PCT	3FG-3FGA	PCT	FT-FTA	PCT	OFF	DEF	TOT	AVG							
Portland St.	11/04/2025		13:32	0-2	.000	0-2	.000	0-0	.000	0	0	0	0.0	1	1	0	0	0	0	0.0
Montana	11/08/2025		21:38	2-5	.400	1-4	.250	0-0	.000	3	2	5	2.5	1	0	0	2	0	5	2.5
Montana St.	11/12/2025		07:26	0-3	.000	0-3	.000	0-0	.000	0	1	1	2.0	1	0	0	0	0	0	1.7
Louisiana	11/18/2025		20:07	5-11	.455	5-11	.455	0-0	.000	0	3	3	2.3	1	0	0	0	0	15	5.0
Seattle U	11/21/2025		08:50	0-2	.000	0-2	.000	0-0	.000	0	1	1	2.0	2	0	1	0	0	0	4.0
vs Minnesota	11/27/2025		02:19	0-0	.000	0-0	.000	0-0	.000	0	0	0	1.7	0	0	0	0	0	0	3.3
vs Saint Louis	11/28/2025		03:32	0-0	.000	0-0	.000	0-0	.000	0	0	0	1.4	1	0	0	0	0	0	2.9
Portland	12/01/2025		08:26	0-2	.000	0-2	.000	0-0	.000	1	1	2	1.5	2	3	1	0	0	0	2.5
at San Jose St.	12/13/2025		01:51	0-0	.000	0-0	.000	0-0	.000	0	1	1	1.4	0	0	0	0	0	0	2.2
Totals		0	87:41	7-25	.280	6-24	.250	0-0	.000	4	9	13	1.4	9	4	2	2	0	20	2.2

CAREER STATS

				Field Goals		3-Point		F-Throws		Rebounds				Scoring						
SEASON	TEAM	GP-GS	MIN/AVG	FG-FGA	FG%	3FG-3FGA	3FG%	FT-FTA	FT%	OFF	DEF	TOT	AVG	PF-FO	A	TO	BLK	STL	PTS	AVG
2024-25	Stan	10-0	49/4.9	7-14	.500	4-11	.364	0-0	.000	8	5	13	1.3	5-0	4	0	0	2	18	1.8
2025-26	Stan	9-0	88/9.7	7-25	.280	6-24	.250	0-0	.000	4	9	13	1.4	9-0	4	2	2	0	20	2.2
TOTAL		19-0	137/7.2	14-39	.359	10-35	.286	0-0	.000	12	14	26	1.4	14-0	8	2	2	2	38	2.0



#24 JAYLEN THOMPSON

RS SOPHOMORE | FORWARD | 6-7 | 210 | SCIENCE, TECHNOLOGY & SOCIETY  
OAKLAND, CALIF. | SOUTHERN CALIFORNIA ACADEMY

Three things to know...

- 1: Consensus four-star recruit in 2022, rated as high as No. 67 by 247Sports
- 2: Appeared in 20 games off the Cardinal bench with two starts in 2024-25, elite athlete who can guard multiple positions
- 3: Completed summer internship with Silicon Valley Commercial Real Estate

Career Accolades: ACC All-Academic Team (2025)

Trending: Season-high 14 minutes played last time out vs. UT Arlington (Dec. 17), career-high two steals.

THOMPSON’S CAREER HIGHS

Points..... 7, vs. Wake Forest 2/5/25  
FG ..... 3, vs. Wake Forest 2/5/25  
FGA ..... 5, three times  
3FG ..... 1, three times  
3FGA ..... 4, at Notre Dame 3/5/25  
FT ..... 2, three times  
FTA ..... 2, four times  
Rebounds..... 7, at SMU 2/1/25  
Assists..... 1, vs. Norfolk State 11/20/24  
Blocks.....1, four times  
Steals.....2, vs. UT Arlington 12/17/25  
Minutes.....21, at SMU 2/1/25

THOMPSON’S SEASON HIGHS

Points..... 2, vs. UT Arlington 12/17/25  
FG ..... 1, vs. UT Arlington 12/17/25  
FGA ..... 2, twice  
3FG ..... -  
3FGA ..... 2, twice  
FT ..... -  
FTA ..... -  
Rebounds..... 2, vs. UT Arlington 12/17/25  
Assists..... -  
Blocks..... -  
Steals.....2, vs. UT Arlington 12/17/25  
Minutes..... 14, vs. UT Arlington 12/17/25

GAME BY GAME

Opponent	Date	GS	MIN	Total		3-Pointers		Free throws		Rebounds				PF	A	TO	BLK	STL	PTS	AVG
				FG-FGA	PCT	3FG-3FGA	PCT	FT-FTA	PCT	OFF	DEF	TOT	AVG							
Montana	11/08/2025		01:25	0-1	.000	0-0	.000	0-0	.000	0	0	0	0.0	0	0	0	0	0	0	0.0
Louisiana	11/18/2025		02:16	0-0	.000	0-0	.000	0-0	.000	0	0	0	0.0	0	0	0	0	0	0	0.0
Portland	12/01/2025		01:17	0-0	.000	0-0	.000	0-0	.000	0	0	0	0.0	0	0	0	0	0	0	0.0
at San Jose St.	12/13/2025		07:49	0-0	.000	0-0	.000	0-0	.000	0	0	0	0.0	1	0	0	0	1	0	0.0
UT Arlington	12/17/2025		14:02	1-2	.500	0-0	.000	0-0	.000	1	1	2	0.4	1	0	0	0	2	2	0.4
vs Colorado	12/20/2025		05:53	0-0	.000	0-0	.000	0-0	.000	0	0	0	0.3	3	0	0	0	0	0	0.3
CSUN	12/27/2025		02:13	0-2	.000	0-2	.000	0-0	.000	0	0	0	0.3	1	0	0	0	0	0	0.3
Totals		0	34:55	1-5	.200	0-2	.000	0-0	.000	1	1	2	0.3	6	0	0	0	3	2	0.3

CAREER STATS

				Field Goals		3-Point		F-Throws		Rebounds				Scoring						
SEASON	TEAM	GP-GS	MIN/AVG	FG-FGA	FG%	3FG-3FGA	3FG%	FT-FTA	FT%	OFF	DEF	TOT	AVG	PF-FO	A	TO	BLK	STL	PTS	AVG
2023-24	Stan	5-0	8/1.6	2-2	1.000	1-1	1.000	0-0	.000	0	0	0	0.0	3-0	0	0	0	0	5	1.0
2024-25	Stan	20-2	116/5.8	9-28	.321	2-11	.182	8-10	.800	15	6	21	1.1	9-0	1	3	4	3	28	1.4
2025-26	Stan	7-0	35/5.0	1-5	.200	0-2	.000	0-0	.000	1	1	2	0.3	6-0	0	0	0	3	2	0.3
TOTAL		32-2	159/5.0	12-35	.343	3-14	.214	8-10	.800	16	7	23	0.7	18-0	1	3	4	6	35	1.1





#25 JEREMY DENT-SMITH

GRADUATE STUDENT | GUARD | 6-1 | 200 | POST-BACCALAUREATE  
HAWTHORNE, CALIF. | SERRA / CAL STATE DOMINGUEZ HILLS

Three things to know...

- 1: Two-time NABC All-American at Cal State Dominguez Hills. Led CSU-DH to the Division II National Championship game in 2025 and a runner-up finish
- 2: CSU-DH single-season record holder with 710 points, fifth-leading scorer in program history with 1,402 points
- 3: Gives Stanford a graduate transfer for the fourth straight year, along with AJ Rohosy

**Career Accolades:** Two-time NABC All-America first team (2024, 2025) ... Two-time NABC All-West Region first team (2024, 2025) ... California Collegiate Athletic Association Player of the Year (2024) ... Two-time All-California Collegiate Athletic Association first team (2024, 2025) ... Seven-time FloCollege/CCAA Player of the Week ... D2CIDA National Player of the Week (Jan. 31, 2024)

**Trending:** Ranked 14th nationally in Division II in 2024-25 in total points (685) and fourth in field goal attempts (522) ... Scored 14 points with three made 3-pointers in the opener against Portland State (Nov. 4) ... Scored 12 points in a win over Saint Louis (Nov. 28), making four threes in the second half ... Made Stanford and Division I-highs of 16 points against Portland (Dec. 1) and San Jose State (Dec. 13) ... 12.6 points per game, 16-for-37 from 3-point range (43.2%) over the five game stretch from Nov. 28-Dec. 17.

DENT-SMITH’S CAREER HIGHS

Points..... 41, at Cal Poly Pomona 1/25/24  
FG ..... 12, at Cal Poly Pomona 1/25/24  
FGA ..... 26, at Cal Poly Humboldt 1/25/25  
3FG ..... 9, at Cal Poly Pomona 1/25/24  
3FGA..... 13, at Cal Poly Pomona 1/25/24  
FT ..... 13, twice  
FTA ..... 15, at Seattle Pacific 11/11/24  
Rebounds..... 11, at Cal Poly Humboldt 2/20/25  
Assists..... 7, three times  
Blocks..... 1, 12 times  
Steals..... 4, five times  
Minutes..... 42, twice

DENT-SMITH’S SEASON HIGHS

Points..... 16, twice  
FG ..... 6, at San Jose State 12/13/25  
FGA ..... 12, at San Jose State 12/13/25  
3FG ..... 5, vs. Portland 12/1/25  
3FGA..... 10, vs. Portland 12/1/25  
FT ..... 5, vs. Portland State 11/4/25  
FTA ..... 6, vs. Portland State 11/4/25  
Rebounds..... 5, vs. Saint Louis 11/28/25  
Assists..... 5, vs. UT Arlington 12/17/25  
Blocks..... -  
Steals..... 2, twice  
Minutes..... 33, at San Jose State 12/13/25

GAME BY GAME

Opponent	Date	GS	MIN	Total		3-Pointers		Free throws		Rebounds				PF	A	TO	BLK	STL	PTS	AVG
				FG-FGA	PCT	3FG-3FGA	PCT	FT-FTA	PCT	OFF	DEF	TOT	AVG							
Portland St.	11/04/2025		23:52	3-8	.375	3-5	.600	5-6	.833	0	4	4	4.0	3	2	2	0	2	14	14.0
Montana	11/08/2025		30:26	2-11	.182	1-5	.200	0-0	.000	0	2	2	3.0	2	4	0	0	1	5	9.5
Montana St.	11/12/2025		18:09	1-7	.143	0-2	.000	0-0	.000	1	2	3	3.0	1	3	2	0	1	2	7.0
Louisiana	11/18/2025		24:38	1-7	.143	0-5	.000	0-0	.000	1	2	3	3.0	2	4	1	0	0	2	5.8
Seattle U	11/21/2025		21:28	2-5	.400	2-4	.500	0-0	.000	0	2	2	2.8	4	2	1	0	0	6	5.8
vs Minnesota	11/27/2025		02:32	0-1	.000	0-1	.000	0-0	.000	0	0	0	2.3	1	0	0	0	0	0	4.8
vs Saint Louis	11/28/2025		20:48	4-9	.444	4-7	.571	0-0	.000	3	2	5	2.7	2	0	4	0	1	12	5.9
Portland	12/01/2025		22:51	5-11	.455	5-10	.500	1-2	.500	0	0	0	2.4	2	1	1	0	2	16	7.1
UNLV	12/07/2025		23:27	3-10	.300	1-7	.143	2-2	1.000	0	3	3	2.4	1	1	1	0	1	9	7.3
at San Jose St.	12/13/2025	*	32:42	6-12	.500	4-8	.500	0-0	.000	0	1	1	2.3	2	4	5	0	1	16	8.2
UT Arlington	12/17/2025	*	32:07	2-7	.286	2-5	.400	4-4	1.000	0	2	2	2.3	4	5	1	0	1	10	8.4
vs Colorado	12/20/2025		14:27	1-5	.200	0-3	.000	0-0	.000	0	3	3	2.3	1	3	0	0	0	2	7.8
CSUN	12/27/2025		11:34	0-2	.000	0-1	.000	0-0	.000	0	0	0	2.2	4	1	1	0	0	0	7.2
Totals		2	279:00	30-95	.316	22-63	.349	12-14	.857	5	23	28	2.2	29	30	19	0	10	94	7.2

CAREER STATS

				Field Goals		3-Point		F-Throws		Rebounds				Scoring						
SEASON	TEAM	GP-GS	MIN/AVG	FG-FGA	FG%	3FG-3FGA	3FG%	FT-FTA	FT%	OFF	DEF	TOT	AVG	PF-FO	A	TO	BLK	STL	PTS	AVG
2022-23	CSUDH	26-6	408/15.7	58-171	.339	33-98	.337	16-35	.457	9	40	49	1.9	31-1	25	30	2	10	165	6.3
2023-24	CSUDH	30-28	874/29.1	176-376	.468	62-166	.373	113-142	.796	22	95	117	3.9	90-2	84	64	4	44	527	17.6
2024-25	CSUDH	36-35	1150/31.9	223-522	.427	90-255	.353	149-181	.823	28	137	165	4.6	86-3	107	92	6	53	685	19.0
2025-26	Stan	13-2	279/21.5	30-95	.316	22-63	.349	12-14	.857	5	23	28	2.2	29-0	30	19	0	10	94	7.2
TOTAL FOR Stan		13-2	279/21.5	30-95	.316	22-63	.349	12-14	.857	5	23	28	2.2	29-0	30	19	0	10	94	7.2
TOTAL		105-71	2711/25.8	487-1164	.418	207-582	.356	290-372	.780	64	295	359	3.4	236-6	246	205	12	117	1471	14.0



#33 EVAN STINSON

SOPHOMORE | FORWARD | 6-7 | 205 | UNDECLARED  
CHENEY, WASH. | CHENEY

Three things to know...

1: Consensus three-star signing in 2024, second-ranked player in the state of Washington in 2024

2: Two-time All-Greater Spokane League first team honoree, averaged 25 points, five rebounds and five assists per game as a senior at Cheney

3: Completed summer internship with QuinStreet in San Francisco

Career Accolades: ACC Honor Roll (2025)

Trending: N/A

STINSON’S CAREER HIGHS

Points..... 10, vs. NC State 2/8/25

FG ..... 4, vs. NC State 2/8/25

FGA ..... 11, vs. Oregon 12/21/24

3FG ..... 2, twice

3FGA..... 7, vs. Oregon 12/21/24

FT ..... 2, three times

FTA ..... 2, three times

Rebounds..... 3, twice

Assists.....2, vs. Merrimack 12/17/24

Blocks.....1, twice

Steals..... 1, nine times

Minutes..... 21, twice

STINSON’S SEASON HIGHS

Points..... 4, vs. Louisiana 11/18/25

FG ..... 1, twice

FGA ..... 2, twice

3FG .....1, vs. Seattle 11/21/25

3FGA.....2, vs. Seattle 11/21/25

FT ..... 2, vs. Louisiana 11/18/25

FTA ..... 2, vs. Louisiana 11/18/25

Rebounds..... 1, twice

Assists..... 1, vs. Saint Louis 11/28/25

Blocks..... -

Steals.....1, twice

Minutes.....10, vs. Louisiana 11/18/25

GAME BY GAME

Opponent	Date	GS	MIN	Total		3-Pointers		Free throws		Rebounds				PF	A	TO	BLK	STL	PTS	AVG
				FG-FGA	PCT	3FG-3FGA	PCT	FT-FTA	PCT	OFF	DEF	TOT	AVG							
Louisiana	11/18/2025		09:52	1-2	.500	0-1	.000	2-2	1.000	0	1	1	1.0	2	0	0	0	1	4	4.0
Seattle U	11/21/2025		05:45	1-2	.500	1-2	.500	0-0	.000	0	1	1	1.0	0	0	0	0	1	3	3.5
vs Saint Louis	11/28/2025		03:21	0-0	.000	0-0	.000	0-0	.000	0	0	0	0.7	0	1	0	0	0	0	2.3
at San Jose St.	12/13/2025		02:09	0-1	.000	0-1	.000	0-0	.000	0	0	0	0.5	1	0	1	0	0	0	1.8
Totals		0	21:07	2-5	.400	1-4	.250	2-2	1.000	0	2	2	0.5	3	1	1	0	2	7	1.8

CAREER STATS

				Field Goals		3-Point		F-Throws		Rebounds				Scoring						
SEASON	TEAM	GP-GS	MIN/AVG	FG-FGA	FG%	3FG-3FGA	3FG%	FT-FTA	FT%	OFF	DEF	TOT	AVG	PF-FO	A	TO	BLK	STL	PTS	AVG
2024-25	Stan	17-0	188/11.1	19-49	.388	8-31	.258	4-4	1.000	6	16	22	1.3	19-0	6	6	2	7	50	2.9
2025-26	Stan	4-0	21/5.3	2-5	.400	1-4	.250	2-2	1.000	0	2	2	0.5	3-0	1	1	0	2	7	1.8
TOTAL		21-0	209/10.0	21-54	.389	9-35	.257	6-6	1.000	6	18	24	1.1	22-0	7	7	2	9	57	2.7



#52 AIDAN CAMMANN

RS SOPHOMORE | FORWARD/CENTER | 6-10 | 230 | PSYCHOLOGY  
ANDOVER, MASS. | BREWSTER ACADEMY (N.H.)

Three things to know...

- 1: Consensus three-star forward, rated as the No. 44 center prospect in the country (247Sports) - was one of 10 Division I signings from Brewster Academy's 2023 class
- 2: Skilled big man with ability to play both inside and on the perimeter. Started 14 games as a redshirt freshman
- 3: Completed summer internship with Silicon Valley Commercial Real Estate

Career Accolades: ACC All-Academic Team (2025) ... ACC Honor Roll (2025).

Trending: Scored a career-high 12 points in Stanford's win over Montana (Nov. 8) ... 8.5 points and 4.0 rebounds per game at the Acrisure Invitational (Nov. 27-28) ... Stanford is 8-0 this season when Cammann scores at least six points and 10-0 in his career ... One of two high major players in the country over 6-10 to average at least 0.5 blocks and 1.3 steals per game (Caleb Wilson, North Carolina).

CAMMANN’S CAREER HIGHS

Points.....12, vs. Montana 11/8/25  
FG .....5, vs. Montana 11/8/25  
FGA .....10, vs. Montana 11/8/25  
3FG .....2, vs. Montana 11/8/25  
3FGA..... 4, twice  
FT ..... 5, twice  
FTA .....8, vs. CSUN 12/27/25  
Rebounds..... 8, twice  
Assists..... 4, vs. SMU 3/1/25  
Blocks.....3, twice  
Steals.....3, twice  
Minutes..... 32, vs. Grand Canyon 11/26/24

CAMMANN’S SEASON HIGHS

Points.....12, vs. Montana 11/8/25  
FG .....5, vs. Montana 11/8/25  
FGA .....10, vs. Montana 11/8/25  
3FG .....2, vs. Montana 11/8/25  
3FGA..... 4, vs. Montana 11/8/25  
FT ..... 5, twice  
FTA .....8, vs. CSUN 12/27/25  
Rebounds.....8, vs. CSUN 12/27/25  
Assists.....3, twice  
Blocks.....2, twice  
Steals.....3, twice  
Minutes..... 28, twice

GAME BY GAME

Opponent	Date	GS	MIN	Total		3-Pointers		Free throws		Rebounds				PF	A	TO	BLK	STL	PTS	AVG
				FG-FGA	PCT	3FG-3FGA	PCT	FT-FTA	PCT	OFF	DEF	TOT	AVG							
Portland St.	11/04/2025		22:33	1-1	1.000	0-0	.000	1-2	.500	1	2	3	3.0	2	1	1	0	1	3	3.0
Montana	11/08/2025	*	22:36	5-10	.500	2-4	.500	0-0	.000	1	2	3	3.0	2	2	2	2	3	12	7.5
Montana St.	11/12/2025	*	27:39	4-5	.800	0-1	.000	0-0	.000	3	3	6	4.0	2	1	3	1	2	8	7.7
Louisiana	11/18/2025	*	25:28	2-4	.500	0-0	.000	3-4	.750	2	3	5	4.3	3	3	1	0	1	7	7.5
Seattle U	11/21/2025	*	16:51	0-2	.000	0-2	.000	4-8	.500	1	3	4	4.2	3	1	1	0	1	4	6.8
vs Minnesota	11/27/2025	*	27:45	2-5	.400	0-2	.000	5-6	.833	3	4	7	4.7	2	2	0	0	1	9	7.2
vs Saint Louis	11/28/2025	*	16:16	3-4	.750	1-1	1.000	1-2	.500	1	0	1	4.1	1	1	1	2	0	8	7.3
Portland	12/01/2025	*	17:09	1-2	.500	0-0	.000	4-4	1.000	0	1	1	3.8	4	1	2	1	0	6	7.1
UNLV	12/07/2025	*	17:50	0-0	.000	0-0	.000	0-0	.000	1	0	1	3.4	3	1	2	0	1	0	6.3
at San Jose St.	12/13/2025		22:03	2-2	1.000	0-0	.000	2-2	1.000	2	3	5	3.6	4	1	1	0	2	6	6.3
UT Arlington	12/17/2025		19:08	2-3	.667	0-0	.000	2-2	1.000	2	3	5	3.7	5	1	1	0	0	6	6.3
vs Colorado	12/20/2025		19:15	1-2	.500	0-0	.000	2-4	.500	1	3	4	3.8	2	1	3	0	3	4	6.1
CSUN	12/27/2025		22:28	0-0	.000	0-0	.000	5-8	.625	3	5	8	4.1	2	3	0	0	1	5	6.0
Totals		8	277:00	23-40	.575	3-10	.300	29-42	.690	21	32	53	4.1	35	19	18	6	16	78	6.0

CAREER STATS

				Field Goals		3-Point		F-Throws		Rebounds				Scoring						
SEASON	TEAM	GP-GS	MIN/AVG	FG-FGA	FG%	3FG-3FGA	3FG%	FT-FTA	FT%	OFF	DEF	TOT	AVG	PF-FO	A	TO	BLK	STL	PTS	AVG
2024-25	Stan	35-14	606/17.3	36-70	.514	5-17	.294	13-27	.481	36	58	94	2.7	79-1	34	28	21	13	90	2.6
2025-26	Stan	13-8	277/21.3	23-40	.575	3-10	.300	29-42	.690	21	32	53	4.1	35-1	19	18	6	16	78	6.0
TOTAL		48-22	883/18.4	59-110	.536	8-27	.296	42-69	.609	57	90	147	3.1	114-2	53	46	27	29	168	3.5

## TEAM GAME BY GAME

				Total		3-Pointers		Free throws		Rebounds											
Opponent	Date	Score		FG-FGA	PCT	3FG-3FGA	PCT	FT-FTA	PCT	OFF	DEF	TOT	AVG	PF	A	TO	BLK	STL	PTS	AVG	
Portland St.	11/04/2025	89-79	W	27-57	.474	6-17	.353	29-36	.806	10	26	36	36.0	17	9	17	2	9	89	89.0	
Montana	11/08/2025	91-68	W	36-79	.456	10-29	.345	9-15	.600	16	23	39	37.5	14	13	5	6	14	91	90.0	
Montana St.	11/12/2025	77-68	W	28-62	.452	5-19	.263	16-21	.762	9	30	39	38.0	12	14	12	5	6	77	85.7	
Louisiana	11/18/2025	93-66	W	27-56	.482	11-31	.355	28-35	.800	11	27	38	38.0	16	14	10	2	4	93	87.5	
Seattle U	11/21/2025	69-77	L	23-63	.365	7-25	.280	16-25	.640	14	20	34	37.2	19	10	12	5	11	69	83.8	
vs Minnesota	11/27/2025	72-68	W	25-67	.373	8-31	.258	14-18	.778	17	19	36	37.0	17	13	8	3	10	72	81.8	
vs Saint Louis	11/28/2025	78-77	W	24-64	.375	13-27	.481	17-24	.708	13	25	38	37.1	19	17	10	4	4	78	81.3	
Portland	12/01/2025	94-72	W	33-64	.516	14-33	.424	14-20	.700	12	19	31	36.4	19	14	8	2	11	94	82.9	
UNLV	12/07/2025	74-75	L	24-63	.381	9-30	.300	17-27	.630	20	26	46	37.4	17	10	16	5	11	74	81.9	
at San Jose St.	12/13/2025	86-82	W	28-46	.609	9-18	.500	21-29	.724	12	22	34	37.1	18	16	20	2	5	86	82.3	
UT Arlington	12/17/2025	76-60	W	23-48	.479	5-15	.333	25-32	.781	7	25	32	36.6	21	13	12	1	7	76	81.7	
vs Colorado	12/20/2025	77-68	W	21-52	.404	7-21	.333	28-41	.683	12	23	35	36.5	19	11	9	2	14	77	81.3	
CSUN	12/27/2025	88-80	W	25-52	.481	11-27	.407	27-38	.711	8	25	33	36.2	21	16	13	2	9	88	81.8	
Total		1064		344-773	.445	115-323	.356	261-361	.723	161	310	471	36.2	229	170	152	41	115	1064	81.8	
Opponents		940		324-699	.464	79-222	.356	213-276	.772	96	297	393	30.2	279	142	198	36	63	940	72.3	

## OPPONENT GAME BY GAME

				Total		3-Pointers		Free throws		Rebounds										
Opponent	Date	Score		FG-FGA	PCT	3FG-3FGA	PCT	FT-FTA	PCT	OFF	DEF	TOT	AVG	PF	A	TO	BLK	STL	PTS	AVG
Portland St.	11/04/2025	89-79	W	27-59	.458	13-27	.481	12-16	.750	8	22	30	30.0	30	16	21	1	5	79	79.0
Montana	11/08/2025	91-68	W	23-51	.451	6-20	.300	16-17	.941	5	31	36	33.0	12	10	20	2	2	68	73.5
Montana St.	11/12/2025	77-68	W	27-58	.466	7-23	.304	7-13	.538	6	27	33	33.0	21	8	16	2	3	68	71.7
Louisiana	11/18/2025	93-66	W	27-55	.491	2-9	.222	10-17	.588	6	21	27	31.5	29	4	14	0	3	66	70.3
Seattle U	11/21/2025	69-77	L	25-52	.481	7-16	.438	20-24	.833	6	29	35	32.2	18	13	15	10	6	77	71.6
vs Minnesota	11/27/2025	72-68	W	23-45	.511	9-20	.450	13-18	.722	6	19	25	31.0	19	13	14	4	1	68	71.0
vs Saint Louis	11/28/2025	78-77	W	23-61	.377	5-20	.250	26-28	.929	13	30	43	32.7	20	15	11	4	5	77	71.9
Portland	12/01/2025	94-72	W	24-47	.511	5-12	.417	19-24	.792	7	23	30	32.4	15	9	18	5	2	72	71.9
UNLV	12/07/2025	74-75	L	28-58	.483	3-10	.300	16-27	.593	12	22	34	32.6	19	7	14	4	10	75	72.2
at San Jose St.	12/13/2025	86-82	W	29-64	.453	6-17	.353	18-20	.900	11	8	19	31.2	24	12	8	2	9	82	73.2
UT Arlington	12/17/2025	76-60	W	18-43	.419	4-14	.286	20-29	.690	4	19	23	30.5	24	6	14	1	4	60	72.0
vs Colorado	12/20/2025	77-68	W	26-55	.473	4-17	.235	12-13	.923	7	21	28	30.3	24	15	18	0	7	68	71.7
CSUN	12/27/2025	88-80	W	24-51	.471	8-17	.471	24-30	.800	5	25	30	30.2	24	14	15	1	6	80	72.3
Total		940		324-699	.464	79-222	.356	213-276	.772	96	297	393	30.2	279	142	198	36	63	940	72.3
Stanford		1064		344-773	.445	115-323	.356	261-361	.723	161	310	471	36.2	229	170	152	41	115	1064	81.8





# 2025-26 Stanford Men's Basketball Combined Team Statistics All games

Page 1/1  
as of Dec 28, 2025

## Game Records

Record	Overall	Home	Away	Neutral
ALL GAMES	11-2	7-2	1-0	3-0
CONFERENCE	0-0	0-0	0-0	0-0
NON-CONFERENCE	11-2	7-2	1-0	3-0

## Score by Periods

Team	1st	2nd	OT	TOT
Stanford	496	568	0	1064
Opponents	432	508	0	940

## Team Box Score

No.	Player				Total		3-Point		F-Throw		Rebounds													
		GP-GS	MIN	AVG	FG-FGA	FG%	3FG-3FGA	3FG%	FT-FTA	FT%	OFF	DEF	TOT	AVG	PF	DQ	A	TO	BLK	STL	PTS	AVG		
1	OKORIE, Ebuka	11-11	364:04	33.1	73-164	.445	22-65	.338	83-102	.814	8	31	39	3.5	16	0	32	15	3	19	251	22.8		
10	OKPARA, Chisom	13-13	380:01	29.2	59-135	.437	13-40	.325	69-94	.734	22	30	52	4.0	25	0	31	36	3	15	200	15.4		
5	GEALER, Benny	13-13	388:11	29.9	42-94	.447	33-71	.465	30-32	.938	6	26	32	2.5	26	0	29	9	1	23	147	11.3		
4	ROHOSY, AJ	13-13	272:15	20.9	55-97	.567	0-0	.000	12-39	.308	27	51	78	6.0	35	0	9	12	10	8	122	9.4		
25	DENT-SMITH, Jeremy	13-2	279:00	21.5	30-95	.316	22-63	.349	12-14	.857	5	23	28	2.2	29	0	30	19	0	10	94	7.2		
11	AGARWAL, Ryan	12-5	287:43	24.0	30-77	.390	14-39	.359	8-10	.800	12	44	56	4.7	19	0	10	17	2	11	82	6.8		
52	CAMMANN, Aidan	13-8	277:00	21.3	23-40	.575	3-10	.300	29-42	.690	21	32	53	4.1	35	1	19	18	6	16	78	6.0		
15	GILTAY, Oskar	12-0	141:54	11.8	19-25	.760	0-0	.000	16-26	.615	26	30	56	4.7	24	0	4	8	13	7	54	4.5		
20	GRANT, Cameron	9-0	87:41	9.7	7-25	.280	6-24	.250	0-0	.000	4	9	13	1.4	9	0	4	2	2	0	20	2.2		
33	STINSON, Evan	4-0	21:07	5.3	2-5	.400	1-4	.250	2-2	1.000	0	2	2	0.5	3	0	1	1	0	2	7	1.8		
12	SKRINDA, Kristers	9-0	53:49	6.0	3-9	.333	1-4	.250	0-0	.000	6	8	14	1.6	2	0	1	1	0	1	7	0.8		
24	THOMPSON, Jaylen	7-0	34:55	5.0	1-5	.200	0-2	.000	0-0	.000	1	1	2	0.3	6	0	0	0	0	3	2	0.3		
2	YOUNG, Donavin	1-0	04:12	4.2	0-0	.000	0-0	.000	0-0	.000	0	0	0	0.0	0	0	0	0	0	0	0	0.0		
3	TOURE, Tallis	2-0	06:51	3.4	0-1	.000	0-0	.000	0-0	.000	1	1	2	1.0	0	0	0	0	1	0	0	0.0		
13	KITCH, Ethan	2-0	01:17	0.6	0-1	.000	0-1	.000	0-0	.000	0	0	0	0.0	0	0	0	0	0	0	0	0.0		
Team											22	22	44				14							
Total		13	2600		344-773	.445	115-323	.356	261-361	.723	161	310	471	36.2	229	1	170	152	41	115	1064	81.8		
Opponents		13	2600		324-699	.464	79-222	.356	213-276	.772	96	297	393	30.2	279	5	142	198	36	63	940	72.3		

## Team Statistics

	STAN	OPP
<b>Scoring</b>	<b>1064</b>	<b>940</b>
Points per game	81.8	72.3
Scoring margin	+9.5	-
<b>Field goals-att</b>	<b>344-773</b>	<b>324-699</b>
Field goal pct	.445	.464
<b>3 point fg-att</b>	<b>115-323</b>	<b>79-222</b>
3-point FG pct	.356	.356
3-pt FG made per game	8.8	6.1
<b>Free throws-att</b>	<b>261-361</b>	<b>213-276</b>
Free throw pct	.723	.772
F-Throws made per game	20.1	16.4
<b>Rebounds</b>	<b>471</b>	<b>393</b>
Rebounds per game	36.2	30.2
Rebounding margin	+6.0	-
<b>Assists</b>	<b>170</b>	<b>142</b>
Assists per game	13.1	10.9
<b>Turnovers</b>	<b>152</b>	<b>198</b>
Turnovers per game	11.7	15.2
Turnover margin	+3.5	-
Assist/turnover ratio	1.1	0.7
<b>Steals</b>	<b>115</b>	<b>63</b>
Steals per game	8.8	4.8
<b>Blocks</b>	<b>41</b>	<b>36</b>
Blocks per game	3.2	2.8
<b>Winning streak</b>	<b>4</b>	<b>-</b>
Home win streak	2	-
<b>Attendance</b>	<b>25055</b>	<b>2745</b>
Home games-Avg/Game	9-2784	1-2745
Neutral site-Avg/Game	-	3-4928

## Team Results

Date	Opponent		Score	Att.
11/04/2025	Portland St.	W	89-79	2300
11/08/2025	Montana	W	91-68	3549
11/12/2025	Montana St.	W	77-68	2334
11/18/2025	Louisiana	W	93-66	2266
11/21/2025	Seattle U	L	69-77	2884
11/27/2025	vs Minnesota	W	72-68	0
11/28/2025	vs Saint Louis	W	78-77	4217
12/01/2025	Portland	W	94-72	2284
12/07/2025	UNLV	L	74-75	3981
12/13/2025	at San Jose St.	W	86-82	2745
12/17/2025	UT Arlington	W	76-60	2424
12/20/2025	vs Colorado	W	77-68	10567
12/27/2025	CSUN	W	88-80	3033



**0 Anthony Batson, Jr.**

G • 6-3 • 195 • So.  
Scottsdale, Ariz.  
Notre Dame Prep.



**1 Ebuka Okorie**

G • 6-2 • 185 • Fr.  
Nashua, N.H.  
Brewster Academy




**2 Donavin Young**

F • 6-8 • 220 • So.  
Pasco, Wash.  
Link Academy (Mo.)




**3 Tallis Toure**

F/C • 6-11 • 240 • So.  
Roseville, Calif.  
West Park



**4 AJ Rohosy**

F • 6-9 • 230 • Gr.  
San Anselmo, Calif.  
Claremont-Mudd-Scripps



**5 Benny Gealer**

G • 6-1 • 185 • Sr.  
Palos Verdes Estates, Calif.  
Rolling Hills Prep



**6 Myles Jones**

G • 6-3 • 175 • Fr.  
Sacramento, Calif.  
Modesto Christian



**10 Chisom Okpara**

F • 6-8 • 240 • Sr.  
Bronxville, N.Y.  
Harvard



**11 Ryan Agarwal**

G • 6-6 • 205 • R-Jr.  
Coppell, Texas  
Coppell



**12 Kristers Skrinda**

F • 6-10 • 230 • Fr.  
Riga, Latvia  
Riga State Gymnasium No. 2



**13 Ethan Kitch**

G • 6-2 • 185 • So.  
Palo Alto, Calif.  
Gunn



**15 Oskar Giltay**

F/C • 6-10 • 235 • Fr.  
Bilzen, Belgium  
Topsportschool Antwerp



**20 Cameron Grant**

F • 6-7 • 225 • R-So.  
Lakewood, Ohio  
St. Edward



**24 Jaylen Thompson**

F • 6-7 • 210 • R-So.  
Oakland, Calif.  
Southern CA Academy



**25 Jeremy Dent-Smith**

G • 6-1 • 200 • Gr.  
Hawthorne, Calif.  
Cal State Dominguez Hills



**33 Evan Stinson**

F • 6-7 • 205 • So.  
Cheney, Wash.  
Cheney



**52 Aidan Cammann**

F • 6-10 • 230 • R-So.  
Andover, Mass.  
Brewster Academy (NH)



**Kyle Smith**

Anne and Tony  
Joseph Director of  
Men's Basketball



**Eric Reveno**

James C. Gaither  
Assistant Men's  
Basketball Coach



**Jim Shaw**

Oscar da Silva  
Assistant Men's  
Basketball Coach



**Wayne Hunter**

Assistant Coach



**Jeremy Harden**

Assistant Coach



**Brett MacConnell**

Assistant Coach