



# IDAHO BASKETBALL

#GOVANDALS

@VandalMBB  
@VandalHoops  
@vandalhoops

5 CONFERENCE TITLES // 4 NCAA APPEARANCES // 6 ALL-AMERICANS // 54 ALL-BIG SKY HONORS

6-3 2025-26 Record	-- 2025-26 Big Sky	137 2025-26 NET	Game 10 December 10 7 p.m. EST	7-3 2025-26 Record	-- 2025-26 ACC	69 2025-26 NET
ALEX PRIBBLE Head Coach		114-84 Career Record	 vs 	MICAH SHREWSBERRY Head Coach		87-120 Career Record
			Purcell Pavilion South Bend, Ind.			

## SERIES QUICK LOOK

OVERALL	2nd Meeting
IDAHO RECORD	0-1
FIRST MEETING	1981-82
LAST MEETING	1981-82



TV: ACC Network Extra  
Streaming: ACC Network Extra



Radio: THE VARSITY  
NETWORK  
Play-by-Play: Dennis  
Patchin



TEAM  
COMPARISON  
(2025-26)



LIVE STATS  
StatsBroadcast

## OPENING TIP

After securing the 2-0 sweep in its share of the Big Sky-Summit Challenge and securing only the 11th home loss in the last ten years for South Dakota State, Idaho Basketball continues its road slate, heading east to South Bend, Indiana, for just the second-ever matchup with the Notre Dame Fighting Irish.

## FAMILIAR FACES

The first and only contest between the two schools dates back to 1982, a season fondly remembered by Vandal hoops fans. On Jan. 25 of that year, Idaho narrowly fell to Notre Dame in a low-scoring 48-50 affair before going 8-0 the rest of the way, winning the Big Sky championship, and knocking off Iowa in overtime to advance to the Sweet Sixteen of the NCAA Tournament.

## MEET THE FIGHTING IRISH

Those familiar with the Big Sky Conference will also recognize a familiar face on UND's roster in grad transfer forward Carson Towt, the nation's leading rebounder (12.4 PPG) last season who has been averaging 10.1 grabs per game in South Bend.

The Irish come into the contest sitting at 7-3 and coming off of back-to-back wins at home vs. Missouri and an OT road win over TCU. They were picked to finish 10th of 18 teams in the ACC and PG Markus Burton was named Preseason First-Team All-Conference to start the year.

## 2025-26 IDAHO SCHEDULE

2025-26 RECORD	6-3
BIG SKY RECORD	--
HOME	3-0
AWAY	2-2
NEUTRAL	1-1
STREAK	W2

### NOVEMBER

3	@ WASHINGTON STATE	W, 83-81
7	WHITMAN	W, 94-49
12	@ SAN DIEGO	L, 74-78
15	@ UC SAN DIEGO	L, 67-75
22	EASTERN OREGON	W, 97-68
26	CSUN*	W, 78-64
28	SAM HOUSTON*	L, 68-94

### DECEMBER

3	NORTH DAKOTA	W, 90-58
6	@ SOUTH DAKOTA STATE	W, 84-81
10	@ NOTRE DAME	4 P.M.
14	EVERGREEN STATE	2 P.M.
21	@ CAL POLY	4 P.M.
23	CSU BAKERSFIELD	2 P.M.

### JANUARY

3	EASTERN WASHINGTON*	2 P.M.
8	MONTANA*	6 P.M.
10	MONTANA STATE*	2 P.M.
15	@ IDAHO STATE*	6 P.M.
17	@ WEBER STATE*	6 P.M.
22	SACRAMENTO STATE*	6 P.M.
24	PORTLAND STATE*	2 P.M.
29	@ NORTHERN COLORADO*	6 P.M.
31	@ NORTHERN ARIZONA*	5 P.M.

### FEBRUARY

5	@ MONTANA STATE*	6 P.M.
7	@ MONTANA*	3 P.M.
12	WEBER STATE*	6 P.M.
14	IDAHO STATE*	2 P.M.
19	@ PORTLAND STATE*	7 P.M.
21	@ SACRAMENTO STATE*	7 P.M.
26	NORTHERN ARIZONA*	6 P.M.
28	NORTHERN COLORADO*	1 P.M.

### MARCH

2	@ EASTERN WASHINGTON*	6 P.M.
7-11	BIG SKY CONFERENCE TOURNAMENT*	

All times in Pacific Time Zone

\$ Big Sky Conference Tournament (Boise, Idaho)

% Holiday Hoops Classic (Boise, Idaho)

\* Big Sky Conference Game

## IDAHO ATHLETIC COMMUNICATIONS

COLTON KEINTZ  
Asst. Director of Athletic Comm. Athletic Communications Intern  
ckeintz@uidaho.edu rknight@uidaho.edu  
(406) 274-0463

ROBBIE KNIGHT

Athletic Communications Intern  
rknight@uidaho.edu



## 2025-26 MEN'S BASKETBALL NUMERICAL ROSTER

##	Name	Pos.	Ht.	Year	Hometown
0	Brody Rowbury	F	6-11	Sr.	Meridian, Idaho. / Southeastern Louisiana
1	Trevon Blassingame	G	6-4	R-Jr.	Auburn, Wash. / Fairleigh Dickinson
2	Talon Jenkins	G	6-7	Fr.	Bellingham, Wash. / Meridian HS
3	Biko Johnson	G	6-2	Sr.	Carson, Calif. / Fort Lewis College
4	Aidan Sevilla	G	6-0	Gr.	San Ramon, CA / UC Merced
5	Isaiah Brickner	G	6-4	Sr.	San Diego, Calif. / Marist College
7	Jack Payne	G	6-6	R-Jr.	Boise, Idaho / Colorado State
10	Kristian Gonzalez	G	6-3	Jr.	Chula Vista, Calif. / Mater Dei Catholic HS
11	Titus Yearout	G	6-2	R-Jr.	Lapwai, Idaho / Lapwai HS
12	Jackson Rasmussen	F	6-7	Fr.	Meridian, Idaho / Utah Prep
14	Kolton Mitchell	G	6-1	R-So.	Coeur d'Alene, Idaho / Idaho State
15	Ewan Steele	F	6-9	So.	Alton, Ontario, Canada / Polaris Prep
21	Seth Joba	F	6-9	Jr.	Orchard Park, NY / Vermont
22	Tyler Linhardt	F	6-7	Sr.	Seattle, Wash. / Washington
24	Miles Klapper	G	6-3	R-So.	Hillsborough, Calif. / Bridgton Academy
34	Will Jenson	F	6-8	Fr.	Bend, Ore. / Caldera HS

## ALPHABETICAL

##	Name
1	Trevon Blassingame
5	Isaiah Brickner
10	Kristian Gonzalez
2	Talon Jenkins
34	Will Jenson
21	Seth Joba
3	Biko Johnson
24	Miles Klapper
22	Tyler Linhardt
14	Kolton Mitchell
7	Jack Payne
12	Jackson Rasmussen
0	Brody Rowbury
4	Aidan Sevilla
15	Ewan Steele
11	Titus Yearout

## COACHING &amp; SUPPORT STAFF

Alex Pribble	Head Coach (Third Season)
Brandon Laird	Associate Head Coach (Third Season)
Matt Jones	Assistant Coach (Third Season)
Adam Ellis	Assistant Coach (Third Season)
Luke Chavez	Graduate Assistant/Player Development (Second Season)
Kolton Rap	Video Coordinator
BJ Blake	Student Assistant/Player Development

## PRONUNCIATION GUIDE

Brody Rowbury	ROE-burr-ee
Trevon Blassingame	Trey-VAUGHN
	BLASS-in-game
Talon Jenkins	TAL-in
Biko Johnson	BEEK-oh
Aidan Sevilla	AYE-den se-VEE-uh
Isaiah Brickner	EYE-zay-uh
Ewan Steele	YOU-in
Seth Joba	JOE-buh
Tyler Linhardt	LIN-hart



## LAST GAME STARTERS



## #14 Kolton Mitchell

GP-GS	PPG	RPG	APG	FG%	3FG%	FT%	MPG
9-9	11.9	2.7	4.0	31.5	33.3	81.0	27.3

2025-26 record when starting: 6-3



## #3 Biko Johnson

GP-GS	PPG	RPG	APG	FG%	3FG%	FT%	MPG
9-9	9.0	2.8	3.0	33.3	28.3	69.6	25.2

2025-26 record when starting: 6-3



## #7 Jack Payne

GP-GS	PPG	RPG	APG	FG%	3FG%	FT%	MPG
9-9	8.4	5.6	1.4	37.0	29.4	70.0	26.6

2025-26 record when starting: 6-3



## #12 Jackson Rasmussen

GP-GS	PPG	RPG	APG	FG%	3FG%	FT%	MPG
9-9	14.8	4.1	1.4	59.5	33.3	68.9	31.4

2025-26 record when starting: 6-3



## #0 Brody Rowbury

GP-GS	PPG	RPG	APG	FG%	3FG%	FT%	MPG
9-9	8.9	5.6	1.6	60.0	28.6	77.4	25.1

2025-26 record when starting: 6-3

## General Information

Location..... Moscow, Idaho  
 Founded..... 1889  
 Enrollment..... 11,849  
 President..... C. Scott Green  
 Athletic Director..... Terry Gawlik  
 Conference..... Big Sky  
 Nickname..... Vandals  
 Colors..... Black, Pride Gold  
 Arena (capacity)..... ICCU Arena (4,200)

## Men's Basketball History

First Season..... 1905-06  
 All-Time Record..... 1457-1659  
 ICCU Arena Record..... 28-33  
 NCAA Appearances/W-L..... 5/1-4  
 Last NCAA Appearance..... 1990  
 NIT Appearances/W-L..... 1/0-1  
 Last NIT Appearance..... 1983  
 CIT Appearances/W-L..... 7/3-4  
 Last CIT Appearance..... 2017  
 CBI Appearances/W-L..... 1/0-1  
 Last CBI Appearance..... 2016

## 2024-25 Review

Record..... 14-19  
 Big Sky Record (Finish)..... 8-10 (6th)  
 Big Sky Tournament..... W, 80-70,  
 .....vs. Portland State (Second Round)  
 .....L, 55-78,  
 .....vs. Montana (Semifinal)

## 2025-26 Preview

Lettermen Returning/Lost..... 9/7  
 Newcomers..... 7  
 Staters Returning/Lost..... 3/2  
 Redshirts Returning..... 1  
 Returning Scoring..... 1612/2430  
 (66.3%)  
 Returning Rebounding..... 543/1113(48.8%)

## NUMBERS TO KNOW

59.5

Jackson Rasmussen has been one of the sharpest shooters in the country, converting 59.5% of his shots, fifth most by a freshman nationally.

55

UI has made five or more threes in 55 consecutive contests, a top-10 streak in the country.

32

Idaho's 34 point win over North Dakota is its largest over a DI opponent since December 2021

23.3

The Vandals only allow an offensive rebound on 23.3% of possessions, the seventh lowest rate in the nation.







#0  
BRODY ROWBURY/F/SR.  
MERIDIAN, ID



#1  
TREVON BLASINGAME/G/R-JR.  
AUBURN, WA




#2  
TALON JENKINS/G/FR.  
BELLINGHAM, WA



#3  
BIKO JOHNSON/G/SR.  
CARSON, CA



#4  
AIDAN SEVILLA/G/GR.  
SAN RAMON, CA



#5  
ISAIAH BRICKNER/G/SR.  
SAN DIEGO, CA



#7  
JACK PAYNE/G/R-JR.  
BOISE, ID



#10  
KRISTIAN GONZALEZ/G/JR.  
CHULA VISTA, CA



#11  
TITUS YEAROUT/G/R-JR.  
LAPWAI, IDAHO



#12  
JACKSON RASMUSSEN/F/FR.  
MERIDIAN, ID



#14  
KOLTON MITCHELL/G/R-SO.  
COEUR D'ALENE, ID



#15  
EWAN STEELE/F/SO.  
ALTON, ON, CA



#21  
SETH JOBA/F/JR.  
ORCHARD PARK, NY



#22  
TYLER LINHARDT/F/SR.  
SEATTLE, WA




#24  
MILES KLAPPER/G/R-SO.  
HILLSBOROUGH, CA




#34  
WILL JENSEN/F/FR.  
BEND, OR



HEAD COACH  
ALEX PRIBBLE




ASSOCIATE HEAD COACH  
BRANDON LAIRD



ASSISTANT COACH  
MATT JONES



ASSISTANT COACH  
ADAM ELLIS



GRADUATE ASSISTANT  
LUKE CHAVEZ



VIDEO COORDINATOR  
KOLTON RAP



STUDENT ASSISTANT  
BJ BLAKE

0



BRODY  
**ROWBURY**  
6-11 • SR • F • Meridian, ID  
Southeastern Louisiana

**NOTES:**

- Joining the Vandals after three seasons at Southeastern Louisiana
- Recieved 2024 Southland Conference All-Academic First Team Honors
- Averaged 8.6 points & 5.4 rebounds a game at Southeastern Louisiana
- Recorded 13 points, while shooting 5/6 from the field and 3/3 from the line against Washington State (11/3/25)

1



TREVON  
**BLASSINGAME**  
6-4 • R-JR • G • Auburn, WA  
Fairleigh Dickinson

**NOTES:**

- Transferred to Idaho after spending one season at Fairleigh Dickinson, where he was a member of the 2022-23 team that beat #1 Purdue in the NCAA Tournament
- In 2023-24 season, scored in double figures in 7 games; tallied 4+ 3PM in 5 games
- Posted a D1 career-high 21 points versus Evergreen St (11/19/24)
- Took redshirt year (2024-25)
- Played 19 minutes off the bench against Washington State (11/3/25)

3



BIKO  
**JOHNSON**  
6-2 • SR • G • Carson, CA  
Fort Lewis College

**NOTES:**

- Transferred to Idaho after spending one season at Fort Lewis College
- Recieved First-Team All-RMAC Honors
- RMAC Offensive Player of the Week on both (Dec. 30, Jan. 20)
- Ranked second in the RMAC and 160th in NCAA Division II in scoring with 16.3 points per game and 504 points for the season (2024)
- Posted 11 points, 3 assists, and 6 rebounds against Washington State (11/3/25)

5



ISIAIAH  
**BRICKNER**  
6-4 • JR • G • San Diego, CA  
Marist College

**NOTES:**

- Played two seasons at Marist College (2022-24)
- Led the team in 3-point percentage in 2024-25 (43.8)
- Scored 13 points on 3-of-3 shooting from three at Washington State (11/11/24)
- Scored in double figures five times, including a season-high 20-point performance against Northwest (11/04/24)

7



JACK  
**PAYNE**  
6-6 • R-SO • G • Boise, ID  
Colorado State

**NOTES:**

- Played two seasons at Colorado State (2022-24)
- Appeared in eight games for the 25-11 Rams; earned a berth to Round of 32 of the NCAA Tournament
- Recieved 2024-25 Big Sky All-Tournament Team honors
- Posted 20 points and 7 rebounds in a third-round matchup against Portland State in the Big Sky Tournament (03/10/25)
- Selected to 2025-26 Preseason All Big-Sky Conference Team

10



KRISTIAN  
**GONZALEZ**  
6-3 • SO • G • Chula Vista, CA  
Mater Dei Catholic High School

**NOTES:**

- Joined the Vandals in the 2023-24 season as a true freshman
- In the 2024-25 season, led the team in field goals made (127) and points per game (11.4)
- Scored in double-digits 17 times, including a career-high 25 points against UC Riverside (11/30/24)
- Recorded 24 points and 4 rebounds in third-round against Portland State in the Big Sky Tournament (03/10/25)

12



JACKSON  
**RASMUSSEN**  
6-7 • FR • F • Meridian, ID  
Utah Prep

**NOTES:**

- Played three seasons at Owyhee High School (2021-23) and one season at Utah Prep (2024)
- Ranked as the No. 1 high school prospect in the state of Idaho and No. 52 power forward in the nation for the class of 2025
- Named Idaho 5A Boys Basketball State Tournament MVP, while averaging 17.3 PPG and 7.7 RPG
- Named Mid-Major Madness' Big Sky Preseason Freshman of the Year

14



KOLTON  
**MITCHELL**  
6-1 • R-SO • G • Coeur d'Alene, ID  
Idaho State

**NOTES:**

- Played in one season at Idaho State, appeared in 10 games before receiving a medical redshirt following a finger injury
- Started in 33 games, averaging 30.6 minutes per game
- Posted career high 32 points at Pacific (12/21/24)
- 2024-25 Big Sky freshman leader in three different stat categories - points per game (11.1), assists per game (3.5), and steals per game (1.4)

21



SETH  
**JOBA**  
6-9 • JR • F • Orchard Park, NY  
Vermont

**NOTES:**

- Posted a double-double vs Whitman (11/7/25) with 10 points and 13 rebounds
- Transferring to the Vandals after two seasons at the University of Vermont
- Played in 26 games, averaging 8.5 minutes, 1.6 points and 1.2 rebounds per game
- Recorded a season-high 8 points at Auburn (11/06/24)

24



MILES  
**KLAPPER**  
6-3 • R-SO • G • Hillsborough, CA  
Bridgton Academy

**NOTES:**

- Played one season of post-graduate basketball at Bridgton Academy in Maine
- Redshirted his 2023-24 season with the Vandals
- Played in 18 games in the 2024-25 season, averaging 10.2 minutes per game
- Led the team in free throw percentage (.929)
- Recorded seven points and four rebounds on a career-high 27:20 minutes at BYU (11/16/24)





## ALEX PRIBBLE

Head Coach  
California-Berkeley, '07

Alex Pribble was named the 31st head men's basketball coach in University of Idaho program history on March 20, 2023. He will enter his third year leading the Vandals in the 2025-26 season, the 120th year in program history.

Pribble's second season at the helm of Vandal Hoops produced success unseen by the program in years. Idaho expanded upon his first season's notables by winning 14 games, the most since 2017, while also recording the team's highest net ranking (237) since then.

In the Big Sky Tournament, the Vandals secured even more firsts for the program since the '17 season. The team secured the first first-round bye in the bracket since then, the first tournament win since then with an 80-70 shootout over Portland State, and the first appearance in the Tournament semifinals in eight years.

The 2024-25 Vandals, under Pribble, delivered one of the most explosive offenses in program history, banking a school-record 308 three-pointers across the season. This number shattered the old top mark and stood as the 48th-most per game in all of DI basketball. Jack Payne was also named to both the All-Big Sky Team and the All-Tournament Team for his efforts at the end of the season.

Another program record that was shattered, off the court, was the biggest indicator of the team's success in the classroom. The Vandals recorded a team GPA of 3.37, a new program-best by far over the old record of 3.24, also accomplished under Pribble.

The first season under new leadership saw growth both on and off the floor. Idaho finished the 2023-24 campaign with the most wins in a season (11) in the last five years. They secured notable conference victories over Idaho State and Big Sky Tournament champion Montana State and achieved the highest Net Ranking (254) for an Idaho team since 2017-18. Julius Mims was recognized by the Big Sky Conference as a member of the All-Defensive Team after leading the team with 48 blocks and 34 steals.

Off the court, Pribble and the Vandals made an impact in more ways than one by excelling academically with a program-best team semester GPA of 3.24 in the Fall of 2023. Additionally, they initiated the CHAMPS mentoring program to engage with students in local elementary schools.

Pribble joined the Vandals after serving as an associate head coach for four seasons at Seattle U, where he helped lead the Redhawks to back-to-back 20-win seasons for the first time since the 1960s and the programs' first-ever Western Athletic Conference regular season title.

During the 2022-23 season, Pribble helped guide the Redhawks to their second consecutive 20-win season and a 7-0 start in WAC play. Seattle U's hot start in conference action received national attention as the Redhawks were among the top teams in the nation to receive votes in the USA TODAY Sports Coaches Poll.

Throughout the season, Pribble was pivotal in the development of First Team All-WAC guard Cameron Tyson, who went on to average 18.6 points per game and total the most three-pointers among all players in the Western Athletic Conference at 97.

The run through the 2021-22 season saw the Redhawks achieve a 23-9 overall record and a 14-4 mark in the WAC, en route to earning a regular season conference championship. Seattle U started WAC play 8-0 for the first time in 10 years and saw the program reach 23 wins for the first

time since 1957-58.

Prior to his time with the Redhawks, Pribble spent four highly successful years as the head men's basketball coach at NCAA Division II Saint Martin's University in Lacey, Washington. He took over a program that went 6-22 overall in the year before Pribble's arrival to quickly rebuild a program that put together four-straight winning seasons, two consecutive trips to the NCAA Tournament, the program's first-ever Sweet 16 berth and achieve the school's highest national ranking (No. 8) in program history.

In the 2018-19 season, Pribble led the Saints to a school record 26 wins and the school's first Great Northwest Athletic Conference regular-season championship. Pribble went on to be named the GNAC Coach of the Year and boast four players who would receive All-GNAC postseason honors and regional recognition.

Before his tenure at Saint Martin's, Pribble spent two seasons as an assistant coach at Eastern Washington from 2013 to 2015. During the 2014-15 season, Pribble helped cap off a historic season for the Eagles, who finished 26-9 overall and 14-4 in the Big Sky Conference to clinch a share of the regular-season title and garner the school's second NCAA Tournament appearance in school history.

Big Sky Player of the Year Tyler Harvey helped facilitate the Eagles' run as the nation's leading scorer at 23.1 points per game, en route to being selected as a second-round pick in the NBA Draft in 2015.

Pribble graduated with a Bachelor of Science degree in sociology in 2007 and a master's degree in education in 2008 from California-Berkeley. A walk-on at Cal before receiving a scholarship after his sophomore season, Pribble played in 76 games for the Bears under Braun during his four-year collegiate career.

A Fairfax, Calif. native, Pribble, 37, graduated from Sir Francis Drake

### The Pribble File

#### Coaching Experience

2007-08 ..... UC-Berkeley  
2008-11 ..... Tamalpais High School  
2011-13 ..... San Francisco State  
2013-15 ..... Eastern Washington University  
2015-19 ..... Saint Martin's University  
2019-23 ..... Seattle University  
2023-Present ..... Idaho

#### Education

2007 California-Berkeley, bachelors, Sociology  
2008 California-Berkeley, Masters, Education

#### Personal

Family ..... Wife: Camille  
Children: One son, Braedon

## PRESEASON NOTES

The Vandals enter the 2025-26 season with high hopes and a similar squad to the 2024-25 campaign, which saw the Black and Gold win their first Big Sky Tournament game since 2017.

UI returns 62.7% of their minutes from a year ago, the 15th most in the nation. Each of Idaho's top three scorers from last season, Kristian Gonzalez, Kolton Mitchell, and Jack Payne, remained with the Vandals. In his sophomore season, Gonzalez posted a team-leading 11.4 points per contest, a mark that places him fifth among returners in the Big Sky, and his effective field goal percentage of 53.9 was among the top third of all players in the country. Mitchell's 11.1 points per game were among the top 50 in the nation by a freshman last season. The Lake City High graduate did more than just score the basketball, as his season total of 114 assists was 14th best by a freshman in all of D1 basketball, and his assist rate was one of the best marks in the nation. Payne earned an all-conference honorable mention nod following a regular season where he averaged 10.8 points and 5.1 rebounds per game, while shooting at a 46% clip from the field. The Boise native turned it up at Starch Madness, averaging 19 points and 6.5 rebounds in Idaho's two postseason games, enough to claim a place on the All-Tournament team.

This doesn't mean Idaho did not go and make a splash in the portal, as they added two big frontcourt pieces in Meridian's Brody Rowbury from Southeastern Louisiana and Seth Joba from Vermont. Rowbury is a veteran at the D1 level, having started 82 games in three seasons for the Lions, where he averaged 8.8 points, 5.6 rebounds, and nearly 26 minutes a game. Joba joins the Vandals after two seasons at Vermont, where he represented the Catamounts in 42 contests. The Orchard Park, NY native shot 32.5% from beyond the arc and 36.4% from the floor, meaning he slots into this Idaho team as a dynamic weapon that can be used in a variety of ways.

Coach Pribble and his staff have placed a premium on in-state talent, with five Gem State natives taking places on this season's roster, the most to suit up for the Vandals since the 1971-72 season. Along with Payne and Mitchell, Lapwai's Titus Yearout returns for his junior season. The former Lapwai Wildcat has appeared in 44 games for Idaho and is coming off a season where he shot nearly 43% from the field and 37% from three. The newest in-state Vandal is Jackson Rasmussen, the Meridian native who was the top recruit in the state last year. Rasmussen played his final prep season at Utah Prep, following three seasons at Owyhee High School in Meridian, where he won two state titles at the 5A level. Last month, Rasmussen was tabbed as Mid-Major Madness' Big Sky Freshman of the Year and was the top freshman commit from the class of 2025 to commit to a Big Sky school, according to 24/7 Sports.

The Vandals kick off the regular season on November 3, with the 280th Battle of the Palouse at Washington State. Idaho's home slate begins with Whitman on Friday, November 7. Highlights on UI's non-conference slate include Big Sky-Summit League Challenge matchups with North Dakota and South Dakota State, a trip to the ACC's Notre Dame, a meeting with the reigning Big West Champion UC San Diego Tritons, and the return of the Holiday Hoops Classic in Boise the week of Thanksgiving. All of this leads to the opening of Idaho's 18-game conference schedule on January 3, at ICCU Arena versus Eastern Washington.

Tickets are available for Idaho's Holiday Hoops Classic on November 26 and 28. Watch the Vandals and Idaho State take on CSUN and Sam Houston State in downtown Boise. Tickets can be purchased through the Idaho Central Arena box office.

Single-game and season tickets are available now. For more information, call the Vandal ticket office at (208) 885-6466 or visit [GoVandals.com/tickets](https://GoVandals.com/tickets).

Fans can follow the Vandals all season long on X, Facebook, and Instagram, @VandalHoops, and with the Voice of the Vandals, Dennis Patchin, at [GoVandals.com/Listen](https://GoVandals.com/Listen). All home and conference contests will be streamed live through ESPN+.

**SHARP SHOOTING LEADS TO 84-81 VICTORY**

Mitchell's 22 points and five Vandals in double-figures lifts Vandals over SDSU late

- » Idaho handed the Jackrabbits only their 11th home loss in the last decade
- » Kolton Mitchell had another strong game from the free throw line, going 8-8
- » Jack Payne posted 14 points, 13 of which were scored in the second half, and five rebounds
- » Brody Rowbury continued to be a threat for Idaho down low, posting 11 points and a game-high eight rebounds

**VANDALS ROLL BEHIND 59 BENCH POINTS**

Idaho scored 49 second half points enroute to 90-58 victory

- » Isaiah Brickner posted 26 points in 17 minutes off the bench on 7-10 shooting
- » Seth Joba posted a career best 13 points, with them all coming in the first half
- » Trevon Blassingame went a perfect 5-5 from the field
- » Biko Johnson was key for Idaho, scoring 12 points and dishing six assists, while being a major contributor on the defensive end, gathering six steals and a block
- » This marks Idaho's largest win against a DI opponent since December 2022 against Northern Illinois

**BEARKATS' HOT SHOOTING TOPS VANDALS**

Sam Houston converted over 60% of their shots in the second half

- » Isaiah Brickner was perfect from everywhere on the floor, going 3-3 from the field, 1-1 from beyond the arc, and 4-4 from the charity stripe
- » Jack Payne lit up the first half scoresheet, leading all scorers with 12 points on 4-7 three point shooting

**JOHNSON LEADS VANDALS IN BOISE VICTORY**

Idaho claims their first regular season win in the City of Trees since 2017

- » Biko Johnson finished the game with a season high 23 points, going 7-17 from the field, while attempting a career-high 14 triples
- » This marks the Vandals' first regular-season win in Boise since November 2017 against Cal Poly
- » As with every win this season, Idaho got more than 20 points from its bench, finishing with 23
- » Isaiah Brickner led the Vandals off the bench with 13 points on 5-9 shooting, while also snagging four rebounds and dishing an assist in his 12 minutes of game time

**STRONG SECOND HALF DELIVERS 29-POINT WIN**

10 first half triples, combined with only allowing 27 in the second half, gives Idaho a 97-68 win

- » Kolton Mitchell posted 14 points, pushing him over the 500 point mark for his career, the second Vandal to do so this season (Kristian Gonzalez)
- » Idaho's 10 threes in the opening half is the most since December 2023 against Northwest Indian
- » Brody Rowbury led Idaho with five assists and nine rebounds
- » Four Vandals finished in double-figures, marking the fourth time in five games this has occurred
- » Attendance at Idaho's first two home games totaled 4,241 fans, the most in the opening two games in Moscow in over 20 years

**COLD SHOOTING STREAK STRIKES**

Defense holds UC San Diego to season-low shooting and rebounding totals

- » Kolton Mitchell totaled 18 points, four rebounds, three assists
- » Jackson Rasmussen played 38 minutes, the most by a Vandal freshman since 2006
- » The Vandals made 11 threes in San Diego, extending the program's streak of 5+ to 50 straight games

**SECOND HALF COMEBACK FALLS SHORT**

Vandals can't overcome a strong shooting night for San Diego, fall 74-78

- » Jackson Rasmussen's 23 points were the most by an Idaho true freshman since Cameron Tyson scored 27 against Weber State in December 2018
- » Kolton Mitchell dealt a season-high six assists
- » The Vandals made seven threes in San Diego, extending the program's streak of 5+ to 49 straight games
- » At least four players scored in double-figures for the third straight game

**44-POINT DOMINATION IN HOME OPENER**

Idaho's victory over Whitman gives them their first 2-0 start in over a decade

- » Largest margin of victory since Pacific Lutheran (44 points) on November 17th, 2023
- » Seth Joba's double-double of 10 points and 13 rebounds, the first points and rebounds double-double by a Vandal since 2/27/25 (Jack Payne vs. Idaho State)
- » Kolton Mitchell shot a perfect 8-8 from the foul line, the most in a row in a single game in his Idaho career
- » Idaho has out-rebounded its opponent in back-to-back games for the seventh time in the Pribble era
- » Six Vandals scored in double-figures for the second straight game

**WIRE-TO-WIRE IN BATTLE OF THE PALOUSE**

Six Vandals score in double-figures, as Idaho wins first game in Pullman since 2014

- » Jackson Rasmussen scored 12 points, the most by an Idaho true freshman since Nigel Burris scored 22 (NAU, 3/4/23)
- » Kristian Gonzalez's 18 points are the most by a Vandal in a season opener against a DI opponent since 2021, and the most off the bench for Idaho since Tyler Linhardt posted 23 against Northern Colorado last season (2/22/25)
- » Idaho shot exactly 50% from the field, the 14th time they had made over half their shots in the Pribble era
- » With 11 triples, Idaho extended their streak of five or more made threes to 47 games, making it the 10th longest streak in the nation
- » Heading into Monday's contest, Washington State was ranked 155th in the KenPom ratings, the highest ranked team Idaho has beat since South Dakota State in December 2021
- » Prior to Monday's victory, the last time Idaho had six or more players with double-figure point totals was against Northwest Indian College (12/16/22)

**RENEWED RIVALRY VS. BOISE STATE**

The Vandals hung tough in 2025 curtain raiser, falling 83-89 to last season's Mountain West runner-up

- » First meeting between the two teams since 2014
- » Four of Idaho's five starters hailed from the Gem State
- » Kolton Mitchell led UI in scoring, posting 18 on 5-14 shooting and five assists
- » Mitchell and Freshman Jackson Rasmussen each pulled down seven boards
- » Idaho converted 47.6% of their three-point attempts, making 10, unofficially the 47th straight contest with five or more made triples



Record	Overall	Home	Away	Neutral
All Games	5-3	3-0	1-2	1-1
Big Sky	-	-	-	-
Non-Conference	5-3	3-0	1-2	1-1

STARTERS										
Opponent	Result	High Points	High Rebounds	High Assists	1	2	3	4	5	RECORD
Washington St.	W, 83-81	Gonzalez, 18	Payne, 7	Mitchell, 4	Mitchell	Johnson	Payne	Rasmussen	Rowbury	1-0
Whitman	W, 94-49	Rasmussen, 19	Joba, 13	Mitchell, 6	Mitchell	Johnson	Payne	Rasmussen	Rowbury	2-0
San Diego	L, 74-78	Rasmussen 23	Rowbury, 8	Mitchell, 6	Mitchell	Johnson	Payne	Rasmussen	Rowbury	2-1
UC San Diego	L, 67-75	Mitchell, 18	Rasmussen, 8	Mitchell, 3	Mitchell	Johnson	Payne	Rasmussen	Rowbury	2-2
Eastern Oregon	W, 97-68	Rasmussen, 22	Rowbury, 9	Rowbury, 5	Mitchell	Johnson	Payne	Rasmussen	Rowbury	3-2
CSUN	W, 78-64	Johnson, 23	Johnson, Payne, 6	Mitchell, 5	Mitchell	Johnson	Payne	Rasmussen	Rowbury	4-2
Sam Houston	L, 68-94	Payne, 14	Rowbury, 5	Johnson, 5	Mitchell	Johnson	Payne	Rasmussen	Rowbury	4-3
North Dakota	W, 90-58	Brickner, 26	Joba, 8	Johnson, 6	Mitchell	Johnson	Payne	Rasmussen	Rowbury	5-3
South Dakota St.	W, 84-81	Mitchell, 22	Rowbury, 8	Rasmussen, 4	Mitchell	Johnson	Payne	Rasmussen	Rowbury	6-3
Notre Dame	-	-	-	-	-	-	-	-	-	-
Evergreen St.	-	-	-	-	-	-	-	-	-	-
Cal Poly	-	-	-	-	-	-	-	-	-	-
CSU Bakersfield	-	-	-	-	-	-	-	-	-	-
Eastern Wash.	-	-	-	-	-	-	-	-	-	-
Montana	-	-	-	-	-	-	-	-	-	-
Montana St.	-	-	-	-	-	-	-	-	-	-
Idaho St.	-	-	-	-	-	-	-	-	-	-
Weber St.	-	-	-	-	-	-	-	-	-	-
Sacramento St.	-	-	-	-	-	-	-	-	-	-
Portland St.	-	-	-	-	-	-	-	-	-	-
Northern Colo.	-	-	-	-	-	-	-	-	-	-
Northern Ariz.	-	-	-	-	-	-	-	-	-	-
Montana St.	-	-	-	-	-	-	-	-	-	-
Montana	-	-	-	-	-	-	-	-	-	-
Weber St.	-	-	-	-	-	-	-	-	-	-
Idaho St.	-	-	-	-	-	-	-	-	-	-
Portland St.	-	-	-	-	-	-	-	-	-	-
Sacramento St.	-	-	-	-	-	-	-	-	-	-
Northern Ariz.	-	-	-	-	-	-	-	-	-	-
Northern Colo.	-	-	-	-	-	-	-	-	-	-
Eastern Wash.	-	-	-	-	-	-	-	-	-	-

Attendance	Games	Totals	Avg/Game
Home	3	5877	1959
Away	4	7765	1941
Neutral	2	2798	1399
Overall	9	16440	1827

Margin	1	2	3	4	5	6	7	8	9	10	11	12	13	14	15	16	17	18	19	20	21	22	23	24	25	26	27	28	29	30	31
Victory	2	44			29	14		32	3																						
Defeat			4	8			26																								

Specialty Stats					
Opponent	PP	POT	2nd	FAST	BP
Washington St.	34/26	11/8	8/9	8/4	29/42
Whitman	40/12	22/9	12/6	19/5	39/21
San Diego	34/22	12/13	12/9	15/9	8/10
UC San Diego	18/36	8/8	12/6	5/23	18/15
Eastern Oregon	44/20	23/7	17/9	4/3	40/26
CSUN	18/34	10/10	18/11	5/16	23/7
Sam Houston	24/30	5/10	9/16	2/10	23/55
North Dakota	26/20	23/8	11/0	7/8	59/20
South Dakota St.	30/36	5/12	8/6	7/11	19/29
Notre Dame	-	-	-	-	-
Evergreen St.	-	-	-	-	-
Cal Poly	-	-	-	-	-
CSU Bakersfield	-	-	-	-	-
Eastern Wash.	-	-	-	-	-
Montana	-	-	-	-	-
Montana St.	-	-	-	-	-
Idaho St.	-	-	-	-	-
Weber St.	-	-	-	-	-
Sacramento St.	-	-	-	-	-
Portland St.	-	-	-	-	-
Northern Colo.	-	-	-	-	-
Northern Ariz.	-	-	-	-	-
Montana St.	-	-	-	-	-
Montana	-	-	-	-	-
Weber St.	-	-	-	-	-
Idaho St.	-	-	-	-	-
Portland St.	-	-	-	-	-
Sacramento St.	-	-	-	-	-
Northern Ariz.	-	-	-	-	-
Northern Colo.	-	-	-	-	-
Eastern Wash.	-	-	-	-	-
Idaho Average	29.8	13.2	11.9	8	25.6
Opp. Average	26.2	9.4	8.0	9.9	25

## 2025-26 Schedule

Opponent	Result	Idaho vs. Opp.	Previous Series Streak	Opp. Record
Washington St.	W, 83-81	110-169	L6	0-0
Whitman	W, 94-49	76-29	W5	0-0
San Diego	L, 74-78	3-2	L1	1-1
UC San Diego	L, 67-75	2-1	L1	3-0
Eastern Oregon	W, 97-68	8-0	W8	3-1
CSUN	W, 78-64	6-8	W1	3-2
Sam Houston	L, 68-94	2-2	W1	4-2
North Dakota	W, 90-58	7-3	W4	3-6
South Dakota St.	W, 84-81	5-5	W1	5-4
Notre Dame	-	0-1	L1	7-3
Evergreen St.	-	-	-	-
Cal Poly	-	-	-	-
CSU Bakersfield	-	-	-	-
Eastern Wash.	-	-	-	-
Montana	-	-	-	-
Montana St.	-	-	-	-
Idaho St.	-	-	-	-
Weber St.	-	-	-	-
Sacramento St.	-	-	-	-
Portland St.	-	-	-	-
Northern Colo.	-	-	-	-
Northern Ariz.	-	-	-	-
Montana St.	-	-	-	-
Montana	-	-	-	-
Weber St.	-	-	-	-
Idaho St.	-	-	-	-
Portland St.	-	-	-	-
Sacramento St.	-	-	-	-
Northern Ariz.	-	-	-	-
Northern Colo.	-	-	-	-
Eastern Wash.	-	-	-	-

**Last time a Vandal team...**

Scored 110 points.....	Idaho 125, Northwest Indian College 51 (12/16/22)
Scored 100 points.....	Idaho 101, Evergreen State 58 (11/19/24)
Scored 90 points.....	Idaho 90, North Dakota 58 (12/3/25)
Scored Fewer than 60 points.....	Idaho 57, Portland State 72 (3/04/24)
Scored Fewer than 50 points.....	Idaho 48, Montana State 62 (2/29/24)
Won by 30 points.....	Idaho 90, North Dakota 58 (12/3/25)
Shot 65% from the floor.....	70.5% (31-44) vs. George Fox (11/12/21)
Shot 60% from the floor.....	63.5 (33-52) at Sac State (2/4/23)
Shot <35% from the floor.....	34% (17-50) vs. Montana State (2/29/24)
Shot 50% from 3FG.....	50.0% (10-20) at EWU (2/15/25)
Shot <30% from 3FG.....	29.7% (11-37) vs Sam Houston (11/28/25)
Made 10 3FGs.....	11, vs South Dakota State (12/6/25)
Shot 75% from the FT line.....	91.7% (22-24) vs North Dakota (12/3/25)
Shot <50% from the FT line.....	46.7% (7-15) vs Sam Houston (11/28/25)
Had 50 rebounds.....	53, vs Whitman (11/7/25)
Had 20 offensive rebounds.....	22, vs. Evergreen State (11/19/24)
Had 20 assists.....	20 vs North Dakota (12/3/25)
Had 20 turnovers.....	21, vs Portland State (2/6/25)
Had fewer than 10 turnovers.....	9 vs South Dakota State (12/6/25)
Had 10 steals.....	11 vs. Sacramento State (2/8/25)
Had 10 blocks.....	10, vs. San Jose State (2/2/13)
Had two 20-point scorers.....	Gonzalez (24), Payne (20) vs PSU (3/11/25)
Had four double-digit scorers.....	5 vs South Dakota State (12/6/25)
Won an overtime game.....	vs. UC San Diego (11/24/23)
Lost an overtime game.....	vs. Sac State (1/5/23)
Won a double-overtime game.....	vs. Montana (2/26/15)

**Last time a Vandal individual**

Had a double-double (pts/rebs) .....	Seth Joba, (10/13), Whitman (11/7/25)
Had a double-double (pts/asts).....	Mike Scott, 15/10 (1/17/15)
Had 10 assists.....	Divant'e Moffitt, 10 (11/10/22)
Had 20/10 (pts/rebs) .....	Julius Mims, 23/11 (12/21/23)
Scored 30 points.....	Kolton Mitchell, 32 at Pacific (12/21/24)
Scored 40 points.....	Isaac Jones, 42 (1/5/23)
Had 15 rebounds.....	Kyle Barone, 15 (2/28/13)
Had 5 steals.....	Biko Johnson, 5 (11/12/25)
Had 5 blocks.....	Julius Mims, 5 (1/25/24)

**Last time a Vandal opponent**

Scored 90 points.....	Sam Houston, 94 (11/28/25)
Scored fewer than 60 points.....	North Dakota, 58 (12/3/24)
Scored fewer than 50 points.....	Sacramento State, 45 (2/5/24)
Shot 60% from the floor.....	Northern Colorado, 63.2% (2/22/25)
Shot <30% from the floor.....	Whitman, 24.6% (11/7/25)
Shot 50% from 3FG.....	Sam Houston, 59.3% (11/28/25)
Shot <30% from 3FG.....	North Dakota, 29.2% (12/3/25)
Made 10 3FGs.....	Sam Houston, 16 (11/28/25)
Shot 75% from the FT line.....	Weber State, 77.8% (3/1/25)
Shot <50% from the FT line.....	North Dakota, 42.9% (12/6/22)
Had fewer than 25 rebounds.....	North Dakota, 20 (12/3/25)
Had 20 offensive rebounds.....	Cal Poly, 22 (11/24/21)
Had 20 assists.....	Sam Houston, 22 (11/28/25)
Had fewer than 10 turnovers.....	South Dakota State, 5 (12/6/25)
Had 10 steals.....	Portland State, 12 (2/6/25)
Had no blocks.....	South Dakota State (12/6/25)

**2025-26 IDAHO RECORD WHEN...**

	<b>Overall</b>	<b>BSC</b>
Leading at Halftime	4-2	-
Trailing at Halftime	1-1	-
Tied at Halftime	1-0	-
Higher FG% than opp.	6-0	-
Lower/equal FG%	0-3	-
Shoot >45%	5-0	-
Shoot <45%	1-3	-
Opp. shoot >45%	3-3	-
Opp. shoot <45%	3-0	-
Higher 3FG% than opp.	6-2	-
Lower/equal 3FG%	0-1	-
Shoot >35%	5-0	-
Shoot <35%	1-3	-
Opp. shoot >35%	1-2	-
Opp. shoot <35%	5-1	-
Score <70 points	0-2	-
Score 70-plus points	1-1	-
Score 80-plus points	2-0	-
Score 90-plus points	3-0	-
Allow <70 points	4-0	-
Allow 70-plus points	0-2	-
Allow 80-plus points	2-0	-
Allow 90-plus points	0-1	-
Close Games*	2-1	-
Overtime games	-	-
Outrebound opp.	6-2	-
Fewer/equal rebounds	0-1	-
40-plus rebounds	2-1	-
<40 rebound	4-2	-
Fewer turnovers	1-0	-
More/equal turnovers	5-3	-
More pts. in paint	4-1	-
Fewer/equal pts. in paint	2-2	-
More 2nd chance pts.	4-2	-
Fewer/equal	2-1	-
More bench pts.	4-1	-
Fewer/equal bench pts.	2-2	-
November	4-3	-
December	2-0	-
January	-	-
February	-	-
March	-	-
White uniforms	5-1	-
Black uniforms	1-2	-
Gold uniforms	-	-
vs. teams with >.500 record	3-2	-
vs. teams with ≤.500 record	3-1	-

\* - Games decided by five or fewer

## BIG SKY PRESEASON HONORS

## 2025 - 26 BIG SKY PRESEASON ALL-CONFERENCE

Player	School
Money Williams*	Montana
Terri Miller Jr.	Portland State
Jaylin Henderson	Portland State
Andrew Cook	Eastern Washington
Tre-Vaughn Minott	Portland State
Jack Payne	Idaho

\*MVP

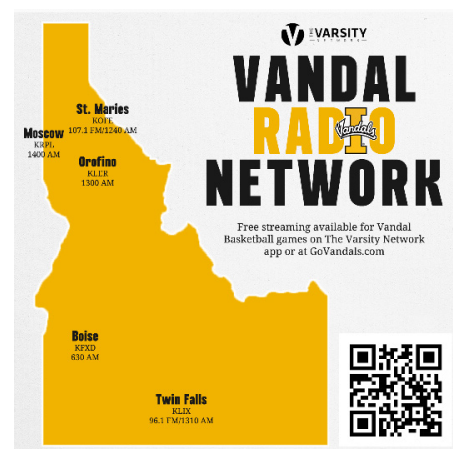
## 2025 - 26 BIG SKY PLAYERS OF THE WEEK

11/11 - Isaiah Moses, Eastern Washington  
 11/18 - Money Williams, Montana  
 11/25 - Quinn Denker, Northern Colorado  
 12/2 - Quinn Denker, Northern Colorado

## IDAHO RADIO NETWORK

Listen all season long as Voice of the Vandals Dennis Patchin calls all the action live from the game, live on your radio across Idaho and worldwide via the web or the Varsity Network App. Pregame coverage for each game starts 30 minutes prior to tip-off.

CITY	CALL	FREQUENCY
Boise	KFXD	630 AM
Moscow	KRPL	1400 AM
Orofino	KLER	1300 AM
St. Maries	KOFE	107.1 FM
St. Maries	KOFE	1240 AM
Twin Falls	KLIX	96.1 FM
Twin Falls	KLIX	1310 AM
Worldwide		GoVandals.com



Idaho Athletics mourns the loss of former men's basketball letterwinner and head coach Don Monson, who led the Vandals to two NCAA Tournament appearances, including the Sweet Sixteen in 1982. He was 92.

In just four seasons, Monson took the Vandals from a fledgling 4-22 record to the Sweet Sixteen, earning the 1981-82 National Coach of the Year honor.

During his five seasons in Moscow, the Couer 'dAlene native went 100-41, won the only two Big Sky Tournament titles in school history, and had the Vandals ranked as high as sixth in the AP Poll.

His teams would regularly pull crowds of more than 10,000 to the Kibbie Dome, where Idaho had a strong home court advantage, going 51-2 in Monson's final four seasons as head coach. His conference winning percentage of .671 is the fourth highest ever by a Big Sky head coach.

Monson was inducted into the Idaho Athletics Hall of Fame in 2007 as a charter member. Additionally, the coaches' offices in ICCU Arena were named the Don Monson Coaching Offices upon the building's opening in 2021. Earlier this year, Monson and the iconic '81-'82 Vandals were inducted into the Hoopfest Hall of Fame, honoring everything they brought to the Palouse, Spokane, and their rich basketball histories.

Monson was a 1955 graduate of the University and a true Vandal. We will remember him and his legacy all season long.

DON MONSON  
1933-2025



Game Records					Score by Periods																	
Record	Overall	Home	Away	Neutral	Team	1st	2nd	OT	TOT													
ALL GAMES	6-3	3-0	2-2	1-1	Idaho Opponents	355 313	380 335	0 0	735 648													
CONFERENCE	0-0	0-0	0-0	0-0																		
NON-CONFERENCE	6-3	3-0	2-2	1-1																		
Team Box Score																						
No.	Player				Total		3-Point		F-Throw		Rebounds											
		GP-GS	MIN	AVG	FG-FGA	FG%	3FG-3FGA	3FG%	FT-FTA	FT%	OFF	DEF	TOT	AVG	PF	DQ	A	TO	BLK	STL	PTS	AVG
10	GONZALEZ, Kristian	1-0	18:07	18.1	6-8	.750	3-4	.750	3-3	1.000	0	1	1	1.0	0	0	0	2	0	0	18	18.0
12	RASMUSSEN, Jackson	9-9	282:30	31.4	47-79	.595	8-24	.333	31-45	.689	12	25	37	4.1	16	0	13	19	2	2	133	14.8
14	MITCHELL, Kolton	9-9	243:18	27.0	28-89	.315	17-51	.333	34-42	.810	4	20	24	2.7	24	0	36	12	1	10	107	11.9
5	BRICKNER, Isaiah	8-0	99:50	12.5	27-43	.628	14-22	.636	16-18	.889	5	18	23	2.9	11	1	7	7	0	4	84	10.5
3	JOHNSON, Biko	9-9	229:01	25.4	26-78	.333	13-46	.283	16-23	.696	5	20	25	2.8	25	1	27	20	1	11	81	9.0
0	ROWBURY, Brody	9-9	226:04	25.1	27-45	.600	2-7	.286	24-31	.774	18	32	50	5.6	25	1	14	12	2	2	80	8.9
7	PAYNE, Jack	9-9	240:60	26.8	27-73	.370	15-51	.294	7-10	.700	7	43	50	5.6	15	0	13	14	4	7	76	8.4
21	JOBÄ, Seth	9-0	156:02	17.3	23-47	.489	11-28	.393	8-12	.667	17	28	45	5.0	24	0	8	8	5	3	65	7.2
24	KLAPPER, Miles	7-0	90:02	12.9	17-28	.607	11-21	.524	2-3	.667	4	7	11	1.6	8	0	4	2	0	4	47	6.7
1	BLASSINGAME, Trevon	9-0	154:26	17.2	11-21	.524	7-17	.412	3-3	1.000	6	22	28	3.1	16	0	8	5	1	6	32	3.6
15	STEELE, Ewan	5-0	35:41	7.1	3-7	.429	1-2	.500	2-3	.667	1	9	10	2.0	2	0	3	0	0	0	9	1.8
4	SEVILLA, Aidan	5-0	24:00	4.8	1-6	.167	0-3	.000	1-2	.500	0	2	2	0.4	0	0	3	0	0	0	3	0.6
Team											15	16	31					4				
Total		9	1800		243-524	.464	102-276	.370	147-195	.754	94	243	337	37.4	166	3	136	105	16	49	735	81.7
Opponents		9	1800		221-519	.426	74-223	.332	132-191	.691	72	202	274	30.4	176	5	111	93	14	66	648	72.0

Team Statistics			Team Results		
			Date	Opponent	Score Att.
Scoring			11/03/2025	at Washington St.	W 83-81 3588
Points per game			11/07/2025	Whitman	W 94-49 2295
Scoring margin			11/12/2025	at San Diego	L 74-78 456
Field goals-att			11/15/2025	at UC San Diego	L 67-75 2486
Field goal pct			11/22/2025	Eastern Ore.	W 97-68 1946
3 point fg-att			11/26/2025	vs CSUN	W 78-64 0
3-point FG pct			11/28/2025	vs Sam Houston	L 68-94 0
3-pt FG made per game			12/03/2025	North Dakota	W 90-58 1636
Free throws-att			12/06/2025	at South Dakota St.	W 84-81 1235
Free throw pct					
F-Throws made per game					
Rebounds					
Rebounds per game					
Rebounding margin					
Assists					
Assists per game					
Turnovers					
Turnovers per game					
Turnover margin					
Assist/turnover ratio					
Steals					
Steals per game					
Blocks					
Blocks per game					
Winning streak					
Home win streak					
Attendance					
Home games-Avg/Game					
Neutral site-Avg/Game					

			Total		3-Pointers		Free throws		Rebounds											
Opponent	Date	Score		FG-FGA	PCT	3FG-3FGA	PCT	FT-FTA	PCT	OFF	DEF	TOT	AVG	PF	A	TO	BLK	STL	PTS	AVG
at Washington St.	11/03/2025	83-81	W	29-58	.500	11-28	.393	14-19	.737	7	28	35	35.0	23	14	11	3	3	83	83.0
Whitman	11/07/2025	94-49	W	33-60	.550	12-25	.480	16-18	.889	12	41	53	44.0	12	25	16	1	8	94	88.5
at San Diego	11/12/2025	74-78	L	24-59	.407	7-25	.280	19-25	.760	19	21	40	42.7	15	14	16	2	7	74	83.7
at UC San Diego	11/15/2025	67-75	L	21-60	.350	11-32	.344	14-20	.700	11	27	38	41.5	21	12	11	1	5	67	79.5
Eastern Ore.	11/22/2025	97-68	W	36-66	.545	13-31	.419	12-18	.667	10	28	38	40.8	16	17	8	3	8	97	83.0
vs CSUN	11/26/2025	78-64	W	22-60	.367	12-41	.293	22-27	.815	11	29	40	40.7	21	12	11	1	7	78	82.2
vs Sam Houston	11/28/2025	68-94	L	25-56	.446	11-37	.297	7-15	.467	8	16	24	38.3	16	11	9	1	1	68	80.1
North Dakota	12/03/2025	90-58	W	27-52	.519	14-29	.483	22-24	.917	9	26	35	37.9	18	20	14	3	8	90	81.4
at South Dakota St.	12/06/2025	84-81	W	26-53	.491	11-28	.393	21-29	.724	7	27	34	37.4	24	11	9	1	2	84	81.7
Total		735		243-524	.464	102-276	.370	147-195	.754	94	243	337	37.4	166	136	105	16	49	735	81.7
Opponents		648		221-519	.426	74-223	.332	132-191	.691	72	202	274	30.4	176	111	93	14	66	648	72.0

Idaho Averages

Games Played	Points/ game	FG Pct	3FG Pct	FT Pct	Rebounds/ game	Assists/ game	Turnovers/ game	Assist/Turnover ratio	Steals/ game	Blocks/ game
9	81.7	46.4	37.0	75.4	37.4	15.1	11.7	1.3	5.4	1.8



2025-26 Idaho Men's Basketball  
Overall Team Statistics  
All games

Page 1/1  
as of Dec 09, 2025

## Team Statistics

	UI	OPP
<b>Scoring</b>	<b>735</b>	<b>648</b>
Points per game	81.7	72.0
Scoring margin	+9.7	-
<b>Field goals-att</b>	<b>243-524</b>	<b>221-519</b>
Field goal pct	.464	.426
<b>3 point fg-att</b>	<b>102-276</b>	<b>74-223</b>
3-point FG pct	.370	.332
3-pt FG made per game	11.3	8.2
<b>Free throws-att</b>	<b>147-195</b>	<b>132-191</b>
Free throw pct	.754	.691
F-Throws made per game	16.3	14.7
<b>Rebounds</b>	<b>337</b>	<b>274</b>
Rebounds per game	37.4	30.4
Rebounding margin	+7.0	-
<b>Assists</b>	<b>136</b>	<b>111</b>
Assists per game	15.1	12.3
<b>Turnovers</b>	<b>105</b>	<b>93</b>
Turnovers per game	11.7	10.3
Turnover margin	-1.3	-
Assist/turnover ratio	1.3	1.2
<b>Steals</b>	<b>49</b>	<b>66</b>
Steals per game	5.4	7.3
<b>Blocks</b>	<b>16</b>	<b>14</b>
Blocks per game	1.8	1.6
<b>Winning streak</b>	<b>2</b>	<b>-</b>
Home win streak	3	-
<b>Attendance</b>	<b>5877</b>	<b>7765</b>
Home games-Avg/Game	3-1959	4-1941
Neutral site-Avg/Game	-	2-0

## Score by Periods

Team	1st	2nd	OT	TOT
Idaho	355	380	0	735
Opponents	313	335	0	648







2025-26 Idaho Men's Basketball  
Category Leaders  
All games

Page 1/3  
as of Dec 09, 2025

## Points

##	Player	G	Pts	Pts/G
12	Rasmussen, Jackson	9	133	14.8
14	Mitchell, Kolton	9	107	11.9
5	Brickner, Isaiah	8	84	10.5
3	Johnson, Biko	9	81	9.0
0	Rowbury, Brody	9	80	8.9
7	Payne, Jack	9	76	8.4
21	Joba, Seth	9	65	7.2
24	Klapper, Miles	7	47	6.7
1	Blassingame, Trevon	9	32	3.6
10	Gonzalez, Kristian	1	18	18.0
15	Steele, Ewan	5	9	1.8
4	Sevilla, Aidan	5	3	0.6

## Scoring Average

##	Player	G	Pts	Pts/G
10	Gonzalez, Kristian	1	18	18.0
12	Rasmussen, Jackson	9	133	14.8
14	Mitchell, Kolton	9	107	11.9
5	Brickner, Isaiah	8	84	10.5
3	Johnson, Biko	9	81	9.0
0	Rowbury, Brody	9	80	8.9
7	Payne, Jack	9	76	8.4
21	Joba, Seth	9	65	7.2
24	Klapper, Miles	7	47	6.7
1	Blassingame, Trevon	9	32	3.6
15	Steele, Ewan	5	9	1.8
4	Sevilla, Aidan	5	3	0.6

## Field Goal Percentage

##	Player	FG	Att	Pct
10	Gonzalez, Kristian	6	8	.750
5	Brickner, Isaiah	27	43	.628
24	Klapper, Miles	17	28	.607
0	Rowbury, Brody	27	45	.600
12	Rasmussen, Jackson	47	79	.595
1	Blassingame, Trevon	11	21	.524
21	Joba, Seth	23	47	.489
15	Steele, Ewan	3	7	.429
7	Payne, Jack	27	73	.370
3	Johnson, Biko	26	78	.333
14	Mitchell, Kolton	28	89	.315
4	Sevilla, Aidan	1	6	.167

## Field Goal Attempts

##	Player	G	Att	Att/G
14	Mitchell, Kolton	9	89	9.9
12	Rasmussen, Jackson	9	79	8.8
3	Johnson, Biko	9	78	8.7
7	Payne, Jack	9	73	8.1
21	Joba, Seth	9	47	5.2

## Field Goals Made

##	Player	G	Made	Made/G
12	Rasmussen, Jackson	9	47	5.2
14	Mitchell, Kolton	9	28	3.1
5	Brickner, Isaiah	8	27	3.4
0	Rowbury, Brody	9	27	3.0
7	Payne, Jack	9	27	3.0

## 3-Point FG Percentage

##	Player	3FG	Att	Pct
10	Gonzalez, Kristian	3	4	.750
5	Brickner, Isaiah	14	22	.636
24	Klapper, Miles	11	21	.524
15	Steele, Ewan	1	2	.500
1	Blassingame, Trevon	7	17	.412
21	Joba, Seth	11	28	.393
12	Rasmussen, Jackson	8	24	.333
14	Mitchell, Kolton	17	51	.333
7	Payne, Jack	15	51	.294
0	Rowbury, Brody	2	7	.286
3	Johnson, Biko	13	46	.283

## 3-Point FG Attempts

##	Player	G	Att	Att/G
14	Mitchell, Kolton	9	51	5.7
7	Payne, Jack	9	51	5.7
3	Johnson, Biko	9	46	5.1
21	Joba, Seth	9	28	3.1
12	Rasmussen, Jackson	9	24	2.7

## 3-Point FG Made

##	Player	G	Made	Made/G
14	Mitchell, Kolton	9	17	1.9
7	Payne, Jack	9	15	1.7
5	Brickner, Isaiah	8	14	1.8
3	Johnson, Biko	9	13	1.4
21	Joba, Seth	9	11	1.2

## Free Throw Percentage

##	Player	Made	Att	Pct
10	Gonzalez, Kristian	3	3	1.000
1	Blassingame, Trevon	3	3	1.000
5	Brickner, Isaiah	16	18	.889
14	Mitchell, Kolton	34	42	.810
0	Rowbury, Brody	24	31	.774
7	Payne, Jack	7	10	.700
3	Johnson, Biko	16	23	.696
12	Rasmussen, Jackson	31	45	.689
21	Joba, Seth	8	12	.667
24	Klapper, Miles	2	3	.667
15	Steele, Ewan	2	3	.667
4	Sevilla, Aidan	1	2	.500

## Free Throw Attempts

##	Player	G	Att	Att/G
12	Rasmussen, Jackson	9	45	5.0
14	Mitchell, Kolton	9	42	4.7
0	Rowbury, Brody	9	31	3.4
3	Johnson, Biko	9	23	2.6
5	Brickner, Isaiah	8	18	2.3

## Free Throws Made

##	Player	G	Made	Made/G
14	Mitchell, Kolton	9	34	3.8
12	Rasmussen, Jackson	9	31	3.4
0	Rowbury, Brody	9	24	2.7
5	Brickner, Isaiah	8	16	2.0
3	Johnson, Biko	9	16	1.8

## Rebounds

##	Player	G	Reb	Reb/G
0	Rowbury, Brody	9	50	5.6
7	Payne, Jack	9	50	5.6
21	Joba, Seth	9	45	5.0
12	Rasmussen, Jackson	9	37	4.1
1	Blassingame, Trevon	9	28	3.1

## Assists

##	Player	G	Ast	Ast/G
14	Mitchell, Kolton	9	36	4.0
3	Johnson, Biko	9	27	3.0
0	Rowbury, Brody	9	14	1.6
12	Rasmussen, Jackson	9	13	1.4
7	Payne, Jack	9	13	1.4

## Rebounds Average

##	Player	G	Reb	Reb/G
0	Rowbury, Brody	9	50	5.6
7	Payne, Jack	9	50	5.6
21	Joba, Seth	9	45	5.0
12	Rasmussen, Jackson	9	37	4.1
1	Blassingame, Trevon	9	28	3.1

## Steals

##	Player	G	Stl	Stl/G
3	Johnson, Biko	9	11	1.2
14	Mitchell, Kolton	9	10	1.1
7	Payne, Jack	9	7	0.8
1	Blassingame, Trevon	9	6	0.7
5	Brickner, Isaiah	8	4	0.5

## Offensive Rebounds

##	Player	G	OReb	OReb/G
0	Rowbury, Brody	9	18	2.0
21	Joba, Seth	9	17	1.9
12	Rasmussen, Jackson	9	12	1.3
7	Payne, Jack	9	7	0.8
1	Blassingame, Trevon	9	6	0.7

## Blocked Shots

##	Player	G	Blk	Blk/G
21	Joba, Seth	9	5	0.6
7	Payne, Jack	9	4	0.4
12	Rasmussen, Jackson	9	2	0.2
0	Rowbury, Brody	9	2	0.2
14	Mitchell, Kolton	9	1	0.1

## Defensive Rebounds

##	Player	G	DReb	DReb/G
7	Payne, Jack	9	43	4.8
0	Rowbury, Brody	9	32	3.6
21	Joba, Seth	9	28	3.1
12	Rasmussen, Jackson	9	25	2.8
1	Blassingame, Trevon	9	22	2.4

## Minutes

##	Player	G	Min	Min/G
12	Rasmussen, Jackson	9	283	31:23
14	Mitchell, Kolton	9	243	27:02
7	Payne, Jack	9	241	26:47
3	Johnson, Biko	9	229	25:27
0	Rowbury, Brody	9	226	25:07



**2025-26 Idaho Men's Basketball**  
**Team High/Low Analysis**  
**All games**

Page 1/4  
as of Dec 09, 2025

### Idaho - Game Highs

<b>POINTS</b>	97	Eastern Ore. (11/22/2025)
	94	Whitman (11/07/2025)
	90	North Dakota (12/03/2025)
	84	at South Dakota St. (12/06/2025)
	83	at Washington St. (11/03/2025)
<b>FIELD GOALS MADE</b>	36	Eastern Ore. (11/22/2025)
	33	Whitman (11/07/2025)
<b>FIELD GOAL ATTEMPTS</b>	66	Eastern Ore. (11/22/2025)
	60	vs CSUN (N) (11/26/2025)
	60	at UC San Diego (11/15/2025)
	60	Whitman (11/07/2025)
<b>FIELD GOAL PERCENTAGE</b>	.550 (33-60)	Whitman (11/07/2025)
	.545 (36-66)	Eastern Ore. (11/22/2025)
<b>3 PT FG MADE</b>	14	North Dakota (12/03/2025)
	13	Eastern Ore. (11/22/2025)
<b>3 PT FG ATTEMPTS</b>	41	vs CSUN (N) (11/26/2025)
	37	vs Sam Houston (N) (11/28/2025)
<b>3 PT FG PERCENTAGE</b>	.483 (14-29)	North Dakota (12/03/2025)
	.480 (12-25)	Whitman (11/07/2025)
<b>FREE THROWS MADE</b>	22	North Dakota (12/03/2025)
	22	vs CSUN (N) (11/26/2025)
<b>FREE THROW ATTEMPTS</b>	29	at South Dakota St. (12/06/2025)
	27	vs CSUN (N) (11/26/2025)
<b>FREE THROW PERCENTAGE</b>	.917 (22-24)	North Dakota (12/03/2025)
	.889 (16-18)	Whitman (11/07/2025)
<b>REBOUNDS</b>	53	Whitman (11/07/2025)
	40	vs CSUN (N) (11/26/2025)
	40	at San Diego (11/12/2025)
<b>ASSISTS</b>	25	Whitman (11/07/2025)
	20	North Dakota (12/03/2025)
<b>STEALS</b>	8	North Dakota (12/03/2025)
	8	Eastern Ore. (11/22/2025)
	8	Whitman (11/07/2025)
<b>BLOCKED SHOTS</b>	3	North Dakota (12/03/2025)
	3	Eastern Ore. (11/22/2025)
	3	at Washington St. (11/03/2025)
<b>TURNOVERS</b>	16	at San Diego (11/12/2025)
	16	Whitman (11/07/2025)
<b>FOULS</b>	24	at South Dakota St. (12/06/2025)
	23	at Washington St. (11/03/2025)





BRODY  
ROWBURY

0

SR

FORWARD

6-9

255

MERIDIAN, ID

SOUTHEASTERN LOUISIANA

- AWARDS:
- 2024 Southland Conference Spring Commissioner's Honor Roll
  - 2024 Southland Conference All-Academic First Team
  - 2023 Southland Conference Spring Commissioner's Honor Roll
- SOUTHEASTERN LOUISIANA
- 2024-25:
- Started a career-high 31 games
  - Averaged 8.6 points & 5.4 rebounds a game
  - Converted 41.2% of his three point attempts and a career-high 77.8% from the free throw line
  - Grabbed 15 steals and blocked 11 shots
  - Pulled down a career-high 15 rebounds vs. Lamar (Feb. 3)
- 2023-24:
- Started 30 of the 31 games he played in during the season
  - Averaged 8.7 points & 5.7 rebounds per game
  - Connected on 50.9% of his shots & 75.2% of his free throw attempts
  - Credited with 15 blocked shots on the year
  - Had two points-rebounds double-doubles on the season
  - Scored season high 20 points vs. Incarnate Word (March 4)
  - The highest rebound game was 13 vs. Houston Christian (Jan. 29)
  - Dished out three assists against Texas A&M-Corpus Christi (March 2)
  - Had five games with two blocks
  - Named Southland Conference All-Academic First Team
  - Named to Southland Conference Commissioner's Spring Honor Roll
- 2022-23:
- Started 20 of the 27 contests he appeared in for Southeastern during his freshman campaign
  - Hit 60.7% of his shot attempts to lead the Lions
  - Averaged 9.1 points & 5.8 rebounds per game
  - Had three double-doubles on the season, including a 16-point, 11-rebound performance to close out the regular season against Houston Christian
  - Scored season-high 18 points twice, against Vanderbilt & Incarnate Word
  - Grabbed season-high 12 rebounds twice, doing so in back-to-back contests against Houston Christian & Lamar
  - Averaged 22.3 minutes per contest in his first season in Hammond
  - Was named to the Southland Conference Commissioner's Spring Honor Roll

CAREER HIGHS

Points	20, two times
Rebounds	15 vs. Lamar (2/3/25)
Assists	5 vs. Eastern Oregon (11/22/25)
Blocks	2, nine times
Steals	2, six times
Field Goals	8 vs. UIW (2/2/23)
Field Goal Att.	12 vs. UIW (2/2/23)
3-point FGS	1, eight times
3-point FG Att.	4 vs. Sam Houston (11/28/25)
Free Throws	11 at East Texas A&M (1/20/25)
Free Throw Att.	12, two times
Minutes	38 vs. Murray St. (12/16/23)

SEASON HIGHS

Points	13 at Washington St. (11/3/25)
Rebounds	9 vs. Eastern Oregon (11/22/25)
Assists	5 vs. Eastern Oregon (11/22/25)
Blocks	1, two times
Steals	1, two times
Field Goals	5, three times
Field Goal Att.	10 vs. Sam Houston (11/28/25)
3-point FGS	1, two times
3-point FG Att.	4 vs. Sam Houston (11/28/25)
Free Throws	6 vs. CSUN (11/26/25)
Free Throw Att.	8 vs. CSUN (11/26/25)
Minutes	30 vs. CSUN (11/26/25)

Miscellaneous

Double-Figure Pts.	5 (3-2)
20+ points	0 (0-0)
Led team in pts.	0 (0-0)
5+ rebounds	6 (3-3)
10+ rebounds	0 (0-0)
Led team in rebs.	3 (2-1)
5+ assists	1 (1-0)
10+ assists	0 (0-0)
Fouled out	1 (1-0)
Double Double	0 (0-0)

#0 ROWBURY, Brody

Opponent	Date	GS	MIN	Total		3-Pointers		Free throws		Rebounds				PF	A	TO	BLK	STL	PTS	AVG
				FG-FGA	PCT	3FG-3FGA	PCT	FT-FTA	PCT	OFF	DEF	TOT	AVG							
Eastern Ore.	11/22/2025	*	22:08	2-3	.667	0-0	.000	1-2	.500	5	4	9	9.0	1	5	2	0	0	5	5.0
vs CSUN	11/26/2025	*	30:07	0-1	.000	0-0	.000	6-8	.750	0	2	2	5.5	3	2	0	1	0	6	5.5
vs Sam Houston	11/28/2025	*	28:11	5-10	.500	1-4	.250	0-0	.000	0	5	5	5.3	2	0	1	0	0	11	7.3
North Dakota	12/03/2025	*	20:17	0-0	.000	0-0	.000	5-6	.833	1	1	2	4.5	4	2	4	1	0	5	6.8
at South Dakota St.	12/06/2025	*	26:57	4-6	.667	0-1	.000	3-4	.750	2	6	8	5.2	3	0	1	0	1	11	7.6
Totals		5	127:40	11-20	.550	1-5	.200	15-20	.750	8	18	26	5.2	13	9	8	2	1	38	7.6

LAST FIVE GAMES

Player Averages

Games Played	Minutes/ game	Points/ game	FG Pct	3FG Pct	FT Pct	Rebounds/ game	Assists/ game	Turnovers/ game	Assist/Turnover ratio	Steals/ game	Blocks/ game
5	25.5	7.6	55.0	20.0	75.0	5.2	1.8	1.6	1.1	0.2	0.4

ROWBURY, Brody

BRODY'S CAREER STATS

				Field Goals		3-Point		F-Throws		Rebounds								Scoring		
SEASON	TEAM	GP-GS	MIN/AVG	FG-FGA	FG%	3FG-3FGA	3FG%	FT-FTA	FT%	OFF	DEF	TOT	AVG	PF-FO	A	TO	BLK	STL	PTS	AVG
2022-23	SL	27-20	603/22.3	91-150	.607	0-0	.000	64-92	.696	69	87	156	5.8	80-1	17	30	14	11	246	9.1
2023-24	SL	31-30	858/27.7	87-171	.509	0-2	.000	97-129	.752	66	111	177	5.7	83-2	21	47	15	16	271	8.7
2024-25	SL	31-31	849/27.4	88-166	.530	7-17	.412	84-108	.778	69	98	167	5.4	80-1	29	28	11	15	267	8.6
2025-26	UI	9-9	226/25.1	27-45	.600	2-7	.286	24-31	.774	18	32	50	5.6	25-1	14	12	2	2	80	8.9
TOTAL FOR UI		9-9	226/25.1	27-45	.600	2-7	.286	24-31	.774	18	32	50	5.6	25-1	14	12	2	2	80	8.9
TOTAL		98-90	2535/25.9	293-532	.551	9-26	.346	269-360	.747	222	328	550	5.6	268-5	81	117	42	44	864	8.8





TREVON

BLASSINGAME

1

R-JR

GUARD

6-4

180

AUBURN, WA

FAIRLEIGH DICKINSON

- 2024-25
- Was a medical redshirt after suffering an injury during the preseason
- 2023-24
- Appeared in 31 games including 20 starts, averaging 20.8 minutes per game
  - Averaged 4.1 points per game, shooting 41.2 percent from the floor, 40.4 percent from three and 66.7 percent from the free throw line
  - Ranked fourth on the team in 3-point makes with 23
  - Tallied 127 points, 64 rebounds, 23 assists, 20 steals and eight blocks
  - Scored in double figures in four games, including 14 against Denver (11/29/23)
  - Saw a personal best of 37 minutes in a win over Idaho State (2/17/24)
  - 2023-24 Big Sky All-Academic Team
- FAIRLEIGH DICKINSON UNIVERSITY
- Played in 24 games
  - Averaged two points and 0.8 rebounds in 7.7 minutes of action
  - Totaled 48 points, 19 rebounds, 11 assists and three blocks
  - Posted a season-high 14 points on 5-12 shooting against Centenary (NJ)

CAREER HIGHS

Points	14 vs. Denver (11/29/23)
Rebounds	7 at San Diego (11/12/25)
Assists	3, two times
Blocks	2, three times
Steals	3, two times
Field Goals	5, three times
Field Goal Att.	12 vs. Centenary (12/31/22)
3-point FGS	4, two times
3-point FG Att.	10 vs. Centenary (12/31/22)
Free Throws	3 vs. PLU (11/17/23)
Free Throw Att.	4, two times
Minutes	37 vs. Idaho State (2/17/24)

SEASON HIGHS

Points	12 vs North Dakota (12/3/25)
Rebounds	7 at San Diego (11/12/25)
Assists	3 at UC San Diego (11/15/25)
Blocks	1 vs. Eastern Oregon (11/22/25)
Steals	2, two times
Field Goals	5 vs North Dakota (12/3/25)
Field Goal Att.	5, two times
3-point FGS	3 vs. Eastern Oregon (11/22/25)
3-point FG Att.	5 vs. Eastern Oregon (11/22/25)
Free Throws	3 vs CSUN (11/26/25)
Free Throw Att.	3 vs CSUN (11/26/25)
Minutes	25, two times

Miscellaneous

Double-Figure Pts.	1 (1-0)
20+ points	0 (0-0)
Led team in pts.	0 (0-0)
5+ rebounds	2 (1-1)
10+ rebounds	0 (0-0)
Led team in rebs.	0 (0-0)
5+ assists	0 (0-0)
10+ assists	0 (0-0)
Fouled out	0 (0-0)
Double Double	0 (0-0)

LAST FIVE GAMES

#1 BLASSINGAME, Trevon

Opponent	Date	GS	MIN	Total		3-Pointers		Free throws		Rebounds											
				FG-FGA	PCT	3FG-3FGA	PCT	FT-FTA	PCT	OFF	DEF	TOT	AVG	PF	A	TO	BLK	STL	PTS	AVG	
Eastern Ore.	11/22/2025		22:42	3-5	.600	3-5	.600	0-0	.000	0	4	4	4.0	1	0	0	1	2	9	9.0	
vs CSUN	11/26/2025		15:21	0-4	.000	0-4	.000	3-3	1.000	1	2	3	3.5	1	0	1	0	0	3	6.0	
vs Sam Houston	11/28/2025		08:52	0-1	.000	0-1	.000	0-0	.000	2	0	2	3.0	0	0	0	0	0	0	4.0	
North Dakota	12/03/2025		21:46	5-5	1.000	2-2	1.000	0-0	.000	1	4	5	3.5	1	1	0	0	1	12	6.0	
at South Dakota St.	12/06/2025		14:07	1-1	1.000	1-1	1.000	0-0	.000	0	1	1	3.0	3	1	1	0	0	3	5.4	
Totals		0	82:49	9-16	.563	6-13	.462	3-3	1.000	4	11	15	3.0	6	2	2	1	3	27	5.4	

Player Averages

Games Played	Minutes/ game	Points/ game	FG Pct	3FG Pct	FT Pct	Rebounds/ game	Assists/ game	Turnovers/ game	Assist/Turnover ratio	Steals/ game	Blocks/ game
5	16.6	5.4	56.3	46.2	100.0	3.0	0.4	0.4	1.0	0.6	0.2

TRE'S CAREER STATS

BLASSINGAME, Trevon

				Field Goals		3-Point		F-Throws		Rebounds												Scoring	
SEASON	TEAM	GP-GS	MIN/AVG	FG-FGA	FG%	3FG-3FGA	3FG%	FT-FTA	FT%	OFF	DEF	TOT	AVG	PF-FO	A	TO	BLK	STL	PTS	AVG			
2022-23	FDU	24-0	187/7.8	18-49	.367	9-33	.273	3-5	.600	1	18	19	0.8	21-0	11	12	3	3	48	2.0			
2023-24	UI	31-20	646/20.8	42-102	.412	23-57	.404	20-30	.667	6	58	64	2.1	66-0	23	21	8	20	127	4.1			
2025-26	UI	9-0	154/17.2	11-21	.524	7-17	.412	3-3	1.000	6	22	28	3.1	16-0	8	5	1	6	32	3.6			
TOTAL FOR UI		40-20	800/20.0	53-123	.431	30-74	.405	23-33	.697	12	80	92	2.3	82-0	31	26	9	26	159	4.0			
TOTAL		64-20	987/15.4	71-172	.413	39-107	.364	26-38	.684	13	98	111	1.7	103-0	42	38	12	29	207	3.2			



TALON JENKINS

2

FR

GUARD

6-7

BELLINGHAM, WA

MERIDIAN

- HIGH SCHOOL:
- Played four seasons at Meridian High School (2021-24)
  - Helped lead the Trojans to a 14-6 regular season record, their best since the 2019-20 season
  - Holds Meridian school record for most points scored in a quarter (20)
  - Averaged 20 PPG and 8 RPG throughout his prep career
  - Named to the SB Live All-State Class 1A Second Team
  - Received WIBCA All-State Seniors Game honors
  - Selected to the WA 1A All-State Tournament Second Team
  - Named All-Northwest Conference First Team
  - Received Whatcom County Seniors Classic Honors

CAREER HIGHS

Points	--
Rebounds	--
Assists	--
Blocks	--
Steals	--
Field Goals	--
Field Goal Att.	--
3PT Field Goals	--
3PT Field Goal Att.	--
Free Throws	--
Free Throw Att.	--
Minutes	--

SEASON HIGHS

Points	--
Rebounds	--
Assists	--
Blocks	--
Steals	--
Field Goals	--
Field Goal Att.	--
3-point FGS	--
3-point FG Att.	--
Free Throws	--
Free Throw Att.	--
Minutes	--

LAST FIVE GAMES

Miscellaneous

Double-Figure Pts.	--
20+ points	--
Led team in pts.	--
5+ rebounds	--
10+ rebounds	--
Led team in rebs.	--
5+ assists	--
10+ assists	--
Fouled out	--
Double Double	--

TALON'S CAREER STATS





BIKO JOHNSON

3

SR

GUARD

6-2

185

CARSON, CA

FORT LEWIS COLLEGE

- AWARDS:
- First-Team All-RMAC
  - RMAC Offensive Player of the Week (Dec. 30, Jan. 20)

- FORT LEWIS:
- Johnson made a sizeable impact in his lone season with the Skyhawks, playing in all 31 games for Fort Lewis with 30 starts
  - Posted 27.5 minutes per game for a team second-best 854 total minutes
  - Ranked second in the RMAC and 160th in NCAA Division II in scoring with 16.3 points per game and 504 points for the season
  - Fired off at clips of 39.8 percent (148-372) from the floor, 35.4 percent (63-178) from the three-point line, and 74.0 percent (145-196) at the free throw line
  - Also finished 21st in field goal percentage, eighth in three-point field goal percentage, 19th in free throw percentage, and seventh in three-point field goals per game among RMAC opponents
  - Hauled in 3.8 rebounds per game (119 total), featuring 38 offensive and 81 defensive rebounds
  - Ranked second on the roster in assists with 2.5 per game (78 total) and second in steals with 2.1 per game (64 total)
  - Finished second in the RMAC in steals per game
  - Also blocked six shots
  - Went for a career-high 27 points in guiding the Skyhawks to a highly-anticipated marquee 76-69 victory over #8/4 West Texas A&M (Dec. 20)
  - His scoring efforts led to his first RMAC Offensive Player of the Week nod (Dec. 30)
  - Later earned his second RMAC Offensive Player of the Week (Jan. 20) nod after going for 25-points against South Dakota Mines (Jan. 16) and 19-points against Black Hills State (Jan. 18)
  - Held to single-digit scoring just five times while going for 20+ points on nine occasions
  - Guided the Skyhawks back to his third-consecutive RMAC Tournament Semifinal appearance

CAREER HIGHS

Points	27 vs. West Texas A&M (12/20/24)
Rebounds	8, two times
Assists	6, four times
Blocks	1, three times
Steals	7 at Westminster (1/11/25)
Field Goals	9, two times
Field Goal Att.	17, two times
3-point FGS	6 at UCCS (1/25/25)
3-point FG Att.	10 vs Colorado Mesa (2/13/25)
Free Throws	13 vs West Texas A&M (12/20/24)
Free Throw Att.	16, two times
Minutes	44 at Westminster (1/11/25)

SEASON HIGHS

Points	23 vs. CSUN (11/26/25)
Rebounds	6, two times
Assists	6 vs North Dakota (12/3/25)
Blocks	1 vs North Dakota (12/3/25)
Steals	5 at San Diego (11/12/25)
Field Goals	7 vs. CSUN (11/26/25)
Field Goal Att.	17 vs. CSUN (11/26/25)
3-point FGS	5 vs CSUN (11/26/25)
3-point FG Att.	14 vs CSUN (11/26/25)
Free Throws	4 vs CSUN (11/26/25)
Free Throw Att.	5 vs CSUN (11/26/25)
Minutes	34 at Washington St. (11/3/25)

Miscellaneous

Double-Figure Pts.	4 (4-0)
20+ points	1 (1-0)
Led team in pts.	1 (1-0)
5+ rebounds	2 (2-0)
10+ rebounds	0 (0-0)
Led team in rebs.	1 (1-0)
5+ assists	2 (1-1)
10+ assists	0 (0-0)
Fouled out	0 (0-0)
Double Double	0 (0-0)

LAST FIVE GAMES

#3 JOHNSON, Biko

Opponent	Date	GS	MIN	Total		3-Pointers		Free throws		Rebounds				PF	A	TO	BLK	STL	PTS	AVG
				FG-FGA	PCT	3FG-3FGA	PCT	FT-FTA	PCT	OFF	DEF	TOT	AVG							
Eastern Ore.	11/22/2025	*	18:55	4-9	.444	3-6	.500	1-1	1.000	0	0	0	0.0	4	1	0	0	0	12	12.0
vs CSUN	11/26/2025	*	26:55	7-17	.412	5-14	.357	4-5	.800	0	6	6	3.0	3	3	1	0	1	23	17.5
vs Sam Houston	11/28/2025	*	28:38	0-7	.000	0-6	.000	0-2	.000	0	3	3	3.0	1	5	1	0	0	0	11.7
North Dakota	12/03/2025	*	28:37	4-8	.500	2-3	.667	2-2	1.000	0	0	0	2.3	1	6	3	1	4	12	11.8
at South Dakota St.	12/06/2025	*	23:07	1-4	.250	0-2	.000	1-2	.500	2	0	2	2.2	4	0	2	0	0	3	10.0
Totals			5 126:12	16-45	.356	10-31	.323	8-12	.667	2	9	11	2.2	13	15	7	1	5	50	10.0

Player Averages

Games Played	Minutes/game	Points/game	FG Pct	3FG Pct	FT Pct	Rebounds/game	Assists/game	Turnovers/game	Assist/Turnover ratio	Steals/game	Blocks/game
5	25.2	10.0	35.6	32.3	66.7	2.2	3.0	1.4	2.1	1.0	0.2

BIKO'S CAREER STATS

JOHNSON, Biko

				Field Goals		3-Point		F-Throws		Rebounds				Scoring						
SEASON	TEAM	GP-GS	MIN/AVG	FG-FGA	FG%	3FG-3FGA	3FG%	FT-FTA	FT%	OFF	DEF	TOT	AVG	PF-FO	A	TO	BLK	STL	PTS	AVG
2023-24	OMA	18-4	211/11.7	14-44	.318	7-19	.368	21-30	.700	4	23	27	1.5	29-1	19	27	0	10	56	3.1
2024-25	FLC	31-30	851/27.4	148-372	.398	63-178	.354	145-196	.740	38	81	119	3.8	101-2	78	77	3	64	504	16.3
2025-26	UI	9-9	229/25.4	26-78	.333	13-46	.283	16-23	.696	5	20	25	2.8	25-1	27	20	1	11	81	9.0
TOTAL FOR UI		9-9	229/25.4	26-78	.333	13-46	.283	16-23	.696	5	20	25	2.8	25-1	27	20	1	11	81	9.0
TOTAL		58-43	1291/22.3	188-494	.381	83-243	.342	182-249	.731	47	124	171	2.9	155-4	124	124	4	85	641	11.1





AIDAN  
SEVILLA

4

GR

GUARD

6-0

SAN RAMON, CA

UC MERCED

- UC MERCED:
- Recorded five assists in his UC Merced debut in the season opener against Stanton University (11/5)
  - Had five rebounds and two steals against Menlo College (11/11)
  - Scored five points against Embry-Riddle Aeronautical University (12/2)
  - Hit two three-pointers at Pacific Union College (12/8)

- REGIS UNIVERSITY:
- Sevilla appeared in 17 games for the Rangers
  - His best game was against the Southern Assemblies of God-American Indian with 8 points

CAREER HIGHS

Points	16, two times
Rebounds	6 vs. Simpson (CA) (2/15/25)
Assists	9 vs. Lincoln (CA) (12/5/25)
Blocks	1, three times
Steals	4 vs. Cal St. Monterey Bay (12/12/24)
Field Goals	7 vs. Pacific Union (CA) (1/18/25)
Field Goal Att.	12 vs. Cal St. Monterey Bay (12/12/24)
3-point FGS	3, three times
3-point FG Att.	5, three times
Free Throws	5, vs. Westcliff (CA) (3/2/25)
Free Throw Att.	7, vs. Westcliff (CA) (3/2/25)
Minutes	37, two times

SEASON HIGHS

Points	2 vs Whitman (11/7/25)
Rebounds	1, two times
Assists	2 vs Whitman (11/7/25)
Blocks	--
Steals	--
Field Goals	1 vs Whitman (11/7/25)
Field Goal Att.	3 vs North Dakota (12/3/25)
3-point FGS	--
3-point FG Att.	2 vs North Dakota (12/3/25)
Free Throws	1 vs. Sam Houston (11/28/25)
Free Throw Att.	2 vs. Sam Houston (11/28/25)
Minutes	9 vs. Eastern Oregon (11/22/25)

Miscellaneous

Double-Figure Pts.	0 (0-0)
20+ points	0 (0-0)
Led team in pts.	0 (0-0)
5+ rebounds	0 (0-0)
10+ rebounds	0 (0-0)
Led team in rebs.	0 (0-0)
5+ assists	0 (0-0)
10+ assists	0 (0-0)
Fouled out	0 (0-0)
Double Double	0 (0-0)

- HIGH SCHOOL:
- A 2021 graduate of Dougherty Valley High School, Sevilla was a four-year scholar-athlete earning All-League First Team honors, and he was twice named to the All-Bay Area Team for basketball
  - He played club ball for West Coast Elite NorCal and Team Grr
  - During his senior season, Sevilla averaged 22 points per game
  - As a junior he averaged 15 points per game.

LAST FIVE GAMES

#4 SEVILLA, Aidan															
Opponent	Date	GS	MIN	Total		3-Pointers		Free throws		Rebounds				PF	
				FG-FGA	PCT	3FG-3FGA	PCT	FT-FTA	PCT	OFF	DEF	TOT	AVG	A	TO
Eastern Ore.	11/22/2025	08:42	0-1	.000	0-0	.000	0-0	.000	0-0	0	1	1	1.0	0	1
vs Sam Houston	11/28/2025	01:49	0-0	.000	0-0	.000	1-2	.500	0	0	0	0.5	0	0	0
North Dakota	12/03/2025	04:13	0-3	.000	0-2	.000	0-0	.000	0	0	0	0.3	0	0	0
Totals		0	14:44	0-4	.000	0-2	.000	1-2	.500	0	1	1	0.3	0	1

Player Averages

Games Played	Minutes/ game	Points/ game	FG Pct	3FG Pct	FT Pct	Rebounds/ game	Assists/ game	Turnovers/ game	Assist/Turnover ratio	Steals/ game	Blocks/ game
3	4.9	0.3	0.0	0.0	50.0	0.3	0.3	0.0	1.0	0.0	0.0

SEVILLA, Aidan

AIDAN'S CAREER STATS

SEASON	TEAM	GP-GS		MIN/AVG		Field Goals		3-Point		F-Throws		Rebounds				Scoring	
		GP	GS	MIN	AVG	FG-FGA	FG%	3FG-3FGA	3FG%	FT-FTA	FT%	OFF	DEF	TOT	AVG	PF-FO	PTS
2021-22	Regis	17-1		102/6.0		12-30	.400	4-12	.333	1-3	.333	1	8	9	0.5	13-0	29
2022-23	Regis	27-15		449/16.6		32-79	.405	11-32	.344	15-24	.625	4	25	29	1.1	49-0	90
2024-25	UC Merced	6-4		140/23.4		13-35	.371	4-13	.308	8-12	.667	2	6	8	1.3	4-0	38
2025-26	UI	5-0		24/4.8		1-6	.167	0-3	.000	1-2	.500	0	2	2	0.4	0-0	3
TOTAL FOR UI		5-0		24/4.8		1-6	.167	0-3	.000	1-2	.500	0	2	2	0.4	0-0	3
TOTAL		55-20		715/13.0		58-150	.387	19-60	.317	25-41	.610	7	41	48	0.9	66-0	160





ISAIAH  
BRICKNER

5

SR

GUARD

6-4

190

SAN DIEGO, CA

MARIST COLLEGE

- 2024-25
- Played in 33 games including four starts, averaging 11.4 minutes per game
  - Averaged 4.1 points per game, shooting 45.8 percent from the field, 43.8 percent from three, and 72.3 percent from the foul line.
  - Scored in double figures five times, including a season-high 20-point performance against Northwest (11/04/24)
  - Scored 13 points on 3-of-3 shooting from three at Washington State (11/11/24)
  - Led the team in 3-point percentage (43.8)

CAREER HIGHS

Points	26 vs North Dakota (12/3/25)
Rebounds	9 vs. Fairfield (3/2/24)
Assists	8 at New Hampshire (11/21/23)
Blocks	2 vs Manhattan (12/3/24)
Steals	2 vs. Evergreen State (11/19/24)
Field Goals	7 vs North Dakota (12/3/25)
Field Goals Att.	10, two times
3-point FGS	4 vs North Dakota (12/3/25)
3-point Att.	5, three times
Free Throws	8 vs North Dakota (12/3/25)
Free Throw Att.	8 vs North Dakota (12/3/25)
Minutes	35 vs Lehigh (12/30/23)

SEASON HIGHS

Points	26 vs North Dakota (12/3/25)
Rebounds	6 at South Dakota St. (12/6/25)
Assists	4 vs Whitman (11/7/25)
Blocks	--
Steals	2 vs Whitman (11/7/25)
Field Goals	7 vs North Dakota (12/3/25)
Field Goal Att.	10 vs North Dakota (12/3/25)
3-point FGS	4 vs North Dakota (12/3/25)
3-point FG Att.	5, two times
Free Throws	8 vs North Dakota (12/3/25)
Free Throw Att.	8 vs North Dakota (12/3/25)
Minutes	18 vs Whitman (11/7/25)

Miscellaneous

Double-Figure Pts.	4 (3-1)
20+ points	1 (1-0)
Led team in pts.	1 (1-0)
5+ rebounds	2 (2-0)
10+ rebounds	0 (0-0)
Led team in rebs.	0 (0-0)
5+ assists	0 (0-0)
10+ assists	0 (0-0)
Fouled out	0 (0-0)
Double Double	0 (0-0)

- MARIST COLLEGE
- Played two seasons at Marist College (2022-24)
  - Appeared in 60 games including 34 starts, averaging 24.4 minutes per game
  - Recorded 7.4 points, 3.3 rebounds, and a team-best 2.6 assists per game en route to being named MAAC All-Rookie Team in 2022-23
  - Posted 10 or more points in eight games during true freshman season
  - Scored a career-high 21 points on 5-of-6 shooting from three-point range in a 75-59 win over Quinnipiac in MAAC Quarterfinals (3/9/2023)
  - Received MAAC All-Championship Team honors after averaging 9.8 points, 3.5 rebounds and 2.8 assists per game in four conference tournament games
  - Averaged 5.1 points, 4.4 rebounds and 2.4 assists in sophomore season

#5 BRICKNER, Isaiah LAST FIVE GAMES

Opponent	Date	GS	MIN	Total		3-Pointers		Free throws		Rebounds													
				FG-FGA	PCT	3FG-3FGA	PCT	FT-FTA	PCT	OFF	DEF	TOT	AVG	PF	A	TO	BLK	STL	PTS	AVG			
Eastern Ore.	11/22/2025		07:33	2-2	1.000	0-0	.000	0-0	.000	0	1	1	1.0	1	1	0	0	0	4	4.0			
vs CSUN	11/26/2025		12:27	5-9	.556	2-4	.500	1-2	.500	2	2	4	2.5	0	1	0	0	0	13	8.5			
vs Sam Houston	11/28/2025		14:60	3-3	1.000	1-1	1.000	4-4	1.000	0	1	1	2.0	2	1	0	0	0	11	9.3			
North Dakota	12/03/2025		17:34	7-10	.700	4-5	.800	8-8	1.000	1	2	3	2.3	2	0	0	0	1	26	13.5			
at South Dakota St.	12/06/2025		17:20	3-6	.500	2-4	.500	3-4	.750	0	6	6	3.0	5	0	2	0	1	11	13.0			
Totals		0	69:54	20-30	.667	9-14	.643	16-18	.889	3	12	15	3.0	10	3	2	0	2	65	13.0			

Player Averages													Games Played	Minutes/ game	Points/ game	FG Pct	3FG Pct	FT Pct	Rebounds/ game	Assists/ game	Turnovers/ game	Assist/Turnover ratio	Steals/ game	Blocks/ game
													5	14.0	13.0	66.7	64.3	88.9	3.0	0.6	0.4	1.5	0.4	0.0

ISAIAH'S CAREER STATS

BRICKNER, Isaiah				Field Goals		3-Point		F-Throws		Rebounds				Scoring									
SEASON	TEAM	GP-GS	MIN/AVG	FG-FGA	FG%	3FG-3FGA	3FG%	FT-FTA	FT%	OFF	DEF	TOT	AVG	PF-FO	A	TO	BLK	STL	PTS	AVG			
2022-23	Marist	33-30	864/26.2	81-206	.393	20-59	.339	62-73	.849	7	101	108	3.3	75-1	87	66	15	27	244	7.4			
2023-24	Marist	27-4	604/22.4	49-139	.353	10-38	.263	30-45	.667	20	98	118	4.4	48-1	65	52	10	20	138	5.1			
2024-25	UI	33-4	378/11.4	44-96	.458	14-32	.438	34-47	.723	18	55	73	2.2	35-0	32	36	6	15	136	4.1			
2025-26	UI	8-0	100/12.5	27-43	.628	14-22	.636	16-18	.889	5	18	23	2.9	11-1	7	7	0	4	84	10.5			
TOTAL FOR UI		41-4	477/11.6	71-139	.511	28-54	.519	50-65	.769	23	73	96	2.3	46-1	39	43	6	19	220	5.4			
TOTAL		101-38	1945/19.3	201-484	.415	58-151	.384	142-183	.776	50	272	322	3.2	169-3	191	161	31	66	602	6.0			





JACK  
PAYNE

7

R-JR

GUARD

6-6

195

BOISE, ID

COLORADO STATE

- AWARDS
- 2024-25 All-Big Sky Honorable Mention
  - 2024-25 Big Sky All-Tournament Team
- 2024-25
- Played in 33 games, including 32 starts, averaging 27.5 minutes per game
  - Averaged 10.8 points per game, shooting 45.7 percent from the field, 36.2 percent from three, and 80.5 percent from three
  - Averaged 5.1 rebounds per game, totaling 169 on the year
  - Scored in double figures 17 times, noting a career-high 23-point outing at Sacramento State (01/09/25)
  - Posted 20 points and 7 rebounds in a third-round matchup against Portland State in the Big Sky Tournament (03/10/25) - First conference tournament win since 2017
  - Scored 18 points and 6 rebounds in a semifinal-round matchup against Montana (03/11/25)
  - Recorded a career-high 12 rebounds against Idaho State (02/27/25)
  - Ranked second on the team in eight different stat categories - 3-point makes (55), offensive rebounds (43), defensive rebounds (126), total rebounds (169), rebounds per game (5.1), assists (65), steals (42), and blocks (15)
  - Ranked 13th in the Big Sky Conference for total rebounds (169)
- COLORADO STATE
- Played two seasons at Colorado State (2022-24)
  - Appeared in eight games for the 25-11 Rams; earned a berth to Round of 32 of the NCAA Tournament
  - Tallied two points in a 25-point victory over Virginia in the First Four of the 2024 NCAA Tournament
  - Redshirted in 2022-23
- HIGH SCHOOL
- Played three seasons at Boise High School (2018-21) and one season at Owyhee High School (2021-22)
  - Led Owyhee to the 2022 Idaho Class 5A state title and 24-3 record in the school's first year
  - Named 2021-22 5A All-Idaho Player of the Year after averaging 11.7 points, 6.8 rebounds, 3.8 assists, 2.7 steals and 2.3 blocks as a senior
  - All-Idaho Basketball Class 5A First Team selection in 2022
  - Three-time Idaho All-Conference recipient
  - Averaged 15.5 points, 9.1 rebounds, 2.9 blocks and 2.9 assists en route to earning First Team All-Conference as a junior at Boise High School
  - Helped BHS to the Class 5A state semifinals for the first time in 24 years
  - Dubbed back-to-back 5A Southern Idaho Conference Defensive Player of the Year honors in 2021

CAREER HIGHS

Points	23 at Sacramento State (1/9/25)
Rebounds	11, two times
Assists	8 at Pacific (12/21/24)
Blocks	2 at Washington St. (11/3/25)
Steals	4 at Kansas City (12/4/24)
Field Goals	6, two times
Field Goals Att.	12, two times
3-point FGS	4, three times
3-point Att.	11 vs. Sam Houston (11/28/25)
Free Throws	4 at Kansas City (12/4/24)
Free Throw Att.	9 vs. UC Davis (11/7/24)
Minutes	36 at Kansas City (12/4/24)

SEASON HIGHS

Points	15 at San Diego (11/12/25)
Rebounds	11 vs Whitman (11/7/25)
Assists	4 vs North Dakota (12/3/25)
Blocks	2 at Washington St. (11/3/25)
Steals	2, two times
Field Goals	6 at San Diego (11/12/25)
Field Goal Att.	12, two times
3-point FGS	4 vs. Sam Houston (11/28/25)
3-point FG Att.	11 vs. Sam Houston (11/28/25)
Free Throws	3 at South Dakota St. (12/6/25)
Free Throw Att.	6 at South Dakota St. (12/6/25)
Minutes	33 at San Diego (11/12/25)

Miscellaneous

Double-Figure Pts.	4 (2-2)
20+ points	0 (0-0)
Led team in pts.	1 (0-1)
5+ rebounds	4 (4-0)
10+ rebounds	1 (1-0)
Led team in rebs.	1 (1-0)
5+ assists	0 (0-0)
10+ assists	0 (0-0)
Fouled out	0 (0-0)
Double Double	0 (0-0)

LAST FIVE GAMES

#7 PAYNE, Jack

				Total		3-Pointers		Free throws		Rebounds											
Opponent	Date	GS	MIN	FG-FGA	PCT	3FG-3FGA	PCT	FT-FTA	PCT	OFF	DEF	TOT	AVG	PF	A	TO	BLK	STL	PTS	AVG	
Eastern Ore.	11/22/2025	*	21:24	2-6	.333	0-3	.000	0-0	.000	0	7	7	7.0	1	2	2	0	2	4	4.0	
vs CSUN	11/26/2025	*	24:27	1-6	.167	1-3	.333	0-0	.000	1	5	6	6.5	2	0	2	0	0	3	3.5	
vs Sam Houston	11/28/2025	*	30:15	5-12	.417	4-11	.364	0-0	.000	0	4	4	5.7	0	2	2	1	1	14	7.0	
North Dakota	12/03/2025	*	21:54	2-6	.333	1-5	.200	0-0	.000	2	1	3	5.0	1	4	1	0	2	5	6.5	
at South Dakota St.	12/06/2025	*	31:12	5-10	.500	1-4	.250	3-6	.500	1	4	5	5.0	2	1	0	0	0	14	8.0	
Totals		5	129:12	15-40	.375	7-26	.269	3-6	.500	4	21	25	5.0	6	9	7	1	5	40	8.0	

Player Averages

Games Played	Minutes/ game	Points/ game	FG Pct	3FG Pct	FT Pct	Rebounds/ game	Assists/ game	Turnovers/ game	Assist/Turnover ratio	Steals/ game	Blocks/ game
5	25.8	8.0	37.5	26.9	50.0	5.0	1.8	1.4	1.3	1.0	0.2

JACK'S CAREER STATS

PAYNE, Jack				Field Goals		3-Point		F-Throws		Rebounds				Scoring						
SEASON	TEAM	GP-GS	MIN/AVG	FG-FGA	FG%	3FG-3FGA	3FG%	FT-FTA	FT%	OFF	DEF	TOT	AVG	PF-FO	A	TO	BLK	STL	PTS	AVG
2023-24	CSU	8-0	17/2.2	1-5	.200	0-2	.000	3-4	.750	0	7	7	0.9	1-0	2	0	0	1	5	0.6
2024-25	UI	33-32	907/27.5	117-256	.457	55-152	.362	66-82	.805	43	126	169	5.1	80-0	65	51	15	42	355	10.8
2025-26	UI	9-9	241/26.8	27-73	.370	15-51	.294	7-10	.700	7	43	50	5.6	15-0	13	14	4	7	76	8.4
TOTAL FOR UI		42-41	1148/27.3	144-329	.438	70-203	.345	73-92	.793	50	169	219	5.2	95-0	78	65	19	49	431	10.3
TOTAL		50-41	1165/23.3	145-334	.434	70-205	.341	76-96	.792	50	176	226	4.5	96-0	80	65	19	50	436	8.7







KRISTIAN GONZALEZ

10

JR GUARD 6-3 180 CHULA VISTA, CA MATER DEI CATHOLIC HS

CAREER HIGHS

Points	25 vs. UC Riverside (11/30/24)
Rebounds	8 vs. UC Davis (11/7/24)
Assists	3 at Pacific (12/21/24)
Blocks	1 vs. Northwest (11/4/24)
Steals	2 vs. Pacific (12/5/23)
Field Goals	8 vs. UC Riverside (11/30/24)
Field Goal Att.	15 vs. UC Riverside (11/30/24)
3-point FGS	5 vs. UC Riverside (11/30/24)
3-point FG Att.	11 vs. UC Riverside (11/30/24)
Free Throws	6 at Washington St. (11/6/23)
Free Throw Att.	7 vs. UC Davis (11/7/24)
Minutes	32 vs. Portland St. (12/30/23)

SEASON HIGHS

Points	18 at Washington St. (11/3/25)
Rebounds	1 at Washington St. (11/3/25)
Assists	--
Blocks	--
Steals	--
Field Goals	6 at Washington St. (11/3/25)
Field Goal Att.	8 at Washington St. (11/3/25)
3-point FGS	3 at Washington St. (11/3/25)
3-point FG Att.	4 at Washington St. (11/3/25)
Free Throws	3 at Washington St. (11/3/25)
Free Throw Att.	3 at Washington St. (11/3/25)
Minutes	18 at Washington St. (11/3/25)

Miscellaneous

Double-Figure Pts.	1 (1-0)
20+ points	0 (0-0)
Led team in pts.	1 (1-0)
5+ rebounds	0 (0-0)
10+ rebounds	0 (0-0)
Led team in rebs.	0 (0-0)
5+ assists	0 (0-0)
10+ assists	0 (0-0)
Fouled out	0 (0-0)
Double Double	0 (0-0)

2024-25

- Played in 32 games, including 29 starts, averaging 25.4 minutes per game
- Averaged 11.4 points per game, shooting 44.7 percent from the field, 35 percent from three, and 82.2 percent from the foul line
- Scored in double-digits 17 times, including a career-high 25 points against UC Riverside (11/30/24)
- Recorded 24 points and 4 rebounds in third-round against Portland State in the Big Sky Tournament (03/10/25) - First conference tournament win since 2017
- Led the team in field goals made (127) and points per game (11.4)
- Ranked second on the team in total points (364)

2023-24

- Appeared in 29 games, averaging 16 minutes per game
- Averaged 4.3 points per game, shooting 38.5 percent from the field, 26.8 percent from three and 74.4 percent from the foul line
- Scored in double figures in two games
- Scored six or more points in 10 games
- Tied a career-high of 11 points in a 55-53 win against Idaho State (2/17/24) - scored seven out of the team's final 12 points
- 2023-24 Big Sky All-Academic Team

PRIOR TO IDAHO

- Played three years on varsity at Mater Dei Catholic High School and one season at Mission Bay High School

LAST FIVE GAMES

KRISTIAN'S CAREER STATS

GONZALEZ, Kristian

				Field Goals		3-Point		F-Throws		Rebounds										Scoring	
SEASON	TEAM	GP-GS	MIN/AVG	FG-FGA	FG%	3FG-3FGA	3FG%	FT-FTA	FT%	OFF	DEF	TOT	AVG	PF-FO	A	TO	BLK	STL	PTS	AVG	
2023-24	UI	29-1	464/16.0	40-104	.385	15-56	.268	29-39	.744	7	50	57	2.0	33-0	22	18	3	14	124	4.3	
2024-25	UI	32-29	813/25.4	127-284	.447	50-143	.350	60-73	.822	31	53	84	2.6	34-0	36	34	6	17	364	11.4	
2025-26	UI	1-0	18/18.1	6-8	.750	3-4	.750	3-3	1.000	0	1	1	1.0	0-0	0	2	0	0	18	18.0	
TOTAL		62-30	1295/20.9	173-396	.437	68-203	.335	92-115	.800	38	104	142	2.3	67-0	58	54	9	31	506	8.2	





TITUS  
YEAROUT

11

R-JR    GUARD    6-2    180    LAPWAI, ID    LAPWAI HS

CAREER HIGHS

Points	15 at Montana State (3/3/25)
Rebounds	3 at UNC (2/22/24)
Assists	1 at NAU (2/24/24)
Blocks	1 at NAU (2/24/24)
Steals	1 vs. NAU (1/25/24)
Field Goals	4 vs. Pacific Lutheran (11/17/23)
Field Goal Att.	7 vs. Montana St (2/29/24)
3-point FGS	2 at Seattle U (11/22/23)
3-point FG Att.	3 vs. Montana (3/11/25)
Free Throws	4 vs. St. Thomas (1/3/24)
Free Throw Att.	4 vs. St. Thomas (1/3/24)
Minutes	25 vs. St. Thomas (1/3/24)

SEASON HIGHS

Points	--
Rebounds	--
Assists	--
Blocks	--
Steals	--
Field Goals	--
Field Goal Att.	--
3-point FGS	--
3-point FG Att.	--
Free Throws	--
Free Throw Att.	--
Minutes	--

- 2024-25
- Played in 22 games, including one start, averaging 10.8 minutes per game
  - Averaged 3.6 points per game, shooting 42.9 percent from the field, 37 percent from three, and 84.6 percent from the foul line
  - Tallied 80 points, 26 rebounds, 11 assists, and four steals
  - Scored in double figures 3 times, noting a career-high 15 points at Montana State (03/03/25)
  - Recorded 14 points against Portland State (02/06/25) - scored 14 out of the team's final 17 points
  - First career start at San Diego (11/24/24)

- 2023-24
- Appeared in 22 games, averaging 9.9 minutes per game
  - Accumulated 47 points, 15 rebounds, four assists and six steals
  - Scored a career-high of 12 points on 4-of-5 shooting from the field against Pacific Lutheran (11/17/23)
  - Totaled seven points and one steal in a season-high of 25 minutes versus St. Thomas (1/3/24)

- 2022-23
- Redshirt year

- LAPWAI HIGH SCHOOL
- Four-year varsity letter winner under head coach Bob Sobotta and Zachary Eastman
  - Named 2021-22 Idaho Gatorade Player of the Year
  - Three-time First Team All-State selection (2019-2022)
  - Guided Lapwai to back-to-back state championships (2020-21, 2021-22), including a perfect 27-0 record in 2021-22
  - Named 2021-22 National Native American Player of the Year (Inter-Tribal Athletics)
  - Two-time 1A Division I Player of the Year (2020-21, 2021-22)
  - Second highest scorer in the history of the program with 2,039 career points
  - Two-time Idaho Hall of Fame Athlete of the Year
  - Led the Wildcats to a No. 2 overall ranking in the state of Idaho as a senior
  - Averaged 24 points and 5.5 assists per game as a junior

LAST FIVE GAMES

Miscellaneous

Double-Figure Pts.	0 (0-0)
20+ points	0 (0-0)
Led team in pts.	0 (0-0)
5+ rebounds	0 (0-0)
10+ rebounds	0 (0-0)
Led team in rebs.	0 (0-0)
5+ assists	0 (0-0)
10+ assists	0 (0-0)
Fouled out	0 (0-0)
Double Double	0 (0-0)

TITUS' CAREER STATS

YEAROUT, Titus				TITUS' CAREER STATS																
				Field Goals		3-Point		F-Throws		Rebounds				Scoring						
SEASON	TEAM	GP-GS	MIN/AVG	FG-FGA	FG%	3FG-3FGA	3FG%	FT-FTA	FT%	OFF	DEF	TOT	AVG	PF-FO	A	TO	BLK	STL	PTS	AVG
2023-24	UI	22-0	216/9.8	15-40	.375	5-15	.333	12-15	.800	4	11	15	0.7	15-0	4	8	1	6	47	2.1
2024-25	UI	22-1	237/10.8	24-56	.429	10-27	.370	22-26	.846	8	18	26	1.2	26-0	11	6	1	6	80	3.6
TOTAL		44-1	453/10.3	39-96	.406	15-42	.357	34-41	.829	12	29	41	0.9	41-0	15	14	2	12	127	2.9





JACKSON RASMUSSEN

12

FR FORWARD 6-7 200 MERIDIAN, ID UTAH PREP

AWARDS

- Mid-Major Madness' Big Sky Preseason Freshman of the Year

HIGH SCHOOL

- Played three seasons at Owyhee High School (2021-23) and one season at Utah Prep (2024)
- Ranked as the No. 1 high school prospect in the state of Idaho and No. 52 power forward in the nation for the class of 2025
- Led the Storm to State Championship Titles in 2022 and 2024
- Named 5A Boys Basketball State Tournament MVP, while averaging 17.3 PPG and 7.7 RPG
- Received 5A First Team All-State Honors
- Played AAU basketball for Idaho Select AAU Team and Beauchamp Elite 3SSB (WA)
- Helped guide Select to a New Balance Circuit Title in 2023

CAREER/SEASON HIGHS

Points	23 at San Diego (11/12/25)
Rebounds	8 at UC San Diego (11/15/25)
Assists	4 at South Dakota St. (12/6/25)
Blocks	1, two times
Steals	2 vs. CSUN (11/26/25)
Field Goals	9 vs. Eastern Oregon (11/22/25)
Field Goal Att.	12 vs. Eastern Oregon (11/22/25)
3PT Field Goals	2, three times
3PT Field Goal Att.	5, two times
Free Throws	10 at San Diego (11/12/25)
Free Throw Att.	12 at San Diego (11/12/25)
Minutes	38 at UC San Diego (11/15/25)

Miscellaneous

Double-Figure Pts.	7 (5-2)
20+ points	2 (1-1)
Led team in pts.	3 (2-1)
5+ rebounds	3 (1-2)
10+ rebounds	0 (0-0)
Led team in rebs.	1 (0-1)
5+ assists	0 (0-0)
10+ assists	0 (0-0)
Fouled out	0 (0-0)
Double Double	0 (0-0)

#12 RASMUSSEN, Jackson LAST FIVE GAMES

Opponent	Date	GS	MIN	Total		3-Pointers		Free throws		Rebounds											
				FG-FGA	PCT	3FG-3FGA	PCT	FT-FTA	PCT	OFF	DEF	TOT	AVG	PF	A	TO	BLK	STL	PTS	AVG	
Eastern Ore.	11/22/2025	*	25:04	9-12	.750	0-1	.000	4-5	.800	1	3	4	4.0	1	1	2	0	0	22	22.0	
vs CSUN	11/26/2025	*	37:22	3-6	.500	2-5	.400	6-6	1.000	1	2	3	3.5	2	0	4	0	2	14	18.0	
vs Sam Houston	11/28/2025	*	32:48	5-7	.714	0-2	.000	2-7	.286	1	0	1	2.7	3	0	1	0	0	12	16.0	
North Dakota	12/03/2025	*	26:15	3-4	.750	0-1	.000	3-4	.750	2	4	6	3.5	1	3	3	0	0	9	14.3	
at South Dakota St.	12/06/2025	*	33:57	5-10	.500	2-5	.400	3-5	.600	0	4	4	3.6	1	4	2	0	0	15	14.4	
Totals		5	155:26	25-39	.641	4-14	.286	18-27	.667	5	13	18	3.6	8	8	12	0	2	72	14.4	

Player Averages

Games Played	Minutes/ game	Points/ game	FG Pct	3FG Pct	FT Pct	Rebounds/ game	Assists/ game	Turnovers/ game	Assist/Turnover ratio	Steals/ game	Blocks/ game
5	31.1	14.4	64.1	28.6	66.7	3.6	1.6	2.4	0.7	0.4	0.0

JACKSON'S CAREER STATS

RASMUSSEN, Jackson				JACKSON'S CAREER STATS																	
					Field Goals		3-Point		F-Throws		Rebounds									Scoring	
SEASON	TEAM	GP-GS	MIN	AVG	FG-FGA	FG%	3FG-3FGA	3FG%	FT-FTA	FT%	OFF	DEF	TOT	AVG	PF-FO	A	TO	BLK	STL	PTS	AVG
2025-26	UI	9-9	283	31.4	47-79	.595	8-24	.333	31-45	.689	12	25	37	4.1	16-0	13	19	2	2	133	14.8
TOTAL		9-9	283	31.4	47-79	.595	8-24	.333	31-45	.689	12	25	37	4.1	16-0	13	19	2	2	133	14.8



KOLTON MITCHELL

14

R-SO GUARD 6-1 COEUR D'ALENE, ID LAKE CITY HS

- 2024-25
- Started in 33 games, averaging 30.6 minutes per game
  - Averaged 11.1 points per game, shooting 40 percent from the field, 34 percent from three, and 89.5 percent from the foul line
  - Averaged 3.5 assists per game, totaling 114 on the year
  - Scored in double figures 20 times, including a career-high 32-point performance at Pacific (12/21/24)
  - Posted 25 points in a 77-76 win against Northern Colorado (01/23/25), including the game-winning 3-pointer as time expired to hand the Bears, previously 6-0 in Big Sky play, their first conference loss of the season and one of only three they would suffer on the year.
  - Tallied a career-high 6 steals against UC San Diego (12/15/24)
  - Led the team in six different stat categories - total minutes (1010), average minutes (30.6), free throws made (68), total points (367), assists (114), and steals (45)
  - Ranked second on the team in three different stat categories - field goals made (124), free throw percentage (.895), and points per game (11.1)
  - Big Sky freshman leader in three different stat categories - points per game (11.1), assists per game (3.5), and steals per game (1.4)
  - Second-most threes by a freshman in school history (51)
  - Third-most points by a freshman in school history (350)
- IDAHO STATE
- Appeared in 10 games, averaging 17.9 minutes per game
  - Received a medical redshirt following a finger injury
  - Averaged 7.3 points, shooting 48.1 percent from the field, 40 percent from three and 78.6 percent from the foul line
  - Compiled 73 points, 23 rebounds, 21 assists and 10 steals in limited action
  - Scored in double figures twice including a career-high 18 points in a 69-55 win over Campbell (11/21/23)

CAREER HIGHS

Points	32 at Pacific (12/21/24)
Rebounds	4 at Campbell (11/21/23)
Assists	6, three times
Blocks	5 vs. Northwest (11/16/23)
Steals	6 at UC Davis (12/18/24)
Field Goals	12 at Pacific (12/21/24)
Field Goal Att.	17 at Pacific (12/21/24)
3-point FGS	6 at Pacific (12/21/24)
3-point FG Att.	10 at Pacific (12/21/24)
Free Throws	8, two times
Free Throw Att.	12 at UC San Diego (11/15/25)
Minutes	40 at Portland State (1/11/25)

SEASON HIGHS

Points	22 at South Dakota St. (12/6/25)
Rebounds	5 vs Whitman (11/7/25)
Assists	6, two times
Blocks	--
Steals	2, four times
Field Goals	5 at South Dakota St. (12/6/25)
Field Goal Att.	16 at San Diego (11/12/25)
3-point FGS	3, two times
3-point FG Att.	9 at San Diego (11/12/25)
Free Throws	8, two times
Free Throw Att.	12 at UC San Diego (11/15/25)
Minutes	37 at San Diego (11/12/25)

Miscellaneous

Double-Figure Pts.	5 (3-2)
20+ points	0 (0-0)
Led team in pts.	2 (1-1)
5+ rebounds	2 (1-1)
10+ rebounds	0 (0-0)
Led team in rebs.	0 (0-0)
5+ assists	3 (2-1)
10+ assists	0 (0-0)
Fouled out	0 (0-0)
Double Double	0 (0-0)

LAST FIVE GAMES

#14 MITCHELL, Kolton															
Opponent	Date	GS	MIN	FG-FGA	PCT	3FG-3FGA	PCT	FT-FTA	PCT	OFF	DEF	TOT	AVG	PF	A
Eastern Ore.	11/22/2025	*	30:28	4-11	.364	3-7	.429	3-3	1.000	0	1	1	1.0	3	4
vs CSUN	11/26/2025	*	21:46	3-9	.333	1-6	.167	2-3	.667	1	1	2	1.5	4	5
vs Sam Houston	11/28/2025	*	17:31	3-8	.375	2-5	.400	0-0	.000	1	1	2	1.7	3	2
North Dakota	12/03/2025	*	13:30	0-4	.000	0-2	.000	0-0	.000	0	1	1	1.5	4	2
at South Dakota St.	12/06/2025	*	35:56	5-13	.385	4-9	.444	8-8	1.000	0	1	1	1.4	2	4
Totals		5	119:11	15-45	.333	10-29	.345	13-14	.929	2	5	7	1.4	16	17

Player Averages											
Games Played	Minutes/ game	Points/ game	FG Pct	3FG Pct	FT Pct	Rebounds/ game	Assists/ game	Turnovers/ game	Assist/Turnover ratio	Steals/ game	Blocks/ game
5	23.8	10.6	33.3	34.5	92.9	1.4	3.4	1.4	2.4	0.6	0.2

KOLTON'S CAREER STATS

MITCHELL, Kolton				KOLTON'S CAREER STATS																
				Field Goals		3-Point		F-Throws		Rebounds								Scoring		
SEASON	TEAM	GP-GS	MIN/AVG	FG-FGA	FG%	3FG-3FGA	3FG%	FT-FTA	FT%	OFF	DEF	TOT	AVG	PF-FO	A	TO	BLK	STL	PTS	AVG
2023-24	ISU	10-0	180/18.0	26-54	.481	10-25	.400	11-14	.786	3	20	23	2.3	15-0	21	11	1	10	73	7.3
2024-25	UI	33-33	1009/30.6	124-310	.400	51-150	.340	68-76	.895	19	67	86	2.6	80-2	114	58	3	45	367	11.1
2025-26	UI	9-9	243/27.0	28-89	.315	17-51	.333	34-42	.810	4	20	24	2.7	24-0	36	12	1	10	107	11.9
TOTAL FOR UI		42-42	1252/29.8	152-399	.381	68-201	.338	102-118	.864	23	87	110	2.6	104-2	150	70	4	55	474	11.3
TOTAL		52-42	1433/27.5	178-453	.393	78-226	.345	113-132	.856	26	107	133	2.6	119-2	171	81	5	65	547	10.5







EWAN STEELE

15

SO FORWARD 6-9 ALTON, ONTARIO, CANADA POLARIS PREP

2024-25

- Appeared in 13 games, averaging 6.5 minutes per game
- Compiled 21 points, 23 rebounds, and 3 assists in limited action
- Played a career-high 15:15 minutes against UC San Diego (12/15/24)
- Recorded 8 rebounds against UC San Diego (12/15/24) and 7 rebounds at Oregon State (12/07/24)

HIGH SCHOOL

- Competed in one season each at Victor Academy (2022-23) and Polaris Prep (2023-24) in Ontario, Canada
- Two-year varsity letter winner at Orangeville District Secondary School under head coach
- AAU Club team member for the Mississauga Monarchs and Canada Elite

CAREER HIGHS

Points	7 vs. Eastern Oregon (11/22/25)
Rebounds	8 vs. UC San Diego (12/15/24)
Assists	1, five times
Blocks	--
Steals	1 at Montana St. (3/3/25)
Field Goals	2, two times
Field Goal Att.	6 vs. Evergreen State (11/19/24)
3-point FGS	1 vs. Eastern Oregon (11/22/25)
3-point FG Att.	1 vs. Eastern Oregon (11/22/25)
Free Throws	2, three times
Free Throw Att.	3 vs. UC San Diego (12/15/24)
Minutes	16 vs. UC San Diego (12/15/24)

SEASON HIGHS

Points	7 vs. Eastern Oregon (11/22/25)
Rebounds	6 vs Whitman (11/7/25)
Assists	1, two times
Blocks	--
Steals	--
Field Goals	2 vs. Eastern Oregon (11/22/25)
Field Goal Att.	3 vs. Eastern Oregon (11/22/25)
3-point FGS	1 vs. Eastern Oregon (11/22/25)
3-point FG Att.	1 vs. Eastern Oregon (11/22/25)
Free Throws	2 vs. Eastern Oregon (11/22/25)
Free Throw Att.	2 vs. Eastern Oregon (11/22/25)
Minutes	12 vs Whitman (11/7/25)

Miscellaneous

Double-Figure Pts.	0 (0-0)
20+ points	0 (0-0)
Led team in pts.	0 (0-0)
5+ rebounds	1 (1-0)
10+ rebounds	0 (0-0)
Led team in rebs.	0 (0-0)
5+ assists	0 (0-0)
10+ assists	0 (0-0)
Fouled out	0 (0-0)
Double Double	0 (0-0)

LAST FIVE GAMES

#15 STEELE, Ewan

Opponent	Date	GS	MIN	Total		3-Pointers		Free throws		Rebounds				PF	A	TO	BLK	STL	PTS	AVG
				FG-FGA	PCT	3FG-3FGA	PCT	FT-FTA	PCT	OFF	DEF	TOT	AVG							
Eastern Ore.	11/22/2025		11:12	2-3	.667	1-1	1.000	2-2	1.000	0	2	2	2.0	0	1	0	0	0	7	7.0
vs CSUN	11/26/2025		02:38	0-0	.000	0-0	.000	0-0	.000	0	0	0	1.0	0	0	0	0	0	0	3.5
vs Sam Houston	11/28/2025		01:31	0-0	.000	0-0	.000	0-0	.000	0	0	0	0.7	0	0	0	0	0	0	2.3
North Dakota	12/03/2025		07:58	0-2	.000	0-1	.000	0-0	.000	0	2	2	1.0	1	1	0	0	0	0	1.8
Totals		0	23:19	2-5	.400	1-2	.500	2-2	1.000	0	4	4	1.0	1	2	0	0	0	7	1.8

Player Averages

Games Played	Minutes/ game	Points/ game	FG Pct	3FG Pct	FT Pct	Rebounds/ game	Assists/ game	Turnovers/ game	Assist/Turnover ratio	Steals/ game	Blocks/ game
4	5.8	1.8	40.0	50.0	100.0	1.0	0.5	0.0	2.0	0.0	0.0

EWAN'S CAREER STATS

STEELE, Ewan

				Field Goals		3-Point		F-Throws		Rebounds				Scoring						
SEASON	TEAM	GP-GS	MIN/AVG	FG-FGA	FG%	3FG-3FGA	3FG%	FT-FTA	FT%	OFF	DEF	TOT	AVG	PF-FO	A	TO	BLK	STL	PTS	AVG
2024-25	UI	13-0	85/6.5	7-17	.412	0-0	.000	7-15	.467	9	14	23	1.8	18-1	3	3	0	1	21	1.6
2025-26	UI	5-0	36/7.1	3-7	.429	1-2	.500	2-3	.667	1	9	10	2.0	2-0	3	0	0	0	9	1.8
TOTAL		18-0	120/6.7	10-24	.417	1-2	.500	9-18	.500	10	23	33	1.8	20-1	6	3	0	1	30	1.7





SETH  
JOBA

21

JR FOWARD 6-7 220 FAIRFIELD, CA VANDEN HIGH SCHOOL

- VERMONT:
- 2024-25:
- Played in 26 games, averaging 8.5 minutes, 1.6 points and 1.2 rebounds per game.
  - Recorded a season-high 8 points at Auburn (11/06)
  - Tallied a season-high 22 minutes against Bryant (01/11)
  - Posted a season-high 7 rebounds against Northeastern (11/30)
  -
- 2023-24:
- Saw action in 16 games as a rookie, averaging 2.3 points and 1.3 rebounds per game
  - Made his collegiate debut on November 6th vs. Merrimack
  - Recorded a season-high 8 points and added 4 rebounds against Plattsburgh State (November 11th)
  - Tallied 7 points and a season-high 6 rebounds against VTSU-Johnson (November 22nd)
  - Had 5 points at Virginia Tech (December 16th) and 1-for-1 from field vs. Duke in 1st Round of NCAA Tournament (March 22nd)

CAREER HIGHS

Points	13 vs North Dakota (12/3/25)
Rebounds	13 vs Whitman (11/7/25)
Assists	2, two times
Blocks	1, 10 times
Steals	1, seven times
Field Goals	5 at Washington St. (11/3/25)
Field Goal Att.	9 at Washington St. (11/3/25)
3-point FGS	3 vs North Dakota (12/3/25)
3-point FG Att.	5, three times
Free Throws	4 vs Whitman (11/7/25)
Free Throw Att.	4, two times
Minutes	23, vs. Plattsburgh St. (11/11/23)

SEASON HIGHS

Points	13 vs North Dakota (12/3/25)
Rebounds	13 vs Whitman (11/7/25)
Assists	2, two times
Blocks	1, five times
Steals	1, three times
Field Goals	5 at Washington St. (11/3/25)
Field Goal Att.	9 at Washington St. (11/3/25)
3-point FGS	3 vs North Dakota (12/3/25)
3-point FG Att.	5, two times
Free Throws	4 vs Whitman (11/7/25)
Free Throw Att.	4, two times
Minutes	22 at Washington St. (11/3/25)

Miscellaneous

Double-Figure Pts.	3 (3-0)
20+ points	0 (0-0)
Led team in pts.	0 (0-0)
5+ rebounds	5 (4-1)
10+ rebounds	1 (1-0)
Led team in rebs.	1 (1-0)
5+ assists	0 (0-0)
10+ assists	0 (0-0)
Fouled out	0 (0-0)
Double Double	1 (1-0)

- HIGH SCHOOL:
- Joined Vermont after a season at Bridgton Academy
  - Named to the All NEPSAC 1st-team in 2023 and was ranked as the top player in Maine
  - Graduated from Orchard Park High School in 2022
  - Named Erie County Interscholastic Conference's Player of the Year and received All-State 2nd Team honors

LAST FIVE GAMES

#21 JOBA, Seth

Opponent	Date	GS	MIN	Total		3-Pointers		Free throws		Rebounds											
				FG-FGA	PCT	3FG-3FGA	PCT	FT-FTA	PCT	OFF	DEF	TOT	AVG	PF	A	TO	BLK	STL	PTS	AVG	
Eastern Ore.	11/22/2025		17:52	2-6	.333	0-3	.000	1-4	.250	0	0	0	0.0	3	1	0	1	1	5	5.0	
vs CSUN	11/26/2025		09:53	0-0	.000	0-0	.000	0-0	.000	0	3	3	1.5	4	1	0	0	1	0	2.5	
vs Sam Houston	11/28/2025		16:50	2-4	.500	2-4	.500	0-0	.000	0	2	2	1.7	4	0	1	0	0	6	3.7	
North Dakota	12/03/2025		18:58	4-7	.571	3-5	.600	2-2	1.000	2	6	8	3.3	1	0	1	1	0	13	6.0	
at South Dakota St.	12/06/2025		16:44	2-3	.667	1-2	.500	0-0	.000	1	4	5	3.6	3	1	0	1	0	5	5.8	
Totals		0	80:17	10-20	.500	6-14	.429	3-6	.500	3	15	18	3.6	15	3	2	3	2	29	5.8	

Player Averages

Games Played	Minutes/ game	Points/ game	FG Pct	3FG Pct	FT Pct	Rebounds/ game	Assists/ game	Turnovers/ game	Assist/Turnover ratio	Steals/ game	Blocks/ game
5	16.1	5.8	50.0	42.9	50.0	3.6	0.6	0.4	1.5	0.4	0.6

SETH'S CAREER STATS

JOBA, Seth

				Field Goals		3-Point		F-Throws		Rebounds									Scoring	
SEASON	TEAM	GP-GS	MIN/AVG	FG-FGA	FG%	3FG-3FGA	3FG%	FT-FTA	FT%	OFF	DEF	TOT	AVG	PF-FO	A	TO	BLK	STL	PTS	AVG
2023-24	UVM	16-0	117/7.3	14-29	.483	2-6	.333	6-10	.600	5	15	20	1.3	17-0	4	10	4	2	36	2.3
2024-25	UVM	26-0	223/8.6	14-48	.292	11-34	.324	3-6	.500	12	19	31	1.2	27-0	4	13	3	3	42	1.6
2025-26	UI	9-0	156/17.3	23-47	.489	11-28	.393	8-12	.667	17	28	45	5.0	24-0	8	8	5	3	65	7.2
TOTAL FOR UI		9-0	156/17.3	23-47	.489	11-28	.393	8-12	.667	17	28	45	5.0	24-0	8	8	5	3	65	7.2
TOTAL		51-0	496/9.7	51-124	.411	24-68	.353	17-28	.607	34	62	96	1.9	68-0	16	31	12	8	143	2.8





TYLER  
LINHARDT

22

SR

FOWARD

6-7

220

SEATTLE, WA

WASHINGTON

- 2024-25
- Played in 28 games, including one start, averaging 17.3 minutes per game
  - Averaged 8.8 points per game, shooting 42.9 percent from the field, 28 percent from three, and 78.8 percent from the foul line
  - Scored in double-digits 12 times, including a career-high 25 points at Northern Arizona (02/20/2025)
  - Posted 23 points shooting 9-of-14 at Northern Colorado (02/22/25)
  - Ranked second on the team in free throws made (67)
- 2023-24
- Appeared in 23 games including six starts, averaging 17.9 minutes per game
  - Averaged 8.2 points per game, shooting 44.8 percent from the field, 32.2 percent from three and 75 percent from the foul line
  - Scored in double figures in nine games including a career-high 18 against Portland State (12/30/23)
  - Made two or more 3-pointers in six games
  - Ranked fourth on the team in scoring (8.2) and rebounding (3.1)
  - Grabbed a career-high seven rebounds in a home game against St. Thomas (1/3/24)

CAREER HIGHS

Points	25 at N. Arizona (2/20/25)
Rebounds	7 vs. St. Thomas (1/3/24)
Assists	3 at Weber St (1/20/24)
Blocks	1 at Idaho State (1/18/24)
Steals	2 vs. Sac St (12/28/23)
Field Goals	7 at Stanford (12/17/23)
Field Goal Att.	12 vs. St. Thomas (1/3/24)
3-point FGS	3 at Pacific (12/21/24)
3-point FG Att.	7 vs. Portland St. (12/30/23)
Free Throws	7 vs N. Colorado (1/23/25)
Free Throw Att.	9 vs N. Colorado (1/23/25)
Minutes	28 vs. St. Thomas (1/3/24)

SEASON HIGHS

Points	—
Rebounds	—
Assists	—
Blocks	—
Steals	—
Field Goals	—
Field Goal Att.	—
3-point FGS	—
3-point FG Att.	—
Free Throws	—
Free Throw Att.	—
Minutes	—

LAST FIVE GAMES

Miscellaneous

Double-Figure Pts.	0 (0-0)
20+ points	0 (0-0)
Led team in pts.	0 (0-0)
5+ rebounds	0 (0-0)
10+ rebounds	0 (0-0)
Led team in rebs.	0 (0-0)
5+ assists	0 (0-0)
10+ assists	0 (0-0)
Fouled out	0 (0-0)
Double Double	0 (0-0)

TYLER'S CAREER STATS

LINHARDT, Tyler

				Field Goals		3-Point		F-Throws		Rebounds											Scoring	
SEASON	TEAM	GP-GS	MIN/AVG	FG-FGA	FG%	3FG-3FGA	3FG%	FT-FTA	FT%	OFF	DEF	TOT	AVG	PF-FO	A	TO	BLK	STL	PTS	AVG		
2022-23	UW	3-0	15/4.9	2-4	.500	1-3	.333	1-2	.500	0	4	4	1.3	2-0	0	0	0	1	6	2.0		
2023-24	UI	23-6	413/18.0	65-145	.448	19-59	.322	39-52	.750	18	54	72	3.1	37-0	24	24	6	7	188	8.2		
2024-25	UI	28-1	484/17.3	78-182	.429	23-82	.280	67-85	.788	18	56	74	2.6	38-0	12	43	8	12	246	8.8		
TOTAL FOR UI		51-7	897/17.6	143-327	.437	42-141	.298	106-137	.774	36	110	146	2.9	75-0	36	67	14	19	434	8.5		
TOTAL		54-7	911/16.9	145-331	.438	43-144	.299	107-139	.770	36	114	150	2.8	77-0	36	67	14	20	440	8.1		





MILES  
KLAPPER

24

R-SOGUARD6-3185HILLSBOROUGH, CABRIDGTON ACADEMY

- 2024-25
- Played in 18 games, averaging 10.2 minutes per game
  - Averaged 2.4 points per game, shooting 35.1 percent from the field, 23.5 percent from three, and 92.9 percent from the free throw line
  - Totaled 43 points, 31 rebounds, nine assists, four steals, and two blocks
  - Recorded seven points and four rebounds on a career-high 27:20 minutes at BYU (11/16/24)
  - Led the team in free throw percentage (.929)
- 2023-24
- Redshirt season

CAREER HIGHS

Points	15 vs. Eastern Oregon (11/22/25)	BRIDGTON ACADEMY
Rebounds	6 at San Diego (11/24/24)	
Assists	3 at BYU (11/16/24)	
Blocks	—	
Steals	2 vs. Northwest (11/4/24)	
Field Goals	4 vs Whitman (11/7/25)	
Field Goal Att.	8, three times	
3-point FGS	4 vs Whitman (11/7/25)	
3-point FG Att.	6 vs. Evergreen State (11/19/24)	
Free Throws	4 at Washington St (11/11/24)	
Free Throw Att.	4 at Washington St (11/11/24)	
Minutes	27 at BYU (11/16/24)	

JUNIPERO SERRA HIGH SCHOOL

- Three-year varsity letter winner at Junipero Serra High School under head coach Chuck Rapp
- WCAL First Team All-League, All-Metro and All-State Honorable Mention honoree following his senior season in 2021-22
- Averaged 18 points, five rebounds and three assists in 2021-22
- Named Second Team All-League PAL in 2019-20
- Received team captain honors in 2021-22 and 2022-23

SEASON HIGHS

Points	15 vs. Eastern Oregon (11/22/25)
Rebounds	4 vs. Eastern Oregon (11/22/25)
Assists	2 vs Whitman (11/7/25)
Blocks	—
Steals	2 vs. CSUN (11/26/25)
Field Goals	6 vs. Eastern Oregon (11/22/25)
Field Goal Att.	8, two times
3-point FGS	4 vs Whitman (11/7/25)
3-point FG Att.	5, three times
Free Throws	2 vs North Dakota (12/3/25)
Free Throw Att.	2 vs North Dakota (12/3/25)
Minutes	19 vs CSUN (11/26/25)

LAST FIVE GAMES

#24 KLAPPER, Miles																
Opponent		Date	GS	MIN	Total		3-Pointers		Free throws		Rebounds				PF	
					FG-FGA	PCT	3FG-3FGA	PCT	FT-FTA	PCT	OFF	DEF	TOT	AVG	A	TO
Eastern Ore.		11/22/2025		14:00	6-8	.750	3-5	.600	0-1	.000	1	3	4	4.0	1	0
vs CSUN		11/26/2025		19:04	3-8	.375	1-5	.200	0-0	.000	2	2	4	4.0	2	0
vs Sam Houston		11/28/2025		18:35	2-4	.500	1-3	.333	0-0	.000	1	0	1	3.0	1	1
North Dakota		12/03/2025		18:58	2-3	.667	2-3	.667	2-2	1.000	0	1	1	2.5	2	1
at South Dakota St.		12/06/2025		00:40	0-0	.000	0-0	.000	0-0	.000	0	0	0	2.0	1	0
Totals			0	71:17	13-23	.565	7-16	.438	2-3	.667	4	6	10	2.0	7	2

Player Averages

Games Played	Minutes/ game	Points/ game	FG Pct	3FG Pct	FT Pct	Rebounds/ game	Assists/ game	Turnovers/ game	Assist/Turnover ratio	Steals/ game	Blocks/ game
5	14.3	7.0	56.5	43.8	66.7	2.0	0.4	0.4	1.0	0.6	0.0

Miscellaneous

Double-Figure Pts.	2 (2-0)
20+ points	0 (0-0)
Led team in pts.	0 (0-0)
5+ rebounds	0 (0-0)
10+ rebounds	0 (0-0)
Led team in rebs.	0 (0-0)
5+ assists	0 (0-0)
10+ assists	0 (0-0)
Fouled out	0 (0-0)
Double Double	0 (0-0)

MILES' CAREER STATS

KLAPPER, Miles				Field Goals		3-Point		F-Throws		Rebounds									Scoring	
SEASON	TEAM	GP-GS	MIN/AVG	FG-FGA	FG%	3FG-3FGA	3FG%	FT-FTA	FT%	OFF	DEF	TOT	AVG	PF-FO	A	TO	BLK	STL	PTS	AVG
2024-25	UI	18-0	183/10.2	13-37	.351	4-17	.235	13-14	.929	9	22	31	1.7	9-0	9	10	2	4	43	2.4
2025-26	UI	7-0	90/12.9	17-28	.607	11-21	.524	2-3	.667	4	7	11	1.6	8-0	4	2	0	4	47	6.7
TOTAL		25-0	273/10.9	30-65	.462	15-38	.395	15-17	.882	13	29	42	1.7	17-0	13	12	2	8	90	3.6





WILL  
JENSEN

34

FR

FOWARD

6-9

BEND, OR

CALDERA HS

- HIGH SCHOOL:
- A two-time all-conference honoree out of Caldera High School in Bend, Oregon
  - Received Class 5A Second Team honors in 2025
  - Led the state in scoring and rebounding in his senior season
  - Holds multiple school records, including points scored in a game (33), most rebounds in a game (18), and most blocks in a game (5)
  - Also holding the single-season school record for all these same stats

CAREER HIGHS

Points	--
Rebounds	--
Assists	--
Blocks	--
Steals	--
Field Goals	--
Field Goal Att.	--
3PT Field Goals	--
3PT Field Goal Att.	--
Free Throws	--
Free Throw Att.	--
Minutes	--

SEASON HIGHS

Points	--
Rebounds	--
Assists	--
Blocks	--
Steals	--
Field Goals	--
Field Goal Att.	--
3-point FGS	--
3-point FG Att.	--
Free Throws	--
Free Throw Att.	--
Minutes	--

LAST FIVE GAMES

Miscellaneous

Double-Figure Pts.	0 (0-0)
20+ points	0 (0-0)
Led team in pts.	0 (0-0)
5+ rebounds	0 (0-0)
10+ rebounds	0 (0-0)
Led team in rebs.	0 (0-0)
5+ assists	0 (0-0)
10+ assists	0 (0-0)
Fouled out	0 (0-0)
Double Double	0 (0-0)

WILL'S CAREER STATS

