



MEN'S BASKETBALL

2025-26 Season | Game 17

**FIGHTING
IRISH MEDIA**
PRIMARY MEN'S
BASKETBALL CONTACT

SECONDARY
CONTACT

Josh Bates
jbates2@nd.edu
574-310-9954

Aly Prigge
aprigge@nd.edu
419-591-9329



NOTRE DAME (10-6, 1-2)
vs (RV/RV) **MIAMI (14-2, 3-0)**

TUESDAY, JAN. 13

South Bend, IN | 7 pm ET

Purcell Pavilion (9,149)

TV Broadcast ESPNU
TV Crew Doug Sherman
Scott Williams
Radio 960 WSBT-AM
Radio Crew Tony Simeone
Scott Martin
Live Stats Statbroadcast
Social @ndmbb

Head Coaches

NOTRE DAME
MICAH SHREWSBERRY

Record at School:
38-44 (3rd Year)

Overall Record:
75-75 (5th Year)

MIAMI
JAI LUCAS

Record at School:
14-2 (1st)

Overall Record:
Same

The Series

OVERALL

Record: Trail, 15-16
Streak: L4
Last Meeting: L, 57-63, at
Miami, on 2/1/25

HOME

Record: Tied 7-7
Streak: L2
Last: L, 61-73, on 1/24/24

2025-26 Schedule

Overall: 10-6 (1-2 ACC)

Home: 7-2; Away 2-2; Neutral 1-2

Date	Opponent	TV	Time/Result
11/3	LIU	ACCNX	W, 89-67
11/7	Detroit Mercy	ACCNX	W, 102-70
11/11	Eastern Illinois	ACCNX	W, 78-58
11/16	@ Ohio St	FS1	L, 63-64
11/19	Bellarmine	ACCNX	W, 86-79
11/24	vs. (RV/RV) Kansas#	TNT	L, 61-71
11/25	vs. Rutgers#	TNT	W, 68-63
11/26	vs. #3/2 Houston#	TNT	L, 56-66
12/2	(RV/RV) Missouri%	ESPNU	W, 76-71
12/5	@ TCU	ESPN+	W, 87-85 OT
12/10	Idaho	ACCNX	W, 80-65
12/13	Evansville	ACCN	W, 82-58
12/21	Purdue Fort Wayne	ACCNX	L, 69-72
12/30	@ Stanford*	ESPN2	W, 47-40
1/2	@ Cal*	ESPN2	L, 71-72
1/10	Clemson*	ESPN2	L, 61-76
1/13	Miami*	ESPNU	7 pm
1/17	@ Virginia Tech*	ACCN	Noon
1/21	@ North Carolina*	ESPN2	7 pm
1/24	Boston College*	ACCN	6 pm
1/27	Virginia*	ESPN/2/U	7 pm
1/31	@ Syracuse*	The CW	6 pm
2/4	@ Louisville*	ESPN2/U	7 pm
2/7	Florida St*	ACCN	4 pm
2/10	@ SMU*	ACCN	7 pm
2/14	Georgia Tech*	The CW	Noon
2/21	@ Pitt*	ACCN	2 pm
2/24	Duke*	ESPN/2/U	7 pm
2/28	NC State*	The CW	Noon
3/4	Stanford*	ESPNU	9 pm
3/7	@ Boston College*	ESPNU	Noon
3/10-14	ACC Tournament^		

* - Atlantic Coast Conference game

- Players Era Festival (MGM Grand Garden Arena in Las Vegas)

% - ACC/SEC Challenge

^ - ACC Tournament (Spectrum Center in Charlotte)

TEAMS BY THE NUMBERS

NOTRE DAME		MIAMI
73.5	Scoring Offense	88.2
67.3	Scoring Defense	69.2
+6.2	Scoring Margin	+19.0
.455	FG%	.517
.408	FG% Defense	.414
.372	3FG%	.348
.310	3FG% Defense	.345
8.8	3FG Made/Game	7.3
.694	FT%	.678
38.2	Rebounds	40.1
+7.2	Rebound Margin	+9.9
12.3	Assists	18.8
11.8	Turnovers	11.4
-2.3	Turnover Margin	+2.8
4.3	Steals	8.6
2.1	Blocks	3.4



2025-26 Notre Dame Men's Basketball

TEAM INFORMATION

NOTRE DAME ROSTER							
No.	Name	Pos.	Height	Year	Eligibility	Hometown	Previous School
0	Brady Stevens	G	6-4	So.	Fr.	Boston, MA	Wellesley High
2	Logan Imes	G	6-4	Jr.	Jr.	Zionsville, IN	Zionsville
3	Markus Burton	G	6-0	Jr.	Jr.	Mishawaka, IN	Penn
5	Cole Certa	G	6-5	So.	So.	Le Roy, IL	IMG Academy
6	Brady Koehler	F	6-10	Fr.	Fr.	Fishers, IN	Cathedral High
7	Ryder Frost	F	6-7	Fr.	Fr.	Beverly, MA	Phillips Exeter Academy
10	Jalan Haralson	G	6-7	Fr.	Fr.	Anderson, IN	La Lumiere
11	Braeden Shrewsberry	G	6-4	Jr.	Jr.	Granger, IN	State College Area High
12	Garrett Sundra	F	6-11	So.	So.	Ashburn, VA	Paul VI Catholic
13	Sir Mohammed	G	6-6	So.	So.	Charlotte, NC	Myers Park
14	Kebba Njie	F	6-10	Sr.	Sr.	Centerville, OH	La Lumiere / Penn St
15	Tommy Ahneman	C	6-11	Fr.	Fr.	Fargo, ND	Cretin-Derham Hall
22	Luke Devine	F	6-7	Fr.	Fr.	Moraga, CA	Campolindo
24	Mark Zackery IV	G	5-11	Fr.	Fr.	Indianapolis, IN	Ben Davis
33	Carson Towt	F	6-8	Gr.	Gr.	Gilbert, AZ	Gilbert High / Northern Arizona
34	Matt MacLellan	F	6-9	Gr.	Gr.	Canton, MI	Plymouth High / Madonna

COACHING STAFF

Glenn & Stacey Murphy Men's Basketball Head Coach	Micah Shrewsberry	Hanover '99	3rd Season
Associate Head Coach	Kyle Getter	Hanover '01	3rd Season
Assistant Coach	Mike Farrelly	St. Joseph's '03	3rd Season
Assistant Coach	Ryan Owens	Southern Indiana '00	3rd Season
Assistant Coach	Tre Whitted	Marshall '07	3rd Season
Assistant Coach	Grady Eifert	Purdue '19	3rd Season
Director of Ops	Bo Waggoner	Penn St '20	1st Season
General Manager	Pat Garrity	Notre Dame '98	1st Season

PRONUNCIATION

Kebba Njie	Jai (think hi but with a J instead of a H)
Logan Imes	Think Dimes without 'D'
Brady Koehler	Kale-er
Tommy Ahneman	On-uh-men
Mike Farrelly	Fair-uh-lee

Team Information

CURRENT TEAM

Conference	Atlantic Coast
Home Arena (Capacity)	Purcell Pavilion (9,149)
Starters Returning/Lost	3/2
Total Returning/Lost	7/6
Newcomers	7

ND MEN'S BASKETBALL

First Season	1897
Full Seasons	121
All-Time Record	1988-1135-2 (.636)
NCAA Appearances/Record	37 / 41-42
First/Last NCAA Appearance	1953 / 2022
ACC Member	2013-14 - present
ACC Regular Season	105-124 (.455)
ACC Tournament	13-10 (.565)
ACC Tournament Championships	1 (2015)



2025-26 Notre Dame Men's Basketball

TEAM RANKINGS & NUMBERS

By the Numbers

37
NCAA
Tournament bids

1,988
Total Program Wins

4th
most 1,000-point
scorers amongst
all Division I
programs

AP Top 25
Week 11

USA Today Coaches
Week 11

AP Top 25

RK	TEAM	REC	PTS	TREND
1	Arizona (60)	16-0	1524	-
2	Iowa State (1)	16-0	1448	↑ 1
3	UConn	16-1	1358	↑ 1
4	Michigan	14-1	1300	↓ 2
5	Purdue	15-1	1253	-
6	Duke	15-1	1237	-
7	Houston	15-1	1130	-
8	Nebraska	16-0	1056	↑ 2
9	Gonzaga	17-1	1050	↓ 1
10	Vanderbilt	16-0	1035	↑ 1
11	BYU	15-1	1013	↓ 2
12	Michigan State	14-2	865	-
13	Illinois	13-3	778	↑ 3
14	North Carolina	14-2	659	↑ 3
15	Texas Tech	12-4	609	↓ 1
16	Virginia	14-2	515	↑ 7
17	Arkansas	12-4	492	↓ 2
18	Alabama	11-5	470	↓ 5
19	Florida	11-5	349	↑ 7
20	Louisville	12-4	336	-
21	Georgia	14-2	227	↓ 3
22	Clemson	14-3	218	↑ 4
23	Utah State	14-1	161	↑ 3
24	Tennessee	11-5	140	↓ 3
25	Seton Hall	14-2	136	↑ 1

Others receiving votes: Saint Louis 92, Kansas 60, Iowa 58, Miami (OH) 49, Villanova 40, Wisconsin 37, Miami 30, Texas A&M 23, UCF 18, Saint Mary's 17, SMU 15, Auburn 14, George Mason 8, NC State 3, St. John's 1, USC 1

Dropped from rankings: Iowa 19, Kansas 22, SMU 24, UCF 25

Coaches Poll

RK	TEAM	REC	PTS	TREND
1	Arizona (29)	16-0	773	↑ 1
2	Iowa State (1)	16-0	729	↑ 1
3	Michigan (1)	14-1	671	↓ 2
4	UConn	16-1	666	-
5	Purdue	15-1	634	-
6	Duke	15-1	606	-
7	Houston	15-1	579	-
8	Vanderbilt	16-0	557	↑ 2
9	Gonzaga	17-1	547	↓ 1
10	Nebraska	16-0	534	↑ 1
11	BYU	15-1	510	↓ 2
12	Michigan State	14-2	433	↑ 1
13	Illinois	13-3	378	↑ 3
14	Texas Tech	12-4	336	-
15	North Carolina	14-2	322	↑ 2
16	Virginia	14-2	272	↑ 7
17	Arkansas	12-4	237	↓ 2
18	Alabama	11-5	230	↓ 6
19	Louisville	12-4	198	↓ 1
20	Florida	11-5	145	↑ 6
21	Clemson	14-3	122	↑ 5
22	Georgia	14-2	105	↓ 2
23	Iowa	12-4	88	↓ 4
24	Utah State	14-1	78	↑ 2
25	Kansas	11-5	57	↓ 4

Others receiving votes: Tennessee 45, Saint Louis 39, Saint Mary's 34, Villanova 34, Seton Hall 29, St. John's 21, SMU 15, Miami 14, Texas A&M 13, Miami (OH) 8, UCF 6, Wisconsin 5, Ohio State 3, Indiana 1, USC 1

Dropped from rankings: Tennessee 22, Villanova 24, SMU 25

198	career three-pointers for Braeden
74	current rating in the NET
68	KenPom rating
62.7	scoring defense in ACC play ranks 1st in the league
45	rebounds over the last 4 games for Towt
37.2%	from three as a team this season - ranks 2nd in the ACC
19.9	ppg - Burton was averaging this before the TCU injury game
14.9	ppg for Haralson on the season - ranks 5th amongst ACC freshmen
14	straight games in double figures for Haralson
12	wins away from 2,000 all-time in program history. Would become the 8th school to accomplish this feat
10.4	rpg for Towt - 13th in the country, 3rd in the ACC
7-2	at home
7-0	when wearing our white Notre Dame jerseys
5-2	record in overtime games during the Coach Shrews Era
4	only 4 instances over last 30 years in which an Irish player in the first 10 games totaled 180+ points, 30+ assists and 15+ steals. Burton became the fourth at TCU
3.7	A/TO Ratio for Logan Imes in ACC play - ranks 2nd
2nd	Irish were just 2nd ACC team to win at Stanford since the start of the 2024-25 season
2	double digit comebacks to win

National Rankings

2025-26 Notre Dame Team Rankings					
Statistic	Nat'l Rank	Conf Rank	Value	Nat'l Leader	Value
Rebound Margin	39	6	7.2	Florida	15.9
Scoring Defense	43	6	67.3	UNI	59.5
3PT FG%	39	2	.372	Miami OH	.415

2025-26 Notre Dame Player Rankings					
Statistic	Player	Nat'l Rank	Conf Rank	Value	
Total rebounds	Towt	11	2	167	
Def Reb/game	Towt	19	4	6.7	
Off Reb/game	Towt	15	1	3.8	
Rebounds/game	Towt	13	3	10.4	
3PT%	Shrewsberry	21	1	.449	
Total 3s	Shrewsberry	52	3	48	
3s/Game	Shrewsberry	41	3	3.0	



2025-26 Notre Dame Men's Basketball

NOTRE DAME IN THE ACC

ACC Standings

Predicted Order	Standings
1. Duke	Duke, 4-0
2. Louisville	Clemson, 4-0
3. North Carolina	Miami, 3-0
4. NC State	Virginia, 3-1
5. Virginia	NC State, 3-1
6. SMU	North Carolina, 2-1
7. Clemson	Syracuse, 2-1
8. Miami	Stanford, 2-2
9. Syracuse	Virginia Tech, 2-2
10. Notre Dame	Louisville, 2-2
11. Wake Forest	SMU, 1-2
12. Virginia Tech	Notre Dame, 1-2
13. Georgia Tech	Cal, 1-3
14. Pitt	Wake Forest, 1-3
15. Florida St	Georgia Tech, 1-3
16. Cal	Boston College, 0-3
17. Stanford	FSU, 0-3
18. Boston College	Pitt, 0-3

2025 PRESEASON
ACC AWARDS

First Team	Second Team
Cameron Boozer, Duke	Boopie Miller, SMU
Darrion Williams, NCST	J.J. Starling, Syracuse
Markus Burton, ND	Isaiah Evans, Duke
Mikel Brown Jr., UL	Baye Ndongo, GT
Ryan Conwell, UL	Caleb Wilson, UNC

Player of the Year	Rookie of the Year
Darrion Williams, NCST	Cameron Boozer, Duke

ACC Stat Rankings

2025-26 Team ACC Rankings		
Team Stats	ACC Games	All Games
Scoring Offense	59.7 (18)	73.5 (16)
Scoring Defense	62.7 (1)	67.3 (6)
Scoring Margin	-3.0 (11)	+ 6.2 (14)
FT Percentage	.621 (17)	.694 (12)
FG Percentage	.380 (16)	.455 (11)
FG Pct. Defense	.371 (2)	.408 (9)
3-FG Percentage	.338 (7)	.372 (2)
3-FG Pct. Defense	.232 (2)	.310 (9)
Rebounding Off	40.3 (3)	38.2 (9)
Rebounding Def	33.7 (10)	31.0 (2)
Rebounding Margin	+6.7 (4)	+ 7.2 (6)
Blocked Shots	2.7 (12)	2.1 (18)
Assists	9.0 (17)	12.3 (16)
Steals	1.3 (18)	4.3 (18)
Turnover Margin	-6.0 (18)	-2.3 (18)
Assist/TO Ratio	0.82 (18)	1.1 (18)
Offensive Rebounds	11.3 (8)	11.1 (14)
Defensive Rebounds	29.0 (3)	27.1 (6)
3-FG Made	7.7 (10)	8.8 (7)

2025-26 Individual ACC Rankings			
Indiv. Leaders	Stat	ACC	All
Towt	Reb/game	11.7 (2)	10.4 (3)
	O-Reb/game	4.7 (2)	3.8 (1)
	D-Reb/game	7.0 (3)	6.7 (4)
Shrewsberry	3PT%		.449 (1)
	3PT/Game		3.0 (3)
Imes	A/TO Ratio	3.7 (2)	

'25-26 ACC Player of the Week

Nov. 10	Caleb Wilson, UNC / Neoklis Avdalas, VT
Nov. 17	Cameron Boozer, DUKE / Mikel Brown Jr, UL
Nov. 24	B.J. Edwards, SMU
Dec. 1	Cameron, Boozer, DUKE
Dec. 8	Cameron Boozer, DUKE
Dec. 15	Myles Colvin, WAKE FOREST
Dec. 22	Paul McNeil Jr., NC ST
Dec. 29	B.J. Edwards, SMU
Jan. 5	Boopie Miller, SMU
Jan. 12	Tre Donaldson, MIAMI

'25-26 ACC Rookie of the Week

Nov. 10	Caleb Wilson, UNC / Neoklis Avdalas, VT
Nov. 17	Cameron Boozer, DUKE / Mikel Brown Jr, UL
Nov. 24	Cameron Boozer, DUKE
Dec. 1	Cameron Boozer, DUKE
Dec. 8	Cameron Boozer, DUKE
Dec. 15	Neoklis Avdala, VIRGINIA TECH
Dec. 22	Caleb Wilson UNC
Dec. 29	Ebuka Okorie, STANFORD
Jan. 5	Cameron Boozer, DUKE
Jan. 12	Cameron Boozer, DUKE



2025-26 Notre Dame Men's Basketball LINEUPS

Starting Lineups By Game

11.3 LIU

Burton
Shrewsberry
Haralson
Sundra
Towt

12.10 IDAHO

Haralson
Shrewsberry
Certa
Sundra
Towt

1.27 VIRGINIA

-
-
-
-
-

3.7 BOSTON COLLEGE

-
-
-
-
-

11.7 DETROIT MERCY

Burton
Shrewsberry
Mohammed
Sundra
Towt

12.13 EVANSVILLE

Haralson
Shrewsberry
Certa
Sundra
Towt

1.31 SYRACUSE

-
-
-
-
-

11.11 E. ILLINOIS

Burton
Shrewsberry
Mohammed
Sundra
Towt

12.21 FORT WAYNE

Haralson
Shrewsberry
Certa
Sundra
Towt

2.4 LOUISVILLE

-
-
-
-
-

11.16 OHIO ST

Burton
Shrewsberry
Mohammed
Sundra
Towt

12.30 STANFORD

Haralson
Shrewsberry
Imes
Sundra
Towt

2.7 FLORIDA ST

-
-
-
-
-

11.19 BELLARMINE

Burton
Shrewsberry
Haralson
Sundra
Towt

1.2 CAL

Haralson
Shrewsberry
Imes
Sundra
Towt

2.10 SMU

-
-
-
-
-

11.24 KANSAS

Burton
Shrewsberry
Haralson
Sundra
Towt

1.10 CLEMSON

Haralson
Shrewsberry
Imes
Sundra
Towt

2.14 GEORGIA TECH

-
-
-
-
-

11.25 RUTGERS

Burton
Shrewsberry
Haralson
Mohammed
Towt

1.13 MIAMI

-
-
-
-
-

2.21 PITT

-
-
-
-
-

11.26 HOUSTON

Burton
Shrewsberry
Haralson
Sundra
Towt

1.17 VIRGINIA TECH

-
-
-
-
-

2.24 DUKE

-
-
-
-
-

12.2 MISSOURI

Burton
Shrewsberry
Haralson
Sundra
Towt

1.21 NORTH CAROLINA 2.28 NC STATE

-
-
-
-
-

-
-
-
-
-

12.5 TCU

Burton
Shrewsberry
Haralson
Sundra
Towt

1.24 BOSTON COLLEGE 3.4 STANFORD

-
-
-
-
-

-
-
-
-
-

Starting Lineup by Player

Player	Games Started	
	This Season	Career
Carson Towt	16	136
Braeden Shrewsberry	16	57
Garrett Sundra	15	15
Jalen Haralson	13	13
Markus Burton	10	68
Sir Mohammed	4	12
Cole Certa	3	3
Logan Imes	3	8
Kebba Njie		83

Record When Starting		
Player	2025-26	Irish Career
Shrewsberry	10-6	28-29
Towt	10-6	10-6
Sundra	9-6	9-6
Haralson	8-5	8-5
Burton	7-3	32-36
Mohammed	3-1	6-6
Certa	2-1	2-1
Imes	1-2	1-7
Njie		23-34



2025-26 Notre Dame Men's Basketball

NOTRE DAME'S RECORD WHEN

DAY OF THE WEEK

Sunday	0-2
Monday	1-1
Tuesday	4-0
Wednesday	2-1
Thursday	
Friday	2-1
Saturday	1-1

TIME OF GAME

Day Games (before 6pm local time)	2-4
Night Games (6pm or later local time)	8-2

LOCATION

Home Games	7-2
Road Games	2-2
Neutral Site	1-2

HALFTIME SCORE

Leading at the half	7-2
Tied at the half	1-0
Trailing at the half	2-4

INDIVIDUAL SCORING

Two or fewer double-figure scorers	1-3
Three double-figure scorers	4-3
Four double-figure scorers	4-0
Five or more double-figure scorers	1-0

REBOUNDING MARGIN

More rebounds than opponent	10-3
Same number of rebounds	0-0
Fewer rebounds than opponent	0-3

FIELD GOAL SHOOTING

Shot higher percentage than opponent	10-2
Shot same percentage as opponent	0-0
Shot lower percentage than opponent	0-4
Shot 45% or better	9-1
Shot less than 45%	1-5
Hold opponent under 40%	6-2

FREE-THROW MARGIN

Make more free-throws than opponent	5-3
Make same number of free-throws	0-0
Make fewer free-throws than opponent	5-3

TURNOVERS

Commit fewer turnovers	3-1
Commit same number of turnovers	0-0
Commit more turnovers	7-5
Single-digit turnovers	1-1

UNIFORM COMBINATIONS

White Notre Dame script	7-0
Navy Irish script	2-3
Green jerseys	0-1
Bend jerseys	1-2

MISCELLANEOUS

vs top-25	0-1
vs top-10	0-1
When ranked higher	0-0
When ranked lower	0-0
Both ranked	0-0
Both unranked	10-5
In overtime games	0-0

MARGIN OF VICTORY

1-5 points	3-3
6-10 points	2-2
11-15 points	1-1
16-20 points	1-0
21+ points	3-0

MONTH

November	5-3
December	5-1
January	0-2
February	0-0
March	0-0

Largest Halftime Lead

15 | LIU (40-25), 11/3

Largest Halftime Deficit

14 | #2/3 Houston (39-25), 11/26

Largest Lead

36 | Detroit Mercy (8:08, 2H), 11/7

Largest Deficit

22 | vs #2/3 Houston (9:38, 1H), 11/26

Largest Deficit Overcome to Win

12 | Missouri (0:45, 1H), 12/2

11 | TCU (5:36, 1H), 12/5

Largest Lead Given Out in Loss

12 | at Cal (8:36, 1H), 1/2

11 | at Ohio State (9:14, 1H), 11/16

Most Consecutive Points

12 | Bellarmine, 11/19

Most Consecutive Points (Opponent)

11 | vs Missouri, 12/2

Lowest Scoring Half

22 | at Stanford, 1H, 12/30

Highest Scoring Half

58 | Detroit Mercy, 2H, 11/7





2025-26 Notre Dame Men's Basketball

LEADING THE IRISH

LEADING SCORERS

Burton	8
Haralson	5
Shrewsberry	3
Certa	1

LEADING REBOUNDERS

Towt	14
Burton	2
Njie	1

LEADERS IN ASSISTS

Haralson	6
Imes	5
Towt	4
Burton	4
Mohammed	2
Shrewsberry	1

LEADERS IN DOUBLE-FIGURE POINTS

Player	2025-26	Career
Jalen Haralson	14	14
Braeden Shrewsberry	10	48
Markus Burton	9	63
Cole Certa	6	7
Carson Towt	4	61
Logan Imes	2	3
Sir Mohammed	2	3
Ryder Frost	2	2
Brady Koehler	1	1
Kebba Njie		8
Garrett Sundra		2

LEADERS IN DOUBLE-FIGURE REBOUNDS

Player	2025-26	Career
Towt	11	58
Njie	1	6

5-5-5 GAMES (AKA "STAT SHEET STUFFERS")

Player	2025-26	Career
Burton	3	9
Towt	1	19
Mohammed	1	1
Haralson	1	1

DOUBLE-DOUBLES

Player	2025-26	Career
Towt	3	31
Burton	1	1
Njie		1

RUNS OF 10 OR BETTER

Opponents	3
Notre Dame	8

POINTS OFF TURNOVERS

	Total	Average
Notre Dame	189	11.8
Opponents	226	14.1

POINTS IN THE PAINT

	Total	Average
Notre Dame	488	30.5
Opponents	390	24.4

SECOND CHANCE POINTS

	Total	Average
Notre Dame	163	10.2
Opponents	132	8.3

FAST BREAK POINTS

	Total	Average
Notre Dame	135	8.4
Opponents	142	8.9

BENCH SCORING

	Total	Average
Notre Dame	385	24.1
Opponents	234	14.6



2025-26 Notre Dame Men's Basketball NOTRE DAME SPECIALTY STATS

SEASON POINT TOTALS [ND/OPP]

Date	Opponent	Off TO	Paint	2nd Ch	FBreak	Bench
11/3	LIU	21 / 14	26 / 24	21 / 12	9 / 12	52 / 19
11/7	Detroit Mercy	20 / 10	44 / 24	20 / 5	20 / 13	40 / 22
11/11	Eastern Illinois	21 / 9	38 / 18	17 / 4	7 / 3	25 / 6
11/16	@ Ohio St	15 / 19	38 / 18	2 / 2	3 / 0	17 / 6
11/19	Bellarmine	15 / 17	36 / 24	12 / 2	13 / 10	26 / 32
11/24	vs. Kansas	12 / 9	34 / 38	4 / 11	10 / 6	11 / 8
11/25	vs. Rutgers	16 / 14	36 / 16	13 / 16	9 / 6	11 / 12
11/26-27	vs. Houston	9 / 12	20 / 20	10 / 24	4 / 2	21 / 19
12/2	Missouri	9 / 23	24 / 34	5 / 8	15 / 22	30 / 31
12/5	@ TCU	11 / 20	26 / 32	5 / 10	3 / 17	27 / 24
12/10	Idaho	6 / 8	46 / 22	10 / 5	3 / 8	10 / 9
12/13	Evansville	13 / 16	20 / 20	8 / 6	3 / 7	32 / 12
12/21	Purdue Fort Wayne	6 / 15	34 / 24	10 / 4	21 / 8	17 / 0
12/30	@ Stanford	4 / 11	30 / 18	12 / 4	2 / 9	16 / 13
1/2	@ Cal	0 / 11	18 / 24	7 / 8	10 / 13	25 / 13
1/10	Clemson	11 / 18	18 / 34	7 / 11	3 / 10	16 / 8
1/13	Miami					
1/17	@ Virginia Tech					
1/21	@ UNC					
1/24	Boston College					
1/27	Virginia					
1/31	@ Syracuse					
2/4	@ Louisville					
2/7	Florida St					
2/10	@ SMU					
2/14	Georgia Tech					
2/21	@ Pitt					
2/24	Duke					
2/28	NC State					
3/4	Stanford					
3/7	@ Boston College					



2025-26 Notre Dame Men's Basketball ARTICLES & STORIES



IN NEED OF A BOUNCE BACK

Notre Dame is in need of a bounce back after dropping back-to-back games for the first time all season. They'll get a boost from its home crowd and the the return of Notre Dame students when Miami rolls into town for a Tuesday night showdown. Tip is scheduled for 7:01 p.m. ET on ESPNU.

Miami arrives to South Bend with a 14-2 overall record and perfect 3-0 mark in ACC play. They have previously defeated Pitt, Wake Forest and Georgia Tech. Their only two losses were against ranked opposition, No. 10 Florida and No. 9 BYU.

Via Haslam Metrics - Miami will routinely look to penetrate, pound the ball inside, and score from as short a distance as possible. The ball club is third in the NCAA in ratio of near-proximity attempts to total field goal attempts. Two players in particular have thrived during ACC play - Tre Donaldson (22.3 ppg) and Malik Reneau (21.3 ppg).

Braeden Shrewsberry - last two times vs Miami - a combined 24 points behind six made threes.

Notre Dame trails the all-time series 15-16 as they look to end a four-game losing streak against the Hurricanes.

A win on Tuesday night would mean a Quad 2 victory for the Fighting Irish. Miami's NET sits at 33 compared to Notre Dame's 74. ND's Kenpom is now at 68.

NEXT MAN UP

The Fighting Irish are finding a way to compete without their floor general, Markus Burton, for the second consecutive year. On Dec. 10, he had surgery performed on his left ankle, an injury he incurred at TCU.

Burton was averaging a team best 18.5 points per game and was coming off one of his most complete games of his career after dropping his first career double-double with 18 points and 10 assists vs. Missouri. He had six points and five assists in 10 minutes at TCU.

Burton had a phenomenal start of the season, becoming just 1-of-3 Notre Dame players over the past 30 years to total 180+ points, 30+ assists and 15+ steals over the first 10 games, joining Jerian Grant (2013-14, 2014-15) & Chris Thomas (2002-03).

WHO'S HOT?

With Markus Burton on the mend, the ball has been put in the hands of Jalen Haralson and he has delivered. The freshman is averaging 16.0 ppg in ACC play - shooting 47.1% from the field.

Haralson, who went his first 13 games without a three, has since gone 5-7 from beyond the arc over the last two games.

Logan Imes has achieved career highs in each of the last two games. He set personal bests in rebounds (8) and assists (6) at Cal, then scored a career high 13 points vs. Clemson. His 3.7 assist-to-turnover ratio currently ranks second in the ACC.

Carson Towt has recorded double-digit rebounds in four straight games, amassing 45 boards in that span.

HOT HAND TO START

Jalen Haralson has posted back-to-back scorching hot starts to games. When looking specifically at the first 10 minutes of both Cal and Clemson - a combined 8-9 from the field for 21 points.

- Clemson on Jan. 10 - scored 11 of the team's first 17 points. Finished with a team high 18 points.

- Cal on Jan. 2 - scored the team's first 10 points. Finished with 17 points.

MORE ON JALEN

Jalen is currently averaging 14.9 ppg which ranks fifth amongst ACC freshmen. He's riding a 14-game double-digit scoring streak which includes games against Kansas, Houston, Missouri, TCU, Stanford, Cal and Clemson.

One of those big time performances was the TCU overtime victory and it was Jalen himself who hit the buzzer beater in regulation. Down two with three seconds remaining, Haralson hit a step-back fadeaway jumper to tie it at 76-all. Haralson finished the night with 20 points & a career high 9 assists. Other ND greats over the last three decades to match Jalen's stat line of 20 points, 5 rebounds, 9 assists and 1 block: Jerian Grant in 2015 / Chris Thomas 3x (twice in 2002 and once in 2005).

Jalen attacks the rim at will where he's



2025-26 Notre Dame Men's Basketball ARTICLES & STORIES

converting 66.2 percent from within 4.5 feet. He's shooting 50.7 percent overall from 2-point range.

SHREWSBERRY DIALED IN

Braeden Shrewsberry is converting 44.9 percent from three on the season - that number ranks 1st in the ACC and 21st in the nation. For comparison, Braeden shot 37.1 percent from three as a freshman and 36.9 percent as a sophomore. He's also averaging 3.0 made threes per game which ranks third in the conference.

A big time performance came against Evansville when Shrewsberry scored a career-high 26 points behind a career-high 8 three pointers, shooting 80% from three (8-10). His 8 made triples tied for the 7th most in a game all-time in program history.

Fast forward to Tuesday night vs. Miami and Braeden could surpass the 200 career made three-pointer milestone. He would be just the 14th Irish player all-time to do so.

MORE THAN JUST REBOUNDING

Carson Towt is 29-39 (.744) from the floor over the past 7 games. He's averaging a near double-double in that span at 9.3 points & 10.7 rebounds.

Over three ACC games, Towt is 10-13 from the field, averaging 8.3 points and 11.7 rebounds.

Towt has often been praised by Coach Shrewsberry for his vision and passing ability. He currently ranks third on the team in assists, averaging 1.9 per game.

REBOUNDING TRANSLATES

Coach on Towt: "He's energy personified. There have been a ton of transfers that transferred up and there scoring output doesn't necessarily follow. Rebounding translates at every level. It's heart and it's effort. That's what he does. Carson is just max effort, man. He just plays really hard. His effort on the glass on both ends, his physicality. He's a big brother to these dudes. He's feeding their belief because of the energy and the confidence that he gives them."

Last year's NCAA rebounding leader Carson Towt has been a high-level impact transfer

from Northern Arizona. To start, he tied his career-high 19 rebounds in the season opener, which also set a new record for an Irish debut. He then became the first Irish player in the conference era (1995-present) to start the season with six straight games with double-digit rebounds. He currently possesses three double-doubles.

Towt's current rebounding rankings:

- 10.4 rpg ranks 13th nationally, 3rd in the ACC
- 3.8 offensive rpg - 1st in ACC/15th in country
- 6.7 defensive rpg - 4th in ACC/19th in country
- 167 total boards - 11th nationally, 2nd in the ACC
- 1,245 career rebounds - leads all active players

NOTRE NOTABLES

- The Irish are 12 wins away from 2,000 all-time. They would become the eighth program to achieve this feat.
- Braeden Shrewsberry is shooting 50 percent from corner threes.
- Logan Imes has led the Irish in assists in five games this season.
- Cole Certa is 5-10 from three over the last two games.
- Sir Mohammed dropped a career-high 21 points on 8-12 shooting from the floor in the win over Evansville.
- Brady Koehler is shooting 48.1 percent from two.
- Certa started the season 27-27 from the FT line, as the streak ended at Cal on Jan. 2. He's now 94.4% (34-36) on the season.
- NET is at 60 -- 2-5 in Quad 1 // 0-0 in Quad 2 // 2-0 in Quad 3 / 6-1 in Quad 4.

CALI ROAD SWING

Notre Dame started the West Coast trip with a gritty not pretty 47-40 victory over Stanford. The Irish held the Cardinal to their third-lowest scoring output since 1996. They also kept Stanford's best scorer in check, Ebuka Okorie, who averaged 22.8 points heading into the game only to be held to a season low seven points. Keep in mind, Stanford has now gone on to beat Louisville and Virginia Tech in their next two games.

It was two young forwards who stepped up in the second half. First, Brady Koehler

recorded a stretch in which he scored seven straight. Then, Garrett Sundra played hero in the final six minutes. When the Cardinal pulled within four late, the sophomore hit clutch back-to-back threes.

And Maples Pavilion has not been an easy place to earn a win - Stanford was 24-5 at home since the start of the 2024-25 season, with just one ACC home loss before that night.

"That was the defensive effort that we've put in since we've gotten back from Christmas," said Irish coach Micah Shrewsberry. "That's how we need to play. If we shoot it well (they didn't), if we don't shoot it well, if we guard that way we've got a chance to win every night. We are a full team defense."

Up next was heartbreak in Berkeley. The Irish built a 12-point lead in the first half and led by four at the halfway point. They later trailed by as much as seven with seven minutes remaining but stormed back to claim a four-point lead with 16-seconds left. Yet, Cal's Dai Dai Ames hit two three-pointers in that final 16-second timeframe, which included a called foul that resulted in a four-point play, culminating to a 71-72 loss.

Braeden Shrewsberry finished with a team-best 21 points. He was 4-9 from beyond the arc in the second half, where he scored 16 of his points. Jalen Haralson finished with 17 points on 5-9 shooting from the floor, as he also chipped in 4 rebounds, 4 assists, and a block. It marked his 13th straight game in double figures. He was followed by Cole Certa with 16 points.

Unfortunately, it makes you wonder moment, the Cal game marked the second one-point loss of the season, which means the Irish are just two possessions away from a 12-3 record.

CERTA-FIED

Cole Certa has flashed NBA Jam on fire like moments at different points of this season. The sophomore sharpshooter flashed it in the season opener when he dropped 22 points on a career best 6-9 night from three-point range. He showed it vs. Mizzou when he converted three triples in the final 4:35 of the game, including the game-winning three with 17 seconds left.



2025-26 Notre Dame Men's Basketball ARTICLES & STORIES

But nothing tops his second half at TCU where he drained four triples in a row, ultimately converting five in the half and six in the game to finish with 20 points. It marked the second game this season in which Certa came off the bench and drained 5+ threes.

*Most games off the bench w/ 5+ three pointers made since 1996-97 for Notre Dame players only (Single Seasons Only):

2025-26 Cole Certa	2
2016-17 Matt Ryan	2
2003-04 Chris Quinn	2

MARK ZACKERY IV ADDED TO MEN'S BASKETBALL ROSTER

Glenn & Stacey Murphy Notre Dame head coach Micah Shrewsberry announced the roster addition of Mark Zackery IV on Thursday, Dec. 11.

Zackery IV is fresh off his freshman football season at Notre Dame, but is no stranger to the game of basketball. The former Indiana Class 4A state champion and Indiana All-Star will provide immediate depth to the point guard position.

"I think that Mark will be a great addition to our program," Shrewsberry stated.

"I have seen him play many times throughout his high school career. Whether competing with Team Teague, Indiana Elite, or Ben Davis High School, he always does things that help lead to winning. He will be an asset for us with his ball handling, playmaking, and defensive abilities. More importantly, he is a great young man that will add more value to our locker room and culture."

During the Cali road swing, Mark Zackery IV made his debut against Stanford, where he instantly put himself in rare air, defeating the same school in both football and basketball in the same season. A game later against Cal, he recorded his first career bucket.

ACC PLAY RESET

Notre Dame began ACC play with a 9-4 record so let's talk about how they got there.

The Irish incurred three losses earlier on in the season but two were to ranked powers Kansas and Houston in Vegas, and the third was a what if scenario in Columbus - a one-point loss at Ohio State. Those battles tested the Irish, as they learned from them and got better. After Vegas, they rattled off four straight wins which included an SEC Challenge victory over Mizzou and a Quad 1 win at TCU. At that point in time, the Irish jumped from 86 in the NET to 69. They received votes in the A.P. poll for the first time in the Coach Shrews Era. They appeared at No. 25 in Andy Katz's Power37 and No. 41 in Jon Rothstein's 45.

As Coach Shrewsberry stated, it was a culmination of all their games played, specifically the three losses this year. In fact, not only did they close, but they battled back. The Irish were down 12 to Missouri (7 at the half) and 11 to TCU (9 at the half). The last time Notre Dame came back to win after being down 9+ at halftime was a 13-point deficit to Virginia Tech in the ACC Tourney on March 7, 2018.

It was done by playing team basketball - making the extra pass and hitting clutch shots. Notre Dame produced 16 assists on 25 made field goals against Mizzou. Then recorded 27 assists on 33 made field goals at TCU. The latter marked the most assists in a game since at Syracuse on Jan. 4, 2020.

The Irish were then looking to make it five in a row when Purdue Fort Wayne came to town but it was a cold shooting day for the home team. The three-point loss dropped ND 21 spots in the NET to 81. They check in now at 66 in KenPom.

PLAYERS ERA ROUNDUP

Notre Dame left the desert with a 1-2 record at the Players Era. The Fighting Irish defeated Rutgers but fell to Kansas and No. 2 Houston by 10 points each. A commonality of both losses was poor three-point shooting, which was a strength heading into this MTE. Versus Kansas, Notre Dame was 4-24, and against Houston, the Irish were 6-28.

Against the top-three ranked Cougars, the Irish showed tremendous fight after falling into a 22-point hole, clawing back to just a four-point deficit. A standout in this game was junior guard Logan Imes, who supplied

great minutes and boasted the biggest +/- at +10.

Markus Burton led Notre Dame in scoring for all three games in Vegas. The junior averaged 21.3 ppg on 53.3 percent shooting. He recorded 16 rebounds, 11 assists and six steals.

Freshman guard Jalen Haralson averaged 14.0 ppg in Vegas on 44.1 percent shooting.

PRESEASON ACCOLADES FOR BURTON

The collegiate landscape is starting to pick up on what Notre Dame fans already knew - Markus Burton is a special player. The junior guard picked up two major preseason accolades

- First Team Preseason All-ACC - last Irish player to garner Preseason First Team honors was senior forward John Mooney in 2019.
- Bob Cousy Award Watch List - recognizing the top-20 point guards in the country.
- Naismith Trophy Watch List
- Wooden Award Watch List

CORE NUCLEUS INTACT

For Notre Dame and Head Coach Micah Shrewsberry, retention and player development has been key. For the second consecutive year, the Fighting Irish return the highest scoring by percentage of any ACC school.

1. Notre Dame - 55.1%
2. Virginia Tech - 44.9%
3. BC 39.5%
4. SMU 39.2%
5. Stanford 39.2%

Leading those returners is one of the best backcourt duos in the ACC - junior guards Markus Burton and Braeden Shrewsberry. Approaching their third year together on the court, the duo combined for a league best 35.3 ppg.

PAT GARRITY RETURNS TO ALMA MATER IN NEW ROLE

A Notre Dame basketball alumnus has returned home in a new role aimed at revolutionizing the operational aspect of Fighting Irish basketball. Back in May, Pat Garrity was named the Men's & Women's Basketball General Manager, along with serving as the primary sports administrator



2025-26 Notre Dame Men's Basketball

for the men's program.

Garrity will be tasked with developing long-term roster management strategies for both programs. He'll work to establish a clear vision in recruiting and the transfer portal, while working hand-in-hand with the NIL office on a financial asset allocation strategy.

As the sport administrator for the men's program, other key components of Garrity's role include, but aren't limited to, the development of annual strategic goals, team personnel management, budget analysis, revenue generation and fundraising, alumni relations and facility management.

Garrity graduated magna cum laude from Notre Dame in 1998 with a B.S. in Science Pre Professional Studies. On the court, he was just as successful – a three-time All-Big East selection, the 1997 Big East Player of the Year, a 1998 Second Team All-American and a two-time First Team Academic All-American. Garrity finished with 2,085 career points, which still ranks fifth all-time.

He was selected 19th overall in the first round of the 1998 NBA draft by the Milwaukee Bucks and traded immediately to the Phoenix Suns. In the summer of 1999 he was traded to the Orlando Magic, competing for nine seasons before retiring in 2008. During this time, he also served as secretary/treasurer for the National Basketball Players Association for seven seasons.

In August of 2014 Garrity landed the role of Director of Strategic Planning for the Detroit Pistons. In the summer of 2016, Garrity was promoted to Assistant General Manager and held that position for four seasons before leaving the post in 2020.



2025-26 Notre Dame Men's Basketball

HASLAM METRICS ANALYSIS



Automated Team Capsule for 2025-26 Notre Dame 10-6 (0.625) | ACC

All-Play Percentage: 0.799 (75 th)	Schedule Strength: 0.555 (69 th)	Record Quality: 0.179 (90 th)	Avg. Season Rank: 71.03 (67 th)
Pace: 65.16 (304 th)	Momentum: -2.63 (323 rd)	Off. Momentum: -1.99 (335 th)	Def. Momentum: -0.63 (197 th)
Consistency: -8.91 (148 th)	Res. Consistency: -10.93 (127 th)	Away From Home: 0.45 (118 th)	Paper Tiger Factor: -0.22 (113 th)

NOTE: All data below reflects predicted performance against the "AO" (average opponent), a fictitious opponent who represents the average in every stat category.
Hover over column headers or visit "ABOUT" page for an explanation of each measurement.
Includes games through January 10, 2026. Data shown on this page is based on time-dependent ratings.

OFFENSE	Eff	FTAR	FT%	FGAR	FG%	3PAR	3P%	MRAR	MR%	NPAR	NP%	PPSt	PPSC	SCC%	%3PA	%MRA	%NPA	Prox
RATING:	113.51	29.78	69.58	87.71	45.56	35.17	36.59	21.63	39.04	30.91	60.34	8.14	14.98	6.12	40.10	24.66	35.24	2.05
RANK:	100 th	169 th	257 th	99 th	116 th	154 th	53 rd	118 th	138 th	264 th	121 st	349 th	166 th	157 th	165 th	117 th	283 rd	254 th

DEFENSE	Eff	FTAR	FT%	FGAR	FG%	3PAR	3P%	MRAR	MR%	NPAR	NP%	PPSt	PPSC	SCC%	%3PA	%MRA	%NPA	Prox
RATING:	101.88	25.60	--	88.41	39.94	40.10	30.49	23.16	37.78	25.15	56.99	12.50	10.96	3.54	45.36	26.20	28.45	2.17
RANK:	58 th	60 th	--	267 th	28 th	350 th	48 th	317 th	171 st	11 th	137 th	187 th	19 th	10 th	341 st	305 th	6 th	7 th

ANALYSIS:

Notre Dame has been extremely effective at times this year and should be regarded as a serious opponent. Carrying a record of 10-6, they are currently rated #75 overall (out of 365) in All-Play Percentage this season. They are also ranked by this site as the #13 team (out of 18) in the ACC (average ranking 65.1).

The primary strength for Notre Dame is defense. The team is ranked 58th in efficiency, allowing fewer than 102 points for every 100 trips upcourt vs. AO. Notre Dame does a fantastic job to prevent opposing teams from capitalizing on chances from offensive rebounds. The squad allows AO to convert only 3.5% of all second-chance opportunities (ranked tenth in the NCAA), and with a rating of 10.96, they're 19th in potential points allowed off of the offensive glass as well. Notre Dame also boasts one of the better overall defensive field goal percentages in the country. The team ranks #28 nationally in field goal percentage allowed, as AO only makes good on about 39.9% of their total attempts from the floor. If Notre Dame does exhibit a noticeable weakness on the defensive end of the floor, it'd likely be the team's unwillingness to take risks in order to score fast points off of the opposition's turnovers. The squad only has a rating of 8.14 in potential points scored off of steals vs. AO, which ranks 17th-worst in the college game.

Notre Dame plays at about the same level on offense as they do on defense. The team ranks 100th nationally in offensive efficiency, scoring about 114 points every 100 trips upcourt vs. AO. Notre Dame has been generally quite good when shooting the three-pointer. They're ranked 53rd nationally in three-point field goal percentage and make about 36.6% of their attempts from there vs. AO.

Notre Dame has recently performed below their norm from an efficiency standpoint. The team is currently ranked 323rd in the country in positive momentum.

CBB ANALYTICS SITE

Team Stats - Full Season Stats

Core Stats	Season	Misc Scoring	Season	Box Score	Season
Net Rating	9.5 91	FB Pts / Game	8.4 254	Points / Game	73.5 213
Offensive Rating	113.3 127	% Pts on Fast Break	11.5% 258	Assists / Game	12.3 264
Defensive Rating	103.8 65	Paint Pts / Game	30.5 228	ORes / Game	11.1 169
Pace	64.4 328	% Pts in Paint	41.5% 225	DRebs / Game	27.1 35
Effective FG%	53.3% 98	2nd Pts / Game	10.2 258	Steals / Game	4.3 356
Off Rebound Pct	32.9% 126	% Pts on 2nd Chance	13.9% 255	Blocks / Game	2.1 338
Turnover Pct	15.3% 201	POTOV / Game	11.8 280	TOVs / Game	11.8 161
FT Attempt Rate	33.6% 233	Bench / Game	23.5 143	PFs / Game	17.1 109
Shooting	Season	Adv Offense	Season	Adv Defense	Season
FGAs / Game	56.6 271	Offensive Rating	113.3 127	Defensive Rating	103.8 65
Field Goal Pct	45.5% 140	True Shooting %	56.6% 126	Def Rebound Pct	76.3% 6th
2PAs / Game	32.9 257	3-Point Att Rate	41.9% 142	Steal Pct	6.7% 353
2-Point Pct	51.5% 185	FT Attempt Rate	33.6% 233	Block Pct	6.8% 314
3PAs / Game	23.7 164	Assist Pct	47.8% 291	Hakeem Pct	13.4% 352
3-Point Pct	37.2% 33	Turnover Pct	15.3% 201	PF Efficiency	0.37x 353
FTAs / Game	19.0 259	Ast/Tov Ratio	1.05x 229	Steals / PF	0.25x 347
Free Throw Pct	69.4% 270	PFDs / Game	17.1 242	Blocks / PF	0.12x 323

Opponent Stats - Full Season Stats

Core Stats	Season	Misc Scoring	Season	Box Score	Season
Net Rating	-9.5 91	FB Pts / Game	9.1 106	Points / Game	67.3 32
Offensive Rating	103.8 65	% Pts on Fast Break	13.6% 174	Assists / Game	12.1 64
Defensive Rating	113.3 127	Paint Pts / Game	24.4 12th	ORes / Game	8.4 11th
Pace	64.4 38	% Pts in Paint	36.2% 17th	DRebs / Game	22.6 73
Effective FG%	48.0% 65	2nd Pts / Game	8.3 8th	Steals / Game	5.7 60
Off Rebound Pct	23.7% 6th	% Pts on 2nd Chance	12.3% 22	Blocks / Game	2.6 44
Turnover Pct	12.9% 314	POTOV / Game	14.1 210	TOVs / Game	9.5 347
FT Attempt Rate	31.6% 87	Bench / Game	14.6 3rd	PFs / Game	17.4 224
Shooting	Season	Adv Offense	Season	Adv Defense	Season
FGAs / Game	56.5 92	Offensive Rating	103.8 65	Defensive Rating	113.3 127
Field Goal Pct	40.8% 47	True Shooting %	52.3% 66	Def Rebound Pct	67.1% 126
2PAs / Game	30.5 19th	3-Point Att Rate	46.0% 342	Steal Pct	8.7% 75
2-Point Pct	49.2% 100	FT Attempt Rate	31.6% 87	Block Pct	8.0% 66
3PAs / Game	26.0 294	Assist Pct	52.6% 177	Hakeem Pct	16.7% 46
3-Point Pct	31.0% 71	Turnover Pct	12.9% 314	PF Efficiency	0.48x 66
FTAs / Game	17.9 60	Ast/Tov Ratio	1.28x 256	Steals / PF	0.33x 93
Free Throw Pct	73.4% 255	PFDs / Game	16.9 105	Blocks / PF	0.15x 59



2025-26 Notre Dame Men's Basketball

GAME BY GAME COMPARISON



2025-26 Notre Dame Men's Basketball Team Game-by-Game All games

Page 1/1
as of Jan 11, 2026

Opponent	Date	Score	Total		3-Pointers		Free throws		Rebounds				PF	A	TO	BLK	STL	PTS	AVG	
			FG-FGA	PCT	3FG-3FGA	PCT	FT-FTA	PCT	OFF	DEF	TOT	AVG								
LIU	11/03/2025	89-67	W	27-55	.491	14-27	.519	21-30	.700	17	28	45	45.0	24	15	19	1	7	89	89.0
Detroit Mercy	11/07/2025	102-70	W	36-69	.522	14-32	.438	16-22	.727	11	33	44	44.5	15	19	7	2	8	102	95.5
Eastern Ill.	11/11/2025	78-58	W	29-60	.483	9-28	.321	11-15	.733	17	23	40	43.0	15	13	10	1	4	78	89.7
at Ohio St.	11/16/2025	63-64	L	24-51	.471	3-10	.300	12-20	.600	7	29	36	41.3	21	8	13	1	6	63	83.0
Bellarmino	11/19/2025	86-79	W	28-49	.571	7-19	.368	23-32	.719	9	22	31	39.2	23	10	14	1	3	86	83.6
vs Kansas	11/24/2025	61-71	L	22-64	.344	4-24	.167	13-15	.867	10	24	34	38.3	13	6	5	4	7	61	79.8
vs Rutgers	11/25/2025	68-63	W	27-55	.491	8-18	.444	6-9	.667	13	24	37	38.1	14	11	16	2	6	68	78.1
vs Houston	11/26/2025	56-66	L	17-50	.340	6-28	.214	16-21	.762	9	25	34	37.6	19	10	8	1	2	56	75.4
Missouri	12/02/2025	76-71	W	25-54	.463	11-33	.333	15-18	.833	7	26	33	37.1	19	16	13	2	4	76	75.4
at TCU	12/05/2025	87-85	Wot	33-60	.550	12-26	.462	9-20	.450	8	28	36	37.0	20	27	14	2	2	87	76.6
Idaho	12/10/2025	80-65	W	32-61	.525	9-14	.643	7-10	.700	11	28	39	37.2	8	15	9	5	2	80	76.9
Evansville	12/13/2025	82-58	W	28-59	.475	14-25	.560	12-17	.706	10	28	38	37.3	17	9	12	0	9	82	77.3
Purdue Fort Wayne	12/21/2025	69-72	L	24-60	.400	7-27	.259	14-17	.824	14	29	43	37.7	18	11	15	3	5	69	76.7
at Stanford	12/30/2025	47-40	W	18-56	.321	3-16	.188	8-14	.571	16	32	48	38.4	16	6	12	4	2	47	74.6
at California	01/02/2026	71-72	L	22-55	.400	11-31	.355	16-26	.615	12	32	44	38.8	15	14	7	1	0	71	74.3
Clemson	01/10/2026	61-76	L	20-47	.426	9-21	.429	12-18	.667	6	23	29	38.2	16	7	14	3	2	61	73.5
Total		1176		412-905	.455	141-379	.372	211-304	.694	177	434	611	38.2	273	197	188	33	69	1176	73.5
Opponents		1077		369-904	.408	129-416	.310	210-286	.734	135	361	496	31.0	278	194	152	42	91	1077	67.3

Notre Dame Averages

Games Played	Points/game	FG Pct	3FG Pct	FT Pct	Rebounds/game	Assists/game	Turnovers/game	Assist/Turnover ratio	Steals/game	Blocks/game
16	73.5	45.5	37.2	69.4	38.2	12.3	11.8	1.0	4.3	2.1



2025-26 Notre Dame Men's Basketball Opponents Game-by-Game All games

Page 1/1
as of Jan 11, 2026

Opponent	Date	Score		Total		3-Pointers		Free throws		Rebounds				PF	A	TO	BLK	STL	PTS	AVG
				FG-FGA	PCT	3FG-3FGA	PCT	FT-FTA	PCT	OFF	DEF	TOT	AVG							
LIU	11/03/2025	89-67	W	21-55	.382	6-18	.333	19-31	.613	14	17	31	31.0	22	12	15	3	10	67	67.0
Detroit Mercy	11/07/2025	102-70	W	28-67	.418	9-30	.300	5-10	.500	8	25	33	32.0	21	15	13	3	5	70	68.5
Eastern Ill.	11/11/2025	78-58	W	21-54	.389	6-21	.286	10-12	.833	9	15	24	29.3	17	8	11	1	2	58	65.0
at Ohio St.	11/16/2025	63-64	L	19-50	.380	7-23	.304	19-23	.826	4	24	28	29.0	16	12	10	4	6	64	64.8
Bellarmino	11/19/2025	86-79	W	25-46	.543	7-22	.318	22-27	.815	2	15	17	26.6	22	7	13	0	8	79	67.6
vs Kansas	11/24/2025	61-71	L	28-60	.467	6-20	.300	9-13	.692	10	34	44	29.5	11	16	9	8	2	71	68.2
vs Rutgers	11/25/2025	68-63	W	20-51	.392	11-27	.407	12-17	.706	11	17	28	29.3	14	12	14	4	5	63	67.4
vs Houston	11/26/2025	56-66	L	20-59	.339	8-27	.296	18-23	.783	16	28	44	31.1	17	15	5	3	4	66	67.3
Missouri	12/02/2025	76-71	W	24-54	.444	6-21	.286	17-25	.680	9	22	31	31.1	19	12	12	1	10	71	67.7
at TCU	12/05/2025	87-85	Wot	29-60	.483	12-29	.414	15-23	.652	5	23	28	30.8	18	20	8	1	6	85	69.4
Idaho	12/10/2025	80-65	W	23-58	.397	10-24	.417	9-10	.900	7	20	27	30.5	12	13	6	2	3	65	69.0
Evansville	12/13/2025	82-58	W	21-53	.396	8-24	.333	8-13	.615	8	24	32	30.6	21	13	13	5	6	58	68.1
Purdue Fort Wayne	12/21/2025	69-72	L	24-59	.407	11-35	.314	13-17	.765	5	23	28	30.4	17	7	8	1	7	72	68.4
at Stanford	12/30/2025	47-40	W	13-56	.232	4-30	.133	10-12	.833	10	26	36	30.8	15	8	6	4	6	40	66.4
at California	01/02/2026	71-72	L	26-64	.406	11-39	.282	9-12	.750	9	25	34	31.0	21	13	3	1	4	72	66.7
Clemson	01/10/2026	61-76	L	27-58	.466	7-26	.269	15-18	.833	8	23	31	31.0	15	11	6	1	7	76	67.3
Total		1077		369-904	.408	129-416	.310	210-286	.734	135	361	496	31.0	278	194	152	42	91	1077	67.3
Notre Dame		1176		412-905	.455	141-379	.372	211-304	.694	177	434	611	38.2	273	197	188	33	69	1176	73.5

Opponents Averages

Games Played	Points/game	FG Pct	3FG Pct	FT Pct	Rebounds/game	Assists/game	Turnovers/game	Assist/Turnover ratio	Steals/game	Blocks/game
16	67.3	40.8	31.0	73.4	31.0	12.1	9.5	1.3	5.7	2.6



2025-26 Notre Dame Men's Basketball
SEASON STATS



2025-26 Notre Dame Men's Basketball
Combined Team Statistics
All games

Page 1/1
as of Jan 11, 2026

Game Records

Record	Overall	Home	Away	Neutral
ALL GAMES	10-6	7-2	2-2	1-2
CONFERENCE	1-2	0-1	1-1	0-0
NON-CONFERENCE	9-4	7-1	1-1	1-2

Score by Periods

Team	1st	2nd	OT	TOT
Notre Dame	533	632	11	1176
Opponents	504	564	9	1077

Team Box Score

No.	Player	Total				3-Point		F-Throw		Rebounds								PTS	AVG			
		GP-GS	MIN	AVG	FG-FGA	FG%	3FG-3FGA	3FG%	FT-FTA	FT%	OFF	DEF	TOT	AVG	PF	DQ	A			TO	BLK	STL
3	BURTON, Markus	10-10	300:59	30.1	65-133	.489	11-36	.306	44-48	.917	6	22	28	2.8	29	0	37	26	1	16	185	18.5
10	HARALSON, Jalen	15-13	388:09	25.9	81-167	.485	5-17	.294	57-91	.626	19	33	52	3.5	32	1	37	42	6	7	224	14.9
11	SHREWSBERRY, Braeden	16-16	486:60	30.4	59-140	.421	48-107	.449	18-23	.783	1	42	43	2.7	19	0	21	13	3	4	184	11.5
5	CERTA, Cole	16-3	326:42	20.4	38-100	.380	33-84	.393	34-36	.944	6	16	22	1.4	19	0	11	7	0	4	143	8.9
33	TOWT, Carson	16-16	425:08	26.6	48-75	.640	0-0	.000	15-31	.484	60	107	167	10.4	44	1	31	19	6	12	111	6.9
13	MOHAMMED, Sir	16-4	240:18	15.0	28-74	.378	5-20	.250	9-20	.450	9	32	41	2.6	21	0	20	27	1	9	70	4.4
2	IMES, Logan	16-3	300:04	18.8	25-63	.397	14-37	.378	5-11	.455	7	39	46	2.9	21	0	23	12	0	10	69	4.3
12	SUNDRRA, Garrett	16-15	309:33	19.3	24-57	.421	11-34	.324	2-5	.400	16	38	54	3.4	23	0	8	9	5	2	61	3.8
6	KOEHLER, Brady	15-0	156:17	10.4	20-46	.435	7-19	.368	6-10	.600	9	22	31	2.1	29	1	2	11	7	3	53	3.5
14	NJIE, Kebba	16-0	193:44	12.1	12-19	.632	0-1	.000	18-25	.720	10	47	57	3.6	31	0	3	11	4	1	42	2.6
7	FROST, Ryder	13-0	69:51	5.4	10-26	.385	7-23	.304	3-4	.750	2	7	9	0.7	2	0	2	1	0	1	30	2.3
0	STEVENS, Brady	2-0	05:05	2.5	1-2	.500	0-0	.000	0-0	.000	0	1	1	0.5	0	0	0	0	0	0	2	1.0
24	ZACKERY IV, Mark	3-0	13:46	4.6	1-3	.333	0-1	.000	0-0	.000	1	1	2	0.7	1	0	1	0	0	0	2	0.7
34	MACLELLAN, Matthew	3-0	08:24	2.8	0-0	.000	0-0	.000	0-0	.000	1	2	3	1.0	2	0	1	0	0	0	0	0.0
Team											30	25	55				10					
Total		16	3225		412-905	.455	141-379	.372	211-304	.694	177	434	611	38.2	273	3	197	188	33	69	1176	73.5
Opponents		16	3225		369-904	.408	129-416	.310	210-286	.734	135	361	496	31.0	278	5	194	152	42	91	1077	67.3

Team Statistics

	ND	OPP
Scoring		
Points per game	73.5	67.3
Scoring margin	+6.2	-
Field goals-att		
Field goal pct	.455	.408
3 point fg-att		
3-point FG pct	.372	.310
3-pt FG made per game	8.8	8.1
Free throws-att		
Free throw pct	.694	.734
F-Throws made per game	13.2	13.1
Rebounds		
Rebounds per game	38.2	31.0
Rebounding margin	+7.2	-
Assists		
Assists per game	12.3	12.1
Turnovers		
Turnovers per game	11.8	9.5
Turnover margin	-2.3	-
Assist/turnover ratio	1.0	1.3
Steals		
Steals per game	4.3	5.7
Blocks		
Blocks per game	2.1	2.6
Winning streak		
Home win streak	0	-
Attendance		
Home games-Avg/Game	9-4900	4-6772
Neutral site-Avg/Game	-	3-2086

Team Results

Date	Opponent		Score	Att.
11/03/2025	LIU	W	89-67	3911
11/07/2025	Detroit Mercy	W	102-70	7608
11/11/2025	Eastern Ill.	W	78-58	3618
11/16/2025	at Ohio St.	L	63-64	12357
11/19/2025	Bellarmino	W	86-79	3676
11/24/2025	vs Kansas	L	61-71	4628
11/25/2025	vs Rutgers	W	68-63	0
11/26/2025	vs Houston	L	56-66	1629
12/02/2025	Missouri	W	76-71	4980
12/05/2025	at TCU	Wot	87-85	5706
12/10/2025	Idaho	W	80-65	3687
12/13/2025	Evansville	W	82-58	4323
12/21/2025	Purdue Fort Wayne	L	69-72	5366
12/30/2025	at Stanford	W	47-40	3868
01/02/2026	at California	L	71-72	5158
01/10/2026	Clemson	L	61-76	6933



2025-26 Notre Dame Men's Basketball
ACC STATS



2025-26 Notre Dame Men's Basketball
Combined Team Statistics
In Conference games

Page 1/1
as of Jan 11, 2026

Game Records					Score by Periods				
Record	Overall	Home	Away	Neutral	Team	1st	2nd	OT	TOT
ALL GAMES	1-2	0-1	1-1	0-0	Notre Dame	87	92	0	179
CONFERENCE	1-2	0-1	1-1	0-0	Opponents	83	105	0	188
NON-CONFERENCE	0-0	0-0	0-0	0-0					

Team Box Score																							
No.	Player				Total		3-Point		F-Throw		Rebounds												
		GP-GS	MIN	AVG	FG-FTA	FG%	3FG-3FGA	3FG%	FT-FTA	FT%	OFF	DEF	TOT	AVG	PF	DQ	A	TO	BLK	STL	PTS	AVG	
10	HARALSON, Jalen	3-3	87:16	29.1	16-34	.471	5-9	.556	11-23	.478	2	6	8	2.7	5	0	4	12	1	0	48	16.0	
5	CERTA, Cole	3-0	60:05	20.0	6-18	.333	5-13	.385	12-14	.857	1	2	3	1.0	4	0	0	1	0	0	29	9.7	
11	SHREWSBERRY, Braeden	3-3	93:42	31.2	7-32	.219	6-21	.286	6-7	.857	1	8	9	3.0	3	0	3	3	1	0	26	8.7	
33	TOWT, Carson	3-3	81:53	27.3	10-13	.769	0-0	.000	5-9	.556	14	21	35	11.7	6	0	4	4	1	4	25	8.3	
6	KOEHLER, Brady	3-0	33:43	11.2	7-16	.438	2-5	.400	2-3	.667	4	5	9	3.0	8	0	0	1	1	0	18	6.0	
2	IMES, Logan	3-3	94:32	31.5	6-18	.333	3-9	.333	0-0	.000	1	14	15	5.0	3	0	11	3	0	0	15	5.0	
12	SUNDRA, Garrett	3-3	66:32	22.2	3-11	.273	2-8	.250	0-0	.000	2	7	9	3.0	6	0	3	2	2	0	8	2.7	
14	NJIE, Kebba	3-0	38:46	12.9	3-4	.750	0-0	.000	0-0	.000	1	12	13	4.3	8	0	0	2	2	0	6	2.0	
13	MOHAMMED, Sir	3-0	24:43	8.2	1-9	.111	0-2	.000	0-2	.000	2	5	7	2.3	3	0	1	5	0	0	2	0.7	
24	ZACKERY IV, Mark	3-0	13:46	4.6	1-3	.333	0-1	.000	0-0	.000	1	1	2	0.7	1	0	1	0	0	0	2	0.7	
7	FROST, Ryder	2-0	05:03	2.5	0-0	.000	0-0	.000	0-0	.000	0	0	0	0.0	0	0	0	0	0	0	0	0.0	
Team											5	6	11										
Total		3	600		60-158	.380	23-68	.338	36-58	.621	34	87	121	40.3	47	0	27	33	8	4	179	59.7	
Opponents		3	600		66-178	.371	22-95	.232	34-42	.810	27	74	101	33.7	51	0	32	15	6	17	188	62.7	

Team Statistics		ND	OPP	Team Results		Date	Opponent	Score	Att.
Scoring		179	188			12/30/2025	at Stanford	W 47-40	3868
Points per game		59.7	62.7			01/02/2026	at California	L 71-72	5158
Scoring margin		-3.0	-			01/10/2026	Clemson	L 61-76	6933
Field goals-att		60-158	66-178						
Field goal pct		.380	.371						
3 point fg-att		23-68	22-95						
3-point FG pct		.338	.232						
3-pt FG made per game		7.7	7.3						
Free throws-att		36-58	34-42						
Free throw pct		.621	.810						
F-Throws made per game		12.0	11.3						
Rebounds		121	101						
Rebounds per game		40.3	33.7						
Rebounding margin		+6.7	-						
Assists		27	32						
Assists per game		9.0	10.7						
Turnovers		33	15						
Turnovers per game		11.0	5.0						
Turnover margin		-6.0	-						
Assist/turnover ratio		0.8	2.1						
Steals		4	17						
Steals per game		1.3	5.7						
Blocks		8	6						
Blocks per game		2.7	2.0						
Winning streak		0	-						
Home win streak		0	-						
Attendance		6933	9026						
Home games-Avg/Game		1-6933	2-4513						
Neutral site-Avg/Game		-	0-0						



2025-26 Notre Dame Men's Basketball NOTRE DAME HIGHS & LOWS

Notre Dame - Game Highs

POINTS	102		Detroit Mercy (11/07/2025)
	89		LIU (11/03/2025)
	87		at TCU (12/05/2025)
	86		Bellarmino (11/19/2025)
	82		Evansville (12/13/2025)
FIELD GOALS MADE	36		Detroit Mercy (11/07/2025)
	33		at TCU (12/05/2025)
FIELD GOAL ATTEMPTS	69		Detroit Mercy (11/07/2025)
	64		vs Kansas (N) (11/24/2025)
FIELD GOAL PERCENTAGE	.571	(28-49)	Bellarmino (11/19/2025)
	.550	(33-60)	at TCU (12/05/2025)
3 PT FG MADE	14		Evansville (12/13/2025)
	14		Detroit Mercy (11/07/2025)
	14		LIU (11/03/2025)
3 PT FG ATTEMPTS	33		Missouri (12/02/2025)
	32		Detroit Mercy (11/07/2025)
3 PT FG PERCENTAGE	.643	(9-14)	Idaho (12/10/2025)
	.560	(14-25)	Evansville (12/13/2025)
FREE THROWS MADE	23		Bellarmino (11/19/2025)
	21		LIU (11/03/2025)
FREE THROW ATTEMPTS	32		Bellarmino (11/19/2025)
	30		LIU (11/03/2025)
FREE THROW PERCENTAGE	.867	(13-15)	vs Kansas (N) (11/24/2025)
	.833	(15-18)	Missouri (12/02/2025)
REBOUNDS	48		at Stanford (12/30/2025)
	45		LIU (11/03/2025)
ASSISTS	27		at TCU (12/05/2025)
	19		Detroit Mercy (11/07/2025)
STEALS	9		Evansville (12/13/2025)
	8		Detroit Mercy (11/07/2025)
BLOCKED SHOTS	5		Idaho (12/10/2025)
	4		at Stanford (12/30/2025)
	4		vs Kansas (N) (11/24/2025)
TURNOVERS	19		LIU (11/03/2025)
	16		vs Rutgers (N) (11/25/2025)
FOULS	24		LIU (11/03/2025)
	23		Bellarmino (11/19/2025)

Notre Dame - Game Lows

POINTS	47		at Stanford (12/30/2025)
	56		vs Houston (N) (11/26/2025)
	61		Clemson (01/10/2026)
	61		vs Kansas (N) (11/24/2025)
	63		at Ohio St. (11/16/2025)
FIELD GOALS MADE	17		vs Houston (N) (11/26/2025)
	18		at Stanford (12/30/2025)
FIELD GOAL ATTEMPTS	47		Clemson (01/10/2026)
	49		Bellarmino (11/19/2025)
FIELD GOAL PERCENTAGE	.321	(18-56)	at Stanford (12/30/2025)
	.340	(17-50)	vs Houston (N) (11/26/2025)
3 PT FG MADE	3		at Stanford (12/30/2025)
	3		at Ohio St. (11/16/2025)
3 PT FG ATTEMPTS	10		at Ohio St. (11/16/2025)
	14		Idaho (12/10/2025)
3 PT FG PERCENTAGE	.167	(4-24)	vs Kansas (N) (11/24/2025)
	.188	(3-16)	at Stanford (12/30/2025)
FREE THROWS MADE	6		vs Rutgers (N) (11/25/2025)
	7		Idaho (12/10/2025)
FREE THROW ATTEMPTS	9		vs Rutgers (N) (11/25/2025)
	10		Idaho (12/10/2025)
FREE THROW PERCENTAGE	.450	(9-20)	at TCU (12/05/2025)
	.571	(8-14)	at Stanford (12/30/2025)
REBOUNDS	29		Clemson (01/10/2026)
	31		Bellarmino (11/19/2025)
ASSISTS	6		at Stanford (12/30/2025)
	6		vs Kansas (N) (11/24/2025)
STEALS	0		at California (01/02/2026)
	2		Clemson (01/10/2026)
	2		at Stanford (12/30/2025)
	2		Idaho (12/10/2025)
	2		at TCU (12/05/2025)
	2		vs Houston (N) (11/26/2025)
BLOCKED SHOTS	0		Evansville (12/13/2025)
	1		at California (01/02/2026)
	1		vs Houston (N) (11/26/2025)
	1		Bellarmino (11/19/2025)
	1		at Ohio St. (11/16/2025)
	1		Eastern Ill. (11/11/2025)
	1		LIU (11/03/2025)
TURNOVERS	5		vs Kansas (N) (11/24/2025)
	7		at California (01/02/2026)
	7		Detroit Mercy (11/07/2025)



2025-26 Notre Dame Men's Basketball OPPONENT HIGHS & LOWS

Opponent - Game Highs

POINTS	85 79 76 72 72	at TCU (12/05/2025) Bellarmine (11/19/2025) Clemson (01/10/2026) at California (01/02/2026) Purdue Fort Wayne (12/21/2025)
FIELD GOALS MADE	29 28 28	at TCU (12/05/2025) vs Kansas (N) (11/24/2025) Detroit Mercy (11/07/2025)
FIELD GOAL ATTEMPTS	67 64	Detroit Mercy (11/07/2025) at California (01/02/2026)
FIELD GOAL PERCENTAGE	.543 (25-46) .483 (29-60)	Bellarmine (11/19/2025) at TCU (12/05/2025)
3 PT FG MADE	12 11 11 11	at TCU (12/05/2025) at California (01/02/2026) Purdue Fort Wayne (12/21/2025) vs Rutgers (N) (11/25/2025)
3 PT FG ATTEMPTS	39 35	at California (01/02/2026) Purdue Fort Wayne (12/21/2025)
3 PT FG PERCENTAGE	.417 (10-24) .414 (12-29)	Idaho (12/10/2025) at TCU (12/05/2025)
FREE THROWS MADE	22 19 19	Bellarmine (11/19/2025) at Ohio St. (11/16/2025) LIU (11/03/2025)
FREE THROW ATTEMPTS	31 27	LIU (11/03/2025) Bellarmine (11/19/2025)
FREE THROW PERCENTAGE	.900 (9-10) .833 (15-18) .833 (10-12) .833 (10-12)	Idaho (12/10/2025) Clemson (01/10/2026) at Stanford (12/30/2025) Eastern Ill. (11/11/2025)
REBOUNDS	44 44	vs Houston (N) (11/26/2025) vs Kansas (N) (11/24/2025)
ASSISTS	20 16	at TCU (12/05/2025) vs Kansas (N) (11/24/2025)
STEALS	10 10	Missouri (12/02/2025) LIU (11/03/2025)
BLOCKED SHOTS	8 5	vs Kansas (N) (11/24/2025) Evansville (12/13/2025)
TURNOVERS	15 14	LIU (11/03/2025) vs Rutgers (N) (11/25/2025)
FOULS	22 22	Bellarmine (11/19/2025) LIU (11/03/2025)

Opponent - Game Lows

POINTS	40 58 58 63 64	at Stanford (12/30/2025) Evansville (12/13/2025) Eastern Ill. (11/11/2025) vs Rutgers (N) (11/25/2025) at Ohio St. (11/16/2025)
FIELD GOALS MADE	13 19	at Stanford (12/30/2025) at Ohio St. (11/16/2025)
FIELD GOAL ATTEMPTS	46 50	Bellarmine (11/19/2025) at Ohio St. (11/16/2025)
FIELD GOAL PERCENTAGE	.232 (13-56) .339 (20-59)	at Stanford (12/30/2025) vs Houston (N) (11/26/2025)
3 PT FG MADE	4 6 6 6 6	at Stanford (12/30/2025) Missouri (12/02/2025) vs Kansas (N) (11/24/2025) Eastern Ill. (11/11/2025) LIU (11/03/2025)
3 PT FG ATTEMPTS	18 20	LIU (11/03/2025) vs Kansas (N) (11/24/2025)
3 PT FG PERCENTAGE	.133 (4-30) .269 (7-26)	at Stanford (12/30/2025) Clemson (01/10/2026)
FREE THROWS MADE	5 8	Detroit Mercy (11/07/2025) Evansville (12/13/2025)
FREE THROW ATTEMPTS	10 10	Idaho (12/10/2025) Detroit Mercy (11/07/2025)
FREE THROW PERCENTAGE	.500 (5-10) .613 (19-31)	Detroit Mercy (11/07/2025) LIU (11/03/2025)
REBOUNDS	17 24	Bellarmine (11/19/2025) Eastern Ill. (11/11/2025)
ASSISTS	7 7	Purdue Fort Wayne (12/21/2025) Bellarmine (11/19/2025)
STEALS	2 2	vs Kansas (N) (11/24/2025) Eastern Ill. (11/11/2025)
BLOCKED SHOTS	0 1 1 1 1 1 1	Bellarmine (11/19/2025) Clemson (01/10/2026) at California (01/02/2026) Purdue Fort Wayne (12/21/2025) at TCU (12/05/2025) Missouri (12/02/2025) Eastern Ill. (11/11/2025)
TURNOVERS	3 5	at California (01/02/2026) vs Houston (N) (11/26/2025)
FOULS	11 12	vs Kansas (N) (11/24/2025) Idaho (12/10/2025)



2025-26 Notre Dame Men's Basketball

INDIVIDUAL HIGHS

Notre Dame - Individual Game Highs

POINTS	26	Braeden Shrewsberry vs Evansville (12/13/2025)
	25	Markus Burton vs Bellarmine (11/9/2025)
	24	Markus Burton vs Kansas (N) (11/24/2025)
	24	Markus Burton vs LIU (11/03/2025)
	22	Cole Certa vs LIU (11/03/2025)
FIELD GOALS MADE	10	Markus Burton vs Bellarmine (11/19/2025)
	9	Braeden Shrewsberry vs Evansville (12/13/2025)
	9	Carson Towt vs Idaho (12/10/2025)
	9	Markus Burton vs Rutgers (N) (11/25/2025)
	9	Markus Burton vs Kansas (N) (11/24/2025)
FIELD GOAL ATTEMPTS	19	Markus Burton vs Eastern Ill. (11/11/2025)
	18	Markus Burton vs Kansas (N) (11/24/2025)
FIELD GOAL PERCENTAGE (min 5 made)	1.000	Carson Towt at TCU (12/05/2025)
	1.000	Jalen Haralson vs Eastern Ill. (11/11/2025)
3 PT FG MADE	8	Braeden Shrewsberry vs Evansville (12/13/2025)
	6	Cole Certa at TCU (12/05/2025)
	6	Braeden Shrewsberry vs Eastern Ill. (11/11/2025)
	6	Cole Certa vs LIU (11/03/2025)
3 PT FG ATTEMPTS	12	Braeden Shrewsberry at California (01/02/2026)
	12	Cole Certa at TCU (12/05/2025)
3 PT FG PERCENTAGE (min 2 made)	1.000	Sir Mohammed vs Idaho (12/10/2025)
	1.000	Garrett Sundra at TCU (12/05/2025)
FREE THROWS MADE	9	Jalen Haralson vs Purdue Fort Wayne (12/21/2025)
	8	Markus Burton at Ohio St. (11/16/2025)
	8	Markus Burton vs LIU (11/03/2025)
FREE THROW ATTEMPTS	11	Jalen Haralson vs Purdue Fort Wayne (12/21/2025)
	10	Jalen Haralson at California (01/02/2026)
FREE THROW PERCENTAGE (min 3 made)	1.000	Braeden Shrewsberry at California (01/02/2026)
	1.000	Markus Burton vs Kansas (N) (11/24/2025)
	1.000	Cole Certa vs Bellarmine (11/19/2025)
	1.000	Cole Certa at Stanford (12/30/2025)
	1.000	Markus Burton vs Missouri (12/02/2025)
	1.000	Kebba Njie vs Bellarmine (11/19/2025)
	1.000	Markus Burton vs Eastern Ill. (11/11/2025)
	1.000	Braeden Shrewsberry vs Detroit Mercy (11/07/2025)
	1.000	Kebba Njie vs LIU (11/03/2025)
	1.000	Cole Certa vs LIU (11/03/2025)
	1.000	Brady Koehler vs Evansville (12/13/2025)
	1.000	Markus Burton vs Bellarmine (11/19/2025)
	1.000	Jalen Haralson at Ohio St. (11/16/2025)
REBOUNDS	19	Carson Towt vs LIU (11/03/2025)
	15	Carson Towt at California (01/02/2026)
	15	Carson Towt vs Idaho (12/10/2025)
ASSISTS	10	Markus Burton vs Missouri (12/02/2025)
	9	Jalen Haralson at TCU (12/05/2025)
STEALS	4	Logan Imes vs Purdue Fort Wayne (12/21/2025)
	4	Markus Burton vs Detroit Mercy (11/07/2025)
BLOCKED SHOTS	4	Brady Koehler vs Idaho (12/10/2025)
	2	Kebba Njie at Stanford (12/30/2025)
	2	Carson Towt vs Kansas (N) (11/24/2025)
	2	
TURNOVERS	8	Jalen Haralson at Stanford (12/30/2025)
	6	Jalen Haralson vs Purdue Fort Wayne (12/21/2025)
	6	Markus Burton vs Rutgers (N) (11/25/2025)

Opponent - Individual Game Highs

POINTS	29	Corey Hadnot II vs Purdue Fort Wayne (12/21/2025)
	26	Jestin Porter vs Clemson (01/10/2026)
	26	Mark Mitchell vs Missouri (12/02/2025)
	24	Bruce Thornton at Ohio St. (11/16/2025)
	24	TJ Nadeau vs Detroit Mercy (11/07/2025)
FIELD GOALS MADE	10	Corey Hadnot II vs Purdue Fort Wayne (12/21/2025)
	9	Jestin Porter vs Clemson (01/10/2026)
	9	Dal Dai Ames at California (01/02/2026)
	9	TJ Nadeau vs Detroit Mercy (11/07/2025)
	9	
FIELD GOAL ATTEMPTS	17	Jackson Rasmussen vs Idaho (12/10/2025)
	17	Mark Mitchell vs Missouri (12/02/2025)
FIELD GOAL PERCENTAGE (min 5 made)	.750	RJ Godfrey vs Clemson (01/10/2026)
	.667	Jack Karasinski vs Bellarmine (11/19/2025)
3 PT FG MADE	6	TJ Nadeau vs Detroit Mercy (11/07/2025)
	5	Jacob Crews vs Missouri (12/02/2025)
	5	Jamichael Davis vs Rutgers (N) (11/25/2025)
3 PT FG ATTEMPTS	11	Emanuel Sharp vs Houston (N) (11/26/2025)
	11	TJ Nadeau vs Detroit Mercy (11/07/2025)
3 PT FG PERCENTAGE (min 2 made)	.714	Jamichael Davis vs Rutgers (N) (11/25/2025)
	.667	Semetri (TT) Carr at California (01/02/2026)
	.667	Tre White vs Kansas (N) (11/24/2025)
	.667	
FREE THROWS MADE	10	Christoph Tilly at Ohio St. (11/16/2025)
	9	Mark Mitchell vs Missouri (12/02/2025)
FREE THROW ATTEMPTS	13	Christoph Tilly at Ohio St. (11/16/2025)
	11	Mark Mitchell vs Missouri (12/02/2025)
FREE THROW PERCENTAGE (min 3 made)	1.000	Jestin Porter vs Clemson (01/10/2026)
	1.000	Biko Johnson vs Idaho (12/10/2025)
	1.000	Preston Turner vs Eastern Ill. (11/11/2025)
	1.000	Tariq Francis vs Rutgers (N) (11/25/2025)
	1.000	Milos Uzan vs Houston (N) (11/26/2025)
	1.000	Mercy Miller vs Houston (N) (11/26/2025)
	1.000	Bruce Thornton at Ohio St. (11/16/2025)
	1.000	Kenyon Goodin vs Bellarmine (11/19/2025)
	1.000	John Mobley Jr. at Ohio St. (11/16/2025)
	1.000	
REBOUNDS	11	Lee Dort at California (01/02/2026)
	11	Oskar Gillay at Stanford (12/30/2025)
ASSISTS	8	Brock Harding at TCU (12/05/2025)
	7	Greg Gordon vs LIU (11/03/2025)
STEALS	5	Jestin Porter vs Clemson (01/10/2026)
	5	Anthony Robinson II vs Missouri (12/02/2025)
BLOCKED SHOTS	5	Flory Bidunga vs Kansas (N) (11/24/2025)
	4	Connor Turnbull vs Evansville (12/13/2025)
TURNOVERS	5	Anthony Robinson II vs Missouri (12/02/2025)
	4	Corey Hadnot II vs Purdue Fort Wayne (12/21/2025)
	4	Brian Waddell vs Bellarmine (11/19/2025)
	4	Malik Olafloye vs Eastern Ill. (11/11/2025)
	4	Malachi Davis vs LIU (11/03/2025)
FOULS	5	Chris Morgan vs Purdue Fort Wayne (12/21/2025)
	5	Anthony Robinson II vs Missouri (12/02/2025)
	5	Joseph Tugler vs Houston (N) (11/26/2025)
	5	Nate Johnson vs Detroit Mercy (11/07/2025)
	5	Malachi Davis vs LIU (11/03/2025)



2025-26 Notre Dame Men's Basketball

LAST TIME NOTRE DAME...

NOTRE DAME RECORDED A ...

	Score	Opponent	Date
1-Point win	55-54	vs. Pitt (ACC Tourney)	3/11/25
3 Consecutive 20-Point wins	89-67	LIU	11/3/25
	102-70	Detroit Mercy	11/7/25
	78-58	Eastern Illinois	11/11/25
30-Point win	102-70	Detroit Mercy	11/7/25
30-Point ACC win	90-56	Georgia Tech	2/26/22
40-Point win	92-49	Seattle	11/16/16
50-Point win	107-53	North Carolina A&T	12/4/16
30-Point loss	51-84	vs. #7 North Carolina	3/5/24
15-Point rally	93-89	at Duke	2/9/21
20-Point rally	71-65	vs. Virginia Tech (2nd half)	3/17/18
last-second shot win	89-87	vs. Rutgers (Atkinson Jr. lay up, 1.4)	3/16/22
last-10-second win	87-85	at TCU (OT)	12/5/25
overtime game	87-85	at TCU (OT)	12/5/25
multi-overtime game	112-110	vs Cal (4OT)	3/8/25
overtime victory	87-85	at TCU (OT)	12/5/25
5-game win streak	5 games	11/10/22 to 11/22/22	
10-game win streak	11 games	11/26/14 through 1/5/15	
15-game win streak	18 games	12/31/53 through 3/9/54	
5-game loss streak	5	11/22/24 through 12/3/24	

NOTRE DAME SHOT ...

	%	FGM-FGA	Opponent	Date
55% on FGs	.550	33-60	at TCU	12/5/25
55% on FGs, consecutive games	.552	32-58	at Duke	2/9/21
	.593	32-64	at Georgia Tech	2/6/21
60% on FGs	.615	32-52	at Syracuse	2/24/24
65% on FGs	.660	35-53	at Boston College	2/21/15
65% on FGs, first half	.696	16-23	Virginia	12/30/23
55% on 3FGs (10+ att)	.560	14-25	Evansville	12/13/25
60% on 3FGs (10+ att)	.643	9-14	Idaho	12/10/25
70% on 3FGs (10+ att)	.714	15-21	at Florida State	1/18/17
90% on FTs (10+ att)	.905	19-21	at #13/14 Clemson	2/26/25
100% on FTs (10+ att)	1.000	16-16	Virginia Tech	2/8/25

NOTRE DAME ...

	Pts	ND-Opp	Opponent	Date
Scored 100 points	102	102-70	Detroit Mercy	11/7/25
Scored 110 points	112	112-110 (4OT)	Cal	3/8/25
Scored 100 points on the road	103	103-84	at Providence	2/21/09
Scored 100 points at a neutral site	100	100-77	vs. Houston	3/12/78
Scored 100 points and lost	106	106-119	vs. Houston	3/20/71
Allowed 100 points	110	112-110 (4OT)	Cal	3/8/25
Scored less than 50 points	47	47-40	at Stanford	12/30/25
Allowed less than 40 points	39	82-39	Binghamton	11/14/14

Allowed less than 50 points	40	47-40	at Stanford	12/30/25
	Stat	Md-Att	Opponent	Date
Made 40 FGs	41	41-59	Detroit Mercy	12/10/19
Made 15 or more 3FGs		15-37	at Syracuse	1/14/23
Made 15 or more 3FGs in consecutive games		20-39	Detroit Mercy	12/10/19
		15-39	UCLA	12/14/19
Made 10 3FGs in a half	.667	10-15	at Syracuse (2nd Half)	2/24/24
Made 20 3FGs	.513	20-39	Detroit Mercy	12/10/19
Made 30 free throws	94.7%	36-38	UIC	11/6/18
Had 15 or more assists in 1st half	15		at Syracuse	2/20/21
Had 15 or more assists in 2nd half	16		Detroit Mercy	12/10/19
Had 20 or more assists	See 25			
Had 25 or more assists	27		at TCU (OT)	12/5/25
Had 30 or more assists	33		Detroit Mercy	12/10/19
Had 15 offensive rebounds	16		at Stanford	12/30/25
Had 20 offensive rebounds	22		Marshall	11/15/19
Had 25 offensive rebounds	26		Louisville (2 OT)	1/16/18
Had 50 total rebounds	50		Cal	3/8/25
Doubled opponent rebounds	50/23		Stonehill	11/6/24
Allowed zero off rebounds	0		Bellarmine	12/23/20
Committed 5 turnovers or less	4		Wake Forest	2/4/23
Committed 25 turnovers	26		at Villanova	2/8/00
Forced 15 turnovers	18		Boston College	1/13/25
Forced 20 turnovers	21		Toledo (OT)	
Forced 25 turnovers	30		New Hampshire	11/16/01

NOTRE DAME ...

	Opponent	Date	Player	Stat
5 double-figure scorers	See 6			
6 double-figure scorers	Detroit Mercy	11/7/25	Carson Towt	11
			Markus Burton	13
			Braeden Shrewsberry	19
			Sir Mohammed	10
			Ryder Frost	10
			Brady Koehler	10
7 double-figure scorers	North Carolina A&T	12/4/16	V.J. Beachem	19
			Matt Ryan	17
			Matt Farrell	15
			Steve Vasturia	13
			T.J. Gibbs	12
			Rex Pflueger	10
4 players score 15 points	Ohio State	12/8/20	Bonzie Colson	10
			Prentiss Hubb	26
			Nate Laszewski	17
			Dane Goodwin	16
			Cormac Ryan	15
2 double-figure rebounders	See 3			
3 double-figure rebounders	at Boston College	1/15/24	Carey Booth	13
			Kebba Njie	10
			Julian Roper II	10



2025-26 Notre Dame Men's Basketball

LAST TIME NOTRE DAME...

2 players with 10 or more assists	Chicago State	11/26/12	Eric Atkins	11
			Jerian Grant	10
3 players with 5 or more assists	Fairleigh Dickinson	11/26/29	T.J. Gibbs	5
			Rex Pflueger	5
			Prentiss Hubb	5
2 players with double-doubles	at Georgia Tech	1/9/24	J.R. Konieczny	10 pts, 11 reb
			Tae Davis	10 pts, 10 reb
3 players with double-doubles	High Point	11/16/21	Paul Atkinson Jr.	19 pts, 11 reb
			Nate Laszewski	10 pts, 16 reb
			Dane Goodwin	12 pts, 11 reb
2 players with 5 or more 3FGM	at Syracuse	1/30/21	Prentiss Hubb	5-7
			Cormac Ryan	5-6
3 players with 3 or more 3FGM	at Louisville	1/22/22	Blake Wesley	3-4
			Prentiss Hubb	3-5
			Dane Goodwin	3-5
			Trey Wertz	3-3
2 30-point scorers	Villanova	2/28/11	Ben Hansbrough	30
			Tim Abromaitis	30
2 20-point scorers	Evansville	12/13/25	Braeden Shrewsberry	26
			Sir Mohammed	21
3 20-point scorers	at Syracuse	1/4/20	John Mooney	28
			Prentiss Hubb	22
			T.J. Gibbs	21
A player ejected	Evansville	12/13/25	Brady Koehler	
A coach ejected	at Syracuse	1/18/25	Micah Shrewsberry	
9 different players with a three-pointer	Maryland Eastern Shore	11/22/23		

AN OPPOSING PLAYER HAD ...

25+ points	Stat	Player	Opponent	Date
30+ points	26	Jestin Porter	Clemson	1/10/26
35+ points	See 35+			
40+ points	36	Jeremiah Wilkinson	Cal	3/8/25
45+ points	42	Cooper Flagg	at #4 Duke	1/11/25
50+ points	46	Jerome Robinson	Boston College	2/6/18
15 rebounds	52	Marshon Brooks	Providence	2/23/11
20 rebounds	16	Matthew Cleveland	Florida State	1/17/23
	22	DeJuan Blair	Pittsburgh	1/31/09
2 players w/ double-double	16 points, 11 reb	Armando Bacot	North Carolina	2/22/23
	11 points, 10 reb	Pete Nance		
a triple-double	18 pts, 10 reb, 13 ast	Marcus Williams	Connecticut	2/21/06
20 pts, 10 reb	20 pts, 10 reb	Maxime Raynaud	Stanford	3/5/25
20 pts, 20 reb	23 pts, 22 reb	DeJuan Blair	Pittsburgh	1/31/09
6+ 3FGs	6	TJ Nadeau	Detroit Mercy	11/7/25
10 assists	10	Elliot Cadeau	UNC	3/12/25
10 blocks	10	Hasheem Thabeet	Connecticut	1/5/08
10 steals	11	Mark Macon	Temple	1/29/89
	11	Armando Bacot		
3 players w/ double-digit reb.	10	Pete Nance	North Carolina	2/22/23
	11	Leaky Black		
	14	Mady Sissoko		
5 players with double-digit points	36	Jeremiah Wilkinson	Cal	3/8/25
	21	Andrej Stojakovic		
	11	Jovan Blacksher Jr		
	15	DJ Campbell		

AN IRISH PLAYER HAD ...

20 or more pts in a half	Stat	Player	Opponent	Date
20 or more pts in 1st half	22 (1st)	Markus Burton	at Syracuse	1/18/25
20 or more pts in 2nd half	22	Markus Burton	at Syracuse	1/18/25
		Tae Davis	at Georgia Tech	12/31/24
30-39 points	See 40			
40-49 points	43	Markus Burton	Cal	3/8/25
50+ points	52	Austin Carr	vs. TCU	3/13/71

15-19 rebounds	15	Carson Towt	Idaho	12/10/25
20+ rebounds	20	John Mooney	Clemson	3/6/19
a double-double off the bench	18 pts, 11 reb	J.R. Konieczny	vs Auburn	11/16/23
consecutive double-doubles	12 pts, 10 reb	J.R. Konieczny	at Miami	12/2/23
	19 pts, 10 reb		Western Michigan	12/5/23
Double-Double with pts and assists	18 pts, 10 ast	Markus Burton	Missouri	12/2/25
12 consecutive double-doubles	12	John Mooney	FDU, MD, BC, Det Mercy, UCLA, Indiana, AA&M, Syracuse, NC State, Lville, at GT, Syracuse	11/26/19 - 1/22/20
a triple-double	24 pts, 11 ast, 11 stls	Chris Thomas &	New Hampshire	11/16/01
15+ point, 5+ assists, 5+ steals	18 pts, 5 ast, 5 stl	Markus Burton	Georgia Tech	2/14/24
20+ points, 5+ rebounds, 5+ assists	20 pts, 5 reb, 9 ast	Jalen Haralson	at TCU (OT)	12/5/25
20 pts, 10 reb	20 pts, 10 reb	Tae Davis	Dartmouth	12/11/24
25 pts, 15 reb	28 pts, 16 reb	John Mooney	Marshall	11/15/19
20 pts, 20 reb	25 pts, 20 reb	Troy Murphy	at Seton Hall	1/8/01
20 pts, 10 ast	22 pts, 10 ast	Matt Farrell	vs. Purdue	12/17/16
10+ assists	10	Markus Burton	Missouri	12/2/25
5-9 blocks	5	Juwan Durham	Alabama A&M	12/29/19
10+ blocks	11	Jordan Cornette	Belmont	11/17/02
5-9 steals	5	Julian Roper II	North Dakota	11/19/24
10+ steals	11	Chris Thomas	New Hampshire	11/16/01
10+ offensive rebounds	11	Martinas Geben #	Louisville (20T)	1/13/16
6 3FGs	see 8			
7 3FGs	see 8			
8 3FGs	8-10	Braeden Shrewsberry	Evansville	12/13/25
9 3FGs	9-13	Tim Abromaitis	Villanova	2/28/11
10 3FGs	10-12	Matt Farrell	at Boston College	2/17/18
5 consecutive 3FGs without a miss	6	Braeden Shrewsberry	Evansville	12/13/25
9 consecutive 3FGs without a miss	9-9	Matt Farrell	at Boston College	2/17/18
5 consecutive 20-pt games	20	Markus Burton	Pitt	2/22/25
	30		at Clemson	2/26/25
	29		at Wake Forest	3/1/25
	24		Stanford	3/5/25
	43		Cal	3/8/25
10 games or more with 20+ points	14	Luke Harangody		12/6/08-2/4/09
Scored 15 or more consecutive points	17	Dane Goodwin	at Duke	2/14/23



2025-26 Notre Dame Men's Basketball

GAME


5

BELLARMINE, 79

NOTRE DAME, 86

Nov. 24, 2025

MGM Grand Garden Arena (Las Vegas)



Official Basketball Box Score - Final

Bellarmine at Notre Dame

11/19/25 Purcell Pavilion at the Joyce Center, Notre Dame

2025-26 Men's Basketball

Game Time: 7:09 PM

Game Duration: 2:11

Attendance: 3,678

Bellarmine - 79

Record: 1-4

Officials: Bill Covington Jr., Tony Henderson, Joe Switzer

NO. Name	Min	FG	3P	FT	Rebounds	Fouls	TP	AS	TO	ST	Blocks	+/-
11 Brian Waddell	F 33:46	6-10	1-3	5-7	1 4 5	2 5	18	1 4	2 0	0 4		
23 Sam Donald	F 25:02	0-6	0-4	2-2	0 1 1	3 1	2	0 2	2 3	0 1	-17	
32 Jack Karasinski	F 29:20	6-9	2-5	3-5	0 4 4	3 5	17	0 2	1 0	0 3		
2 Tyler Doyle	G 03:33	0-0	0-0	0-0	0 0 0	0 0	0	0 0	1 1	0 0	-5	
8 Kenyon Goodin	G 33:14	3-4	1-2	3-3	0 2 2	4 3	10	2 1	0 0	0 0	-11	
24 Michael Wilson Jr.	28:49	4-6	2-4	7-8	0 0 0	3 4	17	0 1	1 0	0 0	-1	
22 Darius Bolden	10:21	1-2	0-1	0-0	0 0 0	3 0	2	1 1	0 0	0 0	-4	
5 Myles Watkins	20:52	4-6	1-2	2-2	0 3 3	3 2	11	3 2	0 0	0 0	-6	
10 Grant Whitaker	10:30	0-1	0-0	0-0	1 1 1	3 0	0	0 0	0 0	0 0	-4	
7 Donovan Hunter	04:33	1-2	0-1	0-0	1 0 1	1 0	2	0 0	0 0	0 0	-6	
Team					0 0 0	0	0					
Totals		25-46	7-22	22-27	2 15 17	22 23	79	7 13	8 0	1 7		

Major Fouls: NONE

Notre Dame - 86

Record: 4-1

NO. Name	Min	FG	3P	FT	Rebounds	Fouls	TP	AS	TO	ST	Blocks	+/-
12 Garrett Sundra	F 08:43	0-0	0-0	0-0	1 0 1	2 0	0	0 2	0 0	0 0	5	
33 Carson Tow	F 29:23	4-6	0-0	4-6	3 8 11	2 5	12	0 2	2 0	0 0	12	
3 Markus Burrows	G 10:13	2-4	3-3	1-1	4 3 1	4 25	4	4 4	1 0	0 0	54	
10 Jalen Haddon	G 29:57	6-12	0-2	4-9	3 1 4	2 7	16	5 1	0 0	0 0	13	
11 Braden Shrewsberry	G 28:56	2-5	0-2	1-2	0 4 4	3 1	7	0 1	0 1	0 1	12	
6 Brady Koehler	13:02	2-3	0-1	0-0	1 2 3	3 0	4	0 1	0 0	0 0	4	
13 Sir Mohammed	17:43	0-1	0-0	0-0	0 0 0	3 0	0	0 1	2 0	0 0	-17	
5 Cole Carter	20:09	2-5	2-5	6-6	1 1 2	2 3	12	1 2	0 0	0 0	4	
14 Kebba Njie	07:35	0-1	0-0	4-4	0 2 2	1 2	4	0 0	0 0	0 0	-6	
2 Logan Imes	12:32	2-3	1-2	1-2	0 2 2	1 1	6	0 0	0 0	0 0	-1	
Team					0 1 1	0	0	1				
Totals		28-49	7-19	23-32	9 22 31	23 22	86	10 14	3 1	0 7		

Major Fouls: NONE

Biggest lead

5 (1st 5:46)

22 (2nd 7:34)

Best Scoring Run

5 (1st 13:35)

12 (1st 1:42)

Lead Changes

6

Times Tied

7

Time with Lead

04:01

30:40

Points from Turnovers

17

15

Paint

24

36

Second Chance

2

12

Fast Breaks

10

13

Bench

32

26

Period by Period Scoring

1st

2nd

TOT

BELL

30

49

79

ND

37

49

86




2025-26 Notre Dame Men's Basketball

GAME

9

(RV/RV) MISSOURI, 71
NOTRE DAME, 76

Dec. 2, 2025
Purcell Pavilion (South Bend, IN)



Official Basketball Box Score - Final

Missouri at Notre Dame

12/02/25 Purcell Pavilion at the Joyce Center, Notre Dame

2025-26 Men's Basketball

Game Time: 5:00 PM

Game Duration: 2:18

Attendance: 4,986

Missouri - 71

Record: 8-1

NO. Name	Min	FG		3P	FT	Rebounds			Fouls		TP	AS	TO	ST	Blocks		+/-
		M	A			M	A	DR	OT	PF					FD	BS	
14 Jevon Porter	F 11:32	0-2	0-1	0-2	1	0	2	3	1	1	0	2	0	0	0	0	-3
25 Mark Mitchell	F 11:32	8-17	1-4	9-11	0	5	5	2	7	26	1	3	2	1	1	-7	
15 Shawn Phillips Jr.	C 23:45	3-5	0-0	0-1	0	2	2	3	1	0	0	1	0	0	0	-7	
0 Anthony Robinson II	G 36:56	3-8	0-3	0-0	1	6	7	5	2	6	3	5	5	0	0	2	
12 Sebastian Mack	G 06:26	1-4	0-2	0-1	1	1	1	1	1	0	2	1	1	0	0	2	
6 Amnor Boateng	I 12:52	13-20	0-0	1-2	0	0	0	2	1	3	1	0	1	0	0	3	
45 Luke Northweath	16:15	0-1	0-1	0	1	1	1	2	4	1	0	1	0	0	0	2	
35 Jacob Crews	31:23	6-11	5-10	5-6	1	1	2	4	3	22	0	1	0	0	0	-1	
5 T.O. Barrett	23:14	2-3	0-0	2-2	0	1	1	0	3	6	0	1	0	0	0	-6	
Team						5	3	8	0	0	4	1	0	0	0	-6	
Totals		24-54	6-21	17-25	9	22	31	19	19	71	12	12	10	1	2	-5	

Major Fouls: Crews (TF) 2nd 7:47

Notre Dame - 76

Record: 6-3

NO. Name	Min	FG		3P	FT	Rebounds			Fouls		TP	AS	TO	ST	Blocks		+/-
		M	A			M	A	DR	OT	PF					FD	BS	
12 Garrett Sundra	F 21:36	1-5	0-4	0-0	0	4	4	1	1	2	1	1	0	0	0	-5	
33 Carson Towt	F 22:50	1-1	0-0	0-0	1	8	9	3	3	2	1	1	0	0	0	-8	
31 Markus Burton	G 38:02	6-15	2-7	4-4	1	4	5	3	4	18	10	2	1	0	0	10	
10 Jalen Harlow	F 21:30	5-7	0-0	3-4	1	3	4	5	13	2	2	2	1	0	1	0	
11 Braeden Shrewsberry	G 35:28	3-9	3-9	2-2	0	3	3	1	4	11	1	0	0	0	0	12	
6 Bradley Koehler	07:58	1-2	1-1	0-0	0	0	0	0	1	3	0	2	1	1	0	7	
13 Sir Mohammed	08:37	1-3	0-2	0-0	0	1	1	1	2	6	2	0	2	0	0	-6	
14 Kebba Njie	17:39	2-2	0-0	2-4	0	0	0	0	2	2	0	0	0	0	1	13	
5 Cole Certa	17:16	4-7	4-7	2-2	0	0	0	0	0	14	1	0	0	0	0	10	
2 Logan Ives	07:50	1-1	1-1	2-2	0	0	0	0	0	3	0	1	1	0	0	-2	
7 Ryder Frost	01:14	0-2	0-2	0-0	0	0	0	0	0	0	0	0	0	0	0	-6	
Team						2	3	5	1	0	7	16	13	4	2	1	
Totals		25-54	11-33	15-18	7	26	33	20	18	76	16	13	4	2	1	5	

Major Fouls: Coach (TF) 1st 0:45

	MIZ	ND
Biggest lead	12 (1 st 0:45)	7 (2 nd 12:04)
Best Scoring Run	11 (2 nd 8:28)	11 (2 nd 12:04)
Lead Changes	8	
Times Tied	7	
Time with Lead	23:52	10:39

Points from	MIZ		ND	
	1st	2nd	1st	2nd
Turnovers	23	9		
Paint	34	24		
Second Chance	8	5		
Fast Breaks	22	15		
Bench	31	30		

Period by Period Scoring	MIZ		ND	
	1st	2nd	1st	2nd
TOT	40	31	71	
	ND	33	43	76



2025-26 Notre Dame Men's Basketball

GAME
13

PURDUE FORT WAYNE, 72

(RV/-) NOTRE DAME, 69

Dec. 21, 2025
Purcell Pavilion (South Bend, IN)



Official Basketball Box Score - Final
Purdue Fort Wayne at Notre Dame
12/21/25 Purcell Pavilion at the Joyce Center, Notre Dame
2025-26 Men's Basketball

Game Time: 2:00 PM
Game Duration: 2:15
Attendance: 5,366

Officials: Tony Henderson, Justin Porterfield, Greg Evans

Purdue Fort Wayne - 72

Record: 8-6

NO. Name	Min	FG M-A	3P M-A	FT M-A	Rebounds OR DR TOT	Fouls PF FD	TP	AS	TO	ST	Blocks BS BA	+/-
11 Maximus Nelson	F 26:00	3-7	3-7	2-2	0 1 1	0 1 1	11	1	0	0	1 0	-8
34 Darius Duffy	F 24:58	0-1	0-0	0-0	0 3 3	4 1 0	0	0	0	0	0 0	8
2 Mikale Stevenson	G 31:29	6-13	3-7	3-4	1 0 1	0 3 18	2	0	2	0	0 0	2
9 DeAndre Craig	G 32:13	5-13	1-7	3-5	0 3 3	1 4 14	0	2	1	0	1 1	-6
10 Corey Hadnot II	G 35:48	10-16	4-7	5-6	0 6 6	2 4 29	2	4	3	0	0 0	7
13 Deangelo Elisee	11:38	0-1	0-0	0-0	0 1 1	1 1 1	0	0	0	0	1 1	-3
1 Ebrahim Kaba	10:22	0-3	0-2	0-0	2 1 3	2 1 0	0	1	0	0	1 6	
4 Chris Morgan	12:20	0-2	0-2	0-0	0 3 3	5 0 0	0	0	0	0	0 7	
5 EJ Mosley	08:27	0-2	0-2	0-0	0 1 1	1 0 0	1	0	0	0	0 5	
15 Yuval Levin	06:45	0-1	0-1	0-0	0 1 1	1 2 0	1	0	1	0	0 1	
Team					2 3 5	0 0	0	1				
Totals		24-59	11-35	13-17	5 23 28	17 17 72	7	8	7	1	3 3	

Shooting By Period		
1st FG%	11-31	35.5%
3PT%	4-17	23.5%
FT%	1-1	100%
2nd FG%	13-28	46.4%
3PT%	7-18	38.9%
FT%	12-16	75%
GM FG%	24-59	40.7%
3PT%	11-35	31.4%
FT%	13-17	76.5%

Dead Ball Rebounds: 5, 1

Notre Dame - 69

Record: 9-4

NO. Name	Min	FG M-A	3P M-A	FT M-A	Rebounds OR DR TOT	Fouls PF FD	TP	AS	TO	ST	Blocks BS BA	+/-
12 Garrett Sundra	F 25:18	2-5	0-3	1-2	1 4 5	0 1 1	5	0	0	0	1 0	0
33 Carson Towt	F 26:48	3-6	0-0	0-0	6 4 10	3 1 6	3	1	1	0	0 7	
5 Cole Certa	G 25:03	2-8	1-7	2-2	0 1 1	2 2 7	1	0	0	0	0 -7	
10 Jalen Haralson	F 27:08	6-13	0-0	9-11	5 4 9	1 9 21	4	6	0	1	1 -2	
11 Braeden Shrewsberry	G 34:53	4-11	3-8	2-2	0 3 3	3 1 13	1	1	0	1	0 -5	
2 Logan Imes	27:56	5-10	2-6	0-0	0 4 4	4 1 12	2	1	4	0	0 -2	
6 Brady Koehler	08:57	1-3	1-2	0-0	0 1 1	2 1 3	0	2	0	0	0 2	
13 Sir Mohammed	10:07	1-4	0-1	0-0	1 3 4	2 0 2	0	2	0	0	0 -5	
14 Kebba Njie	07:51	0-0	0-0	0-0	0 2 2	1 0 0	0	1	0	0	0 -3	
7 Ryder Frost	02:40	0-0	0-0	0-0	0 0 0	0 0 0	0	0	0	0	0 -2	
34 Matthew MacLellan	03:19	0-0	0-0	0-0	0 2 2	0 0 0	0	0	0	0	0 -6	
Team					1 1 2	0 0	0	1				
Totals		24-60	7-27	14-17	14 29 43	18 16 69	11	15	5	3	1 -3	

Major Fouls: Koehler (TF) 2 nd 11:02

PFW		ND		Points from		PFW		ND		Period by Period Scoring	
Biggest lead	11 (1 st 4:27)	4 (1 st 18:42)	Turnovers	15	6	1st	2nd	TOT			
Best Scoring Run	8 (1 st 13:48)	10 (2 nd 19:31)	Paint	24	34	PFW	27	45	72		
Lead Changes	3		Second Chance	4	10	ND	24	45	69		
Times Tied	2		Fast Breaks	8	21						
Time with Lead	35:25	02:30	Bench	0	17						

GAME
15

NOTRE DAME, 71

CAL, 72

Jan. 2, 2026
Haas Pavilion (Berkeley, CA)



Official Basketball Box Score - Final
Notre Dame at California
01/02/26 Haas Pavilion, Berkeley
2025-26 Men's Basketball

Game Time: 8:00 PM
Game Duration: 2:10
Attendance: 5,158

Officials: Tommy Morrissey, Rick Crawford, Adam Flore

Notre Dame - 71

Record: 10-5 (1-1)

NO. Name	Min	FG M-A	3P M-A	FT M-A	Rebounds OR DR TOT	Fouls PF FD	TP	AS	TO	ST	Blocks BS BA	+/-
12 Garrett Sundra	F 21:37	0-3	0-3	0-0	0 3 3	2 0 0	0	0	0	0	0 1	0
33 Carson Towt	F 27:35	4-4	0-0	0-1	6 9 15	0 1 8	2	1	0	0	0 -1	
2 Logan Imes	G 34:43	0-4	0-0	0-0	0 8 8	2 1 0	6	1	0	0	1 0	
10 Jalen Haralson	G 30:37	5-9	2-3	5-10	1 3 4	1 8 17	4	2	0	1	0 -2	
11 Braeden Shrewsberry	G 30:47	5-17	5-12	6-6	1 4 5	2 4 21	1	0	0	0	0 8	
6 Brady Koehler	06:13	2-3	1-2	0-0	0 1 1	3 0 0	5	0	0	0	0 -6	
13 Sir Mohammed	08:48	1-3	0-1	0-2	1 0 1	1 1 2	1	1	0	0	0 2	
14 Kebba Njie	12:11	0-1	0-0	0-0	0 1 1	3 1 0	0	0	1	0	0 2	
5 Cole Certa	23:41	4-10	3-7	5-7	1 1 2	0 5 16	0	1	0	0	0 -5	
24 Mark Zackery IV	03:48	1-1	0-0	0-0	0 0 1	1 0 2	0	0	0	0	0 -4	
Team					2 1 3	0 0	0	0				
Totals		22-55	11-31	16-26	12 32 44	15 21 71	14	7	0	1	1 -1	

Shooting By Period		
1st FG%	12-30	40.0%
3PT%	5-14	35.7%
FT%	2-8	25%
2nd FG%	10-25	40.0%
3PT%	6-17	35.3%
FT%	14-18	77.8%
GM FG%	22-55	40.0%
3PT%	11-31	35.5%
FT%	16-26	61.5%

Dead Ball Rebounds: 5, 0

California - 72

Record: 13-2 (1-1)

NO. Name	Min	FG M-A	3P M-A	FT M-A	Rebounds OR DR TOT	Fouls PF FD	TP	AS	TO	ST	Blocks BS BA	+/-
2 John Camden	F 31:20	1-10	1-9	0-0	0 3 3	3 1 3	0	1	0	0	0 -3	
22 Chris Bell	F 30:42	5-11	1-7	4-5	0 5 5	2 3 15	0	0	1	0	0 7	
3 Lee Dort	F 23:07	2-5	0-0	0-0	3 8 11	4 1 4	0	1	0	0	0 -6	
7 Dai Dai Ames	G 34:29	9-16	4-9	1-1	0 1 1	3 2 23	3	1	0	0	0 -3	
10 Justin Phippen	G 29:19	4-11	3-8	3-5	2 2 4	1 4 14	3	0	0	1	0 -1	
8 Miles Ilic	15:03	3-4	0-0	1-1	1 3 4	4 3 7	1	0	1	0	0 7	
21 Nolan Dorsey	17:53	0-3	0-0	0-0	0 0 0	1 0 0	0	0	0	0	0 -3	
3 Semetri (TT) Carr	16:31	2-3	2-3	0-0	0 2 2	3 1 6	3	0	1	0	0 9	
17 Mantas Kocanas	01:36	0-1	0-0	0-0	1 0 1	0 0 0	0	0	0	0	0 -2	
Team					2 1 3	0 0	0	0				
Totals		26-64	11-39	9-12	9 25 34	21 15 72	13	3	4	1	1 -1	

Shooting By Period		
1st FG%	9-28	32.1%
3PT%	3-17	17.6%
FT%	6-9	66.7%
2nd FG%	17-36	47.2%
3PT%	8-22	36.4%
FT%	3-3	100%
GM FG%	26-64	40.6%
3PT%	11-39	28.2%
FT%	9-12	75.0%

Dead Ball Rebounds: 0, 1

Major Fouls: NONE

UND		CAL		Points from		UND		CAL		Period by Period Scoring	
Biggest lead	12 (1 st 8:36)	7 (2 nd 7:19)	Turnovers	0	11	1st	2nd	TOT			
Best Scoring Run	9 (2 nd 0:29)	7 (1 st 5:13)	Paint	18	24	UND	31	40	71		
Lead Changes	5		Second Chance	7	8						
Times Tied	4		Fast Breaks	10	13						
Time with Lead	24:51	13:40	Bench	25	13						

GAME
14

NOTRE DAME, 47

STANFORD, 40

Dec. 30, 2025
Maples Pavilion (Stanford, CA)



Official Basketball Box Score - Final
Notre Dame at Stanford
12/30/25 Maples Pavilion, Stanford
2025-26 Men's Basketball

Game Time: 6:00 PM
Game Duration: 2:01
Attendance: 3,866

Officials: Tommy Morrissey, Marques Pettigrew, Chase Shaw

Notre Dame - 47

Record: 10-4 (1-0)

NO. Name	Min	FG M-A	3P M-A	FT M-A	Rebounds OR DR TOT	Fouls PF FD	TP	AS	TO	ST	Blocks BS BA	+/-
12 Garrett Sundra	F 31:43	3-6	2-3	0-0	2 2 4	2 0 8	2	0	0	1	0 2	
33 Carson Towt	F 22:17	4-7	0-0	0-0	5 5 10	4 1 8	0	2	2	0	0 -1	
2 Logan Imes	G 32:04	1-5	0-1	0-0	1 3 4	1 1 2	3	0	0	0 1	0	
10 Jalen Haralson	G 29:51	5-14	0-2	3-8	1 3 4	1 9 13	0	8	0	0 2	5	
11 Braeden Shrewsberry	G 30:27	0-8	0-5	0-1	0 3 3	0 1 0	1	0	0	1	0 7	
14 Kebba Njie	16:43	2-2	0-0	0-0	1 8 9	1 0 4	0	0	0	0 2	0 6	
5 Cole Certa	13:32	0-3	0-3	5-5	0 0 0	3 3 5	0	0	0	0 0	0 7	
6 Brady Koehler	07:53	3-5	1-1	0-0	1 1 2	2 0 7	0	0	0	0 0	5	
13 Sir Mohammed	10:09	0-5	0-0	0-0	1 5 6	2 0 0	0	0	2	0	0 2	
24 Mark Zackery IV	05:03	0-1	0-1	0-0	1 0 1	0 0 0	0	0	0	0 0	1 2	
7 Ryder Frost	00:17	0-0	0-0	0-0	0 0 0	0 0 0	0	0	0	0 0	0 0	
Team					3 2 5	0 0	0	0				
Totals		18-56	3-16	8-14	16 32 48	16 15 47	6	12	2	4 4	7	

Shooting By Period		
1st FG%	9-33	27.3%
3PT%	0-7	0.0%
FT%	4-6	66.7%
2nd FG%	9-23	39.1%
3PT%	3-9	33.3%
FT%	4-8	50%
GM FG%	18-56	32.1%
3PT%	3-16	18.8%
FT%	8-14	57.1%

Dead Ball Rebounds: 2, 0

Stanford - 40

Record: 11-3 (0-1)

Stanford - 40		Record: 11-3 (0-1)										Map: Ponds, Pond			
NO. Name	Min	FG M-A	3P M-A	FT M-A	Rebounds OR DR TOT	Fouls PF FD	TP	AS	TO	ST	Blocks BS BA	+			
4 AJ Rohasy	F 14:53	1-4	0-0	0-0	1 1 2	1 1 2	1	0	1	0	0	1			
10 Chisom Okpara	F 27:39	3-14	2-7	5-6	1 2 3	2 3 13	1	3	0	0	1	2			
1 Ebuka Okorie	G 34:38	3-14	0-6	1-2	2 4 6	1 1 7	2	1	1	0	0	2			
5 Benny Gealer	G 25:39	2-6	1-5	0-0	0 1 1	2 1 5	1	0	0	0	0	-16			
11 Ryan Agarwal	G 12:45	0-0	0-0	0-0	0 0 0	2 1 0	1	0	0	0	0	-6			
15 Oskar Gillay	24:42	0-2	0-0	2-2	3 8 11	0 4 2	1	1	3	1	1	-3			
52 Aidan Cammann	09:15	1-1	0-0	0-0	0 0 0	0 1 0	2	0	0	0	0	-9			
2 Donavin Young	22:22	1-2	0-1	0-0	2 4 6	4 2 2	0	0	1	0	2	0			
25 Jeremy Dent-Smith	20:02	1-7	0-5	2-2	1 2 3	1 3 4	1	0	0	0	1	-2			
20 Cameron Grant	08:06	1-6	1-6	0-0	0 2 2	1 0 3	0	0	0	0	0	0			
Team					0 2 2	0 0 0	0	0	0	0	0	0			
Totals		19.56	14.90	10.12	10.25	36.15	16.40	8.6	5.4	4.4	4.4	0			



2025-26 Notre Dame Men's Basketball

GLENN & STACEY MURPHY HEAD COACH



MICAH SHERWSBERRY GLENN & STACEY MURPHY HEAD COACH

@Coach_Shrews

3rd Season at Notre Dame 5th as a Head Coach at the DI Level

On March 24, 2023, an Indiana native came home to kickstart a new era of Notre Dame men's basketball. Vice President and James E. Rohr Notre Dame Director of Athletics Jack Swarbrick announced Micah Shrewsberry as the 18th head coach in Fighting Irish men's basketball history.

Shrewsberry brought a wealth of experience and success to the helm of the Notre Dame program. All-in-all he's coached in six NCAA Tournaments, two NCAA Final Fours, five NBA Playoffs and two NBA Conference Finals - in addition to coaching all-NBA honorees Jayson Tatum and Jaylen Brown.

Coach Shrewsberry is now hard at work prepping for year three at the helm of the program ahead of the 2025-26 season.

Year Two with the Irish (2024-25)

A year of 'what could have been' as several key injuries kept the team from achieving its fullest potential. Over the course of the season, guards Markus Burton, Braeden Shrewsberry, Matt Allocco and Sir Mohammed all missed significant time. With that said, the Irish finished 15-18 overall and 8-12 in ACC play, once again obtaining the No. 12 seed in the ACC Tournament.

Coach Shrewsberry's core nucleus of players made tremendous strides in year two. Markus Burton solidified himself as an elite guard in the league, earning Second Team honors. Burton led the league in scoring, averaging 23.5 ppg over ACC play. He averaged 21.3 ppg overall which ranked fifth nationally. He joined Irish legend David Rivers as the only two players in program history to average 20+ points and 3+ assists in a season. He also became the seventh fastest player in program history to reach 1,000 career points.

As Braeden Shrewsberry upped his average to 14.0 ppg, Notre Dame boasted the best scoring guard duo in the ACC, topping Duke's Cooper Flagg and Kon Knueppel. Due to the core nucleus, Notre Dame's KenPom offensive efficiency jumped 139 spots from the year prior to 95. The offense, which averaged 64.0 ppg in 2023-24, leaped up to 72.6 ppg in 2024-25.

Despite the roller-coaster season, there were several memorable moments along the way, including Coach Shrews delivering the program's first ever win in Charlottesville against Virginia. How about the Irish recording a 14-point comeback at Boston College, the largest comeback in Coach

Shrewsberry's tenure? How about freshman guard Cole Certa burying a corner three in the final seconds for a 56-54 win over Stanford? How about the four-overtime thriller in the 112-110 win over Cal that saw Burton go off for 43 points? After that victory, Coach Shrews improved to 4-2 in overtime games in his two years in South Bend.

Now, Notre Dame maintained a bulk of its core ahead of the 2025-26 season and will inject a very talented freshman class of Tommy Ahneman, Ryder Frost, Jalen Haralson and Brady Koehler. Back in November of 2024, Coach Shrewsberry and his staff signed these four young men and inked the program's highest ever rated recruiting class in the modern era - a consensus top-10.

Last but not least, the summer of 2024 witnessed Shrewsberry winning a gold medal at the FIBA U18 Americup as an assistant coach with the U.S. U18 team. He'll rejoin the same coaching staff to mentor the US U19 squad at the 2025 FIBA U19 World Cup in June of 2025.

Year One with the Irish (2023-24)

Coach Shrewsberry achieved two of his priorities in the 2023-24 season: establish the right culture at Notre Dame and have the team playing its best basketball at the end of the season. It was a program that returned 1.6% of its scoring and was projected to finish dead last in the ACC. The young Irish team came together and doubled its ACC win total from the year prior, finishing 7-13 in league play. Coach Shrewsberry even received several votes for ACC Coach of the Year. Notre Dame finished with a 13-20 overall record and won one game (First Round vs. Georgia Tech) in the ACC Tournament.

The first key moment of the season included an emphatic 76-54 win over Virginia. What Shrews' crew accomplished had never been done by an Irish team against the Cavaliers ... ever ... it was the largest margin of victory against UVA in the all-time series. In addition, the 76 points were the most scored by an Irish squad against the Cavaliers in regulation in program history. Furthermore, right after the Virginia contest, the Irish almost pulled off the upset to two teams who made the Elite Eight in NC State and Duke.

Next, the Irish bonded together by winning five of six during the final portion of the regular season, which included the final four at home (Georgia Tech, Virginia Tech, Wake Forest, Clemson). From Feb. 1 to March 1, Notre Dame was the biggest mover in kenpom AdjEM across the Power-Five conferences. Another fun stat when the first NET rankings came on Dec. 4, the Irish were 238. On March 10, the Irish were up to 126.

An early Coach Shrewsberry stamp on the program was the defensive intensity. Notre Dame scoring defense of 67.2 finished with a national ranking of 49th in the country, plus 3rd in the ACC. According to KenPom, Notre Dame's defensive efficiency ranked 39th nationally. In ACC play, Notre Dame ranked 2nd in scoring defense (66.4) and 2nd in field goal percentage defense (.417). Of the 20 ACC games - all but three (Virginia Tech on March 9, UNC on March 5 & Syracuse on Feb. 24) were held under their season average, with Miami, Duke and Louisville each held to season-low point totals.



Lastly - two freshman guards flourished under Coach Shrewsberry in Markus Burton and Braeden Shrewsberry. Burton became the program's first ACC Rookie of the Year. He also broke the program freshman scoring record after dropping 577 points. Burton averaged 17.5 points both on the season and in league play, leading the Irish. Shrewsberry was the lone other Irish to finish in double figures, averaging 10.2 points on the year and 11.3 points in ACC play. With that said, Burton and Shrewsberry became the 9th ACC freshmen duo in league history to rank No. 1 and No. 2 for their team in scoring, proving the future is bright in South Bend.

Prior to Notre Dame

Prior to Notre Dame, Shrewsberry produced a historic turnaround as the head coach at Penn State. After a 14-17 first season, Shrewsberry produced a 23-14 mark in 2022-23, just the 12th 20-win season in the 127-year history of Penn State basketball. Furthermore, he collected more Big Ten wins (17) in his first two seasons than any other Penn State head coach.

Shrewsberry certainly captured the nation's attention in late February and into March, going 9-3 over their last 12 games. Shrewsberry then made plenty of noise in the 2023 Big Ten Tournament in Chicago, defeating No. 7 Illinois, No. 2 Northwestern and No. 3 Indiana to reach the championship game as the No. 10 seed. It marked the program's second-ever Big Ten title game appearance. Penn State was just the third double-digit seed to reach the Big Ten Tournament championship game and the first since 2008.

The Nittany Lions then made their first appearance in the NCAA Tournament since 2011. In the first round, Shrewsberry and the Nittany Lions knocked off No. 7 seed and SEC Tournament runner-up Texas A&M, winning the program's first NCAA Tournament game since 2001.

In year one at Penn State, Shrewsberry engineered the Big Ten's best scoring defense and guided the squad to their best defensive season (65.0 points allowed per game) in 11 years. The Nittany Lions advanced to the quarterfinal round of the Big Ten Tournament after winning two postseason games, making Shrewsberry one of just two first-year Big Ten coaches since 2008 to win two Big Ten Tournament games.

Recruiting-wise, Shrewsberry made an instant splash in Happy Valley. In his first year, Shrewsberry signed the highest-ranked recruiting class in program history, a consensus top-30 class. A year later, he signed his second-straight top-30 recruiting class, marking the first time in program history that the Nittany Lions had signed back-to-back top-30 recruiting classes.

Development-wise, Shrewsberry proved himself there as well, turning Jalen Pickett and Seth Lundy into 2nd Round NBA Draft picks. It marked the first time in program history that two Nittany Lions were selected.



2025-26 Notre Dame Men's Basketball



Statistically speaking, the 2022-23 squad set the BIG and Penn State single-season team record for three-pointers made in a season with 385. The Nittany Lions compiled a total of five top-15 national statistical rankings. In addition, Shrewsberry tutored an Associated Press All-American in Jalen Pickett and a total of three All-Big Ten players during the 2022-23 season.

Prior to his time with Penn State, Shrewsberry experienced two separate stints at Purdue – one as assistant coach from 2011-13 and another as associate head coach from 2019-21. Highlights include the 2020-21 season, in which Shrewsberry helped lead the Boilermakers to a 13-6 fourth-place finish in the Big Ten and an 18-10 overall mark, culminating in an NCAA Tournament at-large bid. Trevion Williams claimed first-team All-Big Ten honors, while Zach Edey and Jaden Ivey were All-Freshman Team selections. Shrewsberry played a major role in recruiting Ivey, who grew up in South Bend and is the son of Karen and Kevin Keyes Family Head Women's Basketball Coach Niele Ivey.

Another highlight from his time in West Lafayette includes the 2011-12 squad that produced a 22-13 record and reached the second round of the NCAA Tournament. Under Shrewsberry, Terone Johnson was one of the most improved players in the BIG, netting accolades from conference and national entities.

In between his Purdue stints, Shrewsberry spent six seasons (2013-19) with the NBA's Boston Celtics as an assistant coach under Brad Stevens. During his tenure, the Celtics reached the playoffs in five consecutive seasons, including back-to-back appearances in the Eastern Conference Finals in 2017 and 2018.

Shrewsberry played a key role in the development of current NBA stars Brown and Tatum, who were the No. 3 picks in the 2016 and 2017 NBA Drafts, respectively. Tatum was an NBA All-Rookie Team first-team selection, while Brown earned second-team All-Rookie honors.

The Brad Stevens connection was previously made at Butler University, where Shrewsberry spent one year as the director of operations then three as an assistant coach. With Shrewsberry on the sidelines, the Bulldogs compiled an 87-21 record, won two Horizon League regular-season championships and two Horizon League Tournament titles and made three NCAA Tournament appearances – which included back-to-back runs to the national championship game in 2010 and 2011.

Also at Butler, he aided in the development of Gordon Hayward, who was the 2009 Horizon League Newcomer of the Year, the 2010 Horizon League Player of the Year and a 2010 Final Four All-Tournament Team selection. Hayward was the ninth overall pick in the 2010 NBA Draft by the Utah Jazz.

Continuing on Shrewsberry's basketball journey, he spent time as the director of basketball operations at Marshall University (2003-05) and an assistant coach at DePauw University (2001-03) and Wabash College (2000-01). At DePauw, Shrewsberry led the Tigers to a 42-12 record with a pair of conference championships.

Shrewsberry was also the first men's basketball head coach at Indiana University South Bend. Shrewsberry started his coaching career as a graduate assistant at the University of Indianapolis in 1999-2000.

An Indianapolis area native, Shrewsberry earned his bachelor's degree from Hanover College in 1999 and a master's degree from Indiana State in 2003. As a player at Hanover, Shrewsberry was a three-year starting guard and team tri-captain.

He and his wife, Molly, have four children, Braeden, Nicholas, Caitlin and Grace.



BRADY STEVENS
SOPHOMORE | GUARD

@_bradystevens @_BradyStevens

Height	6-4
Eligibility	Freshman
Hometown	Boston, MA
Previous	Wellesley High

Season Highs

Pts	2 vs Detroit Mercy, 11/7/25
Rebs	
FGM	1 vs Detroit Mercy, 11/7/25
FGA	1 vs Detroit Mercy, 11/7/25
3FGM	
3FGA	
FTM	
FTA	
Ast	
Blk	
Stl	

Double Figure Scoring	0
20+ Point Games	0
Double-Figure Rebounds	0
Double-Doubles	0

Career Highs

Pts	2 vs Detroit Mercy, 11/7/25
Rebs	
FGM	1 vs Detroit Mercy, 11/7/25
FGA	1 vs Detroit Mercy, 11/7/25
3FGM	
3FGA	
FTM	
FTA	
Ast	
Blk	
Stl	

Double Figure Scoring	0
20+ Point Games	0
Double-Figure Rebounds	0
Double-Doubles	0

2025-26 GAME-BY-GAME

Opponent	Date	GS	MIN	Total		3-Pointers		Free throws		Rebounds				PF	A	TO	BLK	STL	PTS	AVG
				FG-FGA	PCT	3FG-3FGA	PCT	FT-FTA	PCT	OFF	DEF	TOT	AVG							
Detroit Mercy	11/07/2025		03:08	1-1	1.000	0-0	.000	0-0	.000	0	0	0	0.0	0	0	0	0	0	2	2.0
Evansville	12/13/2025		01:57	0-1	.000	0-0	.000	0-0	.000	0	1	1	0.5	0	0	0	0	0	0	1.0
Totals		0	05:05	1-2	.500	0-0	.000	0-0	.000	0	1	1	0.5	0	0	0	0	0	2	1.0

Player Averages

Games Played	Minutes/ game	Points/ game	FG Pct	3FG Pct	FT Pct	Rebounds/ game	Assists/ game	Turnovers/ game	Assist/Turnover ratio	Steals/ game	Blocks/ game
2	2.5	1.0	50.0	0.0	0.0	0.5	0.0	0.0	0.0	0.0	0.0

Sophomore Season (2025-26)

- Recorded his first collegiate basket (the 100th point of the game in fact) in the win over Detroit Mercy

Freshman Season (2024-25)

- Did not see game action

Prep Recap

Attended Wellesley High

Three-time First Team All-Conference selection

Two career MIAA playoff wins

Scored over 1,000 career points – second most in school history – in only 72 career games

Top-three scoring performances in school history – 41, 37, 34

Averaged 23.1 points, 3.4 assists and 6.2 rebounds as a senior

Prep career highlight – scored 37 points and led his team to a playoff win vs. Doherty Memorial as a junior

Played in the Middlesex Magic program from 2019-22

Was the 2022 16U UAA Spring Champs

Played in the NY Renaissance EYBL program in 2023

Father, Brad Stevens, is President of Basketball Operations with the Boston Celtics. Mother, Tracy Stevens, played soccer at Depauw

CAREER STATS

				Field Goals		3-Point		F-Throws		Rebounds				Scoring						
SEASON	TEAM	GP-GS	MIN/AVG	FG-FGA	FG%	3FG-3FGA	3FG%	FT-FTA	FT%	OFF	DEF	TOT	AVG	PF-FO	A	TO	BLK	STL	PTS	AVG
2025-26	ND	2-0	5/2.5	1-2	.500	0-0	.000	0-0	.000	0	1	1	0.5	0-0	0	0	0	0	2	1.0
TOTAL		2-0	5/2.5	1-2	.500	0-0	.000	0-0	.000	0	1	1	0.5	0-0	0	0	0	0	2	1.0



2

LOGAN IMES
JUNIOR | GUARD

@logan_im	@ImesLogan
Height	6-4
Eligibility	Junior
Hometown	Zionsville, IN
Previous	Zionsville High

Season Highs

Pts	13	vs Clemson, 1/10/26
Rebs	8	at Cal, 1/2/26
FGM	5, 2x	last vs Clemson, 1/10/26
FGA	10	vs Purdue Fort Wayne, 12/21/25
3FGM	3	vs Clemson, 1/10/26
3FGA	6, 2x	last vs Purdue Fort Wayne, 12/21/25
FTM	1, 3x	last vs Bellarmine, 11/19/25
FTA	4	vs LIU, 11/3/25
Ast	6	at Cal, 1/2/26
Blk		
Stl	4	vs Purdue Fort Wayne, 12/21/25

Double Figure Scoring	2
20+ Point Games	0
Double-Figure Rebounds	0
Double-Doubles	0

Career Highs

Pts	13	vs Clemson, 1/10/26
Rebs	8	at Cal, 1/2/26
FGM	5, 2x	last vs Clemson, 1/10/26
FGA	10	vs Purdue Fort Wayne, 12/21/25
3FGM	3	vs Clemson, 1/10/26
3FGA	6	vs Eastern Illinois, 11/11/25
FTM	5	vs Dartmouth, 12/22/24
FTA	6	last vs Dartmouth, 12/22/24
Ast	6	at Cal, 1/2/26
Blk	1, 6x	last vs UNC, 3/12/25
Stl	4	vs Purdue Fort Wayne, 12/21/25

Double Figure Scoring	2
20+ Point Games	0
Double-Figure Rebounds	0
Double-Doubles	0

Junior Season (2025-26)

- Played in all 16 games, averaging 18.8 minutes. Dependable ball handler; energy off the bench; tough defender.
- 11 assists, 3 turnover in 3 ACC games. His 3.7 A/TO ratio in league play ranks 2nd.
- Has led the Irish in assists in 5 games this season.
- 4-9 from corner threes this season.
- Career high 13 points vs. Clemson on Jan. 10. Drained a career best 3 triples.
- Career highs in rebounds (8) and assists (6) at Cal (1/2).
- Earned his first start of the season at Stanford (12/30) and his goal was to lock down Ebuka Okorie and he did just that. Okorie was held to a season low 7 points.

- Career high 12 points vs. Purdue Fort Wayne (12/21). Shot 5-10 from the floor, including 2 triples. Also grabbed a career best 4 steals.

Was a +28 in +/- in the win over Evansville with 3 points, 6 rebounds, and an assist

- In the Missouri game, Imes came in with 5:53 remaining after Haralson fouled out and helped bring the win home. Hit a three with 3:01 remaining.

- Imes was +12 in +/- against #2 Houston. Just 1-of-2 Irish in the positives. Imes started in the 2nd half and was on the floor when the Irish cut it from 16 to 4 points. Converted 2 triples to finish with 6 points.

- Huge three with 4:58 left in the game to help push Irish ahead of Rutgers in 68-63 win.

- Individual 6-0 run in 2nd half of Bellarmine win.

Sophomore Season (2024-25)

- Played in 26-of-33 games, averaging 9.2 min.
- Shot 46.4% from two-point range.
- 5 points on 2-3 shooting at #13 Clemson on Feb. 26.
- 6 points vs. SMU on Feb. 19. Tied his career high of 2 steals.
- Standout game was Le Moyne on Dec. 22. Imes recorded a career high 11 points on 3-5 shooting, plus 5-6 from the free-throw line. He also tied his career high in assists (4) and steals (2).
- Started twice in Las Vegas in place of the injured Markus Burton. Players Era 3-game Stats -- 13 PTS (4.3 ppg); 5-13 FG (.385); 2-6 3PT (.333); 9 REB; 4 AST.
- Played a career high 35 minutes against Rutgers after Burton went down. Drained a career best two triples to tie his career high of eight points.

2025-26 GAME-BY-GAME																			
Opponent	Date	GS	MIN	Total		3-Pointers		Free throws		Rebounds				PF	A	TO	BLK	STL	PTS
				FG-FGA	PCT	3FG-3FGA	PCT	FT-FTA	PCT	OFF	DEF	TOT	AVG						
LIU	11/03/2025		20:13	0-0	.000	0-0	.000	1-4	.250	1	2	3	3.0	2	3	2	0	2	1
Detroit Mercy	11/07/2025		19:56	2-6	.333	1-3	.333	1-2	.500	1	4	5	4.0	0	0	0	0	1	6
Eastern Ill.	11/11/2025		16:50	2-7	.286	1-6	.167	0-0	.000	0	1	1	3.0	1	0	0	0	0	5
at Ohio St.	11/16/2025		10:10	1-1	1.000	0-0	.000	0-0	.000	0	0	0	2.3	2	0	1	0	1	2
Bellarmine	11/19/2025		12:32	2-3	.667	1-2	.500	1-2	.500	0	2	2	2.2	1	0	0	0	0	6
vs Kansas	11/24/2025		03:13	0-1	.000	0-1	.000	0-0	.000	0	0	0	1.8	1	0	0	0	0	3
vs Rutgers	11/25/2025		11:18	1-2	.500	1-1	1.000	0-1	.000	0	3	3	2.0	1	0	0	0	0	3
vs Houston	11/26/2025		22:28	2-4	.500	2-4	.500	0-0	.000	1	3	4	2.3	2	2	2	0	1	6
Missouri	12/02/2025		07:50	1-1	1.000	1-1	1.000	2-2	1.000	2	0	2	2.2	0	0	2	0	1	5
at TCU	12/05/2025		15:04	1-2	.500	1-1	1.000	0-0	.000	0	0	0	2.0	3	0	0	0	0	3
Idaho	12/10/2025		19:13	1-5	.200	0-1	.000	0-0	.000	0	1	1	1.9	0	4	1	0	0	2
Evansville	12/13/2025		18:49	1-3	.333	1-2	.500	0-0	.000	1	5	6	2.3	1	1	0	0	0	3
Purdue Fort Wayne	12/21/2025		27:56	5-10	.500	2-6	.333	0-0	.000	0	4	4	2.4	4	2	1	0	4	12
at Stanford	12/30/2025	*	32:04	1-5	.200	0-1	.000	0-0	.000	1	3	4	2.5	1	3	0	0	0	4
at California	01/02/2026	*	34:43	0-4	.000	0-3	.000	0-0	.000	0	8	8	2.9	2	6	1	0	0	3
Clemson	01/10/2026	*	27:44	5-9	.556	3-5	.600	0-0	.000	0	3	3	2.9	0	2	2	0	0	13
Totals		3	300:04	25-63	.397	14-37	.378	5-11	.455	7	39	46	2.9	21	23	12	0	10	69

Player Averages

Games Played	Minutes/ game	Points/ game	FG Pct	3FG Pct	FT Pct	Rebounds/ game	Assists/ game	Turnovers/ game	Assist/Turnover ratio	Steals/ game	Blocks/ game
16	18.8	4.3	39.7	37.8	45.5	2.9	1.4	0.8	1.9	0.6	0.0

CAREER STATS

		Field Goals				3-Point		F-Throws		Rebounds				Scoring						
SEASON	TEAM	GP-GS	MIN/AVG	FG-FGA	FG%	3FG-3FGA	3FG%	FT-FTA	FT%	OFF	DEF	TOT	AVG	PF-FO	A	TO	BLK	STL	PTS	AVG
2023-24	ND	31-3	546/17.6	20-66	.303	8-36	.222	14-17	.824	5	72	77	2.5	36-0	34	24	3	12	62	2.0
2024-25	ND	26-2	240/9.2	17-45	.378	4-17	.235	11-16	.688	5	20	25	1.0	17-1	16	17	3	5	49	1.9
2025-26	ND	16-3	300/18.8	25-63	.397	14-37	.378	5-11	.455	7	39	46	2.9	21-0	23	12	0	10	69	4.3
TOTAL		73-8	1086/14.9	62-174	.356	26-90	.289	30-44	.682	17	131	148	2.0	74-1	73	53	6	27	180	2.5



3

MARKUS BURTON

JUNIOR | GUARD

@markusburtonn

@markussburton

Height	6-0
Eligibility	Junior
Hometown	Mishawaka, IN
Previous	Penn High

Season Highs

Pts	25	vs Bellarmine, 11/19/25
Rebs	7	vs Houston 11/26/25
FGM	10	vs Bellarmine, 11/19/25
FGA	19	vs Eastern Illinois, 11/11/25
3FGM	2,4x	last vs Missouri, 12/2/25
3FGA	7	vs Missouri, 12/2/25
FTM	8, 2x	last at Ohio St, 11/16/25
FTA	9, 2x	last at Ohio St, 11/16/25
Ast	10	vs Missouri, 12/2/25
Blk	1	vs Eastern Illinois, 11/11/25
Stl	4	vs Detroit Mercy, 11/7/25

Double Figure Scoring	9
20+ Point Games	5
30+ Point Games	0
Double-Digit Assists	1
Double-Doubles	1

Career Highs

Pts	43	vs Cal, 3/8/25
Rebs	9, 2x	last vs North Dakota, 11/19/24
FGM	13, 2x	last vs Cal, 3/8/25
FGA	29	at Boston College, 2/12/25
3FGM	4, 5x	last vs Cal, 3/8/25
3FGA	9	vs Miami, 1/24/24
FTM	13	vs Cal, 3/8/25
FTA	17	vs Cal, 3/8/25
Ast	10	vs Missouri, 12/2/25
Blk	1, 10x	last vs Eastern Illinois, 11/11/25
Stl	6	vs. Virginia Tech, 2/10/24

Double Figure Scoring	62
20+ Point Games	33
30+ Point Games	4
40+ Point Games	1
Double-Digit Assists	1
Double-Doubles	1

2024-25 GAME-BY-GAME

Opponent	Date	GS	MIN	Total		3-Pointers		Free throws		Rebounds			PF	A	TO	BLK	STL	PTS	AVG		
				FG-FGA	PCT	3FG-3FGA	PCT	FT-FTA	PCT	OFF	DEF	TOT								AVG	
LIU	11/03/2025	*	27:11	7-13	.538	2-4	.500	8-9	.889	1	0	1	1.0	4	1	4	0	0	24	24.0	
Detroit Mercy	11/07/2025	*	17:46	4-8	.500	1-2	.500	4-5	.800	0	3	3	2.0	4	2	1	0	4	13	18.5	
Eastern Ill.	11/11/2025	*	38:18	8-19	.421	1-6	.167	4-4	1.000	0	0	0	1.3	2	3	1	1	2	21	19.3	
at Ohio St.	11/16/2025	*	29:48	3-14	.214	0-1	.000	8-9	.889	0	2	2	1.5	3	1	4	0	1	14	18.0	
Bellarmine	11/19/2025	*	31:00	10-13	.769	2-4	.500	3-3	1.000	0	1	1	1.4	4	4	2	0	1	25	19.4	
vs Kansas	11/24/2025	*	34:39	9-18	.500	0-3	.000	6-6	1.000	1	2	3	1.7	2	1	3	0	3	24	20.2	
vs Rutgers	11/25/2025	*	33:58	9-13	.692	2-4	.500	1-1	1.000	2	4	6	2.3	3	5	6	0	3	21	20.3	
vs Houston	11/26/2025	*	40:00	6-14	.429	1-4	.250	6-7	.857	1	6	7	2.9	4	5	3	0	0	19	20.1	
Missouri	12/02/2025	*	38:02	6-15	.400	2-7	.286	4-4	1.000	1	4	5	3.1	3	10	2	0	1	18	19.9	
at TCU	12/05/2025	*	10:17	3-6	.500	0-1	.000	0-0	.000	0	0	0	2.8	0	5	0	0	1	6	18.5	
Totals			10	300:59	65-133	.489	11-36	.306	44-48	.917	6	22	28	2.8	29	37	26	1	16	185	18.5

Player Averages

Games Played	Minutes/ game	Points/ game	FG Pct	3FG Pct	FT Pct	Rebounds/ game	Assists/ game	Turnovers/ game	Assist/Turnover ratio	Steals/ game	Blocks/ game
10	30.1	18.5	48.9	30.6	91.7	2.8	3.7	2.6	1.4	1.6	0.1

CAREER STATS

				Field Goals		3-Point		F-Throws		Rebounds								Scoring		
SEASON	TEAM	GP-GS	MIN/AVG	FG-FGA	FG%	3FG-3FGA	3FG%	FT-FTA	FT%	OFF	DEF	TOT	AVG	PF-FO	A	TO	BLK	STL	PTS	AVG
2023-24	ND	33-33	1114/33.7	210-499	.421	42-140	.300	115-140	.821	21	89	110	3.3	95-0	143	123	7	63	577	17.5
2024-25	ND	26-25	876/33.7	194-439	.442	48-128	.375	117-138	.848	7	87	94	3.6	62-1	79	70	2	44	553	21.3
2025-26	ND	10-10	301/30.1	65-133	.489	11-36	.306	44-48	.917	6	22	28	2.8	29-0	37	26	1	16	185	18.5
TOTAL		69-68	2290/33.2	469-1071	.438	101-304	.332	276-326	.847	34	198	232	3.4	186-1	259	219	10	123	1315	19.1

Awards

2025-26

Preseason First Team All-ACC // Naismith Trophy Watch List // Bob Cousy Award Watch List // Wooden Award Watch List

2024-25

NABC Great Lakes Second Team All-District // Associated Press First Team All-ACC // Second Team All-ACC // ACC Player of the Week (March 10) // Naismith Trophy College Player of the Year Watch List // Naismith Starting 5 - Bob Cousy PG of the Year Watch List // Preseason All-ACC First Team

Junior Season (2025-26)

- During the Notre Dame's men's basketball game at TCU on Friday, December 5th, Markus Burton sustained a left ankle injury. He underwent surgery on Dec. 10. There is presently no timetable for his return.

- Only 4 instances in the past 3 decades in which a ND player in his first 10 games had 180+ points, 30+ assists & 15+ steals: 2025-26 Markus Burton; 2014-15 Jerian Grant; 2013-14 Jerian Grant; 2002-03 Chris Thomas.

- Was averaging 19.9 ppg heading into TCU where he injured his left ankle halfway through the first half. His current average sits at 18.5 ppg.

- Was wheelin' and dealin' again at the start of TCU game. At 9:48 when he exited, Burton already had six points and five assists.

- Game prior, Burton had one of the most complete games of his career, recording his first collegiate double-double with a team best 18 points and a career best 10 assists. Burton scored or assisted on 8 of the team's final 9 made buckets of the game.

rankings listed are at the time of injury

- Averaged a team best 21.3 ppg in Vegas on 24-45 (.533) shooting. Nearly perfect 13-14 from the stripe.

- Burton's 24 points against Kansas tied for the most by an opponent against the Jayhawks this season.

- Shot 53.1% in the paint - 11% above the DI average.

- Around the rim he was 29-41 (.707). Overall from two he was 55.7%.

- Over his last 5 games, Burton's Assist Percentage was 42.0% which ranked in the 99th percentile.

- Was 44-48 (.917) from the FT line. A career best percentage. Ranked 3rd in the ACC.

- An efficient game: 10-13 FG for 25 points in win over Bellarmine.

- Team best 4 steals vs Detroit Mercy to go with his 13 pts.

- Burton's 19.3 career average ranks 13th amongst active players.



5

COLE CERTA
SOPHOMORE | GUARD

@colecerta @ColeCerta

Height	6-5
Eligibility	Sophomore
Hometown	Le Roy, IL
Previous	IMG Academy

Season Highs

Pts	22 vs LIU, 11/3/25
Rebs	4 vs LIU, 11/3/25
FGM	6, 2x last at TCU, 12/5/25
FGA	14 at TCU, 12/5/25
3FGM	6, 2x last at TCU, 12/5/25
3FGA	12 at TCU, 12/5/25
FTM	6 vs Bellarmine, 11/19/25
FTA	7 at Cal, 1/2/26
Ast	2 vs LIU, 11/3/25
Blk	
Stl	1, 4x last vs Evansville, 12/13/25

Double Figure Scoring	6
20+ Point Games	2
Double-Figure Rebounds	0
Double-Doubles	0

Career Highs

Pts	22 vs LIU, 11/3/25
Rebs	4 vs LIU, 11/3/25
FGM	6, 2x last at TCU, 12/5/25
FGA	14 at TCU, 12/5/25
3FGM	6, 2x last at TCU, 12/5/25
3FGA	12 at TCU, 12/5/25
FTM	6 vs Bellarmine, 11/19/25
FTA	7 at Cal, 1/2/26
Ast	2, 2x last vs LIU, 11/3/25
Blk	1 at Clemson, 2/26/25
Stl	1, 4x last vs Evansville, 12/13/25

Double Figure Scoring	7
20+ Point Games	2
Double-Figure Rebounds	0
Double-Doubles	0

2024-25 GAME-BY-GAME

Opponent	Date	GS	MIN	Total		3-Pointers		Free throws		Rebounds				PF	A	TO	BLK	STL	PTS	AVG
				FG-FGA	PCT	3FG-3FGA	PCT	FT-FTA	PCT	OFF	DEF	TOT	AVG							
LIU	11/03/2025		24:59	6-10	.600	6-9	.667	4-4	1.000	2	2	4	4.0	2	2	0	0	0	22	22.0
Detroit Mercy	11/07/2025		20:56	2-8	.250	2-7	.286	0-0	.000	0	0	0	2.0	1	1	0	0	0	6	14.0
Eastern Ill.	11/11/2025		08:17	0-3	.000	0-3	.000	0-0	.000	0	0	0	1.3	0	0	0	0	0	0	9.3
at Ohio St.	11/16/2025		07:49	0-0	.000	0-0	.000	0-0	.000	0	0	0	1.0	0	0	0	0	0	0	7.0
Bellarmine	11/19/2025		20:09	2-5	.400	2-5	.400	6-6	1.000	1	1	2	1.2	2	1	2	0	0	12	8.0
vs Kansas	11/24/2025		21:19	1-5	.200	1-5	.200	2-2	1.000	0	1	1	1.2	0	1	0	0	1	5	7.5
vs Rutgers	11/25/2025		10:30	0-4	.000	0-3	.000	0-0	.000	0	1	1	1.1	1	1	0	0	0	0	6.4
vs Houston	11/26/2025		20:11	2-6	.333	2-6	.333	2-2	1.000	0	3	3	1.4	4	1	0	0	1	8	6.6
Missouri	12/02/2025		17:16	4-7	.571	4-7	.571	2-2	1.000	0	0	0	1.2	0	1	0	0	0	14	7.4
at TCU	12/05/2025		32:31	6-14	.429	6-12	.500	2-2	1.000	1	1	2	1.3	2	1	0	0	0	20	8.7
Idaho	12/10/2025	*	31:50	5-7	.714	3-4	.750	2-2	1.000	1	2	3	1.5	0	1	0	0	1	15	9.3
Evansville	12/13/2025	*	25:46	2-5	.400	1-3	.333	0-0	.000	0	2	2	1.5	1	0	2	0	1	5	8.9
Purdue Fort Wayne	12/21/2025	*	25:03	2-8	.250	1-7	.143	2-2	1.000	0	1	1	1.5	2	1	0	0	0	7	8.8
at Stanford	12/30/2025		13:32	0-3	.000	0-3	.000	5-5	1.000	0	0	0	1.4	3	0	0	0	0	5	8.5
at California	01/02/2026		23:41	4-10	.400	3-7	.429	5-7	.714	1	1	2	1.4	0	0	1	0	0	16	9.0
Clemson	01/10/2026		22:52	2-5	.400	2-3	.667	2-2	1.000	0	1	1	1.4	1	0	0	0	0	8	8.9
Totals		3	326:42	38-100	.380	33-84	.393	34-36	.944	6	16	22	1.4	19	11	7	0	4	143	8.9

Player Averages

Games Played	Minutes/game	Points/game	FG Pct	3FG Pct	FT Pct	Rebounds/game	Assists/game	Turnovers/game	Assist/Turnover ratio	Steals/game	Blocks/game
16	20.4	8.9	38.0	39.3	94.4	1.4	0.7	0.4	1.6	0.3	0.0

CAREER STATS

			Field Goals		3-Point		F-Throws		Rebounds								Scoring			
SEASON	TEAM	GP-GS	MIN/AVG	FG-FGA	FG%	3FG-3FGA	3FG%	FT-FTA	FT%	OFF	DEF	TOT	AVG	PF-FO	A	TO	BLK	STL	PTS	AVG
2024-25	ND	18-0	145/8.0	12-40	.300	10-36	.278	11-12	.917	1	3	4	0.2	12-0	5	6	1	0	45	2.5
2025-26	ND	16-3	327/20.4	38-100	.380	33-84	.393	34-36	.944	6	16	22	1.4	19-0	11	7	0	4	143	8.9
TOTAL		34-3	471/13.9	50-140	.357	43-120	.358	45-48	.938	7	19	26	0.8	31-0	16	13	1	4	188	5.5

Sophomore Season [2025-26]

- Played in all 16 games, averaging 20.4 minutes - more than doubled from last season.
- 5-10 from three over last 2 games. A combined 24 points against Cal and Clemson.
- Currently 39.3% from three. Averaging 2.1 made threes per game.
- Certa is 12-28 (42.9%) in corner threes.
- Started the season 27-27 from the FT line, as the streak ended at Cal on Jan. 2. Now 94.4% (34-36) on the season.
- Finished in double figures at Cal, dropping 16 points behind three triples.

- Lightning in a bottle in the second half of TCU. Certa drained four consecutive three-pointers to start the second half and eventually hit five in the half and six total in the game. Certa finished with a co-team best 20 points.

- With the TCU performance, Certa had his 2nd game off the bench this season with 5+ threes. The most games off bench w/ 5+ made threes since 1996: Cole Certa 2 in 2025-26; Matt Ryan 2 in 2016-17; Chris Quinn 2 in 2003-04.

- Certa-fied bucket struck again at the end of the Missouri (12/2) win. Cole drained three triples in the last 4:35 of the game, including the game-winner with 17 seconds left. Cole finished with 14 points on 4-7 shooting from three.

- Hit a pair of threes against #2 Houston, finishing with 8 points, 3 rebounds, 1 assist & 1 steal.

- Back in double figures in Bellarmine win. Certa produced 12 points with 2 triples and a 6-6 FT day.

- Player of the Game in the opening win over LIU, going off for a career high 22 points. He drained 6-9 from three-point range.

Freshman Season [2024-25]

- Played in 18-of-33 games, averaging 8.0 min.
- Converted two clutch free throws with four seconds left in the 112-10 4OT win over Cal.
- Another hero moment for Certa vs. Stanford on March 5. Down one with 18 seconds left, Certa drained a corner three right in front his bench for the eventual 56-54 win.
- Tallied 8 points over 12 minutes at Wake Forest on March 1. Certa was 2-5 from beyond the arc.
- Feb. 22 - a 76-72 win over Pitt - Will forever be known as the Cole Certa game. Certa recorded all 12 of his points in the 2nd half but it all stemmed from a 125-second period in which he drained 3 triples.
- Had one of the most incredible threes of the season at BC on Feb. 12 as his near half-court heave found nothing but.
- Saw game action for the first time in over a month at Florida State (2/4). Played in back-to-back games with time vs. Virginia Tech (2/8), scoring a basket in the final minute.
- Earned his first collegiate points and first three in win over Le Moyne on Dec. 22. Finished with 5 points.



6

BRADY KOEHLER
FRESHMAN | FORWARD

@brady__koehler @BradyKoehler3

Height	6-10
Eligibility	Freshman
Hometown	Fishers, IN
Previous	Cathedral High

Season Highs

Pts	10 vs Detroit Mercy, 11/7/25
Rebs	6 vs Clemson, 1/10/26
FGM	4 vs Detroit Mercy, 11/7/25
FGA	8 vs Clemson, 1/10/26
3FGM	2 vs Detroit Mercy, 11/7/25
3FGA	4 vs Detroit Mercy, 11/7/25
FTM	2 vs Clemson, 1/10/26
FTA	3 vs Clemson, 1/10/26
Ast	1, 2x last at TCU, 12/5/25
Blk	4 vs Idaho, 12/10/25
Stl	2 vs Evansville, 12/13/25

Double Figure Scoring	1
20+ Point Games	0
Double-Figure Rebounds	0
Double-Doubles	0

Career Highs

Pts	10 vs Detroit Mercy, 11/7/25
Rebs	6 vs Clemson, 1/10/26
FGM	4 vs Detroit Mercy, 11/7/25
FGA	8 vs Clemson, 1/10/26
3FGM	2 vs Detroit Mercy, 11/7/25
3FGA	4 vs Detroit Mercy, 11/7/25
FTM	2 vs Clemson, 1/10/26
FTA	3 vs Clemson, 1/10/26
Ast	1, 2x last at TCU, 12/5/25
Blk	4 vs Idaho, 12/10/25
Stl	2 vs Evansville, 12/13/25

Double Figure Scoring	1
20+ Point Games	0
Double-Figure Rebounds	0
Double-Doubles	0

2025-26 GAME-BY-GAME

Opponent	Date	GS	MIN	Total		3-Pointers		Free throws		Rebounds				PF	A	TO	BLK	STL	PTS	AVG
				FG-FGA	PCT	3FG-3FGA	PCT	FT-FTA	PCT	OFF	DEF	TOT	AVG							
LIU	11/03/2025		06:20	0-1	.000	0-1	.000	1-2	.500	0	2	2	2.0	2	1	0	0	0	1	1.0
Detroit Mercy	11/07/2025		14:32	4-6	.667	2-4	.500	0-0	.000	1	3	4	3.0	3	0	1	1	0	10	5.5
Eastern Ill.	11/11/2025		02:46	0-0	.000	0-0	.000	0-0	.000	0	0	0	2.0	0	0	0	0	0	0	3.7
at Ohio St.	11/16/2025		07:12	0-0	.000	0-0	.000	0-0	.000	0	2	2	2.0	0	0	0	0	0	0	2.8
Bellarmino	11/19/2025		13:02	2-3	.667	0-1	.000	0-0	.000	1	2	3	2.2	3	0	1	0	0	4	3.0
vs Kansas	11/24/2025		04:22	0-0	.000	0-0	.000	0-0	.000	0	0	0	1.8	0	0	0	0	0	0	2.5
vs Rutgers	11/25/2025		03:25	1-3	.333	1-2	.500	0-0	.000	1	0	1	1.7	0	0	0	0	0	3	2.6
Missouri	12/02/2025		07:58	1-2	.500	1-1	1.000	0-0	.000	0	0	0	1.5	3	0	2	1	1	3	2.6
at TCU	12/05/2025		13:24	2-5	.400	0-1	.000	0-2	.000	2	2	4	1.8	2	1	2	0	0	4	2.8
Idaho	12/10/2025		22:06	1-3	.333	0-0	.000	0-0	.000	0	4	4	2.0	1	0	0	4	0	2	2.7
Evansville	12/13/2025		18:30	1-4	.250	0-2	.000	3-3	1.000	0	1	1	1.9	5	0	2	0	2	5	2.9
Purdue Fort Wayne	12/21/2025		08:57	1-3	.333	1-2	.500	0-0	.000	0	1	1	1.8	2	0	2	0	0	3	2.9
at Stanford	12/30/2025		07:53	3-5	.600	1-1	1.000	0-0	.000	1	1	2	1.8	2	0	0	0	0	7	3.2
at California	01/02/2026		06:13	2-3	.667	1-2	.500	0-0	.000	0	1	1	1.8	3	0	0	0	0	5	3.4
Clemson	01/10/2026		19:37	2-8	.250	0-2	.000	2-3	.667	3	3	6	2.1	3	0	1	1	0	6	3.5
Totals		0	156:17	20-46	.435	7-19	.368	6-10	.600	9	22	31	2.1	29	2	11	7	3	53	3.5

Player Averages

Games Played	Minutes/ game	Points/ game	FG Pct	3FG Pct	FT Pct	Rebounds/ game	Assists/ game	Turnovers/ game	Assist/Turnover ratio	Steals/ game	Blocks/ game
15	10.4	3.5	43.5	36.8	60.0	2.1	0.1	0.7	0.2	0.2	0.5

CAREER STATS

			Field Goals		3-Point		F-Throws		Rebounds								Scoring			
SEASON TEAM	GP-GS	MIN/AVG	FG-FGA	FG%	3FG-3FGA	3FG%	FT-FTA	FT%	OFF	DEF	TOT	AVG	PF-FO	A	TO	BLK	STL	PTS	AVG	
2025-26	ND	15-0	156/10.4	20-46	.435	7-19	.368	6-10	.600	9	22	31	2.1	29-1	2	11	7	3	53	3.5
TOTAL		15-0	156/10.4	20-46	.435	7-19	.368	6-10	.600	9	22	31	2.1	29-1	2	11	7	3	53	3.5

Freshman Season [2025-26]

- Played in in 15-of-16 games, averaging 10.4 minutes off the bench.
- He's shooting 48.1% from two-point range.
- He's 45.5% from the midrange. Plus 7-10 (.700) around the rim.
- Career high 6 rebounds vs. Clemson on Jan. 10.
- Leads the team in blocks with 7.
- Scored 7 straight points for the Irish in the 2nd half at Stanford - marked his 2nd highest scoring output thus far.
- Finished with a career-high 2 steals in the win over Evansville (12/13)
- Recorded a career-high 4 blocks in the win over Idaho (12/10)
- Was a key reserve in both wins vs. Missouri (12/2) & TCU. Against Mizzou, Koehler hit a huge three halfway thru 2nd half. At TCU, he tied his season high of 4 rebounds to go with his 4 points.
- Drained a three in the win over Rutgers in Vegas.
- First collegiate double digit scoring performance in game 2 vs. Detroit Mercy. Koehler dropped 10 pts on 4-6 shooting.

Prep Career

- A consensus top-100 recruit. Finished with an ESPN national ranking of 82
- Attended Coach Shrewsberry's former high school in Cathedral.
- 2025 AP Indiana Boys Basketball All-State First Team
- 2025 IBCA Senior Supreme 15 All-State
- 2025 Indiana All-Star selection
- 2025 Midwest Challenge participant on Team Indiana
- As a senior, Koehler averaged 16.3 points, 6.6 rebounds, 3.0 assists, 2.0 steals and 2.0 blocks
- Averaged 15.5 points, 6.5 rebounds and 2.3 blocks per game in his junior season. In addition, he shot 38.6 percent (32-for-83) from beyond the arc.
- Named 2024 Indiana Junior All-Star.
- Koehler and Jalen Haralson are no strangers to each other for they were teammates on the Indy Heat 17U EYBL squad.



7

RYDER FROST
FRESHMAN | FORWARD

@ryderfrost @RyderFrost7

Height	6-7
Eligibility	Freshman
Hometown	Beverly, MA
Previous	Phillips Exeter Academy

Season Highs

Pts	15 vs LIU, 11/3/25
Rebs	3 vs Houston, 11/26/25
FGM	5 vs LIU, 11/3/25
FGA	8 vs Houston, 11/26/25
3FGM	4 vs LIU, 11/3/25
3FGA	7 vs Houston, 11/26/25
FTM	2 vs Detroit Mercy, 11/7/25
FTA	2, 2x last vs Detroit Mercy, 11/7/25
Ast	1, 2x last vs Houston, 11/26/25
Blk	
Stl	1 vs Detroit Mercy, 11/7/25

Double Figure Scoring	2
20+ Point Games	0
Double-Figure Rebounds	0
Double-Doubles	0

Career Highs

Pts	15 vs LIU, 11/3/25
Rebs	3 vs Houston, 11/26/25
FGM	5 vs LIU, 11/3/25
FGA	8 vs Houston, 11/26/25
3FGM	4 vs LIU, 11/3/25
3FGA	7 vs Houston, 11/26/25
FTM	2 vs Detroit Mercy, 11/7/25
FTA	2, 2x last vs Detroit Mercy, 11/7/25
Ast	1, 2x last vs Houston, 11/26/25
Blk	
Stl	1 vs Detroit Mercy, 11/7/25

Double Figure Scoring	2
20+ Point Games	0
Double-Figure Rebounds	0
Double-Doubles	0

2025-26 GAME-BY-GAME

Opponent	Date	GS	MIN	Total		3-Pointers		Free throws		Rebounds				PF	A	TO	BLK	STL	PTS	AVG
				FG-FGA	PCT	3FG-3FGA	PCT	FT-FTA	PCT	OFF	DEF	TOT	AVG							
LIU	11/03/2025		13:35	5-6	.833	4-5	.800	1-2	.500	1	1	2	2.0	1	1	0	0	0	15	15.0
Detroit Mercy	11/07/2025		13:08	3-6	.500	2-5	.400	2-2	1.000	0	1	1	1.5	1	0	1	0	1	10	12.5
Eastern Ill.	11/11/2025		03:33	0-1	.000	0-1	.000	0-0	.000	0	2	2	1.7	0	0	0	0	0	8.3	
at Ohio St.	11/16/2025		01:42	0-1	.000	0-1	.000	0-0	.000	0	0	0	1.3	0	0	0	0	0	6.3	
vs Kansas	11/24/2025		02:42	0-1	.000	0-1	.000	0-0	.000	0	0	0	1.0	0	0	0	0	0	5.0	
vs Rutgers	11/25/2025		00:28	0-0	.000	0-0	.000	0-0	.000	0	0	0	0.8	0	0	0	0	0	4.2	
vs Houston	11/26/2025		23:40	2-8	.250	1-7	.143	0-0	.000	1	2	3	1.1	0	1	0	0	0	5	4.3
Missouri	12/02/2025		01:14	0-2	.000	0-2	.000	0-0	.000	0	0	0	1.0	0	0	0	0	0	3.8	
at TCU	12/05/2025		00:10	0-0	.000	0-0	.000	0-0	.000	0	1	1	1.0	0	0	0	0	0	3.3	
Evansville	12/13/2025		01:57	0-1	.000	0-1	.000	0-0	.000	0	0	0	0.9	0	0	0	0	0	3.0	
Purdue Fort Wayne	12/21/2025		02:40	0-0	.000	0-0	.000	0-0	.000	0	0	0	0.8	0	0	0	0	0	2.7	
at Stanford	12/30/2025		00:17	0-0	.000	0-0	.000	0-0	.000	0	0	0	0.8	0	0	0	0	0	2.5	
Clemson	01/10/2026		04:46	0-0	.000	0-0	.000	0-0	.000	0	0	0	0.7	0	0	0	0	0	2.3	
Totals			0 69:51	10-26	.385	7-23	.304	3-4	.750	2	7	9	0.7	2	2	1	0	1	30	2.3

Player Averages

Games Played	Minutes/ game	Points/ game	FG Pct	3FG Pct	FT Pct	Rebounds/ game	Assists/ game	Turnovers/ game	Assist/Turnover ratio	Steals/ game	Blocks/ game
13	5.4	2.3	38.5	30.4	75.0	0.7	0.2	0.1	2.0	0.1	0.0

CAREER STATS

SEASON	TEAM	GP-GS	MIN/AVG	Field Goals		3-Point		F-Throws		Rebounds				Scoring	
				FG-FGA	FG%	3FG-3FGA	3FG%	FT-FTA	FT%	OFF	DEF	TOT	AVG	PF-FO	A TO BLK STL PTS AVG
2025-26	ND	13-0	70/5.4	10-26	.385	7-23	.304	3-4	.750	2	7	9	0.7	2-0	2 1 0 1 30 2.3
TOTAL		13-0	70/5.4	10-26	.385	7-23	.304	3-4	.750	2	7	9	0.7	2-0	2 1 0 1 30 2.3

Freshman Season [2025-26]

- Seen action in 13 of 16 games. Averaging 2.3 ppg on 5.4 minutes per game.

- Season best 24 minutes against #2 Houston in Vegas. Recorded 5 points, 3 rebounds, 1 assist.

- First two games = back-to-back double digit scoring games for the freshman despite not starting. Frost was a combined 8-12 from the field and 6-10 from beyond the arc.

- One of the breakout performers in game one, scoring all of his 15 points in the 2nd half. Frost didn't miss in the half, going 4-4 from deep, 5-5 from the field.

Prep Career

- Consensus top-100 recruit nationally. Ranked 79th by ESPN

- 2025 Capital Classic participant with the United States All-Stars – earned team MVP after recording 18 points behind 6-8 shooting from three.

- Finished in the top-10 17U leaders in Box Plus-Minus from AAU at 10.9.

- Landed on Paul Biancardi's 2025 top shot-makers list.

- Averaged 21.6 points, 7.7 rebounds and 3.2 assists per game in his junior season as he led Phillips Exeter to a NEPSAC Class A championship.

- Frost made nearly 44 percent of his 201 three-point attempts.

- Ultimately named the 2024 NEPSAC Class A Player of the Year.

- Played on the Under Armour Association circuit in the summer of 2024 with 17U Middlesex Magic. He shot 48.0 percent from the field (98-of-204) and 45.2 percent from three (70-of-155), averaging 15.8 points, 5.4 rebounds and 1.8 assists in 18 games.

- His 45 percent clip from three-point range led the Under Armour circuit.



10

JALEN HARALSON
FRESHMAN | GUARD

@jalen.haralson

@JalenHaralson3

Height	6-7
Eligibility	Freshman
Hometown	Anderson, IN
Previous	La Lumiere

Season Highs

Pts	21	vs Purdue Fort Wayne, 12/21/25
Rebs	9	vs Purdue Fort Wayne, 12/21/25
FGM	8, 2x	last vs Idaho, 12/10/25
FGA	16, 2x	last vs Evansville, 12/13/25
3FGM	3	vs Clemson, 1/10/26
3FGA	4	vs Clemson, 1/10/26
FTM	9	vs Purdue Fort Wayne, 12/21/25
FTA	11	vs Purdue Fort Wayne, 12/21/25
Ast	9	at TCU, 12/5/25
Blk	1, 6x	last at Cal, 1/2/26
Stl	2, 2x	last vs Evansville, 12/13/25

Double Figure Scoring	14
20+ Point Games	3
Double-Figure Rebounds	0
Double-Doubles	0

Career Highs

Pts	21	vs Purdue Fort Wayne, 12/21/25
Rebs	9	vs Purdue Fort Wayne, 12/21/25
FGM	8, 2x	last vs Idaho, 12/10/25
FGA	16, 2x	last vs Evansville, 12/13/25
3FGM	3	vs Clemson, 1/10/26
3FGA	4	vs Clemson, 1/10/26
FTM	9	vs Purdue Fort Wayne, 12/21/25
FTA	11	vs Purdue Fort Wayne, 12/21/25
Ast	9	at TCU, 12/5/25
Blk	1, 6x	last at Cal, 1/2/26
Stl	2, 2x	last vs Evasville 12/13/25

Double Figure Scoring	14
20+ Point Games	3
Double-Figure Rebounds	0
Double-Doubles	0

2025-26 GAME-BY-GAME

Opponent	Date	GS	MIN	Total		3-Pointers		Free throws		Rebounds				PF	A	TO	BLK	STL	PTS	AVG	
				FG-FGA	PCT	3FG-3FGA	PCT	FT-FTA	PCT	OFF	DEF	TOT	AVG								
LIU	11/03/2025	*	12:23	2-7	.286	0-1	.000	0-1	.000	0	3	3	3.0	1	0	4	0	0	4	4.0	
Eastern Ill.	11/11/2025		25:37	6-6	1.000	0-0	.000	5-6	.833	1	4	5	4.0	3	3	2	0	1	17	10.5	
at Ohio St.	11/16/2025		26:18	5-10	.500	0-0	.000	3-3	1.000	0	2	2	3.3	3	3	3	1	2	13	11.3	
Bellarmino	11/19/2025	*	29:57	6-12	.500	0-2	.000	4-9	.444	3	1	4	3.5	2	5	1	0	0	16	12.5	
vs Kansas	11/24/2025	*	24:54	5-14	.357	0-2	.000	3-5	.600	3	2	5	3.8	3	1	1	1	0	13	12.6	
vs Rutgers	11/25/2025	*	28:31	6-12	.500	0-0	.000	3-4	.750	0	1	1	3.3	4	1	1	0	1	15	13.0	
vs Houston	11/26/2025	*	22:19	4-8	.500	0-1	.000	6-8	.750	1	1	2	3.1	0	0	1	1	0	14	13.1	
Missouri	12/02/2025	*	21:30	5-7	.714	0-0	.000	3-4	.750	1	3	4	3.3	5	2	2	0	1	13	13.1	
at TCU	12/05/2025	*	37:56	8-12	.667	0-1	.000	4-7	.571	1	4	5	3.4	3	9	5	1	0	20	13.9	
Idaho	12/10/2025	*	25:18	8-16	.500	0-0	.000	4-7	.571	1	1	2	3.3	2	2	2	0	0	20	14.5	
Evansville	12/13/2025	*	19:02	4-16	.250	0-1	.000	2-3	.667	1	1	2	3.2	0	3	2	0	2	10	14.1	
Purdue Fort Wayne	12/21/2025	*	27:08	6-13	.462	0-0	.000	9-11	.818	5	4	9	3.7	1	4	6	1	0	21	14.7	
at Stanford	12/30/2025	*	29:51	5-14	.357	0-2	.000	3-8	.375	1	3	4	3.7	1	0	8	0	0	13	14.5	
at California	01/02/2026	*	30:37	5-9	.556	2-3	.667	5-10	.500	1	3	4	3.7	1	4	2	1	0	17	14.7	
Clemson	01/10/2026	*	26:48	6-11	.545	3-4	.750	3-5	.600	0	0	0	3.5	3	0	2	0	0	18	14.9	
Totals			13	388:09	81-167	.485	5-17	.294	57-91	.626	19	33	52	3.5	32	37	42	6	7	224	14.9

Player Averages

Games Played	Minutes/ game	Points/ game	FG Pct	3FG Pct	FT Pct	Rebounds/ game	Assists/ game	Turnovers/ game	Assist/Turnover ratio	Steals/ game	Blocks/ game
15	25.9	14.9	48.5	29.4	62.6	3.5	2.5	2.8	0.9	0.5	0.4

CAREER STATS

SEASON TEAM	GP-GS	MIN/AVG	Field Goals		3-Point		F-Throws		Rebounds				Scoring	
			FG-FGA	FG%	3FG-3FGA	3FG%	FT-FTA	FT%	OFF	DEF	TOT	AVG	PF-FO	A
2025-26 ND	15-13	388/25.9	81-167	.485	5-17	.294	57-91	.626	19	33	52	3.5	32-1	37
TOTAL	15-13	388/25.9	81-167	.485	5-17	.294	57-91	.626	19	33	52	3.5	32-1	37

Freshman Season [2025-26]

- 13 starts, 15 games played, averaging 25.9 minutes. Missed game 2 due to concussion protocol.

- Currently ranks 5th amonst ACC freshmen in scoring at 14.9 ppg.

- Offense runs through Jalen - 14 straight games in double figures.

- Averaging 16.0 ppg in ACC play - shooting 47.1% from the field and 5-9 (.556) from three.

- Went his first 13 games without a three but has since gone 5-7 from beyond the arc over the last 2 games.

- **Starting Hot - First 10 minutes of both Cal and Clemson - a combined 8-9 from the field for 21 points.**

- Vs. Clemson on Jan. 10 - scored 11 of the team's first 17 points. Finished with a team high 18 points.

- Scored the first 10 points of the game at Cal, which included draining his first two threes of his career. Finished with 17 points.

- Converting 66.2% from within 4.5 feet.

- Shooting 50.7% overall from 2-point range.

- Leads the team in FT attempts, averaging 6.1 per game.

- Haralson was CLUTCH at TCU, hitting the game-tying fadeaway shot with three seconds left to send it to overtime. He finished 8-12 from the floor for a career best 20 points; plus 5 rebounds and a career best 9 assists. ND players to match those marks in a game in last 30 seasons: Jerian Grant in 2015 / Chris Thomas x3 (twice in 2002 and once in 2005).

- Game prior, he ignited a great 2nd half start in win over Missouri, scoring 7 of the team's first 9 points. Ultimately finished with 13 points on 5-7 shooting.

- Averaged second most points in Vegas with 14.0 ppg. Haralson was 15-34 (.441) from the field.

- Bounced back in game 3 in impressive fashion, earning Coach Shrews' Fight Night Belt. Haralson dropped 17 points, with 13 coming in the 2nd half. Haralson was a perfect 6-6 from the field.

Prep Career

- Highest-rated prospect to commit to the Irish in the modern history of the program.

- A consensus five-star recruit and the top-ranked prospect in the state of Indiana. Finished with a top-20 recruit ranking by both ESPN and 247 Sports

- Became the 20th McDonald's All-American Game participant in program history and the first in the Shrewsberry Era

- 2025 Midwest Challenge – Team Indiana

- 2025 Naismith Midseason Team

- Averaged 21.2 points and 7.3 rebounds with the Indy Heat on the Nike EYBL circuit in the spring of 2024. He then followed that up with 16.6 ppg at the Nike Peach Jam in July

- Spent his first two years at Fishers High where he averaged 19.7 points, 6.2 rebounds and 2.7 assists in that time.

USA Basketball

- Member of the 2025 USA Men's Nike Hoop Summit team that defeated the World Select team 124-114 in OT

- Represented USA at the FIBA U17 World Cup in the summer of 2024. He averaged 11.1 points and 4.0 rebounds in seven games as the team ultimately won the gold medal.



11

BRAEDEN SHREWSBERRY

JUNIOR | GUARD

@braedenshrewsberry

@BraedenShrews

Height	6-4
Eligibility	Junior
Hometown	Granger, IN
Previous	State College Area High

Season Highs

Pts	26	vs Evansville, 12/13/25
Rebs	5, 2x	last at Cal, 1/2/26
FGM	9	vs Evansville, 12/13/25
FGA	17	at Cal, 1/2/26
3FGM	8	vs Evansville, 12/13/25
3FGA	12	at Cal, 12/2/26
FTM	6	at Cal, 1/2/26
FTA	6	at Cal, 1/2/26
Ast	4	at TCU, 12/5/25
Blk	1, 3x	last at Stanford, 12/30/25
Stl	1, 4x	last vs Idaho, 12/10/25

Double Figure Scoring	10
20+ Point Games	2
Double-Figure Rebounds	0
Double-Doubles	0

Career Highs

Pts	26	vs Evansville, 12/13/25
Rebs	7	at Florida St, 2/4/25
FGM	9	vs Evansville, 12/13/25
FGA	20	vs Rutgers, 11/26/24
3FGM	8	vs Evansville, 12/13/25
3FGA	13, 2x	last vs Houston, 11/27/24
FTM	6, 2x	last at Cal, 1/2/26
FTA	6, 2x	last at Cal, 1/2/26
Ast	4, 3x	last at TCU, 12/5/25
Blk	1, 8x	last at Stanford, 12/30/25
Stl	3, 2x	last vs Virginia Tech, 2/8/25

Double Figure Scoring	48
20+ Point Games	9
Double-Figure Rebounds	0
Double-Doubles	0

2024-25 GAME-BY-GAME

Opponent	Date	GS	MIN	Total		3-Pointers		Free throws		Rebounds				PF	A	TO	BLK	STL	PTS	AVG	
				FG-FGA	PCT	3FG-3FGA	PCT	FT-FTA	PCT	OFF	DEF	TOT	AVG								
LIU	11/03/2025	*	18:29	1-4	.250	0-2	.000	0-0	.000	0	0	0	0.0	1	3	1	0	1	2	2.0	
Detroit Mercy	11/07/2025	*	28:50	5-8	.625	5-8	.625	4-4	1.000	0	3	3	1.5	0	3	0	0	1	19	10.5	
Eastern Ill.	11/11/2025	*	29:31	6-9	.667	6-8	.750	0-0	.000	0	2	2	1.7	0	2	0	0	0	18	13.0	
at Ohio St.	11/16/2025	*	32:11	4-7	.571	2-3	.667	1-2	.500	0	4	4	2.3	1	0	2	0	1	11	12.5	
Bellarmine	11/19/2025	*	28:56	2-5	.400	2-5	.400	1-2	.500	0	4	4	2.6	3	0	1	1	0	7	11.4	
vs Kansas	11/24/2025	*	33:39	3-9	.333	3-9	.333	0-0	.000	0	2	2	2.5	1	1	0	0	0	9	11.0	
vs Rutgers	11/25/2025	*	33:03	5-11	.455	3-6	.500	0-0	.000	0	2	2	2.4	1	1	1	0	0	13	11.3	
vs Houston	11/26/2025	*	19:50	0-4	.000	0-4	.000	0-0	.000	0	2	2	2.4	2	0	0	0	0	0	9.9	
Missouri	12/02/2025	*	35:28	3-9	.333	3-9	.333	2-2	1.000	0	3	3	2.4	1	1	0	0	0	11	10.0	
at TCU	12/05/2025	*	37:52	5-10	.500	3-7	.429	2-4	.500	0	5	5	2.7	1	4	2	0	0	15	10.5	
Idaho	12/10/2025	*	28:57	5-9	.556	4-7	.571	0-0	.000	0	2	2	2.6	1	2	1	0	1	14	10.8	
Evansville	12/13/2025	*	31:39	9-12	.750	8-10	.800	0-0	.000	0	2	2	2.6	1	0	1	0	0	26	12.1	
Purdue Fort Wayne	12/21/2025	*	34:53	4-11	.364	3-8	.375	2-2	1.000	0	3	3	2.6	3	1	1	1	0	13	12.2	
at Stanford	12/30/2025	*	30:27	0-8	.000	0-5	.000	0-1	.000	0	3	3	2.6	0	1	0	1	0	0	11.3	
at California	01/02/2026	*	30:47	5-17	.294	5-12	.417	6-6	1.000	1	4	5	2.8	2	1	0	0	0	21	11.9	
Clemson	01/10/2026	*	32:28	2-7	.286	1-4	.250	0-0	.000	0	1	1	2.7	1	1	3	0	0	5	11.5	
Totals			16	486:60	59-140	.421	48-107	.449	18-23	.783	1	42	43	2.7	19	21	13	3	4	184	11.5

Player Averages

Games Played	Minutes/ game	Points/ game	FG Pct	3FG Pct	FT Pct	Rebounds/ game	Assists/ game	Turnovers/ game	Assist/Turnover ratio	Steals/ game	Blocks/ game
16	30.4	11.5	42.1	44.9	78.3	2.7	1.3	0.8	1.6	0.3	0.2

CAREER STATS

			Field Goals		3-Point		F-Throws		Rebounds				Scoring								
SEASON TEAM	GP-GS	MIN/AVG	FG-FGA	FG%	3FG-3FGA	3FG%	FT-FTA	FT%	OFF	DEF	TOT	AVG	PF-FO	A	TO	BLK	STL	PTS	AVG		
2023-24	ND	33-15	934/28.3	.115	289	.398	78-210	.371	28-34	.824	4	78	82	2.5	31-0	29	38	1	16	336	10.2
2024-25	ND	26-26	900/34.6	.129	312	.413	72-195	.369	34-41	.829	10	69	79	3.0	32-1	42	31	4	15	364	14.0
2025-26	ND	16-16	487/30.4	.59	140	.421	48-107	.449	18-23	.783	1	42	43	2.7	19-0	21	13	3	4	184	11.5
TOTAL	75-57	2321/30.9	303-741	.409	198-512	.387	80-98	.816	15	189	204	2.7	82-1	92	82	8	35	884	11.8		

Awards

2023-24

- ACC Rookie of the Week (Jan. 15, 2024)

Junior Season (2025-26)

- Started in all 16 games, averaging 30.4 min.

- Braeden is 44.9% from three - 1st in the ACC/21st in the nation. He's converting 3.0 made threes per game - 3rd in ACC/41st in nation.

- He's 2 triples away from 200 in his career. Would be the 14th person all-time to reach 200.

- Shooting 50.0% from corner threes.

- Big 2nd half at Cal - dropped 16 of his 21 points, converting 4-9 from three. Career best 6-6 day from the stripe.

- Had the 5th best 3PT FG% in the month of December for anyone with at least 20 made threes -- 51.2%.

- Had a career-day in the win over Evansville (12/13) with a career-high 26 points on a career-best 8-of-10 shooting from three. **His 8 made triples tied for the 7th most in a game all-time in program history.**

- Went 3-9 from three in the win over Mizzou, followed that up with a 3-7 effort in win at TCU. Braeden posted back-to-back games in double figures with 11 & 15 points, respectively.

- Averaged 7.3 points in Vegas.

- Went 6-8 from three in win over EIU, totaling 18 pts. Was 5-6 from three in the 2nd half.

- Team high 19 points in win over Detroit Mercy. Got hot from three, draining 5-8.

Sophomore Season (2024-25)

- Missed the last 7 games of the season recovering from a lower-abdomen injury.

- Averaged 14.0 ppg, up from last year's 10.2. He shot 41.3%, up from last year's 39.8%.

- 2.8 threes/game (3rd in ACC), converting 36.9% from deep (3rd). Higher three ball numbers in ACC Play -- 2.9 threes/game (3rd in ACC) while hitting 40.0% from deep (5th).

- Shrewsberry's sweet spot? Corner threes -- he was 45.5% (15-for-33).

- Converted 48.7% from two-point range. He shot 43.2% from midrange 2s, 44.9% from the paint and he's 16-24 from around the rim.

- Bounced back after 0-point game vs. VT with three strong performances before his injury. Braeden averaged 16.3 ppg in that span on 16-39 shooting (.410), plus 11-24 (.458) from three.

- Braeden's three with 5:23 left kicked off a 13-0 run vs. Georgia Tech on Jan. 28. He also sealed the 71-68 victory with 3 critical free throws with less than 12 seconds left.

- Played hero in 69-64 win over Syracuse on Dec. 7. Tied his career high with 25 points on 6-11 shooting from three. Shrewsberry was clutch late, hitting a three with 3:27 left to put the Irish up 63-60, and again at 2:11 to push the Irish ahead 67-62.



12

GARRETT SUNDRA

SOPHOMORE | FORWARD

	@garrettsundra		@GarrettSundra
Height	6-11		
Eligibility	Sophomore		
Hometown	Ashburn, VA		
Previous	Paul VI Catholic		

Season Highs

Pts	9	vs Detroit Mercy, 11/7/25
Rebs	5, 4x	last vs Purdue Fort Wayne, 12/21/25
FGM	4	vs Detroit Mercy, 11/7/25
FGA	6, 3x	last at Stanford, 12/30/25
3FGM	2, 2x	last at Stanford, 12/30/25
3FGA	4	vs Missouri, 12/2/25
FTM	1	vs Purdue Fort Wayne, 12/21/25
FTA	2	vs Purdue Fort Wayne, 12/21/25
Ast	2, 2x	last at Stanford, 12/30/25
Blk	1, 5x	last vs Clemson, 1/10/26
Stl	1, 2x	last at Ohio St, 11/16/25

Double Figure Scoring	0
20+ Point Games	0
Double-Figure Rebounds	0
Double-Doubles	0

Career Highs

Pts	11, 2x	last vs SMU, 2/19/25
Rebs	8	vs Le Moyne, 12/22/24
FGM	4, 2x	last vs Detroit Mercy, 11/7/25
FGA	6, 3x	last at Stanford, 12/30/25
3FGM	3	vs Creighton, 11/30/24
3FGA	4	vs Creighton, 11/30/24
FTM	3, 2x	last vs SMU, 2/19/25
FTA	3, 2x	last vs SMU, 2/19/25
Ast	2, 3x	last at Stanford 12/30/25
Blk	1, 8x	last vs Clemson, 1/10/26
Stl	2	at Florida St, 2/4/25

Double Figure Scoring	2
20+ Point Games	0
Double-Figure Rebounds	0
Double-Doubles	0

2024-25 GAME-BY-GAME

Opponent	Date	GS	MIN	Total		3-Pointers		Free throws		Rebounds				PF	A	TO	BLK	STL	PTS	AVG
				FG-FGA	PCT	3FG-3FGA	PCT	FT-FTA	PCT	OFF	DEF	TOT	AVG							
LIU	11/03/2025	*	19:59	2-4	.500	1-3	.333	0-0	.000	1	1	2	2.0	4	0	1	0	1	5	5.0
Detroit Mercy	11/07/2025	*	19:43	4-6	.667	1-2	.500	0-0	.000	1	4	5	3.5	0	1	0	0	0	9	7.0
Eastern Ill.	11/11/2025	*	15:21	2-2	1.000	1-1	1.000	0-0	.000	2	3	5	4.0	2	0	0	0	0	5	6.3
at Ohio St.	11/16/2025	*	20:16	2-3	.667	1-2	.500	0-0	.000	0	2	2	3.5	4	0	0	0	1	5	6.0
Bellarmine	11/19/2025	*	09:43	0-0	.000	0-0	.000	0-0	.000	1	0	1	3.0	2	0	2	0	0	0	4.8
vs Kansas	11/24/2025	*	22:50	1-6	.167	0-2	.000	0-0	.000	2	1	3	3.0	1	0	0	1	0	2	4.3
vs Rutgers	11/25/2025		17:12	2-5	.400	1-2	.500	0-1	.000	1	3	4	3.1	2	0	0	1	0	5	4.4
vs Houston	11/26/2025	*	06:46	0-4	.000	0-2	.000	0-0	.000	0	1	1	2.9	0	0	0	0	0	0	3.9
Missouri	12/02/2025	*	21:36	1-5	.200	0-4	.000	0-0	.000	0	4	4	3.0	1	1	1	0	0	2	3.7
at TCU	12/05/2025	*	23:04	2-2	1.000	2-2	1.000	0-0	.000	2	3	5	3.2	1	2	3	0	0	6	3.9
Idaho	12/10/2025	*	18:56	1-1	1.000	0-0	.000	0-0	.000	1	3	4	3.3	0	1	0	0	0	2	3.7
Evansville	12/13/2025	*	22:17	2-3	.667	2-3	.667	1-2	.500	2	2	4	3.3	0	0	0	0	0	7	4.0
Purdue Fort Wayne	12/21/2025	*	25:18	2-5	.400	0-3	.000	1-2	.500	1	4	5	3.5	0	0	0	1	0	5	4.1
at Stanford	12/30/2025	*	31:43	3-6	.500	2-3	.667	0-0	.000	2	2	4	3.5	2	2	0	1	0	8	4.4
at California	01/02/2026	*	21:37	0-3	.000	0-3	.000	0-0	.000	0	3	3	3.5	2	0	0	0	0	0	4.1
Clemson	01/10/2026	*	13:12	0-2	.000	0-2	.000	0-0	.000	0	2	2	3.4	2	1	2	1	0	0	3.8
Totals		15	309:33	24-57	.421	11-34	.324	2-5	.400	16	38	54	3.4	23	8	9	5	2	61	3.8

Player Averages

Games Played	Minutes/game	Points/game	FG Pct	3FG Pct	FT Pct	Rebounds/game	Assists/game	Turnovers/game	Assist/Turnover ratio	Steals/game	Blocks/game
16	19.3	3.8	42.1	32.4	40.0	3.4	0.5	0.6	0.9	0.1	0.3

CAREER STATS

			Field Goals		3-Point		F-Throws		Rebounds								Scoring			
SEASON	TEAM	GP-GS	MIN/AVG	FG-FGA	FG%	3FG-3FGA	3FG%	FT-FTA	FT%	OFF	DEF	TOT	AVG	PF-FO	A	TO	BLK	STL	PTS	AVG
2024-25	ND	21-0	195/9.3	16-31	.516	8-20	.400	9-11	.818	11	21	32	1.5	19-0	7	8	3	4	49	2.3
2025-26	ND	16-15	310/19.3	24-57	.421	11-34	.324	2-5	.400	16	38	54	3.4	23-0	8	9	5	2	61	3.8
TOTAL		37-15	505/13.6	40-88	.455	19-54	.352	11-16	.688	27	59	86	2.3	42-0	15	17	8	6	110	3.0

Sophomore Season [2025-26]

- Started in 15 of 16 games, averaging 19.3 minutes (10 more mpg than last season).
- He's 10-26 (385) from Above Break 3's.
- Shooting 56.5% overall from two.
- 2 clutch threes in the final six minutes of the win at Stanford. With the Cardinal pulling within four late, Sundra converts back-to-back treys to keep them at bay.
- Season high 9 points on 4-6 shooting in win over Detroit Mercy (11/7).
- Went 2-2 from three to record 6 points, 5 rebounds, 2 assists in the TCU win.
- Coach has praised his dependability in the starting lineup and to stretch the floor.

Freshman Season [2024-25]

- Saw action in 21-of-33 games & averaged 9.3 min.
- Averaged 2.3 points and 1.5 rebounds.
- Shot 53.3 percent from the field overall.
- Converted 72.7 percent from two-point range.
- Sundra was 8-20 (.400) from three.
- Tied his career high of 11 points vs. SMU on Feb. 19. Sundra shot 3-4 overall, 2-3 from deep and 3-3 from the FT line.
- Came off the bench vs. Le Moyne (12/22) and grabbed a career high 8 rebounds.
- Played his first significant minutes against #21/19 Creighton and Sundra delivered. He recorded his first double-digit scoring effort with 11 points on 4-for-5 shooting (3-for-4 from three).

Prep Career

Ranked 131st nationally by 247 Sports. ESPN has Sundra ranked 29th in his position and sixth overall in the state of Virginia.

Key contributor on a loaded Paul VI Catholic squad. In his senior year, Sundra captained a Panthers squad who achieved a 35-3 overall record and No. 1 ranking by MaxPreps.

Averaged 8.3 points, 6.8 rebounds, 2.3 assists and 2.0 steals per game.

As a junior, he helped Paul VI Catholic go 31-4 en route to a state title.

Competed on the Nike EYBL Circuit on Team Takeover. Won back-to-back Peach Jam championships.

Sundra showed off his touch in and around the paint on the EYBL Circuit, shooting 36-of-54 from two.

A four-star prospect by ESPN and top-100 overall recruit, Sundra ranked fifth in his state and 20th at his position.

He is the first Notre Dame scholarship player from the Commonwealth of Virginia.



13

SIR MOHAMMED

SOPHOMORE | GUARD

	@sirmohammed13		@thesirmohammed
Height	6-6		
Eligibility	Sophomore		
Hometown	Charlotte, NC		

Season Highs

Pts	21	vs Evansville, 12/13/25
Rebs	6, 2x	last at Stanford, 12/30/25
FGM	8	vs Evansville, 12/13/25
FGA	12	vs Evansville, 12/13/25
3FGM	2	vs Idaho, 12/10/25
3FGA	3	vs Eastern Illinois, 11/11/25
FTM	2, 2x	vs Detroit Mercy, 11/7/25
FTA	4, 2x	vs Detroit Mercy, 11/7/25
Ast	6	vs Detroit Mercy, 11/7/25
Blk	1	at TCU, 12/5/25
Stl	2, 2x	last vs Kansas, 11/24/25

Double Figure Scoring	2
20+ Point Games	1
Double-Figure Rebounds	0
Double-Doubles	0

Career Highs

Pts	21	vs Evansville, 12/13/25
Rebs	6, 3x	last at Stanford, 12/30/25
FGM	8	vs Evansville, 12/13/25
FGA	12	vs Evansville, 12/13/25
3FGM	2, 2x	last vs Idaho, 12/10/25
3FGA	4	at Duke, 1/11/25
FTM	2, 3x	last vs Detroit Mercy, 11/7/25
FTA	4, 3x	last vs Detroit Mercy, 11/7/25
Ast	6	vs Detroit Mercy, 11/7/25
Blk	1, 4x	last at TCU, 12/5/25
Stl	3	at Syracuse, 1/18/25

Double Figure Scoring	3
20+ Point Games	1
Double-Figure Rebounds	0
Double-Doubles	0

2024-25 GAME-BY-GAME

Opponent	Date	GS	MIN	Total		3-Pointers		Free throws		Rebounds				PF	A	TO	BLK	STL	PTS	AVG
				FG-FGA	PCT	3FG-3FGA	PCT	FT-FTA	PCT	OFF	DEF	TOT	AVG							
LIU	11/03/2025		16:45	1-3	.333	1-2	.500	2-4	.500	0	1	1	1.0	2	1	3	0	1	5	5.0
Detroit Mercy	11/07/2025	*	22:58	4-9	.444	0-1	.000	2-4	.500	2	4	6	3.5	1	6	2	0	0	10	7.5
Eastern Ill.	11/11/2025	*	26:11	2-6	.333	0-3	.000	0-1	.000	2	3	5	4.0	2	2	1	0	0	4	6.3
at Ohio St.	11/16/2025	*	24:34	4-8	.500	0-2	.000	0-3	.000	0	2	2	3.5	3	2	1	0	0	8	6.8
Bellarmino	11/19/2025		17:43	0-1	.000	0-0	.000	0-0	.000	0	0	0	2.8	3	0	1	0	2	0	5.4
vs Kansas	11/24/2025		13:57	2-6	.333	0-1	.000	0-0	.000	1	4	5	3.2	0	0	0	0	2	4	5.2
vs Rutgers	11/25/2025	*	23:01	2-2	1.000	0-0	.000	2-2	1.000	1	3	4	3.3	0	3	5	0	1	6	5.3
vs Houston	11/26/2025		04:46	0-1	.000	0-0	.000	0-0	.000	0	1	1	3.0	1	0	1	0	0	0	4.6
Missouri	12/02/2025		08:37	1-3	.333	0-2	.000	0-0	.000	0	1	1	2.8	1	0	2	0	0	2	4.3
at TCU	12/05/2025		10:09	0-3	.000	0-1	.000	0-0	.000	0	1	1	2.6	2	1	0	1	0	0	3.9
Idaho	12/10/2025		14:42	2-7	.286	2-2	1.000	0-0	.000	0	2	2	2.5	0	1	1	0	0	6	4.1
Evansville	12/13/2025		22:05	8-12	.667	2-3	.667	3-4	.750	0	2	2	2.5	1	3	3	0	3	21	5.5
Purdue Fort Wayne	12/21/2025		10:07	1-4	.250	0-1	.000	0-0	.000	1	3	4	2.6	2	0	2	0	0	2	5.2
at Stanford	12/30/2025		10:09	0-5	.000	0-0	.000	0-0	.000	1	5	6	2.9	2	0	2	0	0	0	4.9
at California	01/02/2026		08:48	1-3	.333	0-1	.000	0-2	.000	1	0	1	2.7	1	1	1	0	0	2	4.7
Clemson	01/10/2026		05:46	0-1	.000	0-1	.000	0-0	.000	0	0	0	2.6	0	0	2	0	0	0	4.4
Totals		4	240:18	28-74	.378	5-20	.250	9-20	.450	9	32	41	2.6	21	20	27	1	9	70	4.4

Player Averages

Games Played	Minutes/game	Points/game	FG Pct	3FG Pct	FT Pct	Rebounds/game	Assists/game	Turnovers/game	Assist/Turnover ratio	Steals/game	Blocks/game
16	15.0	4.4	37.8	25.0	45.0	2.6	1.3	1.7	0.7	0.6	0.1

CAREER STATS

				Field Goals		3-Point		F-Throws		Rebounds								Scoring		
SEASON	TEAM	GP-GS	MIN/AVG	FG-FGA	FG%	3FG-3FGA	3FG%	FT-FTA	FT%	OFF	DEF	TOT	AVG	PF-FO	A	TO	BLK	STL	PTS	AVG
2024-25	ND	23-8	304/13.2	29-76	.382	5-29	.172	8-20	.400	20	23	43	1.9	25-0	23	24	3	13	71	3.1
2025-26	ND	16-4	240/15.0	28-74	.378	5-20	.250	9-20	.450	9	32	41	2.6	21-0	20	27	1	9	70	4.4
TOTAL		39-12	545/14.0	57-150	.380	10-49	.204	17-40	.425	29	55	84	2.2	46-0	43	51	4	22	141	3.6

Sophomore Season (2025-26)

- Seen action in all 16 games, plus 4 starts, averaging 15.0 minutes.
- Shooting 50.0% (11-22) in the paint.
- Tied his career high of six boards at Stanford (12/30).
- Posted an impressive career-high 21 points in the win over Evansville (12/13) on a career-best 8-12 shooting
- Attacked the paint at Ohio St (11/16), going 4-8 from the floor for 8 points.
- Was Coach's 'Fight Night' champ of game 2 - 10 points, a career high tying 6 rebounds & a new career best of 6 assists. Was just his 2nd career game in double figures.
- Coach Shrews has praised Sir's passing ability and it being a major reason he recruited him to Notre Dame.

Freshman Season (2024-25)

- Played in 23-of-33 gameees overall & averaged 13.2 minutes.
- On November 18, Sir Mohammed underwent successful surgery performed by Dr. Brian Ratigan for a lower-body injury. On Dec. 31 at Georgia Tech, he made his return.
- Started in 8 games. Shot 12-22 from two-point range in those games.
- Shot 51.1% from two-point range overall.
- Small sample size, but Sir was 14-19 (.737) from around the rim and drained 44.4% from the midrange.
- Was 3-5 from two and totaled 8 points vs. SMU on Feb. 19.
- Had his highest point total since Duke with 7 points vs. Louisville (Feb. 16) on 3-5 shooting.
- Sir had a great game at #4 Duke – earning his first double-digit scoring performance of his collegiate career with 11 points on 4-7 shooting.

Prep Career

- Ranked 43rd in the country by 247 Sports and 57th by ESPN. Part of three-player recruiting class that ranked 19th in the country by ESPN.
- Averaged 13.5 points, 6.5 rebounds, 5.0 assists and 2.3 steals in 20.5 minutes over 24 games as a senior.
- Led Myers Park to a 27-3 overall record with a 10-0 mark in conference play.
- 2024 Second-Team All-State // 2023 Second-Team All-State
- Shot 53 percent from the field, 38 percent from 3 and 62 percent from the free-throw line.
- Led Myers Park High to a 28-4 record, a national ranking and a 4A State championship title as a junior (first state championship game for Myers Park in more than 60 years).
- Averaged 13.5 points, 5.3 rebounds 4.9 assists and 1.9 steals.
- Played for Team Curry 17U on the Under Armour Next Circuit where he averaged 8.4 points and 4.3 assists in the summer of 2023.
- Son of former NBA power forward Nazr Mohammed



14

KEBBA NJIE

SENIOR | FORWARD

@_kebba	@_kebbanjie
Height	6-10
Eligibility	Senior
Hometown	Centerville, OH

Season Highs

Pts	8 vs LIU, 11/3/25
Rebs	10 vs Evansville, 12/13/25
FGM	2, 4x last at Stanford, 12/30/25
FGA	4 vs Detroit Mercy, 11/7/25
3FGM	
3FGA	
FTM	4, 2x last vs Bellarmine, 11/19/25
FTA	5 vs Evansville, 12/13/25
Ast	1, 2x last vs Idaho, 12/10/25
Blk	2 at Stanford, 12/30/25
Stl	

Double Figure Scoring	0
20+ Point Games	0
Double-Figure Rebounds	0
Double-Doubles	0

Career Highs

Pts	12, 2x last vs Buffalo, 11/11/24
Rebs	12 at Boston College, 2/12/25
FGM	5, 3x last at Wake Forest, 3/1/25
FGA	8, 2x last at Wake Forest, 3/1/25
3FGM	1, 9x last at Miami, 2/1/25
3FGA	3 at Wake Forest, 3/1/25
FTM	9 vs. Georgia Tech, 3/12/24
FTA	10 vs. Georgia Tech, 3/12/24
Ast	2, 10x last vs Cal, 3/8/25
Blk	4 vs Quinnipiac, 12/22/22
Stl	3 vs Boston College, 1/13/2

Double Figure Scoring	8
20+ Point Games	0
Double-Figure Rebounds	5
Double-Doubles	1

2024-25 GAME-BY-GAME

Opponent	Date	GS	MIN	Total		3-Pointers		Free throws		Rebounds				PF	A	TO	BLK	STL	PTS	AVG
				FG-FGA	PCT	3FG-3FGA	PCT	FT-FTA	PCT	OFF	DEF	TOT	AVG							
LIU	11/03/2025		11:26	2-3	.667	0-0	.000	4-4	1.000	3	1	4	4.0	3	0	0	0	0	8	8.0
Detroit Mercy	11/07/2025		14:56	2-4	.500	0-0	.000	2-3	.667	1	5	6	5.0	3	0	1	0	0	6	7.0
Eastern Ill.	11/11/2025		09:12	1-1	1.000	0-0	.000	1-2	.500	1	3	4	4.7	1	0	3	0	0	3	5.7
at Ohio St.	11/16/2025		10:53	1-2	.500	0-1	.000	0-0	.000	1	2	3	4.3	2	0	0	0	0	2	4.8
Bellarmine	11/19/2025		07:35	0-1	.000	0-0	.000	4-4	1.000	0	2	2	3.8	1	0	1	0	0	4	4.6
vs Kansas	11/24/2025		10:53	0-0	.000	0-0	.000	2-2	1.000	0	3	3	3.7	2	0	1	0	0	2	4.2
vs Rutgers	11/25/2025		14:12	0-0	.000	0-0	.000	0-0	.000	0	3	3	3.6	1	0	1	0	0	0	3.6
vs Houston	11/26/2025		14:34	1-1	1.000	0-0	.000	0-1	.000	0	1	1	3.3	2	1	0	0	0	2	3.4
Missouri	12/02/2025		17:39	2-2	1.000	0-0	.000	2-4	.500	0	0	0	2.9	2	0	0	1	0	6	3.7
at TCU	12/05/2025		11:42	0-0	.000	0-0	.000	0-0	.000	0	3	3	2.9	1	0	0	0	0	0	3.3
Idaho	12/10/2025		07:29	0-1	.000	0-0	.000	0-0	.000	1	2	3	2.9	1	1	0	0	0	0	3.0
Evansville	12/13/2025		16:36	0-0	.000	0-0	.000	3-5	.600	2	8	10	3.5	3	1	1	0	1	3	3.0
Purdue Fort Wayne	12/21/2025		07:51	0-0	.000	0-0	.000	0-0	.000	0	2	2	3.4	1	0	1	0	0	0	2.8
at Stanford	12/30/2025		16:43	2-2	1.000	0-0	.000	0-0	.000	1	8	9	3.8	1	0	0	2	0	4	2.9
at California	01/02/2026		12:11	0-1	.000	0-0	.000	0-0	.000	0	1	1	3.6	3	0	1	0	0	0	2.7
Clemson	01/10/2026		09:52	1-1	1.000	0-0	.000	0-0	.000	0	3	3	3.6	4	0	1	0	0	2	2.6
Totals		0	193:44	12-19	.632	0-1	.000	18-25	.720	10	47	57	3.6	31	3	11	4	1	42	2.6

Player Averages

Games Played	Minutes/game	Points/game	FG Pct	3FG Pct	FT Pct	Rebounds/game	Assists/game	Turnovers/game	Assist/Turnover ratio	Steals/game	Blocks/game
16	12.1	2.6	63.2	0.0	72.0	3.6	0.2	0.7	0.3	0.1	0.3

Senior Season (2025-26)

- Played in all 16 games, averaging 12.1 minutes off the bench.
- Season-high 10 rebounds in the win over Evansville (12/13). Then 9 boards two games later in win at Stanford (12/30).
- 4 points, 9 rebounds and a season best 2 blocks at Stanford.
- Was a difference maker in the win over Missouri and the switch to put Njie on Mark Mitchell. Then provided big minutes when Towt fouled out at TCU, grabbing three big boards.
- Limited sample size but shooting 61.1 percent from the field (11-18). More specifically, 64.7% from two.
- Solid senior year debut with 8 points vs. LIU on 2-3 shooting, 4-4 from the line. Also grabbed 4 boards.
- Been with Coach Shrews for all four years, including his freshman year in which Penn St made the NCAA Tournament.

Junior Season (2024-25)

- Averaged 3.8 ppg in his first 2 seasons and averaged 6.1 ppg as a junior. Missed ACC Tourney game due to concussion protocol.
- Kebba shot a career-best 55.5% from the floor.
- Shot 58.7% from two-point range. Diving deeper, Kebba was 47-66 (.712) at the rim and 17-37 (.459) in the paint.
- His last 5 games – shot 70.6% from two.
- Led team in Reb/game (5.9) & Off. Reb/game (2.2) – latter ranked 15th in ACC.
- Averaged 5.8 ppg and 6.0 rpg in ACC games.
- 2.3 offensive reb/game in league play which ranked 13th.
- 4th game in double figures after recording 10 points on 5-8 shooting at Wake Forest on March 1.
- Came up big off the bench at Boston College (2/12) with not only a career-high 12 rebounds, but the game-winning putback. Njie finished with 7 points.
- Kebba entered the year with just four double-digit scoring performances to his name. He posted two in January which included his first career double-double at NC State on Jan. 8. Njie recorded 10 points and a career-high tying 11 rebounds.
- Flirted with another double-double in win over BC on Jan. 13, posting 11 points, 9 rebounds.
- In win over Syracuse on Dec. 7, Njie earned 9 points, 9 rebounds, plus a huge block down the stretch.
- Players Era 3-game Stats – 16 PTS (5.3 ppg), co-team best 18 REB (6.0 RPG)
- In game 2 vs. Buffalo, Njie tied his career high of 12 points with an efficient 5-for-7 from the field.

CAREER STATS

SEASON	TEAM	GP-GS	MIN/AVG	Field Goals		3-Point		F-Throws		Rebounds				Scoring	
				FG-FGA	FG%	3FG-3FGA	3FG%	FT-FTA	FT%	OFF	DEF	TOT	AVG	PF-FO	PTS AVG
2022-23	PSU	37-26	529/14.3	52-100	.520	1-5	.200	22-37	.595	39	89	128	3.5	76-0	127 3.4
2023-24	ND	29-27	703/24.3	37-99	.374	1-8	.125	51-67	.761	59	98	157	5.4	70-1	126 4.3
2024-25	ND	31-30	729/23.5	71-128	.555	7-19	.368	40-57	.702	67	115	182	5.9	71-0	141 18 13 189 6.1
2025-26	ND	16-0	194/12.1	12-19	.632	0-1	.000	18-25	.720	10	47	57	3.6	31-0	42 2.6
TOTAL FOR ND		76-57	1626/21.4	120-246	.488	8-28	.286	109-149	.732	136	260	396	5.2	172-1	379 54 24 484 6.4
TOTAL		113-83	2155/19.1	172-346	.497	9-33	.273	131-186	.704	175	349	524	4.6	248-1	542 30 484 4.3



15

TOMMY AHNEMAN
FRESHMAN | CENTER

@tahneman	@TommyAhneman
Height	6-11
Eligibility	Freshman
Hometown	Fargo, ND
Previous	Cretin-Derham Hall

Season Highs

Pts	
Rebs	
FGM	
FGA	
3FGM	
3FGA	
FTM	
FTA	
Ast	
Blk	
Stl	
Double Figure Scoring	0
20+ Point Games	0
Double-Figure Rebounds	0
Double-Doubles	0

Career Highs

Pts	
Rebs	
FGM	
FGA	
3FGM	
3FGA	
FTM	
FTA	
Ast	
Blk	
Stl	
Double Figure Scoring	0
20+ Point Games	0
Double-Figure Rebounds	0
Double-Doubles	0

2025-26 GAME-BY-GAME

CAREER STATS

Freshman Season [2025-26]

- Is currently rehabbing from left knee surgery that was performed before the fall semester began.

Prep Career

- Top-ranked prospect in the state of Minnesota and a consensus top-100 recruit.

- Transferred to Cretin-Derham for his senior year where he led them to a Section 4A Championship & a Class 4A State runner-up finish.

- Averaged 16.3 points, 10.6 rebounds, 3.2 assists, 1.3 steals and 1.7 blocks as a senior, earning All Suburban East Conference

- Earned over 1,000 career points.

- 2025 Battle of the Lakes participant.

- Prior to that, he was at Sheyenne High School in West Fargo, North Dakota, where he led his team to a Class 2A state title

- He dominated Fargo North in the state championship game with 28 points, 17 rebounds and two blocks in the 78-62 victory.

- Was named the 2024 Gatorade Player of the Year.

- Averaged 20.3 points, 13.3 rebounds, 2.2 blocks and 1.9 assists as a junior.

- Spring/Summer of 2024 – played in the Nike EYBL Champions 17U league where he averaged 20.7 points and 8.1 rebounds in 11 games with Howard Pulley.



24

MARK ZACKERY IV

FRESHMAN | GUARD

@markzackeryiv

@mzackery_

Height	5-11
Eligibility	Freshman
Hometown	Indianapolis, IN
Previous	Ben Davis

Season Highs

Pts	2 at Cal, 1/2/26
Rebs	1, 2x last at Cal, 1/2/26
FGM	1 at Cal, 12/2/26
FGA	1, 3x last vs Clemson, 1/10/26
3FGM	
3FGA	1 at Stanford, 12/30/25
FTM	
FTA	
Ast	1 vs Clemson, 1/10/26
Blk	
Stl	

Double Figure Scoring	0
20+ Point Games	0
Double-Figure Rebounds	0
Double-Doubles	0

Career Highs

Pts	2 at Cal, 1/2/26
Rebs	1, 2x last at Cal, 1/2/26
FGM	1 at Cal, 12/2/26
FGA	1, 3x last vs Clemson, 1/10/26
3FGM	
3FGA	1 at Stanford, 12/30/25
FTM	
FTA	
Ast	1 vs Clemson, 1/10/26
Blk	
Stl	

Double Figure Scoring	0
20+ Point Games	0
Double-Figure Rebounds	0
Double-Doubles	0

2025-26 GAME-BY-GAME

Opponent	Date	GS	MIN	Total		3-Pointers		Free throws		Rebounds				PF	A	TO	BLK	STL	PTS	AVG
				FG-FGA	PCT	3FG-3FGA	PCT	FT-FTA	PCT	OFF	DEF	TOT	AVG							
at Stanford	12/30/2025		05:03	0-1	.000	0-1	.000	0-0	.000	1	0	1	1.0	0	0	0	0	0	0	0.0
at California	01/02/2026		03:48	1-1	1.000	0-0	.000	0-0	.000	0	1	1	1.0	1	0	0	0	0	2	1.0
Clemson	01/10/2026		04:55	0-1	.000	0-0	.000	0-0	.000	0	0	0	0.7	0	1	0	0	0	0	0.7
Totals		0	13:46	1-3	.333	0-1	.000	0-0	.000	1	1	2	0.7	1	1	0	0	0	2	0.7

Player Averages

Games Played	Minutes/game	Points/game	FG Pct	3FG Pct	FT Pct	Rebounds/game	Assists/game	Turnovers/game	Assist/Turnover ratio	Steals/game	Blocks/game
3	4.6	0.7	33.3	0.0	0.0	0.7	0.3	0.0	1.0	0.0	0.0

Freshman Season [2025-26]

- Member of the 2025 Notre Dame football team. Played Cornerback. Played in 11 games with three starts in his first season with the Irish. Tallied 10 tackles.
- Earned his first minutes in the 47-40 win over Stanford recording one rebound - which puts him in rare air - seeing that he recorded a tackle in the football team's win over Stanford earlier this fall.
- Scored his first career basket at Cal on Jan. 2.

Prep Career

- An Indiana All-Star selection
- A two-time Indy Star Super Team honoree
- Guided Ben Davis to a 33-0 record as a sophomore, culminating in a state championship
- Scored 16 points in the state title game
- During the same 2022-23 season, Ben Davis High defeated Penn & NorthWood to win the Raymond James Hall of Fame Classic for the second time in school history. Zackery IV was named the Tournament MVP
- Almost pulled off the two-peat as a junior, as Ben Davis finished as state runner-up.
- Averaged 11.0 points, 2.1 rebounds, 4.3 assists and 1.4 steals over the course of the 2023-24 season, shooting 39.4 percent from beyond the arc.
- Played AAU ball with Indiana Elite in the summer of 2024. The same AAU club as current Irish teammates Logan Imes and Braeden Shrewsberry.
- Indiana Elite finished as Adidas 3SSB 17U national runner-up.
- In the summers of 2021-23, Zackery IV played point guard with Team Teague.
- Some highlights there include: Big Foot 16U Classic champions in 2023, the Prep Hoops 15U national champion in 2022, AAU 14U national champion in 2021 and the 2021 Chris Paul Rising Stars Top 25.

CAREER STATS

				Field Goals		3-Point		F-Throws		Rebounds				Scoring						
SEASON	TEAM	GP-GS	MIN/AVG	FG-FGA	FG%	3FG-3FGA	3FG%	FT-FTA	FT%	OFF	DEF	TOT	AVG	PF-FO	A	TO	BLK	STL	PTS	AVG
2025-26	ND	3-0	14/4.6	1-3	.333	0-1	.000	0-0	.000	1	1	2	0.7	1-0	1	0	0	0	2	0.7
TOTAL		3-0	14/4.6	1-3	.333	0-1	.000	0-0	.000	1	1	2	0.7	1-0	1	0	0	0	2	0.7



33 CARSON TOWT
GRADUATE | FORWARD

@burke.chebuhar @BChebuhar

Height	6-8
Eligibility	Graduate
Hometown	Gilbert, AZ
Previous	Northern Arizona

Season Highs

Pts	19 vs Idaho, 12/10/25
Rebs	19 vs LIU, 11/3/25
FGM	9 vs Idaho, 12/10/25
FGA	12 vs Idaho, 12/10/25
3FGM	
3FGA	
FTM	5 vs Clemson, 1/10/26
FTA	8 vs Clemson, 1/10/26
Ast	5 vs Detroit Mercy, 11/7/25
Blk	2 vs Kansas, 11/24/25
Stl	2, 3x last vs Clemson, 1/10/26

Double Figure Scoring	4
20+ Point Games	0
Double-Figure Rebounds	11
Double-Doubles	3

Career Highs

Pts	24 at Idaho St, 3/3/25
Rebs	19, 4x last vs LIU, 11/3/25
FGM	11, 3x vs. Queens, 3/23/25
FGA	21 vs Queens, 3/23/25
3FGM	
3FGA	1 at Idaho St, 12/29/22
FTM	5, 3x last vs. Clemson, 1/10/26
FTA	15 vs. Embry Riddle, 1/5/22
Ast	11 vs Embry Riddle, 1/5/22
Blk	3 last at Oral Roberts, 12/4/24
Stl	5 vs. Park, 11/4/24

Double Figure Scoring	61
20+ Point Games	7
Double-Figure Rebounds	58
Double-Doubles	31

2024-25 GAME-BY-GAME

Opponent	Date	GS	MIN	Total		3-Pointers		Free throws		Rebounds				PF	A	TO	BLK	STL	PTS	AVG
				FG-FGA	PCT	3FG-3FGA	PCT	FT-FTA	PCT	OFF	DEF	TOT	AVG							
LIU	11/03/2025	*	28:40	1-4	.250	0-0	.000	0-0	.000	6	13	19	19.0	2	3	0	1	2	2	2.0
Detroit Mercy	11/07/2025	*	20:59	5-7	.714	0-0	.000	1-2	.500	4	6	10	14.5	1	5	1	0	1	11	6.5
Eastern Ill.	11/11/2025	*	24:24	2-6	.333	0-0	.000	1-2	.500	8	3	11	13.3	4	3	3	0	1	5	6.0
at Ohio St.	11/16/2025	*	29:07	4-5	.800	0-0	.000	0-3	.000	2	10	12	13.0	3	2	2	0	0	8	6.5
Bellarmine	11/19/2025	*	29:23	4-6	.667	0-0	.000	4-6	.667	3	8	11	12.6	2	0	2	0	0	12	7.6
vs Kansas	11/24/2025	*	27:32	1-4	.250	0-0	.000	0-0	.000	2	8	10	12.2	3	2	0	2	1	2	6.7
vs Rutgers	11/25/2025	*	24:22	1-3	.333	0-0	.000	0-0	.000	3	3	6	11.3	1	0	0	1	1	2	6.0
vs Houston	11/26/2025	*	25:26	0-0	.000	0-0	.000	2-3	.667	1	3	4	10.4	4	0	1	0	0	2	5.5
Missouri	12/02/2025	*	22:50	1-1	1.000	0-0	.000	0-0	.000	1	8	9	10.2	3	1	1	0	0	2	5.1
at TCU	12/05/2025	*	32:51	6-6	1.000	0-0	.000	1-5	.200	2	7	9	10.1	5	4	1	0	1	13	5.9
Idaho	12/10/2025	*	31:29	9-12	.750	0-0	.000	1-1	1.000	6	9	15	10.5	3	3	2	1	0	19	7.1
Evansville	12/13/2025	*	19:25	1-2	.500	0-0	.000	0-0	.000	2	4	6	10.2	4	1	1	0	0	2	6.7
Purdue Fort Wayne	12/21/2025	*	26:48	3-6	.500	0-0	.000	0-0	.000	6	4	10	10.2	3	3	1	0	1	6	6.6
at Stanford	12/30/2025	*	22:17	4-7	.571	0-0	.000	0-0	.000	5	5	10	10.1	4	0	2	0	2	8	6.7
at California	01/02/2026	*	27:35	4-4	1.000	0-0	.000	0-1	.000	6	9	15	10.5	0	2	1	0	0	8	6.8
Clemson	01/10/2026	*	32:00	2-2	1.000	0-0	.000	5-8	.625	3	7	10	10.4	2	2	1	1	2	9	6.9
Totals			16 425:08	48-75	.640	0-0	.000	15-31	.484	60	107	167	10.4	44	31	19	6	12	111	6.9

Player Averages

Games Played	Minutes/ game	Points/ game	FG Pct	3FG Pct	FT Pct	Rebounds/ game	Assists/ game	Turnovers/ game	Assist/Turnover ratio	Steals/ game	Blocks/ game
16	26.6	6.9	64.0	0.0	48.4	10.4	1.9	1.2	1.6	0.8	0.4

CAREER STATS

SEASON	TEAM	GP-GS	MIN/AVG	Field Goals		3-Point		F-Throws		Rebounds				Scoring	
				FG-FGA	FG%	3FG-3FGA	3FG%	FT-FTA	FT%	OFF	DEF	TOT	AVG	PF-FO	PTS AVG
2020-21	NAU	22-19	470/21.4	51-96	.531	0-0	.000	22-43	.512	38	63	101	4.6	73-5	124 5.6
2021-22	NAU	32-32	948/29.6	109-224	.487	0-0	.000	50-108	.463	94	186	280	8.8	100-4	268 8.4
2022-23	NAU	35-35	991/28.3	157-295	.532	0-1	.000	40-100	.400	113	161	274	7.8	114-4	354 10.1
2024-25	NAU	34-34	1146/33.7	199-350	.569	0-0	.000	55-145	.379	119	304	423	12.4	85-4	453 13.3
2025-26	ND	16-16	425/26.6	48-75	.640	0-0	.000	15-31	.484	60	107	167	10.4	44-1	111 6.9
TOTAL FOR ND		16-16	425/26.6	48-75	.640	0-0	.000	15-31	.484	60	107	167	10.4	44-1	111 6.9
TOTAL		139-136	3980/28.6	564-1040	.542	0-1	.000	182-427	.426	424	821	1245	9.0	416-18	1310 9.4

Career Awards

- 2025 Second Team All-Big Sky // 2025 Unanimous Big Sky All-Defensive Team // 2023 Big Sky All-Tournament Team // Four-time Golden Eagle Scholar-Athlete Award recipient // 2021 Big Sky All-Academic honoree

AT NOTRE DAME

Graduate Season (2025-26)

- More than just rebounding - Carson is 29-39 (.744) from the floor over the past 7 games. He's averaging a near double-double in that span at 9.3 points & 10.7 rebounds.
- Averaging 10.4 rpg - ranks 13th nationally & 3rd in the ACC.
- 167 total rebounds this year - 11th nationally, 2nd in the ACC.
- 3.8 offensive rpg - 1st in the ACC, 15th in country // 6.7 defensive rpg - 4th in the ACC, 19th in country.
- 4 straight games with double-digit rebounds.
- 35-46 (.761) around the rim // 13-28 in the paint (.464) // 64.0% from two overall.
- Averaging 8.3 points & 11.7 rebounds in ACC play - latter ranks 2nd in the league.
- Recorded a season-high 19 points in his third double-double of the season in the win over Idaho (12/10). Grabbed 15 boards.
- Scored 13 points in big road win at TCU. Towt was a perfect 6-6 from the floor. Also recorded 9 boards & 4 assists.
- Posted the best rebounding start to the season in the conference era (1995-on) for a ND player with 6 straight games with double-digit rebounds.
- Earned his first ND double-double in game #2 with 11 points and 10 rebounds. Ultimately has recorded three double-doubles on the season.
- Set an Irish debut rebounding record with 19 boards vs. LIU. He is now the 16th different Irish player to reel in at least 19 rebounds in a game.
- His 1,245 career rebounds leads all active players
- He'll be the first Arizona native to ever suit up in an Irish uniform

AT NORTHERN ARIZONA

- Recorded 1,199 career points and 1,078 career rebounds across four seasons. He averaged 9.7 ppg and 8.8 rpg
- Led the nation in rebounding with 12.4 per game
- Set a Big Sky Conference single-season rebounding record, grabbing 423 rebounds across 34 games. The 423 rebounds led the country.
- Also led the country in defensive rebounds per game at 8.9
- Reeled in 3.5 offensive boards per game which ranked 14th nationally
- Became just the second-ever player in program history to record 1,000 rebounds, just before becoming the record holder while breaking the 63-year record that was set at 1,044 rebounds
- Was second on the team in scoring - he averaged 13.4 points per game
- Produced 20 double-doubles which ranked sixth in the nation
- Shot .569 overall from the field which ranked second in the Big Sky and 26th nationally
- Averaged 3.4 assists per game
- He snared a career-high 19 rebounds against Northern Colorado.
- Grabbed at least 10 rebounds in each of NAU's final five games
- At the end of last season his 1,078 career rebounds ranked 16th nationally amongst active players



34

MATT MACLELLAN

GRADUATE | FORWARD

@l3mattmac	@MatthewMacLell3
Height	6-9
Eligibility	Graduate
Hometown	Canton, MI
Prev. School	Madonna

Season Highs

Pts	
Rebs	2 vs Purdue Fort Wayne, 12/21/25
FGM	
FGA	
3FGM	
3FGA	
FTM	
FTA	
Ast	1 vs Detroit Mercy, 11/7/25
Blk	
Stl	

Double Figure Scoring	0
20+ Point Games	0
Double-Figure Rebounds	0
Double-Doubles	0

Career Highs

Pts	22, 2x last at Indiana Tech, 3/1/25
Rebs	10 at UM-Dearborn, 11/23/21
FGM	9 at Rochester Christian, 2/8/25
FGA	
3FGM	3, 2x last at Northwestern Ohio, 2/5/25
3FGA	
FTM	11 vs. St. Thomas, 12/21/24
FTA	
Ast	7 vs Cleary, 1/15/25
Blk	4 at Lawrence Tech, 2/27/2
Stl	3 at Indiana Tech, 11/18/23

AT NOTRE DAME

Graduate Season (2025-26)

- Appeared in 3 contests this season.
- Registered not only his first minutes in an Irish uniform but also at the Division I level. Earned 1 assist vs. Detroit Mercy.
- Season best 2 rebounds against Purdue Fort Wayne (12/21).

AT MADONNA

Senior Season (2024-25)

- Played in 31 games, averaging 28.3 minutes
- Averaged 14.5 points on 57.3 percent shooting from the floor
- Was 17-53 from beyond the arc, good for 32.1 percent
- Converted 67.5 percent from the free-throw line
- Reeled in 4.5 rebounds per game
- Dished out 2.8 assists per game

2025-26 GAME-BY-GAME																				
Opponent	Date	GS	MIN	FG-FGA	PCT	3FG-3FGA	PCT	FT-FTA	PCT	OFF	DEF	TOT	AVG	PF	A	TO	BLK	STL	PTS	AVG
Detroit Mercy	11/07/2025		03:08	0-0	.000	0-0	.000	0-0	.000	0	0	0	0.0	1	1	0	0	0	0	0.0
Evansville	12/13/2025		01:57	0-0	.000	0-0	.000	0-0	.000	1	0	1	0.5	1	0	0	0	0	0	0.0
Purdue Fort Wayne	12/21/2025		03:19	0-0	.000	0-0	.000	0-0	.000	0	2	2	1.0	0	0	0	0	0	0	0.0
Totals		0	08:24	0-0	.000	0-0	.000	0-0	.000	1	2	3	1.0	2	1	0	0	0	0	0.0

Player Averages

Games Played	Minutes/game	Points/game	FG Pct	3FG Pct	FT Pct	Rebounds/game	Assists/game	Turnovers/game	Assist/Turnover ratio	Steals/game	Blocks/game
3	2.8	0.0	0.0	0.0	0.0	1.0	0.3	0.0	1.0	0.0	0.0

CAREER STATS

	Minutes				Totals			3-Point			Free-Throws			Rebounds												
	GP	GS	MIN	AVG	FG	FGA	PCT	FG	FGA	PCT	FT	FTA	PCT	OFF	DEF	TOT	AVG	PF	FO	AST	AST/G	T/O	BLK	STL	PTS	AVG
2020-21	9	1	100	11.1	8	15	.533	0	0	.000	10	19	.526	7	21	28	3.1	9	0	1	0.1	4	5	2	26	2.9
2021-22	32	5	486	15.2	66	107	.617	1	5	.200	38	70	.543	27	68	95	3.0	53	1	22	0.7	18	11	12	171	5.3
2022-23	33	1	507	15.4	62	120	.517	4	15	.267	31	58	.534	40	58	98	3.0	71	0	30	0.9	22	11	11	169	4.8
2023-24	34	34	1040	30.6	140	303	.462	21	74	.284	122	164	.744	40	143	183	5.4	92	3	67	2.0	51	23	23	423	12.4
2024-25	31	30	878	28.3	160	279	.573	17	53	.321	114	169	.675	46	92	138	4.5	87	2	86	2.8	48	27	15	451	14.5
Total	139	71	3011	21.7	436	824	.529	43	147	.293	315	480	.656	160	382	542	3.9	312	6	206	1.5	143	77	63	1230	8.8

MACLELLAN, Matthew

		Field Goals		3-Point		F-Throws		Rebounds						Scoring	
SEASON	TEAM	GP-GS	MIN/AVG	FG-FGA	FG%	3FG-3FGA	3FG%	FT-FTA	FT%	OFF	DEF	TOT	AVG	PF-FO	A
2025-26	ND	3-0	8/2.8	0-0	.000	0-0	.000	0-0	.000	1	2	3	1.0	2-0	1
TOTAL		3-0	8/2.8	0-0	.000	0-0	.000	0-0	.000	1	2	3	1.0	2-0	1

2025-26 FIGHTING IRISH ROSTER



#0 Brady Stevens
So. // G // 6-4
Boston, MA | Wellesley



#2 Logan Imes
Jr. // G // 6-4
Zionsville, IN | Zionsville



#3 Markus Burton
Jr. // G // 6-0
Mishawaka, IN | Penn



#5 Cole Certa
So. // G // 6-5
Le Roy, IL | IMG Academy



#6 Brady Koehler
Fr. // F // 6-10
Fishers, IN | Cathedral High



#7 Ryder Frost
Fr. // F // 6-7
Beverly, MA | Phillips Exeter Academy



#10 Jalen Haralson
Fr. // G // 6-7
Anderson, IN | La Lumiere



#11 Braeden Shrewsbury
Jr. // G // 6-4
Granger, IN | State College Area



#12 Garrett Sundra
So. // F // 6-11
Ashburn, VA | Paul VI Catholic



#13 Sir Mohammed
So. // G // 6-6
Charlotte, NC | Myers Park



#14 Kebba Njie
Sr. // F // 6-10
Centerville, OH | La Lumiere / Penn St



#15 Tommy Ahneman
Fr. // C // 6-11
Fargo, ND | Cretin-Derham Hall



#22 Luke Devine
Fr. // F // 6-7
Moraga, CA | Campolindo



#24 Mark Zackery IV
Fr. // G // 5-11
Indianapolis, IN | Ben Davis



#33 Carson Towt
Gr. // F // 6-8
Gilbert, AZ | Gilbert High/Northern Arizona



#34 Matthew MacLellan
Gr. // F // 6-9
Canton, MI | Plymouth High/Madonna



Micah Shrewsbury
Glenn & Stacey Murphy Head Coach
3rd Season at ND



Kyle Getter
Associate Head Coach
3rd Season at ND




Mike Farrelly
Assistant Coach
3rd Season at ND



Ryan Owen
Assistant Coach
3rd Season at ND



Tre Whitted
Assistant Coach
3rd Season at ND



Grady Eifert
Assistant Coach
3rd Season at ND



Bo Waggoner
Director of Ops
1st Season at ND



Pat Garrity
General Manager
1st Season at ND