

CAROLINA™

2025-26 WOMEN'S BASKETBALL GAME NOTES

1994 NATIONAL CHAMPIONS « 3 FINAL FOURS « 19 SWEET SIXTEENS « 32 NCAA TOURNAMENTS

2025-26 SCHEDULE

13-4 OVERALL, 2-2 ACC
7-2 HOME « 2-1 AWAY « 4-1 NEUTRAL

Date	Opponent	Time/Result
Nov. 3	NC CENTRAL (ACCNX)	W, 90-42
Nov. 6	ELON (ACCNX)	W, 71-37
WBCA Challenge - Las Vegas, Nev.		
Nov. 13	vs. No. 3 UCLA (ESPN2)	L, 60-78
Nov. 15	vs. Fairfield (ESPN+)	W, 82-68
Nov. 20	at N.C. A&T (FloCollege)	W, 85-50
Nov. 23	UNCG (ACCN)	W, 94-48
2025 Cancun Challenge - Cancun, Mexico		
Nov. 27	vs. South Dakota St. (FloCollege)	W, 83-48
Nov. 28	vs. Kansas State (FloCollege)	W, 85-73
Nov. 29	vs. Columbia (FloCollege)	W, 80-63

SEC/ACC Challenge - Austin, Texas

Dec. 4	at No. 2 Texas (ESPN2)	L, 64-79
Dec. 7	BOSTON UNIVERSITY (ACCN)	W, 82-40
Dec. 14	No. 22 LOUISVILLE* (ACCN)	L, 66-76 OT
Dec. 17	UNCW (ACCN)	W, 84-34
Dec. 21	CHARLESTON SOUTHERN (ACCNX)	W, 93-74
Dec. 29	at Boston College* (ACCN)	W, 90-39
Jan. 1	CALIFORNIA* (ACCN)	W, 71-55
Jan. 4	STANFORD* (ESPN)	L, 71-77 OT
Jan. 11	at Notre Dame* (ESPN)	1 p.m.
Jan. 15	MIAMI* (ACCNX)	7 p.m.
Jan. 18	at Florida State* (The CW)	2 p.m.
Jan. 22	at Georgia Tech* (ACCN)	8 p.m.
Jan. 25	SYRACUSE* (The CW)	2 p.m.
Feb. 2	at NC State* (ESPN2)	6 p.m.
Feb. 5	CLEMSON* (ACCN)	6 p.m.
Feb. 8	at Wake Forest* (ACCN)	2 p.m.
Feb. 12	SMU* (ACCN)	6 p.m.
Feb. 15	at Duke* (ABC)	1 p.m.
Feb. 19	at Virginia Tech* (ACCN)	6 p.m.
Feb. 22	PITTSBURGH* (ACCN)	Noon
Feb. 26	at Virginia* (ACCNX)	7 p.m.
March 1	DUKE* (ESPN)	Noon

2026 ACC Women's Basketball Tournament

March 4-8 Duluth, Ga.

BOLD home game at Carmichael Arena
All times Eastern and subject to change
Rankings are AP poll at time of game

UNC Athletic Communications

Women's Basketball Contact: Madeline Marshall
madeline.marshall@unc.edu | 984-363-3573

FOLLOW @UNCWBB



Jan. 11 • 1:00 P.M. ET • South Bend, Ind.



No. 22/18 North Carolina Tar Heels

(13-4, 2-2 ACC)

Head Coach: Courtney Banghart (Dartmouth, 2000)

Record at North Carolina: 138-68 (7th season)

Career Record: 392-171 (19th season)



RV/25 Notre Dame Fighting Irish

(11-4, 3-2 ACC)

Head Coach: Niele Ivey (Notre Dame, 2000)

Record at Notre Dame: 128-41 (6th season)

Career Record: Same

VENUE

Purcell Pavilion at the Joyce Center (9,149)

ALL-TIME SERIES

17th Meeting - UNC Trails 5-11

Last: L, 66-76

1/5/25 - In Chapel Hill

GAME COVERAGE

TV: ESPN

PxP: Mark Neely

Analyst: Debbie Antonelli

Radio: Tar Heel Sports

Network, WCHL 97.9/1360

• Matt Krause

TIPPING OFF

• Heading back out on the road, Carolina heads to South Bend in search of its second win over Notre Dame on its home court. The last time the Tar Heels visited the Fighting Irish, they came away with a 61-57 victory.

• Running deep, the Tar Heels boast one of the best benches in Division I women's basketball. The Carolina reserves average 29.9 points per game, No. 2 overall in the ACC and No. 14th nationally. Overall, eight different Tar Heels have recorded a double-figure scoring game this year.

• Swiping the ball at a high rate, Indya Nivar has snagged a total of 56 steals to date. The senior is averaging 3.29 per game to rank third overall in the conference. Nivar is only 13 steals away from breaking her personal single-season high.

BY THE NUMBERS

10

» Steals by Indya Nivar against South Dakota State, matching the program record set by Pam Leake in 1985. Nivar's steals are the second-most by any ACC player in a game this year.


24

» Sharing is caring as Carolina dished out a season-high 24 assists in the win at Boston College. Lanie Grant led all with a career-high five helpers.

51

» Showing up and showing out in Chestnut Hill, Carolina came away with the 90-39 win at Boston College for its largest win over an ACC foe in program history.

NAMES TO KNOW



0

LANIE GRANT

G • 5-9 • Sophomore
Midlothian, Va. • James River

PTS	REB	AST	STL	FG%	FT%
8.9	1.3	2.7	0.7	.430	.800



10

RENIYA KELLY

G • 5-7 • Junior
Hoover, Ala. • Hoover

PTS	REB	AST	STL	FG%	FT%
4.2	1.8	2.6	1.3	.240	.778



17

ELINA AARNISALO

G • 5-10 • Sophomore
Helsinki, Finland • UCLA

PTS	REB	AST	STL	FG%	FT%
10.3	3.1	2.6	1.2	.500	.842



21

CIERA TOOMEY

F • 6-4 • Redshirt-Sophomore
Dunmore, Pa. • Dunmore

PTS	REB	AST	STL	FG%	FT%
11.7	7.1	1.7	0.7	.621	.676



24

INDYA NIVAR

G • 5-10 • Senior
Apex, N.C. • Stanford

PTS	REB	AST	STL	FG%	FT%
11.6	5.1	3.6	3.3	.485	.531



BROADCAST NOTES

0		LANIE GRANT 5-9 So. Midlothian, Va.	PTS	REB	AST	S	FG%	FT%	LAST GAME: Eight points, three assists and two rebounds. NOTES: 2024-25 ACC All-Freshman Team ... Appeared in all 37 games last season ... 14 games in double-figure scoring ... Scored a career-high 19 points at Louisville and against Columbia ... Skipped her senior year of high school to enroll at UNC in 2024 ... 2024 Virginia Gatorade Player of the Year.
1		JORDAN ZUBICH 5-11 So. Mountain Iron, Minn.	PTS	REB	AST	S	FG%	FT%	LAST GAME: -- NOTES: Appeared in 17 games off the bench as a freshman, four against ACC foes ... Scored a career-high eight points in opener against NC Central and at N.C. A&T ... Touted as the No. 69 player in the class of 2024 by ESPN's HoopGurlz ... Three-time all-state honoree ... Third straight player from Minnesota to wear No. 1, joining Taylor Koenen and Alyssa Ustby.
2		NYLA HARRIS 6-2 Sr. Orlando, Fla. Louisville	PTS	REB	AST	S	FG%	FT%	LAST GAME: Team-high 18 points, added five rebounds, one block and one steal. NOTES: Transferred to UNC following three seasons at Louisville ... Led the Cardinals last season with a .540 field goal percentage ... 2025 Cheryl Miller Preseason Watch List ... Posted a career-high 22 points as a sophomore at Syracuse ... Dad Robert played eight seasons in the NFL.
3		TALIYAH HENDERSON 6-1 Fr. Vail, Ariz.	PTS	REB	AST	S	FG%	FT%	LAST GAME: One rebound in three minutes off the bench. NOTES: Ranked as the No. 27 player in the class of 2025 according to ESPN ... Represented Canada and started in every game at the FIBA U18 Women's AmeriCup in 2024 ... Averaged 9.5 points and 6.3 rebounds per game, earning a silver medal ... 2025 McDonald's All-America Nominee.
4		LAILA HULL 6-1 R-So. Zionsville, Ind.	PTS	REB	AST	S	FG%	FT%	LAST GAME: One minute of action. NOTES: Came off the bench in 23 games as a redshirt freshman ... Scored a career-best 14 points at N.C. A&T and against Fairfield, draining four threes ... Earned All-ACC Academic Team honors ... Named Indiana Miss Basketball and Indiana Gatorade Player of the Year out of Zionsville High School ... Averaged 22.4 points and 8.3 rebounds per game as a senior.
5		LIZA ASTAKHOVA 6-2 Fr. Moscow, Russia Znaika School Russian Federation	PTS	REB	AST	S	FG%	FT%	LAST GAME: -- NOTES: Boasts professional playing experience in her home country of Russia ... Appeared in 39 games with the Russia-PBL and the Moscow Basketball Association throughout 2024-25 ... Recorded six games in double-figure scoring with Russia-PBL ... Also spent time in the Russia Superleague 1.
7		NYLA BROOKS 6-1 Fr. Waldorf, Md. Bishop Ireton	PTS	REB	AST	S	FG%	FT%	LAST GAME: Three points, four rebounds and one assist. NOTES: ACC Freshman of the Week (11/24) ... No. 13 overall prospect in the class of 2025 according to ESPN ... 2025 McDonald's All-American, fifth under Banghart ... Participated in the 2025 Jordan Brand Classic ... 2025 Gatorade Virginia Girls Basketball Player of the Year ... Honored as the Washington Catholic Athletic Conference Player of the Year as a senior.
10		RENIYA KELLY 5-7 Jr. Hoover, Ala.	PTS	REB	AST	S	FG%	FT%	LAST GAME: Matched season-high with nine points, added two steals and one assist. NOTES: 2024-25 All-ACC Second Team ... ACC Player of the Week (2/17) ... USBWA National Player of the Week (2/18) ... Scored a career-high 23 points in the win over No. 10 NC State ... Shot 41.2% from beyond the arc as a sophomore, ranking No. 4 in a year at UNC ... Two-time All-ACC Academic Team honoree.
15		SYDNEY BARKER 5-7 Jr. Durham, N.C.	PTS	REB	AST	S	FG%	FT%	LAST GAME: -- NOTES: Joined the program as a walk-on ... Awarded a scholarship during the 2023-24 season ... Played in nine games off the bench as a sophomore... Knocked down a three against Coppin State and SMU ... Conference Player of the Year as a junior and senior at Jordan High School.
17		ELINA AARNISALO 5-10 So. Helsinki, Finland UCLA	PTS	REB	AST	S	FG%	FT%	LAST GAME: 12 points, three rebounds, three assists. NOTES: Transfer from UCLA ... Appeared in all 37 games for the Bruins during their Final Four campaign ... Tallied a career-high 19 points against Colgate ... Boasts professional experience in the Finland Korisliiga ... Represented Finland at the 2022 FIBA U18 Women's European Championships.
21		CIERA TOOMEY 6-4 R-So. Dunmore, Pa.	PTS	REB	AST	S	FG%	FT%	LAST GAME: 16 points, five rebounds, three assists. NOTES: Played in 32 games as a redshirt freshman, making one start ... Three games with five or more rebounds as a freshman ... All-ACC Academic Team ... Named Miss Pennsylvania Basketball as a senior ... Three-time all-state honoree and 3A State Player of the Year as a senior ... Is an avid golfer in addition to basketball.
24		INDYA NIVAR 5-10 Sr. Apex, N.C. Stanford	PTS	REB	AST	S	FG%	FT%	LAST GAME: Five points, four steals, three assists and two rebounds. NOTES: Owns the second triple-double in Carolina history, scoring 14 points, adding 12 rebounds and snagging 10 steals against South Dakota State. ... North Carolina Gatorade Player of the Year and Ms. Basketball in 2021-22 ... McDonald's All-American out of Apex Friendship High School ... Sister Jasmine is a freshman guard at Campbell.
26		TAISSA QUEIROZ 6-1 Fr. Belo Horizonte, Brazil	PTS	REB	AST	S	FG%	FT%	LAST GAME: -- NOTES: Early enrollee, joining the Tar Heels for the spring of 2025 ... Ranked as a four-star prospect by ESPN ... Named the San Francisco Chronicle Co-North Bay Player of the Year in 2024 ... Active with her national team, appearing in exhibition games for Brazil against the Chicago Sky and Indiana Fever ... Assisted Brazil to a bronze medal at the 2025 GloblJam.
34		BLANCA THOMAS 6-5 So. Charlotte, N.C.	PTS	REB	AST	S	FG%	FT%	LAST GAME: One rebound in three minutes of action. NOTES: Appeared in 33 games as a freshman ... Grabbed a career-high 10 rebounds against UNCW ... 10 games with five plus rebounds ... Snagged 115 rebounds for the most by a freshman in a season since Alyssa Ustby (2020-21) ... Named the 2023 Defensive Player of the Year by the Charlotte Observer.
H C		HEAD COACH COURTNEY BANGHART 7th Season Dartmouth (2000) Career Record: 392-171 UNC Record: 138-68							NOTES: Seventh year at the helm of North Carolina women's basketball, 19th overall as a head coach ... Spent 12 seasons at Princeton prior to joining the Tar Heels ... Boasts 14 NCAA Tournament appearances in the last 17 seasons ... 392-171 career record ... 138-68 record at North Carolina ... Two-time first-team All-Ivy selection at Dartmouth from 1997-2000.

2025-26 NORTH CAROLINA WOMEN'S BASKETBALL ROSTER

#	NAME	POS.	HT.	YR.	EXP.	HOMETOWN / LAST SCHOOL
0	Lanie Grant	G	5-9	So.	1L	Midlothian, Va. / James River
1	Jordan Zubich	G	5-11	So.	1L	Mountain Iron, Minn. / Mountain-Iron Buhl
2	Nyla Harris	F	6-2	Sr.	TR	Orlando, Fla. / Louisville
3	Taliyah Henderson	G	6-1	Fr.	HS	Vail, Ariz. / Salpointe Catholic
4	Laila Hull	G	6-1	R-So.	1L	Zionsville, Ind. / Zionsville
5	Liza Astakhova	F	6-2	Fr.	HS	Moscow, Russia / Russia PBL
7	Nyla Brooks	G	6-1	Fr.	HS	Waldorf, Md. / Bishop Ireton
10	Reniya Kelly	G	5-7	Jr.	2L	Hoover, Ala. / Hoover
15	Sydney Barker	G	5-7	Jr.	2L	Durham, N.C. / Jordan
17	Elina Aarnisalo	G	5-10	So.	TR	Helsinki, Finland / UCLA
21	Ciera Toomey	F	6-4	R-So.	1L	Dunmore, Pa. / Dunmore
24	Indya Nivar	G	5-10	Sr.	2L	Apex, N.C. / Stanford
26	Taissa Queiroz	G	6-1	Fr.	HS	Belo Horizonte, Brazil / Cardinal Newman
34	Blanca Thomas	C	6-5	So.	1L	Charlotte, N.C. / Charlotte Catholic

STAFF

Courtney Banghart – Head Coach (Dartmouth, Seventh Season)

Joanne Aluka-White – Associate Head Coach (Middle Tennessee, Seventh Season)

Cory McNeill – Assistant Coach (Morgan State, Second Season)

Katherine Bixby - Assistant Coach (Ithaca, Second Season)

Daniel Metzfeld - Assistant Coach (Trinity International, Third Season)

Lexi Weger - Assistant Coach (Princeton, First Season)

Liz Roberts - General Manager (North Carolina, Sixth Season)

Shellie Greenman - Director of Operations (Emory and Henry, Second Season)

Jaelynn Murray - Assistant Director of Recruiting & Video Operations (North Carolina, Third Season)

CLASS BREAKDOWN

Seniors (2): Nyla Harris, Indya Nivar

Juniors (2): Sydney Barker, Reniya Kelly

Sophomores (6): Elina Aarnisalo, Lanie Grant, Laila Hull, Blanca Thomas, Ciera Toomey, Jordan Zubich

Freshmen (4): Liza Astakhova, Nyla Brooks, Taliyah Henderson, Taissa Quieroz

PRONUNCIATION CHART

Elina Aarnisalo: are - KNEE - salo

Liza Astakhova: LEE-Zuh AHH-STASH-Koh-VUH

Taliyah Henderson: TUH-lee-ah

Laila Hull: LAY-luh

Reniya Kelly: ruh-NIE-uh

Indya Nivar: IN-dee-uh (like India) nuh-VAR

Taissa Quieroz: TIE-ee-SUH CUE-air-ROZ

Ciera Toomey: see-AIR-uh TOO-mee

Jordan Zubich: ZOOB-ich

Courtney Banghart: BANG-hart

Joanne Aluka-White: uh-LEW-kah

Lexi Weger: WEE-ger

SCOUTING THE FIGHTING IRISH

In year six under head coach Niele Ivey, the Fighting Irish sit at 11-4 overall and 3-2 in conference action.

Powered by All-America guard in Hannah Hidalgo, Notre Dame's offense is full of firepower as the Irish rank No. 1 in the league in scoring with 85.5 points per outing.

Notre Dame is knocking down shots at a high rate, ranking No. 1 in the ACC with an 49.0% field goal percentage.

Hidalgo ranks No. 2 nationally with an average of 24.7 points per game and leads the nation with a total of 88 steals.

SERIES HISTORY VS. NOTRE DAME

Dating back to the first meeting between the two programs in 1999, Notre Dame owns the all-time advantage at 11-5.

The Fighting Irish also hold the edge in South Bend at 5-1. In Carolina's last trip to Notre Dame, the Tar Heels came away with a narrow 61-57 victory for their first win on the Irish home court.

Under Courtney Banghart, the series is tied at 3-3 overall. In last season's lone meeting, Notre Dame came away

SERIES BREAKDOWN

12/4/99	vs. Notre Dame	L 86-99
12/3/00	vs. Notre Dame	L 55-78
3/20/07	vs. Notre Dame	W 60-51
2/27/14	at Notre Dame	L 75-100
1/15/15	Notre Dame	L 79-89
1/10/15	at Notre Dame	L 54-88
1/22/17	Notre Dame	L 55-77
2/1/18	at Notre Dame	L 62-94
1/27/19	Notre Dame	W 78-73
3/8/19	vs. Notre Dame	L 77-95
2/27/20	at Notre Dame	L 65-83
1/24/21	Notre Dame	W 78-73
1/16/22	at Notre Dame	L 65-70
1/8/23	Notre Dame	W 60-50
1/7/24	at Notre Dame	W 61-57
1/5/25	Notre Dame	L 66-76

SERIES NOTES...

In Chapel Hill: Series tied 3-3

In South Bend: ND leads 5-1

At Neutral Sites: ND leads 3-1

Longest UNC Streak: 2 straight (1/8/23-1/7/24)

Longest ND Streak: 5 straight (2/27/14-2/1/18)

Largest UNC Win: 11 (3/20/07 - In Pittsburgh)

Largest ND Win: 34 (1/10/15 - in South Bend)

Most UNC Points: 86 (12/4/99 - in Richmond)

Most ND Points: 100 (2/27/14 - in South Bend)

Last 10 Meetings: ND leads 6-4

with a 76-66 win in Chapel Hill.

LAST TIME OUT

Carolina could not fend off an aggressive Stanford squad off the boards, falling 77-71 to the Cardinal in overtime in Chapel Hill on Sunday.

Stanford's strong second-half attack limited UNC's scoring opportunities, despite spirited efforts from Nyla Harris and Ciera Toomey.

Harris led the Tar Heels in scoring with 18 points, while Toomey added 16.

Indya Nivar continues to be a thief, adding four steals and three assists.

BALANCE

In any given game, any Tar Heel has the chance to shine with four currently averaging double-figures in scoring for Carolina.

So far this season, eight different Tar Heels have led in scoring in a game, with eight overall posting double-figure outings.

Indya Nivar and Nyla Brooks have led Carolina in scoring in five games apiece this season.

SNEAK ATTACK

It's no secret that the Tar Heels love to defend, as UNC currently ranks No. 4 among ACC teams with an average of 10.7 steals per game.

In its last three outings, Carolina has posted double-figure steals with an ACC game-high 12 steals against California. Nyla Harris led the Tar Heels with a career-high five swipes against the Bears.

SCORING EARLY, SCORING OFTEN

With all 14 Tar Heels hitting the court at Boston College, Carolina posted an eye-popping 90 points in its win over the Eagles.

It marked the most points scored in an ACC game for UNC since 92 against Syracuse on Dec. 17, 2020. The 90 points scored in Chestnut Hill were also the most in an ACC road victory since dropping 92 at Boston College in February of 2009.

Dating back to the 2000 season, North Carolina has scored 90-plus

STATS STACK UP

79.5	POINTS PER GAME ▶	85.5
.477	FG% ▶	.490
.353	3FG% ▶	.361
.626	FT% ▶	.795
38.1	◀ REBOUNDS PER GAME	36.8
17.1	◀ ASSISTS PER GAME	16.0
3.6	◀ BLOCKS PER GAME	3.3
10.7	STEALS PER GAME ▶	15.5
57.7	◀ SCORING DEFENSE	63.0
.383	◀ FG% DEFENSE	.404
.306	3FG% DEFENSE ▶	.296
+6.8	◀ REBOUND MARGIN	+2.4
1.3	◀ AST-TO RATIO	1.2

SERIES VS. NOTRE DAME - 17TH MEETING

All-Time: UNC trails 5-11
In Chapel Hill: Series tied 3-3
In South Bend: Notre Dame leads 5-1
Neutral Site: Notre Dame leads 3-1

HONORS AND AWARDS**NYLA BROOKS**

- ACC Preseason All-Freshman
- Tamika Catchings Award Watch List
- ACC Freshman of the Week - 11/24

LANIE GRANT

- Cancun Challenge All-Tournament Team

NYLA HARRIS

- Miller Award Preseason Top-20 Watch List

RENIYA KELLY

- Preseason All-ACC
- Lieberman Award Preseason Top-20 Watch List
- Naismith Award Preseason Watch List
- Ann Myers Drysdale Award Watch List

INDYA NIVAR

- ACC Player of the Week - 12/1
- USWBA Ann Meyers Drysdale Player of the Week - 12/2
- Cancun Challenge Tournament MVP

points in an ACC game 30 times.

The 51-point victory was also Carolina's best to date of the season and its best in any ACC game in program history.

HERE COMES RK

Working her way back from injury, Reniya Kelly is starting to find her footing as the Tar Heels enter the throes of conference play.

At Boston College, Kelly scored a season-high nine points and was all over the court with five rebounds, three assists, two steals, and one block.

She followed up her performance in Chestnut Hill with another nine points against California, adding two assists and two steals. Against Stanford, Kelly posted another nine-point outing and snagged two steals.

PASS THE BALL

Dishing out the ball at a high rate, 24 assists at Boston College marked a new season-high for UNC. Carolina has dished out 20 or more assists in five games this season.

Lanie Grant dropped a new career-high with five assists at Boston College, while overall 11 Tar Heels dished out an assist in the road victory.

Overall, Carolina has dished out 15+ assists in 12 games this year. Indya Nivar currently paces Carolina with 3.6 dimes per game.

STACKING WINS EARLY

Rattling off 11 wins against non-conference foes accomplished a new feat for Courtney Banghart in her time at Carolina.

It marked the first time Carolina had reached 11 wins in non-conference action in back-to-back seasons under Banghart, and the first time since the 2012-13 season.

ALL HANDS IN

As all 14 Tar Heels entered the game against UNCW, Carolina's reserves made a strong impact against the Seahawks.

The Carolina bench posted 49 points, the most in a game this season.

Averaging 29.9 points per game from its reserves, Carolina ranks No. 2 in the ACC and No. 14 nationally in bench points per game.

12 out of 13 wins this season have come when the Tar Heel bench outscores their opponent.

COUGH IT UP

Forcing 20 or more turnovers in 10 games this season, Carolina is averaging 19.71 per game from its opponents to rank third overall in the ACC.

Last year, Carolina forced 13 teams to turnover the ball 20 or more times.

Currently, Carolina is averaging 21.9 points per game off opponent miscues.

GLASS - CLEANED

Accumulating 54 rebounds against UNCW set a new season-high off the glass for the Tar Heels. Carolina also earned its second game of the season with a rebounding margin of +20, with a margin of +25 over the Seahawks.

Under Banghart, Carolina has tallied 10 total games with 50 or more rebounds.

LOCK DOWN DEFENSE

Aggressive defense is a focal point under head coach Courtney Banghart, and her teams have proven so.

In year seven of the Banghart era, the Tar Heels have held 50 opponents under the 50-point threshold. This season, UNC has kept seven opponents under the mark.

The Tar Heels are 48-2 under Banghart when holding opponents to fewer than 50 points.

By limiting Boston College to 39 points, Carolina has now held 15 teams under Banghart below the 40-point threshold.

HENDERSON STAYING HOT

Growing into her role during her freshman campaign, Taliyah Henderson found her footing against Boston University and UNCW.

The Vail, Ariz., native posted back-to-back double-figure outings for the first time in her career against BU and

UNC'S TOP 25 CAREER SCORERS

1.	Ivory Latta (2004-07).....	2,285
2.	Tracy Reid (1995-98).....	2,200
3.	Tonya Sampson (1991-94).....	2,143
4.	Charlotte Smith (1992-95).....	2,094
5.	Pam Leake (1983-86).....	2,001
6.	Tresa Brown (1981-84).....	1,931
7.	Erlana Larkins (2005-08).....	1,927
8.	Deja Kelly (2021-2024).....	1,858
9.	Nikki Teasley (1998-00, 2002).....	1,822
10.	Kathy Crawford (1980-83).....	1,806
11.	Chanel Wright (1996-99).....	1,805
12.	Alyssa Ustby (2021-25).....	1,791
13.	LaQuanda Barksdale (1998-01).....	1,787
14.	Dawn Royster (1984-87).....	1,778
15.	Camille Little (2004-07).....	1,773
16.	Janelle Bailey (2018-21).....	1,724
17.	Marion Jones (1994-95, 1997).....	1,716
18.	Italee Lucas (2008-11).....	1,703
19.	Coretta Brown (2000-03).....	1,687
20.	Rashanda McCants (2006-09).....	1,609
21.	Bernadette McGlade (1977-80).....	1,604
22.	Jamie Cherry (2015-18).....	1,600
23.	Stephanie Watts (2016-19, 2021).....	1,595
24.	Cetera DeGraffenreid (2008-11).....	1,562
25.	Kathy Wilson (1985-88).....	1,551

Louisville. Against Boston University, she also added a career-high four steals.

BOUNCE BACK

This season, Carolina is 3-0 in its next game when coming off a loss.

Overall, the Tar Heels are 37-24 under Courtney Banghart off a loss and 27-11 since the start of the 2021-22 season.

NO SHOTS HERE

Limiting Boston University and Boston College to a mere 13 made

UNC IN WINS VS. LOSSES

Category	Wins	Losses
Scoring	83.8	65.3
Scoring Defense	51.6	77.5
Scoring Margin	+32.2	-12.3
FG%	.498	.403
3PT%	.371	.287
FT%	.616	.657
Opp. FG%	.355	.458
Opp. 3PT%	.297	.333
Rebounds	39.9	32.0
Reb. Margin	+11.4	-8.0
Assists	18.6	12.0
Steals	12.2	5.8
Blocks	3.8	3.3
Turnovers	12.5	15.0
Turnovers Forced	21.3	14.5

UNC IN THE RANKINGS

UNC Team	NCAA	ACC
Scoring offense - 79.5	31	3
Scoring defense - 57.7	56	6
Scoring margin - 21.8	24	2
Rebounds per game - 38.06	151	13
Rebounding margin - 6.8	56	8
Assist-turnover ratio - 1.30	25	3
Assists per game - 171	36	4
Turnover margin - 6.59	24	2
Turnovers per game - 13.1	31	5
Blocks per game - 3.6	114	10
Steals per game - 10.7	53	4
FG percentage - 47.7	17	2
3FG percentage - 35.3	42	2
FT percentage - 62.6	337	18
FG percentage defense - 38.3	121	9
3FG percentage defense - 30.6	213	12
Offensive reb per game - 12.4	162	10
Defensive reb per game - 25.6	163	14
3PT FG per game - 8.4	40	3

UNC Individuals NCAA Top 100

Nyla Brooks	
Three Point Percentage - 42.4	44
Three Pointers - 36	77

Indya Nivar	
Assists - 62	90
Steals - 56	9
Steals per game - 3.29	20
Triple Doubles - 1	2

Ciera Toomey	
Blocks - 27	32
Blocks per game - 1.59	62
Rebounds - 120	97

ACC Top 15

Nyla Brooks	
Three Point Percentage - 42.4	3
Three Pointers - 36	5
Three Pointers per Game - 2.12	7

Indya Nivar	
Assist/TO Ratio - 1.63	13
Assists - 62	9
Steals - 56	2
Steals per game - 3.29	3
Triple Doubles - 1	1

Ciera Toomey	
Blocks - 27	4
Blocks per game - 1.59	4
Rebounds - 120	11
Rebounds per game - 7.1	13

*NCAA rank among all current DI players as of 1/8/26.

field goals marked the fewest allowed in a game by the Tar Heels this season.

Carolina limited UNCW to only four points in the fourth quarter, the lowest by any opponent in a quarter this year.

In the second quarter at Boston College, UNC held the Eagles to only five points, the fewest by an ACC team this season.

KEEPING ALL INVOLVED

Already proving to be one of Carolina's best offenses under Courtney Banghart, Carolina's scoring options are plentiful, as eight different Tar Heels have recorded double-figure games.

Nine out of 13 of Carolina's wins this season have come when four or more Tar Heels record double-figures in scoring.

Indya Nivar paces this trend, scoring 10 or more points in 15 out of 17 games this season.

STEALS ON STEALS ON STEALS

Always having her eye on the ball, Indya Nivar has proven to be one of the most tenacious defenders in the nation.

Nivar currently ranks No. 9 overall nationally with a total of 56 steals and No. 20 with 3.29 steals per game.

GOING STREAKING

Riding a 34-game home win streak against unranked non-conference opponents, Carolina took care of business and earned wins.

During this streak, Carolina boasts a margin of victory of 38.3 points in the 34 consecutive wins dating back to 2019.

THRIVING IN PARADISE

Rattling off three wins in three days at the 2025 Cancun Challenge, North Carolina picked up its second straight multi-team event title and its fifth under Banghart.

Indya Nivar took home Cancun Challenge Tournament MVP honors, while Lanie Grant earned a spot on the All-Tournament Team.

NOTHING BUT NET

In the first edition of the 2025-26 NCAA Women's Basketball NET, North Carolina came in at No. 13 overall.

The Tar Heels have already earned two quad-two wins this season, defeating No. 39 Fairfield and No. 49 South Dakota State.

AP TOP-25 - JAN. 5

Rank	Team (1st-Place)	W-L	Points	Last
1	UConn (28)	15-0	796	1
2	Texas* (4)	17-0	772	2
3	South Carolina	15-1	725	3
4	UCLA*	14-1	715	4
5	Oklahoma	14-1	654	8
6	Kentucky	15-1	625	11
7	Vanderbilt	15-0	621	12
8	Maryland	15-1	537	7
9	Michigan	11-2	517	6
10	Louisville*	14-3	485	13
11	Iowa State	14-1	462	10
12	LSU	14-2	456	5
13	TCU	14-1	454	8
14	Iowa	12-2	403	14
15	Michigan State	14-1	280	24
16	Baylor	13-3	278	22
17	Texas Tech	16-0	263	21
18	Ole Miss	14-3	243	15
19	Ohio State	13-2	237	19
20	Tennessee	10-3	162	23
21	USC	10-4	150	17
22	North Carolina	13-4	129	16
23	Washington	12-2	117	23
24	Princeton	13-1	91	25
25	Nebraska	13-2	65	20

*Denotes UNC Opponent

Receiving Votes: Illinois 58, Notre Dame 27, Stanford 25, NC State 22, Alabama 13, West Virginia 9, Georgia 5, Duke 3, Oklahoma St. 1.

USA TODAY-WBCA COACHES TOP-25 JAN. 6

Rank	Team (1st-Place)	W-L	Points	Last
1	UConn (28)	15-0	772	1
2	Texas* (3)	17-0	747	2
3	South Carolina	15-1	707	3
4	UCLA*	14-1	685	4
5	Oklahoma	14-1	631	9
6	Vanderbilt	15-0	595	11
7	Kentucky	15-1	575	12
8	Maryland	15-1	532	6
9	Michigan	12-2	493	10
10	TCU	14-1	468	7
11	Louisville	14-3	464	13
12	LSU	14-2	443	5
13	Iowa State	14-1	442	10
14	Iowa	13-2	391	14
15	Michigan State	14-1	304	19
16	Baylor	13-3	273	21
17	Ole Miss	14-3	256	17
18	North Carolina	13-4	221	15
19	Ohio State	13-2	216	20
20	Texas Tech	16-0	199	23
21	USC	10-4	195	16
22	Tennessee	10-3	172	22
23	Washington	12-2	80	NR
24	Alabama	15-1	49	24
25	Notre Dame	10-4	48	18

*Denotes UNC Opponent

Others receiving votes: Princeton 38; West Virginia 30; Nebraska 24; Stanford 5; Illinois 5; Oklahoma State 4; North Carolina State 4; Oregon 3; Auburn 2; Arizona State 2;

Heading into Sunday's game at Notre Dame, Carolina sits at No. 18 in the NET.

A win Sunday in South Bend would be Carolina's first quad one win of the season.

CAN'T STOP HER

Lately, opponents can't stop Indya Nivar from scoring or scoring on her. In Cancun, Nivar stuffed the stat sheet and averaged 12.7 points, 6.7 rebounds, 6.7 steals, and 6.0 assists per game while shooting 56.3% from the floor.

Nivar is the first player in the Banghart era to snag four or more steals in three straight games.

Her seven assists against Kansas State were the most by any Tar Heel in a single game this season and set a new career high for the senior.

Her play in Cancun earned her ACC Player of the Week honors for the first time in her career. Reniya Kelly joins her as the only two active Tar Heels to earn the distinction.

THREES ON THREES ON THREES

When Carolina shoots from beyond the arc, there's a high chance it's going in. Against Kansas State, the Tar Heels knocked down 14 made triples.

The mark tied the program record, which had been previously set 11 times. Knocking down 14 triples against the Wildcats marked the third time under Banghart in which Carolina reached the threshold.

Carolina's performance against Kansas State from deep also set a new standard. With four straight games with 10 or more triples, it's the first time in available program records that Carolina has achieved the feat.

This season, Carolina has already knocked down 10-plus triples in eight games. Carolina has already matched last season's mark of eight games with double-figure triples.

One of the best three-point shooting teams nationally, Carolina ranks second in the ACC from beyond the arc at a 35.3% clip and ranks third with 8.7 triples per game.

HISTORY - WRITTEN

In a historic performance, Indya Nivar's triple-double of 13 points, 12 rebounds, and 10 steals marked the second triple-double in the rich history of Carolina women's

basketball.

Nivar joins former teammate Alyssa Ustby as the only two Tar Heels to achieve the feat.

Her 10 steals also etched her name again in the Carolina record books, matching the program single-game record set by Pam Leake in 1985.

Nivar is the second ACC player to record a triple-double this season, and the 50th in the history of the conference.

By recording a triple-double with steals, Nivar is the fourth to accomplish the feat in the history of the league.

RUNNING DEEP

Depth is a huge factor for the Tar Heels this season, as they currently average 29.9 points per game from their reserves. Carolina's bench scoring ranks No. 14 nationally and second overall in the ACC.

Coming off the bench, Nyla Brooks leads the reserves with 9.8 points per game.

RAINING THREES

The three-ball is flying this season for the Tar Heels, as Carolina knocked down 10 or more against UNCG, South Dakota State, Kansas State and Columbia.

It's the first time in the Banghart era that Carolina has achieved the feat with 10+ in four consecutive games.

Nyla Brooks led the charge, shooting 15-of-27 from deep during the stretch.

SHE'S JUST A FRESHMAN

With the confidence Nyla Brooks brings to the court, she has already asserted herself as one of the nation's top freshmen.

Posting a performance of perfection against UNCG, Brooks scored a career-high 18 points while shooting 7-of-7 from the field and 3-of-3 from beyond the arc.

Brooks' outing vs. the Spartans propelled her to earn her first ACC Freshman of the Week honors on Nov. 24. She's the first freshman to pick up the honor for Carolina since the 2023 season. Overall, Carolina leads the ACC with 84 Freshmen of the Week selections.

Her scoring has remained consistent, as she's the first freshman Tar Heel to score in double figures in five of her first six games

SUPERLATIVES

BIGGEST NORTH CAROLINA LEAD:
53 (4Q, 0:48 - at Boston College - 12/29/25)

BIGGEST NORTH CAROLINA DEFICIT:
24 (4Q, 4:17 - at Texas - 12/4/25)

BIGGEST NORTH CAROLINA LEAD IN A LOSS:
7, 2x, last (2Q - 2:46 - Stanford - 1/4/26)

BIGGEST NORTH CAROLINA DEFICIT IN A WIN:
9 (1Q - 2:17 vs. Fairfield - 11/15/25)

BIGGEST NORTH CAROLINA HALFTIME LEAD:
32 (NC Central - 11/3/25)

BIGGEST NORTH CAROLINA HALFTIME DEFICIT:
9 (at Texas - 12/4/25)

BEST NORTH CAROLINA 1ST HALF FG%:
64.7% (at Boston College - 12/29/25)

WORST NORTH CAROLINA 1ST HALF FG%:
30.3% (Elon - 11/6/25)

BEST NORTH CAROLINA 2ND HALF FG%:
70.4% (UNCG - 11/23/25)

WORST NORTH CAROLINA 2ND HALF FG%:
30.3% (vs. UCLA - 11/13/25)

MOST POINTS BY NORTH CAROLINA IN 1ST HALF:
53 (NC Central - 11/3/25)

FEWEST POINTS BY NORTH CAROLINA IN 1ST HALF:
29 (Elon - 11/6/25)

MOST POINTS BY OPPONENT IN 1ST HALF:
39 (at Texas - 12/4/25)

FEWEST POINTS BY OPPONENT IN 1ST HALF:
18, 2x, last (at Boston College - 12/29/25)

MOST POINTS BY NORTH CAROLINA IN 2ND HALF:
49 (Charleston So - 12/21/25)

FEWEST POINTS BY NORTH CAROLINA IN 2ND HALF:
26 (vs. UCLA - 11/13/25)

MOST POINTS BY OPPONENT IN 2ND HALF:
43, 2x, last (vs. Fairfield - 11/15/25)

FEWEST POINTS BY OPPONENT IN 2ND HALF:
16 (UNCW - 12/17/25)

BIGGEST HALFTIME LEAD BLOWN:
5 (Stanford - 1/4/26)

BIGGEST HALFTIME DEFICIT ERASED:
2 (California - 1/1/26)

BIGGEST MARGIN OF VICTORY:
51 (at Boston College - 12/29/25)

BIGGEST MARGIN OF DEFEAT:
18 (vs. UCLA - 11/13/25)



since Jocelyn Jones and Janelle Bailey both did so in 2017.

CT'S COMING

The development of Ciera Toomey has been undeniable, as the redshirt-sophomore's work in the offseason is now shining.

Posting a career-high 19 points against UNCG, Toomey also dished out a career-best four assists.

Toomey's presence in the paint is assisting Carolina to post an average of 40.1 points per game in the paint. The Tar Heels have posted 50+ point games in the paint four times this season.

RIGHT ON TARGET

The shots were falling against UNCG, as Carolina ended up shooting 39-of-59 from the field for a percentage of 66.1%.

This mark ranked No. 2 in a single-game field goal percentage at UNC and holds the record in the Banghart era.

The mark is the second-highest field goal percentage by an ACC team this season.

WINNING IS A TRADITION

Throughout the history of North Carolina women's basketball, it has boasted 30 20-win seasons.

A win over South Dakota State gave Carolina its 1,100th program victory. The Tar Heels became the 17th Division I women's program to reach the mark and the third in the ACC.

BROOKS LOVES THE DEEP BALL

Making a strong impact during her freshman campaign, Nyla Brooks is proving her prowess from beyond the arc.

She currently leads the Tar Heels with 36 made triples and leads the ACC among freshmen with an average of 2.12 per game, and is seventh overall in the league. Nationally, she ranks 13th among freshmen in threes per game.

Brooks is firing off the three-ball at a 42.4% clip, to rank No. 3 in the ACC and sixth nationally among rookies.

AN EMERGING LEADER

In her final season in Carolina Blue, Indya Nivar is making it count as she has posted double-digits in each outing this year.

The Apex, N.C., native started her season with a career-long streak of 14 consecutive games in double-figure scoring.

She currently ranks second for Carolina



2025-26 NORTH CAROLINA TAR HEELS

Front Row (L to R): Assistant Coach Katherine Bixby, Student Assistant Kayla McPherson, Lanie Grant, Reniya Kelly, Nyla Harris, Head Coach Courtney Banghart, Indya Nivar, Sydney Barker, Elina Aarnisalo, Director of Operations Shellie Greenman, Head Athletic Trainer Jodi Schneider.

Back Row (L to R): Assistant Coach Cory McNeill, General Manager Liz Roberts, Associate Head Coach Joanne Aluka-White, Assistant Director of Recruiting Jaelynn Murray, Taissa Queiroz, Liza Astakhova, Laila Hull, Nyla Brooks, Blanca Thomas, Ciera Toomey, Taliyah Henderson, Jordan Zubich, Graduate Assistant Izzy Leazier, Assistant Coach Lexi Weger, Assistant Coach Daniel Metzfeld, Director of Performance Andrew Graber.

with an average of 11.6 points per game.

Not only is Nivar showing her leadership on the offensive end, but she is also shining on defense. Her 3.25 steals per game rank third in the ACC, and her 52 total rank seventh nationally.

LET IT FLY

The three-ball has been good to the Tar Heels this season, as Carolina has knocked down 142 triples to date.

Last year, the Tar Heels set a new program record with a total of 269 made threes in 2024-25.

LOCKDOWN FROM DEEP

While the Tar Heels were knocking down triples against N.C. A&T, the Aggies went 0-for-6 from beyond the arc.

Carolina made 12 more three-pointers than its opponent, the largest disparity since 2016.

NO I IN TEAM

In seven of its 17 games, Carolina has posed a balanced scoring attack with at least five Tar Heels scoring 10+ points.

Eight different Tar Heels have tallied double-figure outings so far this season, with Indya Nivar scoring 10 or more points in 15 out of 17 games.

ROCKIN' AND ROLLIN'

The offense wasted no time getting going against NC Central, with Carolina scoring 90 points for the sixth time in a season opener under Banghart.

The 48-point margin of victory was also the second-best in a season opener under Banghart.

Carolina is now 20-0 under Banghart when scoring 90 or more points.

NEW KID ON THE BLOCK

With plenty of noise surrounding Nyla Brooks, the true freshman sure delivered against NC Central. The Waldorf, Md., product led all scorers with 15 points, while shooting 3-of-6 from beyond the arc.

Brooks became the first freshman to lead Carolina in scoring in its opening game since Deja Kelly scored 19 points against Radford in 2020.

Following up her opening day performance with 10 points against Elon, Brooks continued the streak by

Kelly set in 2020.

DOMINATE THE GLASS

The glass was sure kept clean against the Eagles, with the Tar Heels outrebounding NC Central by a margin of +28, with UNC grabbing 48 rebounds.

The feat marked the second-best margin by any ACC squad on the opening day of college basketball and No. 15 overall nationally.

Ciera Toomey and Nyla Harris led this charge, with each recording a double-double against NC Central. Toomey tallied a career-high 13 points and 11 rebounds, while Harris added 12 points and 10 boards.

It was the 11th game under Banghart in which two players posted double-doubles.

SHOW UP AND SHOW OUT

Opening the season on a loud note, Carolina packed Carmichael on its Field Trip Day with a total of 6,336 in attendance.

The number broke the attendance record in Carmichael during the Banghart era.

NO PLACE LIKE CARMICHAEL

In the only home in the history of Carolina women's basketball, the Tar Heels have traditionally held home-court advantage. Carolina is 41-2 under Banghart in home non-conference games and has won 34 straight games against unranked non-conference teams at home.

NEW LOOK, SAME MISSION

Back for year seven with Courtney Banghart at the helm, the Tar Heels bring back eight returners from last season's Sweet 16 squad.

Despite losing mainstays in Lexi Donarski, Maria Gakdeng, and Alyssa Ustby to graduation, Carolina reloaded with the addition of two transfers and four freshmen.

LOOKING BETTER IN CAROLINA BLUE

Elina Aarnisalo spent one season at UCLA and made a run to the Final Four with the Bruins, before making her way to Chapel Hill. An elite distributor, Aarnisalo averaged 3.4 assists per game to rank 15th among all Division I freshmen last season.

No stranger to the ACC, Nyla Harris chose to spend her final season in Carolina Blue after three seasons at Louisville.

As one of the most efficient shooters in the league the past two years, Harris led the Cardinals from the field as a sophomore and junior. Overall, Harris boasts a 54.2% career field goal percentage.

Regarded as one of the nation's top forwards, Harris also found herself on the Cheryl Miller Award Preseason Top-20 watch list.

THE FIERCE FRESHMEN

Youth is abundant for the Tar Heels, as Carolina brought in a highly rated freshman class with one international star and three ranked in ESPN's top 100 for the Class of 2025.

Following two years on the professional circuit in Russia, Moscow native, Liza Astakhova is ready to take her European game to the United States. Joining the Tar Heels in August, Astakhova looks to provide depth after appearing in 39 games last year with the Russia-PBL.

The fifth McDonald's All-American recruited by Banghart, Nyla Brooks is poised to make some noise in her debut campaign.

Coming out of Bishop Ireton High School, Brooks earned a multitude of honors throughout her prep career. The guard came in as the No. 13 overall prospect in the Class of 2025 by ESPN and picked up honors as the Gatorade Virginia Girls Basketball Player of the Year.

Most recently, Brooks was touted as one of ESPN's Most Impactful Freshmen and was named the first Tar Heel to the ACC Preseason All-Freshman team since 2021.

After missing her senior season of high school due to injury, Taliyah Henderson is ready to make her return to the court. A multi-sport athlete, Henderson proved to be a star on the hardwood and the track at Salpointe Catholic High School in Vail, Arizona.

The guard also boasts international experience, representing Canada at the FIBA U18 Women's Americup in 2024.

She averaged 9.5 points and 6.3

rebounds per game, as Canada went on to earn a silver medal at the event.

Graduating early from high school to spend this past spring with Carolina, Taissa Queiroz is prepped to make her debut in Carolina Blue. Spending her high school years at Cardinal Newman in the Bay Area, Queiroz has generated plenty of buzz through representing her home country of Brazil.

This past offseason, Queiroz played with Brazil in two exhibitions against WNBA squads in the Chicago Sky and Indiana Fever. She also joined Brazil at the 2025 GloblJam this past summer in Canada, earning a bronze medal.

A TRUE POINT DAWG

The acclaim for Reniya Kelly continues to grow, just like her game as the guard was named Preseason All-ACC by the league's media and coaches.

All-ACC Second Team as a sophomore, Kelly preps for her junior season after lighting it up in her second year of collegiate action. Posting eye-popping numbers in ACC play, Kelly averaged 11.4 points per game to rank second for the Tar Heels.

Proving her prowess from beyond the arc, Kelly knocked down 40 triples at a rate of 41.2%. Her field goal percentage from deep ranks No. 4 in a single season at Carolina.

With 59 career starts under her belt, Kelly also picked up honors as one of the nation's top point guards, earning a spot on the Nancy Lieberman Award Preseason Top-20 Watch list and the Naismith Player of the Year Preseason Watch List.

LANIE GRANT ON THE RISE

Playing in all 37 games during her freshman campaign last season, Lanie Grant is poised for a sophomore jump after earning ACC All-Freshman Team accolades.

Scoring double-figures in 14 games, Grant posted a career-best 19 points twice. She also led Carolina in scoring in four games, including twice in ACC action.

Grant still remains one of the youngest Tar Heels, skipping her senior season of high school to

reclassify and join UNC a year early.

ACC ACCLAIM

In the league's preseason polls, Carolina was selected to finish third by the ACC's coaches and media.

The Tar Heels highest finish in the Banghart era came in 2022, where UNC boasted a 13-5 record to tie for third in the conference.

Last season, Carolina outperformed its expectations from the preseason poll. After being projected to finish 6th, Carolina went 13-5 in league play to tie for 4th.

PRESEASON POLLS

With winning an expectation in Chapel Hill, the sentiment is reiterated nationally with the Tar Heels ranked No. 11 overall in both the AP and the USA Today/Coaches Preseason Polls.

The mark in the AP Poll is the highest start to a season for Carolina since 2009, where UNC began the season ranked No. 4.

In the USA Today/Coaches Poll, it matched Carolina's best start in the poll since the 2012-13 season.

TAR HEELS AND NCAA TOURNAMENT FOES

Prepping for March all throughout November and December, Carolina is set to take on eight NCAA Tournament squads between its exhibition and the regular season during its non-conference slate.

- South Carolina - 2025 Final Four
- UCLA - 2025 Final Four
- Fairfield - 2025 First Round
- UNCG - 2025 First Round
- South Dakota State - 2025 Second Round
- Kansas State - 2025 Sweet 16
- Columbia - 2025 First Round
- Texas - 2025 Final Four

HOME SWEET HOME

The confines of Carmichael Arena have been friendly to the Tar Heels throughout non-conference action, as Carolina has won 34 straight games at home against unranked non-conference teams.

This streak dates back to the 2019 season.

MILESTONE WATCH


- Courtney Banghart -
 - 392 career wins
 - Eight away from 400 - would be one of 47 active head coaches with 400 wins.
- Nyla Harris -
 - 966 career points.
 - 34 away from 1,000.
 - 91 career steals.
 - 9 away from 1,000.
- Indya Nivar -
 - 187 career steals.
 - 13 away from 200.


WHAT'S NEXT


The Tar Heels return home to Chapel Hill, hosting Miami for a weeknight tilt on Thursday.


Tip against the Hurricanes is set for 7 p.m. ET, streaming on ACC Network Extra.


2025-26 SEASON AND CAREER HIGHS


	19, vs. Columbia (11/29/25)	Points	19, 2x, last vs. Columbia (11/29/25)	CAREER
	4, 2x, last vs. Louisville (12/14/25)	Rebounds	6, vs. NC State (2/16/25)	
	5, at Boston College (12/29/25)	Assists	5, at Boston College (12/29/25)	
	3, 2x, last vs. Stanford (1/4/26)	Steals	3, 2x, last vs. Stanford (1/4/26)	
	1, vs. UNCG (11/23/25)	Blocks	1, 3x, last vs. UNCG (11/23/25)	
	SEASON	42, vs. Louisville (12/14/25)	Minutes	
0	LANIE GRANT So. G 5-9 Midlothian, Va.			


	8, 2x, last at N.C. A&T (11/20/25)	Points	8, 2x, last at N.C. A&T (11/20/25)	CAREER
	2, at Boston College (12/29/25)	Rebounds	2, at Boston College (12/29/25)	
	1, vs. Elon (11/6/25)	Assists	2, 3x, last vs. Wake Forest (1/23/25)	
	1, 2x, last vs. UNCG (11/23/25)	Steals	1, 3x, last vs. UNCG (11/23/25)	
	--	Blocks	--	
	12, 2x, last vs. UNCG (11/23/25)	Minutes	13, vs. Charleston So. (11/4/24)	
SEASON	1	JORDAN ZUBICH So. G 5-11 Mountain Iron, Minn.		

	19, at Boston College (12/29/25)	Points	22, at Syracuse (2/11/24)	CAREER
	10, 2x, last vs. Cal (1/1/26)	Rebounds	15, vs. Florida State (2/29/24)	
	4, vs. Cal (1/1/26)	Assists	4, vs. Cal (1/1/26)	
	5, vs. Cal (1/1/26)	Steals	5, vs. Cal (1/1/26)	
	2, 2x, last vs. UNCW (12/17/25)	Blocks	3, at Syracuse (1/29/23)	
	32, vs. Cal (1/1/26)	Minutes	38, 2x, last at UNC (1/21/24)	
	SEASON			
2	NYLA HARRIS Sr. F 6-2 Orlando, Fla. Louisville			

	13, 2x, last vs. Louisville (12/14/25)	Points	13, 2x, last vs. Louisville (12/14/25)	CAREER
	6, vs. Charleston So. (12/21/25)	Rebounds	6, vs. Charleston So. (12/21/25)	
	3, at N.C. A&T (11/20/25)	Assists	3, at N.C. A&T (11/20/25)	
	4, vs. BU (12/7/25)	Steals	4, vs. BU (12/7/25)	
	1, vs. UCLA (11/13/25)	Blocks	--	
	18, vs. Louisville (12/14/25)	Minutes	18, vs. Louisville (12/14/25)	
SEASON	3	TALIYAH HENDERSON Fr. G 6-1 Vail, Ariz.		

	14, vs. Fairfield (11/15/25)	Points	14, 2x, last vs. Fairfield (11/15/25)	CAREER
	5, 2x, last at Boston College (12/29/25)	Rebounds	5, 3x, last at Boston College (12/29/25)	
	4, 2x, last vs. SDSU (11/27/25)	Assists	4, 2x, last vs. SDSU (11/27/25)	
	2, 2x, last vs. Charleston So. (12/21/25)	Steals	2, 3x, last vs. Charleston So. (12/21/25)	
	2, vs. UNCG (11/23/25)	Blocks	2, vs. UNCG (11/23/25)	
	22, vs. SDSU (11/27/25)	Minutes	22, vs. SDSU (11/27/25)	
SEASON				
4	LAILA HULL R-So. G 6-1 Zionsville, Ind.			

	6, vs. NC Central (11/3/25)	Points	6, vs. NC Central (11/3/25)	CAREER
	3, vs. NC Central (11/3/25)	Rebounds	3, vs. NC Central (11/3/25)	
	1, vs. NC Central (11/3/25)	Assists	1, vs. NC Central (11/3/25)	
	--	Steals	--	
	--	Blocks	--	
	8, vs. NC Central (11/3/25)	Minutes	8, vs. NC Central (11/3/25)	
	SEASON			
5	LIZA ASTAKHOVA Fr. F 6-2 Moscow, Russia			

	19, vs. Charleston So. (12/21/25)	Points	19, vs. Charleston So. (12/21/25)	CAREER
	6, vs. UNCW (12/17/25)	Rebounds	6, vs. UNCW (12/17/25)	
	4, vs. Elon (11/6/25)	Assists	4, vs. Elon (11/6/25)	
	4, vs. Elon (11/6/25)	Steals	4, vs. Elon (11/6/25)	
	2, at N.C. A&T (11/20/25)	Blocks	2, at N.C. A&T (11/20/25)	
	28, vs. Elon (11/6/25)	Minutes	28, vs. Elon (11/6/25)	
SEASON	7	NYLA BROOKS Fr. G 6-1 Waldorf, Md.		

CAREER SUPERLATIVES			
PLAYED/STARTED	2025-26	CAREER	STREAK
Nyla Harris	16/12	121/92	8
Reniya Kelly	16/15	70/59	5
Indya Nivar	17/17	118/58	51
Elina Aarnisalo	17/14	54/24	1
Lanie Grant	15/10	52/12	--
Ciera Toomey	17/17	49/17	17
Blanca Thomas	8/0	42/5	--
Laila Hull	16/0	39/0	--
Sydney Barker	9/0	30/0	--
Jordan Zubich	10/0	27/0	--
Nyla Brooks	17/0	17/0	--
Taliyah Henderson	16/0	16/0	--
Liza Astakhova	7/0	7/0	--
Taissa Queiroz	7/0	7/0	--

DOUBLE-DIGIT GAMES		
2025-26	CAREER	POINTS
Nyla Harris	11	44
Indya Nivar	15	40
Reniya Kelly	--	16
Lanie Grant	4	15
Ciera Toomey	12	15
Elina Aarnisalo	10	15
Nyla Brooks	11	11
Taliyah Henderson	4	4
Laila Hull	1	2

REBOUNDS		
2025-26	CAREER	
Nyla Harris	2	13
Indya Nivar	2	4
Ciera Toomey	2	2
Blanca Thomas	--	1

20+ POINTS		
2025-26	CAREER	
Reniya Kelly	--	3
Nyla Harris	--	1

8+ REBOUNDS		
2025-26	CAREER	
Nyla Harris	5	29
Indya Nivar	3	15
Ciera Toomey	7	8
Blanca Thomas	--	4
Reniya Kelly	--	1
Elina Aarnisalo	1	1

5+ ASSISTS		
2025-26	CAREER	
Elina Aarnisalo	--	12
Indya Nivar	5	11
Reniya Kelly	--	4
Lanie Grant	1	1

3+ BLOCKS		
2025-26	CAREER	
Blanca Thomas	--	3
Ciera Toomey	5	5
Nyla Harris	--	1

3+ STEALS		
2025-26	CAREER	
Indya Nivar	10	25
Nyla Harris	1	10
Reniya Kelly	1	4
Taliyah Henderson	3	3
Elina Aarnisalo	2	3
Ciera Toomey	1	2
Nyla Brooks	2	2

2025-26 SEASON AND CAREER HIGHS

DOUBLE-DOUBLE TRACKER



9, 3x, last vs. Stanford (1/4/26)	Points	23, vs. NC State (2/16/25)	
6, vs. SDSU (11/27/25)	Rebounds	8, at Clemson (2/9/25)	
4, 5x, last vs. Charleston So. (12/21/25)	Assists	6, 3x, last at Syracuse (2/20/25)	
3, vs. Charleston So. (12/21/25)	Steals	5, at N.C. A&T (11/12/24)	
1, 2x, last at Boston College (12/29/25)	Blocks	1, 6x, last at Boston College (12/29/25)	
34, vs. Cal (1/1/26)	Minutes	42, at Duke (2/11/24)	CAREER
SEASON			
10	RENIYA KELLY Jr. G 5-7 Hoover, Ala.		



2, 2x, last vs. UNCW (12/17/25)	Points	5, at Boston College (2/29/24)	
2, vs. UNCG (11/23/25)	Rebounds	2, vs. UNCG (11/23/25)	
1, 2x, last vs. Fairfield (11/15/25)	Assists	1, 3x, last vs. Fairfield (11/15/25)	
1, 2x, last at Boston College (12/29/25)	Steals	1, 4x, last at Boston College (12/29/25)	
--	Blocks	--	
8, vs. NC Central (11/3/25)	Minutes	9, at Boston College (2/29/24)	CAREER
SEASON			
15	SYDNEY BARKER Jr. G 5-7 Durham, N.C.		



16, 2x, last vs. Charleston So. (12/21/25)	Points	19, vs. Colgate (11/10/24)	
8, vs. Elon (11/6/25)	Rebounds	8, vs. Elon (11/6/25)	
4, 5x, last at Boston College (12/29/25)	Assists	11, vs. Arkansas (11/17/24)	
4, at Boston College (12/29/25)	Steals	4, at Boston College (12/29/25)	
--	Blocks	1, 3x, last vs. Richmond (3/23/25)	
36, vs. Columbia (11/29/25)	Minutes	36, vs. Columbia (11/29/25)	CAREER
SEASON			
17	ELINA AARNISALO So. G 5-10 Helsinki, Finland UCLA		



19, vs. UNCG (11/23/25)	Points	19, vs. UNCG (11/23/25)	
12, vs. Elon (11/6/25)	Rebounds	12, vs. Elon (11/6/25)	
4, vs. UNCG (11/23/25)	Assists	4, vs. UNCG (11/23/25)	
3, vs. UNCG (11/23/25)	Steals	3, 2x, last vs. UNCG (11/23/25)	
4, 2x, last vs. UNCW (12/17/25)	Blocks	4, 2x, last vs. UNCW (12/17/25)	
39 vs. Stanford (1/4/26)	Minutes	39 vs. Stanford (1/4/26)	CAREER
SEASON			
21	CIERA TOOMEY R-So. F 6-4 Dunmore, Pa.		



17, at Texas (12/4/25)	Points	17, 2x, last at Texas (12/4/24)	
12, vs. SDSU (11/27/25)	Rebounds	12, vs. SDSU (11/27/25)	
7, vs. Kansas State (11/28/25)	Assists	7, vs. Kansas State (11/28/25)	
10, vs. SDSU (11/27/25)	Steals	10, vs. SDSU (11/27/25)	
2, 3x, last vs. SDSU (11/27/25)	Blocks	2, 7x, last vs. SDSU (11/27/25)	
36 vs. Stanford (1/4/26)	Minutes	36 vs. Stanford (1/4/26)	CAREER
SEASON			
24	INDYA NIVAR Sr. G 5-10 Apex, N.C. Stanford		



6, 2x, last vs. Cal (1/1/26)	Points	6, 2x, last vs. Cal (1/1/26)	
6, 2x, last vs. Charleston So. (12/21/25)	Rebounds	6, 2x, last vs. Charleston So. (12/21/25)	
4, vs. Charleston So. (12/21/25)	Assists	4, vs. Charleston So. (12/21/25)	
2, vs. NC Central (11/3/25)	Steals	2, vs. NC Central (11/3/25)	
--	Blocks	--	
15, vs. NC Central (11/3/25)	Minutes	15, vs. NC Central (11/3/25)	CAREER
SEASON			
26	TAISSA QUEIROZ Fr. G 6-1 Belo Horizonte, Brazil		



8, vs. UNCW (12/17/25)	Points	8, 2x, last vs. UNCW (12/17/25)	
5, vs. UNCW (12/17/25)	Rebounds	10, vs. UNCW (11/7/24)	
2, vs. UNCW (12/17/25)	Assists	3, vs. NC Central (11/29/24)	
2, vs. Charleston So. (12/21/25)	Steals	3, vs. NC Central (11/29/24)	
--	Blocks	4, vs. NC Central (11/29/24)	
16, vs. UNCW (12/17/25)	Minutes	24, vs. Duke (1/9/25)	CAREER
SEASON			
34	BLANCA THOMAS So. C 6-5 Charlotte, N.C.		

	2025-26	Career
Nyla Harris	2	10
<ul style="list-style-type: none"> • 13 pts, 10 rbs (1/1/6 - California) • 12 pts, 10 rbs (11/3/25 - NC Central) • 10 pts, 11 rbs (1/16/25 - Syracuse) • 14 pts, 10 rbs (12/12/24 - Grambling State) • 11 pts, 15 rbs (2/29/24 - Florida State) • 22 pts, 11 rbs (2/11/24 - at Syracuse) • 19 pts, 10 rbs (2/8/24 - Notre Dame) • 18 pts, 14 rbs (2/1/24 - Syracuse) • 13 pts, 12 rbs (12/31/23 - at Miami) • 13 pts, 11 rbs (11/12/23 - DePaul) 		

Indya Nivar	1	2
<ul style="list-style-type: none"> • 14 pts, 10 rbs (11/20/25 - at N.C. A&T) • 17 pts, 11 rbs (11/8/23 - Gardner-Webb) 		

Ciera Toomey	1	1
<ul style="list-style-type: none"> • 13 pts, 11 rbs (11/3/25 - NC Central) 		

CURRENT STREAKS

Overall	Lost 1
Unranked teams anywhere	Lost 1
Ranked teams anywhere	Lost 4
Home	Lost 1
Home ACC	Lost 1
Home non-conference	Won 15
Home unranked non-conference	Won 34
Home ranked teams	Lost 1
Home unranked teams	Lost 1
Road	Won 1
Road ACC	Won 1
Road ranked teams	Lost 2
Road unranked teams	Won 9
Neutral	Won 4
Neutral ranked teams	Lost 2
Neutral unranked teams	Won 10

CONSECUTIVE MADE FREE THROWS (ACTIVE STREAK)

Elina Aarnisalo	12
Reniya Kelly	10
Jordan Zubich	2
Taliyah Henderson	1
Indya Nivar	1
Lanie Grant	1
Taissa Queiroz	1

CONSECUTIVE GAMES WITH A THREE-POINT

FIELD GOAL	
Lanie Grant	6
Elina Aarnisalo	1

COURTNEY BANGHART

Head Coach • Seventh Season at UNC, 19th Season as a Head Coach



The 2025-26 season is the seventh at UNC for head coach Courtney Banghart, who has transformed the Tar Heel roster and led the team to NCAA Tournament appearances in each of the past five seasons, with a Sweet 16 appearance in 2022 and 2025.

Banghart was announced on April 30, 2019, as North Carolina's fourth head women's basketball coach, and the first new face in the position since 1986. She came to Chapel Hill after 12 years as the head coach at Princeton, where her teams won seven Ivy League crowns and made eight NCAA Tournament appearances. (Before her arrival, Princeton hadn't reached the tournament even once.)

A New Hampshire native, Banghart was a three-year starter at Dartmouth, where she twice earned All-Ivy honors. She drained a then-Ivy League record in career three-pointers (273) and as a senior competed in the three-point shooting contest at Butler's Hinkle Fieldhouse during the men's Final Four in Indianapolis.

Including a WNIT appearance at Princeton, Banghart has led her teams to 14 postseason appearances in 18 seasons as a head coach.

More on Banghart

- Led UNC to a No. 3 seed in the 2025 NCAA Tournament, hosting postseason basketball in Chapel Hill for the first time since 2015.
- She was the 2015 Naismith National Coach of the Year and is the only current ACC coach to have won that honor.
- A player she coached was picked in the top 10 in back-to-back WNBA Drafts (Stephanie Watts from UNC 10th in 2021, Bella Alarie from Princeton 5th in 2020)
- In 2015 she was named to Fortune's list of the World's 50 Greatest Leaders. Also on the list that year: Pope Francis, Bill and Melinda Gates, Chief Justice John Roberts Jr., LeBron James, Elon Musk and Taylor Swift.
- She holds a bachelor's degree in neuroscience and a master's degree in writing and leadership, both from Dartmouth. Her graduate thesis was on sport leadership.
- She hitchhiked through Alaska after college (after ditching the outdoor leadership course in which she was enrolled) and has bungeed off a jump in Switzerland that was then the highest in the world.
- Right around the time she got the Princeton job, she and her brother were finalists to appear on "The Amazing Race."
- A four-time soccer state champion in high school, she planned to play that sport at Dartmouth until a coaching change made her rethink her path and talk the women's basketball coach into giving her a spot. (She also won two high school state titles in basketball and three in tennis.)

Banghart Year-By-Year

Princeton	
2007-08	7-23
2008-09	14-14
2009-10*	26-3
2010-11*	24-5
2011-12*	24-5
2012-13*	22-7
2013-14	21-9
2014-15*	31-1
2015-16*	23-6
2016-17	16-14
2017-18*	24-6
2018-19*	22-10
Total	254-103

UNC	
2019-20	16-14 (7-11 ACC)
2020-21*	13-11 (8-9 ACC)
2021-22*	25-7 (13-5 ACC)
2022-23*	22-11 (11-7 ACC)
2023-24*	20-13 (11-7 ACC)
2024-25*	29-8 (13-5 ACC)
2025-26	13-4 (2-2 ACC)
Total	138-68 (65-47 ACC)

Career	392-171
--------	---------

* – NCAA Tourn. appearances
• 13 in 18 seasons as a head coach, all in the past 15 years

FAST FACTS-HISTORY

Carolina Women's Basketball

Head Coach.....	Courtney Banghart (7th season at UNC)
Record at UNC.....	138-68 (65-47 ACC), seventh season
Career record.....	392-171, 19th season
Associate Head Coach	Joanne Aluka-White
Assistant Coach	Cory McNeill
Assistant Coach	Katherine Bixby
Assistant Coach	Daniel Metzfeld
Assistant Coach	Lexi Weger
Director of Operations	Shellie Greenman
General Manager/Special Assistant to the Head Coach.....	Liz Roberts
Assistant Director of Recruiting.....	Jaelynn Murray
Home Facility.....	Carmichael Arena (Cap. 6,319)

Carolina Program History

First season as a varsity program	1974-75
All-time overall record.....	1,107-523
All-time ACC record	432-292
ACC Championships	Nine (tied for most among current conference teams)
.....	1984, 1994, 1995, 1997, 1998, 2005, 2006, 2007, 2008
ACC Tournament record.....	65-39
NCAA Tournament appearances	32 (most in the ACC)
All-time NCAA Tournament record	53-31
NCAA Championships.....	One (1994)
Most recent NCAA Tournament appearance	2025

Team Information

2024-25 record.....	29-8 (13-5 ACC)
2025 ACC Tournament.....	Semifinal
.....	L, 55-66 to #1 NC State in Semifinal
2024 NCAA Tournament.....	No. 3 seed in the Birmingham 2 Region, Sweet 16
.....	1st round: W, 70-49 vs. 14th-seeded Oregon State (Chapel Hill, N.C.)
.....	2nd round: W, 58-47 vs. 6th-seeded West Virginia (Chapel Hill, N.C.)
.....	Sweet 16: L, 38-47 vs. 2nd-seeded Duke (Birmingham, Ala.)

Roster Breakdown

Starters returning (2024-25 averages)	Two
Reniya Kelly (Jr., G, 9.6 ppg, 2.7 rpg, 2.1 apg -- 33 GP/33 GS)	
Indya Nivar (Sr., G, 8.3 ppg, 4.5 rpg, 2.0 spg -- 34 GP/34 GS)	

Letterwinners returning	Eight
Reniya Kelly (Jr., G, 9.6 ppg, 2.7 rpg - 33 GP)	
Indya Nivar (Sr., G, 8.3 ppg, 4.5 rpg - 34 GP)	
Lanie Grant (So., G, 7.3 ppg, 1.8 rpg - 37 GP)	
Ciera Toomey (R-So., F, 3.2 ppg, 2.2 rpg - 32 GP)	
Laila Hull (R-So., G, 2.6 ppg, 1.6 rpg - 23 GP)	
Blanca Thomas (So., C, 2.4 ppg, 3.5 rpg - 33 GP)	
Sydney Barker (Jr., G, 1.7 ppg, 0.2 rpg - 9 GP)	
Jordan Zubich (So., G, 1.5 ppg, 0.3 rpg - 17 GP)	

Newcomers	Six
Elina Aarnisalo (So., G, Helsinki, Finland / Mäkeläinrinne Upper Secondary School / UCLA)	
Liza Astakhova (Fr., F, Moscow, Russia / Znaika School Russian Federation)	
Nyla Brooks (Fr., G, Waldorf, Md. / Bishop Ireton)	
Nyla Harris (Sr., F, Orlando, Fla. / Lake Highland Prep / Louisville)	
Taliyah Henderson (Fr., G, Vail, Ariz. / Vail)	
Taissa Quieroz (Fr., G., Belo Horizonte, Brazil / Cardinal Newman)	

Starters lost.....	Three
Alyssa Ustby (Gr., F, 10.9 ppg, 9.5 rpg, 2.8 apg, 1.2 spg)	
Maria Gakdeng (Sr., C, 10.8 ppg, 7.6 rpg, 0.8 apg, 1.1 bpg)	
Lexi Donarski (Gr., G, 10.7 ppg, 1.9 rpg, 1.4 apg, 1.2 spg)	

Letterwinners lost.....	Six
Alyssa Ustby (Gr., F, 10.9 ppg, 9.5 rpg, 2.8 apg, 1.2 spg) - Graduation	
Maria Gakdeng (Sr., C, 10.8 ppg, 7.6 rpg, 0.8 apg, 1.1 bpg) - Graduation	
Lexi Donarski (Gr., G, 10.7 ppg, 1.9 rpg, 1.4 apg, 1.2 spg) - Graduation	
Trayanna Crisp (Jr., G, 5.6 ppg, 1.5 rpg, 0.8 apg, 0.5 spg) - Transfer Portal	
Grace Townsend (Gr., G, 4.2 ppg, 2.1 rpg, 2.4 apg, 0.7 spg) - Graduation	
Kayla McPherson (R-Jr., G) - Medical Retirement	



ACC WOMEN'S BASKETBALL STANDINGS

SCHOOL	ACC	OVERALL
Louisville	5-0	15-3
Virginia	5-0	13-3
Duke	5-0	10-6
NC State	4-1	11-5
Stanford	3-1	14-3
Syracuse	3-2	13-3
Notre Dame	3-2	11-4
Clemson	3-2	12-5
North Carolina	2-2	13-4
Wake Forest	2-3	12-5
Virginia Tech	2-3	12-5
Miami	2-3	10-6
Georgia Tech	2-3	7-10
Pitt	1-3	8-9
California	0-4	9-8
SMU	0-4	7-9
Florida State	0-4	5-11
Boston College	0-5	4-14

Standings as of Jan. 9

NORTH CAROLINA TEAM LEADERS

Scoring	11.7	Ciera Toomey
Rebounds	7.1	Ciera Toomey
Assists	6.2	Indya Nivar
Steals	5.6	Indya Nivar
Blocks	2.7	Ciera Toomey
Field Goals	8.2	Ciera Toomey
Field Goal %	.667	Taliyah Henderson
3-Point FG	3.6	Nyla Brooks
3-Point FG%	.424	Nyla Brooks
Free Throws	3.4	Nyla Harris
Free Throw %	.842	Elina Aarnisalo

UNC'S RECORD WHEN ...

	Overall	ACC
All games.....	13-4	2-3
At home.....	7-1	1-2
On the road.....	2-1	1-0
At a neutral site.....	4-1	0-0
vs. ranked opponents.....	0-3	0-1
Leading at the half.....	12-1	1-1
Trailing at the half.....	1-3	1-1
Tied at the half.....	0-0	0-0
Leading after first quarter.....	11-3	1-1
Trailing after first quarter.....	2-1	1-1
Tied after first quarter.....	0-0	0-0
Leading after third quarter.....	12-1	2-1
Trailing after third quarter.....	1-3	0-1
Tied after third quarter.....	0-0	0-0
Shooting 50% or better.....	5-0	1-0
Shooting between 40-49%.....	7-2	1-1
Shooting below 40%.....	1-2	0-1
Opponent shoots 50% or better.....	1-1	0-0
Opponent shoots between 40-49%.....	4-3	1-2
Opponent shoots below 40%.....	8-0	1-0
Carolina outrebounds its opponent.....	12-1	2-0
Carolina gets outrebounded.....	1-3	0-2
Teams are tied in rebounding.....	0-0	0-0
UNC bench outscores opponent bench.....	12-0	2-0
Opponent bench outscores UNC bench.....	1-4	0-2
Bench points are even.....	0-0	0-0
Scoring 50-59.....	0-0	0-0
Scoring 60-69.....	0-3	0-1
Scoring 70-79.....	2-1	1-1
Scoring 80-89.....	6-0	0-0
Scoring 90-99.....	4-0	1-0
Scoring 100 points or more.....	0-0	0-0
Allowing 50 points or less.....	8-0	1-0
Allowing 51-59 points.....	1-0	1-0
Allowing 60-69 points.....	2-0	0-0
Allowing 70-79 points.....	2-4	0-2
Allowing 80-89 points.....	0-0	0-0
Margin is 1-4 points.....	0-0	0-0
Margin is 5-9 points.....	0-1	0-1
Margin is 10-19 points.....	5-3	1-1
Margin is 20 points or more.....	8-0	1-0
Two Tar Heels in double figures.....	0-0	0-0
Three Tar Heels in double figures.....	4-3	2-1
Four Tar Heels in double figures.....	3-0	0-0
Five Tar Heels in double figures.....	6-1	0-1
Six Tar Heels in double figures.....	0-0	0-0
In November.....	8-1	0-0
In December.....	4-2	1-1
In January.....	1-1	1-1
In February.....	0-0	0-0
In March.....	0-0	0-0

THE LAST TIME UNDER BANGHART....

Scoring 80+ 12/17/25 vs. UNCW
 Scoring 90+ 12/29/25 at Boston College
 Scoring 100+ 11/29/24 vs. N.C. Central
 Six players scoring 10+ 12/21/24 vs. Norfolk State
 Five players scoring 10+ 12/14/25 vs. Louisville
 Four players scoring 10+ 11/28/25 vs. Kansas State
 Three players scoring 20+ 12/17/20 vs. Syracuse
 Two players scoring 20+ 12/31/23 vs. Clemson
 No player scores 10+ 3/28/25 vs. Duke
 Scored fewer than 50 points 3/28/25 vs. Duke
 Held opponent under 50 points 12/17/25 vs. UNCW
 Beat a team by 25+ in consecutive seasons 12/8/24 and 11/23/25 vs. UNCG

Shooting 55% 12/29/25 at Boston College
 Shooting 50% 11/28/25 vs. Kansas State
 Team hits 10+ threes 12/21/25 vs. Charleston So.
 One player hits 7+ threes 3/22/21 vs. Alabama (Watts)
 One player hits 6+ threes 12/21/25 vs. Charleston So.

(Brooks)
 One player hits 5+ threes 3/22/25 vs. Oregon State
 (Donarski)

Shot 100% at FT line 2/20/25 at Syracuse
 Shot 90% at FT line 2/1/24 at NC State
 Shot 80% at FT line with at least 10 shots 12/4/25 at Texas
 Made 10+ FT 11/28/25 vs. Kansas State
 Made 15+ FT 1/4/26 vs. Stanford
 Made 20+ FT 12/21/24 vs. Norfolk State
 One player hits 10+ FT 2/4/24 vs. Virginia Tech (Kelly)

Forcing 20+ TO 1/4/26 vs. Stanford
 Forcing 15+ TO 12/21/25 vs. Charleston So.
 Forced 20+ TO in three straight games 11/20/25-11/27/25
 Held opponent below 20% from field 1/16/25 at SMU
 Held opponent below 25% from field 12/29/25 at Boston College
 Held opponent below 30% from field 12/17/25 vs. UNCW

One player scores 40+ N/A
 One player scores 35+ N/A
 One player scores 30+ 2/9/23 - Deja Kelly at Syracuse (32)
 One player scores 25+ 3/2/25 - Maria Gakdeng vs. Virginia (25)

Consecutive 20+ point games for one player 2/13/25 vs. Virginia Tech (20) & 2/16/24 vs. NC State (23) (Kelly)

Buzzer-beating shot to win game N/A
 One player played all 40 minutes (or 45 if OT) 2/20/25 at Syracuse
 (Donarski)

One player with 5+ steals 1/1/26 vs. California (Harris)
 One player with 10+ assists 12/15/24 vs. Georgia Tech
 (Ustby)

One player with 5+ blocks 12/7/25 vs. Boston University
 (Toomey)

Two players with 10+ rebounds 11/3/25 vs. NC Central
 (Toomey/Harris)

One player with 15+ rebounds 3/7/25 vs. Florida State
 (Gakdeng/Ustby)

Two players with 10+ pts, 5+ reb, 5+ assists 11/27/25 vs. South Dakota
 State (Nivar)

One player with a triple-double 11/27/25 vs. South Dakota
 State (Nivar)

Three players with a double-double 12/5/19 vs. Illinois (Bailey/
 Bennett/Koenen)

Two players with a double-double 11/3/25 vs. NC Central
 (Toomey/Harris)

One player with double-double 1/1/26 vs. California
 (Harris)

Player scores 10+ in their Carolina debut 11/3/25 vs. NC Central
 (Aarnisalo/Brooks/Harris)

15-20 assists 1/1/26 vs. California
 21-25 assists 12/29/25 at Boston College
 25+ assists 11/29/24 vs. NC Central

10-14 steals 1/4/26 vs. Stanford
 15+ steals 11/27/25 vs. South Dakota
 State

10+ blocks 11/29/24 vs. N.C. Central

60+ team rebounds 11/16/22 vs. South Carolina State

50+ team rebounds 12/17/25 vs. UNCW

Held an opponent to single digits in a half... 11/17/21 vs. Appalachian State

Held an opponent below 20 points in a half.. 12/29/25 at Boston College

Held an opponent below 20 points in a first half..... 12/29/25 at Boston
 College

Held an opponent to two points or fewer in multiple quarters 11/16/22
 vs. South Carolina State

Win while trailing at halftime 1/1/26 vs. California

Consecutive wins when trailing at halftime 11/24/22 vs. Oregon &
 11/27/22 vs. Iowa State

Win while trailing after third quarter 2/23/25 at Louisville

Lose while leading at halftime 1/4/26 vs. Stanford

Lose while leading after third quarter 1/4/26 vs. Stanford

Beat a Top 5 Team 1/8/23 vs. #4 Notre Dame

Beat a Top 10 Team 2/16/25 vs. #10 NC State

Beat a Top 15 Team 1/9/25 vs. #14 Duke

Beat a Top 20 Team 3/24/25 vs. #16 West Virginia

Beat a Top 25 Team 3/7/25 vs. #22 Florida State

Beat a Top 5 Team on road 2/10/14 at #3 Duke

Beat a Top 10 Team on road 2/3/19 at #7 NC State

Beat a Top 15 Team on road 2/26/23 at #11 Duke

Beat a Top 20 Team on road 1/30/25 at #19 California

Beat a Top 25 Team on road 1/7/24 at #16 Notre Dame

Played an overtime game 1/4/26 vs. Stanford

Won an overtime game 1/9/25 vs. Duke

Lost an overtime game 1/4/26 vs. Stanford

Played a 2+ OT game 12/4/14 at Rutgers (2OT)

Season-Opening Win 11/3/25 vs. NC Central

Home-Opening Win 11/3/25 vs. NC Central

ACC-Opening Win 12/31/23 vs. Clemson

ACC-Home Opening Win 12/31/23 vs. Clemson

ACC-Road Opening Win 12/29/25 at Boston College

ACC-Opening Win at Home 12/31/23 vs. Clemson

ACC-Opening Win on Road 12/19/21 at Boston College

BANGHART ERA SINGLE-GAME RECORDS

SHOOTING

FG PCT	66.1% vs. UNCG, 11/23/25
FG PCT in a Half	75.0% vs. Duke (1H), 1/19/23
FG PCT in a Quarter	90.0% vs. Duke (3Q), 1/19/23
FG PCT Disparity in Halves.....	47% (75% vs. 28%) vs. Duke, 1/19/23
FG Made	46 vs. NC Central, 11/29/24
FG Attempted	86 vs. Appalachian State, 11/17/21
3PT PCT	66.7% vs. James Madison, 11/17/21
3PT Made	14, 3x, last vs. Kansas State, 11/28/25
3PT Attempted	44 vs. Charleston Southern, 11/15/19
Missed Threes	30 vs. Charleston Southern, 11/15/19
FT Percent	100%, 3x, last at Syracuse, 2/20/25
FT Made	28 vs. Alabama State, 12/21/21
FT Attempted	43 vs. Alabama State, 12/21/21

SCORING

Points	119 vs. NC Central, 11/29/24
Points in a Half	65 vs. NC Central (1H), 11/29/24
Points in a Quarter	40 vs. Gardner-Webb (3Q), 11/18/23
Points in a First Half	65 vs. NC Central, 11/29/24
Points in a Second Half	57, 2x, last vs. Gardner-Webb, 11/8/23
Points, ACC Game	92 vs. Syracuse, 12/17/20
Margin of Victory	76 vs. NC Central, 11/29/24
Margin of Victory, ACC Game	51 at Boston College, 12/29/25
Players Scoring in Double Figures	6, 7x, last vs. Norfolk State 12/21/24

DEFENSIVE

Fewest Points Allowed	25 vs. South Carolina State, 11/26/22
Fewest Points in a Half Allowed	7 vs. Appalachian State (1H), 11/17/21
Fewest in a Quarter Allowed	1 vs. South Carolina State (1Q), 11/16/22
Fewest Points in a First Half Allowed	7 vs. Appalachian State, 11/17/21
Fewest Points in a Second Half	10 vs. South Carolina State, 11/16/22
Fewest Points Allowed, ACC Game	33 at SMU, 1/16/25

TEAM STATS

Assists	28 vs. NC Central, 11/29/24
Blocks	11, 2x, last vs. NC Central, 11/29/24
Bench Points	57 vs. High Point, 11/19/20
Fast Break Points	29 at Syracuse, 1/19/21
Fouls	25, 2x last vs. South Carolina, 11/30/23
Points in the Paint	70 vs. NC Central, 11/29/24
Rebounds	67 vs. South Carolina State, 11/16/22
Offensive Rebounds	29 vs. South Carolina State, 11/16/22
Defensive Rebounds	40, 2x, last vs. Miami, 2/6/22
Second Chance Points	28, 3x, last vs. Gardner-Webb, 11/8/23
Steals	19, 2x, last vs. Elon, 11/6/25

Turnovers Forced	36 vs. North Carolina A&T, 11/9/21
Turnovers Committed	26 vs. Duke, 1/9/25
Points off Turnovers	44 vs. Gardner-Webb, 11/8/23

INDIVIDUAL PERFORMANCES

Individual Points	32, Deja Kelly at Syracuse, 2/9/23
Individual FGM	13, Deja Kelly at Syracuse, 2/9/23
Individual FG Attempted	26, Madinah Muhammad at Wake Forest, 2/23/20
Individual 3PT Made	7, Stephanie White vs. Alabama, 3/22/21
Individual 3PT Attempted	15, Lexi Donarski vs. Clemson, 12/31/23
Individual FT Made	14, Deja Kelly vs. Louisville, 1/21/24
Individual Rebounds	18, 3x, last Alyssa Ustby vs. Florida State (3/7/25)
Individual Offensive Rebounds	12, Malu Tshitenge vs. Charleston Southern, 11/15/19
Individual Defensive Rebounds	16, Alyssa Ustby at SMU, 1/16/25
Individual Assists	10, 5x, last Alyssa Ustby vs. Georgia Tech, 12/15/24
Individual Blocks	7, Alyssa Ustby vs. Louisville, 1/21/24
Individual Steals	10, Indya Nivar vs. South Dakota State, 11/27/25
Individual Minutes Played	45, 7x, last Lexi Donarski at Duke, 2/11/24

MISCELLANEOUS TEAM

Home Crowd	6,336 vs. NC Central, 11/3/25
Overall Crowd	14,266, at South Carolina, 3/24/24
Deficit Overcome	21 vs. High Point, 11/29/20
Deficit Overcome vs. Power Four	17 vs. Iowa State, 11/27/22
Time Trailing in a Win	36:02, at Louisville, 2/23/25
Lead	77 vs. NC Central, 11/29/24
Lead in a Loss	18 vs. Virginia (3/2/25)
Lowest FG% in a Win	29.7% vs. NC State, 1/5/23
Scoring Margin in a Half	40, 3x, last vs. Miami (1H), 2/6/22
Scoring Margin in a Quarter	31 vs. South Carolina State (1Q), 11/16/22

SINGLE-GAME RECORDS - INDIVIDUAL

Points

42 Tracy Reid Virginia 1/15/98

Field Goals Made

19 Tresa Brown Fairleigh Dickinson 1/9/84

Field Goals Attempted

30 Dawn Royster at Radford 11/29/84
Pam Leake vs. Georgia 12/27/85

Three-Point Field Goals Made

10 Stephanie Watts Charleston Southern 11/22/16

Three-Point Field Goals Attempted

17 Italee Lucas at Virginia 2/15/10

Free Throws Made

16 Tonya Sampson Maryland 1/23/93
Tonya Sampson Virginia 2/3/93

Free Throws Attempted

21 Tonya Sampson Virginia 2/3/93

Rebounds

26 Dawn Royster Delaware State 11/20/84

Assists

16 Coretta Brown N.C. A&T 11/21/00

Blocked Shots

9 LaToya Pringle Wofford 12/6/06

Steals

10 Pam Leake Clemson 1/24/85
10 Indya Nivar vs. South Dakota State 11/27/25

SINGLE-GAME RECORDS - TEAM

Points

124 New Orleans 12/16/13

Field Goals Made

53 vs. Mercer 11/29/85

Field Goals Attempted

100 vs. East Carolina 2/26/77

Field Goal Percentage

66.2% (45-68) UM-Eastern Shore 11/25/85

Three-Point Field Goals Made

14 Navy 12/6/91
vs. Gonzaga 11/25/06
vs. New Orleans 12/16/13
at Duke 3/1/15
Charleston Southern 11/22/16
NC State 1/29/17
Georgia Tech 2/16/17
UNCW 12/5/18
Georgia Tech 1/31/19
Charleston Southern 11/15/19
Norfolk State 12/21/24
vs. Kansas State 11/28/25

Three-Point Field Goals Attempted

44 Charleston So. 11/15/19

Free Throws Made

37 vs. Georgia Southern 3/16/94

Free Throws Attempted

48 vs. Georgia Southern 3/16/94

Highest Free Throw Percentage * 10 or more made

100% (16-16) at UCLA 12/31/87

Rebounds

73 vs. Clemson 2/5/76

Assists

37 Duke 2/21/97

Blocked Shots

14 Winthrop 2/1/94
Winston-Salem State 11/12/06

Steals

34 Coastal Carolina 12/8/93

SINGLE-GAME RECORDS - OPPONENT

Points

48 Mimi McKinney Virginia 1/15/98

Fewest Points Scored - TEAM

21 Savannah State 12/29/11
NC Central 12/12/12

Field Goals Made

20 Barbara Kennedy Clemson 2/20/82

Field Goals Attempted

33 Barbara Kennedy Clemson 2/20/82

Three-Point Field Goals Made

8 Ashley Holliday Kennesaw State 11/27/11
Imani Wright at Florida State 12/31/17
Gabrielle Cooper Syracuse 2/22/18

Three-Point Field Goals Attempted

20 Jaleesa Ross Fresno State 3/19/11

Free Throws Made

20 Shay Doron Maryland 1/9/05

Free Throws Attempted

22 Shay Doron Maryland 1/9/05
Jeanette Jackson Prairie View A&M

Rebounds

25 Ta'Shia Phillips Xavier 11/19/08

Assists

17 Suzie McConnell Penn State 3/17/85

Blocked Shots

8 Genia Beasley NC State 1/24/79
Anne Donovan Old Dominion 1/30/80
Alison Bales Duke 2/25/06
Khadija Faye at Pittsburgh 1/19/25
Makayla Timpson Florida State 3/7/25

Steals

10 Nancy Lieberman Old Dominion 1/30/80

GAME-BY-GAME CATEGORY LEADERS

Date	Opponent	Result	Points	Rebounds	Assists	Steals	Blocks	Minutes
11/3	NC Central	W, 90-42	15 (Brooks)	11 (Toomey)	3 (Aarnisalo)	4 (Nivar)	4 (Toomey)	27:49 (Aarnisalo)
11/6	Elon	W, 71-37	13 (Nivar)	12 (Toomey)	4 (Aarnisalo/Brooks)	6 (Nivar)	2 (Harris)	28:11 (Aarnisalo)
11/13	vs. UCLA	L, 60-78	13 (Aarnisalo)	6 (Toomey)	4 (Kelly/Nivar)	1 (5 players)	1 (4 players)	35:37 (Aarnisalo)
11/15	vs. Fairfield	W, 82-68	14 (Hull)	7 (Harris)	4 (Grant)	4 (Nivar)	1 (Brooks)	28:16 (Grant)
11/20	at N.C. A&T	W, 85-50	14 (Brooks & Nivar)	10 (Nivar)	3 (3 players)	3 (2 players)	2 (Brooks/Nivar)	26:05 (Toomey)
11/23	UNCG	W, 94-48	19 (Toomey)	7 (Toomey)	4 (3 players)	3 (3 players)	2 (Hull/Nivar)	29:03 (Grant)
11/27	vs. South Dakota St.	W, 83-48	14 (Aarnisalo/Harris)	12 (Nivar)	5 (Nivar)	10 (Nivar)	2 (Nivar)	31:16 (Nivar)
11/28	vs. Kansas State	W, 85-73	15 (Grant)	7 (Harris/Toomey)	7 (Nivar)	4 (Nivar)	1 (Brooks)	34:05 (Grant)
11/29	vs. Columbia	W, 80-63	19 (Grant)	6 (Nivar)	6 (Nivar)	6 (Nivar)	--	36:03 (Aarnisalo)
12/4	at Texas	L (64-79)	17 (Nivar)	8 (Toomey)	3 (Nivar)	2 (Nivar)	3 (Toomey)	37:39 (Toomey)
12/7	Boston University	W (82-40)	14 (Aarnisalo)	9 (Harris)	4 (3 players)	4 (Henderson)	5 (Toomey)	29:48 (Grant)
12/14	Louisville	L (66-76 OT)	13 (Henderson)	9 (Harris)	4 (Kelly)	1 (3 players)	1 (2 players)	42:23 (Grant)
12/17	UNCW	W (84-34)	16 (Brooks)	9 (Nivar)	3 (3 players)	2 (2 players)	4 (Toomey)	20:36 (Toomey)
12/21	Charleston Southern	W (93-74)	19 (Brooks)	6 (2 players)	6 (Nivar)	3 (Kelly)	2 (Thomas)	29:44 (Aarnisalo)
12/29	at Boston College	W (91-39)	19 (Harris)	9 (Harris)	5 (Grant)	4 (Aarnisalo)	2 (Toomey)	21:32 (Toomey)
1/1	California	W (71-55)	16 (Nivar)	10 (Harris)	6 (Nivar)	5 (Harris)	3 (Toomey)	35:08 (Nivar)
1/4	Stanford	L (71-77 OT)	18 (Harris)	5 (Harris/Toomey)	3 (4 players)	4 (Nivar)	1 (Harris/Toomey)	39:43 (Toomey)
1/11	at Notre Dame							
1/15	Miami							
1/18	at Florida State							
1/22	at Georgia Tech							
1/25	Syracuse							
2/2	at NC State							
2/5	Clemson							
2/8	at Wake Forest							
2/12	SMU							
2/15	at Duke							
2/19	at Virginia Tech							
2/22	Pittsburgh							
2/26	at Virginia							
3/1	Duke							

STREAKS - SINGLE-GAME SUPERLATIVES

Record with Starting Lineup

Harris, Toomey, Kelly, Aarnisalo, Nivar --- 5-3
Harris, Toomey, Kelly, Grant, Nivar --- 3-0
Grant, Toomey, Kelly, Aarnisalo, Nivar --- 5-0
Harris, Toomey, Grant, Aarnisalo, Nivar --- 1-1

Games as leading scorer (or tied for lead)

	25-26	Career*
Indya Nivar	5	6
Reniya Kelly	--	6
Lanie Grant	2	6
Nyla Brooks	5	5
Elina Aarnisalo	3	3
Nyla Harris	2	2
Laila Hull	1	2
Ciera Toomey	1	1
Taliyah Henderson	1	1

* -- at UNC

Double-Digit Scoring Games

	25-26	Career*
Indya Nivar	15	35
Reniya Kelly	--	16
Lanie Grant	4	15
Ciera Toomey	12	14
Nyla Brooks	11	11
Nyla Harris	11	11
Elina Aarnisalo	10	10
Taliyah Henderson	4	4
Laila Hull	1	2

* -- at UNC

20+ point games

	25-26	Career*
Reniya Kelly	--	3

* -- at UNC

30+ point games

	25-26	Career*
--	-------	---------

Games as leading rebounder (or tied)

	25-26	Career*
Indya Nivar	4	9
Ciera Toomey	7	7
Nyla Harris	7	7
Blanca Thomas	--	3
Taliyah Henderson	1	1
Taissa Queiroz	1	1

* -- at UNC

Double-digit rebounding games

	25-26	Career*
Indya Nivar	2	4
Ciera Toomey	2	2
Nyla Harris	2	2
Blanca Thomas	--	1

* -- at UNC

Games as leader in assists (or tied for lead)

	25-26	Career*
Indya Nivar	12	23
Reniya Kelly	3	11
Lanie Grant	7	7
Elina Aarnisalo	4	4
Ciera Toomey	2	2
Nyla Brooks	1	1
Taliyah Henderson	1	1
Taissa Queiroz	1	1

* -- at UNC

Double-Doubles

	25-26	Career*
Nyla Harris	2	2
Indya Nivar	1	2
Ciera Toomey	1	1

* -- at UNC

Consecutive games with a 3-pointer

Lanie Grant	6
Elina Aarnisalo	1

Games Fouled Out (2025-26 season)

Nyla Harris	1
Indya Nivar	1

Largest UNC Lead

53 (4th quarter - 0:48 - at Boston College)

Largest UNC Lead in ACC play

53 (4th quarter - 0:48 - at Boston College)

Largest UNC Deficit

24 (4th quarter - 4:17 at Texas)

Largest UNC Deficit after halftime

24 (4th quarter - 4:17 at Texas)

Largest UNC Deficit in ACC play

10 (Overtime - 0:04 - Louisville)

Largest UNC Lead in a Loss

7, 2x, last (2nd Quarter - 2:46 - Stanford)

Largest UNC Deficit in a Win

9 (1st quarter - 2:17 vs. Fairfield)

Largest UNC Deficit in an ACC win

5 (1st quarter - 0:17 - California)

Largest UNC Halftime Lead

32 (NC Central)

Largest UNC halftime lead in a loss

5 (Stanford)

Largest UNC haltime deficit

8 (at Texas)

Largest UNC haltime deficit in a win

2 (California)

Highest UNC 1st half FG%

64.5% (at Boston College)

Lowest UNC 1st half FG%

30.3% (Elon)

Lowest UNC 1st half FG% vs ACC

36.4% (Louisville)

Highest UNC 2nd half FG%

70.4% (UNCG)

Highest UNC 2nd half FG% vs ACC

51.5% (California)

Lowest UNC 2nd half FG %

30.3% (vs. UCLA)

Most Points by Carolina in a Quarter

30 (2nd quarter, NC Central)

Most Points by Carolina in an ACC Quarter

26 (2nd quarter - at Boston College)

Fewest Points by Carolina in a Quarter

9 (2nd quarter - Louisville)

Most Points by Carolina in 1st Half

53 (NC Central)

Most Points by Carolina in ACC 1st Half

46 (at Boston College)

Fewest Points by Carolina in 1st Half

29 (Elon)

Fewest Points by Carolina in ACC 1st Half

32 (California)

Most Points by Carolina in 2nd Half

45, 3x, last (Columbia)

Most Points by Carolina in ACC 2nd Half

44 (at Boston College)

Fewest Points by Carolina in 2nd Half

26 (vs. UCLA)

Most Points by Opponent in a Quarter

25 (4th quarter - Charleston So.)

Most by ACC Opponent in a Quarter

26 (1st quarter - Louisville)

Fewest Points by Opponent in a Quarter

4 (4th quarter - UNCW)

Fewest by ACC Opponent in a Quarter

5 (2nd quarter - Louisville)

Most Points by Opponent in 1st Half

39 (at Texas)

Most Points by ACC Opponent in 1st Half

38 (Louisville)

Fewest Points by Opponent in 1st Half

18, 2x, last (at Boston College)

Fewest Points by ACC Opponent in 1st Half

18 (at Boston College)

Most Points by Opponent in 2nd Half

49 (Charleston So.)

Most Points by ACC Opponent in 2nd Half

36 (Stanford)

Fewest Points by Opponent in 2nd Half

16 (UNCW)

Fewest Points by ACC Opponent in 2nd Half

21, 2x, last (California)

HIGHS AND LOWS - TAR HEELS AND OPPONENTS

CAROLINA	High	Low
Points	94 (UNCG, 11/23/25)	60 (UCLA, 11/13/25)
Points in the 1st half	53 (NC Central, 11/3/25)	29 (Elon, 11/6/25)
Points in the 2nd half	45, 3x, last (Columbia, 11/29/25)	26 (UCLA, 11/13/25)
Points in a Quarter	30 (2Q, NC Central, 11/3/25)	9 (2Q, Louisville, 12/14/25)
Scoring Margin	51 (at Boston College, 12/29/25)	-18 (UCLA, 11/13/25)
Field Goals	39 (UNCG, 11/23/25)	23 (at Texas, 12/4/25)
Field Goal Attempts	73 (South Dakota State, 11/27/25)	49 (at Texas, 12/4/25)
FG Percentage	66.1% (UNCG, 11/23/25)	34.8% (UCLA, 11/13/25)
FG Percentage in a Half	70.4% (2H, UNCG, 11/23/25)	30.3%, 2x, last (UCLA, 11/13/25)
FG Percentage in a Quarter	76.9%, 2x, last (1Q, at Texas, 12/4/25)	18.8% (2Q, Louisville, 12/14/25)
3-Point Field Goals	14 (Kansas State, 11/28/25)	2 (at Texas, 12/4/25)
3-Point Attempts	34 (at N.C. A&T, 11/20/25)	11 (at Texas, 12/4/25)
3-Point Percentage (min. 10 att.)	80.0% (UNCG, 11/23/25)	15.4% (Elon, 11/6/25)
3-Point Percentage in a Half (min. 5 att.)	75% (2H, UNCG, 11/23/25)	0.0% 2x, last (2H, Stanford, 1/4/26)
3-Point Percentage in a Quarter (min. 3 att.)	80%, 2x, last (3Q, BU, 12/7/25)	0.0%, 5x, last (4Q, Stanford, 1/4/26)
Free Throws Made	18 (Stanford, 1/6/25)	3, (UCLA, 11/13/25)
Free Throw Attempts	30 (Stanford, 1/6/25)	5, 2x, last (UNCG, 11/23/25)
FT Pct. (min. 10 att.)	80.0% (at Texas, 12/4/25)	33.3% (UNCW, 12/17/25)
Offensive Rebounds	21 (Elon, 11/6/25)	7, 2x, last (Stanford, 1/4/26)
Defensive Rebounds	37, 2x, last (at Boston College, 12/29/25)	18 (UCLA, 11/13/25)
Total Rebounds	54 (UNCW, 12/17/25)	26 (Kansas State, 11/28/25)
Rebound Margin	+28 (NC Central, 11/3/25)	- 16 (UCLA, 11/13/25)
Assists	24 (at Boston College, 12/29/25)	7 (at Texas, 12/4/25)
Turnovers	20 (at Texas, 12/4/25)	9, 3x, last (BU, 12/7/25)
Blocked Shots	9 (UNCW, 12/17/25)	0 (Columbia, 11/29/25)
Steals	19 (Elon, 11/6/25)	3 (Louisville, 12/14/25)
OPPONENTS	High	Low
Points	79 (at Texas, 12/4/25)	34 (UNCW, 12/17/25)
Points in a Half	49 (2H, Charleston So., 12/21/25)	16 (2H, UNCW, 12/17/25)
Points in a Quarter	26 (1Q, Louisville, 12/14/25)	4 (4Q, UNCW, 12/17/25)
Field Goals	32 (UCLA, 11/13/25)	13, 2x, last (at Boston College, 12/29/25)
Field Goal Attempts	67 (Louisville, 12/14/25)	45 (BU, 12/7/25)
FG Percentage	56.3% (Kansas State, 11/28/25)	21.3% (at Boston College, 12/29/25)
FG Percentage in a Half	60.9% (2H, Kansas State, 11/28/25)	16.7% (2H, UNCW, 12/17/25)
FG Percentage in a Quarter	77.8% (4Q, Kansas State, 11/28/25)	7.1% (4Q, UNCW, 12/17/25)
3-Point Field Goals	12 (Charleston So., 12/21/25)	0 (at N.C. A&T, 11/20/25)
3-Point Attempts	26, 2x, last (at Boston College, 12/29/25)	6 (at N.C. A&T, 11/20/25)
3-Point Percentage (min. 10 attempts)	53.8% (Kansas State, 11/28/25)	0.0% (at N.C. A&T, 11/20/25)
Free Throws Made	17 (at Texas, 12/4/25)	4, 2x, last (Cal, 1/1/26)
Free Throw Attempts	31 (at N.C. A&T, 11/20/25)	5, 2x, last (Cal, 1/1/26)
Offensive Rebounds	13, 2x, last (at Texas, 12/4/25)	2 (Charleston So., 12/21/25)
Defensive Rebounds	33, 2x, last (Louisville, 12/14/25)	11 (UNCG, 11/23/25)
Total Rebounds	46 (UCLA, 11/13/25)	20 (NC Central, 11/3/25)
Assists	24 (UCLA, 11/13/25)	6, 2x, last (at Boston College, 12/29/25)
Turnovers	27 (Elon, 11/6/25)	8 (at Texas, 12/4/25)
Blocked Shots	8 (Elon, 11/6/25)	0, 2x, last (Stanford, 1/4/26)
Steals	11, 2x, last (Louisville, 12/14/25)	1 (BU, 12/7/25)
INDIVIDUAL BESTS	North Carolina	Opponents
Points	19-4x, last Nyla Harris (at Boston College, 12/29/25)	31-Tyonna Bailey (Charleston So., 12/21/25)
Field Goals	9-2x, last Nyla Harris (at Boston College, 12/29/25)	10-Jordan Lee (at Texas, 12/4/25)
Field Goal Attempts	16-2x, last Nyla Brooks (Charleston So., 12/21/25)	18-Tyonna Bailey (Charleston So., 12/21/25)
Field Goal Percentage (min. 5 made)	100%-3x, last Taliyah Henderson (Louisville, 12/14/25)	75%-2x, last Izela Arena (Kansas State, 11/28/25)
3-Point Field Goals	6-Nyla Brooks (Charleston So., 12/21/25)	4-2x, last Tyonna Bailey (Charleston So., 12/21/25)
3-Field Goal Attempts	12-Nyla Brooks (Charleston So., 12/21/25)	9-Riley Weiss (Columbia, 11/29/25)
3-Point Field Goal Pct (min. 2 made)	100%-2x, last Taliyah Henderson (Louisville, 12/14/25)	100%-Taryn Sides (Kansas State, 11/28/25)
Free Throws Made	6-3x, last Nyla Harris (Stanford, 1/4/26)	10-Madison Booker (at Texas, 12/4/25)
Free Throw Percentage (min. 4 made)	100%-Lanie Grant (Elon, 11/6/25)	100%-3x, last Skylar Jones (Louisville, 12/14/25)
Offensive Rebounds	5-5x, last Ciera Toomey (UNCW, 12/17/25)	4-2x, last Jordan Lee (at Texas, 12/4/25)
Defensive Rebounds	9-Indya Nivar (at N.C. A&T, 11/20/25)	9-Tyonna Bailey (Charleston So., 12/21/25)
Total Rebounds	12-2x, last Indya Nivar (South Dakota State, 11/27/25)	10-3x, last Jenessa Cotton (Kansas State, 11/28/25)
Assists	7-Indya Nivar (Kansas State, 11/28/25)	8-2x, last Rori Harmon (at Texas, 12/4/25)
Turnovers	7-Indya Nivar (Louisville, 12/14/25)	8-Ashanti Fox (Elon, 11/6/25)
Blocked Shots	5-Ciera Toomey (BU, 12/7/25)	2-4x, last Hildur Gunnsteinsdottir (BU, 12/7/25)
Steals	10-Indya Nivar (South Dakota State, 11/27/25)	4-Taijanna Roberts (Louisville, 12/14/25)
Minutes Played	42:23-Lanie Grant (Louisville, 12/14/25)	42:40-Taijanna Roberts (Louisville, 12/14/25)
Minutes Played in OT	42:23-Lanie Grant (Louisville, 12/14/25)	42:40-Taijanna Roberts (Louisville, 12/14/25)

STARTING LINEUPS -MINUTES PLAYED

11/3 - NC Central	Harris (20:13)	Toomey (25:20)	Kelly (5:07)	Aarnisalo (27:49)	Nivar (21:26)
11/6 - Elon	Harris (14:35)	Toomey (27:06)	Kelly (9:50)	Grant (27:04)	Nivar (26:14)
11/13 - vs. UCLA	Harris (19:42)	Toomey (33:34)	Kelly (21:42)	Aarnisalo (35:37)	Nivar (33:17)
11/15 - vs. Fairfield	Grant (28:16)	Toomey (17:07)	Kelly (25:13)	Aarnisalo (23:38)	Nivar (18:26)
11/20 - at N.C. A&T	Harris (17:44)	Toomey (26:05)	Kelly (18:47)	Aarnisalo (23:47)	Nivar (24:03)
11/23 - UNCG	Grant (29:03)	Toomey (22:03)	Kelly (21:23)	Aarnisalo (27:09)	Nivar (24:00)
11/27 - vs. South Dakota St.	Grant (23:32)	Toomey (19:36)	Kelly (20:26)	Aarnisalo (28:45)	Nivar (31:36)
11/28 - vs. Kansas State	Grant (34:05)	Toomey (18:44)	Kelly (31:55)	Aarnisalo (17:55)	Nivar (32:54)
11/29 - vs. Columbia	Grant (35:51)	Toomey (25:28)	Kelly (23:09)	Aarnisalo (36:03)	Nivar (29:17)
12/4 - at Texas	Harris (18:48)	Toomey (37:39)	Kelly (27:07)	Aarnisalo (31:13)	Nivar (33:44)
12/7 - Boston U	Harris (19:32)	Toomey (19:21)	Grant (29:48)	Aarnisalo (27:21)	Nivar (26:13)
12/14 - Louisville	Harris (24:20)	Toomey (31:03)	Grant (42:23)	Aarnisalo (23:13)	Nivar (33:33)
12/17 - UNCW	Harris (16:17)	Toomey (20:36)	Kelly (13:33)	Aarnisalo (16:56)	Nivar (20:29)
12/21 - Charleston So.	Harris (10:44)	Toomey (17:54)	Kelly (24:47)	Aarnisalo (29:44)	Nivar (29:39)
12/29 - at Boston College	Harris (18:36)	Toomey (21:32)	Kelly (20:31)	Grant (19:26)	Nivar (17:37)
1/1 - Cal	Harris (32:13)	Toomey (24:32)	Kelly (34:34)	Grant (20:33)	Nivar (35:08)
1/4 - Stanford	Harris (29:13)	Toomey (39:43)	Kelly (26:39)	Aarnisalo (33:54)	Nivar (36:35)
1/11 - at Notre Dame					
1/15 - Miami					
1/18 - at Florida State					
1/22 - at Georgia Tech					
1/25 - Syracuse					
2/2 - at NC State					
2/5 - Clemson					
2/8 - at Wake Forest					
2/12 - SMU					
2/15 - at Duke					
2/19 - at Virginia Tech					
2/22 - Pitt					
2/26 - at Virginia					
3/1 - Duke					

TAR HEEL STARTING-GAMES PLAYED HISTORY

CAREER STARTS			CAREER GAMES PLAYED		
Name	Season	Career	Name	Season	Career
Elina Aarnisalo	14	24	Elina Aarnisalo	17	54
Liza Astakhova	--	--	Liza Astakhova	7	7
Sydney Barker	--	--	Sydney Barker	9	30
Nyla Brooks	--	--	Nyla Brooks	17	17
Lanie Grant	10	12	Lanie Grant	16	53
Nyla Harris	12	93	Nyla Harris	16	121
Taliyah Henderson	--	--	Taliyah Henderson	16	16
Laila Hull	--	--	Laila Hull	16	39
Reniya Kelly	15	59	Reniya Kelly	16	70
Indya Nivar	17	58	Indya Nivar	17	121
Taissa Queiroz	--	--	Taissa Queiroz	7	7
Blanca Thomas	--	5	Blanca Thomas	8	41
Ciera Toomey	17	18	Ciera Toomey	17	49
Jordan Zubich	--	--	Jordan Zubich	10	27

GAME-BY-GAME NUMBERS

Game	Q1/Q2/Q3/Q4/OT	H1/H2	FGM-A-%	3FGM-A-%	FTM-A-%	Reb (O/D)	PF-DQ	Ast.	TO	ST	BLK	Largest Lead
UNC	23/30/23/14	53/37	36/68/.529	8/20/.400	10/19/.526	11/37/48	21/0	16	19	10	6	48 (4th - 0:01)
NCCU	9/12/12/9	21/21	15/57/.263	5/14/.357	7/16/.357	4/16/20	19/0	7	19	5	3	2 (1st-9:15)
UNC	16/13/23/19	29/42	28/71/.394	4/26/.154	11/17/.647	21/26/47	11/0	16	13	19	3	34 (4th-1:11)
ELON	12/8/9/8	20/17	15/52/.288	3/19/.158	4/5/.800	10/25/35	17/0	6	27	8	4	3 (1st-7:14)
UNC	17/17/12/14	34/26	24/69/.348	9/33/.273	3/5/.600	12/18/30	9/0	14	9	5	4	6 (2nd-5:49)
UCLA	12/23/23/20	35/43	32/61/.525	6/20/.300	8/11/.727	13/33/46	12/0	24	14	4	4	19 (4th-1:14)
UNC	11/26/22/23	37/45	28/67/.418	8/25/.320	18/24/.750	15/20/35	22/0	14	10	9	1	25 (4th-6:03)
FAIR	19/6/20/23	25/43	23/48/.479	8/23/.348	14/16/.875	6/26/32	20/0	14	25	2	3	9 (1st-2:17)
UNC	14/29/26/16	43/42	33/69/.478	12/34/.353	7/10/.700	13/25/38	24/1	19	18	13	5	43 (4th-5:25)
NC A&T	8/13/12/17	21/29	17/47/.362	0/6/.000	16/31/.516	11/26/37	12/0	7	26	6	3	0 (1st-10:00)
UNC	23/26/21/24	49/45	39/59/.661	12/20/.600	4/5/.800	9/20/29	14/0	20	12	14	7	46 (4th-0:55)
UNCG	8/22/10/8	30/18	15/50/.300	7/22/.318	11/13/.846	12/11/23	10/0	8	23	4	1	0 (1st-10:00)
UNC	16/25/23/19	41/42	33/73/.452	10/31/.323	7/15/.467	12/32/44	17/0	21	9	15	3	38 (4th-1:32)
SDSU	9/14/10/15	23/25	18/54/.333	2/19/.105	10/16/.625	6/31/37	10/0	9	21	6	1	9 (1st-10:00)
UNC	22/28/20/15	50/35	30/55/.545	14/26/.538	11/17/.647	7/19/26	22/0	21	13	10	1	21 (3rd-2:02)
KSTATE	15/17/19/22	32/41	27/48/.563	7/13/.538	12/24/.500	8/19/27	18/0	11	17	4	2	5 (1st-8:33)
UNC	12/23/22/23	35/45	34/59/.576	5/12/.417	7/16/.438	9/19/28	15/1	18	11	14	0	19 (4th-4:33)
COL	9/22/18/14	31/32	22/48/.458	10/21/.476	9/11/.818	6/19/25	17/1	16	21	4	3	3 (2nd-2:36)
UNC	21/10/14/18	31/33	23/49/.469	2/11/.182	16/20/.800	10/21/31	19/0	7	20	5	5	7 (1st-0:33)
TEX	16/23/24/16	39/40	29/63/.460	4/9/.444	17/21/.810	13/17/30	14/0	15	8	11	6	24 (4th-4:17)
UNC	21/17/28/16	38/44	32/72/.444	11/25/.440	7/9/.778	18/27/45	9/0	16	9	12	6	44 (4th-1:49)
BU	12/7/12/9	19/21	13/45/.289	5/20/.250	9/11/.818	4/21/25	13/0	9	22	1	2	1 (1st-9:27)
UNC	24/9/18/15/0	33/33	24/64/.375	11/29/.379	7/12/.583	10/29/39	14/0	13	16	3	2	3 (4th-0:19)
LOU	26/12/18/10/10	38/28	27/67/.403	8/26/.308	14/17/.824	11/33/44	14/0	14	14	11	2	10 (OT-0:04)
UNC	27/20/20/17	47/37	34/70/.486	11/32/.344	5/15/.333	20/34/54	13/0	19	15	11	9	50 (4th-0:45)
UNCWV	12/6/12/4	18/16	14/56/.250	1/14/.071	5/10/.500	9/20/29	13/0	7	22	8	2	2 (1st-9:41)
UNC	23/27/20/23	50/43	33/68/.485	11/25/.440	16/23/.696	17/29/46	20/0	22	12	9	2	27 (3rd-9:45)
CSU	13/12/24/25	25/49	24/53/.453	12/23/.522	14/21/.667	2/19/21	18/0	13	15	5	0	3 (1st-9:50)
UNC	20/26/23/21	46/44	38/66/.576	8/25/.320	6/9/.667	10/37/47	16/0	24	11	11	3	53 (4th-0:48)
BC	13/5/13/8	18/21	13/61/.213	4/26/.154	9/11/.818	11/20/31	12/0	6	17	3	1	0 (1st-10:00)
UNC	14/18/18/21	32/39	30/63/.476	3/14/.214	8/11/.727	10/22/32	14/0	16	11	12	3	18 (4th-1:41)
CAL	17/17/13/8	34/21	22/52/.423	7/19/.368	4/5/.800	6/23/29	16/0	14	22	4	2	5 (1st-0:17)
UNC	18/16/20/11/6	34/31	25/56/.446	3/14/.214	18/30/.600	7/21/28	18/0	14	15	10	2	7 (2nd-2:46)
STAN	14/15/21/15/12	29/36	27/60/.450	8/23/.348	15/18/.833	11/29/40	26/1	17	22	6	0	6 (OT - 0:25)
UNC												
ND												
UNC												
MIA												
UNC												
FSU												
UNC												
GT												
UNC												
SYR												
UNC												
NCSU												
UNC												
CLEM												
UNC												
WFU												
UNC												
SMU												
UNC												
DUKE												
UNC												
VT												
UNC												
PITT												
UNC												
UVA												
UNC												
DUKE												

SPECIALTY STATS BY GAME

Date	Opponent	Result	2nd Chance Points	Points Off Turnovers	Fastbreak Points	Points in the Paint	Bench Points	Largest Scoring Run
11/3	NC Central	W, 90-42	17	24	21	54	39	17 (2nd-5:34)
11/6	Elon	W, 71-37	18	28	23	44	29	12 (3rd-8:06)
11/13	vs. UCLA	L, 60-78	9	11	8	22	17	10 (1st-0:00)
11/15	vs. Fairfield	W, 82-68	15	24	9	40	41	15 (2nd-3:30)
11/20	at N.C. A&T	W, 85-50	15	33	22	42	36	14 (3rd-3:53)
11/23	UNCG	W, 94-48	15	40	10	48	40	9 (3rd-3:23)
11/27	vs. South Dakota St.	W, 83-48	17	31	15	44	42	9 (1st-7:27)
11/28	vs. Kansas State	W, 85-73	7	17	10	26	35	10 (1st - 0:46)
11/29	vs. Columbia	W, 80-63	13	20	8	50	17	19 (4th - 4:33)
12/4	at Texas	L, 64-79	10	7	11	40	10	7 (1st - 0:33)
12/7	Boston University	W, 82-40	17	24	22	38	29	13 (3rd - 4:26)
12/14	Louisville	L, 66-76 (OT)	10	10	5	22	21	18 (4th - 0:19)
12/17	UNCW	W, 84-34	17	28	15	42	49	15 (4th - 2:15)
12/21	Charleston So.	W, 93-74	19	19	19	32	38	23 (2nd - 8:15)
12/29	at Boston College	W, 90-39	12	22	18	52	42	26 (4th - 6:23)
1/1	California	W, 71-55	7	19	12	50	11	18 (4th - 1:41)
1/4	Stanford	L, 71-77 (OT)	4	16	14	36	11	7 (2nd - 2:46)
1/11	at Notre Dame							
1/15	Miami							
1/18	at Florida State							
1/22	at Georgia Tech							
1/25	Syracuse							
2/2	at NC State							
2/5	Clemson							
2/8	at Wake Forest							
2/12	SMU							
2/15	at Duke							
2/19	at Virginia Tech							
2/22	Pittsburgh							
2/26	at Virginia							
3/1	Duke							



2025-26 North Carolina Women's Basketball Combined Team Statistics All games

Page 1/1
as of Jan 04, 2026

Game Records

Record	Overall	Home	Away	Neutral
ALL GAMES	13-4	7-2	2-1	4-1
CONFERENCE	2-2	1-2	1-0	0-0
NON-CONFERENCE	11-2	6-0	1-1	4-1

Score by Periods

Team	1st	2nd	3rd	4th	OT	TOT
North Carolina	322	360	354	309	6	1351
Opponents	224	234	270	231	22	981

Team Box Score

No.	Player				Total		3-Point		F-Throw		Rebounds													
		GP-GS	MIN	AVG	FG-FGA	FG%	3FG-3FGA	3FG%	FT-FTA	FT%	OFF	DEF	TOT	AVG	PF	DQ	A	TO	BLK	STL	PTS	AVG		
21	TOOMEY, Ciera	17-17	427:22	25.1	82-132	.621	10-35	.286	25-37	.676	46	74	120	7.1	39	0	29	26	27	12	199	11.7		
24	NIVAR, Indya	17-17	473:51	27.9	79-163	.485	14-40	.350	26-49	.531	20	67	87	5.1	51	1	62	38	10	56	198	11.6		
2	HARRIS, Nyla	16-12	309:48	19.4	67-114	.588	1-9	.111	34-49	.694	45	54	99	6.2	32	1	16	22	7	14	169	10.6		
17	AARNISALO, Elina	17-14	446:00	26.2	71-142	.500	17-42	.405	16-19	.842	12	40	52	3.1	17	0	45	31	1	21	175	10.3		
7	BROOKS, Nyla	17-0	323:56	19.1	61-145	.421	36-85	.424	9-23	.391	5	39	44	2.6	26	0	18	21	5	15	167	9.8		
0	GRANT, Lanie	15-10	411:32	27.4	46-107	.430	25-66	.379	16-20	.800	2	18	20	1.3	19	0	41	24	1	10	133	8.9		
3	HENDERSON, Taliyah	16-0	189:08	11.8	34-51	.667	6-11	.545	12-24	.500	17	21	38	2.4	22	0	4	7	1	14	86	5.4		
4	HULL, Laila	16-0	214:40	13.4	25-62	.403	17-45	.378	6-9	.667	13	20	33	2.1	23	0	16	10	4	11	73	4.6		
10	KELLY, Reniya	16-15	351:30	22.0	23-96	.240	7-35	.200	14-18	.778	1	28	29	1.8	18	0	42	15	2	20	67	4.2		
26	QUEIROZ, Taissa	7-0	84:48	12.1	10-20	.500	0-3	.000	1-4	.250	5	14	19	2.7	9	0	8	6	0	5	21	3.0		
1	ZUBICH, Jordan	10-0	82:42	8.3	9-23	.391	8-21	.381	2-2	1.000	1	4	5	0.5	8	0	1	5	0	2	28	2.8		
34	THOMAS, Blanca	8-0	66:25	8.3	10-16	.625	1-1	1.000	0-1	.000	4	9	13	1.6	5	0	4	6	4	1	21	2.6		
5	ASTAKHOVA, Liza	7-0	34:47	5.0	5-18	.278	0-5	.000	0-0	.000	3	3	6	0.9	7	0	1	3	0	0	10	1.4		
15	BARKER, Sydney	9-0	33:30	3.7	2-9	.222	0-4	.000	0-2	.000	1	5	6	0.7	2	0	3	1	0	1	4	0.4		
Team											36	40	76					8						
Total		17	3450		524-1098	.477	142-402	.353	161-257	.626	211	436	647	38.1	278	2	290	223	62	182	1351	79.5		
Opponents		17	3450		353-922	.383	97-317	.306	178-257	.693	143	388	531	31.2	261	2	197	335	39	92	981	57.7		

Team Statistics

	UNC	OPP
Scoring	1351	981
Points per game	79.5	57.7
Scoring margin	+21.8	-
Field goals-att	524-1098	353-922
Field goal pct	.477	.383
3 point fg-att	142-402	97-317
3-point FG pct	.353	.306
3-pt FG made per game	8.4	5.7
Free throws-att	161-257	178-257
Free throw pct	.626	.693
F-Throws made per game	9.5	10.5
Rebounds	647	531
Rebounds per game	38.1	31.2
Rebounding margin	+6.8	-
Assists	290	197
Assists per game	17.1	11.6
Turnovers	223	335
Turnovers per game	13.1	19.7
Turnover margin	+6.6	-
Assist/turnover ratio	1.3	0.6
Steals	182	92
Steals per game	10.7	5.4
Blocks	62	39
Blocks per game	3.6	2.3
Winning streak	0	-
Home win streak	0	-
Attendance	27931	14074
Home games-Avg/Game	9-3103	3-4691
Neutral site-Avg/Game	-	5-861

Team Results

Date	Opponent		Score	Att.
11/03/2025	N.C. Central	W	90-42	6336
11/06/2025	Elon	W	71-37	3111
11/13/2025	vs UCLA	L	60-78	1588
11/15/2025	vs Fairfield	W	82-68	2116
11/20/2025	at N.C. A&T	W	85-50	3841
11/23/2025	UNC Greensboro	W	94-48	2418
11/27/2025	vs South Dakota St.	W	83-48	200
11/28/2025	vs Kansas St.	W	85-73	200
11/29/2025	vs Columbia	W	80-63	200
12/04/2025	at Texas	L	64-79	9020
12/07/2025	Boston U.	W	82-40	3139
12/14/2025	Louisville	Lot	66-76	2622
12/17/2025	UNCW	W	84-34	1824
12/21/2025	Charleston So.	W	93-74	2369
12/29/2025	at Boston College	W	90-39	1213
01/01/2026	California	W	71-55	3036
01/04/2026	Stanford	Lot	71-77	3076



**2025-26 North Carolina Women's Basketball
Combined Team Statistics
In Conference games**

Page 1/1
as of Jan 04, 2026

Game Records

Record	Overall	Home	Away	Neutral
ALL GAMES	2-2	1-2	1-0	0-0
CONFERENCE	2-2	1-2	1-0	0-0
NON-CONFERENCE	0-0	0-0	0-0	0-0

Score by Periods

Team	1st	2nd	3rd	4th	OT	TOT
North Carolina	76	69	79	68	6	298
Opponents	70	49	65	41	22	247

Team Box Score

No.	Player				Total		3-Point		F-Throw		Rebounds											
		GP-GS	MIN	AVG	FG-FGA	FG%	3FG-3FGA	3FG%	FT-FTA	FT%	OFF	DEF	TOT	AVG	PF	DQ	A	TO	BLK	STL	PTS	AVG
2	HARRIS, Nyla	4-4	104:21	26.1	25-37	.676	1-3	.333	10-15	.667	13	20	33	8.3	8	0	6	7	1	8	61	15.3
21	TOOMEY, Ciera	4-4	116:50	29.2	22-36	.611	3-9	.333	5-9	.556	7	23	30	7.5	11	0	9	6	7	1	52	13.0
24	NIVAR, Indya	4-4	122:53	30.7	14-36	.389	1-6	.167	6-12	.500	1	10	11	2.8	12	0	12	14	0	10	35	8.8
0	GRANT, Lanie	4-3	116:35	29.1	12-29	.414	5-16	.313	3-4	.750	0	6	6	1.5	8	0	11	8	0	3	32	8.0
10	KELLY, Reniya	4-3	108:41	27.2	10-32	.313	2-11	.182	7-7	1.000	0	8	8	2.0	5	0	10	4	1	6	29	7.3
17	AARNISALO, Elina	4-2	91:52	23.0	9-23	.391	3-6	.500	2-2	1.000	1	8	9	2.3	4	0	11	6	0	4	23	5.8
3	HENDERSON, Taliyah	4-0	34:37	8.7	8-9	.889	4-5	.800	1-4	.250	0	6	6	1.5	3	0	0	1	0	0	21	5.3
7	BROOKS, Nyla	4-0	62:01	15.5	7-20	.350	3-13	.231	4-6	.667	0	7	7	1.8	2	0	3	3	0	1	21	5.3
4	HULL, Laila	4-0	39:36	9.9	4-11	.364	3-6	.500	1-2	.500	5	4	9	2.3	1	0	1	1	1	2	12	3.0
26	QUEIROZ, Taissa	2-0	20:15	10.1	3-6	.500	0-2	.000	0-0	.000	0	3	3	1.5	4	0	1	0	0	1	6	3.0
34	THOMAS, Blanca	3-0	16:19	5.4	3-4	.750	0-0	.000	0-1	.000	0	5	5	1.7	1	0	2	2	0	0	6	2.0
15	BARKER, Sydney	1-0	05:20	5.3	0-2	.000	0-2	.000	0-0	.000	0	1	1	1.0	0	0	1	1	0	0	0	0.0
1	ZUBICH, Jordan	1-0	05:20	5.3	0-1	.000	0-1	.000	0-0	.000	1	1	2	2.0	2	0	0	0	0	0	0	0.0
5	ASTAKHOVA, Liza	1-0	05:20	5.3	0-3	.000	0-2	.000	0-0	.000	1	0	1	1.0	1	0	0	0	0	0	0	0.0
Team											8	7	15									
Total		4	850		117-249	.470	25-82	.305	39-62	.629	37	109	146	36.5	62	0	67	53	10	36	298	74.5
Opponents		4	850		89-240	.371	27-94	.287	42-51	.824	39	105	144	36.0	68	1	51	75	5	24	247	61.8

Team Statistics

	UNC	OPP
Scoring	298	247
Points per game	74.5	61.8
Scoring margin	+12.8	-
Field goals-att	117-249	89-240
Field goal pct	.470	.371
3 point fg-att	25-82	27-94
3-point FG pct	.305	.287
3-pt FG made per game	6.3	6.8
Free throws-att	39-62	42-51
Free throw pct	.629	.824
F-Throws made per game	9.8	10.5
Rebounds	146	144
Rebounds per game	36.5	36.0
Rebounding margin	+0.5	-
Assists	67	51
Assists per game	16.8	12.8
Turnovers	53	75
Turnovers per game	13.3	18.8
Turnover margin	+5.5	-
Assist/turnover ratio	1.3	0.7
Steals	36	24
Steals per game	9.0	6.0
Blocks	10	5
Blocks per game	2.5	1.3
Winning streak	0	-
Home win streak	0	-
Attendance	8734	1213
Home games-Avg/Game	3-2911	1-1213
Neutral site-Avg/Game	-	0-0

Team Results

Date	Opponent	Lot	Score	Att.
12/14/2025	Louisville		66-76	2622
12/29/2025	at Boston College	W	90-39	1213
01/01/2026	California	W	71-55	3036
01/04/2026	Stanford	Lot	71-77	3076

IN WINS

Game Records

Record	Overall	Home	Away	Neutral
ALL GAMES	13-0	7-0	2-0	4-0
CONFERENCE	2-0	1-0	1-0	0-0
NON-CONFERENCE	11-0	6-0	1-0	4-0

Score by Periods

Team	1st	2nd	3rd	4th	OT	TOT
North Carolina	242	308	289	251	0	1090
Opponents	156	161	184	170	0	671

Team Box Score

No.	Player				Total		3-Point		F-Throw		Rebounds											
		GP-GS	MIN	AVG	FG-FGA	FG%	3FG-3FGA	3FG%	FT-FTA	FT%	OFF	DEF	TOT	AVG	PF	DQ	A	TO	BLK	STL	PTS	AVG
7	BROOKS, Nyla	13-0	271:21	20.9	57-127	.449	35-75	.467	8-20	.400	4	34	38	2.9	20	0	17	18	5	14	157	12.1
24	NIVAR, Indya	13-13	336:42	25.9	65-124	.524	10-29	.345	15-29	.517	19	56	75	5.8	36	1	50	24	8	48	155	11.9
21	TOOMEY, Ciera	13-13	285:23	22.0	62-97	.639	5-21	.238	21-31	.677	36	57	93	7.2	29	0	23	21	21	11	150	11.5
2	HARRIS, Nyla	12-8	217:45	18.1	50-85	.588	0-2	.000	25-35	.714	34	44	78	6.5	24	1	14	13	5	11	125	10.4
17	AARNISALO, Elina	13-10	322:03	24.8	54-102	.529	14-30	.467	10-13	.769	10	30	40	3.1	14	0	34	21	0	19	132	10.2
0	GRANT, Lanie	11-9	285:08	25.9	36-81	.444	20-52	.385	10-12	.833	2	11	13	1.2	10	0	35	18	1	7	102	9.3
3	HENDERSON, Taliyah	12-0	151:06	12.6	26-39	.667	2-5	.400	12-21	.571	16	16	32	2.7	19	0	4	6	0	14	66	5.5
4	HULL, Laila	13-0	193:52	14.9	24-59	.407	16-43	.372	6-9	.667	11	20	31	2.4	20	0	16	8	3	10	70	5.4
10	KELLY, Reniya	12-12	249:05	20.8	19-63	.302	7-25	.280	7-11	.636	0	23	23	1.9	16	0	32	10	2	16	52	4.3
34	THOMAS, Blanca	5-0	51:47	10.4	9-13	.692	0-0	.000	0-1	.000	3	8	11	2.2	4	0	4	4	4	1	18	3.6
26	QUEIROZ, Taissa	7-0	84:48	12.1	10-20	.500	0-3	.000	1-4	.250	5	14	19	2.7	9	0	8	6	0	5	21	3.0
1	ZUBICH, Jordan	10-0	82:42	8.3	9-23	.391	8-21	.381	2-2	1.000	1	4	5	0.5	8	0	1	5	0	2	28	2.8
5	ASTAKHOVA, Liza	7-0	34:47	5.0	5-18	.278	0-5	.000	0-0	.000	3	3	6	0.9	7	0	1	3	0	0	10	1.4
15	BARKER, Sydney	9-0	33:30	3.7	2-9	.222	0-4	.000	0-2	.000	1	5	6	0.7	2	0	3	1	0	1	4	0.4
Team											27	22	49					5				
Total		13	2600		428-860	.498	117-315	.371	117-190	.616	172	347	519	39.9	218	2	242	163	49	159	1090	83.8
Opponents		13	2600		238-671	.355	71-239	.297	124-190	.653	95	276	371	28.5	195	1	127	277	27	60	671	51.6

IN LOSSES

Game Records

Record	Overall	Home	Away	Neutral
ALL GAMES	0-4	0-2	0-1	0-1
CONFERENCE	0-2	0-2	0-0	0-0
NON-CONFERENCE	0-2	0-0	0-1	0-1

Score by Periods

Team	1st	2nd	3rd	4th	OT	TOT
North Carolina	80	52	65	58	6	261
Opponents	68	73	86	61	22	310

Team Box Score

No.	Player				Total		3-Point		F-Throw		Rebounds											
		GP-GS	MIN	AVG	FG-FGA	FG%	3FG-3FGA	3FG%	FT-FTA	FT%	OFF	DEF	TOT	AVG	PF	DQ	A	TO	BLK	STL	PTS	AVG
21	TOOMEY, Ciera	4-4	141:59	35.5	20-35	.571	5-14	.357	4-6	.667	10	17	27	6.8	10	0	6	5	6	1	49	12.3
2	HARRIS, Nyla	4-4	92:03	23.0	17-29	.586	1-7	.143	9-14	.643	11	10	21	5.3	8	0	2	9	2	3	44	11.0
24	NIVAR, Indya	4-4	137:09	34.3	14-39	.359	4-11	.364	11-20	.550	1	11	12	3.0	15	0	12	14	2	8	43	10.8
17	AARNISALO, Elina	4-4	123:57	31.0	17-40	.425	3-12	.250	6-6	1.000	2	10	12	3.0	3	0	11	10	1	2	43	10.8
0	GRANT, Lanie	4-1	126:24	31.6	10-26	.385	5-14	.357	6-8	.750	0	7	7	1.8	9	0	6	6	0	3	31	7.8
3	HENDERSON, Taliyah	4-0	38:02	9.5	8-12	.667	4-6	.667	0-3	.000	1	5	6	1.5	3	0	0	1	1	0	20	5.0
10	KELLY, Reniya	4-3	102:25	25.6	4-33	.121	0-10	.000	7-7	1.000	1	5	6	1.5	2	0	10	5	0	4	15	3.8
7	BROOKS, Nyla	4-0	52:34	13.1	4-18	.222	1-10	.100	1-3	.333	1	5	6	1.5	6	0	1	3	0	1	10	2.5
4	HULL, Laila	3-0	20:49	6.9	1-3	.333	1-2	.500	0-0	.000	2	0	2	0.7	3	0	0	2	1	1	3	1.0
34	THOMAS, Blanca	3-0	14:38	4.9	1-3	.333	1-1	1.000	0-0	.000	1	1	2	0.7	1	0	0	2	0	0	3	1.0
Team											9	18	27					3				
Total		4	850		96-238	.403	25-87	.287	44-67	.657	39	89	128	32.0	60	0	48	60	13	23	261	65.3
Opponents		4	850		115-251	.458	26-78	.333	54-67	.806	48	112	160	40.0	66	1	70	58	12	32	310	77.5

Game Records

Record	Overall	Home	Away	Neutral
ALL GAMES	7-2	7-2	0-0	0-0
CONFERENCE	1-2	1-2	0-0	0-0
NON-CONFERENCE	6-0	6-0	0-0	0-0

Score by Periods

Team	1st	2nd	3rd	4th	OT	TOT
North Carolina	189	176	191	160	6	722
Opponents	123	111	131	96	22	483

Team Box Score

No.	Player				Total		3-Point		F-Throw		Rebounds											
		GP-GS	MIN	AVG	FG-FGA	FG%	3FG-3FGA	3FG%	FT-FTA	FT%	OFF	DEF	TOT	AVG	PF	DQ	A	TO	BLK	STL	PTS	AVG
21	TOOMEY, Ciera	9-9	227:38	25.3	47-76	.618	6-17	.353	12-17	.706	28	44	72	8.0	20	0	18	14	20	8	112	12.4
24	NIVAR, Indya	9-9	253:17	28.1	44-93	.473	6-22	.273	10-22	.455	12	33	45	5.0	22	0	31	27	4	26	104	11.6
7	BROOKS, Nyla	9-0	173:53	19.3	35-83	.422	21-49	.429	3-14	.214	3	24	27	3.0	8	0	10	8	1	11	94	10.4
2	HARRIS, Nyla	8-8	167:07	20.9	28-51	.549	1-4	.250	26-37	.703	23	32	55	6.9	13	0	10	11	6	11	83	10.4
0	GRANT, Lanie	7-5	199:28	28.5	21-49	.429	12-31	.387	9-10	.900	1	10	11	1.6	12	0	17	9	1	4	63	9.0
17	AARNISALO, Elina	9-7	228:07	25.3	33-73	.452	11-23	.478	4-5	.800	7	26	33	3.7	9	0	25	16	0	7	81	9.0
3	HENDERSON, Taliyah	9-0	107:54	12.0	24-32	.750	4-7	.571	10-17	.588	13	13	26	2.9	11	0	1	6	0	9	62	6.9
10	KELLY, Reniya	8-7	162:40	20.3	11-47	.234	2-18	.111	7-7	1.000	0	8	8	1.0	6	0	19	3	1	9	31	3.9
26	QUEIROZ, Taissa	6-0	75:07	12.5	10-19	.526	0-2	.000	1-4	.250	5	13	18	3.0	8	0	7	6	0	4	21	3.5
4	HULL, Laila	9-0	111:40	12.4	9-25	.360	6-17	.353	4-5	.800	7	9	16	1.8	12	0	9	7	3	7	28	3.1
1	ZUBICH, Jordan	6-0	54:08	9.0	6-14	.429	5-12	.417	0-0	.000	0	3	3	0.5	4	0	1	4	0	2	17	2.8
34	THOMAS, Blanca	5-0	45:07	9.0	7-12	.583	0-0	.000	0-1	.000	3	5	8	1.6	4	0	2	5	4	1	14	2.8
5	ASTAKHOVA, Liza	4-0	23:24	5.9	5-14	.357	0-3	.000	0-0	.000	2	2	4	1.0	4	0	1	3	0	0	10	2.5
15	BARKER, Sydney	5-0	20:31	4.1	1-3	.333	0-0	.000	0-2	.000	0	4	4	0.8	1	0	1	0	0	1	2	0.4
Team											19	19	38					3				
Total		9	1850		281-591	.475	74-205	.361	86-141	.610	123	245	368	40.9	134	0	152	122	40	100	722	80.2
Opponents		9	1850		172-492	.350	56-180	.311	83-116	.716	69	197	266	29.6	146	1	95	186	16	52	483	53.7

Game Records

Record	Overall	Home	Away	Neutral
ALL GAMES	2-1	0-0	2-1	0-0
CONFERENCE	1-0	0-0	1-0	0-0
NON-CONFERENCE	1-1	0-0	1-1	0-0

Score by Periods

Team	1st	2nd	3rd	4th	OT	TOT
North Carolina	55	65	64	55	0	239
Opponents	37	41	49	41	0	168

Team Box Score

No.	Player				Total		3-Point		F-Throw		Rebounds											
		GP-GS	MIN	AVG	FG-FGA	FG%	3FG-3FGA	3FG%	FT-FTA	FT%	OFF	DEF	TOT	AVG	PF	DQ	A	TO	BLK	STL	PTS	AVG
17	AARNISALO, Elina	3-2	75:55	25.3	16-21	.762	2-5	.400	4-5	.800	2	5	7	2.3	2	0	8	8	0	8	38	12.7
24	NIVAR, Indya	3-3	75:24	25.1	12-21	.571	2-4	.500	9-12	.750	1	15	16	5.3	10	0	7	6	3	5	35	11.7
21	TOOMEY, Ciera	3-3	85:16	28.4	15-26	.577	0-7	.000	3-5	.600	8	12	20	6.7	9	0	4	3	5	3	33	11.0
2	HARRIS, Nyla	3-3	55:08	18.4	14-21	.667	0-1	.000	4-6	.667	10	8	18	6.0	8	1	3	7	1	2	32	10.7
7	BROOKS, Nyla	3-0	61:52	20.6	11-27	.407	6-17	.353	3-3	1.000	1	9	10	3.3	8	0	3	6	2	1	31	10.3
0	GRANT, Lanie	3-1	63:18	21.1	7-15	.467	3-9	.333	1-2	.500	0	2	2	0.7	1	0	9	7	0	0	18	6.0
10	KELLY, Reniya	3-3	66:25	22.1	6-19	.316	3-7	.429	2-2	1.000	0	9	9	3.0	4	0	6	7	1	5	17	5.7
4	HULL, Laila	3-0	33:05	11.0	5-11	.455	2-6	.333	1-2	.500	4	3	7	2.3	4	0	3	1	1	1	13	4.3
1	ZUBICH, Jordan	2-0	14:32	7.3	2-5	.400	2-5	.400	2-2	1.000	1	1	2	1.0	3	0	0	1	0	0	8	4.0
3	HENDERSON, Taliyah	3-0	30:53	10.3	3-6	.500	2-2	1.000	0-0	.000	1	2	3	1.0	5	0	3	0	0	3	8	2.7
34	THOMAS, Blanca	2-0	12:03	6.0	2-2	1.000	0-0	.000	0-0	.000	0	4	4	2.0	1	0	2	1	0	0	4	2.0
15	BARKER, Sydney	2-0	07:33	3.8	1-6	.167	0-4	.000	0-0	.000	0	1	1	0.5	1	0	1	1	0	0	2	1.0
26	QUEIROZ, Taissa	1-0	09:41	9.7	0-1	.000	0-1	.000	0-0	.000	0	1	1	1.0	1	0	1	0	0	1	0	0.0
5	ASTAKHOVA, Liza	2-0	08:55	4.5	0-3	.000	0-2	.000	0-0	.000	1	1	2	1.0	2	0	0	0	0	0	0	0.0
Team											4	10	14					1				
Total		3	600		94-184	.511	22-70	.314	29-39	.744	33	83	116	38.7	59	1	50	49	13	29	239	79.7
Opponents		3	600		59-171	.345	8-41	.195	42-63	.667	35	63	98	32.7	38	0	28	51	10	20	168	56.0



BOX SCORES

GAME 1 • NC CENTRAL • W (90-42)



Officials: Angelica Suffren, Ashlee Goode, Kevin Fahy

Officials: Angelica Suffren, Ashlee Goode, Kevin Fahy

Shooting By Period			
1 st	FG%	4-13	30.8%
	3PT%	0-2	0.0%
	FT%	1-4	25%
2 nd	FG%	4-18	22.2%
	3PT%	2-4	50.0%
	FT%	2-2	100%
3 rd	FG%	4-17	23.5%
	3PT%	2-3	66.7%
	FT%	2-4	50%
4 th	FG%	3-9	33.3%
	3PT%	1-5	20.0%
	FT%	2-6	33.3%
GM FG%	FG%	15-57	26.3%
	3PT%	5-14	35.7%
	FT%	7-16	43.8%

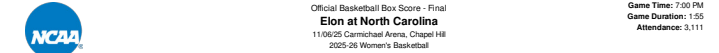
Major Fouls: NONE

Shooting By Period		
1 st	FG%	10-16 62.5%
	3PT%	2-4 50.0%
	FT%	1-3 33.3%
2 nd	FG%	12-20 60.0%
	3PT%	3-6 50.0%
	FT%	3-5 60%
3 rd	FG%	8-16 50.0%
	3PT%	2-5 40.0%
	FT%	5-7 71.4%
4 th	FG%	6-16 37.5%
	3PT%	1-5 20.0%
	FT%	1-4 25%
GM	FG%	36-68 52.9%
	3PT%	8-20 40.0%
	FT%	10-19 52.6%

Major Fouls: NONE

	1st	2nd	3rd	4th	TOT
NCCU	9	12	12	9	42
UNC	23	30	23	14	90

GAME 2 • ELON • W (71-37)



Officials: Billy Smith, Meadow Overstreet, Brandon Enterline

Officials: Billy Smith, Meadow Overstreet, Brandon Enterline

Shooting By Period			
1 st	FG%	5-13	38.5%
	3PT%	0-4	0.0%
	FT%	2-2	100%
2 nd	FG%	3-14	21.4%
	3PT%	2-7	28.6%
	FT%	0-0	0%
3 rd	FG%	3-10	30.0%
	3PT%	1-4	25.0%
	FT%	2-3	66.7%
4 th	FG%	4-15	26.7%
	3PT%	0-4	0.0%
	FT%	0-0	0%
GM	FG%	15-52	28.8%
	3PT%	3-19	15.8%
	FT%	4-5	80.0%

Shooting By Period			
1 st	FG%	4-15	26.7%
	3PT%	1-8	12.5%
	FT%	7-7	100%
2 nd	FG%	6-18	33.3%
	3PT%	0-6	0.0%
	FT%	1-4	25%
3 rd	FG%	10-24	41.7%
	3PT%	0-7	0.0%
	FT%	3-4	75%
4 th	FG%	8-14	57.1%
	3PT%	3-5	60.0%
	FT%	0-2	0%
GM FG%	FG%	28-71	39.4%
	3PT%	4-26	15.4%
	FT%	11-17	64.7%

Dead Ball Rebounds: 3, 0

Major Fouls: NONE

Points from	EU	UN
Turnovers	7	28
Paint	14	44
Second Chance	4	18
Fast Breaks	1	23
Bench	18	29

GAME 3 • vs. No. 3 UCLA • L (60-78)

Officials: Brenda Pantoja, Maj Forsberg, Chuck Gonzalez

Officials: Brenda Pantoja, Maj Forsberg, Chuck Gonzalez

Shooting By Period			
1 st	FG%	7-19	36.8%
	3PT%	2-9	22.2%
	FT%	1-2	50%
2 nd	FG%	7-17	41.2%
	3PT%	3-10	30.0%
	FT%	0-1	0%
3 rd	FG%	5-15	33.3%
	3PT%	2-7	28.6%
	FT%	0-0	0%
4 th	FG%	5-18	27.8%
	3PT%	2-7	28.6%
	FT%	2-2	100%
GM FG%	24-69	34.8%	
	3PT%	9-33	27.3%
	FT%	3-5	60.0%

Major Fouls: NONE

Shooting By Period			
1 st	FG%	6-15	40.0%
	3PT%	0-5	0.0%
	FT%	0-2	0%
2 nd	FG%	9-17	52.9%
	3PT%	3-7	42.9%
	FT%	2-2	100%
3 rd	FG%	10-15	66.7%
	3PT%	2-3	66.7%
	FT%	1-2	50%
4 th	FG%	7-14	50.0%
	3PT%	1-5	20.0%
	FT%	5-5	100%
GM FG%	32-61	52.5%	
	3PT%	6-20	30.0%
	FT%	8-11	72.7%

Major Fouls: NONE

Period by Period Scoring					
	1st	2nd	3rd	4th	TOT
UNC	17	17	12	14	60
UCL	12	23	23	20	78

GAME 4 • vs. FAIRFIELD • W (82-68)

[illegible][illegible]

3P%	6-14	42.9%
FT%	3-8	37.5%
2P%	4-6	66.7%
3P%	3-9	33.3%
FT%	0-3	0.0%
2P%	0-0	0%
3P%	7-12	58.3%
FT%	3-5	60.0%
2P%	3-3	100%
3P%	7-13	53.8%
FT%	2-7	28.6%
2P%	7-7	100%
3P%	23-48	47.9%
FT%	8-23	34.8%
2P%	14-16	87.5%

Major Fouls: NONE

Shooting By Period		
3%	4-19	21.1%
1%	1-9	11.1%
2%	2-2	100%
3%	8-13	61.5%
7%	2-3	66.7%
8%	8-8	100%
3%	8-19	42.1%
7%	3-9	33.3%
3%	3-7	42.9%
3%	8-16	50.0%
7%	2-4	50.0%
3%	5-7	71.4%
3%	28-67	41.8%
7%	8-25	32.0%
1%	18-24	75.0%

Major Fouls: NONE

Points from	FFD	UNC
Turnovers	5	24
Paint	30	40
Second Chance	2	15
Fast Breaks	3	9
Bench	15	41

BOX SCORES

GAME 5 • at NC A&T • W (85-50)



Official Basketball Box Score - Final
North Carolina at NC A&T
11/20/25 Corbett Sports Center, Greensboro, NC
2025-26 Women's Basketball

Game Time: 7:04 PM
Game Duration: 1:52

Officials: Krystle Apeltzer, Nic Capell, Whitney Armstrong

North Carolina - 85 Record: 1-0

NO.	Name	Min	FG MA	3P MA	FT MA	Reb OR	Fouls DR	PF	Fouls TP	AS	TO	ST	Blocks BS	+/-			
2	Nyla Harris	F 17:44	1-5	0-1	2-2	5	1	6	5	1	4	2	3	1	0	19	
21	Ciera Toomey	F 26:05	6-10	0-3	0-1	1	3	4	1	12	1	2	2	0	0	34	
10	Reniya Kelly	G 18:47	2-5	2-4	0-0	0	2	2	2	0	6	2	1	2	0	21	
17	Elina Aarnisalo	G 23:47	6-8	1-2	0-1	1	1	2	0	2	13	2	4	3	0	1	34
24	Indya Nivar	G 24:03	5-7	1-1	3-4	1	9	10	3	5	14	3	4	2	2	0	31
0	Lanie Grant	21:06	3-6	2-4	0-0	0	1	1	0	0	8	3	2	0	0	0	2
4	Laila Hull	14:42	2-5	0-2	0-0	2	0	2	2	0	4	2	0	0	1	0	10
7	Nyla Brooks	21:52	5-13	4-11	0-0	0	5	5	2	0	14	1	1	0	2	0	19
3	Taliyah Henderson	16:54	0-2	0-0	0-0	1	0	1	3	2	0	3	0	0	0	1	3
1	Jordan Zubich	09:12	2-4	2-4	2-2	0	0	0	0	1	8	0	1	0	0	0	0
5	Liza Astakhova	03:35	0-0	0-0	0-0	0	1	1	1	0	0	0	0	0	0	0	-4
15	Sydney Barker	02:13	1-4	0-2	0-0	0	0	0	1	0	2	0	0	0	0	0	-3
Team						2	2	4	0	0	0	0	0	0	0	0	0
Totals			33-69	12-34	7-10	13	25	38	24	12	85	19	18	13	5	3	35

Major Fouls: NONE

Dead Ball Rebounds: 0

NC A&T - 50

NO.	Name	Min	FG	3P	FT	Rebounds	Fouls	TP	AS	TO	ST	Blocks	+	-			
			MA	MA	MA	OR	DR	FF	PF	FD		BS	BA				
0	Darrionna Howard	F 30:05	1-3	0-0	2-6	1	4	5	0	4	4	3	3	1	0	0	-26
15	Elliot Jessup	F 38:15	0-4	0-2	2-2	0	2	2	0	2	1	3	0	0	2	36	
33	Chaniya Clark	C 18:24	6-8	0-1	2-4	1	6	7	3	4	14	0	2	0	1	0	-18
7	Jordan Brown	G 27:40	1-5	0-1	2-2	1	1	2	2	3	4	1	8	2	0	1	-29
10	M'ya Tucker	G 29:13	2-6	0-0	1-2	0	2	2	3	3	1	5	0	0	1	0	-21
3	Crystal Hardy	12:07	0-1	0-0	0-0	1	1	2	0	0	0	0	1	0	0	0	-12
4	Anaya Karim	21:36	4-11	0-1	3-5	2	5	7	0	5	11	0	3	1	0	0	-17
2	Londyn Walker	14:02	1-4	0-0	0-4	0	1	1	2	2	5	2	2	0	1	0	-32
12	Ja'Naya Meyers	09:37	2-4	0-1	1-6	0	2	2	1	3	5	0	2	1	0	1	-4
11	Eva Andrews	02:01	0-1	0-0	0-0	0	0	0	1	0	0	0	0	0	0	1	-10
Team						5	2	7	0	0	0	0	2				
Totals			17-47	0-6	16-31	11	26	37	12	24	50	7	26	6	3	5	-35

Major Fouls: NONE

Dead Ball Rebounds: 9

	Heels	Aggies	Points from	Heels	Aggies	Period by Period Scoring						
Biggest lead	43 (4 th 5:25)	0 (1 st 10:00)	Turnovers	33	12		1st	2nd	3rd	4th	TOT	
Best Scoring Run	14 (3 rd 3:53)	5 (3 rd 3:07)	Paint	42	30	Heels	14	29	26	16	85	
Lead Changes	0		Second Chance	15	11		Aggies	8	13	12	17	50
Times Tied	0		Fast Breaks	22	2							
Time with Lead	39:31	00:00	Bench	36	21							

GAME 6 • UNCG • W (94-48)



Official Basketball Box Score - Final
UNC Greensboro at North Carolina
11/20/25 Carmichael Arena, Chapel Hill
2025-26 Women's Basketball

Game Time: 6:00 PM
Game Duration: 1:47
Attendance: 2,418

Officials: Talisa Green, Sarah Williams, Kayla Maynor

UNC Greensboro - 48 Record: 2-4

NO.	Name	Min	FG	3P	FT	Rebounds	Fouls	TP	AS	TO	ST	Blocks	BA	+	-		
			MA	MA	MA	OR	DR	FF	PF	FD		BS	BA				
15	Rylan Moffitt	F 18:54	1-3	0-1	0-0	2	2	4	4	0	2	1	3	1	0	0	
1	Jeni Levine	G 33:32	8-14	3-6	2-2	1	0	1	0	2	21	1	3	0	1	1	
2	Tasia Johnson	G 24:21	3-5	2-3	0-0	1	1	2	0	1	8	3	3	1	0	0	
4	Jaila Lee	G 16:07	0-7	0-3	2-2	1	1	2	0	1	2	1	1	1	0	1	
22	Makiah Asidanya	G 29:01	2-10	1-3	5-7	1	0	1	2	5	10	2	4	0	0	3	
0	Layla Minor	14:21	0-4	0-3	2-2	0	1	1	1	2	2	0	1	0	0	2	
45	Mia Simpson	19:07	0-2	0-0	0-0	0	0	0	0	1	2	0	0	1	0	0	
6	Kristina Rakotobe	14:41	0-0	0-0	0-0	0	1	1	2	0	0	0	2	0	0	0	
7	Salimata Traore	03:38	0-0	0-0	0-0	0	0	0	0	0	0	0	1	1	0	0	
12	Ciera Harris	16:12	1-3	1-1	0-0	1	3	4	0	0	3	0	1	0	0	-21	
32	Danaya Stokes	04:59	0-0	0-0	0-0	0	1	1	0	1	0	1	0	0	0	0	
13	Joelle Davis	03:49	0-2	0-2	0-0	0	0	0	0	0	0	0	0	0	0	0	
5	Ella Pierre-Louis	01:18	0-0	0-0	0-0	0	1	1	0	0	0	0	1	0	0	-1	
Team						5	0	5	0	0	0	2					
Totals			15-50	7-22	11-13	12	11	23	10	14	48	8	23	4	1	7	-46

Major Fouls: NONE

Dead Ball Rebounds: 3

North Carolina - 94 Record: 5-1

NO.	Name	Min	FG	3P	FT	Reb	DR	OR	Fouls	TP	AS	TO	ST	Blocks	BS	+/-	
21	Ciera Toomey	F 22:03	9-12	0-1	1-1	2	5	7	1	3	19	4	0	3	0	0	23
0	Lanie Grant	G 29:03	2-4	1-3	2-2	0	2	2	3	2	7	3	1	0	1	0	36
10	Reniya Kelly	G 21:13	1-2	1-1	0-0	0	0	0	0	1	3	4	0	0	1	0	24
17	Elina Aarnisalo	G 27:09	5-7	3-3	0-0	1	3	4	0	0	13	1	2	1	0	0	32
24	Indya Nivar	G 24:00	5-12	0-3	0-0	2	3	5	1	2	10	4	3	2	1	0	26
4	Laila Hull	21:23	2-2	2-2	0-0	0	2	2	3	0	6	4	0	1	2	0	21
3	Taliyah Henderson	16:18	6-7	1-1	0-0	2	0	2	0	4	1	13	0	2	3	0	22
7	Nyla Brooks	17:23	7-7	3-3	1-2	0	1	1	1	1	18	2	1	2	1	0	19
1	Jordan Zubich	12:37	1-2	1-2	0-0	0	0	0	0	1	0	3	0	2	1	0	17
5	Liza Astakhova	05:44	1-4	0-1	0-0	0	1	1	0	1	0	2	0	0	0	0	4
15	Sydney Barker	03:07	0-0	0-0	0-0	0	2	2	0	0	0	0	0	0	0	0	6
Team						2	1	3	0	0	0						
Totals			39-59	12-20	4-5	9	20	29	14	10	94	20	12	14	7	1	45

Major Fouls: NONE

Dead Ball Rebounds: 1

	NCG	UNC	Points from		NCG	UNC	Period by Period Scoring				
Biggest lead	0 (1 st 10:00)	46 (4 th 0:55)	Turnovers	8	40		1st	2nd	3rd	4th	TOT
Best Scoring Run	6 (3 rd 2:13)	9 (3 rd 3:23)	Paint	12	48						
Lead Changes	0		Second Chance	8	15	NCG	8	22	10	8	48
Times Tied	1		Fast Breaks	3	10						
Time with Lead	00:00	38:30	Bench	5	42	UNC	23	26	21	24	94

GAME 7 • vs. SOUTH DAKOTA STATE • W (83-48)



Official Basketball Box Score - Final
North Carolina at South Dakota State
11/20/25 Hard Rock Hotel Rivera Maya, Puerto Aventuras
2025-26 Women's Basketball

Game Time: 11:00 AM
Game Duration: 1:42

Officials: Zac Brost, Courtney Robinson, Rochelle Bennett

North Carolina - 83 Record: 6-1

NO.	Name	Min	FG	3P	FT	Reb	Fouls	TP	AS	TO	ST	Blocks	B+	B-			
			MA	MA	MA	OR	DR	FF	PF	FD		BS	BA				
21	Ciera Toomey	F 19:36	3-6	0-2	1-2	2	3	5	1	7	1	2	0	1	0	26	
0	Lanie Grant	G 23:32	1-5	1-4	0-0	0	2	2	1	1	3	4	2	0	0	0	21
10	Reniya Kelly	G 20:26	1-8	1-3	1-2	0	6	6	1	2	4	3	1	0	0	1	24
17	Elina Aarnisalo	G 28:45	5-8	0-0	4-5	1	1	2	0	3	14	4	0	1	0	0	25
24	Indya Nivar	G 31:16	6-11	1-3	0-2	4	8	12	4	2	13	5	1	10	2	0	32
2	Nyla Harris	09:12	6-9	0-0	0-0	1	2	3	4	0	12	0	0	0	0	4	4
7	Nyla Brooks	21:18	5-10	4-7	0-0	0	1	1	2	0	14	0	2	0	0	0	19
3	Taliyah Henderson	11:12	2-2	0-0	1-4	2	2	4	2	2	5	0	0	0	0	5	5
4	Laila Hull	22:02	3-9	2-8	0-0	0	5	5	1	0	8	4	1	2	0	0	21
1	Jordan Zubich	07:26	1-4	1-4	0-0	0	0	0	0	0	0	3	0	0	0	0	2
15	Sydney Barker	02:47	0-0	0-0	0-0	1	0	1	0	0	0	0	0	0	0	0	-2
5	Liza Astakhova	02:28	0-1	0-0	0-0	0	0	0	1	0	0	0	0	0	0	0	-2
Team						1	2	3	0	0	0	0					
Totals			33-73	10-31	7-15	12	32	44	17	10	83	21	9	15	3	1	35

Major Fouls: NONE

BOX SCORES

GAME 13 • UNCW • W (84-34)



Official Basketball Box Score - Final
UNCW at North Carolina
12/17/25 Carmichael Arena, Chapel Hill
2025-26 Women's Basketball

Game Time: 8:00 PM
Game Duration: 1:52
Attendance: 1,524

Officials: Mark Resch, Sal Esho, Tasha Smith

UNCW - 34

Record: 2-6

NO.	Name	Min	FG		3P		FT	Rebounds		Fouls	TP	AS	TO	ST	Blocks		+/-	Shooting By Period	
			M-A	M-A	M-A	M-A		OR	DR						OR	DR		BS	BA
23	Icyss Storm	F 22:35	3-6	0-1	0-0	0	3	3	2	0	6	1	4	1	0	1	0	-24	3PT% 0.0 50.0
1	Mary Ferrito	G 28:32	0-6	0-1	1-2	0	2	2	0	4	1	1	2	1	0	2	-33	3PT% 0.0 0.0	
5	Rori Cox	G 18:24	3-6	0-2	2-2	0	2	2	4	3	8	1	6	4	0	1	-14	3PT% 0.0 21.4%	
11	Tarin Rogers	G 32:47	1-9	0-3	2-2	3	3	6	2	1	4	0	2	1	0	2	-43	3PT% 0.0 0.0%	
21	Kylah Silver	G 28:19	3-6	0-0	0-2	1	0	1	2	2	6	0	4	0	0	1	-35	3PT% 0.0 0.0%	
24	Angelina Pelayo	24:38	2-7	0-0	0-2	4	3	7	0	3	4	1	0	0	2	1	-33	3PT% 0.0 25.0%	
2	Paige Smith	25:05	1-14	0-6	0-0	0	3	3	2	0	2	3	2	1	0	1	-40	3PT% 0.0 100%	
10	McCall King	19:41	1-2	1-1	0-0	0	0	0	1	0	3	0	2	0	0	0	-28	3PT% 1.4 7.0%	
Team																		4th 3PT% 1.4 25.0%	
Totals			14-56			1-14			5-10			9-20			29-13			34-7	

BOX SCORES

GAME 17 • STANFORD • L (71-77 OT)

GAME 18 • at NOTRE DAME • JAN. 11



Official Basketball Box Score - Final
UNCW at North Carolina
12/17/25 Carmichael Arena, Chapel Hill
2025-26 Women's Basketball

Game Time: 8:00 PM
Game Duration: 1:48
Attendance: 1,524

Officials: Mark Resch, Saf Esho, Tasha Smith

UNCW - 34

Record: 2-6

Shooting By Period																				
NO.	Name	Min	FG		3P		FT		Rebounds		Fouls		TP	AS	TO	ST	Blocks		+/-	
			M	A	M	A	M	A	OR	DR	TOT	PF					FD	BS		BA
23	Icys Storm	F 22:35	3-6	0-1	0-0	0	3	3	2	0	6	1	4	1	0	1	24			
1	Mary Ferrito	G 28:32	0-6	0-1	1-2	0	2	2	0	4	1	1	2	1	0	2	-33			
5	Rori Cox	G 18:24	3-6	0-2	2-2	0	2	2	4	3	8	1	6	4	0	1	-14			
11	Torin Rogers	G 32:47	1-9	0-3	2-2	3	3	6	2	1	4	0	2	1	0	2	-43			
21	Kylah Silver	G 28:19	3-6	0-0	0-2	1	0	1	2	2	6	0	4	0	0	1	-35			
24	Angelina Pelayo	24:38	2-7	0-0	0-2	4	3	7	0	3	4	1	0	0	2	1	-33			
2	Paige Smith	25:05	1-14	0-6	0-0	0	3	3	2	0	2	3	2	1	0	1	-40			
10	McCall King	19:41	1-2	1-1	0-0	0	0	0	1	0	3	0	2	0	0	0	-28			
Team							1	4	5	0	0	0								
Totals			14-56	1-14	5-10	9	20	29	13	33	34	7	22	8	2	9	-50			
4th																		FG	6-12	50.0%
3rd																		FG	3-14	21.4%
2nd																		FG	3-14	21.4%
1st																		FG	0-0	0.0%
4th																		FG	4-16	25.0%
3rd																		FG	0-3	0.0%
2nd																		FG	1-4	25.0%
1st																		FG	1-4	25.0%

Major Fouls: NONE

Shooting By Period			
1 st	FG%	6-12	50.0%
	3PT%	0-3	0.0%
	FT%	0-2	0%
2 nd	FG%	3-14	21.4%
	3PT%	0-4	0.0%
	FT%	0-0	0%
3 rd	FG%	4-16	25.0%
	3PT%	0-3	0.0%
	FT%	4-4	100%
4 th	FG%	1-14	7.1%
	3PT%	1-4	25.0%
	FT%	1-4	25%
GM	FG%	14-56	25.0%
	3PT%	1-14	7.1%
	FT%	5-10	50.0%

Dead Ball Rebounds: 3,0

North Carolina - 84

Record: 10-3

NO.	Name	Min	FG		3P		FT		Rebounds		Fouls		TP	AS	TO	ST	Blocks		+/-		
			M	A	M	A	M	A	OR	DR	TOT	PF					FD	BS			BA
2	Nyla Harris	F 16:17	0-5	0-1	1-2	3	4	7	1	2	1	2	1	1	2	0	15			3PT%	46.66%
21	Ciera Toomey	F 20:36	7-10	1-2	0-1	5	3	8	2	2	15	1	1	1	4	0	30			FT%	73.33%
10	Reniya Kelly	G 13:33	0-3	0-3	0-0	0	2	2	0	0	0	2	2	0	0	0	13			3PT%	84.53%
17	Elina Aarnisalo	G 16:56	4-10	1-5	0-0	1	1	2	1	0	9	2	2	2	0	0	21			3PT%	27.28%
24	Indya Nivar	G 20:29	4-7	1-2	1-4	3	6	9	1	3	10	3	0	2	1	0	26			FT%	2.89%
3	Taliyah Henderson	11:38	1-1	0-0	0-0	2	0	2	0	2	2	0	1	0	0	0	14			3PT%	7.18%
7	Nyla Brooks	20:21	6-11	4-8	0-0	1	5	6	2	0	16	0	2	1	0	0	27			3PT%	4.14%
34	Blanca Thomas	16:59	4-7	0-0	0-0	2	3	5	1	0	8	1	1	0	2	2	19			FT%	2.20%
0	Lanie Grant	16:24	3-5	3-5	0-0	0	1	1	0	0	9	3	2	1	0	0	19			3PT%	8.14%
4	Laila Hull	13:29	1-2	1-2	3-4	0	2	2	2	2	6	2	1	1	0	0	15			4th	50.00%
29	Talissa Quiroz	14:30	3-5	0-1	0-2	2	1	3	1	1	6	3	0	1	0	0	22			3PT%	15.20%
1	Jordan Zubich	08:52	0-1	0-1	0-0	0	1	1	0	0	0	0	1	0	0	0	13			3PT%	0.0%
5	Liza Astakhova	06:02	0-2	0-2	0-0	0	0	0	1	0	0	0	1	0	0	0	9			GMFG%	26.70%
15	Sydney Barker	03:54	1-1	0-0	0-2	0	0	0	1	1	2	0	0	1	0	0	7			3PT%	11.32%
Team							1	5	6	0	0	0									
Totals			34-70	11-32	5-15	20	34	54	13	13	84	19	15	11	9	2	50				
Dead Ball Rebounds: 6																					

Major Fouls: NONE

Shooting By Period			
1 st	FG%	11-23	47.8%
	3PT%	4-6	66.7%
	FT%	1-3	33.3%
2 nd	FG%	8-15	53.3%
	3PT%	2-7	28.6%
	FT%	2-8	25%
3 rd	FG%	7-18	38.9%
	3PT%	4-14	28.6%
	FT%	2-2	100%
4 th	FG%	8-14	57.1%
	3PT%	1-5	20.0%
	FT%	0-2	0%
GM	FG%	34-70	48.6%
	3PT%	11-32	34.4%
	FT%	5-15	33.3%

Dead Ball Rebounds: 6, 1

	UNCW	UNC
Biggest lead	2 (1 st 9:41)	50 (4 th 0:45)
Best Scoring Run	4 (2 nd 3:01)	15 (4 th 2:15)
Lead Changes	5	
Times Tied	0	
Time with Lead	01:38	38:03

Points from	UNCW	UNC
Turnovers	16	28
Paint	24	42
Second Chance	4	17
Fast Breaks	8	15
Bench	9	49

Period by Period Scoring					
	1st	2nd	3rd	4th	TOT
UNCW	12	6	12	4	34
UNC	27	20	17	84	

GAME 19 • MIAMI • JAN. 15

GAME 20 • at FLORIDA STATE • JAN. 18

MEET THE TAR HEELS



#0

LANIE GRANT

SO • GUARD • 5-9

MIDLOTHIAN, VA.

JAMES RIVER HIGH SCHOOL

Major: Pre-Media & Journalism
Advertising & Public Relations Track

2025-26 SEASON HIGHS CAREER HIGHS

Points 19, vs. Columbia (11/29/25) 19, 2x, last vs. Columbia (11/25/25)
Rebounds 4, 2x, last vs. Louisville (12/14/25) 6, vs. NC State (2/16/25)
FG 8, vs. Columbia (11/29/25) 7, at Duke (2/27/25)
FGA 14, vs. Columbia (11/29/25) 14, 2x, last vs. Columbia (11/29/25)
3FG 4, vs. Kansas State (11/28/25) 4, 2x, last vs. Kansas State (11/28/25)
3FGA 8, vs. Kansas State (11/28/25) 10, vs. Florida (12/18/24)
FT 4, vs. Elon (11/6/25) 7, vs. Duke (1/9/25)
FTA 4, 2x, last vs. Stanford (1/4/26) 7, 2x, last vs. Duke (1/9/25)
Assists 5, at Boston College (12/29/25) 5, at Boston College (12/29/25)
Steals 3, 2x, last vs. Stanford (1/4/26) 3, 2x, last vs. Stanford (1/4/26)
Blocks 1, vs. UNCG (11/23/25) 1, 3x, last vs. Boston College (3/6/25)

SEASON SUPERLATIVES

Double-Figure Points: 4x, last vs. Louisville (12/14/25)
Double-Figure Rebounds: --
Double-Doubles: --
5+ Rebounds: --
5+ Assists: --
Led Team in Points: 2x, last vs. Columbia (11/29/25)
Led Team in Rebounds: --
Led Team in Assists: 6x, last vs. Stanford (1/4/26)

Good to know ...

- 2024-25 ACC All-Freshman Team
- Chose to reclassify to 2024 to join the Tar Heels a year early.
- 2024 Virginia Gatorade Player of the Year.
- Ranked as the No. 59 recruit in the class of 2024 according to ESPN's HoopGurlz.
- Three-time first-team all-state selection and two-time Metro and Region Player of the Year.
- Active with USA Basketball, a member of the 2023 U.S. U16 Team that won gold at the FIBA Americas U16 Championship.

GRANT GAME-BY-GAME

Opponent	Date	GS	MIN	Total FG-FGA	PCT	3-Pointers 3FG-3FGA	PCT	Free throws FT-FTA	PCT	Rebounds OFF DEF TOT AVG	PF	A	TO	BLK	STL	PTS	AVG
Elon	11/06/2025	*	27:04	3-9	.333	1-5	.200	4-4	1.000	0 1 1 1.0	1	1	1	0	0	11	11.0
vs UCLA	11/13/2025		27:02	2-6	.333	2-4	.500	2-2	1.000	0 0 0 0.5	0	0	1	0	0	8	9.5
vs Fairfield	11/15/2025	*	28:16	2-9	.222	1-4	.250	2-2	1.000	0 1 1 0.7	1	4	1	0	0	7	8.7
at N.C. A&T	11/20/2025		21:06	3-6	.500	2-4	.500	0-0	.000	0 1 1 0.8	0	3	2	0	0	8	8.5
UNC Greensboro	11/23/2025	*	29:03	2-4	.500	1-3	.333	2-2	1.000	0 2 2 1.0	3	3	1	1	0	7	8.2
vs South Dakota St.	11/27/2025	*	23:32	1-5	.200	1-4	.250	0-0	.000	0 2 2 1.2	1	4	2	0	2	3	7.3
vs Kansas St.	11/28/2025	*	34:05	5-9	.556	4-8	.500	1-1	1.000	0 0 0 1.0	3	3	2	0	3	15	8.4
vs Columbia	11/29/2025	*	35:51	8-14	.571	2-6	.333	1-3	.333	1 3 4 1.4	1	4	2	0	1	19	9.8
at Texas	12/04/2025		22:46	2-5	.400	0-2	.000	1-2	.500	0 1 1 1.3	1	1	2	0	0	5	9.2
Boston U.	12/07/2025	*	29:48	3-6	.500	3-5	.600	0-0	.000	1 0 1 1.3	0	4	0	0	0	9	9.2
Louisville	12/14/2025	*	42:23	4-11	.364	2-7	.286	0-0	.000	0 4 4 1.5	4	2	3	0	0	10	9.3
UNCW	12/17/2025		16:24	3-5	.600	3-5	.600	0-0	.000	0 1 1 1.5	0	3	2	0	1	9	9.3
at Boston College	12/29/2025	*	19:26	2-4	.500	1-3	.333	0-0	.000	0 0 0 1.4	0	5	3	0	0	5	8.9
California	01/01/2026	*	20:33	4-10	.400	1-5	.200	0-0	.000	0 0 0 1.3	0	1	2	0	0	9	8.9
Stanford	01/04/2026		34:13	2-4	.500	1-1	1.000	3-4	.750	0 2 2 1.3	4	3	0	0	3	8	8.9
Totals			10 411:32	46-107	.430	25-66	.379	16-20	.800	2 18 20 1.3	19	41	24	1	10	133	8.9

Player Averages

Games Played	Minutes/game	Points/game	FG Pct	3FG Pct	FT Pct	Rebounds/game	Assists/game	Turnovers/game	Assist/Turnover ratio	Steals/game	Blocks/game
15	27.4	8.9	43.0	37.9	80.0	1.3	2.7	1.6	1.7	0.7	0.1

GRANT CAREER STATISTICS

				Field Goals		3-Point		F-Throws		Rebounds									Scoring	
SEASON	TEAM	GP-GS	MIN/AVG	FG-FGA	FG%	3FG-3FGA	3FG%	FT-FTA	FT%	OFF	DEF	TOT	AVG	PF-FO	A	TO	BLK	STL	PTS	AVG
2024-25	UNC	37-2	804/21.7	83-228	.364	44-127	.346	59-73	.808	6	60	66	1.8	49-0	40	49	2	16	269	7.3
2025-26	UNC	15-10	412/27.4	46-107	.430	25-66	.379	16-20	.800	2	18	20	1.3	19-0	41	24	1	10	133	8.9
TOTAL		52-12	1215/23.4	129-335	.385	69-193	.358	75-93	.806	8	78	86	1.7	68-0	81	73	3	26	402	7.7





#1
JORDAN ZUBICH
(ZOOB-ich)
SO • GUARD • 5-11
MOUNTAIN IRON, MINN.
MOUNTAIN IRON-BUHL HIGH SCHOOL
Major: Media & Journalism
Advertising & Public Relations Track

Good to know ...

- Appeared in 17 games off the bench as a freshman, four against ACC foes.
- Tallied three games with five or more points in 2024-25, draining five total threes.
- Touted as the No. 69 player in the Class of 2024 by ESPN's HoopGurlz.
- Led her team to a Minnesota State Championship in 2023.
- Three-time all-state honoree.
- Scored over 3,000 points during her prep career.
- Awarded with All-Under Armour first team honors.
- Enjoys reading and baking outside of basketball.

2025-26 SEASON HIGHS CAREER HIGHS
Points 8, 2x, last at N.C. A&T (11/20/25) 8, 2x, last at N.C. A&T (11/20/25)
Rebounds 2, at Boston College (12/29/25) 2, at Boston College (12/29/25)
FG 3, vs. NC Central (11/3/25) 3, vs. NC Central (11/3/25)
FGA 6, vs. NC Central (11/3/25) 6, vs. NC Central (11/3/25)
3FG 2, 2x, last at N.C. A&T (11/20/25) 2, 3x, last at N.C. A&T (11/20/25)
3FGA 5, vs. NC Central (11/3/25) 5, vs. NC Central (11/3/25)
FT 2, at N.C. A&T (11/20/25) 2, 3x, last at N.C. A&T (11/20/25)
FTA 2, at N.C. A&T (11/20/25) 2, 3x, last at N.C. A&T (11/20/25)
Assists 1, vs. Elon (11/6/25) 2, 3x, last vs. Wake Forest (1/23/25)
Steals 1, 2x, last vs. UNCG (11/23/25) 1, 3x, last vs. UNCG (11/23/25)
Blocks

SEASON SUPERLATIVES

Double-Figure Points: --
Double-Figure Rebounds: --
Double-Doubles: --
5+ Rebounds: --
5+ Assists: --
Led Team in Points: --
Led Team in Rebounds: --
Led Team in Assists: --

ZUBICH GAME-BY-GAME

Opponent	Date	GS	MIN	Total		3-Pointers		Free throws		Rebounds				PF	A	TO	BLK	STL	PTS	AVG
				FG-FGA	PCT	3FG-3FGA	PCT	FT-FTA	PCT	OFF	DEF	TOT	AVG							
N.C. Central	11/03/2025		12:49	3-6	.500	2-5	.400	0-0	.000	0	1	1	1.0	2	0	0	0	0	8	8.0
Elon	11/06/2025		07:45	1-2	.500	1-2	.500	0-0	.000	0	0	0	0.5	0	1	1	0	1	3	5.5
vs Fairfield	11/15/2025		06:36	0-0	.000	0-0	.000	0-0	.000	0	0	0	0.3	1	0	0	0	0	0	3.7
at N.C. A&T	11/20/2025		09:12	2-4	.500	2-4	.500	2-2	1.000	0	0	0	0.3	1	0	1	0	0	8	4.8
UNC Greensboro	11/23/2025		12:37	1-2	.500	1-2	.500	0-0	.000	0	0	0	0.2	1	0	2	0	1	3	4.4
vs South Dakota St.	11/27/2025		07:26	1-4	.250	1-4	.250	0-0	.000	0	0	0	0.2	0	0	0	0	0	3	4.2
Boston U.	12/07/2025		09:08	1-3	.333	1-2	.500	0-0	.000	0	1	1	0.3	0	0	0	0	0	3	4.0
UNCW	12/17/2025		08:52	0-1	.000	0-1	.000	0-0	.000	0	1	1	0.4	0	0	1	0	0	0	3.5
Charleston So.	12/21/2025		02:57	0-0	.000	0-0	.000	0-0	.000	0	0	0	0.3	1	0	0	0	0	0	3.1
at Boston College	12/29/2025		05:20	0-1	.000	0-1	.000	0-0	.000	1	1	2	0.5	2	0	0	0	0	0	2.8
Totals		0	82:42	9-23	.391	8-21	.381	2-2	1.000	1	4	5	0.5	8	1	5	0	2	28	2.8

Player Averages

Games Played	Minutes/game	Points/game	FG Pct	3FG Pct	FT Pct	Rebounds/game	Assists/game	Turnovers/game	Assist/Turnover ratio	Steals/game	Blocks/game
10	8.3	2.8	39.1	38.1	100.0	0.5	0.1	0.5	0.2	0.2	0.0

ZUBICH CAREER STATISTICS

				Field Goals		3-Point		F-Throws		Rebounds				Scoring						
SEASON	TEAM	GP-GS	MIN/AVG	FG-FGA	FG%	3FG-3FGA	3FG%	FT-FTA	FT%	OFF	DEF	TOT	AVG	PF-FO	A	TO	BLK	STL	PTS	AVG
2024-25	UNC	17-0	103/6.0	8-28	.286	5-24	.208	5-5	1.000	1	4	5	0.3	5-0	9	2	1	1	26	1.5
2025-26	UNC	10-0	83/8.3	9-23	.391	8-21	.381	2-2	1.000	1	4	5	0.5	8-0	1	5	0	2	28	2.8
TOTAL		27-0	185/6.9	17-51	.333	13-45	.289	7-7	1.000	2	8	10	0.4	13-0	10	7	1	3	54	2.0



#2
NYLA HARRIS

SR • FORWARD • 6-2
ORLANDO, FLA.
LOUISVILLE
LAKE HIGHLAND PREP
Major: Communication Studies

Good to Know ...

- 2025 Cheryl Miller Award Preseason Top-20 Watchlist.
- Spent three seasons at Louisville, appearing in 105 games for the Cardinals and making 81 starts.
- Led Louisville with a .542 field goal percentage last season, averaging 8.6 points and 5.3 rebounds per game.
- Named to the 2025 Lisa Leslie Award Watch List prior to the start of the season.
- Touted as a five-star prospect by ESPN out of high school.
- Led Lake Highland Prep to a Class 4-A State Title as a junior.
- Father Robert played professional football with the Minnesota Vikings and the New York Giants.

2025-26 SEASON HIGHS	CAREER HIGHS
Points 19, at Boston College (12/29/25)	22, at Syracuse (2/11/24)
Rebounds 10, 2x, last vs. Cal (1/1/26)	15, vs. Florida State (2/29/24)
FG 9, at Boston College (12/29/25)	.9, 2x, last at Boston College (12/29/25)
FGA 12, vs. Cal (1/1/26)	13, vs. Alabama (11/24/23)
3FG 1, vs. Louisville (12/14/25)	1, vs. Louisville (12/14/25)
3FGA 4, vs. UCLA (11/13/25)	4, vs. UCLA (11/13/25)
FT 6, 2x, last vs. Stanford (1/4/26)	8, 2x, last at Syracuse (2/11/24)
FTA 10, vs. Stanford (1/4/26)	10, vs. Stanford (1/4/26)
Assists 4, vs. Cal (1/1/26)	4, vs. Cal (1/1/26)
Steals 5, vs. Cal (1/1/26)	5, vs. Cal (1/1/26)
Blocks 2, 2x, last vs. UNCW (12/17/25)	3, at Syracuse (1/29/23)

SEASON SUPERLATIVES

Double-Figure Points: 11x, last vs. Stanford (1/4/26)
Double-Figure Rebounds: 2x, last vs. Cal (1/1/26)
Double-Doubles: 2x, last vs. Cal (1/1/26)
5+ Rebounds: 11x, last vs. Stanford (1/4/26)
5+ Assists: --
Led Team in Points: 2x, last vs. Stanford (1/4/26)
Led Team in Rebounds: 7x, last vs. Stanford (1/4/26)
Led Team in Assists: --

HARRIS GAME-BY-GAME

Opponent	Date	GS	MIN	Total		3-Pointers		Free throws		Rebounds				PF	A	TO	BLK	STL	PTS	AVG
				FG-FGA	PCT	3FG-3FGA	PCT	FT-FTA	PCT	OFF	DEF	TOT	AVG							
N.C. Central	11/03/2025	*	20:13	4-7	.571	0-0	.000	4-5	.800	3	7	10	10.0	1	1	2	2	1	12	12.0
Elon	11/06/2025	*	14:35	4-5	.800	0-0	.000	2-3	.667	2	1	3	6.5	3	1	0	1	1	10	11.0
vs UCLA	11/13/2025	*	19:42	3-10	.300	0-4	.000	0-0	.000	2	2	4	5.7	0	1	0	0	1	6	9.3
vs Fairfield	11/15/2025		19:03	5-8	.625	0-0	.000	2-2	1.000	3	4	7	6.0	3	0	0	0	0	12	10.0
at N.C. A&T	11/20/2025	*	17:44	1-5	.200	0-1	.000	2-2	1.000	5	1	6	6.0	5	2	3	0	1	4	8.8
vs South Dakota St.	11/27/2025		09:12	6-9	.667	0-0	.000	0-0	.000	1	2	3	5.5	4	0	0	0	0	12	9.3
vs Kansas St.	11/28/2025		23:09	6-7	.857	0-0	.000	2-4	.500	4	3	7	5.7	3	1	2	0	0	14	10.0
vs Columbia	11/29/2025		16:27	5-8	.625	0-0	.000	0-0	.000	2	3	5	5.6	1	1	2	0	0	10	10.0
at Texas	12/04/2025	*	18:48	4-5	.800	0-0	.000	1-2	.500	2	1	3	5.3	3	0	4	1	0	9	9.9
Boston U.	12/07/2025	*	19:32	2-6	.333	0-0	.000	6-8	.750	4	5	9	5.7	0	1	0	0	1	10	9.9
Louisville	12/14/2025	*	24:20	4-5	.800	1-2	.500	2-2	1.000	3	6	9	6.0	2	1	1	0	1	11	10.0
UNCW	12/17/2025	*	16:17	0-5	.000	0-1	.000	1-2	.500	3	4	7	6.1	1	2	1	2	1	1	9.3
Charleston So.	12/21/2025	*	10:44	2-2	1.000	0-0	.000	4-6	.667	1	1	2	5.8	0	0	1	0	0	8	9.2
at Boston College	12/29/2025	*	18:36	9-11	.818	0-0	.000	1-2	.500	3	6	9	6.0	0	1	0	0	1	19	9.9
California	01/01/2026	*	32:13	6-12	.500	0-0	.000	1-1	1.000	3	7	10	6.3	3	4	2	0	5	13	10.1
Stanford	01/04/2026	*	29:13	6-9	.667	0-1	.000	6-10	.600	4	1	5	6.2	3	0	4	1	1	18	10.6
Totals		12	309:48	67-114	.588	1-9	.111	34-49	.694	45	54	99	6.2	32	16	22	7	14	169	10.6

Player Averages

Games Played	Minutes/game	Points/game	FG Pct	3FG Pct	FT Pct	Rebounds/game	Assists/game	Turnovers/game	Assist/Turnover ratio	Steals/game	Blocks/game
16	19.4	10.6	58.8	11.1	69.4	6.2	1.0	1.4	0.7	0.9	0.4

HARRIS CAREER STATISTICS

				Field Goals		3-Point		F-Throws		Rebounds									Scoring	
SEASON	TEAM	GP-GS	MIN/AVG	FG-FGA	FG%	3FG-3FGA	3FG%	FT-FTA	FT%	OFF	DEF	TOT	AVG	PF-FO	A	TO	BLK	STL	PTS	AVG
2022-23	LOU	38-15	516/13.6	67-132	.508	0-0	.000	25-49	.510	56	79	135	3.6	54-0	13	39	12	17	159	4.2
2023-24	LOU	34-34	920/27.1	138-245	.563	0-1	.000	78-107	.729	99	125	224	6.6	79-2	25	63	7	31	354	10.4
2024-25	LOU	33-32	790/23.9	116-215	.540	0-0	.000	52-67	.776	92	84	176	5.3	79-2	24	59	12	29	284	8.6
2025-26	UNC	16-12	310/19.4	67-114	.588	1-9	.111	34-49	.694	45	54	99	6.2	32-1	16	22	7	14	169	10.6
TOTAL FOR UNC		16-12	310/19.4	67-114	.588	1-9	.111	34-49	.694	45	54	99	6.2	32-1	16	22	7	14	169	10.6
TOTAL		121-93	2536/21.0	388-706	.550	1-10	.100	189-272	.695	292	342	634	5.2	244-5	78	183	38	91	966	8.0



MEET THE TAR HEELS



#3

TALIYAH HENDERSON

TUH-lee-ah

FR • GUARD • 6-1

VAIL, ARIZ.

SALPOINTE CATHOLIC HIGH SCHOOL

Major: Media & Journalism

Advertising & Public Relations Track

Good to know ...

- Rated as the No. 27 recruit by ESPN in the Class of 2025.
- 2025 McDonald's All-American Nominee.
- Started every game for Canada at the FIBA U18 Women's AmeriCup in 2024.
- Won a silver medal with Canada at the event, after averaging 9.5 points and 6.3 rebounds per game.
- Boasts eight state championship titles between basketball and track.
- Both parents competed at Idaho State, mother Danica in basketball and father Anthony in football.

2025-26 SEASON HIGHS CAREER HIGHS

Points 13, 2x, last vs. Louisville (12/14/25) 13, 2x, last vs. Louisville (12/14/25)
Rebounds 6, vs. Charleston So. (12/21/25) 6, vs. Charleston So. (12/21/25)
FG 6, vs. UNCG (11/23/25) 6, vs. UNCG (11/23/25)
FGA 7, 2x, last vs. UNCG (11/23/25) 7, 2x, last vs. UNCG (11/23/25)
3FG 3, vs. Louisville (12/14/25) 3, vs. Louisville (12/14/25)
3FGA 3, vs. Louisville (12/14/25) 3, vs. Louisville (12/14/25)
FT 3, 2x, last vs. Charleston So. (12/21/25) 3, 2x, last vs. Charleston So. (12/21/25)
FTA 6, vs. NC Central (11/3/25) 6, vs. NC Central (11/3/25)
Assists 3, at N.C. A&T (11/20/25) 3, at N.C. A&T (11/20/25)
Steals 4, vs. BU (12/7/25) 4, vs. BU (12/7/25)
Blocks

SEASON SUPERLATIVES

Double-Figure Points: 4x, last vs. Louisville (12/14/25)

Double-Figure Rebounds: --

Double-Doubles: --

5+ Rebounds: 2x, last vs. Charleston So. (12/21/25)

5+ Assists: --

Led Team in Points: 1x, vs. Louisville (12/14/25)

Led Team in Rebounds: 1x, last vs. Charleston So. (12/21/25)

Led Team in Assists: 1x, last at N.C. A&T (11/20/25)

HENDERSON GAME-BY-GAME

Opponent	Date	GS	MIN	Total		3-Pointers		Free throws		Rebounds				PF	A	TO	BLK	STL	PTS	AVG
				FG-FGA	PCT	3FG-3FGA	PCT	FT-FTA	PCT	OFF	DEF	TOT	AVG							
N.C. Central	11/03/2025		13:50	1-2	.500	0-1	.000	3-6	.500	1	3	4	4.0	1	1	0	0	0	5	5.0
Elon	11/06/2025		13:04	4-7	.571	0-1	.000	2-2	1.000	2	1	3	3.5	1	0	0	0	2	10	7.5
vs UCLA	11/13/2025		12:01	2-4	.500	0-1	.000	0-1	.000	1	1	2	3.0	2	0	0	1	0	4	6.3
vs Fairfield	11/15/2025		16:58	1-4	.250	0-0	.000	1-2	.500	0	2	2	2.8	2	0	1	0	1	3	5.5
at N.C. A&T	11/20/2025		16:54	0-2	.000	0-0	.000	0-0	.000	1	0	1	2.4	3	3	0	0	3	0	4.4
UNC Greensboro	11/23/2025		16:18	6-7	.857	1-1	1.000	0-0	.000	2	0	2	2.3	4	0	2	0	3	13	5.8
vs South Dakota St.	11/27/2025		11:12	2-2	1.000	0-0	.000	1-4	.250	2	2	4	2.6	2	0	0	0	0	5	5.7
vs Columbia	11/29/2025		10:10	2-3	.667	0-1	.000	0-0	.000	0	1	1	2.4	0	0	0	0	1	4	5.5
at Texas	12/04/2025		03:52	1-2	.500	1-1	1.000	0-0	.000	0	0	0	2.1	0	0	0	0	0	3	5.2
Boston U.	12/07/2025		15:30	5-5	1.000	0-0	.000	1-1	1.000	2	3	5	2.4	2	0	0	0	4	11	5.8
Louisville	12/14/2025		18:57	5-5	1.000	3-3	1.000	0-2	.000	0	3	3	2.5	0	0	1	0	0	13	6.5
UNCW	12/17/2025		11:38	1-1	1.000	0-0	.000	0-0	.000	2	0	2	2.4	0	0	1	0	0	2	6.1
Charleston So.	12/21/2025		13:04	1-3	.333	0-0	.000	3-4	.750	4	2	6	2.7	2	0	2	0	0	5	6.0
at Boston College	12/29/2025		10:07	2-2	1.000	1-1	1.000	0-0	.000	0	2	2	2.6	2	0	0	0	0	5	5.9
California	01/01/2026		02:21	1-1	1.000	0-0	.000	1-2	.500	0	0	0	2.5	0	0	0	0	0	3	5.7
Stanford	01/04/2026		03:12	0-1	.000	0-1	.000	0-0	.000	0	1	1	2.4	1	0	0	0	0	0	5.4
Totals			0 189:08	34-51	.667	6-11	.545	12-24	.500	17	21	38	2.4	22	4	7	1	14	86	5.4

Player Averages

Games Played	Minutes/game	Points/game	FG Pct	3FG Pct	FT Pct	Rebounds/game	Assists/game	Turnovers/game	Assist/Turnover ratio	Steals/game	Blocks/game
16	11.8	5.4	66.7	54.5	50.0	2.4	0.3	0.4	0.6	0.9	0.1

HENDERSON CAREER STATISTICS

				Field Goals		3-Point		F-Throws		Rebounds				Scoring						
SEASON	TEAM	GP-GS	MIN/AVG	FG-FGA	FG%	3FG-3FGA	3FG%	FT-FTA	FT%	OFF	DEF	TOT	AVG	PF-FO	A	TO	BLK	STL	PTS	AVG
2025-26	UNC	16-0	189/11.8	34-51	.667	6-11	.545	12-24	.500	17	21	38	2.4	22-0	4	7	1	14	86	5.4
TOTAL		16-0	189/11.8	34-51	.667	6-11	.545	12-24	.500	17	21	38	2.4	22-0	4	7	1	14	86	5.4

MEET THE TAR HEELS



#4

LAILA HULL

R-SO • GUARD • 6-1

ZIONSVILLE, IND.

ZIONSVILLE HIGH SCHOOL

Major: Political Science

Minor: Social & Economic Justice

Good to know ...

- Appeared in 23 games off the bench last season.
- Shot 38.9% from beyond the arc, knocking down 14 total threes.
- 2024-25 ACC All-Academic team.
- Earned Indiana Miss Basketball and Indiana Gatorade Player of the Year honors.
- Finished her prep career as Zionsville's all-time leading scorer.
- Averaged 22.4 points and 8.3 rebounds per game as a senior.
- Father Lee has coached throughout the college and NFL level, while older brother Jordan played football at Lafayette.

2025-26 SEASON HIGHS CAREER HIGHS

Points 14, vs. Fairfield (11/15/25) 14, 2x, last vs. Fairfield (11/15/25)
Rebounds 5, 2x, last at Boston College (12/29/25) ... 5, 3x, last at Boston College (12/29/25)
FG 5, vs. Fairfield (11/15/25) 5, 2x, last vs. Fairfield (11/15/25)
FGA 9, 2x, last vs. SDSU (11/27/25) 9, 2x, last vs. SDSU (11/27/25)
3FG 4, vs. Fairfield (11/15/25) 4, 2x, last vs. Fairfield (11/15/25)
3FGA 8, vs. SDSU (11/27/25) 8, vs. SDSU (11/27/25)
FT 3, vs. UNCW (12/17/25) 3, vs. UNCW (12/17/25)
FTA 4, vs. UNCW (12/17/25) 4, vs. UNCW (12/17/25)
Assists 4, 2x, last vs. SDSU (11/27/25) 4, 2x, last vs. SDSU (11/27/25)
Steals 2, 2x, last vs. Charleston So. (12/21/25) 2, 3x, last vs. Charleston So. (12/21/25)
Blocks 2, vs. UNCG (11/23/25) 2, vs. UNCG (11/23/25)

SEASON SUPERLATIVES

Double-Figure Points: 1x, last vs. Fairfield (11/15/25)
Double-Figure Rebounds: --
Double-Doubles: --
5+ Rebounds: 1x, last vs. SDSU (11/27/25)
5+ Assists: --
Led Team in Points: 1x, last vs. Fairfield (11/15/25)
Led Team in Rebounds: --
Led Team in Assists: 1x, vs. UNCG (11/23/25)

HULL GAME-BY-GAME

Opponent	Date	GS	MIN	Total		3-Pointers		Free throws		Rebounds				PF	A	TO	BLK	STL	PTS		AVG
				FG-FGA	PCT	3FG-3FGA	PCT	FT-FTA	PCT	OFF	DEF	TOT	AVG								
N.C. Central	11/03/2025		18:48	1-4	.250	1-3	.333	0-0	.000	0	1	1	1.0	4	2	3	0	0	3	3.0	
Elon	11/06/2025		05:28	0-0	.000	0-0	.000	0-0	.000	1	0	1	1.0	0	0	0	0	1	0	1.5	
vs Fairfield	11/15/2025		19:02	5-9	.556	4-7	.571	0-0	.000	1	1	2	1.3	4	0	0	0	1	14	5.7	
at N.C. A&T	11/20/2025		14:42	2-5	.400	0-2	.000	0-0	.000	2	0	2	1.5	2	2	0	1	0	4	5.3	
UNC Greensboro	11/23/2025		21:23	2-2	1.000	2-2	1.000	0-0	.000	0	2	2	1.6	3	4	0	2	1	6	5.4	
vs South Dakota St.	11/27/2025		22:02	3-9	.333	2-8	.250	0-0	.000	0	5	5	2.2	1	4	1	0	2	8	5.8	
vs Kansas St.	11/28/2025		14:17	2-7	.286	2-6	.333	1-2	.500	1	2	3	2.3	2	0	0	0	0	7	6.0	
vs Columbia	11/29/2025		14:35	1-1	1.000	1-1	1.000	0-0	.000	0	0	0	2.0	0	0	1	0	0	3	5.6	
at Texas	12/04/2025		02:06	0-0	.000	0-0	.000	0-0	.000	0	0	0	1.8	2	0	1	0	0	0	5.0	
Boston U.	12/07/2025		13:48	1-5	.200	1-4	.250	0-0	.000	3	0	3	1.9	0	0	2	0	1	3	4.8	
Louisville	12/14/2025		17:23	1-3	.333	1-2	.500	0-0	.000	2	0	2	1.9	1	0	1	1	1	3	4.6	
UNCW	12/17/2025		13:29	1-3	.333	1-3	.333	3-4	.750	0	2	2	1.9	2	2	1	0	1	6	4.8	
Charleston So.	12/21/2025		15:25	3-6	.500	0-3	.000	1-1	1.000	0	3	3	2.0	2	1	0	0	2	7	4.9	
at Boston College	12/29/2025		16:17	3-6	.500	2-4	.500	1-2	.500	2	3	5	2.2	0	1	0	0	1	9	5.2	
California	01/01/2026		04:36	0-2	.000	0-0	.000	0-0	.000	1	1	2	2.2	0	0	0	0	0	0	4.9	
Stanford	01/04/2026		01:19	0-0	.000	0-0	.000	0-0	.000	0	0	0	2.1	0	0	0	0	0	0	4.6	
Totals		0	214:40	25-62	.403	17-45	.378	6-9	.667	13	20	33	2.1	23	16	10	4	11	73	4.6	

Player Averages

Games Played	Minutes/ game	Points/ game	FG Pct	3FG Pct	FT Pct	Rebounds/ game	Assists/ game	Turnovers/ game	Assist/Turnover ratio	Steals/ game	Blocks/ game
16	13.4	4.6	40.3	37.8	66.7	2.1	1.0	0.6	1.6	0.7	0.3

HULL CAREER STATISTICS

				Field Goals		3-Point		F-Throws		Rebounds										Scoring	
SEASON	TEAM	GP-GS	MIN/AVG	FG-FGA	FG%	3FG-3FGA	3FG%	FT-FTA	FT%	OFF	DEF	TOT	AVG	PF-FO	A	TO	BLK	STL		PTS	AVG
2024-25	UNC	23-0	177/7.7	21-55	.382	14-36	.389	4-6	.667	12	25	37	1.6	17-0	7	12	6	9		60	2.6
2025-26	UNC	16-0	215/13.4	25-62	.403	17-45	.378	6-9	.667	13	20	33	2.1	23-0	16	10	4	11		73	4.6
TOTAL		39-0	392/10.0	46-117	.393	31-81	.383	10-15	.667	25	45	70	1.8	40-0	23	22	10	20		133	3.4



MEET THE TAR HEELS



#5

LIZA ASTAKHOVA

LEE-Zuh AHH-STASH-Koh-VUH
FR • FORWARD • 6-2
MOSCOW, RUSSIA
ZNAIKA SCHOOL RUSSIAN FEDERATION
Major: Pre-Business

2025-26 SEASON HIGHS	CAREER HIGHS
Points 6, vs. NC Central (11/3/25)	6, vs. NC Central (11/3/25)
Rebounds 3, vs. NC Central (11/3/25)	3, vs. NC Central (11/3/25)
FG 3, vs. NC Central (11/3/25)	3, vs. NC Central (11/3/25)
FGA 6, vs. NC Central (11/3/25)	6, vs. NC Central (11/3/25)
3FG	
3FGA 2, at Boston College (12/29/25)	2, at Boston College (12/29/25)
FT	
FTA	
Assists 1, vs. NC Central (11/3/25)	1, vs. NC Central (11/3/25)
Steals	
Blocks	

Good to know ...

- Boasts experience on the Russian professional basketball circuit.
- Appeared in 39 games with the Russia-PBL in the Moscow Basketball Association throughout the 2024-25 season.
- Averaged 4.7 points per game off the bench, posting a season-high 20 points against Enisey.
- Spent time in the Russia Superleague 1, playing six games with MBA-2.
- In her time with MBA-2, tallied 11.5 points per outing and hauled in 7.3 rebounds per game.

SEASON SUPERLATIVES

Double-Figure Points: --
Double-Figure Rebounds: --
Double-Doubles: --
5+ Rebounds: --
5+ Assists: --
Led Team in Points: --
Led Team in Rebounds: --
Led Team in Assists: --

ASTAKHOVA GAME-BY-GAME

Opponent	Date	GS	MIN	Total FG-FGA	PCT	3-Pointers 3FG-3FGA	PCT	Free throws FT-FTA	PCT	Rebounds OFF DEF TOT AVG	PF	A	TO	BLK	STL	PTS	AVG
N.C. Central	11/03/2025		08:31	3-6	.500	0-0	.000	0-0	.000	2 1 3 3.0	3	1	2	0	0	6	6.0
at N.C. A&T	11/20/2025		03:35	0-0	.000	0-0	.000	0-0	.000	0 1 1 2.0	1	0	0	0	0	0	3.0
UNC Greensboro	11/23/2025		05:44	1-4	.250	0-1	.000	0-0	.000	0 1 1 1.7	0	0	0	0	0	2	2.7
vs South Dakota St.	11/27/2025		02:28	0-1	.000	0-0	.000	0-0	.000	0 0 0 1.3	1	0	0	0	0	0	2.0
Boston U.	12/07/2025		03:07	1-2	.500	0-0	.000	0-0	.000	0 0 0 1.0	0	0	0	0	0	2	2.0
UNCW	12/17/2025		06:02	0-2	.000	0-2	.000	0-0	.000	0 0 0 0.8	1	0	1	0	0	0	1.7
at Boston College	12/29/2025		05:20	0-3	.000	0-2	.000	0-0	.000	1 0 1 0.9	1	0	0	0	0	0	1.4
Totals		0	34:47	5-18	.278	0-5	.000	0-0	.000	3 3 6 0.9	7	1	3	0	0	10	1.4


Player Averages

Games Played	Minutes/game	Points/game	FG Pct	3FG Pct	FT Pct	Rebounds/game	Assists/game	Turnovers/game	Assist/Turnover ratio	Steals/game	Blocks/game
7	5.0	1.4	27.8	0.0	0.0	0.9	0.1	0.4	0.3	0.0	0.0

ASTAKHOVA CAREER STATISTICS

SEASON	TEAM	GP-GS	MIN/AVG	Field Goals FG-FGA FG%	3-Point 3FG-3FGA 3FG%	F-Throws FT-FTA FT%	Rebounds OFF DEF TOT AVG	PF-FO	A	TO	BLK	STL	PTS	AVG
2025-26	UNC	7-0	35/5.0	5-18 .278	0-5 .000	0-0 .000	3 3 6 0.9	7-0	1	3	0	0	10	1.4
TOTAL		7-0	35/5.0	5-18 .278	0-5 .000	0-0 .000	3 3 6 0.9	7-0	1	3	0	0	10	1.4

MEET THE TAR HEELS



#7

NYLA BROOKS

FR • GUARD • 6-1

WALDORF, MD.

BISHOP IRETON HIGH SCHOOL

Major: Undecided

Good to know ...

- Preseason ACC All-Freshman, ACC Freshman of the Week - 11/24
- 2025 McDonald's All-American, fifth signee under Banghart to earn the honor.
- Rated as the No. 13 overall prospect in the Class of 2025 by ESPN.
- Participated in the 2025 Jordan Brand Classic.
- 2025 Gatorade Virginia Girls Basketball Player of the Year.
- Honored as the Washington Catholic Athletic Conference Player of the Year as a senior.
- Volunteered throughout high school with the Lioness Project and served as a mentor for the Big Sister-Little Sister program.

2025-26 SEASON HIGHS CAREER HIGHS

Points 19, vs. Charleston So. (12/21/25) 19, vs. Charleston So. (12/21/25)
Rebounds 6, vs. UNCW (12/17/25) 6, vs. UNCW (12/17/25)
FG 7, vs. UNCG (11/23/25) 7, vs. UNCG (11/23/25)
FGA 16, vs. Charleston So. (12/21/25) 16, vs. Charleston So. (12/21/25)
3FG 6, vs. Charleston So. (12/21/25) 6, vs. Charleston So. (12/21/25)
3FGA 12, vs. Charleston So. (12/21/25) 12, vs. Charleston So. (12/21/25)
FT 3, at Boston College (12/29/25) 3, at Boston College (12/29/25)
FTA 4, vs. Elon (11/6/25) 4, vs. Elon (11/6/25)
Assists 4, vs. Elon (11/6/25) 4, vs. Elon (11/6/25)
Steals 4, vs. Elon (11/6/25) 4, vs. Elon (11/6/25)
Blocks 2, at N.C. A&T (11/20/25) 2, at N.C. A&T (11/20/25)

SEASON SUPERLATIVES

Double-Figure Points: 11x, last at Boston College (12/29/25)

Double-Figure Rebounds: --

Double-Doubles: --

5+ Rebounds: 1x, at N.C. A&T (11/20/25)

5+ Assists: --

Led Team in Points: 5x, last vs. Charleston So. (12/21/25)

Led Team in Rebounds: 1x, vs. Elon (11/6/25)

Led Team in Assists: --

BROOKS GAME-BY-GAME

Opponent	Date	GS	MIN	Total		3-Pointers		Free throws		Rebounds				PF				PTS		AVG
				FG-FGA	PCT	3FG-3FGA	PCT	FT-FTA	PCT	OFF	DEF	TOT	AVG	PF	A	TO	BLK	STL	PTS	
N.C. Central	11/03/2025		22:27	6-12	.500	3-6	.500	0-3	.000	0	4	4	4.0	1	2	2	0	1	15	15.0
Elon	11/06/2025		28:05	4-13	.308	2-8	.250	0-4	.000	1	3	4	4.0	3	4	2	0	4	10	12.5
vs UCLA	11/13/2025		07:50	1-4	.250	0-2	.000	0-0	.000	0	0	0	2.7	2	0	1	0	1	2	9.0
vs Fairfield	11/15/2025		23:02	5-12	.417	1-4	.250	1-1	1.000	1	2	3	2.8	4	2	2	1	0	12	9.8
at N.C. A&T	11/20/2025		21:52	5-13	.385	4-11	.364	0-0	.000	0	5	5	3.2	2	1	1	2	0	14	10.6
UNC Greensboro	11/23/2025		17:23	7-7	1.000	3-3	1.000	1-2	.500	0	1	1	2.8	1	2	1	1	2	18	11.8
vs South Dakota St.	11/27/2025		21:18	5-10	.500	4-7	.571	0-0	.000	0	1	1	2.6	2	0	2	0	0	14	12.1
vs Kansas St.	11/28/2025		27:01	4-9	.444	4-6	.667	2-3	.667	0	2	2	2.5	2	2	0	1	1	14	12.4
vs Columbia	11/29/2025		09:00	0-0	.000	0-0	.000	0-2	.000	0	1	1	2.3	0	1	2	0	1	0	11.0
at Texas	12/04/2025		20:24	1-6	.167	0-2	.000	0-0	.000	1	1	2	2.3	4	0	2	0	0	2	10.1
Boston U.	12/07/2025		17:18	4-13	.308	2-4	.500	0-0	.000	1	2	3	2.4	0	0	1	0	3	10	10.1
Louisville	12/14/2025		07:11	1-6	.167	1-5	.200	0-0	.000	0	0	0	2.2	0	0	0	0	0	3	9.5
UNCW	12/17/2025		20:21	6-10	.600	4-7	.571	0-0	.000	1	5	6	2.5	2	0	2	0	1	16	10.0
Charleston So.	12/21/2025		25:54	6-16	.375	6-12	.500	1-2	.500	0	5	5	2.6	1	1	0	0	0	19	10.6
at Boston College	12/29/2025		19:36	5-8	.625	2-4	.500	3-3	1.000	0	3	3	2.7	2	2	3	0	1	15	10.9
California	01/01/2026		18:04	0-4	.000	0-3	.000	0-0	.000	0	0	0	2.5	0	0	0	0	0	0	10.3
Stanford	01/04/2026		17:10	1-2	.500	0-1	.000	1-3	.333	0	4	4	2.6	0	1	0	0	0	3	9.8
Totals		0	323:56	61-145	.421	36-85	.424	9-23	.391	5	39	44	2.6	26	18	21	5	15	167	9.8

Player Averages

Games Played	Minutes/game	Points/game	FG Pct	3FG Pct	FT Pct	Rebounds/game	Assists/game	Turnovers/game	Assist/Turnover ratio	Steals/game	Blocks/game
17	19.1	9.8	42.1	42.4	39.1	2.6	1.1	1.2	0.9	0.9	0.3

BROOKS CAREER STATISTICS

				Field Goals		3-Point		F-Throws		Rebounds								Scoring		
SEASON	TEAM	GP-GS	MIN/AVG	FG-FGA	FG%	3FG-3FGA	3FG%	FT-FTA	FT%	OFF	DEF	TOT	AVG	PF-FO	A	TO	BLK	STL	PTS	AVG
2025-26	UNC	17-0	324/19.1	61-145	.421	36-85	.424	9-23	.391	5	39	44	2.6	26-0	18	21	5	15	167	9.8
TOTAL		17-0	324/19.1	61-145	.421	36-85	.424	9-23	.391	5	39	44	2.6	26-0	18	21	5	15	167	9.8

MEET THE TAR HEELS



#10
RENIYA KELLY
JR • GUARD • 5-7
HOOVER, ALA.
HOOVER HIGH SCHOOL
Major: Information Science
Minor: Religious Studies

Good to know ...

- 2025-26 Preseason All-ACC
- 2025 Nancy Lieberman Award Preseason Top-20 Watchlist
- 2024-25 All-ACC Second Team
- Named the USBWA National Player of the Week and ACC Player of the Week after posting back-to-back 20-point outings, including a career-high 23 points against NC State.
- Drained 40 threes as a sophomore, her shooting percentage of 41.2% from beyond the arc ranks No. 4 in a season at UNC.
- Two-time All-ACC Academic Team member.
- Three-time Alabama State Championship MVP. Her Hoover No. 10 jersey was retired in 2023.

2025-26 SEASON HIGHS CAREER HIGHS
Points 9, 3x, last vs. Stanford (1/4/26) 23, vs. NC State (2/16/25)
Rebounds 6, vs. SDSU (11/27/25) 8, at Clemson (2/9/25)
FG 4, 2x, last at Boston College (12/29/25) 9, vs. NC State (2/16/25)
FGA 12, 2x, last vs. Stanford (1/4/26) 18, vs. NC State (2/16/25)
3FG 2, at N.C. A&T (11/20/25) 5, vs. NC State (2/16/25)
3FGA 4, 2x, last vs. Charleston So. (12/21/25) 9, vs. NC State (2/16/25)
FT 3, 2x, last vs. Stanford (1/4/26) 5, 2x, last vs. Boston College (1/12/25)
FTA 4, vs Fairfield (11/15/25) 5, 2x, last vs. Boston College (1/12/25)
Assists 4, 5x, last vs. Charleston So. (12/21/25) 6, 3x, last at Syracuse (2/20/25)
Steals 3, vs. Charleston So. (12/21/25) 5, at N.C. A&T (11/12/24)
Blocks 1, 2x, last at Boston College (12/29/25) 1, 7x, last at Boston College (12/29/25)

SEASON SUPERLATIVES

Double-Figure Points: --
Double-Figure Rebounds: --
Double-Doubles: --
5+ Rebounds: 2x, last at Boston College (12/29/25)
5+ Assists: --
Led Team in Points: --
Led Team in Rebounds: --
Led Team in Assists: 3x, last vs. Louisville (12/14/25)

KELLY GAME-BY-GAME

Opponent	Date	GS	MIN	Total		3-Pointers		Free throws		Rebounds				PF		A		TO		BLK		STL		PTS		AVG	
				FG	FGA	PCT	3FG	3FGA	PCT	FT	FTA	PCT	OFF	DEF	TOT	AVG	PF	A	TO	BLK	STL	PTS	AVG				
N.C. Central	11/03/2025	*	05:07	0-1	.000	0-0	.000	0-0	.000	0	1	1	1.0	0	1	0	0	1	0	0	1	0	0.0				
Elon	11/06/2025	*	09:50	0-3	.000	0-1	.000	0-0	.000	0	0	0	0.5	0	1	0	0	1	0	0	1	0	0.0				
vs UCLA	11/13/2025	*	21:42	1-6	.167	0-3	.000	0-0	.000	1	1	2	1.0	0	4	1	0	1	2	0.7							
vs Fairfield	11/15/2025	*	25:13	1-6	.167	0-3	.000	3-4	.750	0	1	1	1.0	1	3	1	0	2	5	1.8							
at N.C. A&T	11/20/2025	*	18:47	2-5	.400	2-4	.500	0-0	.000	0	2	2	1.2	2	2	1	0	2	6	2.6							
UNC Greensboro	11/23/2025	*	21:13	1-2	.500	1-1	1.000	0-0	.000	0	0	0	1.0	0	4	0	1	0	3	2.7							
vs South Dakota St.	11/27/2025	*	20:26	1-8	.125	1-3	.333	1-2	.500	0	6	6	1.7	1	3	1	0	0	4	2.9							
vs Kansas St.	11/28/2025	*	31:55	3-7	.429	1-1	1.000	1-3	.333	0	2	2	1.8	2	4	1	0	2	8	3.5							
vs Columbia	11/29/2025	*	23:09	0-3	.000	0-0	.000	0-0	.000	0	1	1	1.7	4	3	1	0	1	0	3.1							
at Texas	12/04/2025	*	27:07	0-8	.000	0-1	.000	2-2	1.000	0	2	2	1.7	0	1	3	0	1	2	3.0							
Louisville	12/14/2025		26:57	0-7	.000	0-3	.000	2-2	1.000	0	2	2	1.7	1	4	0	0	0	2	2.9							
UNCW	12/17/2025	*	13:33	0-3	.000	0-3	.000	0-0	.000	0	2	2	1.8	0	2	2	0	0	0	2.7							
Charleston So.	12/21/2025	*	24:47	4-12	.333	0-4	.000	0-0	.000	0	2	2	1.8	3	4	0	0	3	8	3.1							
at Boston College	12/29/2025	*	20:31	4-6	.667	1-2	.500	0-0	.000	0	5	5	2.0	2	3	3	1	2	9	3.5							
California	01/01/2026	*	34:34	3-7	.429	1-3	.333	2-2	1.000	0	1	1	1.9	1	2	0	0	2	9	3.9							
Stanford	01/04/2026	*	26:39	3-12	.250	0-3	.000	3-3	1.000	0	0	0	1.8	1	1	1	0	2	9	4.2							
Totals			15 351:30	23-96	.240	7-35	.200	14-18	.778	1	28	29	1.8	18	42	15	2	20	67	4.2							

Player Averages

Games Played	Minutes/game	Points/game	FG Pct	3FG Pct	FT Pct	Rebounds/game	Assists/game	Turnovers/game	Assist/Turnover ratio	Steals/game	Blocks/game
16	22.0	4.2	24.0	20.0	77.8	1.8	2.6	0.9	2.8	1.3	0.1

KELLY CAREER STATISTICS

SEASON	TEAM	GP-GS	MIN/AVG	Field Goals		3-Point		F-Throws		Rebounds				Scoring						
				FG-FGA	FG%	3FG-3FGA	3FG%	FT-FTA	FT%	OFF	DEF	TOT	AVG	PF-FO	A	TO	BLK	STL	PTS	AVG
2023-24	UNC	21-11	386/18.4	37-96	.385	11-41	.268	12-14	.857	5	31	36	1.7	27-0	27	21	1	13	97	4.6
2024-25	UNC	33-33	902/27.3	120-293	.410	40-97	.412	38-44	.864	17	73	90	2.7	54-0	68	44	4	36	318	9.6
2025-26	UNC	16-15	351/22.0	23-96	.240	7-35	.200	14-18	.778	1	28	29	1.8	18-0	42	15	2	20	67	4.2
TOTAL		70-59	1640/23.4	180-485	.371	58-173	.335	64-76	.842	23	132	155	2.2	99-0	137	80	7	69	482	6.9

MEET THE TAR HEELS



#15 SYDNEY BARKER

JR • GUARD • 5-7

DURHAM, N.C.

JORDAN HIGH SCHOOL

Major: Exercise and Sport Science

Minors: Sports Medicine and Spanish for the Professions

Good to know ...

- Recipient of the Montross-Walsh Scholarship, in recognition of servant leadership.
- Played in nine games off the bench as a sophomore, knocked down two triples.
- Joined the program as a walk-on, awarded a scholarship in February of freshman season.
- Appeared in 12 games off the bench as a true freshman.
- Hit her first career three at Boston College as well as grabbing her first steal.
- Conference Player of the Year as a junior and senior at Jordan High School.

2025-26 SEASON HIGHS CAREER HIGHS

Points 2, 2x, last vs. UNCW (12/17/25) 5, at Boston College (2/29/24)
Rebounds 2, vs. UNCG (11/23/25) 2, vs. UNCG (11/23/25)
FG 1, 2x, last vs. UNCW (12/17/25) 2 at Boston College (2/29/24)
FGA 4, at N.C. A&T (11/20/25) 4, at N.C. A&T (11/20/25)
3FG 1, 4x, last at SMU (1/16/25)
3FGA 2, 2x, last at Boston College (12/29/25) 2, 2x, last at Boston College (12/29/25)
FT 2, vs. Florida (12/18/24)
FTA 2, vs. UNCW (12/17/25) 2, vs. Florida (12/18/24)
Assists 1, 2x, last vs. Fairfield (11/15/25) 1, 3x, last vs. Fairfield (11/15/25)
Steals 1, at Boston College (12/29/25) 1, 4x, last at Boston College (12/29/25)
Blocks

SEASON SUPERLATIVES

Double-Figure Points: --

Double-Figure Rebounds: --

Double-Doubles: --

5+ Rebounds: --

5+ Assists: --

Led Team in Points: --

Led Team in Rebounds: --

Led Team in Assists: --

BARKER GAME-BY-GAME

Opponent	Date	GS	MIN	Total		3-Pointers		Free throws		Rebounds				PF	A	TO	BLK	STL	PTS	AVG
				FG-FGA	PCT	3FG-3FGA	PCT	FT-FTA	PCT	OFF	DEF	TOT	AVG							
N.C. Central	11/03/2025		08:04	0-1	.000	0-0	.000	0-0	.000	0	0	0	0.0	0	1	0	0	0	0	0.0
Elon	11/06/2025		01:28	0-0	.000	0-0	.000	0-0	.000	0	1	1	0.5	0	0	0	0	0	0	0.0
vs Fairfield	11/15/2025		02:39	0-0	.000	0-0	.000	0-0	.000	0	0	0	0.3	0	1	0	0	0	0	0.0
at N.C. A&T	11/20/2025		02:13	1-4	.250	0-2	.000	0-0	.000	0	0	0	0.3	1	0	0	0	0	2	0.5
UNC Greensboro	11/23/2025		03:07	0-0	.000	0-0	.000	0-0	.000	0	2	2	0.6	0	0	0	0	0	0	0.4
vs South Dakota St.	11/27/2025		02:47	0-0	.000	0-0	.000	0-0	.000	1	0	1	0.7	0	0	0	0	0	0	0.3
Boston U.	12/07/2025		03:58	0-1	.000	0-0	.000	0-0	.000	0	1	1	0.7	0	0	0	0	0	0	0.3
UNCW	12/17/2025		03:54	1-1	1.000	0-0	.000	0-2	.000	0	0	0	0.6	1	0	0	0	1	2	0.5
at Boston College	12/29/2025		05:20	0-2	.000	0-2	.000	0-0	.000	0	1	1	0.7	0	1	1	0	0	0	0.4
Totals		0	33:30	2-9	.222	0-4	.000	0-2	.000	1	5	6	0.7	2	3	1	0	1	4	0.4

Player Averages

Games Played	Minutes/game	Points/game	FG Pct	3FG Pct	FT Pct	Rebounds/game	Assists/game	Turnovers/game	Assist/Turnover ratio	Steals/game	Blocks/game
9	3.7	0.4	22.2	0.0	0.0	0.7	0.3	0.1	3.0	0.1	0.0

BARKER CAREER STATISTICS

				Field Goals		3-Point		F-Throws		Rebounds									Scoring	
SEASON	TEAM	GP-GS	MIN/AVG	FG-FGA	FG%	3FG-3FGA	3FG%	FT-FTA	FT%	OFF	DEF	TOT	AVG	PF-FO	A	TO	BLK	STL	PTS	AVG
2023-24	UNC	12-0	45/3.7	4-8	.500	2-5	.400	0-0	.000	2	1	3	0.3	4-0	0	2	0	2	10	0.8
2024-25	UNC	9-0	31/3.4	5-6	.833	2-2	1.000	3-4	.750	1	1	2	0.2	3-0	1	2	0	0	15	1.7
2025-26	UNC	9-0	34/3.7	2-9	.222	0-4	.000	0-2	.000	1	5	6	0.7	2-0	3	1	0	1	4	0.4
TOTAL		30-0	109/3.6	11-23	.478	4-11	.364	3-6	.500	4	7	11	0.4	9-0	4	5	0	3	29	1.0

MEET THE TAR HEELS



#17

ELINA ARNISALO

(are - KNEE - salo)

SO • GUARD • 5-10

HELSINKI, FINLAND

UCLA

MÄKELÄNRINNE UPPER SECONDARY SCHOOL

Major: Exercise & Sport Science

Good to know ...

- Transferred to Carolina following one season at UCLA, where she was a member of the Bruins' 2025 Final Four run.
- Appeared in all 37 games as a freshman, making 10 starts.
- Dished out five or more assists in 12 games last season.
- Played professionally in Finland in Belgium prior to her collegiate career.
- Represented her home country of Finland at the 2022 FIBA U18 Women's European Championships.
- Speaks four languages: English, Finnish, German and Swedish.

2025-26 SEASON HIGHS CAREER HIGHS

Points 16, 2x, last vs. Charleston So. (12/21/25) 19, vs. Colgate (11/10/24)
Rebounds 8, vs. Elon (11/6/25) 8, vs. Colgate (11/6/25)
FG 6, 7x, last vs. Charleston So. (12/21/25) 8, vs. Colgate (11/10/24)
FGA 16 vs. UCLA (11/13/25) 16, vs. UCLA (11/13/25)
3FG 3, vs. UNCG (11/23/25) 3, 2x, last vs. UNCG (11/23/25)
3FGA 7, vs. UCLA (11/13/25) 7, vs. UCLA (11/13/25)
FT 4, 2x, last at Texas (12/4/25) 4, 2x, last at Texas (12/4/25)
FTA 5, vs. SDSU (11/27/25) 5, vs. SDSU (11/27/25)
Assists 4, 5x, last at Boston College (12/29/25) 11, vs. Arkansas (11/17/24)
Steals 4, at Boston College (12/29/25) 4, at Boston College (12/29/25)
Blocks 1, vs. UCLA (11/13/25) 1, 4x, last vs. UCLA (11/13/25)

SEASON SUPERLATIVES

Double-Figure Points: 10x, last vs. Stanford (1/4/26)

Double-Figure Rebounds: --

Double-Doubles: --

5+ Rebounds: 3x, last vs. Boston University (12/7/25)

5+ Assists: --

Led Team in Points: 4x, last vs. Boston University (12/7/25)

Led Team in Rebounds: --

Led Team in Assists: 4x, last vs. Stanford (1/4/26)

AARNISALO GAME-BY-GAME

Opponent	Date	GS	MIN	Total		3-Pointers		Free throws		Rebounds				PF	A	TO	BLK	STL	PTS	AVG	
				FG-FGA	PCT	3FG-3FGA	PCT	FT-FTA	PCT	OFF	DEF	TOT	AVG								
N.C. Central	11/03/2025	*	27:49	6-11	.545	1-3	.333	0-1	.000	0	3	3	3.0	3	3	1	0	0	13	13.0	
Elon	11/06/2025		28:11	1-9	.111	0-3	.000	0-0	.000	3	5	8	5.5	0	4	1	0	2	2	7.5	
vs UCLA	11/13/2025	*	35:37	6-16	.375	1-7	.143	0-0	.000	0	3	3	4.7	0	3	3	1	1	13	9.3	
vs Fairfield	11/15/2025	*	23:38	2-7	.286	1-3	.333	2-2	1.000	1	5	6	5.0	1	1	1	0	1	7	8.8	
at N.C. A&T	11/20/2025	*	23:47	6-8	.750	1-2	.500	0-1	.000	1	1	2	4.4	0	2	4	0	3	13	9.6	
UNC Greensboro	11/23/2025	*	27:09	5-7	.714	3-3	1.000	0-0	.000	1	3	4	4.3	0	1	2	0	1	13	10.2	
vs South Dakota St.	11/27/2025	*	28:45	5-8	.625	0-0	.000	4-5	.800	1	1	2	4.0	0	4	0	0	1	14	10.7	
vs Kansas St.	11/28/2025	*	17:55	3-6	.500	1-2	.500	0-0	.000	1	0	1	3.6	4	1	2	0	0	7	10.3	
vs Columbia	11/29/2025	*	36:03	6-11	.545	1-2	.500	2-2	1.000	0	0	0	3.2	1	3	1	0	3	15	10.8	
at Texas	12/04/2025	*	31:13	6-7	.857	0-1	.000	4-4	1.000	1	2	3	3.2	1	2	3	0	1	16	11.3	
Boston U.	12/07/2025	*	27:21	6-11	.545	2-3	.667	0-0	.000	1	5	6	3.5	1	4	3	0	0	14	11.5	
Louisville	12/14/2025	*	23:13	1-8	.125	0-2	.000	0-0	.000	0	3	3	3.4	1	3	2	0	0	2	10.8	
UNCW	12/17/2025	*	16:56	4-10	.400	1-5	.200	0-0	.000	1	1	2	3.3	1	2	2	0	2	9	10.6	
Charleston So.	12/21/2025	*	29:44	6-8	.750	2-2	1.000	2-2	1.000	0	3	3	3.3	1	4	2	0	2	16	11.0	
at Boston College	12/29/2025		20:55	4-6	.667	1-2	.500	0-0	.000	0	2	2	3.2	1	4	1	0	4	9	10.9	
California	01/01/2026		13:50	0-0	.000	0-0	.000	0-0	.000	0	1	1	3.1	1	1	1	0	0	0	10.2	
Stanford	01/04/2026	*	33:54	4-9	.444	2-2	1.000	2-2	1.000	1	2	3	3.1	1	3	2	0	0	12	10.3	
Totals			14	446:00	71-142	.500	17-42	.405	16-19	.842	12	40	52	3.1	17	45	31	1	21	175	10.3

Player Averages

Games Played	Minutes/game	Points/game	FG Pct	3FG Pct	FT Pct	Rebounds/game	Assists/game	Turnovers/game	Assist/Turnover ratio	Steals/game	Blocks/game
17	26.2	10.3	50.0	40.5	84.2	3.1	2.6	1.8	1.5	1.2	0.1

AARNISALO CAREER STATS

SEASON	TEAM	GP-GS	MIN/AVG	Field Goals		3-Point		F-Throws		Rebounds				Scoring						
				FG-FGA	FG%	3FG-3FGA	3FG%	FT-FTA	FT%	OFF	DEF	TOT	AVG	PF-FO	A	TO	BLK	STL	PTS	AVG
2024-25	UCLA	37-10	776/21.0	73-167	.437	17-63	.270	24-31	.774	8	74	82	2.2	46-0	127	73	3	25	187	5.1
2025-26	UNC	17-14	446/26.2	71-142	.500	17-42	.405	16-19	.842	12	40	52	3.1	17-0	45	31	1	21	175	10.3
TOTAL FOR UNC	17-14	446/26.2	71-142	.500	.405	16-19	.842	12	40	52	3.1	17-0	45	31	1	21	175	10.3		
TOTAL	54-24	1222/22.6	144-309	.466	.324	40-50	.800	20	114	134	2.5	63-0	172	104	4	46	362	6.7		



#21
CIERA TOOMEY

R-SO • FORWARD • 6-4
DUNMORE, PA.
DUNMORE HIGH SCHOOL
Major: Exercise and Sport Science

Good to know ...

- Appeared in 32 games as a redshirt-freshman, making one start.
- Scored a career-high 19 points against UNCG.
- 2024-25 All-ACC Academic Team.
- Redshirted her freshman season while rehabbing from an injury sustained in high school.
- Led Dunmore High School to its first state championship in 2023.
- Named Miss Pennsylvania Basketball as a senior.
- Three-time all-state honoree and 3A player of the Year in 2023.
- Mother Carire, played basketball at Franklin & Marshall and then overseas. Also coached Ciera in high school.

2025-26 SEASON HIGHS	CAREER HIGHS
Points 19, vs. UNCG (11/23/25)	19, vs. UNCG (11/23/25)
Rebounds 12, vs. Elon (11/6/25)	12, vs. Elon (11/6/25)
FG 9, vs. UNCG (11/23/25)	9, vs. UNCG (11/23/25)
FGA 12, vs. UNCG (11/23/25)	12, vs. UNCG (11/23/25)
3FG 3, vs. UCLA (11/13/25)	3, 2x, last vs. UCLA (11/13/25)
3FGA 6, vs. UCLA (11/13/25)	7, vs. Kentucky (12/5/24)
FT 5, vs. Fairfield (11/15/25)	5, vs. Fairfield (11/15/25)
FTA 5, vs. Fairfield (11/15/25)	5, vs. Fairfield (11/15/25)
Assists 4, vs. UNCG (11/23/25)	4, vs. UNCG (11/23/25)
Steals 3, vs. UNCG (11/23/25)	3, 2x, last vs. UNCG (11/23/25)
Blocks 5, vs. BU (12/7/25)	5, vs. BU (12/7/25)

SEASON SUPERLATIVES

Double-Figure Points: 12x, last vs. Stanford (1/4/26)
Double-Figure Rebounds: 2x, last vs. Elon (11/6/25)
Double-Doubles: 1x, last vs. NC Central (11/3/25)
5+ Rebounds: 16x, last vs. Stanford (1/4/26)
5+ Assists: --
Led Team in Points: 1x, last vs. UNCG (11/23/25)
Led Team in Rebounds: 7x, last vs. Stanford (1/4/26)
Led Team in Assists: 1x, last vs. Stanford (1/4/26)

TOOMEY GAME-BY-GAME

Opponent	Date	GS	MIN	Total		3-Pointers		Free throws		Rebounds				PF	A	TO	BLK	STL	PTS	AVG
				FG-FGA	PCT	3FG-3FGA	PCT	FT-FTA	PCT	OFF	DEF	TOT	AVG							
N.C. Central	11/03/2025	*	25:20	5-6	.833	1-1	1.000	2-2	1.000	5	6	11	11.0	2	2	2	4	1	13	13.0
Elon	11/06/2025	*	27:06	3-7	.429	0-2	.000	2-2	1.000	5	7	12	11.5	2	1	3	2	1	8	10.5
vs UCLA	11/13/2025	*	33:34	4-8	.500	3-6	.500	0-0	.000	2	4	6	9.7	1	2	0	1	0	11	10.7
vs Fairfield	11/15/2025	*	17:07	3-4	.750	1-2	.500	5-6	.833	4	1	5	8.5	2	1	2	0	0	12	11.0
at N.C. A&T	11/20/2025	*	26:05	6-10	.600	0-3	.000	0-1	.000	1	3	4	7.6	4	1	2	0	2	12	11.2
UNC Greensboro	11/23/2025	*	22:03	9-12	.750	0-1	.000	1-1	1.000	2	5	7	7.5	1	4	0	0	3	19	12.5
vs South Dakota St.	11/27/2025	*	19:36	3-6	.500	0-2	.000	1-2	.500	2	3	5	7.1	1	1	2	1	0	7	11.7
vs Kansas St.	11/28/2025	*	18:44	2-3	.667	0-1	.000	2-2	1.000	0	7	7	7.1	3	3	4	0	0	6	11.0
vs Columbia	11/29/2025	*	25:28	8-9	.889	0-0	.000	2-5	.400	2	3	5	6.9	3	0	1	0	1	18	11.8
at Texas	12/04/2025	*	37:39	4-7	.571	0-2	.000	2-2	1.000	5	3	8	7.0	3	0	1	3	1	10	11.6
Boston U.	12/07/2025	*	19:21	3-8	.375	1-3	.333	0-0	.000	4	3	7	7.0	1	2	0	5	1	7	11.2
Louisville	12/14/2025	*	31:03	5-9	.556	2-3	.667	0-0	.000	3	5	8	7.1	2	1	1	1	0	12	11.3
UNCW	12/17/2025	*	20:36	7-10	.700	1-2	.500	0-1	.000	5	3	8	7.2	2	1	1	4	1	15	11.5
Charleston So.	12/21/2025	*	17:54	3-6	.500	0-1	.000	3-4	.750	2	3	5	7.0	3	2	2	0	0	9	11.4
at Boston College	12/29/2025	*	21:32	5-9	.556	0-2	.000	1-2	.500	2	6	8	7.1	2	3	0	2	0	11	11.3
California	01/01/2026	*	24:32	5-7	.714	1-1	1.000	2-3	.667	2	7	9	7.2	3	2	2	3	1	13	11.4
Stanford	01/04/2026	*	39:43	7-11	.636	0-3	.000	2-4	.500	0	5	5	7.1	4	3	3	1	0	16	11.7
Totals			17 427:22	82-132	.621	10-35	.286	25-37	.676	46	74	120	7.1	39	29	26	27	12	199	11.7

Player Averages

Games Played	Minutes/game	Points/game	FG Pct	3FG Pct	FT Pct	Rebounds/game	Assists/game	Turnovers/game	Assist/Turnover ratio	Steals/game	Blocks/game
17	25.1	11.7	62.1	28.6	67.6	7.1	1.7	1.5	1.1	0.7	1.6

TOOMEY CAREER STATISTICS

				Field Goals		3-Point		F-Throws		Rebounds									Scoring		
SEASON	TEAM	GP-GS	MIN/AVG	FG-FGA	FG%	3FG-3FGA	3FG%	FT-FTA	FT%	OFF	DEF	TOT	AVG	PF-FO	A	TO	BLK	STL		PTS	AVG
2024-25	UNC	32-1	331/10.3	41-103	.398	16-51	.314	3-12	.250	23	46	69	2.2	27-0	14	13	13	8		101	3.2
2025-26	UNC	17-17	427/25.1	82-132	.621	10-35	.286	25-37	.676	46	74	120	7.1	39-0	29	26	27	12		199	11.7
TOTAL		49-18	758/15.5	123-235	.523	26-86	.302	28-49	.571	69	120	189	3.9	66-0	43	39	40	20		300	6.1



MEET THE TAR HEELS



#24

INDYA NIVAR

IN-dee-uh (like India) nuh-VAR

SR • GUARD • 5-10

APEX, N.C.

STANFORD

APEX FRIENDSHIP HIGH SCHOOL

Major: Exercise and Sport Science

Minors: Applied Sciences and Engineering

Good to know ...

- Posted the second triple double in UNC history, with 13 points, 12 rebounds and 10 steals against South Dakota State.
- Snagged 68 steals to lead UNC as a junior, the most in a single-season in the Banghart era.
- Transferred to UNC following her freshman season at Stanford.
- Gatorade Player of the Year and Ms. Basketball honors in 2022 out of Apex Friendship High School.
- 2022 McDonalds and Jordan Brand Classic All-American.

2025-26 SEASON HIGHS CAREER HIGHS

Points 17, at Texas (12/4/25) 17, 2x, last at Texas (12/4/25)
Rebounds 12, vs. SDSU (11/27/25) 12, vs. SDSU (11/27/25)
FG 6, 4x, last vs. BU (12/7/25) 7, 4x, last at Boston College, 2/29/24
FGA 14, vs. Cal (1/1/26) 16, at Boston College, 2/29/24
3FG 3, vs. Charleston So. (12/21/25) 3, 2x, last vs. Charleston So. (12/21/25)
3FGA 5, vs. UCLA (11/13/25) 6, at Boston College, 2/29/24
FT 6, at Texas (12/4/25) 6, at Texas (12/4/25)
FTA 8, at Texas (12/4/25) 8, 3x, last at Texas (12/4/25)
Assists 7, vs. Kansas State (11/28/25) 7, vs. Kansas State (11/28/25)
Steals 10, vs. SDSU (11/27/25) 10, vs. SDSU (11/27/25)
Blocks 2, 3x, last vs. SDSU (11/27/25) 2, 8x, last vs. SDSU (11/27/25)

SEASON SUPERLATIVES

Double-Figure Points: 15x, last vs. Cal (1/1/26)
Double-Figure Rebounds: 2x, last vs. SDSU (11/27/25)
Double-Doubles: 1x, at N.C. A&T (11/20/25)
5+ Rebounds: 7x, last vs. UNCW (12/17/25)
5+ Assists: 4x, last vs. Charleston So. (12/21/25)
Led Team in Points: 5x, last vs. Cal (1/1/26)
Led Team in Rebounds: 4x, last vs. UNCW (12/17/25)
Led Team in Assists: 12x, last vs. Stanford (1/4/26)

NIVAR GAME-BY-GAME

Opponent	Date	GS	MIN	Total		3-Pointers		Free throws		Rebounds				PF	A	TO	BLK	STL	PTS	AVG	
				FG-FGA	PCT	3FG-3FGA	PCT	FT-FTA	PCT	OFF	DEF	TOT	AVG								
N.C. Central	11/03/2025	*	21:26	6-11	.545	0-1	.000	1-2	.500	0	4	4	4.0	3	2	4	0	4	13	13.0	
Elon	11/06/2025	*	26:14	6-13	.462	0-4	.000	1-2	.500	3	4	7	5.5	1	3	3	0	6	13	13.0	
vs UCLA	11/13/2025	*	33:17	4-13	.308	2-5	.400	1-2	.500	1	1	2	4.3	4	4	1	1	1	11	12.3	
vs Fairfield	11/15/2025	*	18:26	4-8	.500	0-2	.000	2-5	.400	2	2	4	4.3	3	2	2	0	4	10	11.8	
at N.C. A&T	11/20/2025	*	24:03	5-7	.714	1-1	1.000	3-4	.750	1	9	10	5.4	3	3	4	2	2	14	12.2	
UNC Greensboro	11/23/2025	*	24:00	5-12	.417	0-3	.000	0-0	.000	2	3	5	5.3	1	2	4	2	3	10	11.8	
vs South Dakota St.	11/27/2025	*	31:16	6-11	.545	1-3	.333	0-2	.000	4	8	12	6.3	4	5	1	2	10	13	12.0	
vs Kansas St.	11/28/2025	*	32:54	5-7	.714	2-2	1.000	2-2	1.000	0	2	2	5.8	3	7	1	0	4	14	12.3	
vs Columbia	11/29/2025	*	29:17	4-10	.400	1-2	.500	2-4	.500	0	6	6	5.8	5	6	0	0	6	11	12.1	
at Texas	12/04/2025	*	33:44	5-9	.556	1-2	.500	6-8	.750	0	4	4	5.6	4	3	2	1	2	17	12.6	
Boston U.	12/07/2025	*	26:13	6-11	.545	1-4	.250	0-0	.000	2	5	7	5.7	3	4	1	1	1	13	12.6	
Louisville	12/14/2025	*	33:33	3-10	.300	1-2	.500	3-6	.500	0	4	4	5.6	3	2	7	0	1	10	12.4	
UNCW	12/17/2025	*	20:29	4-7	.571	1-2	.500	1-4	.250	3	6	9	5.8	1	3	0	1	2	10	12.2	
Charleston So.	12/21/2025	*	29:39	5-8	.625	3-3	1.000	1-2	.500	1	3	4	5.7	4	6	1	0	1	14	12.4	
at Boston College	12/29/2025	*	17:37	2-5	.400	0-1	.000	0-0	.000	0	2	2	5.5	3	1	0	0	1	4	11.8	
California	01/01/2026	*	35:08	7-14	.500	0-1	.000	2-2	1.000	1	2	3	5.3	2	6	3	0	4	16	12.1	
Stanford	01/04/2026	*	36:35	2-7	.286	0-2	.000	1-4	.250	0	2	2	5.1	4	3	4	0	4	5	11.6	
Totals			17	473:51	79-163	.485	14-40	.350	26-49	.531	20	67	87	5.1	51	62	38	10	56	198	11.6

Player Averages

Games Played	Minutes/ game	Points/ game	FG Pct	3FG Pct	FT Pct	Rebounds/ game	Assists/ game	Turnovers/ game	Assist/Turnover ratio	Steals/ game	Blocks/ game
17	27.9	11.6	48.5	35.0	53.1	5.1	3.6	2.2	1.6	3.3	0.6

NIVAR CAREER STATS

				Field Goals		3-Point		F-Throws		Rebounds									Scoring	
SEASON	TEAM	GP-GS	MIN/AVG	FG-FGA	FG%	3FG-3FGA	3FG%	FT-FTA	FT%	OFF	DEF	TOT	AVG	PF-FO	A	TO	BLK	STL	PTS	AVG
2022-23	Stan	35-1	438/12.5	40-101	.396	10-42	.238	21-32	.656	17	52	69	2.0	45-0	35	35	5	19	111	3.2
2023-24	UNC	33-6	703/21.3	82-221	.371	17-71	.239	29-58	.500	43	98	141	4.3	77-2	46	55	16	44	210	6.4
2024-25	UNC	34-34	816/24.0	114-310	.368	17-79	.215	38-68	.559	42	112	154	4.5	92-4	68	78	14	68	283	8.3
2025-26	UNC	17-17	474/27.9	79-163	.485	14-40	.350	26-49	.531	20	67	87	5.1	51-1	62	38	10	56	198	11.6
TOTAL FOR UNC		84-57	1993/23.7	275-694	.396	48-190	.253	93-175	.531	105	277	382	4.5	220-7	176	171	40	168	691	8.2
TOTAL		119-58	2432/20.4	315-795	.396	58-232	.250	114-207	.551	122	329	451	3.8	265-7	211	206	45	187	802	6.7

MEET THE TAR HEELS



#26
TAISSA QUEIROZ

TIE-ee-SUH CUE-air-ROZ
FR • GUARD • 6-1
BELO HORIZONTE, BRAZIL
CARDINAL NEWMAN
Major: Exercise and Sport Science

Good to know ...

- Graduated last December to enroll early at UNC, practicing with the Tar Heels throughout the spring.
- Ranked as a four-star prospect by ESPN.
- Named the San Francisco Chronicle Co-North Bay Player of the Year in 2024 and was named a Top-Five player on the West Coast by Preps - Bay Area.
- Boasts international experience with her home country of Brazil, appearing with its national team in WNBA exhibitions against the Chicago Sky and Indiana Fever this past May.
- Assisted her home country to a first-place finish at the 2022 U18 South America Cup in Argentina.

2025-26 SEASON HIGHS	CAREER HIGHS
Points 6, 2x, last vs. Cal (1/1/26)	6, 2x, last vs. Cal (1/1/26)
Rebounds 6, 2x, last vs. Charleston So. (12/21/25)	6, 2x, last vs. Charleston So. (12/21/25)
FG 3, 2x, last vs. Cal (1/1/26)	3, 2x, last vs. Cal (1/1/26)
FGA 5, 2x, last vs. Cal (1/1/26)	5, 2x, last vs. Cal (1/1/26)
3FG	
3FGA 1, 2x, last vs. Cal (1/1/26)	1, 2x, last vs. Cal (1/1/26)
FT 1, vs. Charleston So. (12/21/25)	1, vs. Charleston So. (12/21/25)
FTA 2, 2x, last vs. Charleston So. (12/21/25)	2, 2x, last vs. Charleston So. (12/21/25)
Assists 4, vs. Charleston So. (12/21/25)	4, vs. Charleston So. (12/21/25)
Steals 2, vs. NC Central (11/3/25)	2, vs. NC Central (11/3/25)
Blocks	

SEASON SUPERLATIVES

Double-Figure Points: --
Double-Figure Rebounds: --
Double-Doubles: --
5+ Rebounds: 2x, last vs. Charleston So. (12/21/25)
5+ Assists: --
Led Team in Points: --
Led Team in Rebounds: --
Led Team in Assists: 1x, vs. UNCW (12/17/25)

QUEIROZ GAME-BY-GAME

Opponent	Date	GS	Total			3-Pointers		Free throws		Rebounds			PF	A	TO	BLK	STL	PTS	AVG	
			FG	FGA	PCT	3FG	3FGA	PCT	FT	FTA	PCT	OFF								DEF
N.C. Central	11/03/2025		15:36	1-1	1.000	0-0	.000	0-0	.000	0	6	6	6.0	1	0	3	0	2	2	2.0
Elon	11/06/2025		11:10	2-3	.667	0-0	.000	0-0	.000	0	1	1	3.5	0	0	0	0	0	4	3.0
Boston U.	12/07/2025		05:17	0-1	.000	0-0	.000	0-0	.000	0	0	0	2.3	1	0	1	0	0	0	2.0
UNCW	12/17/2025		14:30	3-5	.600	0-1	.000	0-2	.000	2	1	3	2.5	1	3	0	0	1	6	3.0
Charleston So.	12/21/2025		17:60	1-4	.250	0-0	.000	1-2	.500	3	3	6	3.2	2	4	2	0	1	3	3.0
at Boston College	12/29/2025		09:41	0-1	.000	0-1	.000	0-0	.000	0	1	1	2.8	1	1	0	0	1	0	2.5
California	01/01/2026		10:34	3-5	.600	0-1	.000	0-0	.000	0	2	2	2.7	3	0	0	0	0	6	3.0
Totals		0	84:48	10-20	.500	0-3	.000	1-4	.250	5	14	19	2.7	9	8	6	0	5	21	3.0

Player Averages

Games Played	Minutes/game	Points/game	FG Pct	3FG Pct	FT Pct	Rebounds/game	Assists/game	Turnovers/game	Assist/Turnover ratio	Steals/game	Blocks/game
7	12.1	3.0	50.0	0.0	25.0	2.7	1.1	0.9	1.3	0.7	0.0

QUEIROZ CAREER STATS

				Field Goals		3-Point		F-Throws		Rebounds									Scoring	
SEASON	TEAM	GP-GS	MIN/AVG	FG-FGA	FG%	3FG-3FGA	3FG%	FT-FTA	FT%	OFF	DEF	TOT	AVG	PF-FO	A	TO	BLK	STL	PTS	AVG
2025-26	UNC	7-0	85/12.1	10-20	.500	0-3	.000	1-4	.250	5	14	19	2.7	9-0	8	6	0	5	21	3.0
TOTAL		7-0	85/12.1	10-20	.500	0-3	.000	1-4	.250	5	14	19	2.7	9-0	8	6	0	5	21	3.0



MEET THE TAR HEELS



#34
BLANCA THOMAS
S0 • Center • 6-5
CHARLOTTE, N.C.
CHARLOTTE CATHOLIC HIGH SCHOOL
Major: Media and Journalism
Advertising and Public Relations Track

Good to know ...

- Appeared in 33 games as a freshman, making five starts.
- Grabbed a 115 rebounds in her debut campaign, the most by a freshman in a season since Alyssa Ustby (2020-21).
- 10 games last season with five or more rebounds.
- 2024-25 All-ACC Academic Team
- Led Charlotte Catholic to back-to-back final four appearances in the state tournament as a sophomore and junior.
- First Team all-state selection as a junior.
- Named as the 2023 Defensive Player of the Year by the Charlotte Observer.

2025-26 SEASON HIGHS CAREER HIGHS
Points 8, vs. UNCW (12/17/25) 8, 2x, last vs. UNCW (12/17/25)
Rebounds 5, vs. UNCW (12/17/25) 10, vs. UNCW (11/7/24)
FG 4, vs. UNCW (12/17/25) 4, 2x, last vs. UNCW (12/17/25)
FGA 7, vs. UNCW (12/17/25) 7, vs. UNCW (12/17/25)
3FG 1, vs. UCLA (11/13/25) 1, vs. UCLA (11/13/25)
3FGA 1, vs. UCLA (11/13/25) 1, vs. UCLA (11/13/25)
FT 4, vs. UNCG (12/11/24)
FTA 6, vs. UNCW (11/7/24)
Assists 2, at Boston College (12/29/25) 3, vs. NC Central (11/29/24))
Steals 1, vs. Boston University (12/7/25) 3, vs. NC Central (11/29/24)
Blocks 2, 2x, last vs. Charleston So. (12/21/25) 4, vs. N.C. Central, 11/29/24)

SEASON SUPERLATIVES

Double-Figure Points: --
Double-Figure Rebounds: --
Double-Doubles: --
5+ Rebounds: 1x, vs. UNCW (12/17/25)
5+ Assists: --
Led Team in Points: --
Led Team in Rebounds: --
Led Team in Assists: --

THOMAS GAME-BY-GAME

Opponent	Date	GS	MIN	Total		3-Pointers		Free throws		Rebounds											
				FG-FGA	PCT	3FG-3FGA	PCT	FT-FTA	PCT	OFF	DEF	TOT	AVG	PF	A	TO	BLK	STL	PTS	AVG	
vs UCLA	11/13/2025		09:15	1-2	.500	1-1	1.000	0-0	.000	1	0	1	1.0	0	0	0	0	3	3.0		
at Texas	12/04/2025		02:21	0-0	.000	0-0	.000	0-0	.000	0	0	0	0.5	1	0	1	0	0	1.5		
Boston U.	12/07/2025		09:39	0-0	.000	0-0	.000	0-0	.000	0	0	0	0.3	1	1	0	0	1	0		
UNCW	12/17/2025		16:59	4-7	.571	0-0	.000	0-0	.000	2	3	5	1.5	1	1	1	2	0	8		
Charleston So.	12/21/2025		11:52	2-3	.667	0-0	.000	0-0	.000	1	1	2	1.6	1	0	2	2	0	4		
at Boston College	12/29/2025		09:42	2-2	1.000	0-0	.000	0-0	.000	0	4	4	2.0	0	2	0	0	0	4		
California	01/01/2026		03:35	1-1	1.000	0-0	.000	0-1	.000	0	0	0	1.7	1	0	1	0	0	2		
Stanford	01/04/2026		03:02	0-1	.000	0-0	.000	0-0	.000	0	1	1	1.6	0	0	1	0	0	0		
Totals		0	66:25	10-16	.625	1-1	1.000	0-1	.000	4	9	13	1.6	5	4	6	4	1	21		

Player Averages

Games Played	Minutes/ game	Points/ game	FG Pct	3FG Pct	FT Pct	Rebounds/ game	Assists/ game	Turnovers/ game	Assist/Turnover ratio	Steals/ game	Blocks/ game
8	8.3	2.6	62.5	100.0	0.0	1.6	0.5	0.8	0.7	0.1	0.5

THOMAS CAREER STATISTICS

				Field Goals		3-Point		F-Throws		Rebounds									Scoring	
SEASON	TEAM	GP-GS	MIN/AVG	FG-FGA	FG%	3FG-3FGA	3FG%	FT-FTA	FT%	OFF	DEF	TOT	AVG	PF-FO	A	TO	BLK	STL	PTS	AVG
2024-25	UNC	33-5	361/11.0	28-77	.364	0-1	.000	23-39	.590	48	67	115	3.5	35-0	11	20	25	8	79	2.4
2025-26	UNC	8-0	66/8.3	10-16	.625	1-1	1.000	0-1	.000	4	9	13	1.6	5-0	4	6	4	1	21	2.6
TOTAL		41-5	428/10.4	38-93	.409	1-2	.500	23-40	.575	52	76	128	3.1	40-0	15	26	29	9	100	2.4

2025-26 NORTH CAROLINA WOMEN'S BASKETBALL RADIO-TV ROSTER



0 LANIE GRANT
So. • G • 5-9




1 JORDAN ZUBICH
So. • G • 5-11




2 NYLA HARRIS
Sr. • F • 6-2



3 TALIIYAH HENDERSON
Fr. • G • 6-1



4 LAILA HULL
R-So. • G • 6-1



5 LIZA ASTAKHOVA
Fr. • F • 6-2



7 NYLA BROOKS
Fr. • G • 6-1



10 RENIYA KELLY
Jr. • G • 5-7



15 SYDNEY BARKER
Jr. • G • 5-7



17 ELINA AARNISALO
So. • G • 5-10



21 CIERA TOOMEY
R-So. • F • 6-4



24 INDYA NIVAR
Sr. • G • 5-10



26 TAISSA QUEIROZ
Fr. • G • 6-1



34 BLANCA THOMAS
So. • C • 6-5



COURTNEY BANGHART
Head Coach - Seventh Season



JOANNE ALUKA-WHITE
Associate Head Coach



CORY McNEILL
Assistant Coach



KATHERINE BIXBY
Assistant Coach



DANIEL METZELFELD
Assistant Coach



LEXI WEGER
Assistant Coach



KAYLA McPHERSON
Student Assistant