



MEN'S BASKETBALL

2025-26 Season | Game 22

**FIGHTING
IRISH MEDIA**
PRIMARY MEN'S
BASKETBALL CONTACT

SECONDARY
CONTACT

Josh Bates
jbates2@nd.edu
574-310-9954

Aly Prigge
aprigge@nd.edu
419-591-9329



NOTRE DAME (11-10, 2-6)

vs

SYRACUSE (12-9, 3-5)

SATURDAY, JAN. 31

Syracuse, NY | 6 pm ET

JMA Wireless Dome

TV Broadcast The CW

TV Crew Tom Werme
John Henson

Radio 960 WSBT-AM

Radio Crew Conor Clingen
Scott Martin

Live Stats Statbroadcast

Social @ndmbb

Head Coaches

NOTRE DAME
MICAH SHREWSBERRY

Record at School:
39-48 (3rd Year)

Overall Record:
76-79 (5th Year)

SYRACUSE
ADRIAN AUTRY

Record at School:
46-40 (3rd)

Overall Record:
Same

The Series

OVERALL

Record: Trail, 24-35

Streak: L1

Last Meeting: L, 69-77, at Syracuse on 1/18/25

AWAY

Record: Trail, 11-18

Streak: L4

Last: Same

2025-26 Schedule

Overall: 11-10 (2-6 ACC)

Home: 8-4; Away 2-4; Neutral 1-2

Date	Opponent	TV	Time/Result
11/3	LIU	ACCNX	W, 89-67
11/7	Detroit Mercy	ACCNX	W, 102-70
11/11	Eastern Illinois	ACCNX	W, 78-58
11/16	@ Ohio St	FS1	L, 63-64
11/19	Bellarmine	ACCNX	W, 86-79
11/24	vs. (RV/RV) Kansas#	TNT	L, 61-71
11/25	vs. Rutgers#	TNT	W, 68-63
11/26	vs. #3/2 Houston#	TNT	L, 56-66
12/2	(RV/RV) Missouri%	ESPNU	W, 76-71
12/5	@ TCU	ESPN+	W, 87-85 OT
12/10	Idaho	ACCNX	W, 80-65
12/13	Evansville	ACCN	W, 82-58
12/21	Purdue Fort Wayne	ACCNX	L, 69-72
12/30	@ Stanford*	ESPN2	W, 47-40
1/2	@ Cal*	ESPN2	L, 71-72
1/10	(RV/RV) Clemson*	ESPN2	L, 61-76
1/13	(RV/RV) Miami*	ESPNU	L, 69-81
1/17	@ Virginia Tech*	ACCN	L, 76-89
1/21	@ #22/24 UNC	ESPN2	L, 69-91
1/24	Boston College*	ACCN	W, 68-64
1/27	#17/17 Virginia*	ESPN2	L, 97-100 2OT
1/31	@ Syracuse*	The CW	6 pm
2/4	@ Louisville*	ESPN2/U	7 pm
2/7	Florida St*	ACCN	4 pm
2/10	@ SMU*	ACCN	7 pm
2/14	Georgia Tech*	The CW	Noon
2/21	@ Pitt*	ACCN	2 pm
2/24	Duke*	ESPN/2/U	7 pm
2/28	NC State*	The CW	Noon
3/4	Stanford*	ESPNU	9 pm
3/7	@ Boston College*	ESPNU	Noon
3/10-14	ACC Tournament^		

* - Atlantic Coast Conference game

- Players Era Festival (MGM Grand Garden Arena in Las Vegas)

% - ACC/SEC Challenge

^ - ACC Tournament (Spectrum Center in Charlotte)

TEAMS BY THE NUMBERS

NOTRE DAME		SYRACUSE
74.0	Scoring Offense	75.3
71.5	Scoring Defense	69.9
+2.5	Scoring Margin	+5.4
.448	FG%	.467
.425	FG% Defense	.419
.355	3FG%	.333
.315	3FG% Defense	.318
8.5	3FG Made/Game	7.0
.699	FT%	.634
37.6	Rebounds	35.2
+5.4	Rebound Margin	-1.3
12.0	Assists	13.2
11.5	Turnovers	11.6
-2.0	Turnover Margin	+1.8
4.4	Steals	6.9
2.2	Blocks	6.1



2025-26 Notre Dame Men's Basketball TEAM INFORMATION

NOTRE DAME ROSTER

No.	Name	Pos.	Height	Year	Eligibility	Hometown	Previous School
0	Brady Stevens	G	6-4	So.	Fr.	Boston, MA	Wellesley High
2	Logan Imes	G	6-4	Jr.	Jr.	Zionsville, IN	Zionsville
3	Markus Burton	G	6-0	Jr.	Jr.	Mishawaka, IN	Penn
5	Cole Certa	G	6-5	So.	So.	Le Roy, IL	IMG Academy
6	Brady Koehler	F	6-10	Fr.	Fr.	Fishers, IN	Cathedral High
7	Ryder Frost	F	6-7	Fr.	Fr.	Beverly, MA	Phillips Exeter Academy
10	Jalen Haralson	G	6-7	Fr.	Fr.	Anderson, IN	La Lumiere
11	Braeden Shrewsberry	G	6-4	Jr.	Jr.	Granger, IN	State College Area High
12	Garrett Sundra	F	6-11	So.	So.	Ashburn, VA	Paul VI Catholic
13	Sir Mohammed	G	6-6	So.	So.	Charlotte, NC	Myers Park
14	Kebba Njie	F	6-10	Sr.	Sr.	Centerville, OH	La Lumiere / Penn St
15	Tommy Ahneman	C	6-11	Fr.	Fr.	Fargo, ND	Cretin-Derham Hall
22	Luke Devine	F	6-7	Fr.	Fr.	Moraga, CA	Campolindo
33	Carson Towt	F	6-8	Gr.	Gr.	Gilbert, AZ	Gilbert High / Northern Arizona
34	Matt MacLellan	F	6-9	Gr.	Gr.	Canton, MI	Plymouth High / Madonna

COACHING STAFF

Glenn & Stacey Murphy Men's Basketball Head Coach	Micah Shrewsberry	Hanover '99	3rd Season
Associate Head Coach	Kyle Getter	Hanover '01	3rd Season
Assistant Coach	Mike Farrelly	St. Joseph's '03	3rd Season
Assistant Coach	Ryan Owens	Southern Indiana '00	3rd Season
Assistant Coach	Tre Whitted	Marshall '07	3rd Season
Assistant Coach	Grady Eifert	Purdue '19	3rd Season
Director of Ops	Bo Waggoner	Penn St '20	1st Season
General Manager	Pat Garrity	Notre Dame '98	1st Season

PRONUNCIATION

Kebba Njie	Jai (think hi but with a J instead of a H)
Logan Imes	Think Dimes without 'D'
Brady Koehler	Kale-er
Tommy Ahneman	On-uh-men
Mike Farrelly	Fair-uh-lee

Team Information

CURRENT TEAM

Conference	Atlantic Coast
Home Arena (Capacity)	Purcell Pavilion (9,149)
Starters Returning/Lost	3/2
Total Returning/Lost	7/6
Newcomers	7

ND MEN'S BASKETBALL

First Season	1897
Full Seasons	121
All-Time Record	1989-1139-2 (.633)
NCAA Appearances/Record	37 / 41-42
First/Last NCAA Appearance	1953 / 2022
ACC Member	2013-14 - present
ACC Regular Season	106-128 (.452)
ACC Tournament	13-10 (.565)
ACC Tournament Championships	1 (2015)



2025-26 Notre Dame Men's Basketball

TEAM RANKINGS & NUMBERS

By the Numbers

37
NCAA
Tournament bids

1,989
Total Program Wins

4th
most 1,000-point
scorers amongst
all Division I
programs

AP Top 25
Week 13

USA Today Coaches
Week 13

AP Top 25					Coaches Poll				
RK	TEAM	REC	PTS	TREND	RK	TEAM	REC	PTS	TREND
1	Arizona (60)	20-0	1500	-	1	Arizona (31)	20-0	775	-
2	UConn	19-1	1402	-	2	Michigan	18-1	723	-
3	Michigan	18-1	1379	-	3	UConn	19-1	716	-
4	Duke	18-1	1326	↑1	4	Duke	18-1	686	↑1
5	Nebraska	20-0	1283	↑2	5	Nebraska	20-0	634	↑2
6	Gonzaga	21-1	1097	↑2	6	Gonzaga	21-1	590	↑2
7	Michigan State	18-2	1072	↑3	7	Houston	17-2	530	↓1
8	Iowa State	18-2	1070	↑1	8	Michigan State	18-2	526	↑2
9	Illinois	17-3	1060	↑2	9	Iowa State	18-2	524	-
10	Houston	17-2	983	↓4	10	Illinois	17-3	520	↑1
11	Texas Tech	16-4	939	↑1	11	Texas Tech	16-4	485	↑1
12	Purdue	17-3	864	↓8	12	Purdue	17-3	462	↓8
13	BYU	17-2	837	-	13	BYU	17-2	432	-
14	Kansas	15-5	614	↑5	14	Kansas	15-5	292	↑5
15	Arkansas	15-5	568	↑5	15	Vanderbilt	17-3	287	↓1
16	North Carolina	16-4	528	↑6	16	Arkansas	15-5	261	↑4
17	Virginia	16-3	509	↓3	17	Virginia	16-3	258	↓2
18	Vanderbilt	17-3	497	↓3	18	North Carolina	16-4	233	↑6
19	Florida	14-6	389	↓3	19	Clemson	17-4	200	↓1
20	Louisville	14-5	297	↑3	20	Louisville	14-5	186	↑1
21	Saint Louis	19-1	286	↑3	21	Florida	14-6	176	↓5
22	Clemson	17-4	245	↓4	22	Saint Louis	19-1	154	↑1
23	Alabama	13-6	202	↓6	23	Alabama	13-6	120	↓6
24	Miami (OH)	20-0	140	↑1	24	St. John's	15-5	95	↑1
25	St. John's	15-5	133	↑1	25	Iowa	14-5	47	↑1
Others receiving votes: Tennessee 88, Kentucky 51, Georgia 49, Iowa 30, Texas A&M 27, Auburn 15, NC State 8, SMU 4, Saint Mary's 3, Utah State 2, Villanova 2, Wisconsin 1					Others receiving votes: Georgia 33, Tennessee 30, Texas A&M 19, Villanova 15, Saint Mary's 9, SMU 4, Kentucky 3, Utah State 2, Liberty 1				
Dropped from rankings: Georgia 21					Dropped from rankings: Georgia 22				

208	career three-pointers for Braeden
82	current rating in the NET
79	KenPom rating
69.2%	around the rim for Jalen Haralson
42.0%	from three for Braeden - ranks 1st in the ACC
34	points - career high - for Certa against #17 Virginia.
28.9%	three point field goal percentage defense in ACC play leads the league
19.9	ppg - Burton was averaging this before the TCU injury game
15.0	ppg for Haralson on the season - ranks 5th amongst ACC freshmen
11	wins away from 2,000 all-time in program history. Would become the 8th school to accomplish this feat
9.6	rpg for Towt - 24th in the country, 4th in the ACC
5-3	record in overtime games during the Coach Shrews Era
4th	in the nation in FT% for Cole Certa, converting 93.7% from the stripe
4	only 4 instances over last 30 years in which an Irish player in the first 10 games totaled 180+ points, 30+ assists and 15+ steals. Burton became the fourth at TCU
3	double-digit comeback wins for the Irish this season. The largest was 13 against Boston College on Jan. 24.
3	10 or less turnovers in 3 straight games - decreasing their season average from 12.2 to 11.5.
2	Irish average 15+ ppg against ranked opposition: Haralson & Certa
1st	career double-double for Koehler vs. #17 Virginia - 16 points, 10 rebounds, 4 blocks, 3 steals

National Rankings

2025-26 Notre Dame Team Rankings					
Statistic	Nat'l Rank	Conf Rank	Value	Nat'l Leader	Value
Rebound Margin	55	6	5.4	Florida	15.4

2025-26 Notre Dame Player Rankings				
Statistic	Player	Nat'l Rank	Conf Rank	Value
FT%	Certa	4	1	.937
Off Reb/game	Towt	12	1	3.8
Rebounds/game	Towt	24	4	9.6
3PT%	Shrewsberry	29	1	.420



2025-26 Notre Dame Men's Basketball

NOTRE DAME IN THE ACC

ACC Standings

Predicted Order	Standings
1. Duke	Duke, 8-0
2. Louisville	Clemson, 7-1
3. North Carolina	Virginia, 6-2
4. NC State	Miami, 6-2
5. Virginia	NC State, 6-2
6. SMU	North Carolina, 4-3
7. Clemson	SMU, 4-3
8. Miami	Virginia Tech, 5-4
9. Syracuse	Louisville, 4-4
10. Notre Dame	Cal, 3-5
11. Wake Forest	Stanford, 3-5
12. Virginia Tech	Syracuse, 3-5
13. Georgia Tech	Boston College, 2-5
14. Pitt	Notre Dame, 2-6
15. Florida St	Wake Forest, 2-6
16. Cal	Georgia Tech, 2-6
17. Stanford	Pitt, 2-6
18. Boston College	FSU, 2-6

2025 PRESEASON ACC AWARDS

First Team	Second Team
Cameron Boozer, Duke	Boopie Miller, SMU
Darrion Williams, NCST	J.J. Starling, Syracuse
Markus Burton, ND	Isaiah Evans, Duke
Mikel Brown Jr., UL	Baye Ndongo, GT
Ryan Conwell, UL	Caleb Wilson, UNC

Player of the Year	Rookie of the Year
Darrion Williams, NCST	Cameron Boozer, Duke

ACC Stat Rankings

2025-26 Team ACC Rankings		
Team Stats	ACC Games	All Games
Scoring Offense	69.8 (16)	74.1 (16)
Scoring Defense	76.6 (10)	71.5 (11)
Scoring Margin	-6.9 (15)	+ 2.5 (14)
FT Percentage	.681 (15)	.699 (12)
FG Percentage	.411 (15)	.448 (13)
FG Pct. Defense	.438 (10)	.425 (11)
3-FG Percentage	.316 (14)	.355 (6)
3-FG Pct. Defense	.289 (1)	.315 (9)
Rebounding Off	37.4 (4)	37.6 (9)
Rebounding Def	35.0 (9)	32.1 (4)
Rebounding Margin	+2.4 (6)	+ 5.4 (6)
Blocked Shots	2.6 (14)	2.2 (18)
Assists	10.4 (17)	12.1 (17)
Steals	3.4 (18)	4.4 (18)
Turnover Margin	-3.0 (17)	-2.0 (17)
Assist/TO Ratio	0.95 (18)	1.1 (18)
Offensive Rebounds	12.4 (4)	11.5 (10)
Defensive Rebounds	25.0 (5)	26.1 (10)
3-FG Made	7.6 (15)	8.5 (10)

2025-26 Individual ACC Rankings			
Indiv. Leaders	Stat	ACC	All
Towt	Reb/game	8.8 (3)	9.6 (4)
	O-Reb/game	4.3 (2)	3.8 (1)
	D-Reb/game		5.8 (5)
Shrewsberry	3PT%		.420 (1)
	3PT/Game		2.8 (4)
Certa	FT%	.902 (3)	.937 (1)
Haralson	FG%	.495 (11)	.491 (9)

'25-26 ACC Player of the Week

Nov. 10	Caleb Wilson, UNC / Neoklis Avdalas, VT
Nov. 17	Cameron Boozer, DUKE / Mikel Brown Jr, UL
Nov. 24	B.J. Edwards, SMU
Dec. 1	Cameron, Boozer, DUKE
Dec. 8	Cameron Boozer, DUKE
Dec. 15	Myles Colvin, WAKE FOREST
Dec. 22	Paul McNeil Jr., NC ST
Dec. 29	B.J. Edwards, SMU
Jan. 5	Boopie Miller, SMU
Jan. 12	Tre Donaldson, MIAMI
Jan. 19	Cameron Boozer, DUKE
Jan. 26	B.J. Edwards, SMU

'25-26 ACC Rookie of the Week

Nov. 10	Caleb Wilson, UNC / Neoklis Avdalas, VT
Nov. 17	Cameron Boozer, DUKE / Mikel Brown Jr, UL
Nov. 24	Cameron Boozer, DUKE
Dec. 1	Cameron Boozer, DUKE
Dec. 8	Cameron Boozer, DUKE
Dec. 15	Neoklis Avdala, VIRGINIA TECH
Dec. 22	Caleb Wilson UNC
Dec. 29	Ebuka Okorie, STANFORD
Jan. 5	Cameron Boozer, DUKE
Jan. 12	Cameron Boozer, DUKE
Jan. 19	Cameron Boozer, DUKE
Jan. 26	Cameron Boozer, DUKE



2025-26 Notre Dame Men's Basketball LINEUPS

Starting Lineups By Game

11.3 LIU

Burton
Shrewsberry
Haralson
Sundra
Towt

12.10 IDAHO

Haralson
Shrewsberry
Certa
Sundra
Towt

1.27 VIRGINIA

Haralson
Shrewsberry
Certa
Koehler
Towt

3.7 BOSTON COLLEGE

-
-
-
-
-

11.7 DETROIT MERCY

Burton
Shrewsberry
Mohammed
Sundra
Towt

12.13 EVANSVILLE

Haralson
Shrewsberry
Certa
Sundra
Towt

1.31 SYRACUSE

-
-
-
-
-

11.11 E. ILLINOIS

Burton
Shrewsberry
Mohammed
Sundra
Towt

12.21 FORT WAYNE

Haralson
Shrewsberry
Certa
Sundra
Towt

2.4 LOUISVILLE

-
-
-
-
-

11.16 OHIO ST

Burton
Shrewsberry
Mohammed
Sundra
Towt

12.30 STANFORD

Haralson
Shrewsberry
Imes
Sundra
Towt

2.7 FLORIDA ST

-
-
-
-
-

11.19 BELLARMINE

Burton
Shrewsberry
Haralson
Sundra
Towt

1.2 CAL

Haralson
Shrewsberry
Imes
Sundra
Towt

2.10 SMU

-
-
-
-
-

11.24 KANSAS

Burton
Shrewsberry
Haralson
Sundra
Towt

1.10 CLEMSON

Haralson
Shrewsberry
Imes
Sundra
Towt

2.14 GEORGIA TECH

-
-
-
-
-

11.25 RUTGERS

Burton
Shrewsberry
Haralson
Mohammed
Towt

1.13 MIAMI

Haralson
Shrewsberry
Imes
Sundra
Towt

2.21 PITT

-
-
-
-
-

11.26 HOUSTON

Burton
Shrewsberry
Haralson
Sundra
Towt

1.17 VIRGINIA TECH

Haralson
Shrewsberry
Imes
Mohammed
Towt

2.24 DUKE

-
-
-
-
-

12.2 MISSOURI

Burton
Shrewsberry
Haralson
Sundra
Towt

1.21 NORTH CAROLINA 2.28 NC STATE

Haralson
Shrewsberry
Certa
Koehler
Towt

-
-
-
-
-

12.5 TCU

Burton
Shrewsberry
Haralson
Sundra
Towt

1.24 BOSTON COLLEGE 3.4 STANFORD

Haralson
Shrewsberry
Certa
Koehler
Towt

-
-
-
-
-

Starting Lineup by Player

Player	Games Started	
	This Season	Career
Carson Towt	21	141
Braeden Shrewsberry	21	62
Jalen Haralson	18	18
Garrett Sundra	16	16
Markus Burton	10	68
Cole Certa	6	6
Logan Imes	5	10
Sir Mohammed	5	13
Brady Koehler	3	3
Kebba Njie		83

Record When Starting		
Player	2025-26	Irish Career
Shrewsberry	11-10	29-33
Towt	11-10	11-10
Sundra	9-7	9-7
Haralson	9-9	9-9
Burton	7-3	32-36
Mohammed	3-2	6-7
Certa	3-3	3-3
Imes	1-4	1-9
Koehler	1-2	1-2
Njie		23-34



2025-26 Notre Dame Men's Basketball

NOTRE DAME'S RECORD WHEN

DAY OF THE WEEK

Sunday	0-2
Monday	1-1
Tuesday	4-2
Wednesday	2-2
Thursday	
Friday	2-1
Saturday	1-2

TIME OF GAME

Day Games (before 6pm local time)	2-5
Night Games (6pm or later local time)	9-5

LOCATION

Home Games	8-4
Road Games	2-4
Neutral Site	1-2

HALFTIME SCORE

Leading at the half	7-3
Tied at the half	1-1
Trailing at the half	3-6

INDIVIDUAL SCORING

Two or fewer double-figure scorers	2-4
Three double-figure scorers	4-5
Four double-figure scorers	4-1
Five or more double-figure scorers	1-0

REBOUNDING MARGIN

More rebounds than opponent	11-4
Same number of rebounds	0-0
Fewer rebounds than opponent	0-6

FIELD GOAL SHOOTING

Shot higher percentage than opponent	11-2
Shot same percentage as opponent	0-0
Shot lower percentage than opponent	0-8
Shot 45% or better	9-3
Shot less than 45%	2-7
Hold opponent under 40%	7-2

FREE-THROW MARGIN

Make more free-throws than opponent	6-3
Make same number of free-throws	0-1
Make fewer free-throws than opponent	5-6

TURNOVERS

Commit fewer turnovers	4-3
Commit same number of turnovers	0-0
Commit more turnovers	7-7
Single-digit turnovers	2-1

UNIFORM COMBINATIONS

White Notre Dame script	8-2
Navy Irish script	2-5
Green jerseys	0-1
Bend jerseys	1-2

MISCELLANEOUS

vs top-25	0-3
vs top-10	0-1
When ranked higher	0-0
When ranked lower	0-0
Both ranked	0-0
Both unranked	11-7
In overtime games	0-1

MARGIN OF VICTORY

1-5 points	4-4
6-10 points	2-2
11-15 points	1-3
16-20 points	1-0
21+ points	3-1

MONTH

November	5-3
December	5-1
January	1-6
February	0-0
March	0-0

Largest Halftime Lead

15 | LIU (40-25), 11/3

Largest Halftime Deficit

14 | #2/3 Houston (39-25), 11/26

Largest Lead

36 | Detroit Mercy (8:08, 2H), 11/7

Largest Deficit

29 | vs #22/24 North Carolina (9:40, 2H), 1/21

Largest Deficit Overcome to Win

13 | Boston College (19:26, 2H), 1/24

12 | Missouri (0:45, 1H), 12/2

11 | TCU (5:36, 1H), 12/5

Largest Lead Given Out in Loss

19 | #17 Virginia (6:06, 1H), 1/27

12 | at Cal (8:36, 1H), 1/2

11 | at Ohio State (9:14, 1H), 11/16

Most Consecutive Points

12 | Bellarmine, 11/19

Most Consecutive Points (Opponent)

11 | vs Missouri, 12/2

Lowest Scoring Half

22 | at Stanford, 1H, 12/30

Highest Scoring Half

58 | Detroit Mercy, 2H, 11/7





2025-26 Notre Dame Men's Basketball

LEADING THE IRISH

LEADING SCORERS

Burton	8
Haralson	6
Shrewsberry	4
Certa	2
Koehler	1
Mohammed	1

LEADING REBOUNDERS

Towt	16
Burton	2
Njie	1
Imes	1
Mohammed	1
Haralson	1
Koehler	1

LEADERS IN ASSISTS

Haralson	8
Imes	6
Towt	5
Burton	4
Mohammed	3
Shrewsberry	3
Certa	1

LEADERS IN DOUBLE-FIGURE POINTS

Player	2025-26	Career
Jalen Haralson	18	18
Braeden Shrewsberry	12	50
Markus Burton	9	63
Cole Certa	8	9
Sir Mohammed	5	6
Carson Towt	4	61
Brady Koehler	3	3
Ryder Frost	3	3
Logan Imes	2	3
Kebba Njie		8
Garrett Sundra		2

LEADERS IN DOUBLE-FIGURE REBOUNDS

Player	2025-26	Career
Towt	12	59
Njie	1	6
Koehler	1	1

5-5-5 GAMES (AKA "STAT SHEET STUFFERS")

Player	2025-26	Career
Burton	3	9
Towt	1	19
Mohammed	1	1
Haralson	1	1

DOUBLE-DOUBLES

Player	2025-26	Career
Towt	3	31
Burton	1	1
Koehler	1	1

RUNS OF 10 OR BETTER

Opponents	5
Notre Dame	9

SECOND CHANCE POINTS

	Total	Average
Notre Dame	223	10.6
Opponents	201	9.6

POINTS OFF TURNOVERS

	Total	Average
Notre Dame	235	11.2
Opponents	292	13.9

POINTS IN THE PAINT

	Total	Average
Notre Dame	640	30.5
Opponents	556	26.5

FAST BREAK POINTS

	Total	Average
Notre Dame	158	7.5
Opponents	193	9.2

BENCH SCORING

	Total	Average
Notre Dame	512	24.4
Opponents	349	16.6



2025-26 Notre Dame Men's Basketball NOTRE DAME SPECIALTY STATS

SEASON POINT TOTALS [ND/OPP]

Date	Opponent	Off TO	Paint	2nd Ch	FBreak	Bench
11/3	LIU	21 / 14	26 / 24	21 / 12	9 / 12	52 / 19
11/7	Detroit Mercy	20 / 10	44 / 24	20 / 5	20 / 13	40 / 22
11/11	Eastern Illinois	21 / 9	38 / 18	17 / 4	7 / 3	25 / 6
11/16	@ Ohio St	15 / 19	38 / 18	2 / 2	3 / 0	17 / 6
11/19	Bellarmine	15 / 17	36 / 24	12 / 2	13 / 10	26 / 32
11/24	vs. Kansas	12 / 9	34 / 38	4 / 11	10 / 6	11 / 8
11/25	vs. Rutgers	16 / 14	36 / 16	13 / 16	9 / 6	11 / 12
11/26-27	vs. Houston	9 / 12	20 / 20	10 / 24	4 / 2	21 / 19
12/2	Missouri	9 / 23	24 / 34	5 / 8	15 / 22	30 / 31
12/5	@ TCU	11 / 20	26 / 32	5 / 10	3 / 17	27 / 24
12/10	Idaho	6 / 8	46 / 22	10 / 5	3 / 8	10 / 9
12/13	Evansville	13 / 16	20 / 20	8 / 6	3 / 7	32 / 12
12/21	Purdue Fort Wayne	6 / 15	34 / 24	10 / 4	21 / 8	17 / 0
12/30	@ Stanford	4 / 11	30 / 18	12 / 4	2 / 9	16 / 13
1/2	@ Cal	0 / 11	18 / 24	7 / 8	10 / 13	25 / 13
1/10	Clemson	11 / 18	18 / 34	7 / 11	3 / 10	16 / 8
1/13	Miami	6 / 19	28 / 40	11 / 6	2 / 13	35 / 15
1/17	@ Virginia Tech	15 / 20	36 / 36	15 / 17	2 / 6	42 / 24
1/21	@ UNC	2 / 7	30 / 32	13 / 17	2 / 13	36 / 35
1/24	Boston College	10 / 10	26 / 22	15 / 17	8 / 10	11 / 8
1/27	Virginia	13 / 10	32 / 36	6 / 12	9 / 9	3 / 33
1/31	@ Syracuse					
2/4	@ Louisville					
2/7	Florida St					
2/10	@ SMU					
2/14	Georgia Tech					
2/21	@ Pitt					
2/24	Duke					
2/28	NC State					
3/4	Stanford					
3/7	@ Boston College					



2025-26 Notre Dame Men's Basketball ARTICLES & STORIES



ON DECK: SYRACUSE

Notre Dame men's basketball has a sour taste in its mouth and are eager to get back on to the court. This program, which is without the 2025 ACC leading scorer Markus Burton, along with four-year veteran Kebba Njie, is learning, growing, improving together as the season progresses. They flashed that against No. 17 Virginia on Tuesday in a 97-100 heartbreaking double overtime loss.

And now the bounce back test this Saturday, heading on the road to challenge Syracuse. Tipoff inside the JMA Wireless Dome is set for 6 p.m. ET on the CW.

The Irish are looking to capture their third road win of the season, tying last year's mark with little over a month left in the regular season. In order to do so, they'll need to break their current four-game skid against Syracuse inside the JMA Wireless Dome.

Syracuse is currently riding a four-game losing streak heading into Saturday's matchup, falling to Boston College, Virginia Tech, Miami & NC State. Their record sits at 12-9 overall and 3-5 in ACC play.

The Orange are averaging 76.4 ppg in league play on 46.6% shooting from the field and 37.5% from three. They are in the negatives in both rebound margin (-2.0) and turnover margin (-1.5). They are led by Donnie Freeman's 19.9 ppg & 8.5 rpg. Former Notre Dame guard JJ Starling is next at 11.9 ppg.

If successful, Notre Dame would achieve a Quad 2 win on Saturday with Syracuse's NET at 83. Notre Dame's NET now sits at 81.

LAST TIME OUT

It was a game in which the Irish let it all out

on the court. A game they wanted so badly, but it ultimately turned into more fuel in the fire. It was a night in which Notre Dame battled No. 17 Virginia into two overtimes, but fell 97-100. It was a game in which the Irish tasted victory on multiple occasions. It was a game that saw the Irish build a 19-point first-half lead, fall into a four-point deficit in the second half, rally back to go up six points with two minutes remaining, had a shot at the end of regulation to walk it off, and then was one defensive stand away at the end of the first overtime.

"Not into moral victories, but we are about the process. We are about using every opportunity to learn and get better," Glenn & Stacey Murphy Head Coach Micah Shrewsberry said. "These dudes keep coming, keep fighting, keep competing and try to play their best basketball as the season goes on. I wanted this so bad for them with how hard they're working. They put it out there, all on the line, against a really good team."

Cole Certa went off with a career high 34 points on 10-19 shooting from the floor, 5-13 from three and 9-11 from the free-throw line. Certa's 34 points are the most by a Notre Dame player against an AP-ranked team since Nov. 26, 2008, when Kyle McAlarney scored 39 in a loss to No. 1 UNC. His 34 points were also the third most by a Notre Dame player in an ACC game, trailing just Markus Burton (43 vs Cal) and Matt Farrell (37 vs Boston College).

The game also witnessed a tremendous showing from freshman Brady Koehler. The 6-10 forward out of Fishers, Indiana, dropped his first career double-double with 16 points and 10 rebounds. Koehler also

recorded a season-high three steals and season-high tying four blocks.

Jalen Haralson notched his fourth game of 20 or more points, his first in an ACC contest. The freshman earned 20 points on 6-11 shooting, 8-10 from the stripe, plus seven assists.

Braeden Shrewsberry was the fourth and final Irish in double figures, supplying 18 points, 15 of which came in the first half behind a 4-4 effort from three.

NEXT MAN UP

The Fighting Irish are finding a way to compete without their floor general, Markus Burton, for the second consecutive year. On Dec. 10, he had surgery performed on his left ankle, an injury he incurred at TCU.

Burton was averaging a team best 18.5 points per game and was coming off one of his most complete games of his career after dropping his first career double-double with 18 points and 10 assists vs. Missouri. He had six points and five assists in 10 minutes at TCU.

Burton had a phenomenal start of the season, becoming just 1-of-3 Notre Dame players over the past 30 years to total 180+ points, 30+ assists and 15+ steals over the first 10 games, joining Jerian Grant (2013-14, 2014-15) & Chris Thomas (2002-03).

And now, they'll be without senior forward Kebba Njie. The Centerville, Ohio, native suffered a season-ending lower body injury in the game against Miami. Njie has played all four years under Coach Shrewsberry, following him from Penn State after his freshman season. At Notre Dame, Njie started in 57 of his 77 total games played



2025-26 Notre Dame Men's Basketball ARTICLES & STORIES

BOTTLING THAT 2ND HALF

Notre Dame ended its five game skid with a 68-64 victory over Boston College this past Saturday. The Blue & Gold will look to bottle the offense it displayed in the second half, where they outscored Boston College, 44-29, shooting 50% from the field. The 44 points were the most ND has scored in any half of an ACC game this season.

Braeden Shrewsberry finished with a game-high 22 points, marking his second-highest scoring output of the season and second ACC game with 20+ points. The junior found success driving into the paint & midrange, making 6-8 from two. Though, Shrewsberry's biggest shot of the night was a three with 1:26 remaining to push the Irish up five.

Jalen Haralson recorded 11 of his 17 points in the second half and finished 8-13 overall on the night. Carson Towt reeled in 13 boards, seven offensive, to go along with his six points and two assists.

TEAM POSITIVES

The above notes have talked mainly about the individual positives from the last week's worth of games and now here's from a larger team perspective.

Against Boston College, Notre Dame erased a 13-point deficit, marking not only their largest comeback of the season, but its third double-digit come from behind victory of the year.

From halftime of Boston College to now, the Irish have shot 49.4% from the field, up from its season average of 44.8%. They have shot 37.5% from three, slightly up from its season average of 35.5%.

Notre Dame has also down a much better job of holding on to the basketball. Heading into the North Carolina game, ND averaged 12.2 turnovers per game. Over the next three games, they recorded 5 turnovers vs UNC, 8 vs. Boston College and 10 vs. Virginia. As a result, their turnover average has dipped to 11.5 per game.

Lastly, free throw shooting has been a point of contention as well, but it was strong asset for the Irish against Virginia where they went 28-34 aka 82.4%. The 28 made free throws were a season high that raised the team's

free throw percentage from 68.8% to 69.9%.

FRESHMAN STANDOUT JALEN HARALSON

Jalen Haralson's play deserves the mention amongst the ACC's outstanding freshman class. Jalen is currently averaging 15.0 ppg which ranks fifth amongst ACC freshmen. He's registered double digit points in 18 of his 21 games played. He averages a team best 15.5 ppg in ACC play, shooting 49.5% from the floor.

Jalen has been consistent no matter the opponent as well, for the 6-7 guard is averaging 15.7 ppg against ranked opposition.

Jalen is strong and shifty when attacking the rim, converting 69.2% from within 4.5 feet. The Fishers, Indiana, native shoots 52.0% overall from two-point range. In addition, he leads the team in FT attempts, averaging 5.9 per game.

One of his best performances of the season at TCU, when he hit the buzzer beater in regulation to send it to overtime. Down two with three seconds remaining, Haralson hit a step-back fadeaway jumper to tie it at 76-all. Haralson finished the night with 20 points & a career high 9 assists. Other ND greats over the last three decades to match Jalen's stat line of 20 points, 5 rebounds, 9 assists and 1 block: Jerian Grant in 2015 / Chris Thomas 3x (twice in 2002 and once in 2005).

SEEKING RECORD BOOK #1

Notre Dame fans know Cole Certa can get hot from three and light up the scoreboard in multiple fashions, but I bet they don't know that the sophomore guard currently ranks 4th in the country in free throw percentage.

Certa started the year 27-27 from the stripe and is now an impressive 59-63 on the year. His 93.7% from the free throw line leads all ACC players.

If he can keep up this pace from the line, he would rank first all-time for a season at Notre Dame. The current placeholder is Steve Vasturia at 91.0%.

KOEHLER SHOWING HIS POTENTIAL

Freshman Brady Koehler was awarded with

his first career start at North Carolina and it was properly deserved. The game prior at Virginia Tech, the Indiana native was ND's best player, scoring 15 of his career high 17 points in the 2nd half. Overall, he was 5-7 from the field, plus 2-3 from three & 5-6 from the stripe.

Fast forward to Virginia on Jan. 27 and the freshman impressed yet again. Koehler was all over the stat sheet, recording his first career double-double with 16 points and 10 rebounds (career high). He got it done from the free-throw line where he was a personal best 9-10. He also tied his career high of 4 blocks and set a new high for steals with 3.

Koehler is shooting 48.4% from two-point range on the year, but he's been at his best in the midrange where he's 53.8%.

But don't let the 6-10 frame fool you, for Koehler can knock it down from three. He may own fewer three point attempts than most of his Notre Dame teammates, but with that said, he boasts the 2nd best three point shooting percentage at 41.4%.

Lastly, Koehler is averaging 7.6 points in ACC play on 47.5% shooting, plus 7-15 (.467) from three.

SHREWSBERRY LEADING FROM THREE

Braeden Shrewsberry continues to prove he's one of the best from deep, leading the ACC in three-point shooting percentage at 42.0%. That number also ranks 29th in the country. He's converting 2.8 made threes per game which ranks 4th in the league.

Shrewsberry's sweet spot? The corner three - where he's draining 55.6%, which is 19.9% above the Division I average.

Braeden opened the Virginia game with a 4-4 start from three, pouring in 15 of his 18 points in the first half.

Against Miami on Jan. 13, Braeden reached the 200 career made threes milestone, becoming the 14th Irish player all-time to do so. He now sits at 208 in his career.

His best performance from beyond the arc came against Evansville when Shrewsberry scored a career-high 26 points behind a career-high 8 three pointers, shooting 80%



2025-26 Notre Dame Men's Basketball ARTICLES & STORIES

from three (8-10). His 8 made triples tied for the 7th most in a game all-time in program history.

REBOUNTING TRANSLATES

Coach on Towt: "He's energy personified. There have been a ton of transfers that transferred up and there scoring output doesn't necessarily follow. Rebounding translates at every level. It's heart and it's effort. That's what he does. Carson is just max effort, man. He just plays really hard. His effort on the glass on both ends, his physicality. He's a big brother to these dudes. He's feeding their belief because of the energy and the confidence that he gives them."

Last year's NCAA rebounding leader Carson Towt has been a high-level impact transfer from Northern Arizona. To start, he tied his career-high 19 rebounds in the season opener, which also set a new record for an Irish debut. He then became the first Irish player in the conference era (1995-present) to start the season with six straight games with double-digit rebounds. He currently possesses three double-doubles.

Towt's current rebounding rankings:

- 9.6 rpg ranks 24th nationally, 4th in the ACC
- 3.8 offensive rpg - 1st in ACC/12th in country
- 5.8 defensive rpg - 5th in ACC
- 1,280 career rebounds - leads all active players
- **His 1,280 career rebounds have pushed him into the top-100 all-time list.**

NOTRE NOTABLES

- The Irish are 11 wins away from 2,000 all-time. They would become the eighth program to achieve this feat.
- Haralson over last 3 games - 50 points (16.7 ppg) on 50.0% shooting. Team best 10 assists.
- Certa is averaging 17.0 ppg against ranked teams this year - a team best.
- Shrewsberry in the last 2 games -- 40 points on 14-32 (.438) shooting, 7-18 (.389) from three.
- 3 Irish average double figures now in ACC play: Haralson (15.5), Certa (12.9) & Shrewsberry (10.4).
- CBB Analytics: Off Rebound Pct of 17.5%, ranks in 99th percentile.

- Sundra is 80.0% from two over the last 5 games.
- Frost has recorded a three-pointer in 3 of the last 4 games.
- NET is at 82 -- 1-8 in Quad 1 // 2-1 in Quad 2 // 2-0 in Quad 3 / 6-1 in Quad 4.
- KenPom is at 79 -- ORtg ranked 90 at 114.4 -- DRtg ranked 78 at 104.2.
- Notre Dame defense's proximity allowed ranking according to Haslam Metrics is 9th in the country. ND's 2.16 rating is based off of the following: shooting proximity vs. the average opponent (1.0 = All near-proximity; 3.0 = All three-pointers).

CERTA-FIED SHOOTER

Cole Certa has flashed NBA Jam on fire like moments at different points of this season. The sophomore sharpshooter flashed it in the season opener when he dropped 22 points on a 6-9 night from three-point range. He showed it vs. Mizzou when he converted three triples in the final 4:35 of the game, including the game-winning three with 17 seconds left. He showed out at TCU where he drained four triples in a row, ultimately converting five in the half and six in the game to finish with 20 points.

But nothing will top his 34-point game vs. #17 Virginia on Jan. 27 because he did a little bit of everything. Sure, he was great from distance, draining five triples; but he also drove to the basket and converted 5-6 from two. He also got it done from the free-throw line where he was 9-11.

YES SIR

Coach Shrewsberry is looking for Sir Mohammed to continue to be a spark off the bench. From Jan. 13-21 spanning 3 games, Mohammed posted 3 straight games in double figures - a career best. He averaged 13.7 ppg on 54.8% (17-31) against Miami, Virginia Tech and North Carolina.

Sir has thrived both in the paint (47.1%) and the midrange (50.0%) this season. In these two areas, he's a combined 23-48.

FEELIN' FROSTY

The temperatures in the South Bend area are frigid to say the least as a frosty air blankets the town. We are hoping for some more Frost inside Purcell Pavilion as well. The freshman has found some recent

success, case in point, 10 points at North Carolina - his 3rd game in double figures. When he gets the green light to shoot as of late, he hasn't missed, draining 6 of his last 11 from three (.545).

CALI ROAD SWING

Notre Dame started the West Coast trip with a gritty not pretty 47-40 victory over Stanford. The Irish held the Cardinal to their third-lowest scoring output since 1996. They also kept Stanford's best scorer in check, Ebuka Okorie, who averaged 22.8 points heading into the game only to be held to a season low seven points. Keep in mind, Stanford has now gone on to beat Louisville and Virginia Tech in their next two games.

It was two young forwards who stepped up in the second half. First, Brady Koehler recorded a stretch in which he scored seven straight. Then, Garrett Sundra played hero in the final six minutes. When the Cardinal pulled within four late, the sophomore hit clutch back-to-back threes.

And Maples Pavilion has not been an easy place to earn a win - Stanford was 24-5 at home since the start of the 2024-25 season, with just one ACC home loss before that night.

"That was the defensive effort that we've put in since we've gotten back from Christmas," said Irish coach Micah Shrewsberry. "That's how we need to play. If we shoot it well (they didn't), if we don't shoot it well, if we guard that way we've got a chance to win every night. We are a full team defense."

Up next was heartbreak in Berkeley. The Irish built a 12-point lead in the first half and led by four at the halfway point. They later trailed by as much as seven with seven minutes remaining but stormed back to claim a four-point lead with 16-seconds left. Yet, Cal's Dai Dai Ames hit two three-pointers in that final 16-second timeframe, which included a called foul that resulted in a four-point play, culminating to a 71-72 loss.

Braeden Shrewsberry finished with a team-best 21 points. He was 4-9 from beyond the arc in the second half, where he scored 16 of his points. Jalen Haralson finished with 17 points on 5-9 shooting from the floor, as he also chipped in 4 rebounds, 4 assists, and a block. It marked his 13th straight game in double figures. He was followed by Cole



2025-26 Notre Dame Men's Basketball

Certa with 16 points.

Unfortunately, in a makes you wonder moment, the Cal game marked the second one-point loss of the season, which means the Irish were just two possessions away from a then 12-3 record, 2-0 in ACC play.

ACC PLAY RESET

Notre Dame began ACC play with a 9-4 record so let's talk about how they got there.

The Irish incurred three losses earlier on in the season but two were to ranked powers Kansas and Houston in Vegas, and the third was a what if scenario in Columbus - a one-point loss at Ohio State. Those battles tested the Irish, as they learned from them and got better. After Vegas, they rattled off four straight wins which included an SEC Challenge victory over Mizzou and a Quad 1 win at TCU. At that point in time, the Irish jumped from 86 in the NET to 69. They received votes in the A.P. poll for the first time in the Coach Shrews Era. They appeared at No. 25 in Andy Katz's Power37 and No. 41 in Jon Rothstein's 45.

As Coach Shrewsberry stated, it was a culmination of all their games played, specifically the three losses this year. In fact, not only did they close, but they battled back. The Irish were down 12 to Missouri (7 at the half) and 11 to TCU (9 at the half). The last time Notre Dame came back to win after being down 9+ at halftime was a 13-point deficit to Virginia Tech in the ACC Tourney on March 7, 2018.

It was done by playing team basketball - making the extra pass and hitting clutch shots. Notre Dame produced 16 assists on 25 made field goals against Mizzou. Then recorded 27 assists on 33 made field goals at TCU. The latter marked the most assists in a game since at Syracuse on Jan. 4, 2020.

The Irish were then looking to make it five in a row when Purdue Fort Wayne came to town but it was a cold shooting day for the home team. The three-point loss dropped ND 21 spots in the NET to 81. They check in now at 66 in KenPom.

PLAYERS ERA ROUNDUP

Notre Dame left the desert with a 1-2 record at the Players Era. The Fighting Irish defeated Rutgers but fell to Kansas and No. 2 Houston by 10 points each. A commonality of both

losses was poor three-point shooting, which was a strength heading into this MTE. Versus Kansas, Notre Dame was 4-24, and against Houston, the Irish were 6-28.

Against the top-three ranked Cougars, the Irish showed tremendous fight after falling into a 22-point hole, clawing back to just a four-point deficit. A standout in this game was junior guard Logan Imes, who supplied great minutes and boasted the biggest +/- at +10.

Markus Burton led Notre Dame in scoring for all three games in Vegas. The junior averaged 21.3 ppg on 53.3 percent shooting. He recorded 16 rebounds, 11 assists and six steals.

Freshman guard Jalen Haralson averaged 14.0 ppg in Vegas on 44.1 percent shooting.

PRESEASON ACCOLADES FOR BURTON

The collegiate landscape is starting to pick up on what Notre Dame fans already knew - Markus Burton is a special player. The junior guard picked up two major preseason accolades

- First Team Preseason All-ACC - last Irish player to garner Preseason First Team honors was senior forward John Mooney in 2019.
- Bob Cousy Award Watch List - recognizing the top-20 point guards in the country.
- Naismith Trophy Watch List
- Wooden Award Watch List

CORE NUCLEUS INTACT

For Notre Dame and Head Coach Micah Shrewsberry, retention and player development has been key. For the second consecutive year, the Fighting Irish return the highest scoring by percentage of any ACC school.

1. Notre Dame - 55.1%
2. Virginia Tech - 44.9%
3. BC 39.5%
4. SMU 39.2%
5. Stanford 39.2%

Leading those returners is one of the best backcourt duos in the ACC - junior guards Markus Burton and Braeden Shrewsberry. Approaching their third year together on the court, the duo combined for a league best 35.3 ppg.

PAT GARRITY RETURNS TO ALMA MATER IN NEW ROLE

A Notre Dame basketball alumnus has returned home in a new role aimed at revolutionizing the operational aspect of Fighting Irish basketball. Back in May, Pat Garrity was named the Men's & Women's Basketball General Manager, along with serving as the primary sports administrator for the men's program.

Garrity will be tasked with developing long-term roster management strategies for both programs. He'll work to establish a clear vision in recruiting and the transfer portal, while working hand-in-hand with the NIL office on a financial asset allocation strategy.

As the sport administrator for the men's program, other key components of Garrity's role include, but aren't limited to, the development of annual strategic goals, team personnel management, budget analysis, revenue generation and fundraising, alumni relations and facility management.

Garrity graduated magna cum laude from Notre Dame in 1998 with a B.S. in Science Pre Professional Studies. On the court, he was just as successful - a three-time All-Big East selection, the 1997 Big East Player of the Year, a 1998 Second Team All-American and a two-time First Team Academic All-American. Garrity finished with 2,085 career points, which still ranks fifth all-time.

He was selected 19th overall in the first round of the 1998 NBA draft by the Milwaukee Bucks and traded immediately to the Phoenix Suns. In the summer of 1999 he was traded to the Orlando Magic, competing for nine seasons before retiring in 2008. During this time, he also served as secretary/treasurer for the National Basketball Players Association for seven seasons.

In August of 2014 Garrity landed the role of Director of Strategic Planning for the Detroit Pistons. In the summer of 2016, Garrity was promoted to Assistant General Manager and held that position for four seasons before leaving the post in 2020.



HASLAM METRICS ANALYSIS



Automated Team Capsule for 2025-26 Notre Dame 11-10 (0.524) | ACC

All-Play Percentage: 0.777 (82 nd)	Schedule Strength: 0.608 (50 th)	Record Quality: 0.108 (112 th)	Avg. Season Rank: 73.08 (68 th)
Pace: 65.21 (275 th)	Momentum: -4.82 (348 th)	Off. Momentum: -1.04 (273 rd)	Def. Momentum: -3.78 (352 nd)
Consistency: -9.32 (159 th)	Res. Consistency: -12.59 (185 th)	Away From Home: -0.39 (210 th)	Paper Tiger Factor: -1.32 (177 th)

NOTE: All data below reflects predicted performance against the "AO" (average opponent), a fictitious opponent who represents the average in every stat category. Hover over column headers or visit "ABOUT" page for an explanation of each measurement. Includes games through January 27, 2026. Data shown on this page is based on time-dependent ratings.

OFFENSE	Eff	FTAR	FT%	FGAR	FG%	3PAR	3P%	MRAR	MR%	NPAR	NP%	PPSt	PPSC	SCC%	%3PA	%MRA	%NPA	Prox
RATING:	114.90	30.82	69.63	87.41	46.18	35.52	35.76	21.32	40.06	30.56	62.56	8.88	16.01	6.53	40.64	24.40	34.97	2.06
RANK:	93 rd	126 th	267 th	109 th	105 th	141 st	123 rd	119 th	131 st	275 th	72 nd	317 th	100 th	91 st	150 th	126 th	290 th	261 st

DEFENSE	Eff	FTAR	FT%	FGAR	FG%	3PAR	3P%	MRAR	MR%	NPAR	NP%	PPSt	PPSC	SCC%	%3PA	%MRA	%NPA	Prox
RATING:	105.33	26.75	--	86.25	42.09	39.28	31.92	21.48	40.35	25.49	59.22	11.45	10.47	3.76	45.55	24.90	29.56	2.16
RANK:	91 st	96 th	--	172 nd	58 th	347 th	63 rd	280 th	227 th	12 th	208 th	152 nd	10 th	19 th	347 th	285 th	10 th	8 th

ANALYSIS:
Despite what their win percentage might indicate, Notre Dame is a good team that can cause more than enough trouble for most opponents. They have a record of 11-10 and are ranked 82nd overall (out of 365) in the latest Haslametrics ratings. Of the 18 schools in the ACC (average ranking 63.3), they're currently ranked as our #14 team in the conference.

Notre Dame has a fairly effective defensive attack. Occupying the #91 slot in our defensive efficiency ratings, they will allow about 105 points for every 100 possessions vs. AO. Notre Dame does a super job to deny opponents offensive rebounds and second chances. They have a rating of 10.47 vs. AO in potential points allowed off of second chances (ranked tenth in the country), and they allow AO to convert just 3.8% of their second-chance opportunities (ranked 19th) as well. Notre Dame has also had some success this season preventing opponents from converting many of their overall field goal attempts. The team ranks #58 nationally in field goal percentage allowed, as AO only makes good on about 42.1% of their total attempts from the floor. If Notre Dame does exhibit a weakness on the defensive end of the floor, it'd likely be the team's unwillingness to take risks in order to score fast points off of the opposition's turnovers. The squad only has a rating of 8.88 in potential points scored off of steals vs. AO, which ranks 49th-worst in the college game.

Notre Dame plays at about the same level on offense as they do on defense. The team ranks 93rd nationally in offensive efficiency, scoring about 115 points every 100 trips upcourt vs. AO. Notre Dame fares better than most teams when it comes to converting from locations close to the basket. The team is ranked 72nd in the country in near-proximity field goal percentage, making approximately 62.6% of their attempts from up-close vs. AO. However, even with their high conversion rate on near-proximity attempts, this team usually settles for shots from longer distances. Only about 35.0% of their total attempts vs. AO are from the inside.

Notre Dame has definitely not been as efficient as of late compared to earlier in the season and, consequently, the team is nationally ranked 348th in positive momentum.

CBB ANALYTICS SITE

Team Stats - Full Season Stats

Core Stats	Season	Misc Scoring	Season	Box Score	Season
Net Rating	3.8 131	Fast Break Pts / Game	7.5 296	Points / Game	74.0 200
Offensive Rating	112.7 131	% Pts on Fast Break	10.2% 314	Assists / Game	12.0 277
Defensive Rating	108.8 146	Paint Pts / Game	30.5 230	ORes / Game	11.5 124
Pace	64.6 314	% Pts in Paint	41.2% 235	DRes / Game	26.0 73
Effective FG%	52.2% 143	2nd Pts / Game	10.6 209	Steals / Game	4.4 355
Off Rebound Pct	33.1% 113	% Pts on 2nd Chance	14.3% 220	Blocks / Game	2.2 331
Turnover Pct	14.8% 175	Points off TOVs / Game	11.2 314	Turnovers / Game	11.5 145
FT Attempt Rate	33.9% 222	Bench / Game	24.0 115	PFs / Game	17.6 166
Shooting	Season	Adv Offense	Season	Adv Defense	Season
FGAs / Game	57.8 221	Offensive Rating	112.7 131	Defensive Rating	108.8 146
Field Goal Pct	44.8% 163	True Shooting %	55.7% 166	Def Rebound Pct	74.6% 14th
2PAs / Game	33.8 233	3-Point Att Rate	41.5% 142	Steal Pct	6.7% 351
2-Point Pct	51.4% 192	FT Attempt Rate	33.9% 222	Block Pct	7.1% 303
3PAs / Game	24.0 147	Assist Pct	46.5% 315	Hakeem Pct	13.8% 350
3-Point Pct	35.5% 92	Turnover Pct	14.8% 175	PF Efficiency	0.37x 355
FTAs / Game	19.6 226	Ast/Tov Ratio	1.05x 240	Steals / PF	0.25x 354
Free Throw Pct	69.9% 258	PF Drawn / Game	17.5 202	Blocks / PF	0.12x 328

Opponent Stats - Full Season Stats

Core Stats	Season	Misc Scoring	Season	Box Score	Season
Net Rating	-3.8 131	Fast Break Pts / Game	9.4 131	Points / Game	71.5 95
Offensive Rating	108.8 146	% Pts on Fast Break	13.1% 155	Assists / Game	12.8 118
Defensive Rating	112.7 131	Paint Pts / Game	26.5 31	ORes / Game	8.9 20th
Pace	64.6 52	% Pts in Paint	37.0% 20th	DRes / Game	23.3 108
Effective FG%	49.8% 114	2nd Pts / Game	9.6 50	Steals / Game	5.7 66
Off Rebound Pct	25.4% 14th	% Pts on 2nd Chance	13.4% 59	Blocks / Game	2.7 51
Turnover Pct	12.7% 321	Points off TOVs / Game	13.9 207	Turnovers / Game	9.5 342
FT Attempt Rate	34.3% 148	Bench / Game	16.6 15th	PFs / Game	17.9 182
Shooting	Season	Adv Offense	Season	Adv Defense	Season
FGAs / Game	57.1 116	Offensive Rating	108.8 146	Defensive Rating	112.7 131
Field Goal Pct	42.5% 85	True Shooting %	54.4% 135	Def Rebound Pct	66.9% 113
2PAs / Game	30.8 21	3-Point Att Rate	46.1% 340	Steal Pct	8.7% 68
2-Point Pct	52.0% 202	FT Attempt Rate	34.3% 148	Block Pct	7.9% 57
3PAs / Game	26.3 315	Assist Pct	52.7% 179	Hakeem Pct	16.6% 32
3-Point Pct	31.5% 75	Turnover Pct	12.7% 321	PF Efficiency	0.47x 48
FTAs / Game	19.6 122	Ast/Tov Ratio	1.35x 282	Steals / PF	0.32x 63
Free Throw Pct	74.9% 313	PF Drawn / Game	17.4 158	Blocks / PF	0.15x 51



2025-26 Notre Dame Men's Basketball

GAME BY GAME COMPARISON



2025-26 Notre Dame Men's Basketball Team Game-by-Game All games

Page 1/1
as of Jan 28, 2026

Opponent	Date	Score		Total		3-Pointers		Free throws		Rebounds				PF	A	TO	BLK	STL	PTS	AVG
				FG-FGA	PCT	3FG-3FGA	PCT	FT-FTA	PCT	OFF	DEF	TOT	AVG							
LIU	11/03/2025	89-67	W	27-55	.491	14-27	.519	21-30	.700	17	28	45	45.0	24	15	19	1	7	89	89.0
Detroit Mercy	11/07/2025	102-70	W	36-69	.522	14-32	.438	16-22	.727	11	33	44	44.5	15	19	7	2	8	102	95.5
Eastern Ill.	11/11/2025	78-58	W	29-60	.483	9-28	.321	11-15	.733	17	23	40	43.0	15	13	10	1	4	78	89.7
at Ohio St.	11/16/2025	63-64	L	24-51	.471	3-10	.300	12-20	.600	7	29	36	41.3	21	8	13	1	6	63	83.0
Bellarmine	11/19/2025	86-79	W	28-49	.571	7-19	.368	23-32	.719	9	22	31	39.2	23	10	14	1	3	86	83.6
vs Kansas	11/24/2025	61-71	L	22-64	.344	4-24	.167	13-15	.867	10	24	34	38.3	13	6	5	4	7	61	79.8
vs Rutgers	11/25/2025	68-63	W	27-55	.491	8-18	.444	6-9	.667	13	24	37	38.1	14	11	16	2	6	68	78.1
vs Houston	11/26/2025	56-66	L	17-50	.340	6-28	.214	16-21	.762	9	25	34	37.6	19	10	8	1	2	56	75.4
Missouri	12/02/2025	76-71	W	25-54	.463	11-33	.333	15-18	.833	7	26	33	37.1	19	16	13	2	4	76	75.4
at TCU	12/05/2025	87-85	Wot	33-60	.550	12-26	.462	9-20	.450	8	28	36	37.0	20	27	14	2	2	87	76.6
Idaho	12/10/2025	80-65	W	32-61	.525	9-14	.643	7-10	.700	11	28	39	37.2	8	15	9	5	2	80	76.9
Evansville	12/13/2025	82-58	W	28-59	.475	14-25	.560	12-17	.706	10	28	38	37.3	17	9	12	0	9	82	77.3
Purdue Fort Wayne	12/21/2025	69-72	L	24-60	.400	7-27	.259	14-17	.824	14	29	43	37.7	18	11	15	3	5	69	76.7
at Stanford	12/30/2025	47-40	W	18-56	.321	3-16	.188	8-14	.571	16	32	48	38.4	16	6	12	4	2	47	74.6
at California	01/02/2026	71-72	L	22-55	.400	11-31	.355	16-26	.615	12	32	44	38.8	15	14	7	1	0	71	74.3
Clemson	01/10/2026	61-76	L	20-47	.426	9-21	.429	12-18	.667	6	23	29	38.2	16	7	14	3	2	61	73.5
Miami (FL)	01/13/2026	69-81	L	25-53	.472	7-23	.304	12-18	.667	12	23	35	38.0	20	7	18	3	4	69	73.2
at Virginia Tech	01/17/2026	76-89	L	27-61	.443	6-24	.250	16-21	.762	13	17	30	37.6	20	11	13	2	5	76	73.4
at North Carolina	01/21/2026	69-91	L	27-75	.360	8-25	.320	7-13	.538	18	21	39	37.6	16	13	5	0	5	69	73.2
Boston College	01/24/2026	68-64	W	24-59	.407	6-26	.231	14-22	.636	13	26	39	37.7	16	10	8	3	4	68	72.9
Virginia	01/27/2026	97-100	Lot2	29-61	.475	11-27	.407	28-34	.824	9	26	35	37.6	25	15	10	5	5	97	74.0
Total		1555		544-1214	.448	179-504	.355	288-412	.699	242	547	789	37.6	370	253	242	46	92	1555	74.0
Opponents		1502		510-1199	.425	174-553	.315	308-411	.749	186	489	675	32.1	375	269	200	56	120	1502	71.5

Notre Dame Averages

Games Played	Points/game	FG Pct	3FG Pct	FT Pct	Rebounds/game	Assists/game	Turnovers/game	Assist/Turnover ratio	Steals/game	Blocks/game
21	74.0	44.8	35.5	69.9	37.6	12.0	11.5	1.0	4.4	2.2



2025-26 Notre Dame Men's Basketball Opponents Game-by-Game All games

Page 1/1
as of Jan 28, 2026

Opponent	Date	Score		Total		3-Pointers		Free throws		Rebounds				PF	A	TO	BLK	STL	PTS	AVG
				FG-FGA	PCT	3FG-3FGA	PCT	FT-FTA	PCT	OFF	DEF	TOT	AVG							
LIU	11/03/2025	89-67	W	21-55	.382	6-18	.333	19-31	.613	14	17	31	31.0	22	12	15	3	10	67	67.0
Detroit Mercy	11/07/2025	102-70	W	28-67	.418	9-30	.300	5-10	.500	8	25	33	32.0	21	15	13	3	5	70	68.5
Eastern Ill.	11/11/2025	78-58	W	21-54	.389	6-21	.286	10-12	.833	9	15	24	29.3	17	8	11	1	2	58	65.0
at Ohio St.	11/16/2025	63-64	L	19-50	.380	7-23	.304	19-23	.826	4	24	28	29.0	16	12	10	4	6	64	64.8
Bellarmine	11/19/2025	86-79	W	25-46	.543	7-22	.318	22-27	.815	2	15	17	26.6	22	7	13	0	8	79	67.6
vs Kansas	11/24/2025	61-71	L	28-60	.467	6-20	.300	9-13	.692	10	34	44	29.5	11	16	9	8	2	71	68.2
vs Rutgers	11/25/2025	68-63	W	20-51	.392	11-27	.407	12-17	.706	11	17	28	29.3	14	12	14	4	5	63	67.4
vs Houston	11/26/2025	56-66	L	20-59	.339	8-27	.296	18-23	.783	16	28	44	31.1	17	15	5	3	4	66	67.3
Missouri	12/02/2025	76-71	W	24-54	.444	6-21	.286	17-25	.680	9	22	31	31.1	19	12	12	1	10	71	67.7
at TCU	12/05/2025	87-85	Wot	29-60	.483	12-29	.414	15-23	.652	5	23	28	30.8	18	20	8	1	6	85	69.4
Idaho	12/10/2025	80-65	W	23-58	.397	10-24	.417	9-10	.900	7	20	27	30.5	12	13	6	2	3	65	69.0
Evansville	12/13/2025	82-58	W	21-53	.396	8-24	.333	8-13	.615	8	24	32	30.6	21	13	13	5	6	58	68.1
Purdue Fort Wayne	12/21/2025	69-72	L	24-59	.407	11-35	.314	13-17	.765	5	23	28	30.4	17	7	8	1	7	72	68.4
at Stanford	12/30/2025	47-40	W	13-56	.232	4-30	.133	10-12	.833	10	26	36	30.8	15	8	6	4	6	40	66.4
at California	01/02/2026	71-72	L	26-64	.406	11-39	.282	9-12	.750	9	25	34	31.0	21	13	3	1	4	72	66.7
Clemson	01/10/2026	61-76	L	27-58	.466	7-26	.269	15-18	.833	8	23	31	31.0	15	11	6	1	7	76	67.3
Miami (FL)	01/13/2026	69-81	L	29-58	.500	6-22	.273	17-21	.810	8	20	28	30.8	17	10	8	1	13	81	68.1
at Virginia Tech	01/17/2026	76-89	L	27-53	.509	7-20	.350	28-32	.875	9	23	32	30.9	17	12	12	2	6	89	69.3
at North Carolina	01/21/2026	69-91	L	31-61	.508	13-34	.382	16-23	.696	10	34	44	31.6	17	18	8	5	3	91	70.4
Boston College	01/24/2026	68-64	W	23-58	.397	9-32	.281	9-14	.643	10	25	35	31.8	19	14	9	3	2	64	70.1
Virginia	01/27/2026	97-100	Lot2	31-65	.477	10-29	.345	28-35	.800	14	26	40	32.1	27	21	11	3	5	100	71.5
Total		1502		510-1199	.425	174-553	.315	308-411	.749	186	489	675	32.1	375	269	200	56	120	1502	71.5
Notre Dame		1555		544-1214	.448	179-504	.355	288-412	.699	242	547	789	37.6	370	253	242	46	92	1555	74.0

Opponents Averages

Games Played	Points/game	FG Pct	3FG Pct	FT Pct	Rebounds/game	Assists/game	Turnovers/game	Assist/Turnover ratio	Steals/game	Blocks/game
21	71.5	42.5	31.5	74.9	32.1	12.8	9.5	1.3	5.7	2.7



2025-26 Notre Dame Men's Basketball
SEASON STATS



2025-26 Notre Dame Men's Basketball
Combined Team Statistics
All games

Page 1/1
as of Jan 28, 2026

Game Records

Record	Overall	Home	Away	Neutral
ALL GAMES	11-10	8-4	2-4	1-2
CONFERENCE	2-6	1-3	1-3	0-0
NON-CONFERENCE	9-4	7-1	1-1	1-2

Score by Periods

Team	1st	2nd	OT	TOT
Notre Dame	707	813	35	1555
Opponents	700	766	36	1502

Team Box Score

No.	Player	Total					3-Point		F-Throw		Rebounds											
		GP-GS	MIN	AVG	FG-FGA	FG%	3FG-3FGA	3FG%	FT-FTA	FT%	OFF	DEF	TOT	AVG	PF	DQ	A	TO	BLK	STL	PTS	AVG
3	BURTON, Markus	10-10	300:59	30.1	65-133	.489	11-36	.306	44-48	.917	6	22	28	2.8	29	0	37	26	1	16	185	18.5
10	HARALSON, Jalen	20-18	532:10	26.6	111-226	.491	5-22	.227	73-117	.624	28	45	73	3.7	45	1	51	52	6	9	300	15.0
11	SHREWSBERRY, Braeden	21-21	653:40	31.1	80-193	.415	58-138	.420	23-30	.767	1	57	58	2.8	26	0	36	21	3	6	241	11.5
5	CERTA, Cole	21-6	473:22	22.5	57-153	.373	44-120	.367	59-63	.937	9	23	32	1.5	27	0	14	11	0	5	217	10.3
33	TOWT, Carson	21-21	534:16	25.4	59-101	.584	0-0	.000	17-38	.447	80	122	202	9.6	61	2	36	25	9	13	135	6.4
13	MOHAMMED, Sir	21-5	321:41	15.3	46-111	.414	8-29	.276	14-27	.519	14	41	55	2.6	29	0	25	34	1	11	114	5.4
6	KOEHLER, Brady	20-3	269:01	13.5	32-70	.457	12-29	.414	20-29	.690	14	39	53	2.7	44	2	3	13	13	9	96	4.8
2	IMES, Logan	21-5	414:55	19.8	30-86	.349	14-47	.298	8-16	.500	12	50	62	3.0	28	0	32	22	0	15	82	3.9
12	SUNDRA, Garrett	21-16	414:41	19.7	31-73	.425	14-45	.311	4-7	.571	24	49	73	3.5	34	1	11	11	8	6	80	3.8
7	FROST, Ryder	17-0	106:07	6.2	16-38	.421	13-34	.382	5-8	.625	3	11	14	0.8	10	0	2	2	0	1	50	2.9
14	NJIE, Kebba	17-0	195:28	11.5	12-19	.632	0-1	.000	18-25	.720	10	47	57	3.4	31	0	3	11	4	1	42	2.5
34	MACLELLAN, Matthew	5-0	30:45	6.2	3-4	.750	0-0	.000	3-4	.750	2	7	9	1.8	5	0	1	1	1	0	9	1.8
0	STEVENS, Brady	3-0	07:39	2.6	1-3	.333	0-1	.000	0-0	.000	0	1	1	0.3	0	0	1	0	0	0	2	0.7
24	ZACKERY IV, Mark	4-0	20:15	5.1	1-4	.250	0-2	.000	0-0	.000	1	2	3	0.8	1	0	1	1	0	0	2	0.5
Team											38	31	69				12					
Total		21	4275		544-1214	.448	179-504	.355	288-412	.699	242	547	789	37.6	370	6	253	242	46	92	1555	74.0
Opponents		21	4275		510-1199	.425	174-553	.315	308-411	.749	186	489	675	32.1	375	7	269	200	56	120	1502	71.5

Team Statistics

	ND	OPP
Scoring	1555	1502
Points per game	74.0	71.5
Scoring margin	+2.5	-
Field goals-att	544-1214	510-1199
Field goal pct	.448	.425
3 point fg-att	179-504	174-553
3-point FG pct	.355	.315
3-pt FG made per game	8.5	8.3
Free throws-att	288-412	308-411
Free throw pct	.699	.749
F-Throws made per game	13.7	14.7
Rebounds	789	675
Rebounds per game	37.6	32.1
Rebounding margin	+5.4	-
Assists	253	269
Assists per game	12.0	12.8
Turnovers	242	200
Turnovers per game	11.5	9.5
Turnover margin	-2.0	-
Assist/turnover ratio	1.0	1.3
Steals	92	120
Steals per game	4.4	5.7
Blocks	46	56
Blocks per game	2.2	2.7
Winning streak	0	-
Home win streak	0	-
Attendance	58640	55700
Home games-Avg/Game	12-4887	6-9283
Neutral site-Avg/Game	-	3-2086

Team Results

Date	Opponent		Score	Att.
11/03/2025	LIU	W	89-67	3911
11/07/2025	Detroit Mercy	W	102-70	7608
11/11/2025	Eastern Ill.	W	78-58	3618
11/16/2025	at Ohio St.	L	63-64	12357
11/19/2025	Bellarmine	W	86-79	3676
11/24/2025	vs Kansas	L	61-71	4628
11/25/2025	vs Rutgers	W	68-63	0
11/26/2025	vs Houston	L	56-66	1629
12/02/2025	Missouri	W	76-71	4980
12/05/2025	at TCU	Wot	87-85	5706
12/10/2025	Idaho	W	80-65	3687
12/13/2025	Evansville	W	82-58	4323
12/21/2025	Purdue Fort Wayne	L	69-72	5366
12/30/2025	at Stanford	W	47-40	3868
01/02/2026	at California	L	71-72	5158
01/10/2026	Clemson	L	61-76	6933
01/13/2026	Miami (FL)	L	69-81	5278
01/17/2026	at Virginia Tech	L	76-89	8925
01/21/2026	at North Carolina	L	69-91	19686
01/24/2026	Boston College	W	68-64	5248
01/27/2026	Virginia	Lot2	97-100	4012



2025-26 Notre Dame Men's Basketball
ACC STATS



2025-26 Notre Dame Men's Basketball
Combined Team Statistics
In Conference games

Page 1/1
as of Jan 28, 2026

Game Records

Record	Overall	Home	Away	Neutral
ALL GAMES	2-6	1-3	1-3	0-0
CONFERENCE	2-6	1-3	1-3	0-0
NON-CONFERENCE	0-0	0-0	0-0	0-0

Score by Periods

Team	1st	2nd	OT	TOT
Notre Dame	261	273	24	558
Opponents	279	307	27	613

Team Box Score

No.	Player				Total		3-Point		F-Throw		Rebounds												
		GP-GS	MIN	AVG	FG-FGA	FG%	3FG-3FGA	3FG%	FT-FTA	FT%	OFF	DEF	TOT	AVG	PF	DQ	A	TO	BLK	STL	PTS	AVG	
10	HARALSON, Jalen	8-8	231:17	28.9	46-93	.495	5-14	.357	27-49	.551	11	18	29	3.6	18	0	18	22	1	2	124	15.5	
5	CERTA, Cole	8-3	206:46	25.8	25-71	.352	16-49	.327	37-41	.902	4	9	13	1.6	12	0	3	5	0	1	103	12.9	
11	SHREWSBERRY, Braeden	8-8	260:22	32.5	28-85	.329	16-52	.308	11-14	.786	1	23	24	3.0	10	0	18	11	1	2	83	10.4	
6	KOEHLER, Brady	8-3	146:26	18.3	19-40	.475	7-15	.467	16-22	.727	9	22	31	3.9	23	1	1	3	7	6	61	7.6	
33	TOWT, Carson	8-8	191:01	23.9	21-39	.538	0-0	.000	7-16	.438	34	36	70	8.8	23	1	9	10	4	5	49	6.1	
13	MOHAMMED, Sir	8-1	106:06	13.3	19-46	.413	3-11	.273	5-9	.556	7	14	21	2.6	11	0	6	12	0	2	46	5.8	
34	MACLELLAN, Matthew	2-0	22:21	11.2	3-4	.750	0-0	.000	3-4	.750	1	5	6	3.0	3	0	0	1	1	0	9	4.5	
2	IMES, Logan	8-5	209:23	26.2	11-41	.268	3-19	.158	3-5	.600	6	25	31	3.9	10	0	20	13	0	5	28	3.5	
12	SUNDRA, Garrett	8-4	171:40	21.5	10-27	.370	5-19	.263	2-2	1.000	10	18	28	3.5	17	1	6	4	5	4	27	3.4	
7	FROST, Ryder	6-0	41:19	6.9	6-12	.500	6-11	.545	2-4	.500	1	4	5	0.8	8	0	0	1	0	0	20	3.3	
14	NJIE, Kebba	4-0	40:30	10.1	3-4	.750	0-0	.000	0-0	.000	1	12	13	3.3	8	0	0	2	2	0	6	1.5	
24	ZACKERY IV, Mark	4-0	20:15	5.1	1-4	.250	0-2	.000	0-0	.000	1	2	3	0.8	1	0	1	1	0	0	2	0.5	
0	STEVENS, Brady	1-0	02:34	2.6	0-1	.000	0-1	.000	0-0	.000	0	0	0	0.0	0	0	1	0	0	0	0	0.0	
Team											13	12	25					2					
Total		8	1650		192-467	.411	61-193	.316	113-166	.681	99	200	299	37.4	144	3	83	87	21	27	558	69.8	
Opponents		8	1650		207-473	.438	67-232	.289	132-167	.790	78	202	280	35.0	148	2	107	63	20	46	613	76.6	

Team Statistics

	ND	OPP
Scoring		
Points per game	558	613
Scoring margin	69.8	76.6
Field goals-att	192-467	207-473
Field goal pct	.411	.438
3 point fg-att	61-193	67-232
3-point FG pct	.316	.289
3-pt FG made per game	7.6	8.4
Free throws-att		
Free throw pct	113-166	132-167
F-Throws made per game	.681	.790
Rebounds	299	280
Rebounds per game	37.4	35.0
Rebounding margin	+2.4	-
Assists		
Assists per game	83	107
Assists per game	10.4	13.4
Turnovers		
Turnovers per game	87	63
Turnover margin	10.9	7.9
Assist/turnover ratio	-3.0	-
Steals	1.0	1.7
Steals per game	27	46
Blocks	21	20
Blocks per game	2.6	2.5
Winning streak		
Home win streak	0	-
Attendance	21471	37637
Home games-Avg/Game	4-5368	4-9409
Neutral site-Avg/Game	-	0-0

Team Results

Date	Opponent		Score	Att.
12/30/2025	at Stanford	W	47-40	3868
01/02/2026	at California	L	71-72	5158
01/10/2026	Clemson	L	61-76	6933
01/13/2026	Miami (FL)	L	69-81	5278
01/17/2026	at Virginia Tech	L	76-89	8925
01/21/2026	at North Carolina	L	69-91	19686
01/24/2026	Boston College	W	68-64	5248
01/27/2026	Virginia	Lot2	97-100	4012



2025-26 Notre Dame Men's Basketball NOTRE DAME HIGHS & LOWS

Notre Dame - Game Highs

POINTS	102		Detroit Mercy (11/07/2025)
	97		Virginia (01/27/2026)
	89		LIU (11/03/2025)
	87		at TCU (12/05/2025)
	86		Bellarmino (11/19/2025)
FIELD GOALS MADE	36		Detroit Mercy (11/07/2025)
	33		at TCU (12/05/2025)
FIELD GOAL ATTEMPTS	75		at North Carolina (01/21/2026)
	69		Detroit Mercy (11/07/2025)
FIELD GOAL PERCENTAGE	.571	(28-49)	Bellarmino (11/19/2025)
	.550	(33-60)	at TCU (12/05/2025)
3 PT FG MADE	14		Evansville (12/13/2025)
	14		Detroit Mercy (11/07/2025)
	14		LIU (11/03/2025)
3 PT FG ATTEMPTS	33		Missouri (12/02/2025)
	32		Detroit Mercy (11/07/2025)
3 PT FG PERCENTAGE	.643	(9-14)	Idaho (12/10/2025)
	.560	(14-25)	Evansville (12/13/2025)
FREE THROWS MADE	28		Virginia (01/27/2026)
	23		Bellarmino (11/19/2025)
FREE THROW ATTEMPTS	34		Virginia (01/27/2026)
	32		Bellarmino (11/19/2025)
FREE THROW PERCENTAGE	.867	(13-15)	vs Kansas (N) (11/24/2025)
	.833	(15-18)	Missouri (12/02/2025)
REBOUNDS	48		at Stanford (12/30/2025)
	45		LIU (11/03/2025)
ASSISTS	27		at TCU (12/05/2025)
	19		Detroit Mercy (11/07/2025)
STEALS	9		Evansville (12/13/2025)
	8		Detroit Mercy (11/07/2025)
BLOCKED SHOTS	5		Virginia (01/27/2026)
	5		Idaho (12/10/2025)
TURNOVERS	19		LIU (11/03/2025)
	18		Miami (FL) (01/13/2026)
FOULS	25		Virginia (01/27/2026)
	24		LIU (11/03/2025)

Notre Dame - Game Lows

POINTS	47		at Stanford (12/30/2025)
	56		vs Houston (N) (11/26/2025)
	61		Clemson (01/10/2026)
	61		vs Kansas (N) (11/24/2025)
	63		at Ohio St. (11/16/2025)
FIELD GOALS MADE	17		vs Houston (N) (11/26/2025)
	18		at Stanford (12/30/2025)
FIELD GOAL ATTEMPTS	47		Clemson (01/10/2026)
	49		Bellarmino (11/19/2025)
FIELD GOAL PERCENTAGE	.321	(18-56)	at Stanford (12/30/2025)
	.340	(17-50)	vs Houston (N) (11/26/2025)
3 PT FG MADE	3		at Stanford (12/30/2025)
	3		at Ohio St. (11/16/2025)
3 PT FG ATTEMPTS	10		at Ohio St. (11/16/2025)
	14		Idaho (12/10/2025)
3 PT FG PERCENTAGE	.167	(4-24)	vs Kansas (N) (11/24/2025)
	.188	(3-16)	at Stanford (12/30/2025)
FREE THROWS MADE	6		vs Rutgers (N) (11/25/2025)
	7		at North Carolina (01/21/2026)
	7		Idaho (12/10/2025)
FREE THROW ATTEMPTS	9		vs Rutgers (N) (11/25/2025)
	10		Idaho (12/10/2025)
FREE THROW PERCENTAGE	.450	(9-20)	at TCU (12/05/2025)
	.538	(7-13)	at North Carolina (01/21/2026)
REBOUNDS	29		Clemson (01/10/2026)
	30		at Virginia Tech (01/17/2026)
ASSISTS	6		at Stanford (12/30/2025)
	6		vs Kansas (N) (11/24/2025)
STEALS	0		at California (01/02/2026)
	2		Clemson (01/10/2026)
	2		at Stanford (12/30/2025)
	2		Idaho (12/10/2025)
	2		at TCU (12/05/2025)
	2		vs Houston (N) (11/26/2025)
BLOCKED SHOTS	0		at North Carolina (01/21/2026)
	0		Evansville (12/13/2025)
TURNOVERS	5		at North Carolina (01/21/2026)
	5		vs Kansas (N) (11/24/2025)
FOULS	8		Idaho (12/10/2025)
	13		vs Kansas (N) (11/24/2025)



2025-26 Notre Dame Men's Basketball OPPONENT HIGHS & LOWS

Opponent - Game Highs

POINTS	100	Virginia (01/27/2026)
	91	at North Carolina (01/21/2026)
	89	at Virginia Tech (01/17/2026)
	85	at TCU (12/05/2025)
	81	Miami (FL) (01/13/2026)
FIELD GOALS MADE	31	Virginia (01/27/2026)
	31	at North Carolina (01/21/2026)
FIELD GOAL ATTEMPTS	67	Detroit Mercy (11/07/2025)
	65	Virginia (01/27/2026)
FIELD GOAL PERCENTAGE	.543 (25-46)	Bellarmine (11/19/2025)
	.509 (27-53)	at Virginia Tech (01/17/2026)
3 PT FG MADE	13	at North Carolina (01/21/2026)
	12	at TCU (12/05/2025)
3 PT FG ATTEMPTS	39	at California (01/02/2026)
	35	Purdue Fort Wayne (12/21/2025)
3 PT FG PERCENTAGE	.417 (10-24)	Idaho (12/10/2025)
	.414 (12-29)	at TCU (12/05/2025)
FREE THROWS MADE	28	Virginia (01/27/2026)
	28	at Virginia Tech (01/17/2026)
FREE THROW ATTEMPTS	35	Virginia (01/27/2026)
	32	at Virginia Tech (01/17/2026)
FREE THROW PERCENTAGE	.900 (9-10)	Idaho (12/10/2025)
	.875 (28-32)	at Virginia Tech (01/17/2026)
REBOUNDS	44	at North Carolina (01/21/2026)
	44	vs Houston (N) (11/26/2025)
	44	vs Kansas (N) (11/24/2025)
ASSISTS	21	Virginia (01/27/2026)
	20	at TCU (12/05/2025)
STEALS	13	Miami (FL) (01/13/2026)
	10	Missouri (12/02/2025)
	10	LIU (11/03/2025)
BLOCKED SHOTS	8	vs Kansas (N) (11/24/2025)
	5	at North Carolina (01/21/2026)
	5	Evansville (12/13/2025)
TURNOVERS	15	LIU (11/03/2025)
	14	vs Rutgers (N) (11/25/2025)
FOULS	27	Virginia (01/27/2026)
	22	Bellarmine (11/19/2025)
	22	LIU (11/03/2025)

Opponent - Game Lows

POINTS	40	at Stanford (12/30/2025)
	58	Evansville (12/13/2025)
	58	Eastern Ill. (11/11/2025)
	63	vs Rutgers (N) (11/25/2025)
	64	Boston College (01/24/2026)
	64	at Ohio St. (11/16/2025)
FIELD GOALS MADE	13	at Stanford (12/30/2025)
	19	at Ohio St. (11/16/2025)
FIELD GOAL ATTEMPTS	46	Bellarmine (11/19/2025)
	50	at Ohio St. (11/16/2025)
FIELD GOAL PERCENTAGE	.232 (13-56)	at Stanford (12/30/2025)
	.339 (20-59)	vs Houston (N) (11/26/2025)
3 PT FG MADE	4	at Stanford (12/30/2025)
	6	Miami (FL) (01/13/2026)
	6	Missouri (12/02/2025)
	6	vs Kansas (N) (11/24/2025)
	6	Eastern Ill. (11/11/2025)
	6	LIU (11/03/2025)
3 PT FG ATTEMPTS	18	LIU (11/03/2025)
	20	at Virginia Tech (01/17/2026)
	20	vs Kansas (N) (11/24/2025)
3 PT FG PERCENTAGE	.133 (4-30)	at Stanford (12/30/2025)
	.269 (7-26)	Clemson (01/10/2026)
FREE THROWS MADE	5	Detroit Mercy (11/07/2025)
	8	Evansville (12/13/2025)
FREE THROW ATTEMPTS	10	Idaho (12/10/2025)
	10	Detroit Mercy (11/07/2025)
FREE THROW PERCENTAGE	.500 (5-10)	Detroit Mercy (11/07/2025)
	.613 (19-31)	LIU (11/03/2025)
REBOUNDS	17	Bellarmine (11/19/2025)
	24	Eastern Ill. (11/11/2025)
ASSISTS	7	Purdue Fort Wayne (12/21/2025)
	7	Bellarmine (11/19/2025)
STEALS	2	Boston College (01/24/2026)
	2	vs Kansas (N) (11/24/2025)
	2	Eastern Ill. (11/11/2025)
BLOCKED SHOTS	0	Bellarmine (11/19/2025)
	1	Miami (FL) (01/13/2026)
	1	Clemson (01/10/2026)
	1	at California (01/02/2026)
	1	Purdue Fort Wayne (12/21/2025)
	1	at TCU (12/05/2025)
	1	Missouri (12/02/2025)
	1	Eastern Ill. (11/11/2025)
TURNOVERS	3	at California (01/02/2026)
	5	vs Houston (N) (11/26/2025)



2025-26 Notre Dame Men's Basketball

INDIVIDUAL HIGHS

Notre Dame - Individual Game Highs

POINTS	34	Cole Certa vs Virginia (01/27/2026)
	26	Braeden Shrewsberry vs Evansville (12/13/2025)
	25	Markus Burton vs Bellarmine (11/19/2025)
	24	Markus Burton vs Kansas (N) (11/24/2025)
FIELD GOALS MADE	10	Cole Certa vs Virginia (01/27/2026)
	10	Markus Burton vs Bellarmine (11/19/2025)
FIELD GOAL ATTEMPTS	19	Cole Certa vs Virginia (01/27/2026)
	19	Markus Burton vs Eastern Ill. (11/11/2025)
FIELD GOAL PERCENTAGE (min 5 made)	1.000 (6-6)	Carson Towt at TCU (12/05/2025)
	1.000 (6-6)	Jalen Haralson vs Eastern Ill. (11/11/2025)
3 PT FG MADE	8	Braeden Shrewsberry vs Evansville (12/13/2025)
	6	Cole Certa at TCU (12/05/2025)
	6	Braeden Shrewsberry vs Eastern Ill. (11/11/2025)
	6	Cole Certa vs LIU (11/03/2025)
3 PT FG ATTEMPTS	13	Cole Certa vs Virginia (01/27/2026)
	12	Braeden Shrewsberry at California (01/02/2026)
	12	Cole Certa at TCU (12/05/2025)
3 PT FG PERCENTAGE (min 2 made)	1.000 (2-2)	Garrett Sundra at North Carolina (01/21/2026)
	1.000 (2-2)	Sir Mohammed vs Idaho (12/10/2025)
	1.000 (2-2)	Garrett Sundra at TCU (12/05/2025)
FREE THROWS MADE	9	Cole Certa vs Virginia (01/27/2026)
	9	Brady Koehler vs Virginia (01/27/2026)
FREE THROW ATTEMPTS	11	Jalen Haralson vs Purdue Fort Wayne (12/21/2025)
	11	Cole Certa vs Virginia (01/27/2026)
FREE THROW PERCENTAGE (min 3 made)	1.000 (6-6)	Cole Certa vs Boston College (01/24/2026)
	1.000 (6-6)	Cole Certa at Virginia Tech (01/17/2026)
	1.000 (6-6)	Braeden Shrewsberry at California (01/02/2026)
	1.000 (6-6)	Markus Burton vs Kansas (N) (11/24/2025)
	1.000 (6-6)	Cole Certa vs Bellarmine (11/19/2025)
	1.000 (5-5)	Cole Certa at Stanford (12/30/2025)
	1.000 (4-4)	Cole Certa at North Carolina (01/21/2026)
	1.000 (4-4)	Markus Burton vs Missouri (12/02/2025)
	1.000 (4-4)	Kebba Njie vs Bellarmine (11/19/2025)
	1.000 (4-4)	Markus Burton vs Eastern Ill. (11/11/2025)
	1.000 (4-4)	Braeden Shrewsberry vs Detroit Mercy (11/07/2025)
	1.000 (4-4)	Kebba Njie vs LIU (11/03/2025)
	1.000 (4-4)	Cole Certa vs LIU (11/03/2025)
	1.000 (3-3)	Brady Koehler vs Evansville (12/13/2025)
	1.000 (3-3)	Markus Burton vs Bellarmine (11/19/2025)
	1.000 (3-3)	Jalen Haralson at Ohio St. (11/16/2025)
REBOUNDS	19	Carson Towt vs LIU (11/03/2025)
	15	Carson Towt at California (01/02/2026)
ASSISTS	10	Markus Burton vs Missouri (12/02/2025)
	9	Jalen Haralson at TCU (12/05/2025)
STEALS	4	Logan Imes vs Purdue Fort Wayne (12/21/2025)
	4	Markus Burton vs Detroit Mercy (11/07/2025)
BLOCKED SHOTS	4	Brady Koehler vs Virginia (01/27/2026)
	4	Brady Koehler vs Idaho (12/10/2025)
TURNOVERS	8	Jalen Haralson at Stanford (12/30/2025)
	6	Logan Imes vs Miami (FL) (01/13/2026)
	6	Jalen Haralson vs Purdue Fort Wayne (12/21/2025)
	6	Markus Burton vs Rutgers (N) (11/25/2025)



Notre Dame - Individual Game Highs

BLOCKED SHOTS	4	Brady Koehler vs Idaho (12/10/2025)
	2	Brady Koehler vs Boston College (01/24/2026)
	2	Garrett Sundra vs Miami (FL) (01/13/2026)
	2	Kebba Njie at Stanford (12/30/2025)
TURNOVERS	2	Carson Towt vs Kansas (N) (11/24/2025)
	8	Jalen Haralson at Stanford (12/30/2025)
	6	Logan Imes vs Miami (FL) (01/13/2026)
	6	Jalen Haralson vs Purdue Fort Wayne (12/21/2025)
FOULS	6	Markus Burton vs Rutgers (N) (11/25/2025)
	5	Brady Koehler vs Evansville (12/13/2025)
	5	Carson Towt at TCU (12/05/2025)
	5	Jalen Haralson vs Missouri (12/02/2025)

Opponent - Individual Game Highs

POINTS	32	Thijs De Ridder vs Virginia (01/27/2026)
	29	Corey Hadnot II vs Purdue Fort Wayne (12/21/2025)
	26	Jestin Porter vs Clemson (01/10/2026)
	26	Mark Mitchell vs Missouri (12/02/2025)
	24	Bruce Thornton at Ohio St. (11/16/2025)
	24	TJ Nadeau vs Detroit Mercy (11/07/2025)
FIELD GOALS MADE	10	Corey Hadnot II vs Purdue Fort Wayne (12/21/2025)
	9	Thijs De Ridder vs Virginia (01/27/2026)
	9	Jestin Porter vs Clemson (01/10/2026)
	9	Dai Dai Ames at California (01/02/2026)
	9	TJ Nadeau vs Detroit Mercy (11/07/2025)
FIELD GOAL ATTEMPTS	20	Thijs De Ridder vs Virginia (01/27/2026)
	17	Fred Payne vs Boston College (01/24/2026)
	17	Jackson Rasmussen vs Idaho (12/10/2025)
	17	Mark Mitchell vs Missouri (12/02/2025)
FIELD GOAL PERCENTAGE (min 5 made)	.750 (6-8)	Shelton Henderson vs Miami (FL) (01/13/2026)
	.750 (6-8)	RJ Godfrey vs Clemson (01/10/2026)
3 PT FG MADE	6	TJ Nadeau vs Detroit Mercy (11/07/2025)
	5	Sam Lewis vs Virginia (01/27/2026)
	5	Jacob Crews vs Missouri (12/02/2025)
	5	Jamichael Davis vs Rutgers (N) (11/25/2025)
3 PT FG ATTEMPTS	11	Emanuel Sharp vs Houston (N) (11/26/2025)
	11	TJ Nadeau vs Detroit Mercy (11/07/2025)
3 PT FG PERCENTAGE (min 2 made)	1.000 (4-4)	Luka Toews vs Boston College (01/24/2026)
	1.000 (2-2)	Jarin Stevenson at North Carolina (01/21/2026)
FREE THROWS MADE	14	Thijs De Ridder vs Virginia (01/27/2026)
	14	Tobi Lawal at Virginia Tech (01/17/2026)
FREE THROW ATTEMPTS	18	Tobi Lawal at Virginia Tech (01/17/2026)
	15	Thijs De Ridder vs Virginia (01/27/2026)
FREE THROW PERCENTAGE (min 3 made)	1.000 (9-9)	Amari Hansberry at Virginia Tech (01/17/2026)
	1.000 (6-6)	Tre Donaldson vs Miami (FL) (01/13/2026)
	1.000 (6-6)	Jestin Porter vs Clemson (01/10/2026)
	1.000 (6-6)	Biko Johnson vs Idaho (12/10/2025)
	1.000 (6-6)	Preston Turner vs Eastern Ill. (11/11/2025)
	1.000 (5-5)	Tariq Francis vs Rutgers (N) (11/25/2025)
	1.000 (4-4)	Luka Bogavac at North Carolina (01/21/2026)
	1.000 (4-4)	Milos Uzan vs Houston (N) (11/26/2025)
	1.000 (4-4)	Mercy Miller vs Houston (N) (11/26/2025)
	1.000 (4-4)	Bruce Thornton at Ohio St. (11/16/2025)
	1.000 (3-3)	Kenyon Goodin vs Bellarmine (11/19/2025)
	1.000 (3-3)	John Mobley Jr. at Ohio St. (11/16/2025)
REBOUNDS	12	Henri Veesaar at North Carolina (01/21/2026)
	11	Tobi Lawal at Virginia Tech (01/17/2026)
	11	Lee Dort at California (01/02/2026)
	11	Oskar Giltay at Stanford (12/30/2025)
ASSISTS	8	Brock Harding at TCU (12/05/2025)
	7	Neoklis Avdalas at Virginia Tech (01/17/2026)
	7	Greg Gordon vs LIU (11/03/2025)
STEALS	5	Malik Reneau vs Miami (FL) (01/13/2026)
	5	Jestin Porter vs Clemson (01/10/2026)
	5	Anthony Robinson II vs Missouri (12/02/2025)
BLOCKED SHOTS	5	Flory Bidunga vs Kansas (N) (11/24/2025)
	4	Connor Turnbull vs Evansville (12/13/2025)
TURNOVERS	5	Neoklis Avdalas at Virginia Tech (01/17/2026)
	5	Anthony Robinson II vs Missouri (12/02/2025)





2025-26 Notre Dame Men's Basketball

LAST TIME NOTRE DAME...

NOTRE DAME RECORDED A ...

	Score	Opponent	Date
1-Point win	55-54	vs. Pitt (ACC Tourney)	3/11/25
3 Consecutive 20-Point wins	89-67	LIU	11/3/25
	102-70	Detroit Mercy	11/7/25
	78-58	Eastern Illinois	11/11/25
30-Point win	102-70	Detroit Mercy	11/7/25
30-Point ACC win	90-56	Georgia Tech	2/26/22
40-Point win	92-49	Seattle	11/16/16
50-Point win	107-53	North Carolina A&T	12/4/16
15-Point rally	93-89	at Duke	2/9/21
20-Point rally	71-65	vs. Virginia Tech (2nd half)	3/17/18
last-second shot win	89-87	vs. Rutgers (Atkinson Jr. lay up, 1.4)	3/16/22
last-10-second win	87-85	at TCU (OT)	12/5/25
overtime game	97-100	vs. #17 Virginia (2OT)	1/27/26
multi-overtime game	97-100	vs. #17 Virginia (2OT)	1/27/26
overtime victory	87-85	at TCU (OT)	12/5/25
5-game win streak	5 games	11/10/22 to 11/22/22	
10-game win streak	11 games	11/26/14 through 1/5/15	
15-game win streak	18 games	12/31/53 through 3/9/54	
5-game loss streak	5	1/2/26 -- 1/21/26	

NOTRE DAME SHOT ...

	%	FGM-FGA	Opponent	Date
55% on FGs	.550	33-60	at TCU	12/5/25
55% on FGs, consecutive games	.552	32-58	at Duke	2/9/21
	.593	32-64	at Georgia Tech	2/6/21
60% on FGs	.615	32-52	at Syracuse	2/24/24
65% on FGs	.660	35-53	at Boston College	2/21/15
65% on FGs, first half	.696	16-23	Virginia	12/30/23
55% on 3FGs (10+ att)	.560	14-25	Evansville	12/13/25
60% on 3FGs (10+ att)	.643	9-14	Idaho	12/10/25
70% on 3FGs (10+ att)	.714	15-21	at Florida State	1/18/17
90% on FTs (10+ att)	.905	19-21	at #13/14 Clemson	2/26/25
100% on FTs (10+ att)	1.000	16-16	Virginia Tech	2/8/25

NOTRE DAME ...

	Pts	ND-Opp	Opponent	Date
Scored 100 points	102	102-70	Detroit Mercy	11/7/25
Scored 110 points	112	112-110 (4OT)	Cal	3/8/25
Scored 100 points on the road	103	103-84	at Providence	2/21/09
Scored 100 points at a neutral site	100	100-77	vs. Houston	3/12/78
Scored 100 points and lost	106	106-119	vs. Houston	3/20/71
Allowed 100 points	100	97-100 (2OT)	vs. #17 Virginia	1/27/26
Scored less than 50 points	47	47-40	at Stanford	12/30/25
Allowed less than 40 points	39	82-39	Binghamton	11/14/14

Allowed less than 50 points	40	47-40	at Stanford	12/30/25
	Stat	Md-Att	Opponent	Date
Made 40 FGs	41	41-59	Detroit Mercy	12/10/19
Made 15 or more 3FGs		15-37	at Syracuse	1/14/23
Made 15 or more 3FGs in consecutive games		20-39	Detroit Mercy	12/10/19
		15-39	UCLA	12/14/19
Made 10 3FGs in a half	.667	10-15	at Syracuse (2nd Half)	2/24/24
Made 20 3FGs	.513	20-39	Detroit Mercy	12/10/19
Made 30 free throws	94.7%	36-38	UIC	11/6/18
Had 15 or more assists in 1st half	15		at Syracuse	2/20/21
Had 15 or more assists in 2nd half	16		Detroit Mercy	12/10/19
Had 20 or more assists	See 25			
Had 25 or more assists	27		at TCU (OT)	12/5/25
Had 30 or more assists	33		Detroit Mercy	12/10/19
Had 15 offensive rebounds	16		at Stanford	12/30/25
Had 20 offensive rebounds	22		Marshall	11/15/19
Had 25 offensive rebounds	26		Louisville (2 OT)	1/16/18
Had 50 total rebounds	50		Cal	3/8/25
Doubled opponent rebounds	50/23		Stonehill	11/6/24
Allowed zero off rebounds	0		Bellarmine	12/23/20
Committed 5 turnovers or less	5		at #22 UNC	1/21/26
Committed 25 turnovers	26		at Villanova	2/8/00
Forced 15 turnovers	18		Boston College	1/13/25
Forced 20 turnovers	21		Toledo (OT)	
Forced 25 turnovers	30		New Hampshire	11/16/01

NOTRE DAME ...

	Opponent	Date	Player	Stat
5 double-figure scorers	See 6			
6 double-figure scorers	Detroit Mercy	11/7/25	Carson Towt	11
			Markus Burton	13
			Braeden Shrewsberry	19
			Sir Mohammed	10
			Ryder Frost	10
			Brady Koehler	10
7 double-figure scorers	North Carolina A&T	12/4/16	V.J. Beachem	19
			Matt Ryan	17
			Matt Farrell	15
			Steve Vasturia	13
			T.J. Gibbs	12
			Rex Pflueger	10
4 players score 15 points	#17 Virginia (2OT)	1/27/26	Bonzie Colson	10
			Brady Koehler	16
			Cole Certa	34
			Jalen Haralson	20
			Braeden Shrewsberry	18
2 double-figure rebounders	See 3			
3 double-figure rebounders	at Boston College	1/15/24	Carey Booth	13
			Kebba Njie	10
			Julian Roper II	10



2025-26 Notre Dame Men's Basketball

LAST TIME NOTRE DAME...

2 players with 10 or more assists	Chicago State	11/26/12	Eric Atkins	11
			Jerian Grant	10
3 players with 5 or more assists	Fairleigh Dickinson	11/26/29	T.J. Gibbs	5
			Rex Pflueger	5
			Prentiss Hubb	5
2 players with double-doubles	at Georgia Tech	1/9/24	J.R. Konieczny	10 pts, 11 reb
			Tae Davis	10 pts, 10 reb
3 players with double-doubles	High Point	11/16/21	Paul Atkinson Jr.	19 pts, 11 reb
			Nate Laszewski	10 pts, 16 reb
			Dane Goodwin	12 pts, 11 reb
2 players with 5 or more 3FGM	#17 Virginia (2OT)	1/27/26	Cole Certa	5-13
			Braeden Shrewsberry	5-9
3 players with 3 or more 3FGM	at Louisville	1/22/22	Blake Wesley	3-4
			Prentiss Hubb	3-5
			Dane Goodwin	3-5
			Trey Wertz	3-3
2 30-point scorers	Villanova	2/28/11	Ben Hansbrough	30
			Tim Abromaitis	30
2 20-point scorers	#17 Virginia (2OT)	1/27/26	Cole Certa	34
			Jalen Haralson	20
3 20-point scorers	at Syracuse	1/4/20	John Mooney	28
			Prentiss Hubb	22
			T.J. Gibbs	21
A player ejected	Evansville	12/13/25	Brady Koehler	
A coach ejected	at Syracuse	1/18/25	Micah Shrewsberry	
9 different players with a three-pointer	Maryland Eastern Shore	11/22/23		

AN OPPOSING PLAYER HAD ...

	Stat	Player	Opponent	Date
25+ points	See 30			
30+ points	32	Thijs De Ridder	#17 Virginia (2OT)	1/27/26
35+ points	36	Jeremiah Wilkinson	Cal	3/8/25
40+ points	42	Cooper Flagg	at #4 Duke	1/11/25
45+ points	46	Jerome Robinson	Boston College	2/6/18
50+ points	52	Marshon Brooks	Providence	2/23/11
15 rebounds	16	Matthew Cleveland	Florida State	1/17/23
20 rebounds	22	DeJuan Blair	Pittsburgh	1/31/09
2 players w/ double-double	16 points, 11 reb 11 points, 10 reb	Armando Bacot Pete Nance	North Carolina	2/22/23
a triple-double	18 pts, 10 reb, 13 ast	Marcus Williams	Connecticut	2/21/06
20 pts, 10 reb	22 pts, 11 reb	Tobi Lawal	Virginia Tech	1/17/26
20 pts, 20 reb	23 pts, 22 reb	DeJuan Blair	Pittsburgh	1/31/09
6+ 3FGs	6	TJ Nadeau	Detroit Mercy	11/7/25
10 assists	10	Elliot Cadeau	UNC	3/12/25
10 blocks	10	Hasheem Thabeet	Connecticut	1/5/08
10 steals	11	Mark Macon	Temple	1/29/89
	11	Armando Bacot		
3 players w/ double-digit reb.	10 11	Pete Nance Leaky Black	North Carolina	2/22/23
	14	Mady Sissoko		
5 players with double-digit points	36 21 11 15	Jeremiah Wilkinson Andrej Stojakovic Jovan Blacksher Jr DJ Campbell	Cal	3/8/25

AN IRISH PLAYER HAD ...

	Stat	Player	Opponent	Date
20 or more pts in a half	22 (1st)	Marcus Burton	at Syracuse	1/18/25
20 or more pts in 1st half	22	Marcus Burton	at Syracuse	1/18/25
20 or more pts in 2nd half	22	Tae Davis	at Georgia Tech	12/31/24
30-39 points	34	Cole Certa	#17 Virginia (2OT)	1/27/26
40-49 points	43	Marcus Burton	Cal	3/8/25
50+ points	52	Austin Carr	vs. TCU	3/13/71

15-19 rebounds	15	Carson Towt	Idaho	12/10/25
20+ rebounds	20	John Mooney	Clemson	3/6/19
a double-double off the bench	18 pts, 11 reb	J.R. Konieczny	vs Auburn	11/16/23
consecutive double-doubles	12 pts, 10 reb 19 pts, 10 reb	J.R. Konieczny	at Miami	12/2/23
			Western Michigan	12/5/23
Double-Double with pts and assists	18 pts, 10 ast	Markus Burton	Missouri	12/2/25
12 consecutive double-doubles	12	John Mooney	FDU, MD, BC, Det Mercy, UCLA, Indiana, AA&M, Syracuse, NC State, Lville, at GT, Syracuse	11/26/19 - 1/22/20
a triple-double	24 pts, 11 ast, 11 stls	Chris Thomas &	New Hampshire	11/16/01
15+ point, 5+ assists, 5+ steals	18 pts, 5 ast, 5 stl	Markus Burton	Georgia Tech	2/14/24
20+ points, 5+ rebounds, 5+ assists	20 pts, 5 reb, 9 ast	Jalen Haralson	at TCU (OT)	12/5/25
20 pts, 10 reb	20 pts, 10 reb	Tae Davis	Dartmouth	12/11/24
25 pts, 15 reb	28 pts, 16 reb	John Mooney	Marshall	11/15/19
20 pts, 20 reb	25 pts, 20 reb	Troy Murphy	at Seton Hall	1/8/01
20 pts, 10 ast	22 pts, 10 ast	Matt Farrell	vs. Purdue	12/17/16
10+ assists	10	Markus Burton	Missouri	12/2/25
5-9 blocks	5	Juwan Durham	Alabama A&M	12/29/19
10+ blocks	11	Jordan Cornette	Belmont	11/17/02
5-9 steals	5	Julian Roper II	North Dakota	11/19/24
10+ steals	11	Chris Thomas	New Hampshire	11/16/01
10+ offensive rebounds	11	Martinas Geben #	Louisville (2OT)	1/13/16
6 3FGs	see 8			
7 3FGs	see 8			
8 3FGs	8-10	Braeden Shrewsberry	Evansville	12/13/25
9 3FGs	9-13	Tim Abromaitis	Villanova	2/28/11
10 3FGs	10-12	Matt Farrell	at Boston College	2/17/18
5 consecutive 3FGs without a miss	6	Braeden Shrewsberry	Evansville	12/13/25
9 consecutive 3FGs without a miss	9-9	Matt Farrell	at Boston College	2/17/18
5 consecutive 20-pt games	20 30 29 24 43	Markus Burton	Pitt at Clemson at Wake Forest Stanford Cal	2/22/25 2/26/25 3/1/25 3/5/25 3/8/25
10 games or more with 20+ points	14	Luke Harangody		12/6/08- 2/4/09
Scored 15 or more consecutive points	17	Dane Goodwin	at Duke	2/14/23



2025-26 Notre Dame Men's Basketball

GAME 1 LIU, 67 NOTRE DAME, 89

Nov. 3, 2025
Purcell Pavilion (South Bend, IN)



Official Basketball Box Score - Final
LIU at Notre Dame
11/03/25 Purcell Pavilion at the Joyce Center, Notre Dame
2025-26 Men's Basketball

Game Time: 7:09 PM
Game Duration: 2:16
Attendance: 3,911

Officials: Clarence Armstrong, Nick Terry, Connor Mooney

LIU - 67		Record: 0-1													Shooting By Period												
NO. Name	Min	FG M-A	3P M-A	FT M-A	Rebounds OR DR TOT	Fouls PF FD	TP AS TO ST	Blocks BS BA	+/-	1 st FG%	2 nd FG%	3 rd FG%	4 th FG%	GM FG%	1 st 3PT%	2 nd 3PT%	3 rd 3PT%	4 th 3PT%	GM 3PT%	1 st FT%	2 nd FT%	3 rd FT%	4 th FT%	GM FT%			
6 Mason Porter-Brown	F 35:32	3-8	1-2	5-6	2 2 4	1 4	12 1 2 1	1 1	22	37%	25%	50%	0%	25%	37%	25%	50%	0%	25%	37%	25%	50%	0%	25%			
22 Shadrak Lasu	F 22:59	2-2	1-1	3-5	1 3 4	2 3	8 1 1 0	2 0	14	100%	100%	100%	0%	100%	100%	100%	0%	100%	100%	100%	100%	100%	100%	100%			
33 Jamal Fuller	F 28:48	3-8	3-6	3-4	1 4 5	4 5	12 2 1 0	0 0	-18	37%	50%	75%	0%	37%	37%	50%	75%	0%	37%	37%	50%	75%	0%	37%			
0 Malachi Davis	G 23:55	2-8	0-3	1-2	0 1 1	5 2	5 0 4 1	1 0	-9	25%	0%	0%	0%	25%	0%	0%	0%	0%	0%	25%	0%	0%	0%	25%			
2 Greg Gordon	35:18	5-12	0-0	1-2	3 4 7	4 1	11 7 2 4	0 0	-11	41%	0%	0%	0%	41%	0%	0%	0%	0%	0%	41%	0%	0%	0%	41%			
1 Jonno Goings	32:13	2-6	1-3	3-6	5 2 7	3 5	8 1 3 4	0 0	-24	33%	33%	50%	0%	33%	33%	50%	0%	33%	33%	50%	0%	0%	0%	33%			
3 Fahiem Saintleger-Moran	05:10	0-0	0-0	1-2	0 0 0	0 1	1 0 0 0	0 0	0	0%	0%	0%	0%	0%	0%	0%	0%	0%	0%	0%	0%	0%	0%	0%			
7 Isaiah Miranda	16:05	4-11	0-3	2-4	0 0 0	0 3	10 0 1 0	0 0	-12	36%	0%	0%	0%	36%	0%	0%	0%	0%	0%	36%	0%	0%	0%	36%			
Team					2 1 3	0 0	0 1	0 0																			
Totals		21-55	6-18	19-31	14 17 31	22 24	67 12 15 10	3 1	22	38%	25%	50%	0%	38%	37%	25%	75%	0%	37%	37%	50%	75%	0%	37%			

Dead Ball Bounces: 55-45

Notre Dame - 89										Record: 1-0																																										
NO. Name	Min	FG M-A	3P M-A	FT M-A	Rebounds OR DR TOT	Fouls PF FD	TP AS TO	ST	Blocks BS BA	++	Shooting By Period																																									
12 Garrett Sundra	F 19:59	2-4	1-3	0-0	0 1 1 2	4 0	5 0 1 1	0 0	12		1 st FG%	11-30	36.7%	3 rd FG%	5-13	38.5%	FT%	13-17	76.5%	GM FG%	27-55	49.1%	1 st 3PT%	3-14	21.4%	2 nd 3PT%	10-24	41.7%	3 rd 3PT%	16-25	64.0%	4 th 3PT%	9-14	64.3%	GM 3PT%	27-55	49.1%	1 st FT%	8-13	61.5%	2 nd FT%	11-16	68.8%	3 rd FT%	14-21	66.7%	4 th FT%	11-15	73.3%	GM FT%	21-30	70.0%
33 Carson Towt	F 28:40	1-4	0-0	0-0	6 1 3 19	2 0	2 3 0 2	1 0	24		GM FG%	27-55	49.1%	1 st 3PT%	3-14	21.4%	2 nd 3PT%	10-24	41.7%	3 rd 3PT%	16-25	64.0%	4 th 3PT%	9-14	64.3%	GM 3PT%	27-55	49.1%	1 st FT%	8-13	61.5%	2 nd FT%	11-16	68.8%	3 rd FT%	14-21	66.7%	4 th FT%	11-15	73.3%	GM FT%	21-30	70.0%									
3 Markus Burton	G 27:11	7-13	2-4	8-9	0 1 0 1	4 7	24 1 4 0	0 0	23		Dead Ball Rebounds: 4																																									
10 Jalen Haralson	G 12:23	2-7	0-1	0-1	0 3 3	1 3	4 0 4 0	0 0	7																																											
11 Braeden Shrewsberry	G 18:29	1-4	0-2	0-0	0 0 0	1 0	2 3 1 1	0 1	7																																											
5 Cole Certa	24:59	6-10	6-9	4-4	2 2 4	2 2	22 2 2 0	0 0	13																																											
6 Brady Koehler	06:20	0-1	0-1	1-2	0 2 2	2 1	1 1 0 0	0 0	0																																											
13 Sir Mohammed	16:45	1-3	1-2	2-4	0 1 1	2 2	5 1 3 1	0 0	8																																											
14 Kebba Njie	11:26	2-3	0-0	4-4	3 1 4	3 4	8 0 0 0	0 0	-5																																											
2 Logan Imes	20:13	0-0	0-0	1-4	1 2 3	2 2	1 3 2 2	0 0	8																																											
7 Ryder Frost	13:35	5-6	4-5	1-2	1 1 2	1 1	15 1 0 0	0 0	11																																											
Team					2 2 4	0 0	0 2	0 0																																												
Totals		27-55	14-27	21-30	17 28 45	24 22	89 15 19 7	1 3	22																																											

LIU		UND		Points from Turnovers		LIU		UND		Period by Period Scoring		
Biggest lead	0 (1 st 20:00)	22 (2 nd 2:08)		Turnovers	14	21		Turnovers	14	1 st	2 nd	TOT
Best Scoring Run	6 (2 nd 6:06)	9 (1 st 16:09)		Paint	24	26		Paint	24	25	42	67
Lead Changes	0			Second Chance	12	21		Second Chance	12	25	42	67
Times Tied	0			Fast Breaks	12	9		Fast Breaks	12	40	49	89
Time with Lead	00:00	39:34		Bench	19	52		Bench	19	40	49	89

GAME 2 DETROIT MERCY, 70 NOTRE DAME, 102

Nov. 7, 2025
Purcell Pavilion (South Bend, IN)



Official Basketball Box Score - Final
Detroit Mercy at Notre Dame
11/07/25 Purcell Pavilion at the Joyce Center, Notre Dame
2025-26 Men's Basketball

Game Time: 7:00 PM
Game Duration: 1:57
Attendance: 7,608

Officials: Lamar Simpson, Jeff Pon, Chase Shaw

Detroit Merit - 70										Record: 0-2										Shooting By Period									
NO.	Name	Min	FG M-A	3P M-A	FT M-A	Rebounds OR DR TOT	Fouls PF FD	TP AS TO ST	Blocks BS BA	+/-	1 st FG%	2 nd FG%	3 rd FG%	4 th FG%	GM FG%	1 st 3PT%	2 nd 3PT%	3 rd 3PT%	4 th 3PT%	GM 3PT%	1 st FT%	2 nd FT%	3 rd FT%	4 th FT%	GM FT%				
20	London Maiden	F 12:43	2-7	0-0	0-0	1 0 1	1 0	4 0 0 0	0 0	-9	28.6	0.0	0.0	0.0	28.6	0.0	0.0	0.0	0.0	0.0	0.0	0.0	0.0	0.0	0.0	0.0			
1	Tyler Spratt	G 24:52	3-5	1-2	0-0	0 1 1	0 0	7 1 0 0	0 0	-19	60.0	50.0	0.0	0.0	60.0	50.0	0.0	0.0	0.0	0.0	0.0	0.0	0.0	0.0	0.0	0.0			
5	Orlando Lovejoy	G 17:21	3-7	0-0	0-0	0 2 2	2 5	6 6 2 2	1 0	-17	42.9	0.0	0.0	0.0	42.9	0.0	0.0	0.0	0.0	0.0	0.0	0.0	0.0	0.0	0.0	0.0			
10	Nate Johnson	G 19:59	3-6	1-3	0-0	0 0 0	0 0	5 0 1 0	0 1	-20	50.0	33.3	0.0	0.0	50.0	33.3	0.0	0.0	0.0	0.0	0.0	0.0	0.0	0.0	0.0	0.0			
33	TJ Nadeau	G 26:30	9-14	6-11	0-2	0 3 3	2 2	24 3 2 1	0 0	-23	64.3	54.5	0.0	0.0	64.3	50.0	0.0	0.0	0.0	0.0	0.0	100.0	100.0	100.0	100.0	100.0			
6	Xavier Istomin-Monroe	16:45	1-2	0-0	0-0	1 2 3	1 1	2 0 3 0	1 0	-11	50.0	0.0	0.0	0.0	50.0	0.0	0.0	0.0	0.0	0.0	0.0	0.0	0.0	0.0	0.0	0.0			
2	Je'kel Cotton	13:25	0-5	0-5	0-0	2 5 7	2 0	0 1 0 1	0 0	-11	0.0	0.0	0.0	0.0	0.0	0.0	0.0	0.0	0.0	0.0	0.0	0.0	0.0	0.0	0.0	0.0			
4	Keshawn Fisher	14:57	3-10	1-5	0-0	2 5 7	2 0	7 2 1 0	0 1	-3	30.0	20.0	0.0	0.0	30.0	20.0	0.0	0.0	0.0	0.0	0.0	0.0	0.0	0.0	0.0	0.0			
7	Ayden Carter	13:31	3-5	0-1	2-2	0 4 4	2 1	8 0 2 0	0 0	-15	60.0	0.0	0.0	0.0	60.0	0.0	0.0	0.0	0.0	0.0	0.0	0.0	0.0	0.0	0.0	0.0			
11	Lance Stone	16:13	0-3	0-2	1-2	0 0 0	3 2	1 0 0 0	0 0	-18	0.0	0.0	0.0	0.0	0.0	0.0	0.0	0.0	0.0	0.0	0.0	0.0	0.0	0.0	0.0	0.0			
23	Legend Geeter	08:11	1-2	0-1	1-2	1 2 3	0 3	3 1 0 0	1 0	-10	50.0	0.0	0.0	0.0	50.0	0.0	0.0	0.0	0.0	0.0	0.0	0.0	0.0	0.0	0.0	0.0			
13	Jared Lary	11:55	0-0	0-0	1-2	0 0 0	1 1	1 1 0 0	0 0	0	0.0	0.0	0.0	0.0	0.0	0.0	0.0	0.0	0.0	0.0	0.0	0.0	0.0	0.0	0.0	0.0			
30	Ryan Kalambay	02:21	0-0	0-0	0-0	0 0 0	0 0	0 0 0 0	0 0	-2	0.0	0.0	0.0	0.0	0.0	0.0	0.0	0.0	0.0	0.0	0.0	0.0	0.0	0.0	0.0	0.0			
25	Zak Abdalla	01:17	0-1	0-0	0-0	0 0 0	0 0	0 0 0 0	0 0	-2	0.0	0.0	0.0	0.0	0.0	0.0	0.0	0.0	0.0	0.0	0.0	0.0	0.0	0.0	0.0	0.0			
Team						1 1 2	0 0	0 1	0 0																				
Totals				28-67	9-30	5-10	8 25 33	21 15	70 15 13 5	3 2	32	41.8	25.0	50.0	0.0	41.8	50.0	25.0	0.0	0.0	50.0	88.9	100.0	100.0	100.0	88.9			

Notre Dame - 102										Record: 2-0																			
NO. Name	Min	FG M-A	3P M-A	FT M-A	Rebounds OR DR TOT	Fouls PF FD	TP AS TO ST	Blocks BS BA	+/-	Shooting By Period																			
										1 st FG%	2 nd FG%	3 rd FG%	4 th FG%	GM FG%	1 st 3PT%	2 nd 3PT%	3 rd 3PT%	4 th 3PT%	GM 3PT%	1 st FT%	2 nd FT%	3 rd FT%	4 th FT%	GM FT%					
12 Garrett Sundra	F 19:43	4-6	1-2	0-0	1 4 5	0 0	9 1 0 0	0 0	21	66.7%	50.0%	0.0%	0.0%	66.7%	50.0%	0.0%	0.0%	0.0%	0.0%	50.0%	0.0%	0.0%	0.0%	0.0%	0.0%	0.0%	0.0%	0.0%	
33 Carson Towt	F 20:59	5-7	0-0	1-2	4 6 10	1 1	11 5 1 1	0 0	25	71.4%	0.0%	0.0%	0.0%	71.4%	0.0%	0.0%	0.0%	0.0%	0.0%	71.4%	0.0%	0.0%	0.0%	0.0%	0.0%	0.0%	0.0%	0.0%	
3 Markus Burton	G 17:17	4-8	1-1	0-0	3 3 6	0 0	10 2 1 0	0 0	24	50.0%	50.0%	0.0%	0.0%	50.0%	50.0%	0.0%	0.0%	0.0%	0.0%	50.0%	0.0%	0.0%	0.0%	0.0%	0.0%	0.0%	0.0%	0.0%	
11 Brandon Shewberry	G 26:50	5-8	5-8	4-4	0 3 3	0 2	19 3 0 1	0 0	30	62.5%	62.5%	0.0%	0.0%	62.5%	62.5%	0.0%	0.0%	0.0%	0.0%	62.5%	0.0%	0.0%	0.0%	0.0%	0.0%	0.0%	0.0%	0.0%	
13 Sir Mohammed	G 22:58	4-9	0-1	2-4	2 4 6	1 4	10 6 2 0	0 1	23	44.4%	0.0%	0.0%	0.0%	44.4%	0.0%	0.0%	0.0%	0.0%	0.0%	44.4%	0.0%	0.0%	0.0%	0.0%	0.0%	0.0%	0.0%	0.0%	
2 Logan Iles	19:56	2-6	1-3	1-2	1 4 5	0 1	6 0 0 1	0 0	14	33.3%	0.0%	0.0%	0.0%	33.3%	0.0%	0.0%	0.0%	0.0%	0.0%	33.3%	0.0%	0.0%	0.0%	0.0%	0.0%	0.0%	0.0%	0.0%	
5 Cole Cesta	20:56	2-8	2-7	0-0	0 0 1	1 1	6 1 0 0	0 0	14	25.0%	0.0%	0.0%	0.0%	25.0%	0.0%	0.0%	0.0%	0.0%	0.0%	25.0%	0.0%	0.0%	0.0%	0.0%	0.0%	0.0%	0.0%	0.0%	
7 Ryder Frost	13:08	3-6	2-5	2-2	0 1 1	1 1	10 0 1 1	0 0	3	50.0%	0.0%	0.0%	0.0%	50.0%	0.0%	0.0%	0.0%	0.0%	0.0%	50.0%	0.0%	0.0%	0.0%	0.0%	0.0%	0.0%	0.0%	0.0%	
14 Kebba Nije	14:56	2-4	0-0	2-3	1 5 6	3 2	6 0 0 1	0 1	10	50.0%	0.0%	0.0%	0.0%	50.0%	0.0%	0.0%	0.0%	0.0%	0.0%	50.0%	0.0%	0.0%	0.0%	0.0%	0.0%	0.0%	0.0%	0.0%	
6 Brady Kohler	14:32	4-6	2-4	0-0	1 3 4	3 0	10 0 1 0	0 1	3	66.7%	0.0%	0.0%	0.0%	66.7%	0.0%	0.0%	0.0%	0.0%	0.0%	66.7%	0.0%	0.0%	0.0%	0.0%	0.0%	0.0%	0.0%	0.0%	
0 Brady Stevens	03:08	1-1	0-0	0-0	0 0 0	0 0	2 0 0 0	0 0	-1	0.0%	0.0%	0.0%	0.0%	0.0%	0.0%	0.0%	0.0%	0.0%	0.0%	0.0%	0.0%	0.0%	0.0%	0.0%	0.0%	0.0%	0.0%		
34 Matthew MacLellan	03:01	0-0	0-0	0-0	0 0 0	1 0	0 1 0 0	0 0	-1	0.0%	0.0%	0.0%	0.0%	0.0%	0.0%	0.0%	0.0%	0.0%	0.0%	0.0%	0.0%	0.0%	0.0%	0.0%	0.0%	0.0%	0.0%		
Team					0 1 0	0 0																							
Totals		36:49	14:32	16:22	11 33 44	15 21	102 19 7 8	2 3 32	32																				
Maine																													



2025-26 Notre Dame Men's Basketball

GAME


5

BELLARMINE, 79

NOTRE DAME, 86

Nov. 24, 2025

MGM Grand Garden Arena (Las Vegas)



Official Basketball Box Score - Final

Bellarmine at Notre Dame

11/19/25 Purcell Pavilion at the Joyce Center, Notre Dame

2025-26 Men's Basketball

Game Time: 7:09 PM

Game Duration: 2:11

Attendance: 3,678

Officials: Bill Covington Jr., Tony Henderson, Joe Switzer

Bellarmine - 79

Record: 1-4

NO. Name	Min	FG M-A	3P M-A	FT M-A	Rebounds OR DR TOT	Fouls PF FD	TP	AS	TO	ST	Blocks BS BA	+/-
11 Brian Waddell	F 33:46	6-10	1-3	5-7	1 4 5	2 5	18	1	4	2	0 0	4
23 Sam Donald	F 25:02	0-6	0-4	2-2	0 1 1	3 1	2	0	2	3	0 1	-17
32 Jack Karasinski	F 29:20	6-9	2-5	3-5	0 4 4	3 5	17	0	2	1	0 0	3
2 Tyler Doyle	G 03:33	0-0	0-0	0 0 0	0 0 0	0 0	0	0	0	1	0 0	-5
8 Kenyon Goodin	G 33:14	3-4	1-2	3-3	0 2 2	4 3	10	2	1	0	0 0	-11
24 Michael Wilson Jr.	28:49	4-6	2-4	7-8	0 0 0	3 4	17	0	1	1	0 0	-1
22 Darius Bolden	10:21	1-2	0-1	0-0	0 0 0	3 0	2	1	1	0	0 0	-4
5 Myles Watkins	20:52	4-6	1-2	2-2	0 3 3	3 2	11	3	2	0	0 0	-6
10 Grant Whitaker	10:30	0-1	0-0	0-0	1 1 1	0 3	0	0	0	0	0 0	-4
7 Donovan Hunter	04:33	1-2	0-1	0-0	1 0 1	1 0	2	0	0	0	0 0	-6
Team					0 0 0	0 0	0					
Totals		25-46	7-22	22-27	2 15 17	22 23	79	7	13	8	0 1	-7

Major Fouls: NONE

Notre Dame - 86

Record: 4-1

NO. Name	Min	FG M-A	3P M-A	FT M-A	Rebounds OR DR TOT	Fouls PF FD	TP	AS	TO	ST	Blocks BS BA	+/-
12 Garrett Sundra	F 09:43	0-0	0-0	0 0 0	1 0 1	2 0	0	0	2	0	0 0	5
33 Carson Towt	F 29:23	4-6	0-0	4-6	3 8 11	2 5	12	0	2	0	0 0	12
3 Markus Burton	G 31:00	10-13	2-4	3-3	0 1 1	4 3	25	4	2	1	0 0	7
10 Jalen Haralson	G 29:57	6-12	0-2	4-9	3 1 4	2 7	16	5	1	0	0 0	13
11 Braeden Shrewsberry	G 28:56	2-5	2-5	1-2	0 4 4	3 1	7	0	1	0	1 0	12
6 Brady Koehler	13:02	2-3	0-1	0-0	1 2 3	3 0	4	0	1	0	0 0	4
13 Sir Mohammed	17:43	0-1	0-0	0-0	0 0 0	3 0	0	0	1	2	0 0	-17
5 Cole Carter	20:09	2-5	2-5	6-6	1 1 2	2 3	12	1	2	0	0 0	4
14 Kebba Njie	07:35	0-1	0-0	4-4	0 2 2	1 2	4	0	1	0	0 0	-6
2 Logan Imes	12:32	2-3	1-2	1-2	0 2 2	1 1	6	0	0	0	0 0	1
Team					0 1 1	0 0	0		1			
Totals		28-49	7-19	23-32	9 22 31	23 22	86	10	14	3	1 0	7

Major Fouls: NONE

Shooting By Period

1st FG% 10-22 45.0%

3PT% 3-12 25.0%

FT% 7-8 87.5%

2nd FG% 15-24 62.5%

3PT% 4-10 40.0%

FT% 15-19 78.9%

GM FG% 25-46 54.3%

3PT% 7-22 31.8%

FT% 22-27 81.5%

Dead Ball Rebounds: 2.0

GAME


6

(RV/RV) KANSAS, 71

NOTRE DAME, 61

Nov. 24, 2025

MGM Grand Garden Arena (Las Vegas)



Official Basketball Box Score - Final

Notre Dame at Kansas

11/24/25 MGM Grand Garden Arena, Las Vegas

2025-26 Men's Basketball

Game Time: 12:30 PM

Game Duration: 1:52

Officials: Lee Cassell, Orlando Poole, Chance Moore

Notre Dame - 61

Record: 4-2

NO. Name	Min	FG M-A	3P M-A	FT M-A	OR DR TOT	Fouls PF FD	TP	AS	TO	ST	Blocks BS BA	+/-
12 Garrett Sundra	F 22:50	1-6	0-2	0-0	2 1 3	1 1 2	2	0	0	0	1 1	-2
33 Carson Towt	F 27:32	1-4	0-0	0-0	2 8 10	3 0 2	2	0	1	2	0 1	-11
3 Markus Burton	G 34:39	9-18	0-3	6-6	1 2 3	2 4 24	1	3	3	0	3 1	-1
10 Jalen Haralson	G 24:54	5-14	0-2	3-5	3 2 5	3 4 13	1	1	0	1	2	-12
11 Braeden Shrewsberry	G 33:39	3-9	3-9	0-0	0 2 2	1 0 9	1	0	0	0	0 0	-11
5 Cole Carter	21:19	1-5	1-5	2-2	0 1 1	0 1 5	1	0	1	0	0 0	-2
14 Kebba Njie	10:53	0-0	0-0	2-2	0 3 3	2 2 1	2	0	1	0	0 0	3
6 Brady Koehler	04:22	0-0	0-0	0-0	0 0 0	0 0 0	0	0	0	0	0 0	-5
13 Sir Mohammed	13:57	2-6	0-1	0-0	1 4 5	0 0 4	0	0	2	0	2 0	-3
2 Logan Imes	03:13	0-1	0-1	0-0	0 0 0	1 0 0	0	0	0	0	0 0	-9
7 Ryder Frost	02:42	0-1	0-1	0-0	0 0 0	0 0 0	0	0	0	0	0 0	-1
Team					1 1 2	0 0 0	0		0			
Totals		22-64	4-24	13-15	10 24 34	13 11 61	6	5	7	4	8 10	-19

Major Fouls: Burton (F) 1 1st 11:19

Kansas - 71

Record: 4-2

NO. Name	Min	FG M-A	3P M-A	FT M-A	OR DR TOT	Fouls PF FD	TP	AS	TO	ST	Blocks BS BA	+/-
15 Bryson Tiller	F 35:04	8-15	0-5	1-2	0 9 9	1 3 17	2	2	2	0	1 1	8
40 Floory Bidunga	F 33:40	8-15	0-3	2-3	3 6 9	1 5 18	5	2	2	0	5 1	15
3 Tre White	G 34:27	5-12	2-3	4-6	4 5 9	1 3 16	2	4	2	2	0 0	5
2 Kohl Rosario	G 19:17	0-1	0-1	0-0	0 0 0	3 0 0	0	0	0	0	0 0	-2
14 Melvin Council Jr.	G 38:18	5-11	2-6	0-0	0 5 5	1 1 12	4	2	2	2	0 0	4
1 Jayden Dawson	04:13	0-0	0-0	0-0	0 0 0	0 0 0	0	0	0	0	0 0	-1
13 Elmarko Jackson	14:29	1-2	1-2	0-0	0 1 1	1 0 3	1	0	1	0	1 0	10
11 Jamari McDowell	18:15	1-4	1-3	2-2	0 2 2	3 1 5	1	1	0	0	1 1	9
6 Samis Calderon	02:17	0-0	0-0	0-0	0 0 0	0 0 0	0	0	0	0	0 0	-4
Team					3 6 9	0 0 0	0		0			
Totals		28-60	6-20	9-13	10 34 44	11 13 71	16	9	2	2	8 4	10

Major Fouls: NONE

Shooting By Period

1st FG% 9-28 32.1%

3PT% 3-13 23.1%

FT% 11-13 84.6%

2nd FG% 13-36 36.1%

3PT% 1-11 9.1%

FT% 2-2 100%

GM FG% 22-64 34.4%

3PT% 4-24 16.7%

FT% 13-15 86.7%

Dead Ball Rebounds: 0.0

GAME


7

RUTGERS, 63

NOTRE DAME, 68

Nov. 25, 2025

MGM Grand Garden Arena (Las Vegas)



Official Basketball Box Score - Final

Notre Dame at Rutgers

11/25/25 MGM Grand Garden Arena, Las Vegas

2025-26 Men's Basketball

Game Time: 10:00 AM

Game Duration: 1:58

Officials: Paul Selez, Lucas Santos, Isaac Bennett

Notre Dame - 68

Record: 1-0

NO. Name	Min	FG	3P	FT	Rebounds	Fouls	TP	AS	TO	ST	Blocks	+/-
		M-A	M-A	M-A	OR DR TOT	PF FD					BS BA	
33 Carson Towt	F 24:22	1-3	0-0	0-0	3 3 6	1 2	2	0	0	1	1 2	-8
3 Markus Burton	G 33:58	9-13	2-4	1-1	2 4 6	3 2	21	5	6	3	0 0	8
10 Jalen Haralson	G 28:31	6-12	0-0	3-4	0 1 1	4 4	15	1	1	0	0 1	3
11 Braeden Shrewsberry	G 33:03	5-11	3-6	0-0	2 2 2	1 0	13	1	1	0	0 1	-6
13 Sir Mohammed	G 23:01	2-2	0-0	2-2	1 3 4	0 2	6	3	5	1	0 0	4
12 Garrett Sundra	17:12	2-5	1-2	0-1	1 3 4	2 1	5	0	0	0	1 0	6
14 Kebba Njie	14:12	0-0	0-0	0-0	3 3 1	0 0	0	0	1	0	0 0	15
2 Logan Imes	11:18	1-2	1-1	0-1	0 3 3	1 3	3	0	0	0	0 0	0
5 Cole Carter	10:30	0-4	0-3	0-0	1 1 1	1 0	0	1	0	0	0 0	2
6 Brady Koehler	03:25	1-2	0-0	1 0 1	0 0 0	3 0	0	0	0	0	0 0	3
7 Ryder Frost	00:28	0-0	0-0	0-0	0 0 0	0 0	0	0	0	0	0 0	-2
Team					5 1 6	0 0	0		2			
Totals		27-55	9-18	6-9	13 24 37	14 14	68	11	16	8	2 4	5

Major Fouls: NONE

Rutgers - 63

Record: 0-1

NO. Name	Min	FG	3P	FT	Rebounds	Fouls	TP	AS	TO	ST	Blocks	+/-
		M-A	M-A	M-A	OR DR TOT	PF FD					BS BA	
9 Dylan Grant	F 33:40	5-8	3-5	2-2	2 5 7	1 2	15	2	2	1	1 0	0
27 Denis Badaoui	F 25:03	2-6	1-4	0-0	1 2 3	1 1	5	2	1	0	0 0	5
21 Emmanuel Ogbole	C 11:45	0-0	0-0	0 0 0	0 2 2	1 0	0	0	3	0	2 0	-17
0 Tariq Francis	G 21:38	2-7	1-3	5-5	1 0 1	4 2	10	2	1	1	0 0	-5
1 Jamichael Davis	G 32:41	7-12	5-7	2-2	2 1 3	3 2	21	3	1	1	1 0	4
5 Darren Buchanan Jr.	14:23	1-3	0-0	0-0	0 0 0	0 2	3	0	1	0	0 1	-9
13 Harun Zino	17:11	1-5	1-5	0-0	0 1 1	2 1	3	2	2	0	0 0	-5
2 Lino Mark	07:59	0-1	0-0	0-0	1 1 2	0 0	0	1	1	1	0 0	-6
15 Geovante Ware	03:43	0-0	0-0	0 0 0	0 2 2	0 0	0	0	0	0	0 0	-3
3 Kaden Powers	04:17	0-3	0-3	0-0	0 0 0	0 0	0	0	1	0	0 0	-5
4 Bryce Dortch	03:43	0-0	0-0	0 0 0	0 0 0	0 0	0	0	0	0	0 0	-3
Team					10 13 23	10 10	44	11	16	7	4 0	1
Totals		27-55	9-18	6-9	13 24 37	14 14	68	11	16	8	2 4	5

Major Fouls: NONE

Shooting FG by Period

1st	FG%	15-34	44.1%
2nd	FG%	6-13	46.2%
3rd	FG%	0-0	0%
4th	FG%	12-21	57.1%
1st	FT%	2-5	40.0%
2nd	FT%	6-9	66.7%
3rd	FT%	27-55	49.1%
4th	FT%	3-18	44.4%
FT%	6-9	66.7%	

Dead Ball Rebounds: 1-0



2025-26 Notre Dame Men's Basketball

GAME	9	(RV/RV) MISSOURI, 71
		NOTRE DAME, 76
Dec. 2, 2025 Purcell Pavilion (South Bend, IN)		

	Official Basketball Box Score - Final		Game Time: 9:00 PM
	Missouri at Notre Dame		Game Duration: 2:14
	12/02/25 Purcell Pavilion at the Joyce Center, Notre Dame		Attendance: 4,986
2025-26 Men's Basketball			

NO. Name	Min	FG		3P	FT	Rebounds		Fouls	TP	AS	TO	ST	Blocks		+/-
		M-A	M-A			OR	DR						BS	BA	
14 Jevon Porter	F 11:32	0-2	0-1	0-2	1	2	3	1	1	0	2	0	0	0	-3
25 Mark Mitchell	F 37:38	8-17	1-4	9-11	0	5	5	2	7	26	1	3	2	1	-7
15 Shawn Phillips Jr.	C 23:45	3-5	0-0	0-1	0	2	2	3	1	6	0	1	0	0	-7
0 Anthony Robinson II	G 36:56	3-8	0-3	0-0	1	6	7	5	2	6	3	5	5	0	2
12 Sebastian Mack	G 06:26	1-4	0-2	0-0	0	1	1	0	2	0	1	1	0	1	-8
6 Anzor Boateng	12:52	1-3	0-0	1-2	0	0	0	2	1	3	1	1	0	0	3
45 Luke Northweather	16:15	0-1	0-1	0-1	1	1	2	2	1	0	1	0	0	0	2
35 Jacob Crews	31:23	6-11	5-10	5-6	1	1	2	4	3	22	0	1	0	0	-1
5 T.O. Barrett	23:14	2-3	0-0	2-2	0	1	1	0	3	6	4	0	1	0	-6
Team						5	3	8	0	0	1				
Totals		24-54	6-21	17-25	9	22	31	19	19	71	12	12	10	1	2

NO. Name	Min	FG		3P	FT	Rebounds		Fouls	TP	AS	TO	ST	Blocks		+/-
		M-A	M-A			OR	DR						BS	BA	
12 Garrett Sundra	F 21:36	1-5	0-4	0-0	0	4	4	1	1	2	1	1	0	0	-5
33 Carson Towt	F 22:50	1-1	0-0	0-0	1	8	9	3	0	2	1	1	0	0	-8
3 Markus Burton	G 38:02	6-15	2-7	4-4	1	4	5	3	4	18	10	2	1	0	10
10 Jalen Haralson	G 21:30	5-7	0-0	3-4	1	3	4	5	3	13	2	2	1	0	1
11 Braden Shrewsberry	G 35:28	3-9	3-9	2-2	0	3	3	1	4	11	1	0	0	0	12
6 Brady Koehler	07:58	1-2	1-1	0-0	0	0	0	3	1	3	0	2	1	1	0
13 Sir Mohammed	08:37	1-3	0-2	0-0	0	1	1	1	0	2	2	0	0	0	-6
14 Kebba Njie	17:39	2-2	0-0	2-4	0	0	0	0	2	6	0	0	0	1	13
5 Cole Certa	17:16	4-7	4-7	2-2	0	0	0	0	14	1	0	0	0	0	10
2 Logan Imes	07:50	1-1	1-1	2-2	0	0	2	0	3	5	0	2	1	0	-2
7 Ryder Frost	01:14	0-2	0-2	0-0	0	0	0	0	0	0	0	0	0	0	-6
Team						2	3	5	1	0	1				
Totals		25-54	11-33	15-18	7	26	33	20	18	76	16	13	4	2	1

Biggest lead	12 (1 st 0:45)	7 (2 nd 12:04)	Points from Turnovers	23	9	Period by Period Scoring
						1st 2nd TOT
Best Scoring Run	11 (2 nd 8:28)	11 (2 nd 12:04)	Paint	34	24	
Lead Changes	8		Second Chance	8	5	
Times Tied	7		Fast Breaks	22	15	
Time with Lead	23:52	10:39	Bench	31	30	
						ND 33 43 76

GAME	11	IDAHO, 65
		(RV/-) NOTRE DAME, 80
Dec. 10, 2025 Purcell Pavilion (South Bend, IN)		

	Official Basketball Box Score - Final		Game Time: 7:00 PM
	Idaho at Notre Dame		Game Duration: 1:46
	12/10/25 Purcell Pavilion at the Joyce Center, Notre Dame		Attendance: 3,687
	2025-26 Men's Basketball		
	Idaho - 65		Officials: Roger Ayers, Bert Smith, Clare Aubry

NO. Name	Min	FG		3P	FT	Rebounds		Fouls	TP	AS	TO	ST	Blocks		+/-
		M-A	M-A			OR	DR						BS	BA	
0 Brody Roubury	F 21:32	4-6	1-1	2-2	0	4	4	4	1	11	1	0	0	0	-2
12 Jackson Rasmussen	F 36:48	7-17	2-4	0-0	1	3	4	0	16	2	1	1	0	3	-12
3 Biko Johnson	G 30:26	5-10	3-6	6-6	3	0	3	1	4	19	2	0	1	0	-7
7 Jack Payne	G 19:42	1-6	0-3	0-0	0	1	1	2	0	2	2	0	0	0	-10
14 Kolton Mitchell	G 34:24	3-8	1-5	1-2	0	6	6	2	1	8	2	3	0	1	-20
21 Seth Joba	21:40	1-6	1-2	0-0	1	4	5	1	1	3	1	0	0	1	-16
5 Isaiah Brickner	18:30	1-3	1-1	0-0	0	2	2	1	1	3	2	0	0	0	-2
1 Trevon Blasingame	12:14	1-1	1-1	0-0	1	0	1	1	0	3	1	1	0	0	-6
24 Miles Klapper	04:44	0-1	0-1	0-0	0	0	0	0	0	0	1	1	0	0	0
Team						1	0	1	0	0					
Totals		23-58	10-24	9-10	7	20	27	12	8	65	13	6	3	2	5

NO. Name	Min	FG		3P	FT	Rebounds		Fouls	TP	AS	TO	ST	Blocks		+/-
		M-A	M-A			OR	DR						BS	BA	
12 Garrett Sundra	F 18:56	1-1	0-0	0-1	1	3	4	0	0	2	1	0	0	0	2
33 Carson Towt	F 31:29	9-12	0-0	1-1	6	19	5	3	3	19	3	2	0	1	0
5 Cole Certa	G 31:50	5-7	3-4	2-2	1	2	3	0	1	15	1	0	1	0	14
10 Jalen Haralson	G 25:18	8-16	0-0	4-7	1	1	2	2	4	20	2	2	0	0	17
11 Braden Shrewsberry	G 26:57	5-9	4-7	0-0	0	2	2	1	2	14	2	1	1	0	10
2 Logan Imes	19:13	1-5	0-1	0-0	0	1	1	0	1	2	4	1	0	0	6
6 Brady Koehler	22:06	1-3	0-0	0	0	4	4	1	1	2	0	0	0	4	15
13 Sir Mohammed	14:42	2-7	2-2	0-0	0	2	2	0	0	6	1	1	0	0	-2
14 Kebba Njie	07:29	0-1	0-0	0-0	1	2	3	1	0	0	1	1	0	0	4
Team						1	2	3	0	0	1				
Totals		32-61	9-14	7-10	11	28	39	8	12	80	15	9	2	5	15

Biggest lead	2 (1 st 19:03)	15 (2 nd 1:47)	Points from Turnovers	8	6	Period by Period Scoring
						1st 2nd TOT
Best Scoring Run	10 (1 st 4:48)	9 (2 nd 1:47)	Paint	22	46	
Lead Changes	5		Second Chance	5	10	
Times Tied	5		Fast Breaks	8	3	
Time with Lead	01:30	33:30	Bench	9	10	
						ID 33 32 65

GAME	10	NOTRE DAME, 87
		TCU, 85 (OT)
Dec. 5, 2025 Schollmaier Arena (Fort Worth, Texas)		

	Official Basketball Box Score - Final		Game Time: 7:00 PM
	Notre Dame at TCU		Game Duration: 2:34
	12/05/25 Ed and Rae Schollmaier Arena, Fort Worth		Attendance: 5,706
2025-26 Men's Basketball			

NO. Name	Min	FG		3P	FT	Rebounds		Fouls	TP	AS	TO	ST	Blocks		+/-
		M-A	M-A			OR	DR						BS	BA	
12 Garrett Sundra	F 23:04	2-2	2-2	0-0	2	3	5	1	2	6	2	3	0	0	4
33 Carson Towt	F 32:51	6-6	0-0	1-5	2	7	9	5	4	13	4	1	1	0	10
3 Markus Burton	G 10:17	3-6	0-1	0-0	0	0	0	0	0	6	5	0	1	0	-2
10 Jalen Haralson	G 37:56	8-12	0-1	4-7	1	4	5	3	5	20	9	5	0	1	13
11 Braden Shrewsberry	G 37:52	5-10	3-7	2-4	0	5	5	1	2	15	4	2	0	0	8
6 Brady Koehler	13:25	2-5	0-1	0-2	2	2	4	2	2	4	1	2	0	0	-1
5 Cole Certa	32:31	6-14	6-12	2-2	1	1	2	2	1	20	1	0	0	0	4
13 Sir Mohammed	10:09	0-3	0-1	0-0	0	1	1	2	0	0	1	0	0	1	-15
14 Kebba Njie	11:42	0-0	0-0	0	0	3	3	1	1	0	0	0	0	0	-6
2 Logan Imes	15:04	1-2	1-1	0-0	0	0	0	0	3	3	0	0	0	0	-7
7 Ryder Frost	00:10	0-0	0-0	0-0	0	1	1	0	0	0	0	0	0	0	-2
Team						0	1	1	0	0	1				
Totals		33-60	12-26	9-20	8	28	36	20	17	87	27	14	2	2	1

Major Fouls: Towt (TF) 2 nd 3:47																
TCU - 85		Record: 5-3														
NO. Name	Min	FG		3P	FT	Rebounds		Fouls	TP	AS	TO	ST	Blocks		+/-	
		M-A	M-A			OR	DR						BS	BA		
15 David Punch	F 38:29	6-11	1-3	7-10	0	7	7	1	5	20	1	1	1	1	0	
24 Xavier Edmonds	F 17:38	2-3	1-2	0-1	1	2	3	4	4	5	3	2	0	0	-10	
1 Jayden Pierre	G 38:45	6-12	4-7	1-2	1	1	2	1	1	17	2	2	1	0	4	
2 Brock Harding	G 36:04	5-10	2-5	0-0	1	1	2	3	1	12	8	0	0	1	-6	
3 Lutauros Leleivicius	G 24:24	3-7	1-5	0-0	0	5	5	3	0	7	2	1	0	0	-1	
5 Micah Robinson	30:47	3-7	2-4	5-8	1	3	4	2	5	13	2	2	4	0	0	
55 Tanner Toolson	19:03	2-5	1-2	0-0	2	2	0	2	5	1	1	0	0	0	8	
00 Chase Reese	18:40	2-5	0-1	2-2	0	1	1	1	1	6	0	0	0	0	0	
23 Vyanney Salatchum	01:01	0-0	0-0	0-0	0	0	0	1	0	0	0	0	0	0	-1	
Team					1	2	3	0	0	0	0					
Totals	29:60	12-29	15-23	5-23	2-8	28	18	19	85	20	8	6	1	2	-2	
Major Fouls: Edmonds (TF) 2 nd 3:47 Edmonds (TF) 2 nd 3:47 Edmonds (TF) 2 nd 3:47 Edmonds (TF) 2 nd 3:47 Edmonds (TF) 2 nd 3:47																
														Shooting By Period		
														1 st FGM	17-27	63.0%
														3 rd FGM	8-14	57.1%
														FT%	3-4	75%
														2 nd FGM	10-26	38.5%
														3 rd FGM	31-1	27.3%
														FT%	8-13	61.5%
														OT FGM	2-7	28.6%
														3 rd FGM	1-4	25.0%
														FT%	0-1	0%
														GM FGM	29-60	48.3%
														3 rd FGM	12-29	41.4%
														FT%	15-23	65.2%
														Dead Ball Fouls: 6, 0		



2025-26 Notre Dame Men's Basketball

GAME
13

PURDUE FORT WAYNE, 72
(RV/-) NOTRE DAME, 69

Dec. 21, 2025
Purcell Pavilion (South Bend, IN)



Official Basketball Box Score - Final
Purdue Fort Wayne at Notre Dame
12/21/25 Purcell Pavilion at the Joyce Center, Notre Dame
2025-26 Men's Basketball

Game Time: 2:00 PM
Game Duration: 2:15
Attendance: 5,366

Officials: Tony Henderson, Justin Porterfield, Greg Evans

Purdue Fort Wayne - 72

Record: 8-6

NO. Name	Min	FG M-A	3P M-A	FT M-A	Rebounds OR DR TOT	Fouls PF FD	TP	AS	TO	ST	Blocks BS BA	+/-
11 Maximus Nelson	F 26:00	3-7	3-7	2-2	0 1 1	0 1 1	11	1	0	0	1 0	-8
34 Darius Duffly	F 24:58	0-1	0-0	0-0	0 3 3	4 1 0	0	0	0	0	0 0	8
2 Mikale Stevenson	G 31:29	6-13	3-7	3-4	1 0 1	0 3 18	2	0	2	0	0 0	2
9 DeAndre Craig	G 32:13	5-13	1-7	3-5	0 3 3	1 4 14	0	2	1	0	1 1	-6
10 Corey Hadnot II	G 35:48	10-16	4-7	5-6	0 6 6	2 4 29	2	4	3	0	0 0	7
13 Deangelo Elisee	11:38	0-1	0-0	0-0	0 1 1	1 1 1	0	0	0	0	1 1	-3
1 Ebrahim Kaba	10:22	0-3	0-2	0-0	2 1 3	2 1 0	0	1	0	0	1 6	
4 Chris Morgan	12:20	0-2	0-2	0-0	0 3 3	5 0 0	0	0	0	0	0 0	7
5 EJ Mosley	08:27	0-2	0-2	0-0	0 1 1	1 0 0	1	0	0	0	0 5	
15 Yuval Levin	06:45	0-1	0-1	0-0	0 1 1	1 2 0	1	0	1	0	0 1	
Team					2 3 5	0 0	0	1				
Totals		24-59	11-35	13-17	5 23 28	17 17 72	7	8	7	1	3 3	

Shooting By Period		
1st FG%	11-31	35.5%
3PT%	4-17	23.5%
FT%	1-1	100%
2nd FG%	13-28	46.4%
3PT%	7-18	38.9%
FT%	12-16	75%
GM FG%	24-59	40.7%
3PT%	11-35	31.4%
FT%	13-17	76.5%

Dead Ball Rebounds: 5, 1

Notre Dame - 69

Record: 9-4

NO. Name	Min	FG M-A	3P M-A	FT M-A	Rebounds OR DR TOT	Fouls PF FD	TP	AS	TO	ST	Blocks BS BA	+/-
12 Garrett Sundra	F 25:18	2-5	0-3	1-2	1 4 5	0 1 1	5	0	0	0	1 0	0
33 Carson Towt	F 26:48	3-6	0-0	0-0	6 4 10	3 1 6	3	1	1	0	0 0	7
5 Cole Certa	G 25:03	2-8	1-7	2-2	0 1 1	2 2 7	1	0	0	0	0 0	-7
10 Jalen Haralson	G 27:08	6-13	0-0	9-11	5 4 9	1 9 21	4	6	0	1	1 0	-5
11 Braeden Shrewsberry	G 34:53	4-11	3-8	2-2	0 3 3	3 1 13	1	1	0	1	0 0	-5
2 Logan Imes	27:56	5-10	2-6	0-0	0 4 4	4 1 12	2	1	4	0	0 0	2
6 Brady Koehler	08:57	1-3	1-2	0-0	0 1 1	2 1 3	0	2	0	0	0 0	2
13 Sir Mohammed	10:07	1-4	0-1	0-0	1 3 4	2 0 2	0	2	0	0	0 0	-5
14 Kebba Njie	07:51	0-0	0-0	0-0	0 2 2	1 0 0	0	1	0	0	0 0	-3
7 Ryder Frost	02:40	0-0	0-0	0-0	0 0 0	0 0 0	0	0	0	0	0 0	2
34 Matthew MacLellan	03:19	0-0	0-0	0-0	0 2 2	0 0 0	0	0	0	0	0 0	-6
Team					1 1 2	0 0	0	1				
Totals		24-60	7-27	14-17	14 29 43	18 16 69	11	15	5	3	1 -3	

Major Fouls: Koehler (TF) 2 nd 11:02

PFW		ND		Points from		PFW		ND		Period by Period Scoring	
Biggest lead	11 (1 st 4:27)	4 (1 st 18:42)	Turnovers	15	6	1st	2nd	TOT			
Best Scoring Run	8 (1 st 13:48)	10 (2 nd 19:31)	Paint	24	34	PFW	27	45	72		
Lead Changes	3		Second Chance	4	10	ND	24	45	69		
Times Tied	2		Fast Breaks	8	21						
Time with Lead	35:25	02:30	Bench	0	17						

GAME
15

NOTRE DAME, 71
CAL, 72

Jan. 2, 2026
Haas Pavilion (Berkeley, CA)



Official Basketball Box Score - Final
Notre Dame at California
01/02/26 Haas Pavilion, Berkeley
2025-26 Men's Basketball

Game Time: 8:00 PM
Game Duration: 2:10
Attendance: 5,158

Officials: Tommy Morrissey, Rick Crawford, Adam Flore

Notre Dame - 71

Record: 10-5 (1-1)

NO. Name	Min	FG M-A	3P M-A	FT M-A	OR	Reb	Tot	Fouls PF	FD	TP	AS	TO	ST	Blocks BS	BA	+
12 Garrett Sundra	F 21:37	0-3	0-0	0-0	0	3	3	2	0	0	0	0	0	0	0	0
33 Carson Towt	F 27:35	4-4	0-0	0-1	6	9	15	0	1	8	2	1	0	0	0	0
2 Logan Imes	G 34:43	0-4	0-0	0-0	0	8	8	2	1	0	6	1	0	0	1	0
10 Jalen Haralson	G 30:37	5-9	2-3	5-10	1	3	4	1	8	17	4	2	0	1	0	0
11 Braeden Shrewsberry	G 30:47	5-17	5-12	6-6	1	4	5	2	4	21	1	0	0	0	0	0
6 Brady Koehler	06:13	2-3	1-2	0-0	0	1	1	3	0	5	0	0	0	0	0	0
13 Sir Mohammed	08:48	1-3	0-1	0-2	1	0	1	1	1	2	1	1	0	0	0	0
14 Kebba Njie	12:11	0-1	0-0	0-0	0	1	1	3	1	0	0	1	0	0	0	0
5 Cole Certa	23:41	4-10	3-7	5-7	1	1	2	0	5	16	0	1	0	0	0	0
24 Mark Zackery IV	03:48	1-1	0-0	0-0	0	0	1	1	0	2	0	0	0	0	0	0
Team					2	1	3	0	0	0	0	0				
Totals		22-55	11-31	16-26	12	32	44	15	21	71	14	7	0	1	1	0

Shooting By Period		
1st FG%	12-30	40.0%
3PT%	5-14	35.7%
FT%	2-8	25%
2nd FG%	10-25	40.0%
3PT%	6-17	35.3%
FT%	14-18	77.8%
GM FG%	22-55	40.0%
3PT%	11-31	35.5%
FT%	16-26	61.5%

Dead Ball Rebounds: 5, 0

California - 72

Record: 13-2 (1-1)

NO. Name	Min	FG M-A	3P M-A	FT M-A	Rebounds OR DR TOT	Fouls PF FD	TP	AS	TO	ST	Blocks BS BA	+
2 John Camden	F 31:20	1-10	1-9	0-0	0 3 3	3 1 3	3	3	0	1	0 0	-
22 Chris Bell	F 30:42	5-11	1-7	4-5	0 5 5	2 3 15	0	0	1	0	0 0	-
3 Lee Dort	F 23:07	2-5	0-0	0-0	3 8 11	4 1 4	0	1	0	0	0 0	-
7 Dai Dai Ames	G 34:29	9-16	4-9	1-1	0 1 1	3 2 23	3	1	0	0	0 0	-
10 Justin Phippen	G 29:19	4-11	3-8	3-5	2 2 4	1 4 14	3	0	0	1	0 0	-
8 Miles Ilic	15:03	3-4	0-0	1-1	1 3 4	4 3 7	1	0	0	1	0 0	-
21 Nolan Dorsey	17:53	0-3	0-0	0-0	0 0 0	1 0 0	0	0	0	0	0 0	-
3 Semetri (TT) Carr	16:31	2-3	2-3	0-0	0 2 2	3 1 6	3	0	1	0	0 0	-
17 Mantas Kocanas	01:36	0-1	0-0	0-0	1 0 1	0 0 0	0	0	0	0	0 0	-
Team					2 1 3	0 0	0	0				
Totals		26-64	11-39	9-12	9 25 34	21 15 72	13	3	4	1	1	

Shooting By Period		
1st FG%	9-28	32.1%
3PT%	3-17	17.6%
FT%	6-9	66.7%
2nd FG%	17-36	47.2%
3PT%	8-22	36.4%
FT%	3-3	100%
GM FG%	26-64	40.6%
3PT%	11-39	28.2%
FT%	9-12	75.0%

Dead Ball Rebounds: 0, 1

Major Fouls: NONE

UND		CAL		Points from		UND		CAL		Period by Period Scoring	
Biggest lead	12 (1 st 8:36)	7 (2 nd 7:19)	Turnovers	0	11	1st	2nd	TOT			
Best Scoring Run	9 (2 nd 0:29)	7 (1 st 5:13)	Paint	18	24	UND	31	40	71		
Lead Changes	5		Second Chance	7	8						
Times Tied	4		Fast Breaks	10	13						
Time with Lead	24:51	13:40	Bench	25	13						

GAME
14

NOTRE DAME, 47
STANFORD, 40

Dec. 30, 2025
Maples Pavilion (Stanford, CA)



Official Basketball Box Score - Final
Notre Dame at Stanford
12/30/25 Maples Pavilion, Stanford
2025-26 Men's Basketball

Game Time: 6:00 PM
Game Duration: 2:01
Attendance: 3,866

Officials: Tommy Morrissey, Marques Pettigrew, Chase Shaw

Notre Dame - 47

Record: 10-4 (1-0)

NO. Name	Min	FG M-A	3P M-A	FT M-A	Rebounds OR DR TOT	Fouls PF FD	TP	AS	TO	ST	Blocks BS BA	+/-
12 Garrett Sundra	F 31:43	3-6	2-3	0-0	2 2 4	2 0 8	2	0	0	1 0	0 2	
33 Carson Towt	F 22:17	4-7	0-0	0-0	5 5 10	4 1 8	0	2	2	0 0	-1	
2 Logan Imes	G 32:04	1-5	0-1	0-0	1 3 4	1 1 2	3	0	0	0 1	0	
10 Jalen Haralson	G 29:51	5-14	0-2	3-8	1 3 4	1 9 13	0	8	0	0 2	5	
11 Braeden Shrewsberry	G 30:27	0-8	0-5	0-1	0 3 3	0 1 0	1	0	0	1 0	7	
14 Kebba Njie	16:43	2-2	0-0	0-0	1 8 9	1 0 4	0	0	0	2 0	6	
5 Cole Certa	13:32	0-3	0-3	5-5	0 0 0	0 3 3	5	0	0	0 0	7	
6 Brady Koehler	07:53	3-5	1-1	0-0	1 1 2	2 0 7	0	0	0	0 0	5	
13 Sir Mohammed	10:09	0-5	0-0	0-0	1 5 6	2 0 0	0	0	2	0 0	2	
24 Mark Zackery IV	05:03	0-1	0-1	0-0	1 0 1	0 0 0	0	0	0	0 0	2	
7 Ryder Frost	00:17	0-0	0-0	0-0	0 0 0	0 0 0	0	0	0	0 0	0	
Team					3 2 5	0 0	0	0				
Totals		18-56	3-16	8-14	16 32 48	16 15 47	6	12	2	4 4	7	

Shooting By Period		
1st FG%	9-33	27.3%
3PT%	0-7	0.0%
FT%	4-6	66.7%
2nd FG%	9-23	39.1%
3PT%	3-9	33.3%
FT%	4-8	50%
GM FG%	18-56	32.1%
3PT%	3-16	18.8%
FT%	8-14	57.1%

Dead Ball Rebounds: 2, 0

Stanford - 40

Record: 11-3 (0-1)

Stanford - 40		Record: 11-3 (0-1)											
NO.	Name	Min	FG M-A	3P M-A	FT M-A	Rebounds OR DR TOT	Fouls PF FD	TP	AS	TO	ST	Blocks BS BA	+
4	AJ Rhotony	F 14:53	1-4	0-0	0-0	1 1 2	1 1 2	1	2	1	0	1	0
10	Chisom Okpara	F 27:39	3-14	2-7	5-6	1 2 3	2 3 13	1	3	0	0	1	2
1	Ebuka Okorie	G 34:38	3-14	0-6	1-2	2 4 6	1 1 7	2	1	1	0	0	2
5	Benny Gealer	G 25:39	2-6	1-5	0-0	0 1 1	2 1 5	1	0	0	0	0	-1
11	Ryan Agarwal	G 12:45	0-0	0-0	0-0	0 0 0	0 2 1	0	1	0	0	0	0
15	Oskar Gillay	24:42	0-2	0-0	2-2	3 8 11	0 4 2	1	1	3	1	1	-3
52	Aidan Cammann	09:15	1-1	0-0	0-0	0 0 0	0 1 0	2	0	0	0	0	-9
2	Donavin Young	22:22	1-2	0-1	0-0	2 4 6	4 2 2	0	0	1	0	2	0
25	Jeremy Dent-Smith	20:02	1-7	0-5	2-2	1 2 3	1 3 4	1	0	1	0	0	-2
20	Cameron Grant	08:06	1-6	1-6	0-0	0 2 2	1 0 3	0	0	0	0	0	-5
Team						0 2 2	0 0	0	0	0	0	0	
Totals			13-56	4-30	10-12	10 26 36	15 16 40	8	6	5	4	4	0



2025-26 Notre Dame Men's Basketball

GAME
17

(RV/RV) MIAMI, 81

NOTRE DAME, 69

Jan. 13, 2026
Purcell Pavilion (South Bend, IN)



Official Basketball Box Score - Final
Miami (FL) at Notre Dame
01/13/26 Purcell Pavilion at the Joyce Center, Notre Dame
2025-26 Men's Basketball

Game Time: 7:09 PM
Game Duration: 2:07
Attendance: 5,278

Officials: Ron Groover, Pat Driscoll, Justin Portefolk

Miami (FL) - 81

NO. Name	Min	FG		3P	FT	Rebounds		TP	Fouls	TP	AS	TO	ST	Blocks		+/-	
		M-A	M-A	M-A	M-A	OR	DR	PF	FD	BS	BA						
Shooting By Period																	
1 st FG%	15-30	50.0%															
3 rd TP%	3-12	25.0%															
FT%	6-9	66.7%															
2 nd FG%	14-28	50.0%															
3 rd TP%	3-10	30.0%															
FT%	11-12	91.7%															
4 th FG%	29-50	58.0%															
3 rd TP%	8-22	37.3%															
FT%	17-21	81.0%															
Dead Ball Points: 81.0%																	
Team						3	0	3	0	0	0	0	0				
Totals		29-58	6-22	17-21	8	20	28	17	19	81	10	8	13	1	3	12	

Record: 15-2 (4-0)

Shooting By Period	
1st FG%	15-30 50.0%
3PT%	3-12 25.0%
FT%	6-9 66.7%
2nd FG%	14-28 50.0%
3PT%	3-10 30.0%
FT%	11-12 91.7%
GM FG%	29-58 50.0%
3PT%	6-22 27.3%
FT%	17-21 81.0%

Dead Ball Rebounds: 1, 1

Notre Dame - 69

NO.	Name	Min	Shooting By Period																																																																																																																																																																																																																																																																																																																																																																																																																																																																																																																																																																																																																																																																																																																																																																																																																																																																																																																																																																																																																																																																																																																																																																																																																																																																																																																										
			FG	3P	FT	Rebounds	Fouls	TP	AS	TO	ST	BS	BA	+/-	1 st FG	12 th	42.9%	3 rd FT	5-14	35.7%	3 rd FT	10-14	71.4%	2 nd FG	15-25	50.0%	3 rd FT	2-6	22.2%	4 th FT	24	50%	GM FG	25-53	47.2%	3 rd FT	7-23	30.4%	4 th FT	12-18	66.7%																																																																																																																																																																																																																																																																																																																																																																																																																																																																																																																																																																																																																																																																																																																																																																																																																																																																																																																																																																																																																																																																																																																																																																																																																																																																																				
12	Garrett Sundra	F 30:35	0-3	0-3	2-2	3	2	5	4	2	2	2	1	2	2	1	1	1	3																																																																																																																																																																																																																																																																																																																																																																																																																																																																																																																																																																																																																																																																																																																																																																																																																																																																																																																																																																																																																																																																																																																																																																																																																																																																																																										</

Record: 10-7 (1-3)

Major Fouls: Donaldson (TF) 1st 5:37

Shooting By Period	
1st FG%	12-28 42.9%
3PT%	5-14 35.7%
FT%	10-14 71.4%
2nd FG%	13-25 52.0%
3PT%	2-4 50.0%
FT%	25-53 47.2%
GM FG%	7-23 30.4%
FT%	12-18 66.7%

Dead Ball Rebounds: 1, 1

	MIA	ND
Biggest lead	13 (2 nd 4:08)	6 (1 st 17:05)
Best Scoring Run	7 (2 nd 15:36)	6 (1 st 17:05)
Lead Changes	3	
Times Tied	6	
Time with Lead	31:52	03:36

Points from Turnovers		MIA	ND
Paint		40	28
Second Chance		6	11
Fast Breaks		13	2
Bench		15	35

Period by Period Scoring				
1st	2nd	TOT		
MIA	39	42	81	
ND	39	30	69	

GAME
19

NOTRE DAME, 69

#22/24 NORTH CAROLINA, 91

Jan. 21, 2026
Dean E Smith Center (Chapel Hill, NC)



Official Basketball Box Score - Final
Notre Dame at North Carolina
01/21/26 Dean Smith Center, Chapel Hill
2025-26 Men's Basketball

Game Time: 7:00 PM
Game Duration: 1:53
Attendance: 19,689

Officials: Bert Smith, Clarence Armstrong, Don Dady

Notre Dame - 69

NO. Name	Min	FG		3P	FT	Rebounds		Fouls	TP	AS	TO	ST	Blocks		+/-	
		M-A	M-A	M-A	M-A	OR	DR	PF	FD	BS	BA					
6 Brady Koehler	F 22:43	1-5	0-1	0-3	2	1	3	2	4	2	0	0	1	0	1	-6
33 Carson Towt	F 17:38	3-11	0-0	0-1	5	1	6	3	2	6	1	2	0	0	0	-21
5 Cole Certa	G 24:11	2-9	1-5	4-4	1	1	2	0	2	9	0	1	0	0	1	-26
10 Jalen Haralson	G 18:45	6-16	0-1	1-2	4	2	6	2	4	13	1	0	0	0	2	-11
11 Braeden Shrewsberry	G 26:59	1-5	1-3	0-0	0	3	3	1	3	3	5	1	0	0	1	-15
12 Garrett Sundra	14:36	2-2	2-2	0-0	2	3	5	0	0	6	0	0	0	1	0	-6
2 Logan Imes	21:52	2-8	0-4	0-0	0	2	2	1	0	4	4	0	3	0	0	-12
13 Sir Mohammed	19:10	6-11	1-3	1-1	1	3	4	2	1	14	1	0	0	0	0	-5
34 Matthew MacLellan	10:40	1-2	0-0	0-0	1	2	3	2	0	2	0	0	0	0	0	-2
7 Ryder Frost	14:23	3-4	3-4	1-2	1	2	3	1	1	10	0	0	0	0	0	-9
24 Mark Zackery IV	06:29	0-1	0-1	0-0	0	1	1	0	0	0	0	1	0	0	0	3
0 Brady Stevens	02:34	0-1	0-1	0-0	0	0	0	0	0	0	1	0	0	0	0	0
Team								1	0	1	0	0	0	0	0	
Totals		27-75	8-25	7-13	18	21	39	16	17	69	13	5	5	0	5	-22

Shooting By Period

1st

FG% 12-34 35.3%

3PT% 6-12 50.0%

FT% 3-6 50.0%

2nd

FG% 15-31 48.4%

3PT% 2-13 15.4%

FT% 4-7 57.1%

GM FG%

27-75 36.0%

3PT% 8-25 32.0%

FT% 7-13 53.8%

Dead Ball Rebounds:

Record: 10-9 (1-5)

Shooting By Period	
1st FG%	12-34 35.3%
3PT%	6-12 50.0%
FT%	3-6 50%
2nd FG%	15-41 36.6%
3PT%	2-13 15.4%
FT%	4-7 57.1%
GM FG%	27-75 36.0%
3PT%	8-25 32.0%
FT%	7-13 53.8%

Dead Ball Rebounds: 2, 1

North Carolina - 91

NO. Name	Min	FG		3P	FT		Reb		Fouls		PF	TD	AS	TO	ST	Blocks		BS	+/-
		M-A	M-A	M-A	M-A	M-A	M-A	OR	DR	PF						FD	BS		
8 Caleb Wilson	F 29:42	8-11	1-3	5-8	2	5	7	1	4	22	5	2	1	1	0	1	0	14	1st FG% 13-27 48.1% 3PT% 7-17 41.2% FT% 9-14 64.3%
13 Henri Veesaar	C 28:28	6-10	1-3	2-5	2	10	12	1	4	15	1	1	0	2	0	0	30		
3 Derek Dixon	G 27:18	4-6	3-5	0-0	1	2	3	2	0	11	2	1	0	0	0	0	17		
4 Jaydon Young	G 13:58	1-4	1-4	0-0	0	3	3	4	0	3	1	1	0	0	0	0	6	2nd FG% 18-34 52.9% 3PT% 6-17 35.3% FT% 7-9 77.8%	
7 Seth Trimble	G 19:59	2-4	0-1	1-2	0	3	3	3	2	5	1	2	0	1	0	0	18		
1 Zayden High	04:08	1-2	0-1	0-0	0	1	0	1	0	2	0	0	0	0	0	0	-4		
44 Luka Bogavac	23:52	2-9	1-6	4-4	1	3	4	1	3	9	3	1	0	0	0	0	15	GM FG% 31-61 50.8% 3PT% 13-34 38.2% FT% 16-23 69.6%	
0 Kyran Evans	10:08	3-5	3-5	0-0	0	0	0	1	0	9	1	0	0	0	0	0	5		
11 Jonathan Powell	19:23	2-5	1-4	0-0	0	3	3	1	0	5	3	0	0	0	0	0	9		
15 Jarin Stevenson	16:18	2-3	2-2	2-2	0	5	5	1	2	8	1	0	1	1	0	0	6	Dead Ball Rebounds:	
5 Isaiah Denis	02:34	0-1	0-0	0-0	0	0	0	0	1	0	0	0	0	1	0	0	0		
6 Elijah Davis	01:24	0-0	0-0	0-0	0	0	0	0	1	0	0	0	0	0	0	0	-2		
25 John Holbrook	01:24	0-1	0-0	0-0	0	0	0	0	0	0	0	0	0	0	0	0	-2		
32 Evan Smith	01:24	0-0	0-0	2-2	1	0	1	0	1	2	0	0	0	0	0	0	-2		
Team								2	0	2	0	0	0	0	0	0			
Totals		31-61	13-34	16-23	10	34	44	17	16	91	18	8	3	5	0	22			

Record: 10-9 (3-3)

Shooting By Period	
1st FG%	13-27 48.1%
3PT%	7-17 41.2%
FT%	9-14 64.3%
2nd FG%	18-34 52.9%
3PT%	6-17 35.3%
FT%	7-9 77.8%
GM FG%	31-61 50.8%
3PT%	13-34 38.2%
FT%	16-23 69.6%

Dead Ball Rebounds: 5, 0

	ND	UNC
Biggest lead	0 (1 st 20:00)	29 (2 nd 9:40)
Best Scoring Run	8 (1 st 15:21)	10 (2 nd 17:26)
Lead Changes	0	
Times Tied	0	
Time with Lead	00:00	38:52

Points from Turnovers		ND	UNC
Paint		30	32
Second Chance		13	17
Fast Breaks		2	13
Bench		36	35

Period by Period Scoring				
1st	2nd	TOT		
ND	33	36	69	
UNC	42	49	91	

GAME
18

NOTRE DAME, 76



2025-26 Notre Dame Men's Basketball

GAME

21

#17/17 VIRGINIA, 100

NOTRE DAME, 97 (2OT)

Jan. 27, 2026

Purcell Pavilion (South Bend, IN)

		Official Basketball Box Score - Final										Game Time: 7:09 PM	
		Virginia at Notre Dame										Game Duration: 2:57	
		01/27/26 Purcell Pavilion at the Joyce Center, Notre Dame										Attendance: 4,011	
		2025-26 Men's Basketball											
		Record: 17-3 (6-2)										Officials: Ron Groover, Lee Cassell, Michael Greenstein	
Virginia - 100													
NO. Name	Min	FG M-A	3P M-A	FT M-A	Rebounds OR DR TOT	Fouls PF FD	TP	AS	TO	ST	Blocks BS BA	+/-	Shooting By Period
28 Thijs De Ridder	F 33:35	9-20	0-5	14-15	4 4 8	5 9	32	3	4	0	0 2 3	3	1st FG% 12-25 48.0%
17 Johann Grönlöf	C 13:05	2-2	0-0	1-2	2 0 2	4 3	5	0	1	0	0 0 -4	4	3PT% 3-12 25.0%
1 Malik Thomas	G 21:38	1-5	0-3	0-0	1 2 3	5 0	2	1	1	0	0 1 2	2	FT% 6-9 66.7%
5 Sam Lewis	G 43:09	7-13	5-8	2-2	2 7 9	2 1	21	6	1	0	0 1 2	2	2nd FG% 12-26 46.2%
30 Dallin Hall	G 43:09	2-2	1-1	2-2	0 4 4	1 1	7	4	1	2	0 0 6	6	3PT% 5-13 38.5%
33 Ugonna Onyenso	17:21	2-3	0-1	0-0	1 2 3	0 0	4	1	0	2	3 0 -7	7	FT% 9-11 81.8%
2 Chance Mallory	36:51	5-9	3-6	4-8	0 2 2	4 7	17	3	1	0	0 1 11	11	OT FG% 7-14 50.0%
11 Devin Tillis	30:15	3-9	1-3	5-6	1 4 5	2 3	12	2	2	1	0 0 10	10	3PT% 2-4 50.0%
6 Jacari White	05:53	0-1	0-1	0-0	0 0 0	3 1	0	0	0	0	0 0 -3	3	FT% 11-15 73.3%
12 Elijah Gertrude	02:59	0-1	0-1	0-0	0 0 0	0 0	0	1	0	0	0 0 -5	5	GM FG% 31-65 47.7%
7 Martin Carrere	02:06	0-0	0-0	0-0	0 0 0	1 0	0	0	0	0	0 0 0	0	3PT% 10-29 34.5%
Team					3 1 4	0 0	0	0	0	0	0 0 0	0	FT% 28-35 80.0%
Totals		31-65	10-29	28-35	14 26 40	27 25	100	21	11	5	3 5 3	3	Dead Ball Rebounds: 1, 1
Notre Dame - 97		Record: 11-10 (2-6)											
NO. Name	Min	FG M-A	3P M-A	FT M-A	Rebounds OR DR TOT	Fouls PF FD	TP	AS	TO	ST	Blocks BS BA	+/-	Shooting By Period
6 Brady Koehler	F 41:47	3-5	1-2	9-10	1 9 10	5 7	16	0	1	3	4 0 -3	3	1st FG% 15-26 57.7%
33 Carson Towt	F 17:06	3-4	0-0	0-0	3 2 5	5 2	6	1	1	0	0 1 5	5	3PT% 8-13 61.5%
5 Cole Certa	G 40:29	10-19	5-13	9-11	1 1 2	0 8	34	1	1	0	0 0 -2	2	FT% 6-10 60%
10 Jalen Haralson	G 43:52	6-11	0-1	8-10	1 3 4	3 7	20	7	2	1	0 0 -5	5	2nd FG% 7-25 28.0%
11 Braeden Shrewsberry	G 46:43	6-15	5-9	1-1	0 2 2	1 2	18	4	3	1	0 0 -1	1	3PT% 1-10 10.0%
2 Logan Imes	17:02	0-0	0-0	0-0	0 2 2	3 0	0	1	1	0	0 0 -3	3	FT% 14-15 93.3%
12 Garrett Sunda	25:01	1-3	0-2	0-0	0 2 2	5 0	2	0	0	0	1 0 -2	2	OT FG% 7-10 70.0%
13 Sir Mohammed	13:40	0-3	0-0	1-2	0 2 2	2 1	1	1	0	0	0 2 -7	7	3PT% 2-4 50.0%
7 Ryder Frost	04:20	0-1	0-0	0-0	0 0 0	1 0	0	0	0	0	0 0 3	3	FT% 9-9 88.9%
Team					3 3 6	0 0	0	1	1	0	0 0 0	0	GM FG% 29-61 47.5%
Totals		29-61	11-27	28-34	9 26 35	25 27	97	15	10	5	5 3 -3	3	3PT% 11-27 40.7%
		Major Fouls: NONE											
		Dead Ball Rebounds: 2, 0											
</													



2025-26 Notre Dame Men's Basketball

GLENN & STACEY MURPHY HEAD COACH



MICAH SHREWSBERRY GLENN & STACEY MURPHY HEAD COACH

@Coach_Shrews

3rd Season at Notre Dame 5th as a Head Coach at the DI Level

On March 24, 2023, an Indiana native came home to kickstart a new era of Notre Dame men's basketball. Vice President and James E. Rohr Notre Dame Director of Athletics Jack Swarbrick announced Micah Shrewsberry as the 18th head coach in Fighting Irish men's basketball history.

Shrewsberry brought a wealth of experience and success to the helm of the Notre Dame program. All-in-all he's coached in six NCAA Tournaments, two NCAA Final Fours, five NBA Playoffs and two NBA Conference Finals - in addition to coaching all-NBA honorees Jayson Tatum and Jaylen Brown.

Coach Shrewsberry is now hard at work prepping for year three at the helm of the program ahead of the 2025-26 season.

Year Two with the Irish (2024-25)

A year of 'what could have been' as several key injuries kept the team from achieving its fullest potential. Over the course of the season, guards Markus Burton, Braeden Shrewsberry, Matt Allocco and Sir Mohammed all missed significant time. With that said, the Irish finished 15-18 overall and 8-12 in ACC play, once again obtaining the No. 12 seed in the ACC Tournament.

Coach Shrewsberry's core nucleus of players made tremendous strides in year two. Markus Burton solidified himself as an elite guard in the league, earning Second Team honors. Burton led the league in scoring, averaging 23.5 ppg over ACC play. He averaged 21.3 ppg overall which ranked fifth nationally. He joined Irish legend David Rivers as the only two players in program history to average 20+ points and 3+ assists in a season. He also became the seventh fastest player in program history to reach 1,000 career points.

As Braeden Shrewsberry upped his average to 14.0 ppg, Notre Dame boasted the best scoring guard duo in the ACC, topping Duke's Cooper Flagg and Kon Knueppel. Due to the core nucleus, Notre Dame's KenPom offensive efficiency jumped 139 spots from the year prior to 95. The offense, which averaged 64.0 ppg in 2023-24, leaped up to 72.6 ppg in 2024-25.

Despite the roller-coaster season, there were several memorable moments along the way, including Coach Shrews delivering the program's first ever win in Charlottesville against Virginia. How about the Irish recording a 14-point comeback at Boston College, the largest comeback in Coach

Shrewsberry's tenure? How about freshman guard Cole Certa burying a corner three in the final seconds for a 56-54 win over Stanford? How about the four-overtime thriller in the 112-110 win over Cal that saw Burton go off for 43 points? After that victory, Coach Shrews improved to 4-2 in overtime games in his two years in South Bend.

Now, Notre Dame maintained a bulk of its core ahead of the 2025-26 season and will inject a very talented freshman class of Tommy Ahneman, Ryder Frost, Jalen Haralson and Brady Koehler. Back in November of 2024, Coach Shrewsberry and his staff signed these four young men and inked the program's highest ever rated recruiting class in the modern era - a consensus top-10.

Last but not least, the summer of 2024 witnessed Shrewsberry winning a gold medal at the FIBA U18 Americup as an assistant coach with the U.S. U18 team. He'll rejoin the same coaching staff to mentor the US U19 squad at the 2025 FIBA U19 World Cup in June of 2025.

Year One with the Irish (2023-24)

Coach Shrewsberry achieved two of his priorities in the 2023-24 season: establish the right culture at Notre Dame and have the team playing its best basketball at the end of the season. It was a program that returned 1.6% of its scoring and was projected to finish dead last in the ACC. The young Irish team came together and doubled its ACC win total from the year prior, finishing 7-13 in league play. Coach Shrewsberry even received several votes for ACC Coach of the Year. Notre Dame finished with a 13-20 overall record and won one game (First Round vs. Georgia Tech) in the ACC Tournament.

The first key moment of the season included an emphatic 76-54 win over Virginia. What Shrews' crew accomplished had never been done by an Irish team against the Cavaliers ... ever ... it was the largest margin of victory against UVA in the all-time series. In addition, the 76 points were the most scored by an Irish squad against the Cavaliers in regulation in program history. Furthermore, right after the Virginia contest, the Irish almost pulled off the upset to two teams who made the Elite Eight in NC State and Duke.

Next, the Irish bonded together by winning five of six during the final portion of the regular season, which included the final four at home (Georgia Tech, Virginia Tech, Wake Forest, Clemson). From Feb. 1 to March 1, Notre Dame was the biggest mover in kenpom AdjEM across the Power-Five conferences. Another fun stat when the first NET rankings came on Dec. 4, the Irish were 238. On March 10, the Irish were up to 126.

An early Coach Shrewsberry stamp on the program was the defensive intensity. Notre Dame scoring defense of 67.2 finished with a national ranking of 49th in the country, plus 3rd in the ACC. According to KenPom, Notre Dame's defensive efficiency ranked 39th nationally. In ACC play, Notre Dame ranked 2nd in scoring defense (66.4) and 2nd in field goal percentage defense (.417). Of the 20 ACC games - all but three (Virginia Tech on March 9, UNC on March 5 & Syracuse on Feb. 24) were held under their season average, with Miami, Duke and Louisville each held to season-low point totals.



Lastly - two freshman guards flourished under Coach Shrewsberry in Markus Burton and Braeden Shrewsberry. Burton became the program's first ACC Rookie of the Year. He also broke the program freshman scoring record after dropping 577 points. Burton averaged 17.5 points both on the season and in league play, leading the Irish. Shrewsberry was the lone other Irish to finish in double figures, averaging 10.2 points on the year and 11.3 points in ACC play. With that said, Burton and Shrewsberry became the 9th ACC freshmen duo in league history to rank No. 1 and No. 2 for their team in scoring, proving the future is bright in South Bend.

Prior to Notre Dame

Prior to Notre Dame, Shrewsberry produced a historic turnaround as the head coach at Penn State. After a 14-17 first season, Shrewsberry produced a 23-14 mark in 2022-23, just the 12th 20-win season in the 127-year history of Penn State basketball. Furthermore, he collected more Big Ten wins (17) in his first two seasons than any other Penn State head coach.

Shrewsberry certainly captured the nation's attention in late February and into March, going 9-3 over their last 12 games. Shrewsberry then made plenty of noise in the 2023 Big Ten Tournament in Chicago, defeating No. 7 Illinois, No. 2 Northwestern and No. 3 Indiana to reach the championship game as the No. 10 seed. It marked the program's second-ever Big Ten title game appearance. Penn State was just the third double-digit seed to reach the Big Ten Tournament championship game and the first since 2008.

The Nittany Lions then made their first appearance in the NCAA Tournament since 2011. In the first round, Shrewsberry and the Nittany Lions knocked off No. 7 seed and SEC Tournament runner-up Texas A&M, winning the program's first NCAA Tournament game since 2001.

In year one at Penn State, Shrewsberry engineered the Big Ten's best scoring defense and guided the squad to their best defensive season (65.0 points allowed per game) in 11 years. The Nittany Lions advanced to the quarterfinal round of the Big Ten Tournament after winning two postseason games, making Shrewsberry one of just two first-year Big Ten coaches since 2008 to win two Big Ten Tournament games.

Recruiting-wise, Shrewsberry made an instant splash in Happy Valley. In his first year, Shrewsberry signed the highest-ranked recruiting class in program history, a consensus top-30 class. A year later, he signed his second-straight top-30 recruiting class, marking the first time in program history that the Nittany Lions had signed back-to-back top-30 recruiting classes.

Development-wise, Shrewsberry proved himself there as well, turning Jalen Pickett and Seth Lundy into 2nd Round NBA Draft picks. It marked the first time in program history that two Nittany Lions were selected.



2025-26 Notre Dame Men's Basketball



Statistically speaking, the 2022-23 squad set the BIG and Penn State single-season team record for three-pointers made in a season with 385. The Nittany Lions compiled a total of five top-15 national statistical rankings. In addition, Shrewsberry tutored an Associated Press All-American in Jalen Pickett and a total of three All-Big Ten players during the 2022-23 season.

Prior to his time with Penn State, Shrewsberry experienced two separate stints at Purdue – one as assistant coach from 2011-13 and another as associate head coach from 2019-21. Highlights include the 2020-21 season, in which Shrewsberry helped lead the Boilermakers to a 13-6 fourth-place finish in the Big Ten and an 18-10 overall mark, culminating in an NCAA Tournament at-large bid. Trevion Williams claimed first-team All-Big Ten honors, while Zach Edey and Jaden Ivey were All-Freshman Team selections. Shrewsberry played a major role in recruiting Ivey, who grew up in South Bend and is the son of Karen and Kevin Keyes Family Head Women's Basketball Coach Niele Ivey.

Another highlight from his time in West Lafayette includes the 2011-12 squad that produced a 22-13 record and reached the second round of the NCAA Tournament. Under Shrewsberry, Terone Johnson was one of the most improved players in the BIG, netting accolades from conference and national entities.

In between his Purdue stints, Shrewsberry spent six seasons (2013-19) with the NBA's Boston Celtics as an assistant coach under Brad Stevens. During his tenure, the Celtics reached the playoffs in five consecutive seasons, including back-to-back appearances in the Eastern Conference Finals in 2017 and 2018.

Shrewsberry played a key role in the development of current NBA stars Brown and Tatum, who were the No. 3 picks in the 2016 and 2017 NBA Drafts, respectively. Tatum was an NBA All-Rookie Team first-team selection, while Brown earned second-team All-Rookie honors.

The Brad Stevens connection was previously made at Butler University, where Shrewsberry spent one year as the director of operations then three as an assistant coach. With Shrewsberry on the sidelines, the Bulldogs compiled an 87-21 record, won two Horizon League regular-season championships and two Horizon League Tournament titles and made three NCAA Tournament appearances – which included back-to-back runs to the national championship game in 2010 and 2011.

Also at Butler, he aided in the development of Gordon Hayward, who was the 2009 Horizon League Newcomer of the Year, the 2010 Horizon League Player of the Year and a 2010 Final Four All-Tournament Team selection. Hayward was the ninth overall pick in the 2010 NBA Draft by the Utah Jazz.

Continuing on Shrewsberry's basketball journey, he spent time as the director of basketball operations at Marshall University (2003-05) and an assistant coach at DePauw University (2001-03) and Wabash College (2000-01). At DePauw, Shrewsberry led the Tigers to a 42-12 record with a pair of conference championships.

Shrewsberry was also the first men's basketball head coach at Indiana University South Bend. Shrewsberry started his coaching career as a graduate assistant at the University of Indianapolis in 1999-2000.

An Indianapolis area native, Shrewsberry earned his bachelor's degree from Hanover College in 1999 and a master's degree from Indiana State in 2003. As a player at Hanover, Shrewsberry was a three-year starting guard and team tri-captain.

He and his wife, Molly, have four children, Braeden, Nicholas, Caitlin and Grace.



BRADY STEVENS
SOPHOMORE | GUARD

@_bradystevens @_BradyStevens

Height	6-4
Eligibility	Freshman
Hometown	Boston, MA
Previous	Wellesley High

Season Highs

Pts	2 vs Detroit Mercy, 11/7/25
Rebs	
FGM	1 vs Detroit Mercy, 11/7/25
FGA	1, 3x last at North Carolina, 1/21/26
3FGM	
3FGA	1 at North Carolina, 1/21/26
FTM	
FTA	
Ast	1 at North Carolina, 1/21/26
Blk	
Stl	

Double Figure Scoring	0
20+ Point Games	0
Double-Figure Rebounds	0
Double-Doubles	0

Career Highs

Pts	2 vs Detroit Mercy, 11/7/25
Rebs	
FGM	1 vs Detroit Mercy, 11/7/25
FGA	1, 3x last at North Carolina, 1/21/26
3FGM	
3FGA	1 at North Carolina, 1/21/26
FTM	
FTA	
Ast	1 at North Carolina, 1/21/26
Blk	
Stl	

Double Figure Scoring	0
20+ Point Games	0
Double-Figure Rebounds	0
Double-Doubles	0

2025-26 GAME-BY-GAME

Opponent	Date	GS	MIN	Total		3-Pointers		Free throws		Rebounds				PF	A	TO	BLK	STL	PTS	AVG
				FG-FGA	PCT	3FG-3FGA	PCT	FT-FTA	PCT	OFF	DEF	TOT	AVG							
Detroit Mercy	11/07/2025		03:08	1-1	1.000	0-0	.000	0-0	.000	0	0	0	0.0	0	0	0	0	0	2	2.0
Evansville	12/13/2025		01:57	0-1	.000	0-0	.000	0-0	.000	0	1	1	0.5	0	0	0	0	0	0	1.0
at North Carolina	01/21/2026		02:34	0-1	.000	0-1	.000	0-0	.000	0	0	0	0.3	0	1	0	0	0	0	0.7
Totals		0	07:39	1-3	.333	0-1	.000	0-0	.000	0	1	1	0.3	0	1	0	0	0	2	0.7

Player Averages

Games Played	Minutes/game	Points/game	FG Pct	3FG Pct	FT Pct	Rebounds/game	Assists/game	Turnovers/game	Assist/Turnover ratio	Steals/game	Blocks/game
3	2.6	0.7	33.3	0.0	0.0	0.3	0.3	0.0	1.0	0.0	0.0

Sophomore Season (2025-26)

- Dished out his first career assist at North Carolina on Jan. 21.
- Recorded his first collegiate basket (the 100th point of the game in fact) in the win over Detroit Mercy

Freshman Season (2024-25)

- Did not see game action

Prep Recap

- Attended Wellesley High
- Three-time First Team All-Conference selection
- Two career MIAA playoff wins
- Scored over 1,000 career points – second most in school history – in only 72 career games
- Top-three scoring performances in school history – 41, 37, 34
- Averaged 23.1 points, 3.4 assists and 6.2 rebounds as a senior
- Prep career highlight – scored 37 points and led his team to a playoff win vs. Doherty Memorial as a junior
- Played in the Middlesex Magic program from 2019-22
- Was the 2022 16U UAA Spring Champs
- Played in the NY Renaissance EYBL program in 2023
- Father, Brad Stevens, is President of Basketball Operations with the Boston Celtics. Mother, Tracy Stevens, played soccer at Depauw

CAREER STATS

SEASON	TEAM	GP-GS	MIN/AVG	Field Goals		3-Point		F-Throws		Rebounds				Scoring			
				FG-FGA	FG%	3FG-3FGA	3FG%	FT-FTA	FT%	OFF	DEF	TOT	AVG	PF-FO	A	TO	BLK
2025-26	ND	3-0	8/2.6	1-3	.333	0-1	.000	0-0	.000	0	1	1	0.3	0-0	1	0	0
TOTAL		3-0	8/2.6	1-3	.333	0-1	.000	0-0	.000	0	1	1	0.3	0-0	1	0	0



2

LOGAN IMES
JUNIOR | GUARD

@logan_im	@ImesLogan
Height	6-4
Eligibility	Junior
Hometown	Zionsville, IN
Previous	Zionsville High

Season Highs

Pts	13	vs Clemson, 1/10/26
Rebs	8, 2x	last vs Miami, 1/13/26
FGM	5, 2x	last vs Clemson, 1/10/26
FGA	10	vs Purdue Fort Wayne, 12/21/25
3FGM	3	vs Clemson, 1/10/26
3FGA	6, 2x	last vs Purdue Fort Wayne, 12/21/25
FTM	2, 2x	last at Virginia Tech, 1/17/26
FTA	4	vs LIU, 11/3/25
Ast	6	at Cal, 1/2/26
Blk		
Stl	4	vs Purdue Fort Wayne, 12/21/25

Double Figure Scoring	2
20+ Point Games	0
Double-Figure Rebounds	0
Double-Doubles	0

Career Highs

Pts	13	vs Clemson, 1/10/26
Rebs	8, 2x	last vs Miami, 1/13/26
FGM	5, 2x	last vs Clemson, 1/10/26
FGA	10	vs Purdue Fort Wayne, 12/21/25
3FGM	3	vs Clemson, 1/10/26
3FGA	6	vs Eastern Illinois, 11/11/25
FTM	5	vs Dartmouth, 12/22/24
FTA	6	last vs Dartmouth, 12/22/24
Ast	6	at Cal, 1/2/26
Blk	1, 6x	last vs UNC, 3/12/25
Stl	4	vs Purdue Fort Wayne, 12/21/25

Double Figure Scoring	2
20+ Point Games	0
Double-Figure Rebounds	0
Double-Doubles	0

Junior Season (2025-26)

- Played in all 21 games, averaging 19.8 minutes. Dependable ball handler; tough defender.
- Has led the Irish in assists in 6 games this season.
- 4-11 (364) from corner threes this season.
- 11-17 (.647) finishing at the rim.
- 41.0% from two point range on the season.
- Career high 13 points vs. Clemson on Jan. 10. Drained a career best 3 triples.
- Career highs in rebounds (8) and assists (6) at Cal (1/2). Tied that career high of 8 rebounds again vs. Miami on Jan. 13.
- Earned his first start of the season at Stanford (12/30) and his goal was to lock down Ebuka Okorie and he did just that. Okorie was held to a season low 7 points.
- 12 points vs. Purdue Fort Wayne (12/21). Shot 5-10 from the floor, including 2 triples. Also grabbed a career best 4 steals.
- Was a +28 in +/- in the win over Evansville with 3 points, 6 rebounds, and an assist
- In the Missouri game, Imes came in with 5:53 remaining after Haralson fouled out and helped bring the win home. Hit a three with 3:01 remaining.
- Imes was +12 in +/- against #2 Houston. Just 1-of-2 Irish in the positives. Imes started in the 2nd half and was on the floor when the Irish cut it from 16 to 4 points. Converted 2 triples to finish with 6 points.
- Huge three with 4:58 left in the game to help push Irish ahead of Rutgers in 68-63 win.
- Individual 6-0 run in 2nd half of Bellarmine win.

Sophomore Season (2024-25)

- Played in 26-of-33 games, averaging 9.2 min.
- Shot 46.4% from two-point range.
- 5 points on 2-3 shooting at #13 Clemson on Feb. 26.
- 6 points vs. SMU on Feb. 19. Tied his career high of 2 steals.
- Standout game was Le Moyne on Dec. 22. Imes recorded a career high 11 points on 3-5 shooting, plus 5-6 from the free-throw line. He also tied his career high in assists (4) and steals (2).
- Started twice in Las Vegas in place of the injured Markus Burton. Players Era 3-game Stats -- 13 PTS (4.3 ppg); 5-13 FG (.385); 2-6 3PT (.333); 9 REB; 4 AST.
- Played a career high 35 minutes against Rutgers after Burton went down. Drained a career best two triples to tie his career high of eight points.

2025-26 GAME-BY-GAME																				
Opponent	Date	GS	MIN	Total		3-Pointers		Free throws		Rebounds				PF	A	TO	BLK	STL	PTS	AVG
				FG-FGA	PCT	3FG-3FGA	PCT	FT-FTA	PCT	OFF	DEF	TOT	AVG							
LIU	11/03/2025		20:13	0-0	.000	0-0	.000	1-4	.250	1	2	3	3.0	2	3	2	0	2	1	1.0
Detroit Mercy	11/07/2025		19:56	2-6	.333	1-3	.333	1-2	.500	1	4	5	4.0	0	0	0	0	1	6	3.5
Eastern Ill.	11/11/2025		16:50	2-7	.286	1-6	.167	0-0	.000	0	1	1	3.0	1	0	0	0	0	5	4.0
at Ohio St.	11/16/2025		10:10	1-1	1.000	0-0	.000	0-0	.000	0	0	0	2.3	2	0	1	0	1	2	3.5
Bellarmine	11/19/2025		12:32	2-3	.667	1-2	.500	1-2	.500	0	2	2	2.2	1	0	0	0	0	6	4.0
vs Kansas	11/24/2025		03:13	0-1	.000	0-1	.000	0-0	.000	0	0	0	1.8	1	0	0	0	0	0	3.3
vs Rutgers	11/25/2025		11:18	1-2	.500	1-1	1.000	0-1	.000	0	3	3	2.0	1	0	0	0	0	3	3.3
vs Houston	11/26/2025		22:28	2-4	.500	2-4	.500	0-0	.000	1	3	4	2.3	2	2	2	0	1	6	3.6
Missouri	12/02/2025		07:50	1-1	1.000	1-1	1.000	2-2	1.000	2	0	2	2.2	0	0	2	0	1	5	3.8
at TCU	12/05/2025		15:04	1-2	.500	1-1	1.000	0-0	.000	0	0	0	2.0	3	0	0	0	0	3	3.7
Idaho	12/10/2025		19:13	1-5	.200	0-1	.000	0-0	.000	0	1	1	1.9	0	4	1	0	0	2	3.5
Evansville	12/13/2025		18:49	1-3	.333	1-2	.500	0-0	.000	1	5	6	2.3	1	1	0	0	0	3	3.5
Purdue Fort Wayne	12/21/2025		27:56	5-10	.500	2-6	.333	0-0	.000	0	4	4	2.4	4	2	1	0	4	12	4.2
at Stanford	12/30/2025	*	32:04	1-5	.200	0-1	.000	0-0	.000	1	3	4	2.5	1	3	0	0	0	2	4.0
at California	01/02/2026	*	34:43	0-4	.000	0-3	.000	0-0	.000	0	8	8	2.9	2	6	1	0	0	0	3.7
Clemson	01/10/2026	*	27:44	5-9	.556	3-5	.600	0-0	.000	0	3	3	2.9	0	2	2	0	0	13	4.3
Miami (FL)	01/13/2026	*	30:44	1-4	.250	0-1	.000	0-0	.000	4	4	8	3.2	0	6	0	1	2	4	4.2
at Virginia Tech	01/17/2026	*	27:14	2-6	.333	0-2	.000	2-3	.667	1	0	1	3.1	2	2	2	0	0	6	4.3
at North Carolina	01/21/2026		21:52	2-8	.250	0-4	.000	0-0	.000	0	2	2	3.0	1	4	0	0	3	4	4.3
Boston College	01/24/2026		17:59	0-5	.000	0-3	.000	1-2	.500	0	3	3	3.0	1	2	1	0	1	1	4.1
Virginia	01/27/2026		17:02	0-0	.000	0-0	.000	0-0	.000	0	2	2	3.0	3	1	1	0	0	0	3.9
Totals			5 414:55	30-86	.349	14-47	.298	8-16	.500	12	50	62	3.0	28	32	22	0	15	82	3.9

Player Averages

Games Played	Minutes/ game	Points/ game	FG Pct	3FG Pct	FT Pct	Rebounds/ game	Assists/ game	Turnovers/ game	Assist/Turnover ratio	Steals/ game	Blocks/ game
21	19.8	3.9	34.9	29.8	50.0	3.0	1.5	1.0	1.5	0.7	0.0

CAREER STATS

			Field Goals		3-Point		F-Throws		Rebounds				Scoring							
SEASON	TEAM	GP-GS	MIN/AVG	FG-FGA	FG%	3FG-3FGA	3FG%	FT-FTA	FT%	OFF	DEF	TOT	AVG	PF-FO	A	TO	BLK	STL	PTS	AVG
2023-24	ND	31-3	546/17.6	20-66	.303	8-36	.222	14-17	.824	5	72	77	2.5	36-0	34	24	3	12	62	2.0
2024-25	ND	26-2	240/9.2	17-45	.378	4-17	.235	11-16	.688	5	20	25	1.0	17-1	16	17	3	5	49	1.9
2025-26	ND	21-5	415/19.8	30-86	.349	14-47	.298	8-16	.500	12	50	62	3.0	28-0	32	22	0	15	82	3.9
TOTAL		78-10	1201/15.4	67-197	.340	26-100	.260	33-49	.673	22	142	164	2.1	81-1	82	63	6	32	193	2.5



3

MARKUS BURTON

JUNIOR | GUARD

@markusburtonn

@markussburton

Height	6-0
Eligibility	Junior
Hometown	Mishawaka, IN
Previous	Penn High

Season Highs

Pts	25	vs Bellarmine, 11/19/25
Rebs	7	vs Houston 11/26/25
FGM	10	vs Bellarmine, 11/19/25
FGA	19	vs Eastern Illinois, 11/11/25
3FGM	2, 4x	last vs Missouri, 12/2/25
3FGA	7	vs Missouri, 12/2/25
FTM	8, 2x	last at Ohio St, 11/16/25
FTA	9, 2x	last at Ohio St, 11/16/25
Ast	10	vs Missouri, 12/2/25
Blk	1	vs Eastern Illinois, 11/11/25
Stl	4	vs Detroit Mercy, 11/7/25

Double Figure Scoring	9
20+ Point Games	5
30+ Point Games	0
Double-Digit Assists	1
Double-Doubles	1

Career Highs

Pts	43	vs Cal, 3/8/25
Rebs	9, 2x	last vs North Dakota, 11/19/24
FGM	13, 2x	last vs Cal, 3/8/25
FGA	29	at Boston College, 2/12/25
3FGM	4, 5x	last vs Cal, 3/8/25
3FGA	9	vs Miami, 1/24/24
FTM	13	vs Cal, 3/8/25
FTA	17	vs Cal, 3/8/25
Ast	10	vs Missouri, 12/2/25
Blk	1, 10x	last vs Eastern Illinois, 11/11/25
Stl	6	vs. Virginia Tech, 2/10/24

Double Figure Scoring	62
20+ Point Games	33
30+ Point Games	4
40+ Point Games	1
Double-Digit Assists	1
Double-Doubles	1

2024-25 GAME-BY-GAME

Opponent	Date	GS	MIN	Total		3-Pointers		Free throws		Rebounds				PF	A	TO	BLK	STL	PTS	AVG
				FG-FGA	PCT	3FG-3FGA	PCT	FT-FTA	PCT	OFF	DEF	TOT	AVG							
LIU	11/03/2025	*	27:11	7-13	.538	2-4	.500	8-9	.889	1	0	1	1.0	4	1	4	0	0	24	24.0
Detroit Mercy	11/07/2025	*	17:46	4-8	.500	1-2	.500	4-5	.800	0	3	3	2.0	4	2	1	0	4	13	18.5
Eastern Ill.	11/11/2025	*	38:18	8-19	.421	1-6	.167	4-4	1.000	0	0	0	1.3	2	3	1	1	2	21	19.3
at Ohio St.	11/16/2025	*	29:48	3-14	.214	0-1	.000	8-9	.889	0	2	2	1.5	3	1	4	0	1	14	18.0
Bellarmine	11/19/2025	*	31:00	10-13	.769	2-4	.500	3-3	1.000	0	1	1	1.4	4	4	2	0	1	25	19.4
vs Kansas	11/24/2025	*	34:39	9-18	.500	0-3	.000	6-6	1.000	1	2	3	1.7	2	1	3	0	3	24	20.2
vs Rutgers	11/25/2025	*	33:58	9-13	.692	2-4	.500	1-1	1.000	2	4	6	2.3	3	5	6	0	3	21	20.3
vs Houston	11/26/2025	*	40:00	6-14	.429	1-4	.250	6-7	.857	1	6	7	2.9	4	5	3	0	0	19	20.1
Missouri	12/02/2025	*	38:02	6-15	.400	2-7	.286	4-4	1.000	1	4	5	3.1	3	10	2	0	1	18	19.9
at TCU	12/05/2025	*	10:17	3-6	.500	0-1	.000	0-0	.000	0	0	0	2.8	0	5	0	0	1	6	18.5
Totals			10 300:59	65-133	.489	11-36	.306	44-48	.917	6	22	28	2.8	29	37	26	1	16	185	18.5

Player Averages

Games Played	Minutes/ game	Points/ game	FG Pct	3FG Pct	FT Pct	Rebounds/ game	Assists/ game	Turnovers/ game	Assist/Turnover ratio	Steals/ game	Blocks/ game
10	30.1	18.5	48.9	30.6	91.7	2.8	3.7	2.6	1.4	1.6	0.1

CAREER STATS

SEASON	TEAM	GP-GS	MIN/AVG	Field Goals		3-Point		F-Throws		Rebounds				Scoring	
				FG-FGA	FG%	3FG-3FGA	3FG%	FT-FTA	FT%	OFF	DEF	TOT	AVG	PF-FO	A
2023-24	ND	33-33	1114/33.7	210-499	.421	42-140	.300	115-140	.821	21	89	110	3.3	95-0	143
2024-25	ND	26-25	876/33.7	194-439	.442	48-128	.375	117-138	.848	7	87	94	3.6	62-1	79
2025-26	ND	10-10	301/30.1	65-133	.489	11-36	.306	44-48	.917	6	22	28	2.8	29-0	37
TOTAL		69-68	2290/33.2	469-1071	.438	101-304	.332	276-326	.847	34	198	232	3.4	186-1	259

Awards

2025-26

Preseason First Team All-ACC // Naismith Trophy Watch List // Bob Cousy Award Watch List // Wooden Award Watch List

2024-25

NABC Great Lakes Second Team All-District // Associated Press First Team All-ACC // Second Team All-ACC // ACC Player of the Week (March 10) // Naismith Trophy College Player of the Year Watch List // Naismith Starting 5 - Bob Cousy PG of the Year Watch List // Preseason All-ACC First Team

Junior Season (2025-26)

- During the Notre Dame's men's basketball game at TCU on Friday, December 5th, Markus Burton sustained a left ankle injury. He underwent surgery on Dec. 10. There is presently no timetable for his return.

- Only 4 instances in the past 3 decades in which a ND player in his first 10 games had 180+ points, 30+ assists & 15+ steals: 2025-26 Markus Burton; 2014-15 Jerian Grant; 2013-14 Jerian Grant; 2002-03 Chris Thomas.

- Was averaging 19.9 ppg heading into TCU where he injured his left ankle halfway through the first half. His current average sits at 18.5 ppg.

- Was wheelin' and dealin' again at the start of TCU game. At 9:48 when he exited, Burton already had six points and five assists.

- Game prior, Burton had one of the most complete games of his career, recording his first collegiate double-double with a team best 18 points and a career best 10 assists. Burton scored or assisted on 8 of the team's final 9 made buckets of the game.

rankings listed are at the time of injury

- Averaged a team best 21.3 ppg in Vegas on 24-45 (.533) shooting. Nearly perfect 13-14 from the stripe.

- Burton's 24 points against Kansas tied for the most by an opponent against the Jayhawks this season.

- Shot 53.1% in the paint - 11% above the DI average.

- Around the rim he was 29-41 (.707). Overall from two he was 55.7%.

- Over his last 5 games, Burton's Assist Percentage was 42.0% which ranked in the 99th percentile.

- Was 44-48 (.917) from the FT line. A career best percentage. Ranked 3rd in the ACC.

- An efficient game: 10-13 FG for 25 points in win over Bellarmine.

- Team best 4 steals vs Detroit Mercy to go with his 13 pts.

- Burton's 19.3 career average ranks 13th amongst active players.



5

COLE CERTA

SOPHOMORE | GUARD

	@colecerta		@ColeCerta
Height	6-5		
Eligibility	Sophomore		
Hometown	Le Roy, IL		
Previous	IMG Academy		

Season Highs

Pts	34	vs Virginia, 1/27/26
Rebs	4	vs LIU, 11/3/25
FGM	10	vs Virginia, 1/27/26
FGA	19	vs Virginia, 1/27/26
3FGM	6, 2x	last at TCU, 12/5/25
3FGA	13	vs Virginia, 1/27/26
FTM	9	vs Virginia, 1/27/26
FTA	11	vs Virginia, 1/27/26
Ast	2, 2x	last vs Boston College, 1/24/26
Blk		
Stl	1, 5x	last vs Boston College, 1/24/26

Double Figure Scoring	8
20+ Point Games	3
30+ Point Games	1
Double-Figure Rebounds	0
Double-Doubles	0

Career Highs

Pts	34	vs Virginia, 1/27/26
Rebs	4	vs LIU, 11/3/25
FGM	10	vs Virginia, 1/27/26
FGA	19	vs Virginia, 1/27/26
3FGM	6, 2x	last at TCU, 12/5/25
3FGA	13	vs Virginia, 1/27/26
FTM	9	vs Virginia, 1/27/26
FTA	11	vs Virginia, 1/27/26
Ast	2, 3x	last vs Boston College, 1/24/26
Blk	1	at Clemson, 2/26/25
Stl	1, 5x	last vs Boston College, 1/24/26

Double Figure Scoring	9
20+ Point Games	3
30+ Point Games	1
Double-Figure Rebounds	0
Double-Doubles	0

2024-25 GAME-BY-GAME

Opponent	Date	GS	MIN	Total		3-Pointers		Free throws		Rebounds				PF	A	TO	BLK	STL	PTS	AVG	
				FG-FGA	PCT	3FG-3FGA	PCT	FT-FTA	PCT	OFF	DEF	TOT	AVG								
LIU	11/03/2025		24:59	6-10	.600	6-9	.667	4-4	1.000	2	2	4	4.0	2	2	2	0	0	22	22.0	
Detroit Mercy	11/07/2025		20:56	2-8	.250	2-7	.286	0-0	.000	0	0	0	2.0	1	1	0	0	0	6	14.0	
Eastern Ill.	11/11/2025		08:17	0-3	.000	0-3	.000	0-0	.000	0	0	0	1.3	0	0	0	0	0	0	9.3	
at Ohio St.	11/16/2025		07:49	0-0	.000	0-0	.000	0-0	.000	0	0	0	1.0	0	0	0	0	0	0	7.0	
Bellarmine	11/19/2025		20:09	2-5	.400	2-5	.400	6-6	1.000	1	1	2	1.2	2	1	2	0	0	12	8.0	
vs Kansas	11/24/2025		21:19	1-5	.200	1-5	.200	2-2	1.000	0	1	1	1.2	0	1	0	0	1	5	7.5	
vs Rutgers	11/25/2025		10:30	0-4	.000	0-3	.000	0-0	.000	0	1	1	1.1	1	1	0	0	0	0	6.4	
vs Houston	11/26/2025		20:11	2-6	.333	2-6	.333	2-2	1.000	0	3	3	1.4	4	1	0	0	1	8	6.6	
Missouri	12/02/2025		17:16	4-7	.571	4-7	.571	2-2	1.000	0	0	0	1.2	0	1	0	0	0	14	7.4	
at TCU	12/05/2025		32:31	6-14	.429	6-12	.500	2-2	1.000	1	1	2	1.3	2	1	0	0	0	20	8.7	
Idaho	12/10/2025	*	31:50	5-7	.714	3-4	.750	2-2	1.000	1	2	3	1.5	0	1	0	0	1	15	9.3	
Evansville	12/13/2025	*	25:46	2-5	.400	1-3	.333	0-0	.000	0	2	2	1.5	1	0	2	0	1	5	8.9	
Purdue Fort Wayne	12/21/2025	*	25:03	2-8	.250	1-7	.143	2-2	1.000	0	1	1	1.5	2	1	0	0	0	7	8.8	
at Stanford	12/30/2025		13:32	0-3	.000	0-3	.000	5-5	1.000	0	0	0	1.4	3	0	0	0	0	5	8.5	
at California	01/02/2026		23:41	4-10	.400	3-7	.429	5-7	.714	1	1	2	1.4	0	0	1	0	0	16	9.0	
Clemson	01/10/2026		22:52	2-5	.400	2-3	.667	2-2	1.000	0	1	1	1.4	1	0	0	0	0	8	8.9	
Miami (FL)	01/13/2026		23:38	3-8	.375	2-5	.400	0-0	.000	1	1	2	1.4	3	0	2	0	0	8	8.9	
at Virginia Tech	01/17/2026		29:15	3-8	.375	2-7	.286	6-6	1.000	0	1	1	1.4	2	0	0	0	0	14	9.2	
at North Carolina	01/21/2026	*	24:11	2-9	.222	1-5	.200	4-4	1.000	1	1	2	1.4	0	0	1	0	0	9	9.2	
Boston College	01/24/2026	*	29:07	1-9	.111	1-6	.167	6-6	1.000	0	3	3	1.5	3	2	0	0	1	9	9.2	
Virginia	01/27/2026	*	40:29	10-19	.526	5-13	.385	9-11	.818	1	1	2	1.5	0	1	1	0	0	34	10.3	
Totals			6	473:22	57-153	.373	44-120	.367	59-63	.937	9	23	32	1.5	27	14	11	0	5	217	10.3

Player Averages

Games Played	Minutes/game	Points/game	FG Pct	3FG Pct	FT Pct	Rebounds/game	Assists/game	Turnovers/game	Assist/Turnover ratio	Steals/game	Blocks/game
21	22.5	10.3	37.3	36.7	93.7	1.5	0.7	0.5	1.3	0.2	0.0

CAREER STATS

			Field Goals			3-Point		F-Throws		Rebounds									Scoring	
SEASON	TEAM	GP-GS	MIN/AVG	FG-FGA	FG%	3FG-3FGA	3FG%	FT-FTA	FT%	OFF	DEF	TOT	AVG	PF-FO	A	TO	BLK	STL	PTS	AVG
2024-25	ND	18-0	145/8.0	12-40	.300	10-36	.278	11-12	.917	1	3	4	0.2	12-0	5	6	1	0	45	2.5
2025-26	ND	21-6	473/22.5	57-153	.373	44-120	.367	59-63	.937	9	23	32	1.5	27-0	14	11	0	5	217	10.3
TOTAL		39-6	618/15.8	69-193	.358	54-156	.346	70-75	.933	10	26	36	0.9	39-0	19	17	1	5	262	6.7

Sophomore Season (2025-26)

- Played in all 21 games, averaging 22.5 minutes - more than doubled from last season.

- Coming off the best game of his collegiate career, exploding for 34 points vs. #17 Virginia on Jan. 27. Certa was 10-19 from the field, 5-13 from three & 9-11 from the FT line.

- Certa's 34 points were the most by a Notre Dame player against an AP-ranked team since Nov. 26, 2008, when Kyle McAlarney scored 39 in a loss to No. 1 UNC. His 34 points were also the 3rd most by a ND player in an ACC contest, trailing just Markus Burton's 43 points vs. Cal (4OT) & Matt Farrell's 37 points against Boston College.

- Last 5 games: 14.8 ppg. Most free throws made in that span, converting 25-27.

- Ranks 4th in the nation in free throw percentage at 93.7%. He's 59-63 on the year.

- His FT% number would rank 1st all-time in a season if it holds. Current placeholder is Steve Vasturia's 91.0%.

- 2nd most ppg in ACC play with 12.9.

- 17.0 ppg against ranked opposition this year - team best.

- Currently 36.7% from three, averaging 2.1 made threes/game.

- Certa is best from the corner where he's 43.2% from three (16-37).

- ACC games in double figures before Virginia career high - 16 points behind three triples at Cal // 14 points at Virginia Tech.

- The 3 straight games in double figures (Missouri, TCU, Idaho) marked a career best streak.

- Lightning in a bottle in the second half of TCU. Certa drained four consecutive three-pointers to start the second half and eventually hit five in the half and six total in the game. Certa finished with a co-team best 20 points.

- With the TCU performance, Certa had his 2nd game off the bench this season with 5+ threes. The most games off bench w/ 5+ made threes since 1996: Cole Certa 2 in 2025-26; Matt Ryan 2 in 2016-17; Chris Quinn 2 in 2003-04.

- Certa-fied bucket struck again at the end of the Missouri (12/2) win. Cole drained three triples in the last 4:35 of the game, including the game-winner with 17 seconds left. Cole finished with 14 points on 4-7 shooting from three.

- Hit a pair of threes against #2 Houston, finishing with 8 points, 3 rebounds, 1 assist & 1 steal.

- Player of the Game in the opening win over LIU, going off for a career high 22 points. He drained 6-9 from three-point range.

Freshman Season (2024-25)

- Played in 18-of-33 games, averaging 8.0 min.

- Converted two clutch free throws with four seconds left in the 112-10 4OT win over Cal.

- Another hero moment for Certa vs. Stanford on March 5. Down one with 18 seconds left, Certa drained a corner three right in front his bench for the eventual 56-54 win.

- Tallied 8 points over 12 minutes at Wake Forest on March 1. Certa was 2-5 from beyond the arc.

- Feb. 22 - a 76-72 win over Pitt - Will forever be known as the Cole Certa game. Certa recorded all 12 of his points in the 2nd half but it all stemmed from a 125-second period in which he drained 3 triples.

- Had one of the most incredible threes of the season at BC on Feb. 12 as his near half-court heave found nothing but.

- Saw game action for the first time in over a month at Florida State (2/4). Played in back-to-back games with time vs. Virginia



6

BRADY KOEHLER
FRESHMAN | FORWARD

@brady__koehler @BradyKoehler3

Height	6-10
Eligibility	Freshman
Hometown	Fishers, IN
Previous	Cathedral High

Season Highs

Pts	17	at Virginia Tech, 1/17/26
Rebs	10	vs Virginia, 1/27/26
FGM	5	at Virginia Tech, 1/17/26
FGA	8	vs Clemson, 1/10/26
3FGM	2, 2x	last at Virginia Tech, 1/17/26
3FGA	4	vs Detroit Mercy, 11/7/25
FTM	9	vs Virginia, 1/27/26
FTA	10	vs Virginia, 1/27/26
Ast	1, 3x	last at Virginia Tech, 1/17/26
Blk	4, 2x	last vs Virginia, 1/27/26
Stl	3	vs Virginia, 1/27/26

Double Figure Scoring	3
20+ Point Games	0
Double-Figure Rebounds	1
Double-Doubles	1

Career Highs

Pts	17	at Virginia Tech, 1/17/26
Rebs	10	vs Virginia, 1/27/26
FGM	5	at Virginia Tech, 1/17/26
FGA	8	vs Clemson, 1/10/26
3FGM	2, 2x	last at Virginia Tech, 1/17/26
3FGA	4	vs Detroit Mercy, 11/7/25
FTM	9	vs Virginia, 1/27/26
FTA	10	vs Virginia, 1/27/26
Ast	1, 3x	last at Virginia Tech, 1/17/26
Blk	4, 2x	last vs Virginia, 1/27/26
Stl	3	vs Virginia, 1/27/26

Double Figure Scoring	3
20+ Point Games	0
Double-Figure Rebounds	1
Double-Doubles	1

2025-26 GAME-BY-GAME

Opponent	Date	GS	MIN	Total		3-Pointers		Free throws		Rebounds				PF	A	TO	BLK	STL	PTS	AVG	
				FG-FGA	PCT	3FG-3FGA	PCT	FT-FTA	PCT	OFF	DEF	TOT	AVG								
LIU	11/03/2025		06:20	0-1	.000	0-1	.000	1-2	.500	0	2	2	2.0	2	1	0	0	0	1	1.0	
Detroit Mercy	11/07/2025		14:32	4-6	.667	2-4	.500	0-0	.000	1	3	4	3.0	3	0	1	1	0	10	5.5	
Eastern Ill.	11/11/2025		02:46	0-0	.000	0-0	.000	0-0	.000	0	0	0	2.0	0	0	0	0	0	0	3.7	
at Ohio St.	11/16/2025		07:12	0-0	.000	0-0	.000	0-0	.000	0	2	2	2.0	0	0	0	0	0	0	2.8	
Bellarmine	11/19/2025		13:02	2-3	.667	0-1	.000	0-0	.000	1	2	3	2.2	3	0	1	0	0	4	3.0	
vs Kansas	11/24/2025		04:22	0-0	.000	0-0	.000	0-0	.000	0	0	0	1.8	0	0	0	0	0	0	2.5	
vs Rutgers	11/25/2025		03:25	1-3	.333	1-2	.500	0-0	.000	1	0	1	1.7	0	0	0	0	0	3	2.6	
Missouri	12/02/2025		07:58	1-2	.500	1-1	1.000	0-0	.000	0	0	0	1.5	3	0	2	1	1	3	2.6	
at TCU	12/05/2025		13:24	2-5	.400	0-1	.000	0-2	.000	2	2	4	1.8	2	1	2	0	0	4	2.8	
Idaho	12/10/2025		22:06	1-3	.333	0-0	.000	0-0	.000	0	4	4	2.0	1	0	0	4	0	2	2.7	
Evansville	12/13/2025		18:30	1-4	.250	0-2	.000	3-3	1.000	0	1	1	1.9	5	0	2	0	2	5	2.9	
Purdue Fort Wayne	12/21/2025		08:57	1-3	.333	1-2	.500	0-0	.000	0	1	1	1.8	2	0	2	0	0	3	2.9	
at Stanford	12/30/2025		07:53	3-5	.600	1-1	1.000	0-0	.000	1	1	2	1.8	2	0	0	0	0	7	3.2	
at California	01/02/2026		06:13	2-3	.667	1-2	.500	0-0	.000	0	1	1	1.8	3	0	0	0	0	5	3.4	
Clemson	01/10/2026		19:37	2-8	.250	0-2	.000	2-3	.667	3	3	6	2.1	3	0	1	1	0	6	3.5	
Miami (FL)	01/13/2026		08:16	2-3	.667	1-1	1.000	0-0	.000	0	2	2	2.1	1	0	0	0	0	5	3.6	
at Virginia Tech	01/17/2026		21:52	5-7	.714	2-3	.667	5-6	.833	1	2	3	2.1	4	1	1	0	2	17	4.4	
at North Carolina	01/21/2026	*	22:43	1-5	.200	0-1	.000	0-3	.000	2	1	3	2.2	2	0	0	0	1	2	4.3	
Boston College	01/24/2026	*	18:06	1-4	.250	1-3	.333	0-0	.000	1	3	4	2.3	3	0	0	2	0	3	4.2	
Virginia	01/27/2026	*	41:47	3-5	.600	1-2	.500	9-10	.900	1	9	10	2.7	5	0	1	4	3	16	4.8	
Totals			3	269:01	32-70	.457	12-29	.414	20-29	.690	14	39	53	2.7	44	3	13	13	9	96	4.8

Player Averages

Games Played	Minutes/game	Points/game	FG Pct	3FG Pct	FT Pct	Rebounds/game	Assists/game	Turnovers/game	Assist/Turnover ratio	Steals/game	Blocks/game
20	13.5	4.8	45.7	41.4	69.0	2.7	0.2	0.7	0.2	0.5	0.7

CAREER STATS

				Field Goals		3-Point		F-Throws		Rebounds									Scoring	
SEASON	TEAM	GP-GS	MIN/AVG	FG-FGA	FG%	3FG-3FGA	3FG%	FT-FTA	FT%	OFF	DEF	TOT	AVG	PF-FO	A	TO	BLK	STL	PTS	AVG
2025-26	ND	20-3	269/13.5	32-70	.457	12-29	.414	20-29	.690	14	39	53	2.7	44-2	3	13	13	9	96	4.8
TOTAL		20-3	269/13.5	32-70	.457	12-29	.414	20-29	.690	14	39	53	2.7	44-2	3	13	13	9	96	4.8

Freshman Season [2025-26]

- Played in 20-of-21 games, averaging 13.5 minutes off the bench. Has made 2 straight starts.
 - Flashed more of his potential in Virginia 2OT game where he recorded his first career double-double with 16 points and 10 rebounds (season high). Also tied his high of 4 blocks and set a new high of 3 steals. He played every minute of the 2nd half. Set a new best of 9-10 from the FT line.
 - Was ND's best player at Virginia Tech on Jan. 17. Scored 15 of his career high 17 points in the 2nd half. Overall, he was 5-7 from the field, plus 2-3 from three & 5-6 from the stripe.
 - He's shooting 48.4 from two-point range.
 - Thrives in the midrange where he's 53.8%. Plus 11-16 (.688) around the rim.
 - Shooting 47.4% in above break threes.
 - Fewer three point attempts than most of his ND teammates, but with that said, he boasts the 2nd best 3pt% at 41.4%.
 - Averaging 7.6 points in ACC play on 47.5% shooting, 7-15 (.467) from three.
 - Scored 7 straight points for the Irish in the 2nd half at Stanford.
 - Recorded a career-high 4 blocks in the win over Idaho (12/10)
 - Was a key reserve in both wins vs. Missouri (12/2) & TCU. Against Mizzou, Koehler hit a huge three halfway thru 2nd half. At TCU, he collected 4 points & 4 rebounds.
 - Drained a three in the win over Rutgers in Vegas.
 - First collegiate double digit scoring performance in game 2 vs. Detroit Mercy. Koehler dropped 10 pts on 4-6 shooting.
- Prep Career**
- A consensus top-100 recruit. Finished with an ESPN national ranking of 82
 - Attended Coach Shrewsberry's former high school in Cathedral.
 - 2025 AP Indiana Boys Basketball All-State First Team
 - 2025 IBCA Senior Supreme 15 All-State
 - 2025 Indiana All-Star selection
 - 2025 Midwest Challenge participant on Team Indiana
 - As a senior, Koehler averaged 16.3 points, 6.6 rebounds, 3.0 assists, 2.0 steals and 2.0 blocks
 - Averaged 15.5 points, 6.5 rebounds and 2.3 blocks per game in his junior season. In addition, he shot 38.6 percent (32-for-83) from beyond the arc.
 - Named 2024 Indiana Junior All-Star.
 - Koehler and Jalen Haralson are no strangers to each other for they were teammates on the Indy Heat 17U EYBL squad.



7

RYDER FROST
FRESHMAN | FORWARD

@ryderfrost @RyderFrost7

Height	6-7
Eligibility	Freshman
Hometown	Beverly, MA
Previous	Phillips Exeter Academy

Season Highs

Pts	15	vs LIU, 11/3/25
Rebs	3, 2x	last at North Carolina, 1/21/26
FGM	5	vs LIU, 11/3/25
FGA	8	vs Houston, 11/26/25
3FGM	4	vs LIU, 11/3/25
3FGA	7	vs Houston, 11/26/25
FTM	2	vs Detroit Mercy, 11/7/25
FTA	2, 4x	last at North Carolina, 1/21/26
Ast	1, 2x	last vs Houston, 11/26/25
Blk		
Stl	1	vs Detroit Mercy, 11/7/25

Double Figure Scoring	3
20+ Point Games	0
Double-Figure Rebounds	0
Double-Doubles	0

Career Highs

Pts	15	vs LIU, 11/3/25
Rebs	3, 2x	at North Carolina, 1/21/26
FGM	5	vs LIU, 11/3/25
FGA	8	vs Houston, 11/26/25
3FGM	4	vs LIU, 11/3/25
3FGA	7	vs Houston, 11/26/25
FTM	2	vs Detroit Mercy, 11/7/25
FTA	2, 4x	last at North Carolina, 1/21/26
Ast	1, 2x	last vs Houston, 11/26/25
Blk		
Stl	1	vs Detroit Mercy, 11/7/25

Double Figure Scoring	3
20+ Point Games	0
Double-Figure Rebounds	0
Double-Doubles	0

Freshman Season [2025-26]

- Seen action in 17 of 21 games.
- Averaging 2.9 ppg on 6.2 minutes per game.
- Has recorded a three-pointer in 3 of the last 4 games.
- 10 points in 14 minutes at North Carolina (1/21). Efficient from three, going 3-4.
- Came off the bench vs. Miami (1/13) and scored 7 straight points for the Irish, including 2 triples.
- Season best 24 minutes against #2 Houston in Vegas. Recorded 5 points, 3 rebounds, 1 assist.
- First two games = back-to-back double digit scoring games for the freshman despite not starting. Frost was a combined 8-12 from the field and 6-10 from beyond the arc.
- One of the breakout performers in game one, scoring all of his 15 points in the 2nd half. Frost didn't miss in the half, going 4-4 from deep, 5-5 from the field.

Prep Career

- Consensus top-100 recruit nationally. Ranked 79th by ESPN
- 2025 Capital Classic participant with the United States All-Stars – earned team MVP after recording 18 points behind 6-8 shooting from three.
- Finished in the top-10 17U leaders in Box Plus-Minus from AAU at 10.9.
- Landed on Paul Biancardi's 2025 top shot-makers list.
- Averaged 21.6 points, 7.7 rebounds and 3.2 assists per game in his junior season as he led Phillips Exeter to a NEPSAC Class A championship.
- Frost made nearly 44 percent of his 201 three-point attempts.
- Ultimately named the 2024 NEPSAC Class A Player of the Year.
- Played on the Under Armour Association circuit in the summer of 2024 with 17U Middlesex Magic. He shot 48.0 percent from the field (98-of-204) and 45.2 percent from three (70-of-155), averaging 15.8 points, 5.4 rebounds and 1.8 assists in 18 games.
- His 45 percent clip from three-point range led the Under Armour circuit.

2025-26 GAME-BY-GAME																	
Opponent	Date	GS	MIN	Total		3-Pointers		Free throws		Rebounds				PF	A	TO	PTS
				FG-FGA	PCT	3FG-3FGA	PCT	FT-FTA	PCT	OFF	DEF	TOT	AVG				
LIU	11/03/2025		13:35	5-6	.833	4-5	.800	1-2	.500	1	1	2	2.0	1	1	0	15
Detroit Mercy	11/07/2025		13:08	3-6	.500	2-5	.400	2-2	1.000	0	1	1	1.5	1	0	1	12.5
Eastern Ill.	11/11/2025		03:33	0-1	.000	0-1	.000	0-0	.000	0	2	2	1.7	0	0	0	8.3
at Ohio St.	11/16/2025		01:42	0-1	.000	0-1	.000	0-0	.000	0	0	0	1.3	0	0	0	6.3
vs Kansas	11/24/2025		02:42	0-1	.000	0-1	.000	0-0	.000	0	0	0	1.0	0	0	0	5.0
vs Rutgers	11/25/2025		00:28	0-0	.000	0-0	.000	0-0	.000	0	0	0	0.8	0	0	0	4.2
vs Houston	11/26/2025		23:40	2-8	.250	1-7	.143	0-0	.000	1	2	3	1.1	0	1	0	4.3
Missouri	12/02/2025		01:14	0-2	.000	0-2	.000	0-0	.000	0	0	0	1.0	0	0	0	3.8
at TCU	12/05/2025		00:10	0-0	.000	0-0	.000	0-0	.000	0	1	1	1.0	0	0	0	3.3
Evansville	12/13/2025		01:57	0-1	.000	0-1	.000	0-0	.000	0	0	0	0.9	0	0	0	3.0
Purdue Fort Wayne	12/21/2025		02:40	0-0	.000	0-0	.000	0-0	.000	0	0	0	0.8	0	0	0	2.7
at Stanford	12/30/2025		00:17	0-0	.000	0-0	.000	0-0	.000	0	0	0	0.8	0	0	0	2.5
Clemson	01/10/2026		04:46	0-0	.000	0-0	.000	0-0	.000	0	0	0	0.7	0	0	0	2.3
Miami (FL)	01/13/2026		11:39	2-5	.400	2-5	.400	1-2	.500	0	2	2	0.8	2	0	0	2.6
at North Carolina	01/21/2026		14:23	3-4	.750	3-4	.750	1-2	.500	1	2	3	0.9	3	0	0	3.1
Boston College	01/24/2026		05:54	1-2	.500	1-2	.500	0-0	.000	0	0	0	0.9	2	1	0	3.1
Virginia	01/27/2026		04:20	0-1	.000	0-0	.000	0-0	.000	0	0	0	0.8	1	0	0	2.9
Totals		0	106:07	16-38	.421	13-34	.382	5-8	.625	3	11	14	0.8	10	2	2	2.9

Player Averages

Games Played	Minutes/game	Points/game	FG Pct	3FG Pct	FT Pct	Rebounds/game	Assists/game	Turnovers/game	Assist/Turnover ratio	Steals/game	Blocks/game
17	6.2	2.9	42.1	38.2	62.5	0.8	0.1	0.1	1.0	0.1	0.0

CAREER STATS																	
SEASON	TEAM	GP-GS	MIN/AVG	Field Goals		3-Point		F-Throws		Rebounds				Scoring			
				FG-FGA	FG%	3FG-3FGA	3FG%	FT-FTA	FT%	OFF	DEF	TOT	AVG	PF-FO	A	TO	PTS
2025-26	ND	17-0	106/6.2	16-38	.421	13-34	.382	5-8	.625	3	11	14	0.8	10-0	2	2	2.9
TOTAL		17-0	106/6.2	16-38	.421	13-34	.382	5-8	.625	3	11	14	0.8	10-0	2	2	2.9



10

JALEN HARALSON

FRESHMAN | GUARD

@jalen.haralson	@JalenHaralson3
Height	6-7
Eligibility	Freshman
Hometown	Anderson, IN
Previous	La Lumiere

Season Highs

Pts	21	vs Purdue Fort Wayne, 12/21/25
Rebs	9	vs Purdue Fort Wayne, 12/21/25
FGM	8, 3x	last vs Boston College, 1/24/26
FGA	16, 3x	last at North Carolina, 1/21/26
3FGM	3	vs Clemson, 1/10/26
3FGA	4	vs Clemson, 1/10/26
FTM	9	vs Purdue Fort Wayne, 12/21/25
FTA	11	vs Purdue Fort Wayne, 12/21/25
Ast	9	at TCU, 12/5/25
Blk	1, 6x	last at Cal, 1/2/26
Stl	2, 2x	last vs Evansville, 12/13/25

Double Figure Scoring	18
20+ Point Games	4
Double-Figure Rebounds	0
Double-Doubles	0

Career Highs

Pts	21	vs Purdue Fort Wayne, 12/21/25
Rebs	9	vs Purdue Fort Wayne, 12/21/25
FGM	8, 3x	last vs Boston College, 1/24/26
FGA	16, 3x	last at North Carolina, 1/21/26
3FGM	3	vs Clemson, 1/10/26
3FGA	4	vs Clemson, 1/10/26
FTM	9	vs Purdue Fort Wayne, 12/21/25
FTA	11	vs Purdue Fort Wayne, 12/21/25
Ast	9	at TCU, 12/5/25
Blk	1, 6x	last at Cal, 1/2/26
Stl	2, 2x	last vs Evasville 12/13/25

Double Figure Scoring	18
20+ Point Games	4
Double-Figure Rebounds	0
Double-Doubles	0

2025-26 GAME-BY-GAME

Opponent	Date	GS	MIN	Total		3-Pointers		Free throws		Rebounds				PF	A	TO	BLK	STL	PTS	AVG
				FG-FGA	PCT	3FG-3FGA	PCT	FT-FTA	PCT	OFF	DEF	TOT	AVG							
LIU	11/03/2025	*	12:23	2-7	.286	0-1	.000	0-1	.000	0	3	3	3.0	1	0	4	0	0	4	4.0
Eastern Ill.	11/11/2025		25:37	6-6	1.000	0-0	.000	5-6	.833	1	4	5	4.0	3	3	2	0	1	17	10.5
at Ohio St.	11/16/2025		26:18	5-10	.500	0-0	.000	3-3	1.000	0	2	2	3.3	3	3	3	1	2	13	11.3
Bellarmino	11/19/2025	*	29:57	6-12	.500	0-2	.000	4-9	.444	3	1	4	3.5	2	5	1	0	0	16	12.5
vs Kansas	11/24/2025	*	24:54	5-14	.357	0-2	.000	3-5	.600	3	2	5	3.8	3	1	1	1	0	13	12.6
vs Rutgers	11/25/2025	*	28:31	6-12	.500	0-0	.000	3-4	.750	0	1	1	3.3	4	1	1	0	1	15	13.0
vs Houston	11/26/2025	*	22:19	4-8	.500	0-1	.000	6-8	.750	1	1	2	3.1	0	0	1	1	0	14	13.1
Missouri	12/02/2025	*	21:30	5-7	.714	0-0	.000	3-4	.750	1	3	4	3.3	5	2	2	0	1	13	13.1
at TCU	12/05/2025	*	37:56	8-12	.667	0-1	.000	4-7	.571	1	4	5	3.4	3	9	5	1	0	20	13.9
Idaho	12/10/2025	*	25:18	8-16	.500	0-0	.000	4-7	.571	1	1	2	3.3	2	2	2	0	0	20	14.5
Evansville	12/13/2025	*	19:02	4-16	.250	0-1	.000	2-3	.667	1	1	2	3.2	0	3	2	0	2	10	14.1
Purdue Fort Wayne	12/21/2025	*	27:08	6-13	.462	0-0	.000	9-11	.818	5	4	9	3.7	1	4	6	1	0	21	14.7
at Stanford	12/30/2025	*	29:51	5-14	.357	0-2	.000	3-8	.375	1	3	4	3.7	1	0	8	0	0	13	14.5
at California	01/02/2026	*	30:37	5-9	.556	2-3	.667	5-10	.500	1	3	4	3.7	1	4	2	1	0	17	14.7
Clemson	01/10/2026	*	26:48	6-11	.545	3-4	.750	3-5	.600	0	0	0	3.5	3	0	2	0	0	18	14.9
Miami (FL)	01/13/2026	*	33:32	6-13	.462	0-1	.000	6-10	.600	0	3	3	3.4	1	2	5	0	0	18	15.1
at Virginia Tech	01/17/2026	*	20:34	4-6	.667	0-1	.000	0-0	.000	3	1	4	3.5	4	2	3	0	1	8	14.7
at North Carolina	01/21/2026	*	18:45	6-16	.375	0-1	.000	1-2	.500	4	2	6	3.6	2	1	0	0	0	13	14.6
Boston College	01/24/2026	*	27:18	8-13	.615	0-1	.000	1-4	.250	1	3	4	3.6	3	2	0	0	0	17	14.7
Virginia	01/27/2026	*	43:52	6-11	.545	0-1	.000	8-10	.800	1	3	4	3.7	3	7	2	0	1	20	15.0
Totals			18 532:10	111-226	.491	5-22	.227	73-117	.624	28	45	73	3.7	45	51	52	6	9	300	15.0

Player Averages

Games Played	Minutes/ game	Points/ game	FG Pct	3FG Pct	FT Pct	Rebounds/ game	Assists/ game	Turnovers/ game	Assist/Turnover ratio	Steals/ game	Blocks/ game
20	26.6	15.0	49.1	22.7	62.4	3.7	2.6	2.6	1.0	0.5	0.3

CAREER STATS

				Field Goals		3-Point		F-Throws		Rebounds										Scoring	
SEASON TEAM	GP-GS	MIN/AVG	FG-FGA	FG%	3FG-3FGA	3FG%	FT-FTA	FT%	OFF	DEF	TOT	AVG	PF-FO	A	TO	BLK	STL	PTS	AVG		
2025-26	ND	20-18	532/26.6	111-226	.491	5-22	.227	73-117	.624	28	45	73	3.7	45-1	51	52	6	9	300	15.0	
TOTAL		20-18	532/26.6	111-226	.491	5-22	.227	73-117	.624	28	45	73	3.7	45-1	51	52	6	9	300	15.0	

Freshman Season [2025-26]

- 18 starts, 20 games played, averaging 26.6 minutes. Missed game 2 due to concussion protocol.

- Currently ranks **5th amongst ACC freshmen in scoring** at 15.0 ppg.

- Averaging a team best 15.5 ppg in ACC play - shooting 49.5% from the field - latter ranks 11th in the league.

- Last 3 games -- 50 points (16.7 ppg) on 50.0% shooting (20-40 FG). Team best 10 assists.

- Last time out: 1st 20-point game in ACC play with 20 vs. #17 Virginia. Was 6-11 from field, 8-10 from FT line & dished out 7 assists.

- Averaging 15.7 ppg against ranked teams.

- BC win on Jan. 24 - recorded 11 of his 17 points in the second half and finished 8-13 overall.

- His 15 straight games in double figures came to an end at Virginia Tech on Jan. 17 when he scored eight.

- Went his first 13 games without a three but then went a combined 5-7 vs. Cal & Clemson.

- Starting Hot - First 10 minutes of each Cal, Clemson, Miami - a combined 10-13 from the field for 27 points. Vs. Clemson (1/10) - scored 11 of the team's first 17 points & finished with a team high 18. At Cal (1/2) - scored the first 10 points of the game, which included draining his first two threes of his career, finishing with 17 points.

- **Converting 69.2% from within 4.5 feet.**

- Shooting 52.0% overall from 2-point range.

- Leads the team in FT attempts, averaging 5.9 per game.

- Haralson was CLUTCH at TCU, hitting the game-tying fadeaway shot with three seconds left to send it to overtime. He finished 8-12 from the floor to total 20 points; plus 5 rebounds and a career best 9 assists. ND players to match those marks in a game in last 30 seasons: Jerian Grant in 2015 / Chris Thomas x3 (twice in 2002 and once in 2005).

- Game prior, he ignited a great 2nd half start in win over Missouri, scoring 7 of the team's first 9 points. Ultimately finished with 13 points on 5-7 shooting.

- Averaged second most points in Vegas with 14.0 ppg. Haralson was 15-34 (.441) from the field.

- Bounced back in game 3 in impressive fashion, earning Coach Shrews' Fight Night Belt. Haralson dropped 17 points, with 13 coming in the 2nd half. Haralson was a perfect 6-6 from the field.

Prep Career

- Highest-rated prospect to commit to the Irish in the modern history of the program.

- A consensus five-star recruit and the top-ranked prospect in the state of Indiana. Finished with a top-20 recruit ranking by both ESPN and 247 Sports

- Became the 20th McDonald's All-American Game participant in program history and the first in the Shrewsberry Era

- 2025 Midwest Challenge – Team Indiana // 2025 Naismith Midseason Team

- Averaged 21.2 points and 7.3 rebounds with the Indy Heat on the Nike EYBL circuit in the spring of 2024. He then followed that up with 16.6 ppg at the Nike Peach Jam in July

USA Basketball

- Member of the 2025 USA Men's Nike Hoop Summit team that defeated the World Select team 124-114 in OT

- Represented USA at the FIBA U17 World Cup in the summer of 2024. He averaged 11.1 points and 4.0 rebounds in seven games as the team ultimately won the gold medal.



11

BRAEDEN
SHREWSBERRY
JUNIOR | GUARD

@braedenshrewsberry

@BraedenShrews

Height	6-4
Eligibility	Junior
Hometown	Granger, IN
Previous	State College Area High

Season Highs

Pts	26 vs Evansville, 12/13/25
Rebs	5, 2x last at Cal, 1/2/26
FGM	9 vs Evansville, 12/13/25
FGA	17, 2x last vs Boston College, 1/24/26
3FGM	8 vs Evansville, 12/13/25
3FGA	12 at Cal, 12/2/26
FTM	6 at Cal, 1/2/26
FTA	6, 2x last vs Boston College, 1/24/26
Ast	5 at North Carolina, 1/21/26
Blk	1, 3x last at Stanford, 12/30/25
Stl	1, 6x last vs Virginia, 1/27/26

Double Figure Scoring	12
20+ Point Games	3
Double-Figure Rebounds	0
Double-Doubles	0

Career Highs

Pts	26 vs Evansville, 12/13/25
Rebs	7 at Florida St, 2/4/25
FGM	9 vs Evansville, 12/13/25
FGA	20 vs Rutgers, 11/26/24
3FGM	8 vs Evansville, 12/13/25
3FGA	13, 2x last vs Houston, 11/27/24
FTM	6, 2x last at Cal, 1/2/26
FTA	6, 3x last vs Boston College, 1/24/26
Ast	5 at North Carolina, 1/21/26
Blk	1, 8x last at Stanford, 12/30/25
Stl	3, 2x last vs Virginia Tech, 2/8/25

Double Figure Scoring	50
20+ Point Games	10
Double-Figure Rebounds	0
Double-Doubles	0

2024-25 GAME-BY-GAME

Opponent	Date	GS	MIN	Total		3-Pointers		Free throws		Rebounds		PF	A	TO	BLK	STL	PTS	AVG			
				FG-FGA	PCT	3FG-3FGA	PCT	FT-FTA	PCT	OFF	DEF								TOT	AVG	
LIU	11/03/2025	*	18:29	1-4	.250	0-2	.000	0-0	.000	0	0	0	0.0	1	3	1	0	2	2.0		
Detroit Mercy	11/07/2025	*	28:50	5-8	.625	5-8	.625	4-4	1.000	0	3	3	1.5	0	3	0	0	1	19	10.5	
Eastern Ill.	11/11/2025	*	29:31	6-9	.667	6-8	.750	0-0	.000	0	2	2	1.7	0	2	0	0	0	18	13.0	
at Ohio St.	11/16/2025	*	32:11	4-7	.571	2-3	.667	1-2	.500	0	4	4	2.3	1	0	2	0	1	11	12.5	
Bellarmine	11/19/2025	*	28:56	2-5	.400	2-5	.400	1-2	.500	0	4	4	2.6	3	0	1	1	0	7	11.4	
vs Kansas	11/24/2025	*	33:39	3-9	.333	3-9	.333	0-0	.000	0	2	2	2.5	1	1	0	0	9	11.0		
vs Rutgers	11/25/2025	*	33:03	5-11	.455	3-6	.500	0-0	.000	0	2	2	2.4	1	1	1	0	0	13	11.3	
vs Houston	11/26/2025	*	19:50	0-4	.000	0-4	.000	0-0	.000	0	2	2	2.4	2	0	0	0	0	0	9.9	
Missouri	12/02/2025	*	35:28	3-9	.333	3-9	.333	2-2	1.000	0	3	3	2.4	1	1	0	0	0	11	10.0	
at TCU	12/05/2025	*	37:52	5-10	.500	3-7	.429	2-4	.500	0	5	5	2.7	1	4	2	0	0	15	10.5	
Idaho	12/10/2025	*	28:57	5-9	.556	4-7	.571	0-0	.000	0	2	2	2.6	1	2	1	0	1	14	10.8	
Evansville	12/13/2025	*	31:39	9-12	.750	8-10	.800	0-0	.000	0	2	2	2.6	1	0	1	0	0	26	12.1	
Purdue Fort Wayne	12/21/2025	*	34:53	4-11	.364	3-8	.375	2-2	1.000	0	3	3	2.6	3	1	1	1	0	13	12.2	
at Stanford	12/30/2025	*	30:27	0-8	.000	0-5	.000	0-1	.000	0	3	3	2.6	0	1	0	1	0	0	11.3	
at California	01/02/2026	*	30:47	5-17	.294	5-12	.417	6-6	1.000	1	4	5	2.8	2	1	0	0	0	21	11.9	
Clemson	01/10/2026	*	32:28	2-7	.286	1-4	.250	0-0	.000	0	1	1	2.7	1	1	3	0	0	5	11.5	
Miami (FL)	01/13/2026	*	25:07	3-6	.500	2-5	.400	0-0	.000	0	3	3	2.7	4	3	0	0	1	8	11.3	
at Virginia Tech	01/17/2026	*	34:50	3-10	.300	0-5	.000	0-0	.000	0	3	3	2.7	0	2	2	0	0	6	11.0	
at North Carolina	01/21/2026	*	26:59	1-5	.200	1-3	.333	0-0	.000	0	3	3	2.7	1	5	1	0	0	3	10.6	
Boston College	01/24/2026	*	33:01	8-17	.471	2-9	.222	4-6	.667	0	4	4	2.8	1	1	2	0	0	22	11.2	
Virginia	01/27/2026	*	46:43	6-15	.400	5-9	.556	1-1	1.000	0	2	2	2.8	1	4	3	0	1	18	11.5	
Totals			21	653:40	80-193	.415	58-138	.420	23-30	.767	1	57	58	2.8	26	36	21	3	6	241	11.5

Player Averages

Games Played	Minutes/game	Points/game	FG Pct	3FG Pct	FT Pct	Rebounds/game	Assists/game	Turnovers/game	Assist/Turnover ratio	Steals/game	Blocks/game
21	31.1	11.5	41.5	42.0	76.7	2.8	1.7	1.0	1.7	0.3	0.1

CAREER STATS

		Field Goals					3-Point		F-Throws		Rebounds			PF-FO			Scoring				
SEASON	TEAM	GP-GS	MIN/AVG	FG-FGA	FG%	3FG-3FGA	3FG%	FT-FTA	FT%	OFF	DEF	TOT	AVG	PF-FO	A	TO	BLK	STL	PTS	AVG	
2023-24	ND	33-15	934/28.3	115-289	.398	78-210	.371	28-34	.824	4	78	82	2.5	31-0	29	38	1	16	336	10.2	
2024-25	ND	26-26	900/34.6	129-312	.413	72-195	.369	34-41	.829	10	69	79	3.0	32-1	42	31	4	15	364	14.0	
2025-26	ND	21-21	654/31.1	80-193	.415	58-138	.420	23-30	.767	1	57	58	2.8	26-0	36	21	3	6	241	11.5	
TOTAL		80-62	2488/31.1	324-794	.408	208-543	.383	85-105	.810	15	204	219	2.7	89-1	107	90	8	37	941	11.8	

Awards

2023-24

- ACC Rookie of the Week (Jan. 15, 2024)

Junior Season [2025-26]

- Started in all 21 games, averaging 31.1 min.

- Braeden is 42.0% from three - 1st in the ACC / 29th in the nation. He's converting 2.8 made threes per game - 4th in ACC.

- Last 2 games -- 40 points on 14-32 (.438) shooting, 7-18 (.389) from three.

- Last time out -- Scored 15 of his 18 points in the 1st half vs. #17 Virginia, where he was 4-4 from three, 5-8 overall.

- Reached the 200 career made three pointers milestone vs. Miami on Jan. 13. He is the 14th person all-time to reach 200 at Notre Dame.

- Sweet spot - the corner three - 55.6% - that's 19.9% above the D-1 average.

- Also finding tremendous success in the midrange where he's 45.0% (9-20).

- Averaging 10.4 ppg in ACC play.

- Win over BC -- Shrewsberry finished with a game-high 22 points, marking his second-highest scoring output of the season and second ACC game with 20+ points. He hit the biggest shot of the night, draining a three with 1:26 remaining to push the Irish up five.

- Career high 5 assists at North Carolina on Jan. 21.

- Big 2nd half at Cal - dropped 16 of his 21 points, converting 4-9 from three. Career best 6-6 day from the stripe.

- Had a career-day in the win over Evansville (12/13) with a career-high 26 points on a career-best 8-of-10 shooting from three. His 8 made triples tied for the 7th most in a game all-time in program history.

- Went 3-9 from three in the win over Mizzou, followed that up with a 3-7 effort in win at TCU. Braeden posted back-to-back games in double figures with 11 & 15 points, respectively.

- Averaged 7.3 points in Vegas.

- Went 6-8 from three in win over EIU, totaling 18 pts. Was 5-6 from three in the 2nd half.

- Team high 19 points in win over Detroit Mercy. Got hot from three, draining 5-8.

Sophomore Season [2024-25]

- Missed the last 7 games of the season recovering from a lower-abdomen injury.

- Averaged 14.0 ppg, up from last year's 10.2. He shot 41.3%, up from last year's 39.8%.

- 2.8 threes/game (3rd in ACC), converting 36.9% from deep (3rd). Higher three ball numbers in ACC Play -- 2.9 threes/game (3rd in ACC) while hitting 40.0% from deep (5th).

- Shrewsberry's sweet spot? Corner threes -- he was 45.5% (15-for-33).

- Converted 48.7% from two-point range. He shot 43.2% from midrange 2s, 44.9% from the paint and he's 16-24 from around the rim.

- Bounced back after 0-point game vs. VT with three strong performances before his injury. Braeden averaged 16.3 ppg in that span on 16-39 shooting (.410), plus 11-24 (.458) from three.

- Braeden's three with 5:23 left kicked off a 13-0 run vs. Georgia Tech on Jan. 28. He also sealed the 71-68 victory with 3 critical free throws with less than 12 seconds left.

- Played hero in 69-64 win over Syracuse on Dec. 7. Tied his career high with 25 points on 6-11 shooting from three. Shrewsberry was clutch late, hitting a three with 3:27 left to put the Irish up 63-60, and again at 2:11 to push the Irish ahead 67-62.



12

GARRETT SUNDRA

SOPHOMORE | FORWARD

@garrettsundra	@GarrettSundra
Height	6-11
Eligibility	Sophomore
Hometown	Ashburn, VA
Previous	Paul VI Catholic

Season Highs

Pts	9	vs Detroit Mercy, 11/7/25
Rebs	5, 7x	last vs Boston College, 1/24/26
FGM	4	vs Detroit Mercy, 11/7/25
FGA	6, 3x	last at Stanford, 12/30/25
3FGM	2, 3x	last at North Carolina, 1/21/26
3FGA	4	vs Missouri, 12/2/25
FTM	2	vs Miami, 1/13/26
FTA	2, 2x	last vs Miami, 1/13/26
Ast	2, 3x	last vs Miami, 1/13/26
Blk	2	vs Miami, 1/13/26
Stl	2	vs Miami, 1/13/26

Double Figure Scoring	0
20+ Point Games	0
Double-Figure Rebounds	0
Double-Doubles	0

Career Highs

Pts	11, 2x	last vs SMU, 2/19/25
Rebs	8	vs Le Moyne, 12/22/24
FGM	4, 2x	last vs Detroit Mercy, 11/7/25
FGA	6, 3x	last at Stanford, 12/30/25
3FGM	3	vs Creighton, 11/30/24
3FGA	4	vs Creighton, 11/30/24
FTM	3, 2x	last vs SMU, 2/19/25
FTA	3, 2x	last vs SMU, 2/19/25
Ast	2, 4x	last vs Miami, 1/13/26
Blk	2	vs Miami, 1/13/26
Stl	2, 2x	last vs Miami, 1/13/26

Double Figure Scoring	2
20+ Point Games	0
Double-Figure Rebounds	0
Double-Doubles	0

2024-25 GAME-BY-GAME

Opponent	Date	GS	MIN	Total		3-Pointers		Free throws		Rebounds				PF	A	TO	BLK	STL	PTS	AVG
				FG-FGA	PCT	3FG-3FGA	PCT	FT-FTA	PCT	OFF	DEF	TOT	AVG							
LIU	11/03/2025	*	19:59	2-4	.500	1-3	.333	0-0	.000	1	1	2	2.0	4	0	1	0	1	5	5.0
Detroit Mercy	11/07/2025	*	19:43	4-6	.667	1-2	.500	0-0	.000	1	4	5	3.5	0	1	0	0	0	9	7.0
Eastern Ill.	11/11/2025	*	15:21	2-2	1.000	1-1	1.000	0-0	.000	2	3	5	4.0	2	0	0	0	0	5	6.3
at Ohio St.	11/16/2025	*	20:16	2-3	.667	1-2	.500	0-0	.000	0	2	2	3.5	4	0	0	0	1	5	6.0
Bellarmine	11/19/2025	*	09:43	0-0	.000	0-0	.000	0-0	.000	1	0	1	3.0	2	0	2	0	0	0	4.8
vs Kansas	11/24/2025	*	22:50	1-6	.167	0-2	.000	0-0	.000	2	1	3	3.0	1	0	0	1	0	2	4.3
vs Rutgers	11/25/2025		17:12	2-5	.400	1-2	.500	0-1	.000	1	3	4	3.1	2	0	0	1	0	5	4.4
vs Houston	11/26/2025	*	06:46	0-4	.000	0-2	.000	0-0	.000	0	1	1	2.9	0	0	0	0	0	0	3.9
Missouri	12/02/2025	*	21:36	1-5	.200	0-4	.000	0-0	.000	0	4	4	3.0	1	1	1	0	0	2	3.7
at TCU	12/05/2025	*	23:04	2-2	1.000	2-2	1.000	0-0	.000	2	3	5	3.2	1	2	3	0	0	6	3.9
Idaho	12/10/2025	*	18:56	1-1	1.000	0-0	.000	0-0	.000	1	3	4	3.3	0	1	0	0	0	2	3.7
Evansville	12/13/2025	*	22:17	2-3	.667	2-3	.667	1-2	.500	2	2	4	3.3	0	0	0	0	0	7	4.0
Purdue Fort Wayne	12/21/2025	*	25:18	2-5	.400	0-3	.000	1-2	.500	1	4	5	3.5	0	0	0	1	0	5	4.1
at Stanford	12/30/2025	*	31:43	3-6	.500	2-3	.667	0-0	.000	2	2	4	3.5	2	2	0	1	0	8	4.4
at California	01/02/2026	*	21:37	0-3	.000	0-3	.000	0-0	.000	0	3	3	3.5	2	0	0	0	0	0	4.1
Clemson	01/10/2026	*	13:12	0-2	.000	0-2	.000	0-0	.000	0	2	2	3.4	2	1	2	1	0	0	3.8
Miami (FL)	01/13/2026	*	30:35	0-3	.000	0-3	.000	2-2	1.000	3	2	5	3.5	4	2	1	2	2	2	3.7
at Virginia Tech	01/17/2026		12:38	2-5	.400	0-2	.000	0-0	.000	1	1	2	3.4	1	0	0	0	0	4	3.7
at North Carolina	01/21/2026		14:36	2-2	1.000	2-2	1.000	0-0	.000	2	3	5	3.5	0	0	0	0	1	6	3.8
Boston College	01/24/2026		22:18	2-3	.667	1-2	.500	0-0	.000	2	3	5	3.6	1	1	1	0	1	5	3.9
Virginia	01/27/2026		25:01	1-3	.333	0-2	.000	0-0	.000	0	2	2	3.5	5	0	0	1	0	2	3.8
Totals			16 414:41	31-73	.425	14-45	.311	4-7	.571	24	49	73	3.5	34	11	11	8	6	80	3.8

Player Averages

Games Played	Minutes/game	Points/game	FG Pct	3FG Pct	FT Pct	Rebounds/game	Assists/game	Turnovers/game	Assist/Turnover ratio	Steals/game	Blocks/game
21	19.7	3.8	42.5	31.1	57.1	3.5	0.5	0.5	1.0	0.3	0.4

CAREER STATS

			Field Goals		3-Point		F-Throws		Rebounds								Scoring			
SEASON	TEAM	GP-GS	MIN/AVG	FG-FGA	FG%	3FG-3FGA	3FG%	FT-FTA	FT%	OFF	DEF	TOT	AVG	PF-FO	A	TO	BLK	STL	PTS	AVG
2024-25	ND	21-0	195/19.3	16-31	.516	8-20	.400	9-11	.818	11	21	32	1.5	19-0	7	8	3	4	49	2.3
2025-26	ND	21-16	415/19.7	31-73	.425	14-45	.311	4-7	.571	24	49	73	3.5	34-1	11	11	8	6	80	3.8
TOTAL		42-16	610/14.5	47-104	.452	22-65	.338	13-18	.722	35	70	105	2.5	53-1	18	19	11	10	129	3.1

Sophomore Season [2025-26]

- Played in all 20 games, with 16 starts, averaging 19.5 minutes (10 more mpg than last season).
- Shooting 60.7% overall from two.
- He's 80.0% from two over the last 5 games.
- Around the rim - 15-20 aka 75.0%
- He's 13-34 (382) from Above Break 3's.
- Sundra converted 3-4 from three over the course of UNC and BC (Jan. 21-24). Tied his season high of 5 rebounds in each.
- 2 points, 2 assists, 2 blocks, 2 steals vs Miami on Jan. 13.
- 2 clutch threes in the final six minutes of the win at Stanford. With the Cardinal pulling within four late, Sundra converts back-to-back treys to keep them at bay.
- Went 2-2 from three to record 6 points, 5 rebounds, 2 assists in the TCU win.

- Season high 9 points on 4-6 shooting in win over Detroit Mercy (11/7).

Freshman Season [2024-25]

- Saw action in 21-of-33 games & averaged 9.3 min.
- Averaged 2.3 points and 1.5 rebounds.
- Shot 53.3 percent from the field overall.
- Converted 72.7 percent from two-point range.
- Sundra was 8-20 (.400) from three.
- Tied his career high of 11 points vs. SMU on Feb. 19. Sundra shot 3-4 overall, 2-3 from deep and 3-3 from the FT line.
- Came off the bench vs. Le Moyne (12/22) and grabbed a career high 8 rebounds.
- Played his first significant minutes against #21/19 Creighton and Sundra dedlivered. He recorded his first double-digit scoring effort with 11 points on 4-for-5 shooting (3-for-4 from three).

Prep Career

Ranked 131st nationally by 247 Sports. ESPN has Sundra ranked 29th in his position and sixth overall in the state of Virginia.

Key contributor on a loaded Paul VI Catholic squad. In his senior year, Sundra captained a Panthers squad who achieved a 35-3 overall record and No. 1 ranking by MaxPreps.

Averaged 8.3 points, 6.8 rebounds, 2.3 assists and 2.0 steals per game.

As a junior, he helped Paul VI Catholic go 31-4 en route to a state title.

Competed on the Nike EYBL Circuit on Team Takeover. Won back-to-back Peach Jam championships.

Sundra showed off his touch in and around the paint on the EYBL Circuit, shooting 36-of-54 from two.

A four-star prospect by ESPN and top-100 overall recruit, Sundra ranked fifth in his state and 20th at his position.

He is the first Notre Dame scholarship player from the Commonwealth of Virginia.



13

SIR MOHAMMED

SOPHOMORE | GUARD

	@sirmohammed13		@thesirmohammed
Height	6-6		
Eligibility	Sophomore		
Hometown	Charlotte, NC		

Season Highs

Pts	21	vs Evansville, 12/13/25
Rebs	6, 2x	last at Stanford, 12/30/25
FGM	8	vs Evansville, 12/13/25
FGA	12, 2x	last at Virginia Tech, 1/17/26
3FGM	2, 2x	last at Virginia Tech, 1/17/26
3FGA	4	at Virginia Tech, 1/17/26
FTM	3	vs Miami, 1/13/26
FTA	4, 3x	vs Miami, 1/13/26
Ast	6	vs Detroit Mercy, 11/7/25
Blk	1	at TCU, 12/5/25
Stl	2, 3x	last at Virginia Tech, 1/17/26

Double Figure Scoring	5
20+ Point Games	1
Double-Figure Rebounds	0
Double-Doubles	0

Career Highs

Pts	21	vs Evansville, 12/13/25
Rebs	6, 3x	last at Stanford, 12/30/25
FGM	8	vs Evansville, 12/13/25
FGA	12, 2x	last at Virginia Tech, 1/17/26
3FGM	2, 3x	last at Virginia Tech, 1/17/26
3FGA	4, 2x	last at Virginia Tech, 1/17/26
FTM	3	vs Miami, 1/13/26
FTA	4, 4x	last vs Miami, 1/13/26
Ast	6	vs Detroit Mercy, 11/7/25
Blk	1, 4x	last at TCU, 12/5/25
Stl	3	at Syracuse, 1/18/25

Double Figure Scoring	6
20+ Point Games	1
Double-Figure Rebounds	0
Double-Doubles	0

2024-25 GAME-BY-GAME

Opponent	Date	GS	MIN	Total		3-Pointers		Free throws		Rebounds		PF	A	TO	BLK	STL	PTS	AVG		
				FG-FGA	PCT	3FG-3FGA	PCT	FT-FTA	PCT	OFF	DEF								TOT	AVG
LIU	11/03/2025		16:45	1-3	.333	1-2	.500	2-4	.500	0	1	1	1.0	2	1	3	0	5	5.0	
Detroit Mercy	11/07/2025	*	22:58	4-9	.444	0-1	.000	2-4	.500	2	4	6	3.5	1	6	2	0	10	7.5	
Eastern Ill.	11/11/2025	*	26:11	2-6	.333	0-3	.000	0-1	.000	2	3	5	4.0	2	2	1	0	4	6.3	
at Ohio St.	11/16/2025	*	24:34	4-8	.500	0-2	.000	0-3	.000	0	2	2	3.5	3	2	1	0	8	6.8	
Bellarmino	11/19/2025		17:43	0-1	.000	0-0	.000	0-0	.000	0	0	0	2.8	3	0	1	0	2	5.4	
vs Kansas	11/24/2025		13:57	2-6	.333	0-1	.000	0-0	.000	1	4	5	3.2	0	0	0	0	2	5.2	
vs Rutgers	11/25/2025	*	23:01	2-2	1.000	0-0	.000	2-2	1.000	1	3	4	3.3	0	3	5	0	1	6	5.3
vs Houston	11/26/2025		04:46	0-1	.000	0-0	.000	0-0	.000	0	1	1	3.0	1	0	1	0	0	4.6	
Missouri	12/02/2025		08:37	1-3	.333	0-2	.000	0-0	.000	0	1	1	2.8	1	0	2	0	2	4.3	
at TCU	12/05/2025		10:09	0-3	.000	0-1	.000	0-0	.000	0	1	1	2.6	2	1	0	1	0	3.9	
Idaho	12/10/2025		14:42	2-7	.286	2-2	1.000	0-0	.000	0	2	2	2.5	0	1	1	0	6	4.1	
Evansville	12/13/2025		22:05	8-12	.667	2-3	.667	3-4	.750	0	2	2	2.5	1	3	3	0	3	21	5.5
Purdue Fort Wayne	12/21/2025		10:07	1-4	.250	0-1	.000	0-0	.000	1	3	4	2.6	2	0	2	0	2	5.2	
at Stanford	12/30/2025		10:09	0-5	.000	0-0	.000	0-0	.000	1	5	6	2.9	2	0	2	0	0	4.9	
at California	01/02/2026		08:48	1-3	.333	0-1	.000	0-2	.000	1	0	1	2.7	1	1	1	0	0	2	4.7
Clemson	01/10/2026		05:46	0-1	.000	0-1	.000	0-0	.000	0	0	0	2.6	0	0	2	0	0	4.4	
Miami (FL)	01/13/2026		12:42	6-8	.750	0-2	.000	3-4	.750	2	0	2	2.5	1	0	3	0	0	15	5.0
at Virginia Tech	01/17/2026	*	23:17	5-12	.417	2-4	.500	0-0	.000	1	4	5	2.7	2	3	3	0	2	12	5.4
at North Carolina	01/21/2026		19:10	6-11	.545	1-3	.333	1-1	1.000	1	3	4	2.7	2	1	0	0	0	14	5.8
Boston College	01/24/2026		12:35	1-3	.333	0-0	.000	0-0	.000	1	0	1	2.7	1	0	1	0	0	2	5.7
Virginia	01/27/2026		13:40	0-3	.000	0-0	.000	1-2	.500	0	2	2	2.6	2	1	0	0	0	1	5.4
Totals		5	321:41	46-111	.414	8-29	.276	14-27	.519	14	41	55	2.6	29	25	34	1	11	114	5.4

Player Averages

Games Played	Minutes/game	Points/game	FG Pct	3FG Pct	FT Pct	Rebounds/game	Assists/game	Turnovers/game	Assist/Turnover ratio	Steals/game	Blocks/game
21	15.3	5.4	41.4	27.6	51.9	2.6	1.2	1.6	0.7	0.5	0.0

CAREER STATS

				Field Goals		3-Point		F-Throws		Rebounds								Scoring		
SEASON	TEAM	GP-GS	MIN/AVG	FG-FGA	FG%	3FG-3FGA	3FG%	FT-FTA	FT%	OFF	DEF	TOT	AVG	PF-FO	A	TO	BLK	STL	PTS	AVG
2024-25	ND	23-8	304/13.2	29-76	.382	5-29	.172	8-20	.400	20	23	43	1.9	25-0	23	24	3	13	71	3.1
2025-26	ND	21-5	322/15.3	46-111	.414	8-29	.276	14-27	.519	14	41	55	2.6	29-0	25	34	1	11	114	5.4
TOTAL		44-13	626/14.2	75-187	.401	13-58	.224	22-47	.468	34	64	98	2.2	54-0	48	58	4	24	185	4.2

Sophomore Season (2025-26)

- Seen action in all 21 games, plus 5 starts, averaging 15.3 minutes.
- Jan. 13-21 vs. Miami, VT & UNC., 3 straight games in double figures - a career best -- Sir led the Irish in scoring during this 3 game stretch, averaging 13.7 ppg on 54.8% (17-31) shooting.
- Thrives in the paint (47.1%) and the midrange (50.0%). In these 2 areas, he's a combined 23-48.
- Led the Irish in scoring at North Carolina (1/21), recording 14 points on 6-11 shooting.
- Posted his second best outing of the year vs Miami (1/13), recording 15 points on 6-8 shooting.
- Tied his career high of six boards at Stanford (12/30).
- Posted an impressive career-high 21 points in the win over Evansville (12/13) on a career-best 8-12 shooting
- Attacked the paint at Ohio St (11/16), going 4-8 from the floor for 8 points.
- Was Coach's 'Fight Night' champ of game 2 - 10 points, a career high tying 6 rebounds & a new career best of 6 assists. Was just his 2nd career game in double figures.
- Coach Shrews has praised Sir's passing ability and it being a major reason he recruited him to Notre Dame.

Freshman Season (2024-25)

- Played in 23-of-33 games overall & averaged 13.2 minutes.
- On November 18, Sir Mohammed underwent successful surgery performed by Dr. Brian Ratigan for a lower-body injury. On Dec. 31 at Georgia Tech, he made his return.
- Started in 8 games. Shot 12-22 from two-point range in those games.
- Shot 51.1% from two-point range overall.
- Small sample size, but Sir was 14-19 (.737) from around the rim and drained 44.4% from the midrange.
- Was 3-5 from two and totaled 8 points vs. SMU on Feb. 19.
- Had his highest point total since Duke with 7 points vs. Louisville (Feb. 16) on 3-5 shooting.
- Sir had a great game at #4 Duke - earning his first double-digit scoring performance of his collegiate career with 11 points on 4-7 shooting.

Prep Career

- Ranked 43rd in the country by 247 Sports and 57th by ESPN. Part of three-player recruiting class that ranked 19th in the country by ESPN.
- Averaged 13.5 points, 6.5 rebounds, 5.0 assists and 2.3 steals in 20.5 minutes over 24 games as a senior.
- Led Myers Park to a 27-3 overall record with a 10-0 mark in conference play.
- 2024 Second-Team All-State // 2023 Second-Team All-State
- Shot 53 percent from the field, 38 percent from 3 and 62 percent from the free-throw line.
- Led Myers Park High to a 28-4 record, a national ranking and a 4A State championship title as a junior (first state championship game for Myers Park in more than 60 years).
- Averaged 13.5 points, 5.3 rebounds 4.9 assists and 1.9 steals.



14

KEBBA NJIE
SENIOR | FORWARD

@_kebba	@_kebbanjie
Height	6-10
Eligibility	Senior
Hometown	Centerville, OH

Season Highs

Pts	8 vs LIU, 11/3/25
Rebs	10 vs Evansville, 12/13/25
FGM	2, 4x last at Stanford, 12/30/25
FGA	4 vs Detroit Mercy, 11/7/25
3FGM	
3FGA	
FTM	4, 2x last vs Bellarmine, 11/19/25
FTA	5 vs Evansville, 12/13/25
Ast	1, 2x last vs Idaho, 12/10/25
Blk	2 at Stanford, 12/30/25
Stl	

Double Figure Scoring	0
20+ Point Games	0
Double-Figure Rebounds	0
Double-Doubles	0

Career Highs

Pts	12, 2x last vs Buffalo, 11/11/24
Rebs	12 at Boston College, 2/12/25
FGM	5, 3x last at Wake Forest, 3/1/25
FGA	8, 2x last at Wake Forest, 3/1/25
3FGM	1, 9x last at Miami, 2/1/25
3FGA	3 at Wake Forest, 3/1/25
FTM	9 vs. Georgia Tech, 3/12/24
FTA	10 vs. Georgia Tech, 3/12/24
Ast	2, 10x last vs Cal, 3/8/25
Blk	4 vs Quinnipiac, 12/22/22
Stl	3 vs Boston College, 1/13/2

Double Figure Scoring	8
20+ Point Games	0
Double-Figure Rebounds	5
Double-Doubles	1

2024-25 GAME-BY-GAME

Opponent	Date	GS	MIN	Total		3-Pointers		Free throws		Rebounds				PF	A	TO	BLK	STL	PTS	AVG
				FG-FGA	PCT	3FG-3FGA	PCT	FT-FTA	PCT	OFF	DEF	TOT	AVG							
LIU	11/03/2025		11:26	2-3	.667	0-0	.000	4-4	1.000	3	1	4	4.0	3	0	0	0	0	8	8.0
Detroit Mercy	11/07/2025		14:56	2-4	.500	0-0	.000	2-3	.667	1	5	6	5.0	3	0	1	0	0	6	7.0
Eastern Ill.	11/11/2025		09:12	1-1	1.000	0-0	.000	1-2	.500	1	3	4	4.7	1	0	3	0	0	3	5.7
at Ohio St.	11/16/2025		10:53	1-2	.500	0-1	.000	0-0	.000	1	2	3	4.3	2	0	0	0	0	2	4.8
Bellarmine	11/19/2025		07:35	0-1	.000	0-0	.000	4-4	1.000	0	2	2	3.8	1	0	1	0	0	4	4.6
vs Kansas	11/24/2025		10:53	0-0	.000	0-0	.000	2-2	1.000	0	3	3	3.7	2	0	1	0	0	2	4.2
vs Rutgers	11/25/2025		14:12	0-0	.000	0-0	.000	0-0	.000	0	3	3	3.6	1	0	1	0	0	0	3.6
vs Houston	11/26/2025		14:34	1-1	1.000	0-0	.000	0-1	.000	0	1	1	3.3	2	1	0	0	0	2	3.4
Missouri	12/02/2025		17:39	2-2	1.000	0-0	.000	2-4	.500	0	0	0	2.9	2	0	0	1	0	6	3.7
at TCU	12/05/2025		11:42	0-0	.000	0-0	.000	0-0	.000	0	3	3	2.9	1	0	0	0	0	0	3.3
Idaho	12/10/2025		07:29	0-1	.000	0-0	.000	0-0	.000	1	2	3	2.9	1	1	1	0	0	0	3.0
Evansville	12/13/2025		16:36	0-0	.000	0-0	.000	3-5	.600	2	8	10	3.5	3	1	1	0	1	3	3.0
Purdue Fort Wayne	12/21/2025		07:51	0-0	.000	0-0	.000	0-0	.000	0	2	2	3.4	1	0	1	0	0	0	2.8
at Stanford	12/30/2025		16:43	2-2	1.000	0-0	.000	0-0	.000	1	8	9	3.8	1	0	0	2	0	4	2.9
at California	01/02/2026		12:11	0-1	.000	0-0	.000	0-0	.000	0	1	1	3.6	3	0	1	0	0	0	2.7
Clemson	01/10/2026		09:52	1-1	1.000	0-0	.000	0-0	.000	0	3	3	3.6	4	0	1	0	0	2	2.6
Miami (FL)	01/13/2026		01:44	0-0	.000	0-0	.000	0-0	.000	0	0	0	3.4	0	0	0	0	0	0	2.5
Totals		0	195:28	12-19	.632	0-1	.000	18-25	.720	10	47	57	3.4	31	3	11	4	1	42	2.5

Player Averages

Games Played	Minutes/game	Points/game	FG Pct	3FG Pct	FT Pct	Rebounds/game	Assists/game	Turnovers/game	Assist/Turnover ratio	Steals/game	Blocks/game
17	11.5	2.5	63.2	0.0	72.0	3.4	0.2	0.6	0.3	0.1	0.2

Senior Season (2025-26)

- Been with Coach Shrews for all four years, including his freshman year in which Penn St made the NCAA Tournament.
- Out for rest of the season with a lower body injury.
- Played in 17 games, averaging 11.5 minutes off the bench.
- Season-high 10 rebounds in the win over Evansville (12/13). Then 9 boards two games later in win at Stanford (12/30).
- 4 points, 9 rebounds and a season best 2 blocks at Stanford.
- Was a difference maker in the win over Missouri and the switch to put Njie on Mark Mitchell. Then provided big minutes when Towt fouled out at TCU, grabbing three big boards.
- Limited sample size but shooting 61.1 percent from the field (11-18). More specifically, 64.7% from two.
- Solid senior year debut with 8 points vs. LIU on 2-3 shooting 4-4 from the line. Also grabbed 4 boards.

Junior Season (2024-25)

- Averaged 3.8 ppg in his first 2 seasons and averaged 6.1 ppg as a junior. Missed ACC Tourney game due to concussion protocol.
- Kebba shot a career-best 55.5% from the floor.
- Shot 58.7% from two-point range. Diving deeper, Kebba was 47-66 (.712) at the rim and 17-37 (.459) in the paint.
- His last 5 games – shot 70.6% from two.
- Led team in Reb/game (5.9) & Off. Reb/game (2.2) – latter ranked 15th in ACC.
- Averaged 5.8 ppg and 6.0 rpg in ACC games.
- 2.3 offensive reb/game in league play which ranked 13th.
- 4th game in double figures after recording 10 points on 5-8 shooting at Wake Forest on March 1.
- Came up big off the bench at Boston College (2/12) with not only a career-high 12 rebounds, but the game-winning putback. Njie finished with 7 points.
- Kebba entered the year with just four double-digit scoring performances to his name. He posted two in January which included his first career double-double at NC State on Jan. 8. Njie recorded 10 points and a career-high tying 11 rebounds.
- Flirted with another double-double in win over BC on Jan. 13, posting 11 points, 9 rebounds.
- In win over Syracuse on Dec. 7, Njie earned 9 points, 9 rebounds, plus a huge block down the stretch.
- Players Era 3-game Stats – 16 PTS (5.3 ppg), co-team best 18 REB (6.0 RPG)
- In game 2 vs. Buffalo, Njie tied his career high of 12 points with an efficient 5-for-7 from the field.

CAREER STATS

				Field Goals		3-Point		F-Throws		Rebounds								Scoring		
SEASON	TEAM	GP-GS	MIN/AVG	FG-FGA	FG%	3FG-3FGA	3FG%	FT-FTA	FT%	OFF	DEF	TOT	AVG	PF-FO	A	TO	BLK	STL	PTS	AVG
2022-23	PSU	37-26	529/14.3	52-100	.520	1-5	.200	22-37	.595	39	89	128	3.5	76-0	17	33	17	6	127	3.4
2023-24	ND	29-27	703/24.3	37-99	.374	1-8	.125	51-67	.761	59	98	157	5.4	70-1	20	43	20	10	126	4.3
2024-25	ND	31-30	729/23.5	71-128	.555	7-19	.368	40-57	.702	67	115	182	5.9	71-0	14	41	18	13	189	6.1
2025-26	ND	17-0	195/11.5	12-19	.632	0-1	.000	18-25	.720	10	47	57	3.4	31-0	3	11	4	1	42	2.5
TOTAL FOR ND		77-57	1628/21.1	120-246	.488	8-28	.286	109-149	.732	136	260	396	5.1	172-1	37	95	42	24	357	4.6
TOTAL		114-83	2157/18.9	172-346	.497	9-33	.273	131-186	.704	175	349	524	4.6	248-1	54	128	59	30	484	4.2



15

TOMMY AHNEMAN
FRESHMAN | CENTER

@tahneman	@TommyAhneman
Height	6-11
Eligibility	Freshman
Hometown	Fargo, ND
Previous	Cretin-Derham Hall

Season Highs

Pts	
Rebs	
FGM	
FGA	
3FGM	
3FGA	
FTM	
FTA	
Ast	
Blk	
Stl	
Double Figure Scoring	0
20+ Point Games	0
Double-Figure Rebounds	0
Double-Doubles	0

Career Highs

Pts	
Rebs	
FGM	
FGA	
3FGM	
3FGA	
FTM	
FTA	
Ast	
Blk	
Stl	
Double Figure Scoring	0
20+ Point Games	0
Double-Figure Rebounds	0
Double-Doubles	0

2025-26 GAME-BY-GAME

CAREER STATS

Freshman Season [2025-26]

- Is currently rehabbing from left knee surgery that was performed before the fall semester began.

Prep Career

- Top-ranked prospect in the state of Minnesota and a consensus top-100 recruit.

- Transferred to Cretin-Derham for his senior year where he led them to a Section 4A Championship & a Class 4A State runner-up finish.

- Averaged 16.3 points, 10.6 rebounds, 3.2 assists, 1.3 steals and 1.7 blocks as a senior, earning All Suburban East Conference

- Earned over 1,000 career points.

- 2025 Battle of the Lakes participant.

- Prior to that, he was at Sheyenne High School in West Fargo, North Dakota, where he led his team to a Class 2A state title

- He dominated Fargo North in the state championship game with 28 points, 17 rebounds and two blocks in the 78-62 victory.

- Was named the 2024 Gatorade Player of the Year.

- Averaged 20.3 points, 13.3 rebounds, 2.2 blocks and 1.9 assists as a junior.

- Spring/Summer of 2024 – played in the Nike EYBL Champions 17U league where he averaged 20.7 points and 8.1 rebounds in 11 games with Howard Pulley.



33

CARSON TOWT

GRADUATE | FORWARD

@burke.chebuhar

@BChebuhar

Height	6-8
Eligibility	Graduate
Hometown	Gilbert, AZ
Previous	Northern Arizona

Season Highs

Pts	19	vs Idaho, 12/10/25
Rebs	19	vs LIU, 11/3/25
FGM	9	vs Idaho, 12/10/25
FGA	12	vs Idaho, 12/10/25
3FGM		
3FGA		
FTM	5	vs Clemson, 1/10/26
FTA	8	vs Clemson, 1/10/26
Ast	5	vs Detroit Mercy, 11/7/25
Blk	2	vs Kansas, 11/24/25
Stl	2, 3x	last vs Clemson, 1/10/26

Double Figure Scoring	4
20+ Point Games	0
Double-Figure Rebounds	12
Double-Doubles	3

Career Highs

Pts	24	at Idaho St, 3/3/25
Rebs	19, 4x	last vs LIU, 11/3/25
FGM	11, 3x	vs. Queens, 3/23/25
FGA	21	vs Queens, 3/23/25
3FGM		
3FGA	1	at Idaho St, 12/29/22
FTM	5, 3x	last vs. Clemson, 1/10/26
FTA	15	vs. Embry Riddle, 1/5/22
Ast	11	vs Embry Riddle, 1/5/22
Blk	3	last at Oral Roberts, 12/4/24
Stl	5	vs. Park, 11/4/24

Double Figure Scoring	61
20+ Point Games	7
Double-Figure Rebounds	59
Double-Doubles	31

2024-25 GAME-BY-GAME

Opponent	Date	GS	MIN	Total		3-Pointers		Free throws		Rebounds				PF	A	TO	BLK	STL	PTS	AVG
				FG-FGA	PCT	3FG-3FGA	PCT	FT-FTA	PCT	OFF	DEF	TOT	AVG							
LIU	11/03/2025	*	28:40	1-4	.250	0-0	.000	0-0	.000	6	13	19	19.0	2	3	0	1	2	2	2.0
Detroit Mercy	11/07/2025	*	20:59	5-7	.714	0-0	.000	1-2	.500	4	6	10	14.5	1	5	1	0	1	11	6.5
Eastern Ill.	11/11/2025	*	24:24	2-6	.333	0-0	.000	1-2	.500	8	3	11	13.3	4	3	3	0	1	5	6.0
at Ohio St.	11/16/2025	*	29:07	4-5	.800	0-0	.000	0-3	.000	2	10	12	13.0	3	2	2	0	0	8	6.5
Bellarmine	11/19/2025	*	29:23	4-6	.667	0-0	.000	4-6	.667	3	8	11	12.6	2	0	2	0	0	12	7.6
vs Kansas	11/24/2025	*	27:32	1-4	.250	0-0	.000	0-0	.000	2	8	10	12.2	3	2	0	2	1	2	6.7
vs Rutgers	11/25/2025	*	24:22	1-3	.333	0-0	.000	0-0	.000	3	3	6	11.3	1	0	0	1	1	2	6.0
vs Houston	11/26/2025	*	25:26	0-0	.000	0-0	.000	2-3	.667	1	3	4	10.4	4	0	1	0	0	2	5.5
Missouri	12/02/2025	*	22:50	1-1	1.000	0-0	.000	0-0	.000	1	8	9	10.2	3	1	1	0	0	2	5.1
at TCU	12/05/2025	*	32:51	6-6	1.000	0-0	.000	1-5	.200	2	7	9	10.1	5	4	1	0	1	13	5.9
Idaho	12/10/2025	*	31:29	9-12	.750	0-0	.000	1-1	1.000	6	9	15	10.5	3	3	2	1	0	19	7.1
Evansville	12/13/2025	*	19:25	1-2	.500	0-0	.000	0-0	.000	2	4	6	10.2	4	1	1	0	0	2	6.7
Purdue Fort Wayne	12/21/2025	*	26:48	3-6	.500	0-0	.000	0-0	.000	6	4	10	10.2	3	3	1	0	1	6	6.6
at Stanford	12/30/2025	*	22:17	4-7	.571	0-0	.000	0-0	.000	5	5	10	10.1	4	0	2	0	2	8	6.7
at California	01/02/2026	*	27:35	4-4	1.000	0-0	.000	0-1	.000	6	9	15	10.5	0	2	1	0	0	8	6.8
Clemson	01/10/2026	*	32:00	2-2	1.000	0-0	.000	5-8	.625	3	7	10	10.4	2	2	1	1	2	9	6.9
Miami (FL)	01/13/2026	*	22:03	2-3	.667	0-0	.000	0-0	.000	2	5	7	10.2	4	0	1	1	0	4	6.8
at Virginia Tech	01/17/2026	*	18:39	1-5	.200	0-0	.000	0-2	.000	3	1	4	9.9	4	1	0	1	0	2	6.5
at North Carolina	01/21/2026	*	17:38	3-11	.273	0-0	.000	0-1	.000	5	1	6	9.7	3	1	2	0	0	6	6.5
Boston College	01/24/2026	*	33:42	2-3	.667	0-0	.000	2-4	.500	7	6	13	9.9	1	2	2	1	1	6	6.5
Virginia	01/27/2026	*	17:06	3-4	.750	0-0	.000	0-0	.000	3	2	5	9.6	5	1	1	0	0	6	6.4
Totals			21 534:16	59-101	.584	0-0	.000	17-38	.447	80	122	202	9.6	61	36	25	9	13	135	6.4

Player Averages

Games Played	Minutes/ game	Points/ game	FG Pct	3FG Pct	FT Pct	Rebounds/ game	Assists/ game	Turnovers/ game	Assist/Turnover ratio	Steals/ game	Blocks/ game
21	25.4	6.4	58.4	0.0	44.7	9.6	1.7	1.2	1.4	0.6	0.4

CAREER STATS

SEASON	TEAM	GP-GS	MIN/AVG	Field Goals		3-Point		F-Throws		Rebounds				Scoring						
				FG-FGA	FG%	3FG-3FGA	3FG%	FT-FTA	FT%	OFF	DEF	TOT	AVG	PF-FO	A	TO	BLK	STL	PTS	AVG
2020-21	NAU	22-19	470/21.4	51-96	.531	0-0	.000	22-43	.512	38	63	101	4.6	73-5	28	30	13	10	124	5.6
2021-22	NAU	32-32	948/29.6	109-224	.487	0-0	.000	50-108	.463	94	186	280	8.8	100-4	119	63	10	18	268	8.4
2022-23	NAU	35-35	991/28.3	157-295	.532	0-1	.000	40-100	.400	113	161	274	7.8	114-4	106	65	10	20	354	10.1
2024-25	NAU	34-34	1146/33.7	199-350	.569	0-0	.000	55-145	.379	119	304	423	12.4	85-4	115	63	12	37	453	13.3
2025-26	ND	21-21	534/25.4	59-101	.584	0-0	.000	17-38	.447	80	122	202	9.6	61-2	36	25	9	13	135	6.4
TOTAL FOR ND		21-21	534/25.4	59-101	.584	0-0	.000	17-38	.447	80	122	202	9.6	61-2	36	25	9	13	135	6.4
TOTAL		144-141	4089/28.4	575-1066	.539	0-1	.000	184-434	.424	444	836	1280	8.9	433-19	404	246	54	98	1334	9.3

Career Awards

- 2025 Second Team All-Big Sky // 2025 Unanimous Big Sky All-Defensive Team // 2023 Big Sky All-Tournament Team // Four-time Golden Eagle Scholar-Athlete Award recipient // 2021 Big Sky All-Academic honoree

AT NOTRE DAME

Graduate Season (2025-26)

- Averaging 9.6 rpg - ranks 24th nationally & 4th in the ACC.
- **3.8 offensive rpg - 1st in the ACC, 12th in country** // 5.8 defensive rpg - 5th in the ACC.
- 68.8% around the rim // 42.9% in the paint // 58.4% from two overall.
- Averaging 6.1 points & 8.8 rebounds in ACC play // 4.3 O-Reb in ACC play - ranks 2nd.
- CBB Analytics: Off Rebound Pct of 17.5%, ranks in 99th percentile.
- In BC win -- Big 7 offensive board game (13 total rebounds). Also supplied 6 points.
- Recorded a season-high 19 points in his third double-double of the season in the win over Idaho (12/10). Grabbed 15 boards.
- Scored 13 points in big road win at TCU. Towt was a perfect 6-6 from the floor. Also recorded 9 boards & 4 assists.
- Posted the best rebounding start to the season in the conference era (1995-on) for a ND player with 6 straight games with double-digit rebounds.
- Earned his first ND double-double in game #2 with 11 points and 10 rebounds. Ultimately has recorded three double-doubles on the season.
- Set an Irish debut rebounding record with 19 boards vs. LIU. He is now the 16th different Irish player to reel in at least 19 rebounds in a game.

- Fav shot is the floater in the paint.
- His 1,280 career rebounds leads all active players
- He's the first Arizona native to ever suit up in an Irish uniform

AT NORTHERN ARIZONA

- Recorded 1,199 career points and 1,078 career rebounds across four seasons. He averaged 9.7 ppg and 8.8 rpg

Senior Season (2024-25)

- Led the nation in rebounding with 12.4 per game
- Set a Big Sky Conference single-season rebounding record, grabbing 423 rebounds across 34 games. The 423 rebounds led the country.
- Also led the country in defensive rebounds per game at 8.9
- Reeled in 3.5 offensive boards per game which ranked 14th nationally

- Became just the second-ever player in program history to record 1,000 rebounds, just before becoming the record holder while breaking the 63-year record that was set at 1,044 rebounds
- Was second on the team in scoring - he averaged 13.4 points per game
- Produced 20 double-doubles which ranked sixth in the nation
- Shot .569 overall from the field which ranked second in the Big Sky and 26th nationally
- Averaged 3.4 assists per game
- He snared a career-high 19 rebounds against Northern Colorado.

- Grabbed at least 10 rebounds in each of NAU's final five games
- At the end of last season his 1,078 career rebounds ranked 16th nationally amongst active players



34

MATT MACLELLAN

GRADUATE | FORWARD

@l3mattmac	@MatthewMacLell3
Height	6-9
Eligibility	Graduate
Hometown	Canton, MI
Prev. School	Madonna

Season Highs

Pts	7	at Virginia Tech, 1/17/26
Rebs	3, 2x	last at North Carolina, 1/21/26
FGM	2	at Virginia Tech, 1/17/26
FGA	2, 2x	last at North Carolina, 1/21/26
3FGM		
3FGA		
FTM	3	at Virginia Tech, 1/17/26
FTA	4	at Virginia Tech, 1/17/26
Ast	1	vs Detroit Mercy, 11/7/25
Blk	1	at Virginia Tech, 1/17/26
Stl		

Double Figure Scoring	0
20+ Point Games	0
Double-Figure Rebounds	0
Double-Doubles	0

Career Highs

Pts	7	at Virginia Tech, 1/17/26
Rebs	3, 2x	last at North Carolina, 1/21/26
FGM	2	at Virginia Tech, 1/17/26
FGA	2, 2x	last at North Carolina, 1/21/26
3FGM		
3FGA		
FTM	3	at Virginia Tech, 1/17/26
FTA	4	at Virginia Tech, 1/17/26
Ast	1	vs Detroit Mercy, 11/7/25
Blk	1	at Virginia Tech, 1/17/26
Stl		

2025-26 GAME-BY-GAME																			
		Total		3-Pointers		Free-Throws		Rebounds											
Opponent	Date	GS	MIN	FG-FGA	PCT	3FG-3FGA	PCT	FT-FTA	PCT	OFF	DEF	TOT	AVG	PF	A	TO	BLK	STL	PTS
Detroit Mercy	11/07/2025		03:08	0-0	.000	0-0	.000	0-0	.000	0	0	0	0.0	1	1	0	0	0	0.0
Evansville	12/13/2025		01:57	0-0	.000	0-0	.000	0-0	.000	1	0	1	0.5	1	0	0	0	0	0.0
Purdue Fort Wayne	12/21/2025		03:19	0-0	.000	0-0	.000	0-0	.000	0	2	2	1.0	0	0	0	0	0	0.0
at Virginia Tech	01/17/2026		11:41	2-2	1.000	0-0	.000	3-4	.750	0	3	3	1.5	1	0	1	1	0	7
at North Carolina	01/21/2026		10:40	1-2	.500	0-0	.000	0-0	.000	1	2	3	1.8	2	0	0	0	0	2
Totals		0	30:45	3-4	.750	0-0	.000	3-4	.750	2	7	9	1.8	5	1	1	1	0	9

Player Averages

Games Played	Minutes/game	Points/game	FG Pct	3FG Pct	FT Pct	Rebounds/game	Assists/game	Turnovers/game	Assist/Turnover ratio	Steals/game	Blocks/game
5	6.2	1.8	75.0	0.0	75.0	1.8	0.2	0.2	1.0	0.0	0.2

AT NOTRE DAME

Graduate Season (2025-26)

- Appeared in 5 contests this season, including 2 straight.
- Last 2 game: 9 pts on 3-4 shooting; 6 rebounds
- Made quite the impression in the 2nd half at Virginia Tech, coming in to record 7 points, 3 rebounds, 1 block in 11 minutes.
- Registered not only his first minutes in an Irish uniform but also at the Division I level. Earned 1 assist vs. Detroit Mercy.

AT MADONNA - NAIA

Senior Season (2024-25)

- Played in 31 games, averaging 28.3 minutes
- Averaged 14.5 points on 57.3 percent shooting from the floor
- Was 17-53 from beyond the arc, good for 32.1 percent
- Converted 67.5 percent from the free-throw line
- Reeled in 4.5 rebounds per game
- Dished out 2.8 assists per game

CAREER STATS

		Minutes		Totals		3-Point		Free-Throws		Rebounds									
GP	GS	MIN	AVG	FG	FGA	PCT	FG	FGA	PCT	FT	FTA	PCT	OFF	DEF	TOT	AVG	PF	AST	AST/G
2020-21	9	1	100	11.1	8	15	.533	0	0	.000	10	19	.526	7	21	28	3.1	9	0
2021-22	32	5	486	15.2	66	107	.617	1	5	.200	38	70	.543	27	68	95	3.0	53	1
2022-23	33	1	507	15.4	62	120	.517	4	15	.267	31	58	.534	40	58	98	3.0	71	0
2023-24	34	34	1040	30.6	140	303	.462	21	74	.284	122	164	.744	40	143	183	5.4	92	3
2024-25	31	30	878	28.3	160	279	.573	17	53	.321	114	169	.675	46	92	138	4.5	87	2
Total	139	71	3011	21.7	436	824	.529	43	147	.293	315	480	.656	160	382	542	3.9	312	6

MACLELLAN, Matthew

		Field Goals		3-Point		F-Throws		Rebounds				Scoring	
SEASON	TEAM	GP-GS	MIN/AVG	FG-FGA	FG%	3FG-3FGA	3FG%	FT-FTA	FT%	OFF	DEF	TOT	AVG
2025-26	ND	5-0	31/6.2	3-4	.750	0-0	.000	3-4	.750	2	7	9	1.8
TOTAL		5-0	31/6.2	3-4	.750	0-0	.000	3-4	.750	2	7	9	1.8

2025-26 FIGHTING IRISH ROSTER



#0 Brady Stevens
So. // G // 6-4
Boston, MA | Wellesley



#2 Logan Imes
Jr. // G // 6-4
Zionsville, IN | Zionsville



#3 Markus Burton
Jr. // G // 6-0
Mishawaka, IN | Penn



#5 Cole Certa
So. // G // 6-5
Le Roy, IL | IMG Academy



#6 Brady Koehler
Fr. // F // 6-10
Fishers, IN | Cathedral High



#7 Ryder Frost
Fr. // F // 6-7
Beverly, MA | Phillips Exeter Academy



#10 Jalen Haralson
Fr. // G // 6-7
Anderson, IN | La Lumiere



#11 Braeden Shrewsberry
Jr. // G // 6-4
Granger, IN | State College Area



#12 Garrett Sundra
So. // F // 6-11
Ashburn, VA | Paul VI Catholic



#13 Sir Mohammed
So. // G // 6-6
Charlotte, NC | Myers Park



#14 Kebba Njie
Sr. // F // 6-10
Centerville, OH | La Lumiere / Penn St



#15 Tommy Ahneman
Fr. // C // 6-11
Fargo, ND | Cretin-Derham Hall



#22 Luke Devine
Fr. // F // 6-7
Moraga, CA | Campolindo



#33 Carson Towt
Gr. // F // 6-8
Gilbert, AZ Gilbert High/Northern Arizona



#34 Matthew MacLellan
Gr. // F // 6-9
Canton, MI | Plymouth High/Madonna



Micah Shrewsberry
Glenn & Stacey Murphy Head Coach
3rd Season at ND



Kyle Getter
Associate Head Coach
3rd Season at ND




Mike Farrelly
Assistant Coach
3rd Season at ND



Ryan Owen
Assistant Coach
3rd Season at ND



Tre Whitted
Assistant Coach
3rd Season at ND



Grady Eifert
Assistant Coach
3rd Season at ND



Bo Waggoner
Director of Ops
1st Season at ND



Pat Garrity
General Manager
1st Season at ND