




























25 SYRACUSE BASKETBALL 26

2003 NCAA CHAMPIONS • 6 FINAL FOURS • 41 NCAA TOURNAMENTS • 44 ALL-AMERICANS • 71 NBA DRAFT PICKS

SYRACUSE (12-9, 3-5) VS NOTRE DAME (11-10, 2-6)

Saturday, January 31, 2026 • JMA Wireless Dome • 6:00 p.m. • The CW

2025-26 SCHEDULE

| November | | |
|---|--------------------------|-------------|
|  | 3 BINGHAMTON | W, 85-47 |
|  | 8 DELAWARE STATE | W, 83-43 |
| Autumn Invitational, Philadelphia, Pa. | | |
|  | 15 at Drexel | W, 80-50 |
|  | 18 MONMOUTH | W, 78-73 |
| Player Era Men's Champ., Las Vegas, N.V. | | |
|  | 24 vs. #3/2 Houston | L, 74-78 OT |
|  | 25 vs. rv/rv Kansas | L, 60-71 |
|  | 26 vs. #15/13 Iowa State | L, 64-95 |
| December | | |
| ACC/SEC Challenge | | |
|  | 2 #13/13 TENNESSEE | W, 62-60 |
|  | 11 SAINT JOSEPH'S | W, 71-63 |
|  | 13 HOFSTRA | L, 69-70 |
|  | 17 MERCYHURST | W, 76-62 |
|  | 20 NORTHEASTERN | W, 91-83 |
|  | 22 STONEHILL | W, 77-48 |
|  | 31 rv/rv CLEMSON | L, 61-64 |
| January | | |
|  | 6 at Georgia Tech | W, 82-72 |
|  | 10 at Pittsburgh | W, 83-72 |
|  | 13 FLORIDA STATE | W, 94-86 |
|  | 17 at Boston College | L, 73-81 OT |
|  | 21 VIRGINIA TECH | L, 74-76 |
|  | 24 MIAMI | L, 76-85 |
|  | 27 at NC State | L, 68-88 |
|  | 31 NOTRE DAME | 6:00 p.m. |
| February | | |
|  | 2 at North Carolina | 7:00 p.m. |
|  | 7 at Virginia | 12:00 p.m. |
|  | 11 CALIFORNIA | 7:00 p.m. |
|  | 14 SMU | 2:00 p.m. |
|  | 16 at Duke | 7:00 p.m. |
|  | 21 NORTH CAROLINA | 1:00 p.m. |
|  | 28 at Wake Forest | 5:45 p.m. |
| March | | |
|  | 3 at Louisville | 9:00 p.m. |
|  | 7 PITTSBURGH | 5:00 p.m. |
| ACC Tournament, Charlotte, N.C. | | |
| | 10-14 ACC Tournament | TBA |
| | Charlotte, N.C. | |



Orange Versus Irish At The Dome

Syracuse completes the January portion of its schedule with a matchup against Notre Dame in the JMA Wireless Dome on Saturday.

Syracuse-Notre Dame Series

- ✓ Syracuse leads the all-time series, 35-24.
- ✓ The Orange have won six-of-the-last eight against the Irish.
- ✓ Syracuse and Notre Dame first met in the 1913-14 campaign.
- ✓ The two programs have shared residency in the BIG EAST Conference and the ACC.

Syracuse Notes

- ✓ SU is 9-4 in the Dome this season.
- ✓ Sophomore forward **Donnie Freeman** has scored in double digits in all 12 of his games and has topped 20 points six times.
- ✓ Senior center **William Kyle III** is tied for third among Division I players in blocks (57) and blocked-shot average (2.7).
- ✓ Junior guard **Naithan George** is second in the ACC in assists with 48 (league games).
- ✓ Freshman guard **Calvin Russell III** was the first Orange football player since **Xavier Gaines** (2002-03) to score in a basketball game with his rebound bucket at NC State.

Notre Dame Notes

- ✓ The Irish are coming off a 100-97, two overtime loss to Virginia on Tuesday.
- ✓ Notre Dame has been without junior guard **Markus Burton**, who was averaging 18.5 points per game after 10 contests before suffering an injury.
- ✓ Freshman guard **Jalen Haralson** has produced 15.0 points per outing.
- ✓ Sophomore guard **Cole Certa** had 34 points and five 3-pointers, versus Virginia.
- ✓ **Braeden Shrewsberry** (11.5 ppg.), a junior guard, had five threes against the Cavaliers.

| S | VS. | ND |
|---------|--------------|---------|
| 2025-26 | Season | 2025-26 |
| 12-9 | W-L | 11-10 |
| 5-5 | Last 10 | 3-7 |
| 1-4 | Last 5 | 1-4 |
| 75.3 | PPG | 74.0 |
| 69.9 | OPP PPG | 71.5 |
| +5.4 | Margin | +2.5 |
| .467 | FG % | .448 |
| .419 | FG % DEF | .425 |
| .333 | 3PT % | .355 |
| .318 | 3PT % DEF | .315 |
| .634 | FT % | .699 |
| 35.2 | RPG | 37.6 |
| 36.5 | OPP RPG | 32.1 |
| -1.3 | Margin | +5.4 |
| 13.2 | Assists PG | 12.0 |
| 11.6 | Turnovers PG | 11.5 |
| 1.1 | A/TO Ratio | 1.0 |
| 6.1 | Blocks PG | 2.2 |
| 6.9 | Steals PG | 4.4 |

SYRACUSE STORYLINES

1. The Orange aim to halt a four-game losing streak.
2. Senior center **William Kyle III** is one of 25 players named to the 2026 Naismith Men's Defensive Player of the Year Watch List.
3. Syracuse ranks third in NCAA Division I in blocked-shot average (6.1).
4. Sophomore forward **Donnie Freeman** is averaging 20.1 points and 8.4 rebounds per game in seven January contests.

LAST GAME STARTERS



1-Freeman-F

| |
|-----------|
| MIN: 30.7 |
| PPG: 19.2 |
| RPG: 7.4 |
| APG: 1.5 |



2-Starling-G

| |
|-----------|
| MIN: 29.6 |
| PPG: 11.5 |
| RPG: 2.7 |
| APG: 2.4 |



4-Kingz-F

| |
|-----------|
| MIN: 29.9 |
| PPG: 10.2 |
| RPG: 3.9 |
| APG: 1.1 |



11-George-G

| |
|-----------|
| MIN: 30.2 |
| PPG: 9.7 |
| RPG: 3.1 |
| APG: 5.3 |



42-Kyle III-C

| |
|-----------|
| MIN: 27.8 |
| PPG: 9.7 |
| RPG: 7.5 |
| BPG: 2.7 |

ORANGE STANDARD

25 SYRACUSE BASKETBALL 26

2003 NCAA CHAMPIONS • 6 FINAL FOURS • 41 NCAA TOURNAMENTS • 44 ALL-AMERICANS • 71 NBA DRAFT PICKS

SYRACUSE-NOTRE DAME SERIES



ALL-TIME SERIES

| Overall | Syracuse leads, 35-24 |
|-------------------------------|---------------------------|
| Home Total | Syracuse leads, 18-11 |
| Home (Dome) | Syracuse leads, 14-8 |
| Home (Archibold) | Notre Dame leads, 3-2 |
| Away Total | Syracuse leads, 15-12 |
| Away (Purcell Pavilion) | Syracuse leads, 15-8 |
| Away (Notre Dame Fieldhouse) | Notre Dame leads, 4-0 |
| Neutral Sites | Syracuse leads, 2-1 |
| Current SYR Streak | W1 |
| Longest SYR Winning Streak | 5 (1998-2001 and 2002-04) |
| Longest SYR Losing Streak | 7 (1932-1942) |
| Largest SYR Margin of Victory | 36 (50-14, 2/12/1914) |
| Largest SYR Margin of Defeat | 21 (52-31, 1/18/1937) |

ALL-TIME RESULTS

| Date | Site | W-L | SU-OPP |
|---|-----------------------------|-----|----------|
| 2/12/1914 | Archibold Gym | W | 50-14 |
| 3/2/1931 | Archibold Gym | W | 28-23 OT |
| 2/10/1932 | Notre Dame Fieldhouse | L | 18-26 |
| 1/20/1936 | Archibold Gym | L | 43-46 |
| 1/18/1937 | Notre Dame Fieldhouse | L | 31-52 |
| 2/13/1939 | Archibold Gym | L | 34-35 OT |
| 1/6/1940 | Notre Dame Fieldhouse | L | 29-33 |
| 1/20/1941 | Archibold Gym | L | 49-54 OT |
| 1/12/1942 | Notre Dame Fieldhouse | L | 35-51 |
| 2/9/1985 | Purcell Pavilion | W | 65-62 |
| Washington leads the way with 20 points. | | | |
| 2/8/1986 | Carrier Dome | L | 81-85 |
| Washington has a game-high 28 points in the defeat. | | | |
| 1/21/1989 | Purcell Pavilion | W | 99-87 |
| Douglas tallies 26 points in Orange road triumph. | | | |
| 2/17/1990 | Carrier Dome | L | 65-66 |
| Bennett's 3-point buzzer-beater bests Orange. | | | |
| 2/9/1991 | Purcell Pavilion | W | 70-69 |
| Owens totals 31 points, 10 rebounds and game winner | | | |
| 2/15/1992 | Carrier Dome | L | 98-101 |
| LaPhonso Ellis scores 20, grabs 15 boards in Irish win. | | | |
| 3/2/1996 | Carrier Dome | W | 71-67 |
| 3/6/1996 | Madison Square Garden (BET) | W | 76-55 |
| Wallace scores 32 points and grabs 11 rebounds. | | | |
| 1/2/1997 | Purcell Pavilion | L | 52-69 |
| Garrity notches 25 points and 11 rebounds. | | | |
| 1/18/1997 | Carrier Dome | L | 58-73 |
| Garrity carries Irish -- 22 points, 13 rebounds. | | | |
| 3/5/1997 | Madison Square Garden (BET) | W | 84-66 |
| Hart scores 20 points, Burgan 20 points and 10 rebounds | | | |
| 1/21/1998 | Purcell Pavilion | L | 63-83 |
| Friel's 30 points keys Irish win. | | | |
| 12/29/1998 | Purcell Pavilion | W | 75-63 |
| Hart scores 18 in Orange road victory. | | | |
| 2/17/1999 | Carrier Dome | W | 71-65 |
| Thomas notches 22 points, 16 boards and six blocks. | | | |
| 1/16/2000 | Carrier Dome | W | 80-57 |
| SU sets Dome record with 14 three's, seven by Shumpert. | | | |
| 3/1/2000 | Purcell Pavilion | W | 73-71 |
| Blackwell's 24 gives Orange the win in South Bend. | | | |
| 1/2/2001 | Carrier Dome | W | 79-70 |
| Brown ties his then-career high with 26 points. | | | |
| 1/23/2001 | Purcell Pavilion | L | 60-74 |
| Murphy posts double-double (34 pts., 16 rebs.). | | | |
| 1/14/2002 | Carrier Dome | W | 56-51 |
| 2/17/2002 | Purcell Pavilion | W | 68-65 |
| Williams has 18 points, game-securing free throw | | | |
| 3/4/2003 | Purcell Pavilion | W | 92-88 |
| Edelin tallies a career-high 26 off the bench. | | | |

| Date | Site | W-L | SU-OPP |
|--|-----------------------------|-----|--------|
| 2/15/2003 | Carrier Dome | W | 82-80 |
| McNamara's 3-pointer with :20 left wins it. | | | |
| 1/17/2004 | Purcell Pavilion | W | 81-70 |
| Warrick contributes 19 points, 10 boards to 'Cuse win. | | | |
| 2/16/2004 | Carrier Dome | L | 72-84 |
| Warrick has 28 points, 16 rebounds. | | | |
| 1/10/2005 | Purcell Pavilion | W | 70-61 |
| Jim Boeheim becomes the first coach to 300 BIG EAST wins. | | | |
| 2/5/2005 | Carrier Dome | W | 60-57 |
| NCAA on-campus record crowd of 33,199 on hand. | | | |
| 1/11/2006 | Purcell Pavilion | W | 88-82 |
| McNamara (25) and Devendorf (22) combine for 47 points. | | | |
| 1/30/2007 | Carrier Dome | L | 91-103 |
| Irish set Dome record for opponent points. | | | |
| 3/8/2007 | Madison Square Garden (BET) | L | 83-89 |
| Roberts grabs 20 boards; Harris adds 24 points, 15 boards. | | | |
| 2/24/2008 | Purcell Pavilion | L | 87-94 |
| Notre Dame extends home-court win streak to 36 games. | | | |
| 1/17/2009 | Carrier Dome | W | 93-74 |
| Six Orange score in double digits as #8 beats #12. | | | |
| 1/18/2010 | Purcell Pavilion | W | 84-71 |
| Rautins has 22, Johnson 21 for #5 Orange. | | | |
| 1/1/2011 | Carrier Dome | W | 70-58 |
| #5 Orange defeat #15 Irish; Joseph tallies 18. | | | |
| 1/21/2012 | Purcell Pavilion | L | 57-68 |
| Notre Dame upsets #1 Syracuse. | | | |
| 2/4/2013 | Carrier Dome | W | 63-47 |
| Brothers Jerami (SU) & Jerian (ND) Grant dueled at the Dome. | | | |
| 2/3/2014 | Carrier Dome | W | 61-55 |
| Cooney drains nine 3-pointers and has 33 points. | | | |
| 2/24/2015 | Purcell Pavilion | W | 65-60 |
| Christmas posted 14 points and 12 rebounds. | | | |
| 1/28/2016 | Carrier Dome | W | 81-66 |
| Syracuse utilized a 23-1, first-half run. | | | |
| 1/21/2017 | Purcell Pavilion | L | 66-84 |
| Lydon's 24 points and 10 boards were not enough. | | | |
| 1/6/2018 | Carrier Dome | L | 49-51 |
| Pflueger's putback with two seconds left wins it for ND. | | | |
| 1/5/2019 | Purcell Pavilion | W | 72-62 |
| Hughes scores a career-high 22 points in win. | | | |
| 1/4/2020 | Carrier Dome | L | 87-88 |
| Both teams hit 15 3-pointers; Boeheim scores 23 in defeat. | | | |
| 1/22/2020 | Purcell Pavilion | W | 84-82 |
| Hughes tallies 26 to edge Orange past Irish | | | |
| 2/20/2021 | Carrier Dome | W | 75-67 |
| Boeheim scores 29 points in comeback win. | | | |
| 2/23/2022 | Purcell Pavilion | L | 69-79 |
| Jimmy (27) and Buddy (20) Boeheim combine for 47. | | | |
| 7/3/2022 | Purcell Pavilion | W | 62-61 |
| Jesse Edwards posts 22 points and 14 rebounds. | | | |
| 1/14/2023 | JMA Wireless Dome | W | 78-73 |
| Orange rally from 12-point, second-half deficit. | | | |
| 2/24/2023 | JMA Wireless Dome | W | 88-85 |
| Mintz leads five in double digits with 21 points. | | | |
| 12/7/2024 | Purcell Pavilion | L | 64-69 |
| Irish overcome 20-point games from Davis and Freeman. | | | |
| 1/18/2025 | JMA Wireless Dome | W | 77-69 |
| Orange rally from 17-point deficit behind 21 from Starling | | | |

TEAM HIGHS

Points: 99 (at SU, 2/17/1990)
Rebounds: 52 (at MSG, 3/8/2007)
Assists: 24 (at SU, 1/16/2000)
Steals: 12 (at SU, 1/18/1997); (at SU, 1/2/2001)
Blocks: 11 (at ND, 1/21/1989)
Turnovers: 22 (at ND; 1/23/2001)
Field Goals Made: 41 (at ND, 3/4/2003)
Field Goal Attempts: 82 (at ND, 2/24/2008)
Best FG Percentage: .565, 35-62 (at ND, 1/17/2004)
Free Throws Made: 28 (at SU, 2/15/1992)
Free Throw Attempts: 39 (at SU, 2/15/1992)
Best FT Percentage: 1.000, 11-11 (at SU, 2/20/2021)
3-Point FGs Made: 15 (at SU, 1/4/2020)
3-Point FGs Attempted: 37 (at SU, 2/15/1992)
3-Point FG Percentage (min. 5 made): .625, 10-16 (at SU, 2/3/2014)

INDIVIDUAL HIGHS

Points: 33, Trevor Cooney (at SU, 2/3/2014)
Rebounds: 20, Terrence Roberts (at MSG, 3/8/2007)
Assists: 9, Judah Mintz (at SU 1/14/2023); Jonny Flynn (at SU, 1/17/2009)
Steals: 7, Jason Hart (at SU, 2/17/1999); Billy Edelin (at ND, 1/10/2005)
Blocks: 7, Derrick Coleman (at ND, 1/21/1989)
Turnovers: 8, Jason Hart (at SU, 1/18/1997)
Field Goals Made: 13, Billy Edelin (at ND, 3/4/2003)
Field Goal Attempts: 26, John Wallace (at SU, 3/2/1996)
Best FG Percentage (min. 7 made): .727, 8-11, Preston Shumpert (at SU, 1/16/2000)
Free Throws Made: 13, John Wallace (at MSG, 3/6/1996)
Free Throw Attempts: 16, Dave Johnson (at SU, 2/15/1992)
Best FT Percentage: 1.000, 11-11, Gerry McNamara (at SU, 2/5/2005)
3-Point FGs Made: 9, Trevor Cooney (at SU, 2/3/2014)
3-Point FGs Attempted: 16, Gerry McNamara (at ND, 1/11/2006)
Best 3-Point FG Percentage (min. 3 made): .800, 4-5, Gerry McNamara (at ND, 3/4/2003)



January Best
Donnie Freeman
7 game
20.1 ppg.
8.4 rpg.
1.1 apg.
0.6 bpg.
1.4 spg.
33.2 mpg.

Donnie Freeman

January Season Notes

- ✓ **January 27:** NC State used a 28-11, second-half run, to defeat the Orange, 88-68.
- ✓ **Donnie Freeman** led Syracuse with 24 points and 10 rebounds and **J.J. Starling** added 17 points against the Wolfpack.
- ✓ **January 24:** Miami shot 33-of-54 (.611) from the field and built a 37-21 rebound advantage in a 85-76 win against Syracuse.
- ✓ SU had five players in double-digit points, led by **Donnie Freeman** (14) and **Kiyan Anthony** (13) and **Naithan George** (13)
- ✓ **January 21:** Virginia Tech overcame a seven-point, halftime deficit and defeated the Orange, 76-74. The Hokies converted 26-of-36 free throws and outscored Syracuse 26-12 at the charity stripe.
- ✓ **J.J. Starling** led five Syracuse players with double-digit points, tallying 12. **Donnie Freeman** had nine boards.
- ✓ **January 17:** Boston College halted Syracuse's three-game ACC win streak by defeating he Orange, 81-73, in overtime.
- ✓ **Nate Kingz** had a season-high 27 points, which included five 3-pointers. **Donnie Freeman** added 19 points and 14 boards.

25 SYRACUSE BASKETBALL 26

2003 NCAA CHAMPIONS • 6 FINAL FOURS • 41 NCAA TOURNAMENTS • 44 ALL-AMERICANS • 71 NBA DRAFT PICKS

2025-26 SYRACUSE BASKETBALL ROSTER

Alphabetical

| No. | Name | Pos. | Ht. | Wt. | Yr. | Hometown (H.S./Prep/College) |
|-----|------------------------|------|-----|-----|------|---|
| 7 | Anthony, Kiyan | G | 6-6 | 195 | Fr. | Brooklyn, N.Y. (Christ The King/Long Island Lutheran) |
| 5 | Betsey, Tyler | F | 6-8 | 230 | So. | Windsor, Conn. (St. Thomas More/Cincinnati) |
| 12 | Diawara, Tiefing | C | 7-0 | 250 | Fr. | Mopit, Mali (DME Academy at St. John's Northwestern, Wisc.) |
| 9 | Fennell, Luke | G | 6-6 | 187 | Fr. | Melbourne, Australia (South East Melbourne) |
| 1 | Freeman, Donnie | F | 6-9 | 213 | So. | Washington, D.C. (St. John's College/IMG Academy) |
| 11 | George, Naithan | G | 6-3 | 193 | Jr. | Toronto, Canada (Canyon International Academy/Georgia Tech) |
| 4 | Kingz, Nate | G | 6-5 | 200 | RSr. | Salem, Ore. (McNary/Westmont/Southern Idaho/Oregon State) |
| 42 | Kyle III, William | F | 6-9 | 230 | Sr. | Bellevue, Neb. (Bellevue West/South Dakota State/UCLA) |
| 24 | Lobdell, Noah | G | 6-0 | 140 | So. | Syracuse, N.Y. (Faith Heritage) |
| 6 | Russell, Calvin | G | 6-5 | 190 | Fr. | Opa Locka, Fla. (Miami Northwestern) |
| 10 | Souare, Ibrahim "Akir" | F | 6-9 | 225 | RSO. | Conakry, Guinea (Dream City Christian School/Canyon International Academy/Georgia Tech) |
| 2 | Starling, J.J. | G | 6-4 | 207 | Sr. | Baldwinsville, N.Y. (Baldwinsville/La Lumiere School, Ind./Notre Dame) |
| 0 | White Jr., Sadiq | F | 6-9 | 207 | Fr. | Charlotte, N.C. (IMG Academy) |
| 14 | Womack, Aaron | G | 6-6 | 188 | Fr. | Milwaukee, Wisc. (Dominican) |
| 55 | Zephir, Bryce | G | 6-4 | 208 | Gr. | Carson, Calif. (Santa Monica/Chipola/North Texas/Salt Lake/Montana State) |

Head Coach: Adrian Autry

Assistant Coaches: Pete Corasaniti, Dan Engelstadt, Allen Griffin, Brenden Straughn

Pronunciation Guide

| | | | |
|-----------------------|----------------------|-----------------|---------------|
| Kiyan Anthony | KI-ann | Sadiq White Jr. | sah-DEEK |
| Tiefing Diawara | CHEFF-ing D-I-warr-a | Aaron Womack | WOO-mack |
| Luke Fennell | fah-NELL | Bryce Zephir | br-ICE ZEF-er |
| Ibrahim "Akir" Souare | ah-KEAR SWAR-ay | | |



William Kyle III

December Best
William Kyle III
7 games
11.8 ppg.
8.0 rpg.
0.1 apg.
3.8 bpg.
0.7 spg.
29.5 mpg.

December Season Notes

- ✓ **Dec. 31: Donnie Freeman** returned from a nine-game absence and scored all 18 of his points in the second half but the Orange lost to Clemson, 64-61.
- ✓ **Freeman** added a game-high nine rebounds. **Naithan George** had 10 points, six rebounds and six assists.
- ✓ **Dec. 22: Naithan George** had 22 points and **J.J. Starling** added 20 points in a 77-48 win against Stonehill.
- ✓ The Orange used a 16-0, second-half run to pull away from the Skyhawks.
- ✓ **Dec. 20: Naithan George** scored a season-high 22 points, which included a 12-of-14 effort from the free-throw line, and SU defeated Northeastern, 91-83.
- ✓ **Kiyan Anthony** had 18 points off the bench and **Tyler Betsey**, **Nate Kingz** and **William Kyle III** each scored 14.
- ✓ **Dec. 17: William Kyle III** and **J.J. Starling** each had 15 points and SU won the first-ever meeting with Mercyhurst, 76-62.
- ✓ **Kyle III** added 10 rebounds and five blocked shots and **Sadiq White Jr.** contributed 13 points and nine boards versus the Lakers.
- ✓ **Dec. 13: Hofstra** hit 12-of-18 3-pointers and ultimately edged host SU, 70-69.
- ✓ **J.J. Starling** led five SU players who tallied double-digit points with 15. **William Kyle III** had 13 points, six boards and four blocks.
- ✓ **Dec. 11:** Five players scored in double digits and Syracuse held Saint Joseph's to .357 shooting in a 71-63 Orange triumph.
- ✓ **Tyler Betsey** tied his career high with 16 points and William Kyle III had 12 points and 11 rebounds.
- ✓ **Dec. 5:** SU announced that freshman guard **Aaron Womack** plans to redshirt in 2025-26. He remains eligible to practice and suit up for games (but not compete).
- ✓ **Dec. 2: William Kyle III** and **Sadiq White Jr.** converted free throws in the final 11 seconds and SU upended #13 Tennessee, 62-60, in the ACC/SEC Challenge.
- ✓ **Nate Kingz** scored all 19 of his points in the first half and **J.J. Starling** tallied seven of his 12 points in the last seven minutes.
- ✓ **Kyle III** contributed 10 points, seven rebounds and six blocked shots.



Calvin Russell III

Russell III Joins SU Basketball Program

Calvin Russell III, a two-sport standout at Miami Northwestern High School, has joined the Syracuse men's basketball program. Russell III, a 6-5, 190-pound swingman, who has enrolled for the spring semester at Syracuse, started practice with the team on January 12.
































Russell III had committed to the Orange football program. A five-star recruit according to 247Sports, Russell was ranked as the number two wide receiver and number 23 overall player in the Class of 2026.

As a member of the Bulls basketball team, Russell III helped the team reach the regional semifinals of the Florida High School Athletic Association 4A state playoffs in 2024-25.

- ✓ **January 13:** Syracuse hit a season-high 11 3-pointers and defeated Florida State, 94-86. It was the Orange's top point total in 2025-26.
- ✓ **Donnie Freeman** topped 20 points for the third straight game, tallying 25 and contributing eight rebounds.
- ✓ **Tyler Betsey** connected on a career-best six 3-pointers and finished with 18 points.
- ✓ **Jan 10: Donnie Freeman** had 22 points and J.J. Starling added 19 to lead the Orange past Pittsburgh, 83-82.
- ✓ Syracuse converted 29-of-52 (.558) from the field and made a season-high 10 3-pointers.
- ✓ **Jan 6: Donnie Freeman** produced a career-high 27 points to go with nine rebounds and three blocked shots and Syracuse won at Georgia Tech, 82-72.
- ✓ **Naithan George** added 17 points, which included a 10-of-10 effort from the foul line. The Orange led for the final 29:37 of the contest.

25 SYRACUSE BASKETBALL 26

2003 NCAA CHAMPIONS • 6 FINAL FOURS • 41 NCAA TOURNAMENTS • 44 ALL-AMERICANS • 71 NBA DRAFT PICKS

| 2025-26 OPPONENTS | | | | | | |
|----------------------------------|-------------------|---------------|-------|--------|------|---|
| <i>includes games of Jan. 29</i> | | | | | | |
| Date | Opponent | W-L | Rank | Series | Post | TV |
| 11/3 | BINGHAMTON | 4-18 | | 6-0 | |  ACCN ESPN |
| 11/8 | DELAWARE STATE | 5-15 | | 1-0 | |  ACCN ESPN |
| 11/15 | at Drexel | 10-11 | | 5-1 | |  peacock |
| 11/18 | MONMOUTH | 10-11 | | 4-0 | |  ACCN ESPN |
| 11/24 | vs. Houston | 18-2 | 10/7 | 1-2 | |  TNT |
| 11/25 | vs. Kansas | 15-5 | 14/14 | 4-3 | |  TNT |
| 11/26 | vs. Iowa State | 18-2 | 8/9 | 2-0 | |  TNT |
| 12/2 | TENNESSEE | 14-6 | rv/rv | 4-5 | |  ESPN 2 |
| 12/11 | SAINT JOSEPH'S | 13-8 | | 5-4 | |  ACCN ESPN |
| 12/13 | HOFSTRA | 13-8 | | 3-1 | |  ACCN ESPN |
| 12/17 | MERCYHURST | 10-11 | | 1-0 | |  ACCN ESPN |
| 12/20 | NORTHEASTERN | 6-14 | | 10-0 | |  ACCN ESPN |
| 12/22 | STONEHILL | 7-14 | | 2-0 | |  ACCN ESPN |
| 12/31 | CLEMSON | 17-4 | 22/19 | 6-12 | |  ESPN 2 |
| 1/6 | at Georgia Tech | 11-10 | | 11-9 | |  ACCN ESPN |
| 1/10 | at Pittsburgh | 9-12 | | 77-52 | |  ACCN ESPN |
| 1/13 | FLORIDA STATE | 9-12 | | 12-8 | |  ACCN ESPN |
| 1/17 | at Boston College | 9-11 | | 60-28 | |  ACCN ESPN |
| 1/21 | VIRGINIA TECH | 16-6 | | 13-9 | |  ACCN ESPN |
| 1/24 | MIAMI | 17-4 | | 21-14 | |  ACCN ESPN |
| 1/27 | at NC State | 15-6 | rv/-- | 15-8 | |  ESPN 2 |
| 1/31 | NOTRE DAME | 11-10 | | 35-24 | |  THE CW |
| 2/2 | at North Carolina | 16-4 | 16/18 | 7-18 | |  ESPN |
| 2/7 | at Virginia | 17-3 | 17/17 | 7-14 | |  ESPN |
| 2/11 | CALIFORNIA | 15-6 | | 4-1 | |  ESPN 2 |
| 2/14 | SMU | 15-5 | rv/rv | 0-2 | |  THE CW |
| 2/16 | at Duke | 19-1 | 4/4 | 6-17 | |  ESPN |
| 2/21 | NORTH CAROLINA | | | | |  abc |
| 2/28 | at Wake Forest | 11-10 | | 11-5 | |  THE CW |
| 3/3 | at Louisville | 14-6 | 20/21 | 14-20 | |  ACCN ESPN |
| 3/7 | PITTSBURGH | | | | |  THE CW |
| TOTAL | | 365-235, .608 | | | | |

| ORANGE IN THE NBA | | | |
|--|---------|------------------------|--|
| Player | at SU | Team | Notes <i>includes games of 1/26/2026</i> |
|  Jerami Grant | 2012-14 | Portland Trail Blazers | 30 games, 19.2 ppg., 3.7 rpg. |

| SU OPPONENT RECORDS | | |
|---------------------|----------|------|
| Season | Won-Lost | Pct. |
| 2025-26 | 365-235 | .608 |
| 2024-25 | 536-405 | .570 |
| 2023-24 | 485-359 | .575 |
| 2022-23 | 430-391 | .524 |
| 2021-22 | 471-361 | .566 |
| 2020-21 | 301-221 | .577 |
| 2019-20 | 439-350 | .556 |
| 2018-19 | 576-381 | .602 |
| 2017-18 | 624-384 | .619 |
| 2016-17 | 565-417 | .575 |

| WINNINGEST DIV. I PROGRAMS | | | |
|----------------------------------|-----------------|--------------|--------------|
| <i>includes games of Jan. 29</i> | | | |
| No. | School | Wins | Losses |
| 1. | Kentucky* | 2,436 | 777 |
| 2. | Kansas | 2,429 | 914 |
| 3. | North Carolina | 2,411 | 878 |
| 4. | Duke | 2,354 | 934 |
| 5. | UCLA | 2,040 | 922 |
| 6. | Temple | 2,023 | 1,180 |
| 7. | SYRACUSE | 2,019 | 1,004 |
| 8. | Notre Dame | 1,989 | 1,137 |
| 9. | St. John's | 1,989 | 1,108 |
| 10. | Purdue | 1,970 | 1,096 |
| 11. | Indiana | 1,964 | 1,137 |
| *includes one tie | | | |

| SU FOULS DRAWN AVG | | | |
|-------------------------------|-------|-----|------|
| <i>includes NC State game</i> | | | |
| Player | Games | FD | Avg. |
| Donnie Freeman | 12 | 61 | 5.1 |
| William Kyle III | 21 | 83 | 4.0 |
| Naithan George | 21 | 56 | 2.7 |
| Kiyan Anthony | 21 | 54 | 2.6 |
| J.J. Starling | 19 | 37 | 2.0 |
| Nate Kingz | 21 | 35 | 1.7 |
| Sadiq White Jr. | 21 | 29 | 1.4 |
| Tyler Betsey | 20 | 19 | 1.0 |
| Calvin Russell III | 1 | 1 | 1.0 |
| Ibrahim Square | 20 | 12 | 0.6 |
| Tiefing Diawara | 4 | 1 | 0.3 |
| Luke Fennell | 10 | 2 | 0.2 |
| Bryce Zephir | 15 | 3 | 0.2 |
| Noah Lobdell | 3 | 0 | 0.0 |
| Total | 20 | 377 | 18.9 |

25 SYRACUSE BASKETBALL 26

2003 NCAA CHAMPIONS • 6 FINAL FOURS • 41 NCAA TOURNAMENTS • 44 ALL-AMERICANS • 71 NBA DRAFT PICKS

| ORANGE CAREER TOTALS | | | |
|---|---------|-------|---------|
| <i>includes NC State game</i> | | | |
| Double-Digit Scoring Games | | | |
| Name | 2025-26 | Total | |
| JJ Starling | 14 | 61 | |
| Donnie Freeman | 12 | 21 | |
| Naithan George | 11 | 11 | |
| William Kyle III | 11 | 11 | |
| Nate Kingz | 10 | 10 | |
| Kiyan Anthony | 9 | 9 | |
| Tyler Betsey | 7 | 7 | |
| Sadiq White Jr. | 7 | 7 | |
| 20 + Point Games (does not include 30+) | | | |
| Name | 2025-26 | Total | |
| JJ Starling | 1 | 14 | |
| Donnie Freeman | 6 | 9 | |
| Naithan George | 2 | 2 | |
| Nate Kingz | 1 | 1 | |
| 30 + Point Games | | | |
| Name | 2025-26 | Total | |
| J.J. Starling | | 1 | |
| 10 + Rebound Games | | | |
| Name | 2025-26 | Total | |
| Donnie Freeman | 2 | 9 | |
| William Kyle III | 6 | 6 | |
| Double-Double | | | |
| Name | 2025-26 | Total | |
| Donnie Freeman | 2 | 8 | |
| William Kyle III | 3 | 3 | |
| 10+ Assist Games | | | |
| Name | 2025-26 | Total | |
| Naithan George | 2 | 2 | |
| 3+ Block Games | | | |
| Name | 2025-26 | Total | |
| William Kyle III | 12 | 12 | |
| Donnie Freeman | 1 | 1 | |
| Sadiq White Jr. | 1 | 1 | |
| 3+ Steal Games | | | |
| Name | 2025-26 | Total | |
| Naithan George | 3 | 3 | |
| William Kyle III | 3 | 3 | |
| J.J. Starling | 2 | 3 | |
| Nate Kingz | 2 | 2 | |
| Donnie Freeman | 1 | 1 | |
| Sadiq White Jr. | 1 | 1 | |
| Starts | | | |
| Name | 2025-26 | Total | Consec. |
| J.J. Starling | 19 | 77 | 18 |
| Donnie Freeman | 11 | 24 | 7 |
| Naithan George | 21 | 21 | 21 |
| Nate Kingz | 21 | 21 | 21 |
| William Kyle III | 21 | 21 | 21 |
| Sadiq White Jr. | 10 | 10 | |
| Kiyan Anthony | 2 | 2 | |
| <i>stats with Syracuse only</i> | | | |

| 2025-26 'CUSE FT AT CRUNCH TIME | | | | | | | | |
|---------------------------------|-------------|-----------|-----------|----------|--------|-------|-----|--------------|
| <i>includes NC State game</i> | | | | | | | | |
| No. | Player | 5:00-2:00 | 1:59-1:00 | :59-0:00 | Total | Pct. | OT | 2025-26 Pct. |
| 42 | Kyle III | 7-15 | | 3-4 | 10-19 | .526 | 2-3 | 41-84 .488 |
| 7 | Anthony | 4-6 | | 4-4 | 8-10 | .800 | | 46-79 .582 |
| 1 | Freeman | 9-11 | 2-2 | 6-7 | 17-21 | .810 | | 61-75 .813 |
| 11 | George | | 4-4 | 7-8 | 11-12 | .917 | | 56-69 .812 |
| 2 | Starling | 0-3 | 3-6 | | 3-9 | .333 | | 25-48 .521 |
| 4 | Kingz | 3-6 | 1-1 | 1-2 | 5-9 | .556 | 3-3 | 23-35 .657 |
| 0 | White Jr. | 0-1 | 1-2 | 2-4 | 3-7 | .429 | | 17-33 .515 |
| 5 | Betsey | 1-3 | 2-2 | 5-8 | 8-13 | .615 | | 20-30 .667 |
| 10 | Souare | | 0-2 | | 0-2 | .000 | | 5-11 .455 |
| 9 | Fennell | | | | | | | 3-3 1.000 |
| 55 | Zephyr | | | 0-2 | 0-2 | .000 | | 0-2 .000 |
| 6 | Russell III | | 1-1 | | 1-1 | 1.000 | | 1-1 1.000 |
| Totals | | 24-45 | 14-20 | 28-39 | 66-104 | .635 | 5-6 | 298-470 .634 |

| SPECIALTY STATISTICS | | | | | |
|--|-----------|-----------|-----------|-----------|-----------|
| Opponent | PP | PTO | SCP | FBP | BP |
| | SU-OPP | SU-OPP | SU-OPP | SU-OPP | SU-OPP |
| BINGHAMTON | 54-28 | 24-4 | 15-11 | 21-3 | 31-6 |
| DELAWARE STATE | 46-20 | 25-7 | 11-13 | 24-6 | 22-10 |
| at Drexel | 44-20 | 20-4 | 13-9 | 16-3 | 21-11 |
| MONMOUTH | 38-22 | 15-18 | 11-11 | 14-9 | 15-6 |
| vs. Houston | 38-24 | 14-21 | 12-21 | 4-2 | 26-7 |
| vs. Kansas | 26-34 | 9-0 | 14-18 | 4-8 | 18-9 |
| vs. Iowa State | 28-52 | 11-30 | 7-9 | 7-22 | 21-25 |
| TENNESSEE | 28-40 | 24-10 | 6-15 | 9-0 | 9-32 |
| SAINT JOSEPH'S | 36-30 | 12-10 | 9-13 | 11-16 | 22-5 |
| HOFSTRA | 30-26 | 13-16 | 15-11 | 4-4 | 17-17 |
| MERCYHURST | 46-32 | 18-23 | 18-13 | 18-10 | 16-6 |
| NORTHEASTERN | 36-40 | 15-11 | 12-16 | 19-21 | 32-18 |
| STONEHILL | 36-8 | 27-3 | 12-17 | 10-9 | 6-12 |
| CLEMSON | 24-46 | 13-13 | 2-7 | 13-6 | 36-18 |
| at Georgia Tech | 38-36 | 12-11 | 19-15 | 10-15 | 18-19 |
| at Pittsburgh | 32-40 | 22-15 | 8-14 | 12-7 | 19-29 |
| FLORIDA STATE | 46-36 | 25-14 | 9-21 | 24-9 | 29-39 |
| at Boston College | 36-32 | 8-22 | 4-12 | 6-10 | 2-20 |
| VIRGINIA TECH | 32-36 | 8-16 | 11-9 | 15-25 | 25-19 |
| MIAMI | 42-52 | 17-4 | 4-13 | 16-16 | 20-27 |
| at NC State | 38-50 | 13-10 | 18-15 | 11-10 | 12-16 |
| NOTRE DAME | | | | | |
| at North Carolina | | | | | |
| at Virginia | | | | | |
| CALIFORNIA | | | | | |
| SMU | | | | | |
| at Duke | | | | | |
| NORTH CAROLINA | | | | | |
| at Wake Forest | | | | | |
| at Louisville | | | | | |
| PITTSBURGH | | | | | |
| Total | 774-714 | 345-262 | 230-283 | 268-211 | 417-351 |
| 2025-26 Avg. | 36.9-34.0 | 16.4-12.5 | 11.0-13.5 | 12.8-10.0 | 19.9-16.7 |
| 2024-25 Avg. | 35.4-33.9 | 11.4-14.7 | 10.4-10.1 | 8.1-9.6 | 23.8-19.3 |
| 2023-24 Avg. | 35.1-37.5 | 17.0-12.8 | 8.0-12.3 | 13.0-11.4 | 20.0-19.0 |
| 2022-23 Avg. | 34.3-28.5 | 15.6-12.9 | 10.3-11.5 | 10.7-10.0 | 12.6-14.4 |
| 2021-22 Avg. | 29.9-28.8 | 12.9-13.9 | 11.3-12.1 | 11.9-9.8 | 9.0-19.3 |
| 2020-21 Avg. | 28.9-28.4 | 14.8-11.3 | 10.3-10.4 | 14.0-11.6 | 12.0-17.9 |
| PP=points in the paint PTO=points off turnovers SCP=second chance points | | | | | |
| FBP=fast break points BP=bench points | | | | | |

25 SYRACUSE BASKETBALL 26

2003 NCAA CHAMPIONS • 6 FINAL FOURS • 41 NCAA TOURNAMENTS • 44 ALL-AMERICANS • 71 NBA DRAFT PICKS

| LEAD/DEFICIT COMPARISON | | | | | | |
|-------------------------|----------------|----------------|------------|---------|------|-------------|
| Opponent | Lead | Deficit | Run | Changes | Ties | Result |
| BINGHAMTON | 39 (0:30-2nd) | 0 | 10-0 (1st) | 0 | 0 | W, 85-47 |
| DELAWARE STATE | 43 (4:43-2nd) | 0 | 11-0 (2nd) | 0 | 0 | W, 83-43 |
| at Drexel | 33 (1:18-2nd) | 4 (14:08-1st) | 12-0 (2nd) | 4 | 3 | W, 80-50 |
| MONMOUTH | 14 (10:02-2nd) | 4 (8:03-1st) | 9-0 (1st) | 10 | 6 | W, 78-73 |
| vs. Houston | 9 (10:11-1st) | 11 (4:56-2nd) | 11-0 (2nd) | 11 | 4 | L, 74-78 OT |
| vs. Kansas | 3 (19:12-1st) | 13 (5:03-1st) | 9-0 (2nd) | 1 | 1 | L, 60-71 |
| vs. Iowa State | 4 (13:26-1st) | 35 (5:47-2nd) | 10-0 (1st) | 6 | 6 | L, 64-95 |
| TENNESSEE | 9 (14:16-2nd) | 2 (5:44-1st) | 8-0 (2nd) | 16 | 12 | W, 62-60 |
| SAINT JOSEPH'S | 10 (2:37-2nd) | 7 (13:58-1st) | 10-0 (1st) | 1 | 5 | W, 71-63 |
| HOFSTRA | 7 (18:05-2nd) | 10 (4:34-2nd) | 11-0 (2nd) | 13 | 5 | L, 70-69 |
| MERCYHURST | 19 (5:45-2nd) | 0 | 11-0 (1st) | 0 | 0 | W, 76-62 |
| NORTHEASTERN | 15 (13:18-2nd) | 5 (12:21-1st) | 9-0 (1st) | 6 | 3 | W, 91-83 |
| STONEHILL | 31 (1:15-2nd) | 0 | 16-0 (2nd) | 0 | 1 | W, 77-48 |
| CLEMSON | 1 (19:26-1st) | 10 (13:36-2nd) | 9-0 (1st) | 11 | 1 | L, 61-64 |
| at Georgia Tech | 20 (16:30-2nd) | 4 (17:24-1st) | 9-0 (2nd) | 4 | 4 | W, 82-72 |
| at Pittsburgh | 18 (14:14-2nd) | 2 (19:42-1st) | 13-0 (1st) | 1 | 0 | W, 83-72 |
| FLORIDA STATE | 10 (18:34-2nd) | 8 (17:22-1st) | 10-0 (1st) | 7 | 2 | W, 94-86 |
| at Boston College | 9 (12:42-1st) | 8 (0:17-1st) | 8-0 (1st) | 7 | 6 | L, 73-81 OT |
| VIRGINIA TECH | 10 (11:29-1st) | 9 (2:40-2nd) | 8-0 | 12 | 7 | L, 74-76 |
| MIAMI | 0 | 13 (9:50-2nd) | 6-0 | 0 | 1 | L, 76-85 |
| at NC State | 0 | 21 (1:59-2nd) | 6-0 (2nd) | 0 | 0 | L, 68-88 |
| NOTRE DAME | | | | | | |
| at North Carolina | | | | | | |
| at Virginia | | | | | | |
| CALIFORNIA | | | | | | |
| SMU | | | | | | |
| at Duke | | | | | | |
| NORTH CAROLINA | | | | | | |
| at Wake Forest | | | | | | |
| at Louisville | | | | | | |
| PITTSBURGH | | | | | | |



Donnie Freeman

November Best
Donnie Freeman
4 games
17.8 ppg.
5.3 rpg.
2.5 apg.
1.3 bpg.
1.0 spg.
27.3 mpg.

November Season Notes

- ✓ **Nov. 26:** Leading by one at the half, #15/13 Iowa State made 11 of its first 13 shots out of the break and went on to a 95-64 win.
- ✓ **Sadiq White Jr.** had 14 points and **Tyler Betsey** added 10 points and six rebounds.
- ✓ **Nov. 25:** Kansas outscored Syracuse 19-10 over the final six minutes and won, 71-60.
- ✓ **Tyler Betsey** had four 3-pointers and 12 points, **J.J. Starling** had 10, and **William Kyle III** had nine points and nine boards.
- ✓ **Nov. 24:** Syracuse pushed #3/2 Houston into overtime before losing, 78-74, in the first round of the Players Era Championship.
- ✓ **Tyler Betsey** had a career-high 16 points and **William Kyle III** posted 12 points and 10 rebounds.
- ✓ **Nov. 18:** Syracuse overcame a late Monmouth rally and beat the Hawks, 78-73.
- ✓ **Donnie Freeman** had 18 points, including a 12-of-14 effort from the foul line.
- ✓ **Nate Kingz** had a season-high 15 points and **Naithan George** contributed 12 points, six rebounds and nine assists.
- ✓ **Nov. 15:** The Orange held Drexel to six points over the first 13 minutes of the second half and beat the Dragons, 80-50, in the Autumn Invitational in Philadelphia.
- ✓ **Kiyan Anthony** scored 14 of his game-high 18 points in the first half, while **Donnie Freeman** had 13 points and **Naithan George** posted 13 points and seven assists.
- ✓ **William Kyle III** contributed eight points, 10 rebounds, three blocks and three steals.
- ✓ **Nov. 8:** SU led by as many as 43 and never trailed in an 83-43 win over Delaware State.
- ✓ **Donnie Freeman** scored 20 points in 23 minutes and **Kiyan Anthony** had 19 points in his first collegiate start.
- ✓ **William Kyle III** had a career-high six blocks, tied his collegiate best with 13 rebounds and added eight points.
- ✓ **Nov. 3:** SU opened its 124th season with an 85-47 win versus Binghamton.
- ✓ **Donnie Freeman** led five Syracuse players in double digits with 20 points.
- ✓ **William Kyle III** had 16 points, **Kiyan Anthony** scored 15 points, and **Naithan George** contributed 14 points, four rebounds, eight assists and five steals.

ORANGE OVERSEAS

| Player | at SU | Team | Notes |
|-------------------|---------|--------------------------------------|-------------------------------|
| Jimmy Boeheim | 2021-22 | Oliveirense (Portugal) | 12 games, 20.4 ppg., 5.1 rpg. |
| O'Shae Brissett | 2018-19 | Maccabi Playtika Tel-Aviv (Israel) | 23 games, 7.5 ppg., 4.3 rpg. |
| Jaquan Carlos | 2024-25 | Kobrat (Finland) | 16 games, 22.5 ppg., 6.3 apg. |
| Rakeem Christmas | 2011-15 | Amartha Hangtuah Jakarta (Indonesia) | 6 games, 18.8 ppg., 9.5 rpg. |
| Jyare Davis | 2024-25 | Derby Potgorica (Montenegro) | 14 games, 6.1 ppg., 2.4 rpg. |
| Marek Dolezaj | 2017-21 | Armann (Iceland) | 15 games, 11.8 ppg., 7.3 rpg. |
| Jesse Edwards | 2019-23 | Melbourne United (Australia) | 27 games, 13.5 ppg., 8.0 rpg. |
| Tyler Ennis | 2013-14 | Hapoel Shlomo Tel-Aviv (Israel) | 10 games, 11.9 ppg., 3.9 apg. |
| Joseph Girard III | 2019-23 | Cedevita Olimpija Ljubljana | 15 games, 5.9 ppg., 1.4 apg. |
| Elijah Hughes | 2018-20 | MHP Riesen Ludwigsburg (Germany) | 15 games, 15.7 ppg., 3.7 rpg. |
| Judah Mintz | 2022-24 | Manisa Basket (Turkey) | 16 games, 14.8 ppg., 2.3 apg. |
| Cole Swider | 2021-22 | Anadolu Efes Istanbul (Turkey) | 14 games, 7.6 ppg., 1.7 rpg. |
| Lucas Taylor | 2024-25 | KK Radnicki Gorazde (Bosnia) | 9 games, 15.1 ppg., 3.2 rpg. |

25 SYRACUSE BASKETBALL 26

2003 NCAA CHAMPIONS • 6 FINAL FOURS • 41 NCAA TOURNAMENTS • 44 ALL-AMERICANS • 71 NBA DRAFT PICKS

2025-26 BY CLASS

includes NC State game

Scoring

| Class | PPG | Pct. |
|-----------|------|------|
| Senior | 30.6 | .407 |
| Junior | 9.7 | .129 |
| Sophomore | 18.7 | .249 |
| Freshmen | 16.2 | .216 |

Rebounding

| Class | RPG | Pct. |
|-----------|------|------|
| Senior | 14.2 | .447 |
| Junior | 3.1 | .097 |
| Sophomore | 9.0 | .282 |
| Freshmen | 5.5 | .174 |

Assists

| Class | APG | Pct. |
|-----------|-----|------|
| Senior | 4.6 | .347 |
| Junior | 5.3 | .404 |
| Sophomore | 1.4 | .108 |
| Freshmen | 1.9 | .141 |

Blocks

| Class | BPG | Pct. |
|-----------|-----|------|
| Senior | 3.5 | .570 |
| Junior | 0.3 | .055 |
| Sophomore | 1.3 | .219 |
| Freshmen | 1.0 | .156 |

Steals

| Class | SPG | Pct. |
|-----------|-----|------|
| Senior | 3.1 | .451 |
| Junior | 1.5 | .215 |
| Sophomore | 1.2 | .181 |
| Freshmen | 1.0 | .153 |

Field Goal Percentage

| Class | Pct. |
|----------------|------|
| Senior..... | .500 |
| Junior..... | .389 |
| Sophomore..... | .466 |
| Freshman..... | .454 |

3PT Field Goal Percentage

| Class | Pct. |
|----------------|------|
| Senior..... | .341 |
| Junior..... | .319 |
| Sophomore..... | .374 |
| Freshman..... | .260 |

Free Throw Percentage

| Class | Pct. |
|----------------|------|
| Senior..... | .527 |
| Junior..... | .812 |
| Sophomore..... | .741 |
| Freshman..... | .578 |



Donnie Freeman

October Best
Donnie Freeman
2 exhibition games

16.5 ppg.

7.5 rpg.

3.0 apg.

0.0 bpg.

0.5 spg.

26.5 mpg.

October Exhibition Season Notes

- ✓ **Oct. 29:** The Orange broke open a tight contest with a 16-0 run and beat Division II Pace, 75-57.
- ✓ **Donnie Freeman** led both teams with 22 points and nine rebounds. **Sadiq White Jr.** made his SU debut and scored 14 points.
- ✓ **Oct. 25:** Syracuse defeated Buffalo at the KeyBank Center, 76-66. The Orange constructed an 18-point, second-half advantage and held off the Bulls.
- ✓ **Tyler Betsey** topped the Orange with 14 points, which included three 3-pointers. **Donnie Freeman** had 11 points and six boards.

SU DUNK BOARD

includes NC State game

| Player | Games | Dunks | Career |
|------------------|-----------|-----------|--------|
| William Kyle III | 21 | 40 | 40 |
| Sadiq White Jr. | 21 | 25 | 25 |
| Donnie Freeman | 12 | 10 | 21 |
| J.J. Starling | 19 | 6 | 10 |
| Kiyan Anthony | 21 | 4 | 4 |
| Akir Souare | 20 | 2 | 1 |
| Tiefing Diawara | 4 | 1 | 1 |
| Nate Kingz | 21 | 1 | 1 |
| Total | 21 | 89 | |

*includes games played at Syracuse

Syracuse Opens With Slamfest

The Orange posted 10 dunks against Binghamton on Nov. 3. It represented the most Syracuse Slams in a game since totalling 13 on Dec. 8, 2012 versus Monmouth.

Senior center William Kyle III led the way with six dunks. It was the highest game dunk total by a Syracuse player since Jesse Edwards had seven versus Miami on January 5, 2022.

PLUS +/-MINUS -

includes NC State game

| Player | Games | +/- | Avg. |
|------------------|-------|-----|------|
| Donnie Freeman | 12 | 120 | 8.7 |
| Nate Kingz | 21 | 134 | 6.4 |
| Naithan George | 21 | 119 | 5.7 |
| William Kyle III | 21 | 53 | 2.7 |
| Bryce Zephir | 15 | 36 | 2.4 |
| J.J. Starling | 19 | 39 | 2.1 |
| Ibrahim Souare | 20 | 35 | 1.8 |
| Sadiq White Jr. | 21 | 28 | 1.3 |
| Tyler Betsey | 20 | 26 | 1.3 |
| Luke Fennell | 10 | 4 | 0.4 |
| Kiyan Anthony | 21 | 6 | 0.3 |
| Tiefing Diawara | 4 | -4 | -1.0 |
| Noah Lobdell | 3 | -8 | -2.7 |

MEDIA SERVICES

Interview Opportunities

Postgame: A press conference with **Coach Adrian Autry** will be held in the press room, followed by player availability in the Syracuse locker room. Contact Pete Moore in Athletic Communications (315) 443-26-8 for details

Coach Autry: Media should contact Pete Moore to check on Coach Autry's availability.

Student-Athletes and Assistant Coaches: Please respect the privacy of the student-athletes and their families by NOT contacting them directly.

Interviews SHOULD NOT be conducted without making the arrangements through Pete Moore.

Attending Practice: All practice sessions are closed.

Radio

Syracuse IMG Sports Network: Voice of the Orange **Matt Park '97** and analyst **Jim Satalin** broadcast all of Syracuse's games on the Syracuse IMG Radio Network. The programming originates from **WTKW-FM (99.5)** and is carried by affiliates in New York, Pennsylvania and Vermont. **WAER-FM (88.3)** also carries SU men's basketball games home and away.

SU on Sirius: SIRIUS Satellite radio carries SU men's basketball games on a family of more than 120 stations. Visit www.sirius.com for a guide.

Internet

www.cuse.com: The site includes up-to-the minute SU athletics news, rosters, schedules, results and statistics for all 21 varsity sports. Broadcasts of Syracuse University men's basketball can be heard through the website.

Cuse.com

Coach Adrian Autry's post-game press conference and game highlights are available on Cuse.com.

Atlantic Coast Conference (www.acc.com):

The ACC website contains current news, standings, notes, results and statistics.

Athletic Communications Men's Basketball Directory

Pete Moore, director315-443-2608
cell phone315-952-5011
e-mail address pimoores@syr.edu
Dalton Coppola, assistant848-469-1028

ORANGE IN THE G-LEAGUE

| Player | at SU | Team | Notes | <i>includes games of 1/26/2026</i> |
|-----------------|---------|--------------------|------------------------------|------------------------------------|
| Buddy Boeheim | 2018-22 | Oklahoma City Blue | 5 games, 17.0 ppg., 6.6 rpg. | |
| Quincy Guerrier | 2019-21 | Raptors 905 | 9 games, 9.1 ppg., 4.7 rpg. | |
| Kadary Richmond | 2020-21 | Capitol City Go-Go | 6 games, 13.2 ppg., 5.5 rpg. | |
| Symir Torrence | 2021-23 | Motor City Cruise | 11 games, 4.3 ppg., 2.8 apg. | |

25 SYRACUSE BASKETBALL 26

2003 NCAA CHAMPIONS • 6 FINAL FOURS • 41 NCAA TOURNAMENTS • 44 ALL-AMERICANS • 71 NBA DRAFT PICKS

JMA WIRELESS DOME



2025-26 ATTENDANCE AVG.

includes games of Jan. 28

| Rank | School | G | Attendance | Avg. |
|-----------|-----------------|-----------|----------------|---------------|
| 1. | Kentucky | 13 | 255,653 | 19,666 |
| 2. | North Carolina | 12 | 224,256 | 18,688 |
| 3. | Tennessee | 11 | 205,334 | 18,667 |
| 4. | BYU | 10 | 180,546 | 18,055 |
| 5. | Arkansas | 13 | 223,134 | 17,164 |
| 6. | Syracuse | 13 | 215,432 | 16,572 |
| 7. | Creighton | 11 | 181,224 | 16,475 |
| 8. | Louisville | 12 | 186,048 | 15,504 |
| 9. | Kansas | 10 | 153,107 | 15,311 |
| 10. | NC State | 12 | 182,617 | 15,218 |

2025-26 ON-CAMPUS CROWD

includes games of Jan. 28

| Date | Game | Arena | Att. |
|-------|------------------------|-----------------------|--------|
| 11/11 | Kentucky at Louisville | KFC Yum! | 22,586 |
| 11/7 | Kansas at UNC | Smith Center | 21,750 |
| 1/10 | Wake Forest at UNC | Smith Center | 21,750 |
| 10/26 | Duke at Tenn. | Thompson-Boling Arena | 21,678 |
| 12/16 | Louisville at Tenn. | Thompson-Boling Arena | 21,678 |
| 1/17 | Kentucky at Tenn. | Thompson-Boling Arena | 21,678 |
| 1/24 | Miami at Syracuse | JMA Dome | 21,417 |
| 12/30 | FSU at UNC | Smith Center | 20,618 |
| 12/22 | E. Carolina at UNC | Smith Center | 20,479 |
| 12/13 | Indiana at Kentucky | Rupp Arena | 20,061 |

DIV. I ON-CAMPUS CROWDS

| Year | Game | Att. |
|---------|--------------------------|--------|
| 1980-81 | Connecticut at Syracuse | 26,257 |
| 1981-82 | St. John's at Syracuse | 27,318 |
| 1982-83 | St. John's at Syracuse | 32,382 |
| 1983-84 | Georgetown at Syracuse | 30,758 |
| 1984-85 | Villanova at Syracuse | 32,520 |
| 1985-86 | Georgetown at Syracuse | 32,475 |
| 1986-87 | Georgetown at Syracuse | 32,602 |
| 1987-88 | Pittsburgh at Syracuse | 32,492 |
| 1988-89 | Georgetown at Syracuse | 32,683 |
| 1989-90 | Georgetown at Syracuse | 33,015 |
| 1990-91 | Georgetown at Syracuse | 33,048 |
| 1991-92 | Georgetown at Syracuse | 32,996 |
| 1992-93 | St. John's at Syracuse | 29,130 |
| 1993-94 | Kentucky at Syracuse | 31,560 |
| 1994-95 | Connecticut at Syracuse | 31,211 |
| 1995-96 | Georgetown at Syracuse | 32,589 |
| 1996-97 | Georgetown at Syracuse | 29,877 |
| 1997-98 | Georgetown at Syracuse | 27,726 |
| 1998-99 | Connecticut at Syracuse | 30,367 |
| 1999-00 | Georgetown at Syracuse | 31,009 |
| 2000-01 | Seton Hall at Syracuse | 29,453 |
| 2001-02 | Georgetown at Syracuse | 29,295 |
| 2002-03 | Rutgers at Syracuse | 33,071 |
| 2003-04 | Connecticut at Syracuse | 32,944 |
| 2004-05 | Notre Dame at Syracuse | 33,199 |
| 2005-06 | Villanova at Syracuse | 33,633 |
| 2006-07 | Connecticut at Syracuse | 32,376 |
| 2007-08 | Georgetown at Syracuse | 31,327 |
| 2008-09 | Georgetown at Syracuse | 31,841 |
| 2009-10 | Villanova at Syracuse | 34,616 |
| 2010-11 | Villanova at Syracuse | 33,736 |
| 2011-12 | Connecticut at Syracuse | 33,340 |
| 2012-13 | Georgetown at Syracuse | 35,012 |
| 2013-14 | Duke at Syracuse | 35,446 |
| 2014-15 | Duke at Syracuse | 35,446 |
| 2015-16 | Pittsburgh at Syracuse | 28,696 |
| 2016-17 | Georgia Tech at Syracuse | 30,448 |
| 2017-18 | Clemson at Syracuse | 28,670 |
| 2018-19 | Duke at Syracuse | 35,642 |
| 2019-20 | Duke at Syracuse | 31,458 |
| 2020-21 | <i>pandemic</i> | 0 |
| 2021-22 | Duke at Syracuse | 31,830 |
| 2022-23 | Duke at Syracuse | 31,063 |
| 2023-24 | Notre Dame at Syracuse | 25,194 |
| 2024-25 | Duke at Syracuse | 23,313 |
| 2025-26 | Kentucky at Louisville | 22,586 |

DOME-INATING

Syracuse In The Dome

| Season | W-L | Pct. | Unbeaten Start |
|----------------|----------------|-------------|----------------|
| 2025-26 | 9-4 | .692 | 5-0 |
| 2024-25 | 11-6 | .647 | 5-0 |
| 2023-24 | 14-2 | .875 | 9-0 |
| 2022-23 | 11-7 | .611 | 1-0 |
| 2021-22 | 11-5 | .688 | 2-0 |
| 2020-21 | 13-1 | .929 | 5-0 |
| 2019-20 | 11-7 | .611 | 0-1 |
| 2018-19 | 13-6 | .684 | 6-0 |
| 2017-18 | 14-5 | .737 | 8-0 |
| 2016-17 | 17-4 | .810 | 6-0 |
| 2015-16 | 13-4 | .765 | 3-0 |
| 2014-15 | 13-5 | .722 | 4-0 |
| 2013-14 | 16-2 | .889 | 16-0 |
| 2012-13 | 17-2 | .895 | 16-0 |
| 2011-12 | 19-0 | 1.000 | 19-0 |
| 2010-11 | 16-3 | .842 | 13-0 |
| 2009-10 | 17-2 | .895 | 9-0 |
| 2008-09 | 16-3 | .842 | 7-0 |
| 2007-08 | 16-6 | .727 | 3-0 |
| 2006-07 | 18-4 | .818 | 6-0 |
| 2005-06 | 14-5 | .909 | 2-0 |
| 2004-05 | 16-2 | .889 | 14-0 |
| 2003-04 | 14-3 | .824 | 0-1 |
| 2002-03 | 17-0 | 1.000 | 17-0 |
| 2001-02 | 15-4 | .789 | 6-0 |
| 2000-01 | 15-2 | .882 | 6-0 |
| 1999-00 | 17-1 | .944 | 13-0 |
| 1998-99 | 9-7 | .563 | 3-0 |
| 1997-98 | 12-4 | .750 | 8-0 |
| 1996-97 | 9-7 | .563 | 1-0 |
| 1995-96 | 15-1 | .938 | 10-0 |
| 1994-95 | 14-2 | .875 | 12-0 |
| 1993-94 | 16-1 | .941 | 4-0 |
| 1992-93 | 12-4 | .750 | 7-0 |
| 1991-92 | 14-3 | .824 | 13-0 |
| 1990-91 | 16-1 | .941 | 8-0 |
| 1989-90 | 13-3 | .813 | 7-0 |
| 1988-89 | 18-1 | .947 | 10-0 |
| 1987-88 | 13-3 | .813 | 8-0 |
| 1986-87 | 17-2 | .895 | 11-0 |
| 1985-86 | 17-2 | .895 | 14-0 |
| 1984-85 | 13-2 | .867 | 6-0 |
| 1983-84 | 14-3 | .824 | 4-0 |
| 1982-83 | 14-2 | .875 | 8-0 |
| 1981-82 | 11-6 | .647 | 2-0 |
| 1980-81 | 17-3 | .850 | 2-0 |
| Overall | 657-152 | .812 | |

25 SYRACUSE BASKETBALL 26

2003 NCAA CHAMPIONS • 6 FINAL FOURS • 41 NCAA TOURNAMENTS • 44 ALL-AMERICANS • 71 NBA DRAFT PICKS



Moten, Syracuse All-Time Scorer, To Be Honored

Syracuse University will honor the legacy of the late Lawrence Moten at the men's basketball game with Notre Dame on Saturday, Jan. 31, at the JMA Wireless Dome.

A ceremony, featuring highlights of Moten's career, and attending by members of his family, will be held in recognition of his many accomplishments in basketball and in the Syracuse community.

Moten, who was known nationally in basketball circles for his moniker "Poetry in Moten," passed away on September 30 at the age of 53.

Moten produced a school-record 2,334 points, a total that has not been approached since, between 1991-95. Moten also established the BIG EAST Conference scoring record (1,405 points), a standard that stood until 2020, some 25 years after he played. the campaign with a 22-10 record.

Moten was selected in the second round of the 1995 NBA Draft by the Vancouver Grizzlies and spent two seasons with Grizzlies. Moten signed with the Washington Wizards in 1998 and then continued to play professionally in the Continental Basketball Association (CBA) and the American Basketball Association (ABA) through 2006. He also had stints playing overseas in Spain and Venezuela.

During the 1999-00 season, Moten was one of 25 players honored with placement on the Syracuse All-Century Team.

Syracuse University retired Moten's jersey in a pre-game ceremony on March 3, 2018.

The 2025-26 basketball team is wearing a "21" patch on its game jerseys. The Orange are also wearing "Poetry 21" shooting shirts.

ACC/SEC CHALLENGE



Tuesday, Dec. 2

#4 Duke 67, #15 Florida

Syracuse 62, #13 Tennessee 60

#16 North Carolina 67, #18 Kentucky 64

Virginia Tech 86, South Carolina 83 OT

Oklahoma 86, Wake Forest 68

Texas A&M 81, Pittsburgh 73

Miami 75, Ole Miss 66

Georgia 107, Florida State 73

Notre Dame 76, Missouri 71

Wednesday, Dec. 3

#25 Arkansas 89, #6 Louisville 80

#12 Alabama, Clemson 84

#17 Vanderbilt 88, SMU 69

#20 Auburn, NC State 73

LSU 78, Boston College 69 OT

Virginia 88, Texas 69

Mississippi State 85, Georgia Tech 73

SEC 9 ACC 7



KARL MALONE AWARD

The Karl Malone Award has been presented annually since 2015 to the most outstanding power forward in men's basketball. The Basketball Hall of Fame administers the award and compiles the preseason watch list of 20 candidates, which included SU's **Donnie Freeman**.

2025-26 MALONE AWARD WATCHLIST

| Player | School |
|-----------------------|-----------------|
| Tyler Bilodeau | UCLA |
| Cameron Boozer | Duke |
| Alvaro Folgueiras | Iowa |
| Donnie Freeman | Syracuse |
| Keyshawn Hall | Auburn |
| Thomas Haugh | Florida |
| Bryce Hopkins | St. John's |
| Graham Ike | Gonzaga |
| Joshua Jefferson | Iowa State |
| Alex Karaban | UConn |
| Trey Kaufman-Renn | Purdue |
| Nick Martinelli | Northwestern |
| Yaxel Lendeborg | Michigan |
| Baye Ndongo | Georgia Tech |
| Koa Peat | Arizona |
| Michael Rataj | Baylor |
| Malik Reneau | Miami |
| JT Toppin | Texas Tech |
| Joseph Tugler | Houston |
| Caleb Wilson | North Carolina |

SU 1,000 CAREER POINTS

Syracuse has 67 players who have scored 1,000 career points with the Orange. J.J. Starling was the latest, reaching the mark versus Stonehill on December 22, 2025.

| No. | Player | Points | Avg. | Years |
|------------|----------------------|--------------|-------------|----------------|
| 1. | Lawrence Moten | 2,334 | 19.3 | 1991-95 |
| 2. | Derrick Coleman | 2,143 | 15.0 | 1986-90 |
| 3. | John Wallace | 2,119 | 16.7 | 1992-96 |
| 4. | Gerry McNamara | 2,099 | 15.5 | 2002-06 |
| 5. | Hakim Warrick | 2,073 | 15.4 | 2001-05 |
| 6. | Sherman Douglas | 2,060 | 14.9 | 1985-89 |
| 7. | Stephen Thompson | 1,956 | 13.6 | 1986-90 |
| 8. | Preston Shumpert | 1,907 | 14.2 | 1998-02 |
| 9. | Dave Bing | 1,883 | 24.8 | 1963-66 |
| 10. | Rafael Addison | 1,876 | 14.9 | 1982-86 |
| 11. | Erich Santifer | 1,845 | 14.9 | 1979-83 |
| 12. | Billy Owens | 1,840 | 17.9 | 1988-91 |
| 13. | Buddy Boenheim | 1,765 | 14.6 | 2018-22 |
| 14. | Rony Seikaly | 1,716 | 12.6 | 1984-88 |
| 15. | Eric Devendorf | 1,680 | 14.5 | 2005-09 |
| 16. | C.J. Fair | 1,660 | 11.6 | 2010-14 |
| 17. | Joseph Girard III | 1,652 | 13.2 | 2019-23 |
| 18. | Tyus Battle | 1,647 | 16.0 | 2016-19 |
| 19. | Dave Johnson | 1,614 | 12.2 | 1988-92 |
| 20. | Brandon Triche | 1,564 | 10.6 | 2009-13 |
| 21. | Roosevelt Bouie | 1,560 | 13.2 | 1976-80 |
| | Todd Burgan | 1,560 | 12.5 | 1994-98 |
| 23. | Adrian Autry | 1,538 | 12.7 | 1990-94 |
| 24. | Dennis DuVal | 1,504 | 18.6 | 1971-74 |
| 25. | Jason Hart | 1,503 | 11.4 | 1996-00 |
| 26. | Rudy Hackett | 1,496 | 17.2 | 1972-75 |
| | Dale Shackelford | 1,496 | 12.8 | 1975-79 |
| 28. | Dwayne Washington | 1,490 | 15.7 | 1983-86 |
| 29. | Louis Orr | 1,487 | 12.8 | 1976-80 |
| 30. | Kris Joseph | 1,476 | 10.5 | 2008-12 |
| 31. | Bill Smith | 1,451 | 20.7 | 1968-71 |
| 32. | Trevor Cooney | 1,437 | 10.2 | 2012-16 |
| 33. | Otis Hill | 1,416 | 10.9 | 1993-97 |
| 34. | Greg Kohls | 1,360 | 19.2 | 1969-72 |
| 35. | Mike Lee | 1,351 | 16.3 | 1970-73 |
| 36. | Billy Gabor | 1,344 | 14.9 | 1942-48 |
| | Demetris Nichols | 1,344 | 10.9 | 2003-07 |
| 38. | Etan Thomas | 1,340 | 11.0 | 1996-00 |
| 39. | Vinnie Cohen | 1,337 | 19.7 | 1954-57 |
| 40. | Tony Bruin | 1,294 | 11.6 | 1979-83 |
| 41. | Scoop Jardine | 1,265 | 9.0 | 2007-12 |
| 42. | Paul Harris | 1,253 | 11.7 | 2006-09 |
| 43. | George Hicker | 1,245 | 16.0 | 1965-68 |
| | Rick Jackson | 1,245 | 8.7 | 2007-11 |
| 45. | Arinze Onuaku | 1,232 | 9.2 | 2005-10 |
| 46. | Damone Brown | 1,230 | 10.9 | 1997-01 |
| 47. | Wendell Alexis | 1,212 | 9.7 | 1982-86 |
| 48. | Jonny Flynn | 1,211 | 16.6 | 2007-09 |
| 49. | Jack Kiley | 1,193 | 15.1 | 1948-51 |
| 50. | Ryan Blackwell | 1,175 | 11.8 | 1997-00 |
| 51. | Jim Lee | 1,165 | 13.4 | 1972-75 |
| 52. | Marty Byrnes | 1,159 | 11.0 | 1974-78 |
| | Marty Headd | 1,159 | 10.9 | 1977-81 |
| 54. | Michael Gbinije | 1,144 | 11.3 | 2013-16 |
| 55. | DeShaun Williams | 1,136 | 11.7 | 1999-02 |
| 56. | Judah Mintz | 1,123 | 17.5 | 2022-24 |
| 57. | Andy Rautins | 1,121 | 8.8 | 2005-10 |
| 58. | James Williams | 1,119 | 11.0 | 1973-77 |
| 59. | J.J. Starling | 1,108 | 14.5 | 2023-25 |
| 59. | Ed Stickle | 1,096 | 11.0 | 1945-49 |
| 61. | Jon Cincebox | 1,087 | 15.8 | 1956-59 |
| 62. | Kueth Duany | 1,084 | 8.5 | 1999-03 |
| 63. | Pete Chudy | 1,079 | 16.1 | 1958-61 |
| 64. | Elijah Hughes | 1,075 | 16.3 | 2018-20 |
| 65. | Vaughn Harper | 1,070 | 13.5 | 1965-68 |
| 66. | Rakeem Christmas | 1,046 | 7.4 | 2011-15 |
| 67. | Leo Rautins | 1,031 | 12.1 | 1980-83 |

ORANGE STANDARD

25 SYRACUSE BASKETBALL 26

2003 NCAA CHAMPIONS • 6 FINAL FOURS • 41 NCAA TOURNAMENTS • 44 ALL-AMERICANS • 71 NBA DRAFT PICKS



Cohen Named Letterwinner of Distinction

Hal Cohen '80 was named a Letterwinner of Distinction, one of the highest honors that Syracuse Athletics bestows upon former student-athletes and teams. The 60th celebration of the award was held on November 1 at Drumlins Country Club.

Cohen was a four-year letterwinner for the Syracuse men's basketball program. A member of Jim Boeheim's first recruiting class, he helped the Orange reach the NCAA Tournament in four-straight seasons.

The Orange won at least 22 games each year and finished with a 26-4 mark in three of those seasons. Overall, Syracuse was 100-18 with Cohen on the squad.

His contributions and his games played increased in each of his four campaigns with the Orange. As a junior in 1978-79, Cohen saw action in 29 contests, including 21 as a starter. He averaged a career-high 8.1 points and 3.0 assists per game. Cohen played in 30 outings his final year and finished with 108 games played.

Cohen was the fifth Syracuse men's basketball player to earn CoSIDA Academic All-American recognition, earning second-team honors in 1979.

Prior to enrolling at Syracuse, Cohen was a standout performer at Canton Central High School. The Golden Bears won a Section X title and the X-VII intersectional crown during his time. In 2018, he was inducted into the New York State Basketball Hall of Fame.

After receiving his medical degree from SUNY Upstate Medical University, Cohen went on to a successful career as a diagnostic radiology specialist, primarily in Syracuse.



Hackett, Lee To Have Their Jerseys Retired

The jerseys of former basketball standouts Rudy Hackett (#45) and Jim Lee (#10) will join the most significant numbers in Syracuse hoop history when they are retired in a ceremony scheduled for Saturday, February 21, 2025, in the JMA Wireless Dome. The Orange are scheduled to host ACC rival North Carolina that afternoon.

Hackett and Lee were teammates on Syracuse's first NCAA Final Four squad, the 1974-75 group that advanced to the national semifinals in San Diego.

In three varsity seasons at Syracuse, Hackett accumulated 1,496 points and averaged 17.2 points per game. He was the 14th player in school history to surpass 1,000 points and remains tied for 26th on the all-time point list with the Orange. Hackett reached the milestone in 66 contests, a mark that is tied for the 15th fastest at Syracuse. He started 84 of 87 contests he competed in for the Orange.

Hackett was Syracuse's leading rebounder in each of his three seasons and ranks sixth in career rebounds (990) with the Orange. He grabbed 407 boards as a senior (12.7), which was the school record until Derrick Coleman exceeded the total with 422 in 1988-89.

In the 1974-75 season, Hackett scored 709 points, the ninth-best total at Syracuse. His scoring average (22.2 ppg.) remains the eighth highest in a single season with the Orange. Hackett earned 1974-75 All-American recognition from the Associated Press (2nd team) and Basketball Weekly (3rd team).

Lee was also a 1,000-point career scorer at Syracuse, totaling 1,165 points in three years. He ranks 51st on the list of Orange performers who surpassed 1,000 points. Lee led Syracuse in assists in 1973-74 (107) and 1974-75 (115). He started every game of his junior and senior years, a streak of 58 contests.

One of the most successful free-throw shooters in Syracuse history, Lee led the Orange in free-throw percentage in 1972-73 (.885), 1973-74 (.812) and 1974-75 (.812). His career free-throw percentage (.859) ranks fourth at Syracuse.

The Orange made three consecutive appearances in the NCAA Tournament with Hackett and Lee in the lineup and Coach Roy Danforth at the helm. Syracuse posted campaigns of 24-5 (1972-73), 19-7 (1973-74) and 23-9 (1974-75).

Hackett and Lee were both named to the 25-player Syracuse University All-Century Team that was selected by fan vote during the 1999-2000 season. The duo also own residence in the Upstate New York Basketball Hall of Fame. Hackett starred at Mount Vernon High School and Lee was a product of Windsor High School.

SYRACUSE RETIRED JERSEYS

Carmelo Anthony - 15
Dave Bing - 22
Roosevelt Bouie - 50
Derrick Coleman - 44
Sherman Douglas - 20
Dennis DuVal - 22
Billy Gabor - 17
Vic Hanson - 18
Gerry McNamara - 3
Lawrence Moten - 21
Louis Orr - 55
Billy Owens - 30
Rony Seikaly - 4
Wilmeth Sidat-Singh - 19
John Wallace - 44
Hakim Warrick - 1
Dwayne Washington - 31

25 SYRACUSE BASKETBALL 26

2003 NCAA CHAMPIONS • 6 FINAL FOURS • 41 NCAA TOURNAMENTS • 44 ALL-AMERICANS • 71 NBA DRAFT PICKS




Adrian Autry is in his third season as head coach at his alma mater.

ADRIAN AUTRY RECORDS

| | |
|-------------------------|----------------|
| SU Head Coach | 46-40 (.535) |
| Overtime Games | 1-3 (.250) |
| Season Openers | 2-0 (1.000) |
| ACC Regular Season | 21-27 (.438) |
| ACC Tournament | 1-2 (.333) |
| SU Assistant (2011-23): | 264-145 (.645) |
| SU Player (1990-94): | 91-32 (.740) |

ADRIAN "RED" AUTRY, Head Coach



Autry In Second Season As Court Boss

Adrian Autry is in his third year as head coach at his alma mater.

In his first campaign at the helm, Autry guided the Orange to a 20-12 overall record and an 11-9 Atlantic Coast Conference mark.

His second season was marked by injuries to two key starters, J.J. Starling and Donnie Freeman. The Orange finished the year 14-19 overall and 7-13 in the ACC. Autry guided Syracuse to a first-round triumph in the ACC Tournament.

Autry was named head coach at Syracuse following the completion of the 2022-23 season. He was selected to replace his mentor, Hall of Fame coach Jim Boeheim, who held the post for 47 years.

Autry had returned to his alma mater when he was named an assistant coach prior to the 2011-12 season. In March of 2017, Autry was promoted to associate head coach.

A product of St. Nicholas of Tolentine in the Bronx, Autry was a McDonald's All-American in 1990. He earned first-team All-New York City three times and played on the 1988 New York City and New York State championship squads.

An Orange Star

Autry started 116-of-121 games in four seasons with the Orange, a stretch that began in 1990 and ended in 1994. Autry still ranks fifth in career assists (631) and sixth in career steals (217) at Syracuse. The Orange earned NCAA Tournament invitations in 1990-91, 1991-92 and 1993-94.

He graduated from SU with a degree in Speech Communication in 1994.

Overseas Orange

Autry had a successful professional basketball career, primarily in European leagues. He played for teams in Belgium, France, Germany, Italy, Poland, Russia, Turkey and Venezuela. Autry also had stints in the United States Basketball League (USBL).

The Quest To Coach

Autry embarked on a coaching career in January 2006 when he was hired as associate head coach at Bishop Ireton Catholic High School (Va.). He became AAU basketball coach with Nova United in April 2006, leading the 14-Under team and then the 15-Under squad. In September 2007, he became assistant basketball coach at Paul VI High School (Va.). He was named an assistant coach on the AAU Triple Threat squad, working with the 17-Under team, in 2008.

He moved into the collegiate ranks in 2008 when he was hired by then-head coach Seth Greenburg as director of basketball operations at Virginia Tech. He was later elevated to an assistant coach post, before moving back to Syracuse.

The Adrian Autry Show

The Adrian Autry Radio Show begins its third year on Wednesday, November 5th, at 7:00 p.m. It will air live on TK99/105, Cuse.com, the 'Cuse APP and the Varsity Network App from The Wildcat Sports Pub located at 3680 Milton Ave, in Camillus, N.Y.

Autry, in his third year at the helm of his alma mater's basketball program, will join Voice of the Orange Matt Park during each game week to provide insight on the Orange and their upcoming matchup.

Fans are invited to participate in the show by calling 888-7Go-Cuse or 424-8599, or by attending the show in person at The Wildcat Sports Pub in Camillus. Those who attend the show will have an opportunity to meet Coach Autry.

AUTRY'S STATISTICS AT SYRACUSE

| Year | G | FG | FGA | Pct | 3FG | 3FGA | Pct | FT | FTA | Pct | R | Avg | A | Pts | Avg |
|---------|-----|-----|-------|------|-----|------|------|-----|-----|------|-----|-----|-----|-------|------|
| 1990-91 | 31 | 106 | 264 | .402 | 26 | 82 | .317 | 62 | 88 | .705 | 79 | 2.5 | 164 | 300 | 9.7 |
| 1991-92 | 31 | 109 | 297 | .367 | 33 | 99 | .333 | 90 | 128 | .703 | 126 | 4.1 | 123 | 341 | 11.0 |
| 1992-93 | 29 | 140 | 324 | .432 | 33 | 109 | .302 | 83 | 104 | .798 | 106 | 3.7 | 161 | 396 | 13.7 |
| 1993-94 | 30 | 178 | 396 | .449 | 47 | 127 | .370 | 98 | 125 | .784 | 145 | 4.8 | 183 | 501 | 16.7 |
| Totals | 121 | 533 | 1,281 | .416 | 139 | 417 | .333 | 333 | 445 | .748 | 456 | 3.8 | 631 | 1,538 | 12.7 |

ORANGE STANDARD

25 SYRACUSE BASKETBALL 26

2003 NCAA CHAMPIONS • 6 FINAL FOURS • 41 NCAA TOURNAMENTS • 44 ALL-AMERICANS • 71 NBA DRAFT PICKS

2025-26 AP POLL

January 26, 2026

| No. | Team | W-L | Points |
|-----|----------------|------|--------|
| 1. | Arizona (60) | 20-0 | 1,500 |
| 2. | Connecticut | 19-1 | 1,402 |
| 3. | Michigan | 18-1 | 1,379 |
| 4. | Duke | 18-1 | 1,326 |
| 5. | Nebraska | 20-0 | 1,283 |
| 6. | Gonzaga | 21-1 | 1,097 |
| 7. | Michigan State | 18-2 | 1,072 |
| 8. | Iowa State | 18-2 | 1,070 |
| 9. | Illinois | 17-3 | 1,060 |
| 10. | Houston | 17-2 | 983 |
| 11. | Texas Tech | 16-4 | 939 |
| 12. | Purdue | 17-3 | 864 |
| 13. | BYU | 17-2 | 837 |
| 14. | Kansas | 15-5 | 614 |
| 15. | Arkansas | 15-5 | 568 |
| 16. | North Carolina | 16-4 | 528 |
| 17. | Virginia | 16-3 | 509 |
| 18. | Vanderbilt | 17-3 | 497 |
| 19. | Florida | 14-6 | 389 |
| 20. | Louisville | 14-5 | 297 |
| 21. | Saint Louis | 19-1 | 286 |
| 22. | Clemson | 17-4 | 245 |
| 23. | Alabama | 13-6 | 202 |
| 24. | Miami (OH) | 20-0 | 140 |
| 25. | St. John's | 15-5 | 133 |

Others receiving votes: Tennessee 88, Kentucky 51, Georgia 49, Iowa 30, Texas A&M 27, Auburn 15, NC State 8, SMU 4, Saint Mary's 3, Utah State 2, Villanova 2, Wisconsin 1

2025-26 COACHES POLL

January 26, 2026

| No. | Team | W-L | Points |
|-----|----------------|------|--------|
| 1. | Arizona (31) | 20-0 | 775 |
| 2. | Michigan | 18-1 | 723 |
| 3. | Connecticut | 19-1 | 716 |
| 4. | Duke | 18-1 | 686 |
| 5. | Nebraska | 20-0 | 634 |
| 6. | Gonzaga | 21-1 | 590 |
| 7. | Houston | 17-2 | 530 |
| 8. | Michigan State | 18-2 | 526 |
| 9. | Iowa State | 18-2 | 524 |
| 10. | Illinois | 17-3 | 520 |
| 11. | Texas Tech | 16-4 | 485 |
| 12. | Purdue | 17-3 | 462 |
| 13. | BYU | 17-2 | 432 |
| 14. | Kansas | 15-5 | 292 |
| 15. | Vanderbilt | 17-3 | 287 |
| 16. | Arkansas | 15-5 | 261 |
| 17. | Virginia | 16-3 | 258 |
| 18. | North Carolina | 16-4 | 233 |
| 19. | Clemson | 17-4 | 200 |
| 20. | Louisville | 14-5 | 186 |
| 21. | Florida | 14-6 | 176 |
| 22. | Saint Louis | 19-1 | 154 |
| 23. | Alabama | 13-6 | 120 |
| 24. | St. John's | 15-5 | 95 |
| 25. | Iowa | 14-5 | 47 |
| | Miami (OH) | 20-0 | 47 |

Others receiving votes: Georgia 33, Tennessee 30, Texas A&M 19, Villanova 15, Saint Mary's 9, SMU 4, Kentucky 3, Utah State 2, Liberty 1

SYRACUSE POLL POINTS

The last time . .

| SU vs. | 12/2/25 | SU 62, #13 Tennessee 60 |
|------------------|----------|------------------------------------|
| ranked team | | |
| SU win vs. | 12/2/25 | SU 62, #13 Tennessee 60 |
| ranked team | | |
| Both ranked | 11/16/18 | #13 Oregon 80, #15 SU 65 |
| Both top 10 | 2/22/14 | #5 Duke 66, #1 SU 60 |
| Both top 5 | 2/22/14 | #5 Duke 66, #1 SU 60 |
| SU vs. ranked | 11/20/23 | #7 Tennessee 73, SU 56 |
| back-to-back | 11/21/23 | #11 Gonzaga 76, SU 57 |
| SU played #1 | 2/23/19 | #1 Duke 75, SU 65 |
| SU beat #1 | 1/14/19 | SU 95, #1 Duke 91 OT |
| SU played #2 | 2/5/25 | #2 Duke 83, SU 54 |
| SU beat #2 | 2/3/03 | SU 67, #2 Pittsburgh 65 |
| SU played #3 | 12/3/24 | #3 Tennessee 96, SU 70 |
| SU beat #3 | 3/12/09 | #18 SU 127, #3 UConn 117 6 OT |
| SU played #4 | 3/27/16 | SU 68, #4 Virginia 62 (NCAA) |
| SU beat #4 | 3/27/16 | SU 68, #4 Virginia 62 (NCAA) |
| SU played #5 | 3/14/19 | #5 Duke 84, SU 72 (ACCT) |
| SU beat #5 | 3/18/18 | SU 55, #5 Mich. State (NCAA) 53 |
| SU played #6 | 1/30/23 | #6 Virginia 67, SU 62 |
| SU beat #6 | 1/28/17 | SU 82, #6 Florida State 72 |
| SU played #7 | 2/13/24 | SU 86, #7 North Carolina 79 |
| SU beat #7 | 2/13/24 | SU 86, #7 North Carolina 79 |
| SU played #8 | 1/25/21 | #8 Virginia 81, SU 58 |
| SU beat #8 | 12/28/13 | #2 SU 78, #8 Villanova 62 |
| SU played #9 | 2/1/20 | #9 Duke 97, SU 88 |
| SU beat #9 | 2/4/17 | SU 66, #9 Virginia 62 |
| SU played #10 | 1/26/19 | #10 Virginia Tech 78, SU 56 |
| SU beat #10 | 2/22/17 | SU 78, #10 Duke 75 |
| SU played #11 | 11/21/23 | #11 Gonzaga 76, SU 57 |
| SU beat #11 | 2/26/11 | #17 SU 58, #11 Georgetown 51 |
| SU played #12 | 3/7/18 | #12 N. Carolina 78, SU 59 (ACCT) |
| SU beat #12 | 2/18/15 | SU 69, #12 Louisville 59 |
| SU played #13 | 12/2/25 | SU 62, #13 Tennessee 60 |
| SU beat #13 | 12/2/25 | SU 62, #13 Tennessee 60 |
| SU played #14 | 1/2/24 | #14 Duke 86, SU 66 |
| SU beat #14 | 3/22/12* | #2 SU 64, #14 Wisconsin 63 (NCAA) |
| SU played #15 | 3/11/21 | #15 Virginia 72, SU 69 (ACCT) |
| SU beat #15 | 3/30/13 | #16 SU 55, #15 Marquette 39 (NCAA) |
| SU played #16 | 3/19/21 | #16 Illinois 73, SU 44 |
| SU beat #16 | 3/19/21 | SU 78, #16 San Diego St. 62 |
| SU played #17 | 1/16/23 | #17 Miami 82, SU 78 |
| SU beat #17 | 2/1/14 | #2 SU 91, #17 Duke 89 OT |
| SU played #18 | 1/11/20 | SU 63, #18/18 Virginia 55 OT |
| SU beat #18 | 1/11/20 | SU 63, #18/18 Virginia 55 OT |
| SU played #19 | 11/26/21 | #19 Auburn 89, Syracuse 68 |
| SU beat #19 | 3/3/12 | #2 SU 58, #19 Louisville 49 |
| SU played #20 | 1/18/16 | SU 64, #20 Duke 62 |
| SU beat #20 | 1/18/16 | SU 64, #20 Duke 62 |
| SU played #21 | 12/9/20 | #21 Rutgers 79, Syracuse 69 |
| SU beat #21 | 1/21/13 | #t3 SU 57, #21 Cincinnati 55 |
| SU played #22 | 2/5/19 | #22 Florida State 80, SU 62 |
| SU beat #22 | 1/18/14 | #2 SU 59, #22 Pittsburgh 54 |
| SU played #23 | 2/14/23 | SU 75, #23 NC State 72 |
| SU beat #23 | 2/14/23 | SU 75, #23 NC State 72 |
| SU played #24 | 11/19/04 | SU 71, #24 Memphis 62 |
| SU beat #24 | 11/19/04 | SU 71, #24 Memphis 62 |
| SU played #25 | 1/28/16 | SU 81, #25 Notre Dame 66 |
| SU beat #25 | 1/28/16 | SU 81, #25 Notre Dame 66 |
| Ranked opponents | | |
| in a season | 15 | 2008-09 |

*wins vacated by NCAA sanctions

SU'S MOST FAMILIAR FOES

| Opponents | Games |
|----------------------------------|-------|
| 1. Colgate (Nov. 12) | 176 |
| 2. Pittsburgh (Jan. 10, March 7) | 129 |
| Cornell (Nov. 27) | 129 |
| 4. Penn State | 106 |
| 5. Georgetown (Dec. 14) | 100 |
| 6. Connecticut | 95 |
| 7. St. John's | 92 |
| 8. Boston College (Jan. 17) | 88 |
| 9. Niagara | 84 |
| 10. Villanova | 74 |

bold indicates 2025-26 opponent

25 SYRACUSE BASKETBALL 26

2003 NCAA CHAMPIONS • 6 FINAL FOURS • 41 NCAA TOURNAMENTS • 44 ALL-AMERICANS • 71 NBA DRAFT PICKS



KIYAN ANTHONY

Guard • 6-5 • 185 • Freshman

Brooklyn, N.Y. • Christ the King • Long Island Lutheran

7

- Anthony has scored in all 21 games for the Orange this season and has contributed double-digit points in nine contests.
- He scored 13 points against Miami, his most in an ACC contest.
- He drew the starting assignment against Drexel and Delaware State and averaged 18.5 points in those appearances.

ANTHONY SEASON & CAREER HIGHS

Points: 19, Delaware State
FG Made: 8, Delaware State
FG Attempted: 12, Drexel , Kansas
3-Point FGM: 2, Delaware State, Georgia Tech, Miami
3-Point FGA: 6, Kansas
FT Made: 8, Northeastern
FT Attempted: 12, Northeastern
Rebounds: 3, Nine times
Off. Rebounds: 3, Hofstra
Def. Rebounds: 3, Binghamton, Delaware St., Mercyhurst, Florida State
Assists: 4, Delaware State
Steals: 2, Houston
Blocks: 1, Saint Joseph's, Hofstra, Stonehill, Clemson
Minutes: 29, Delaware State

ANTHONY MISCELLANEOUS

| | FR | TOTAL |
|----------------------|-----|-------|
| Double-Doubles | --- | --- |
| 10+ Points | 9 | 9 |
| 20+ Points | --- | --- |
| 5+ Rebounds | --- | --- |
| 10+ Rebounds | --- | --- |
| 5+ Assists | --- | --- |
| 3+ 3-PT Field Goals | --- | --- |
| 3+ Steals | --- | --- |
| 3+ Blocks | --- | --- |
| Led Team in Points | 1 | 1 |
| Led Team in Rebounds | --- | --- |
| Led Team in Assists | 1 | 1 |

2025-26 ANTHONY GAME-BY-GAME

| Opponent | MP | FG | 3PT | FT | REB | PF | A | TO | BLK | STL | TP |
|-------------------|----|------|-----|------|-----|----|---|----|-----|-----|----|
| BINGHAMTON | 28 | 6-10 | 1-3 | 2-4 | 3 | 1 | 3 | 0 | 0 | 0 | 15 |
| DELAWARE STATE* | 29 | 8-11 | 2-4 | 1-4 | 3 | 1 | 4 | 0 | 0 | 1 | 19 |
| at Drexel* | 28 | 7-12 | 1-2 | 3-4 | 3 | 1 | 0 | 4 | 0 | 0 | 18 |
| MONMOUTH | 21 | 2-9 | 1-4 | 2-5 | 3 | 0 | 0 | 2 | 0 | 0 | 7 |
| vs. Houston | 24 | 3-8 | 0-5 | 4-9 | 1 | 1 | 1 | 1 | 0 | 2 | 10 |
| vs. Kansas | 18 | 2-12 | 0-6 | 2-2 | 3 | 0 | 0 | 0 | 0 | 1 | 6 |
| vs. Iowa State | 24 | 3-8 | 1-3 | 1-2 | 1 | 2 | 2 | 2 | 0 | 0 | 8 |
| TENNESSEE | 17 | 2-5 | 1-3 | 2-2 | 1 | 1 | 2 | 2 | 0 | 0 | 7 |
| SAINT JOSEPH'S | 20 | 1-6 | 0-0 | 4-5 | 0 | 0 | 1 | 2 | 1 | 0 | 6 |
| HOFSTRA | 24 | 5-11 | 1-3 | 1-2 | 3 | 0 | 2 | 2 | 1 | 1 | 12 |
| MERCYHURST | 21 | 5-11 | 1-3 | 1-2 | 3 | 0 | 1 | 1 | 0 | 0 | 12 |
| NORTHEASTERN | 20 | 5-6 | 0-1 | 8-12 | 1 | 1 | 0 | 1 | 0 | 0 | 18 |
| STONEHILL | 12 | 1-3 | 0-2 | 2-4 | 0 | 2 | 0 | 3 | 1 | 0 | 4 |
| CLEMSON | 15 | 2-4 | 0-1 | 3-4 | 0 | 0 | 0 | 1 | 1 | 1 | 7 |
| at Georgia Tech | 18 | 4-9 | 2-4 | 1-1 | 3 | 1 | 1 | 1 | 0 | 1 | 11 |
| at Pittsburgh | 10 | 0-1 | 0-0 | 2-2 | 0 | 1 | 1 | 0 | 0 | 0 | 2 |
| FLORIDA STATE | 18 | 2-7 | 0-3 | 1-2 | 3 | 1 | 3 | 1 | 0 | 0 | 5 |
| at Boston College | 17 | 0-3 | 0-1 | 1-2 | 1 | 1 | 0 | 0 | 0 | 1 | 1 |
| VIRGINIA TECH | 17 | 1-6 | 1-2 | 2-3 | 0 | 1 | 2 | 1 | 0 | 0 | 5 |
| MIAMI | 21 | 5-8 | 2-4 | 1-4 | 2 | 0 | 0 | 4 | 0 | 0 | 13 |
| at NC State | 17 | 2-5 | 0-2 | 2-4 | 0 | 0 | 0 | 1 | 1 | 2 | 6 |
| NOTRE DAME | | | | | | | | | | | |
| at North Carolina | | | | | | | | | | | |
| at Virginia | | | | | | | | | | | |
| CALIFORNIA | | | | | | | | | | | |
| SMU | | | | | | | | | | | |
| at Duke | | | | | | | | | | | |
| NORTH CAROLINA | | | | | | | | | | | |
| at Wake Forest | | | | | | | | | | | |
| at Louisville | | | | | | | | | | | |
| PITTSBURGH | | | | | | | | | | | |
| *started | | | | | | | | | | | |

ANTHONY'S CAREER STATISTICS

| | TOTAL | | | | | 3-PTS | | | | | REBOUNDS | | | | | | | | | | | | |
|---------|-------|----|----|-----|------|-------|------|------|----|-----|----------|---|----|-----|-----|----|----|----|----|-----|-----|-----|-----|
| Year | G | GS | FG | FGA | Pct | 3FG | 3FGA | Pct | FT | FTA | Pct | O | D | Tot | Avg | PF | FO | A | TO | Blk | Stl | Pts | Avg |
| 2025-26 | 21 | 2 | 66 | 155 | .426 | 14 | 56 | .250 | 46 | 79 | .582 | 9 | 25 | 34 | 1.6 | 15 | 0 | 23 | 25 | 5 | 8 | 192 | 9.1 |
| Total | 21 | 2 | 66 | 155 | .426 | 14 | 56 | .250 | 46 | 79 | .582 | 9 | 25 | 34 | 1.6 | 15 | 0 | 23 | 25 | 5 | 8 | 192 | 9.1 |

ORANGE STANDARD

25 SYRACUSE BASKETBALL 26

2003 NCAA CHAMPIONS • 6 FINAL FOURS • 41 NCAA TOURNAMENTS • 44 ALL-AMERICANS • 71 NBA DRAFT PICKS



TYLER BETSEY

Forward • 6-8 • 225 • Sophomore
Windsor, CT • Cincinnati • St. Thomas More

5

- Betsey is second on the team in 3-pointers made with 34 this season.
- He has converted 13-of-his-last-23 (.565) 3-point tries.
- He scored a career-high 18 points with six 3-pointers in the victory over Florida State.
- Betsey was the Orange's leading scorer against Houston and Kansas at the Players Era Championship.

BETSEY 2025-26 HIGHS

Points: 18, Florida State
FG Made: 6, Saint Joseph's, Florida State
FG Attempted: 14, Iowa State
3-Point FGM: 6, Florida State
3-Point FGA: 10, Kansas, Iowa State
FT Made: 5, Northeastern
FT Attempted: 6, Saint Joseph's, Northeastern
Rebounds: 6, Iowa State, Northeastern
Off. Rebounds: 3, Northeastern
Def. Rebounds: 4, Iowa State
Assists: 1, Delaware St., Saint Joseph's, Hofstra, Northeastern, Boston College, Miami, NC State
Steals: 2, Binghamton, Delaware State, Iowa State
Blocks: 2, Hofstra
Minutes: 30, Houston

BETSEY CAREER HIGHS

Points: 18, Florida State
FG Made: 6, Saint Joseph's, Florida State
FG Attempted: 14, Iowa State
3-Point FGM: 6, Florida State
3-Point FGA: 10, Kansas, Iowa State
FT Made: 5, Northeastern
FT Attempted: 6, Saint Joseph's, Northeastern
Rebounds: 6, Iowa State
Off. Rebounds: 3, Northeastern
Def. Rebounds: 4, Arkansas Pine Bluff*, Iowa State
Assists: 2, Morehead St.*
Steals: 2, Delaware State, Binghamton, Iowa State
Blocks: 2, Hofstra
Minutes: 30, Houston
* at Cincinnati

BETSEY MISCELLANEOUS

| | SO | TOTAL |
|----------------------|-----|-------|
| Double-Doubles | --- | --- |
| 10+ Points | 7 | 7 |
| 20+ Points | --- | --- |
| 5+ Rebounds | 4 | 4 |
| 10+ Rebounds | --- | --- |
| 5+ Assists | --- | --- |
| 3+ 3-PT Field Goals | 5 | 5 |
| 3+ Steals | --- | --- |
| 3+ Blocks | --- | --- |
| Led Team in Points | 3 | 3 |
| Led Team in Rebounds | 1 | 1 |
| Led Team in Assists | --- | --- |

2025-26 BETSEY GAME-BY-GAME

| Opponent | MP | FG | 3PT | FT | REB | PF | AST | TO | BLK | STL | TP |
|-------------------|-----|------|------|-----|-----|-----|-----|-----|-----|-----|-----|
| BINGHAMTON | 16 | 3-10 | 1-7 | 3-4 | 1 | 0 | 0 | 0 | 0 | 2 | 10 |
| DELAWARE STATE | 16 | 2-4 | 2-4 | 1-2 | 4 | 2 | 1 | 1 | 0 | 2 | 7 |
| at Drexel | 6 | 2-2 | 1-1 | 0-0 | 0 | 0 | 0 | 0 | 0 | 0 | 5 |
| MONMOUTH | --- | --- | --- | --- | --- | --- | --- | --- | --- | --- | --- |
| vs. Houston | 30 | 5-13 | 4-8 | 2-4 | 4 | 2 | 0 | 0 | 0 | 0 | 16 |
| vs. Kansas | 23 | 4-13 | 4-10 | 0-0 | 5 | 2 | 0 | 1 | 0 | 1 | 12 |
| vs. Iowa State | 27 | 3-14 | 2-10 | 2-2 | 6 | 3 | 0 | 0 | 0 | 2 | 10 |
| TENNESSEE | 14 | 1-3 | 0-2 | 0-0 | 2 | 3 | 0 | 0 | 0 | 0 | 2 |
| SAINT JOSEPH'S | 21 | 6-9 | 3-5 | 1-6 | 3 | 4 | 1 | 0 | 1 | 0 | 16 |
| HOFSTRA | 20 | 2-5 | 1-4 | 0-0 | 1 | 2 | 1 | 0 | 2 | 0 | 5 |
| MERCYHURST | 16 | 0-4 | 0-1 | 0-0 | 3 | 1 | 0 | 2 | 0 | 0 | 0 |
| NORTHEASTERN | 24 | 4-6 | 1-2 | 5-6 | 6 | 3 | 1 | 1 | 1 | 0 | 14 |
| STONEHILL | 17 | 0-4 | 0-2 | 0-0 | 3 | 3 | 0 | 0 | 1 | 0 | 0 |
| CLEMSON | 16 | 2-3 | 1-2 | 3-3 | 3 | 0 | 0 | 0 | 0 | 0 | 8 |
| at Georgia Tech | 9 | 1-4 | 1-3 | 0-0 | 2 | 2 | 0 | 0 | 0 | 0 | 3 |
| at Pittsburgh | 14 | 3-4 | 3-4 | 0-0 | 2 | 2 | 0 | 0 | 0 | 0 | 9 |
| FLORIDA STATE | 22 | 6-9 | 6-8 | 0-0 | 0 | 2 | 0 | 2 | 0 | 0 | 18 |
| at Boston College | 16 | 0-2 | 0-2 | 0-0 | 3 | 2 | 1 | 0 | 0 | 0 | 0 |
| VIRGINIA TECH | 19 | 2-3 | 2-3 | 3-3 | 5 | 5 | 0 | 1 | 0 | 0 | 9 |
| MIAMI | 19 | 1-3 | 1-3 | 0-0 | 1 | 1 | 1 | 1 | 0 | 1 | 3 |
| at NC State | 20 | 1-3 | 1-3 | 0-0 | 4 | 1 | 1 | 1 | 0 | 0 | 3 |
| NOTRE DAME | | | | | | | | | | | |
| at North Carolina | | | | | | | | | | | |
| at Virginia | | | | | | | | | | | |
| CALIFORNIA | | | | | | | | | | | |
| SMU | | | | | | | | | | | |
| at Duke | | | | | | | | | | | |
| NORTH CAROLINA | | | | | | | | | | | |
| at Wake Forest | | | | | | | | | | | |
| at Louisville | | | | | | | | | | | |
| PITTSBURGH | | | | | | | | | | | |
| *started | | | | | | | | | | | |

BETSEY'S CAREER STATISTICS *at Cincinnati

| | TOTAL | | | | | 3-PTS | | | | | REBOUNDS | | | | | | | | | | | | |
|----------|-------|----|----|-----|------|-------|------|------|----|-----|----------|----|----|-----|-----|----|----|----|----|-----|-----|-----|-----|
| Year | G | GS | FG | FGA | Pct | 3FG | 3FGA | Pct | FT | FTA | Pct | O | D | Tot | Avg | PF | FO | A | TO | Blk | Stl | Pts | Avg |
| 2024-25* | 34 | 0 | 40 | 112 | .357 | 26 | 81 | .321 | 7 | 13 | .538 | 17 | 33 | 50 | 1.5 | 26 | 0 | 10 | 9 | 5 | 1 | 113 | 3.3 |
| 2025-26 | 20 | 0 | 48 | 118 | .407 | 34 | 84 | .405 | 20 | 30 | .667 | 19 | 39 | 58 | 2.9 | 40 | 1 | 7 | 10 | 5 | 8 | 150 | 7.5 |
| Total | 54 | 0 | 88 | 230 | .383 | 60 | 165 | .364 | 27 | 43 | .628 | 36 | 72 | 108 | 2.0 | 66 | 1 | 17 | 19 | 10 | 9 | 263 | 4.9 |

ORANGE STANDARD

25 SYRACUSE BASKETBALL 26

2003 NCAA CHAMPIONS • 6 FINAL FOURS • 41 NCAA TOURNAMENTS • 44 ALL-AMERICANS • 71 NBA DRAFT PICKS



TIEFING DIAWARA

Center • 7-0 • 240 • Freshman
Mopti, Mali • DME Academy at St. John's Northwestern

12

- Diawara played a career-high five minutes against Iowa State at the Players Era Championship.
- He scored his first collegiate points in the win at Drexel.

DIAWARA SEASON & CAREER HIGHS

Points: 2, Drexel
FG Made: 1, Drexel
FG Attempted: 1, Drexel
3-Point FGM: 0
3-Point FGA: 0
FT Made: 0
FT Attempted: 0
Rebounds: 2, Stonehill
Off. Rebounds: 1, Stonehill
Def. Rebounds: 1, Iowa State, Stonehill
Assists: 0
Steals: 0
Blocks: 2, Delaware State
Minutes: 5, Iowa State

DIAWARA MISCELLANEOUS

| | FR | TOTAL |
|----------------------|-----|-------|
| Double-Doubles | --- | --- |
| 10+ Points | --- | --- |
| 20+ Points | --- | --- |
| 5+ Rebounds | --- | --- |
| 10+ Rebounds | --- | --- |
| 5+ Assists | --- | --- |
| 3+ 3-PT Field Goals | --- | --- |
| 3+ Steals | --- | --- |
| 3+ Blocks | --- | --- |
| Led Team in Points | --- | --- |
| Led Team in Rebounds | --- | --- |
| Led Team in Assists | --- | --- |

2025-26 DIAWARA GAME-BY-GAME

| Opponent | MP | FG | 3PT | FT | REB | PF | AST | TO | BLK | STL | TP |
|-------------------|----|-----|-----|-----|-----|----|-----|----|-----|-----|----|
| BINGHAMTON | -- | -- | -- | -- | -- | -- | -- | -- | -- | -- | -- |
| DELAWARE STATE | 1 | 0-0 | 0-0 | 0-0 | 0 | 0 | 0 | 0 | 2 | 0 | 0 |
| at Drexel | 1 | 1-1 | 0-0 | 0-0 | 0 | 0 | 0 | 0 | 0 | 0 | 2 |
| MONMOUTH | -- | -- | -- | -- | -- | -- | -- | -- | -- | -- | -- |
| vs. Houston | -- | -- | -- | -- | -- | -- | -- | -- | -- | -- | -- |
| vs. Kansas | -- | -- | -- | -- | -- | -- | -- | -- | -- | -- | -- |
| vs. Iowa State | 5 | 0-0 | 0-0 | 0-0 | 1 | 1 | 0 | 0 | 0 | 0 | 0 |
| TENNESSEE | -- | -- | -- | -- | -- | -- | -- | -- | -- | -- | -- |
| SAINT JOSEPH'S | -- | -- | -- | -- | -- | -- | -- | -- | -- | -- | -- |
| HOFSTRA | -- | -- | -- | -- | -- | -- | -- | -- | -- | -- | -- |
| MERCYHURST | -- | -- | -- | -- | -- | -- | -- | -- | -- | -- | -- |
| NORTHEASTERN | -- | -- | -- | -- | -- | -- | -- | -- | -- | -- | -- |
| STONEHILL | 2 | 0-0 | 0-0 | 0-0 | 2 | 0 | 0 | 0 | 0 | 0 | 0 |
| CLEMSON | -- | -- | -- | -- | -- | -- | -- | -- | -- | -- | -- |
| at Georgia Tech | -- | -- | -- | -- | -- | -- | -- | -- | -- | -- | -- |
| at Pittsburgh | -- | -- | -- | -- | -- | -- | -- | -- | -- | -- | -- |
| FLORIDA STATE | -- | -- | -- | -- | -- | -- | -- | -- | -- | -- | -- |
| at Boston College | -- | -- | -- | -- | -- | -- | -- | -- | -- | -- | -- |
| VIRGINIA TECH | -- | -- | -- | -- | -- | -- | -- | -- | -- | -- | -- |
| MIAMI | -- | -- | -- | -- | -- | -- | -- | -- | -- | -- | -- |
| at NC State | -- | -- | -- | -- | -- | -- | -- | -- | -- | -- | -- |
| NOTRE DAME | | | | | | | | | | | |
| at North Carolina | | | | | | | | | | | |
| at Virginia | | | | | | | | | | | |
| CALIFORNIA | | | | | | | | | | | |
| SMU | | | | | | | | | | | |
| at Duke | | | | | | | | | | | |
| NORTH CAROLINA | | | | | | | | | | | |
| at Wake Forest | | | | | | | | | | | |
| at Louisville | | | | | | | | | | | |
| PITTSBURGH | | | | | | | | | | | |
| *started | | | | | | | | | | | |

DIAWARA CAREER STATISTICS

| Year | G GS | | TOTAL | | | 3-PTS | | | FT | | | REBOUNDS | | | | PF FO | | A TO | | Blk | Stl | Pts | Avg |
|---------|------|---|-------|-----|-------|-------|------|------|----|---|------|----------|---|-----|-----|-------|---|------|---|-----|-----|-----|-----|
| | | | FG | FGA | Pct | 3FG | 3FGA | Pct | | | | O | D | Tot | Avg | | | | | | | | |
| 2025-26 | 4 | 0 | 1 | 1 | 1.000 | 0 | 0 | .000 | 0 | 0 | .000 | 1 | 2 | 3 | 0.8 | 1 | 0 | 0 | 0 | 2 | 0 | 2 | 0.5 |
| Total | 4 | 0 | 1 | 1 | 1.000 | 0 | 0 | .000 | 0 | 0 | .000 | 1 | 2 | 3 | 0.8 | 1 | 0 | 0 | 0 | 2 | 0 | 2 | 0.5 |

ORANGE STANDARD

25 SYRACUSE BASKETBALL 26

2003 NCAA CHAMPIONS • 6 FINAL FOURS • 41 NCAA TOURNAMENTS • 44 ALL-AMERICANS • 71 NBA DRAFT PICKS



LUKE FENNELL

Guard • 6-6 • 190 • Freshman
Melbourne, Australia • South East Melbourne

9

- Fennell has appeared off the bench in 10 games for the Orange thus far.
- He knocked down his first career three-point field goal against Drexel and added three free throw makes for a career-high six points.
- He contributed a 3-pointer versus #15/13 Iowa State.

FENNELL SEASON & CAREER HIGHS

Points: 6, Drexel
FG Made: 1, Binghamton, Drexel, Iowa State
FG Attempted: 3, Drexel, Iowa State
3-Point FGM: 1, Drexel, Iowa State
3-Point FGA: 2, Drexel, Iowa State, Mercyhurst
FT Made: 3, Drexel
FT Attempted: 3, Drexel
Rebounds: 3, Binghamton
Off. Rebounds: 0
Def. Rebounds: 3, Binghamton
Assists: 2, Iowa State
Steals: 1, Binghamton, Mercyhurst
Blocks: 0
Minutes: 14, Binghamton, Iowa State

FENNELL MISCELLANEOUS

| | FR | TOTAL |
|----------------------|-----|-------|
| Double-Doubles | --- | --- |
| 10+ Points | --- | --- |
| 20+ Points | --- | --- |
| 5+ Rebounds | --- | --- |
| 10+ Rebounds | --- | --- |
| 5+ Assists | --- | --- |
| 3+ 3-PT Field Goals | --- | --- |
| 3+ Steals | --- | --- |
| 3+ Blocks | --- | --- |
| Led Team in Points | --- | --- |
| Led Team in Rebounds | --- | --- |
| Led Team in Assists | --- | --- |

2025-26 FENNELL GAME-BY-GAME

| Opponent | MP | FG | 3PT | FT | REB | PF | AST | TO | BLK | STL | TP |
|-------------------|----|-----|-----|-----|-----|----|-----|----|-----|-----|----|
| BINGHAMTON | 14 | 1-2 | 0-0 | 0-0 | 3 | 1 | 1 | 1 | 0 | 1 | 2 |
| DELAWARE STATE | 13 | 0-2 | 0-1 | 0-0 | 1 | 0 | 0 | 0 | 0 | 0 | 0 |
| at Drexel | 9 | 1-3 | 1-2 | 3-3 | 0 | 0 | 1 | 0 | 0 | 0 | 6 |
| MONMOUTH | 1 | 0-0 | 0-0 | 0-0 | 0 | 0 | 0 | 0 | 0 | 0 | 0 |
| vs. Houston | -- | -- | -- | -- | -- | -- | -- | -- | -- | -- | -- |
| vs. Kansas | -- | -- | -- | -- | -- | -- | -- | -- | -- | -- | -- |
| vs. Iowa State | 14 | 1-3 | 1-2 | 0-0 | 1 | 0 | 2 | 1 | 0 | 0 | 3 |
| TENNESSEE | -- | -- | -- | -- | -- | -- | -- | -- | -- | -- | -- |
| SAINT JOSEPH'S | 3 | 0-2 | 0-1 | 0-0 | 0 | 1 | 0 | 0 | 0 | 0 | 0 |
| HOFSTRA | -- | -- | -- | -- | -- | -- | -- | -- | -- | -- | -- |
| MERCYHURST | 4 | 0-2 | 0-2 | 0-0 | 0 | 0 | 0 | 0 | 0 | 1 | 0 |
| NORTHEASTERN | -- | -- | -- | -- | -- | -- | -- | -- | -- | -- | -- |
| STONEHILL | 4 | 0-0 | 0-0 | 0-0 | 1 | 0 | 0 | 0 | 0 | 0 | 0 |
| CLEMSON | -- | -- | -- | -- | -- | -- | -- | -- | -- | -- | -- |
| at Georgia Tech | -- | -- | -- | -- | -- | -- | -- | -- | -- | -- | -- |
| at Pittsburgh | -- | -- | -- | -- | -- | -- | -- | -- | -- | -- | -- |
| FLORIDA STATE | -- | -- | -- | -- | -- | -- | -- | -- | -- | -- | -- |
| at Boston College | -- | -- | -- | -- | -- | -- | -- | -- | -- | -- | -- |
| VIRGINIA TECH | 1 | 0-0 | 0-0 | 0-0 | 0 | 0 | 0 | 0 | 0 | 0 | 0 |
| MIAMI | -- | -- | -- | -- | -- | -- | -- | -- | -- | -- | -- |
| at NC State | 2 | 0-0 | 0-0 | 0-0 | 0 | 0 | 0 | 0 | 0 | 0 | 0 |
| NOTRE DAME | | | | | | | | | | | |
| at North Carolina | | | | | | | | | | | |
| at Virginia | | | | | | | | | | | |
| CALIFORNIA | | | | | | | | | | | |
| SMU | | | | | | | | | | | |
| at Duke | | | | | | | | | | | |
| NORTH CAROLINA | | | | | | | | | | | |
| at Wake Forest | | | | | | | | | | | |
| at Louisville | | | | | | | | | | | |
| PITTSBURGH | | | | | | | | | | | |
| *started | | | | | | | | | | | |

FENNELL'S CAREER STATISTICS

| Year | G GS | | TOTAL | | | 3-PTS | | | | | | REBOUNDS | | | | | | | | | | | |
|---------|------|---|-------|-----|------|-------|------|------|----|-----|-------|----------|---|-----|-----|----|----|---|----|-----|-----|-----|-----|
| | | | FG | FGA | Pct | 3FG | 3FGA | Pct | FT | FTA | Pct | O | D | Tot | Avg | PF | FO | A | TO | Blk | Stl | Pts | Avg |
| 2025-26 | 10 | 0 | 3 | 14 | .214 | 2 | 8 | .250 | 3 | 3 | 1.000 | 0 | 6 | 6 | 0.6 | 2 | 0 | 4 | 2 | 0 | 2 | 11 | 1.1 |
| Total | 10 | 0 | 3 | 14 | .214 | 2 | 8 | .250 | 3 | 3 | 1.000 | 0 | 6 | 6 | 0.6 | 2 | 0 | 4 | 2 | 0 | 2 | 11 | 1.1 |

ORANGE STANDARD

25 SYRACUSE BASKETBALL 26

2003 NCAA CHAMPIONS • 6 FINAL FOURS • 41 NCAA TOURNAMENTS • 44 ALL-AMERICANS • 71 NBA DRAFT PICKS



DONNIE FREEMAN

Forward • 6-9 • 190 • Sophomore
Washington, D.C. • St. John's College
IMG Academy

1

- Freeman posted his second double-double of the season against NC State with 24 points and 10 boards.
- His 19.2 scoring average this season leads Syracuse and his 19.9 points per game in ACC play is the fourth most in the league.
- He has led the Orange in scoring in nine of the 12 games he has appeared in.

FREEMAN 2025-26 HIGHS

Points: 27, Georgia Tech, Florida State
FG Made: 9, Georgia Tech, Florida State, NC State
FG Attempted: 18, Georgia Tech, NC State
3-Point FGM: 3, Pittsburgh
3-Point FGA: 6, Pittsburgh, Virginia Tech
FT Made: 12, Monmouth
FT Attempted: 14, Monmouth
Rebounds: 14, Boston College
Off. Rebounds: 3, Georgia Tech, NC State
Def. Rebounds: 14, Boston College
Assists: 4, Delaware State
Steals: 3, Florida State
Blocks: 3, Georgia Tech
Minutes: 36, Boston College

FREEMAN CAREER HIGHS

Points: 27, Georgia Tech
FG Made: 10, UAlbany
FG Attempted: 18, Georgia Tech, NC State
3-Point FGM: 4, UAlbany
3-Point FGA: 6, Pittsburgh
FT Made: 12, Monmouth
FT Attempted: 14, Monmouth
Rebounds: 14, Boston College
Off. Rebounds: 3, Le Moyne, Bucknell, Georgia Tech, NC State
Def. Rebounds: 14, Boston College
Assists: 4, vs. Maryland, Delaware State
Steals: 3, Florida State
Blocks: 3, Georgia Tech
Minutes: 39, Youngstown State

FREEMAN MISCELLANEOUS

| | FR | SO | TOTAL |
|----------------------|-----|-----|-------|
| Double-Doubles | 6 | 2 | 8 |
| 10+ Points | 9 | 12 | 21 |
| 20+ Points | 3 | 6 | 9 |
| 5+ Rebounds | 10 | 10 | 20 |
| 10+ Rebounds | 7 | 2 | 10 |
| 5+ Assists | --- | --- | --- |
| 3+ 3-PT Field Goals | 1 | 1 | 2 |
| 3+ Steals | --- | 1 | 1 |
| 3+ Blocks | --- | 1 | 1 |
| Led Team in Points | 3 | 9 | 12 |
| Led Team in Rebounds | 6 | 9 | 15 |
| Led Team in Assists | 2 | 1 | 3 |

2025-26 FREEMAN GAME-BY-GAME

| Opponent | MP | FG | 3PT | FT | REB | PF | AST | TO | BLK | STL | TP |
|--------------------|----|------|-----|-------|-----|----|-----|----|-----|-----|----|
| BINGHAMTON* | 26 | 7-11 | 0-2 | 6-8 | 6 | 4 | 1 | 1 | 2 | 1 | 20 |
| DELAWARE STATE* | 23 | 6-8 | 1-3 | 7-10 | 5 | 4 | 4 | 1 | 1 | 1 | 20 |
| at Drexel* | 28 | 4-11 | 2-4 | 3-4 | 3 | 1 | 2 | 1 | 1 | 1 | 13 |
| MONMOUTH* | 32 | 3-10 | 0-2 | 12-14 | 7 | 4 | 3 | 4 | 1 | 1 | 18 |
| vs. Houston | -- | -- | -- | -- | -- | -- | -- | -- | -- | -- | -- |
| vs. Kansas | -- | -- | -- | -- | -- | -- | -- | -- | -- | -- | -- |
| vs. Iowa State | -- | -- | -- | -- | -- | -- | -- | -- | -- | -- | -- |
| TENNESSEE | -- | -- | -- | -- | -- | -- | -- | -- | -- | -- | -- |
| SAINT JOSEPH'S | -- | -- | -- | -- | -- | -- | -- | -- | -- | -- | -- |
| HOFSTRA | -- | -- | -- | -- | -- | -- | -- | -- | -- | -- | -- |
| MERCYHURST | -- | -- | -- | -- | -- | -- | -- | -- | -- | -- | -- |
| NORTHEASTERN | -- | -- | -- | -- | -- | -- | -- | -- | -- | -- | -- |
| STONEHILL | -- | -- | -- | -- | -- | -- | -- | -- | -- | -- | -- |
| CLEMSON | 28 | 5-11 | 2-5 | 6-6 | 9 | 3 | 0 | 3 | 1 | 0 | 18 |
| at Georgia Tech* | 34 | 9-18 | 2-4 | 7-11 | 9 | 2 | 2 | 2 | 3 | 1 | 27 |
| at Pittsburgh* | 30 | 8-13 | 3-6 | 3-3 | 5 | 1 | 1 | 2 | 0 | 1 | 22 |
| FLORIDA STATE* | 34 | 9-12 | 1-3 | 6-7 | 8 | 2 | 2 | 2 | 1 | 3 | 25 |
| at Boston College* | 36 | 7-14 | 0-3 | 5-6 | 14 | 4 | 0 | 7 | 0 | 0 | 19 |
| VIRGINIA TECH* | 32 | 3-14 | 2-6 | 2-2 | 9 | 3 | 2 | 4 | 0 | 1 | 10 |
| MIAMI* | 32 | 7-11 | 0-2 | 0-0 | 4 | 2 | 1 | 1 | 0 | 2 | 14 |
| at NC State* | 34 | 9-18 | 2-4 | 4-4 | 10 | 0 | 0 | 1 | 0 | 2 | 24 |
| NOTRE DAME | | | | | | | | | | | |
| at North Carolina | | | | | | | | | | | |
| at Virginia | | | | | | | | | | | |
| CALIFORNIA | | | | | | | | | | | |
| SMU | | | | | | | | | | | |
| at Duke | | | | | | | | | | | |
| NORTH CAROLINA | | | | | | | | | | | |
| at Wake Forest | | | | | | | | | | | |
| at Louisville | | | | | | | | | | | |
| PITTSBURGH | | | | | | | | | | | |
| *started | | | | | | | | | | | |

FREEMAN'S CAREER STATISTICS

| | TOTAL | | | | | 3-PTS | | | | | REBOUNDS | | | | | | | | | | | | |
|---------|-------|----|-----|-----|------|-------|------|------|-----|-----|----------|----|-----|-----|-----|----|----|----|----|-----|-----|-----|------|
| Year | G | GS | FG | FGA | Pct | 3FG | 3FGA | Pct | FT | FTA | Pct | O | D | Tot | Avg | PF | FO | A | TO | Blk | Stl | Pts | Avg |
| 2024-25 | 14 | 13 | 68 | 135 | .504 | 12 | 36 | .333 | 39 | 49 | .796 | 15 | 96 | 111 | 7.9 | 24 | 0 | 19 | 25 | 5 | 5 | 187 | 13.4 |
| 2025-26 | 12 | 11 | 77 | 151 | .510 | 15 | 44 | .341 | 61 | 75 | .813 | 13 | 76 | 89 | 7.4 | 30 | 0 | 18 | 29 | 10 | 14 | 230 | 19.2 |
| Total | 26 | 24 | 145 | 286 | .507 | 27 | 80 | .338 | 100 | 124 | .806 | 28 | 172 | 200 | 7.7 | 54 | 0 | 37 | 54 | 15 | 19 | 417 | 16.0 |

ORANGE STANDARD

25 SYRACUSE BASKETBALL 26

2003 NCAA CHAMPIONS • 6 FINAL FOURS • 41 NCAA TOURNAMENTS • 44 ALL-AMERICANS • 71 NBA DRAFT PICKS



NAITHAN GEORGE

Guard • 6-3 • 185 • Junior
Toronto, Canada • Canyon International Academy
Georgia Tech

11

- George became the first SU player to post back-to-back, double-digit assist games since John Gillon in 2016-17.
- He recorded a career-best 13 assists in the victory over Florida State.
- He scored 22 points in consecutive games with Northeastern and Stonehill.
- George has the second most assists of any ACC player during league play (48).

GEORGE 2025-26 HIGHS

Points: 22, Northeastern, Stonehill
FG Made: 7, Stonehill
FG Attempted: 13, Houston
3-Point FGM: 3, Stonehill
3-Point FGA: 7, Houston
FT Made: 12, Northeastern
FT Attempted: 14, Northeastern
Rebounds: 6, Monmouth, Northeastern, Clemson
Off. Rebounds: 3, Clemson
Def. Rebounds: 4, Drexel, Monmouth, Northeastern, NC State
Assists: 13, Florida State
Steals: 5, Binghamton
Blocks: 1, Seven Times
Minutes: 38, Houston, Pittsburgh

GEORGE CAREER HIGHS

Points: 28, Clemson*
FG Made: 12, Clemson*
FG Attempted: 26, Clemson*
3-Point FGM: 5, Notre Dame*, Virginia*, Cal*
3-Point FGA: 10, C. Arkansas*, Boston College*, Clemson*
FT Made: 12, Northeastern
FT Attempted: 14, Northeastern
Rebounds: 10, Virginia*
Off. Rebounds: 3, Boston College*, Clemson
Def. Rebounds: 8, Virginia*
Assists: 13, Florida State
Steals: 5, Binghamton
Blocks: 2, Notre Dame*, Syracuse*
Minutes: 55, Clemson*
* at Georgia Tech

GEORGE MISCELLANEOUS

| | JR. | TOTAL |
|----------------------|-----|-------|
| Double-Doubles | --- | --- |
| 10+ Points | 11 | 11 |
| 20+ Points | 2 | 2 |
| 5+ Rebounds | 4 | 4 |
| 10+ Rebounds | --- | --- |
| 5+ Assists | 11 | 11 |
| 3+ 3-PT Field Goals | 1 | 1 |
| 3+ Steals | 3 | 3 |
| 3+ Blocks | --- | --- |
| Led Team in Points | 2 | 2 |
| Led Team in Rebounds | 1 | 1 |
| Led Team in Assists | 17 | 17 |

2025-26 GEORGE GAME-BY-GAME

| Opponent | MP | FG | 3PT | FT | REB | PF | AST | TO | BLK | STL | TP |
|--------------------|----|------|-----|-------|-----|----|-----|----|-----|-----|----|
| BINGHAMTON* | 23 | 6-9 | 2-4 | 0-0 | 4 | 3 | 8 | 1 | 0 | 5 | 14 |
| DELAWARE STATE* | 25 | 2-7 | 1-3 | 2-2 | 2 | 0 | 3 | 5 | 1 | 2 | 7 |
| at Drexel* | 30 | 6-12 | 1-3 | 0-0 | 4 | 3 | 7 | 0 | 0 | 1 | 13 |
| MONMOUTH* | 33 | 4-7 | 2-3 | 2-4 | 6 | 1 | 9 | 1 | 0 | 2 | 12 |
| vs. Houston* | 38 | 4-13 | 2-7 | 1-2 | 3 | 4 | 2 | 6 | 0 | 0 | 11 |
| vs. Kansas* | 32 | 1-4 | 0-2 | 3-4 | 2 | 3 | 4 | 0 | 0 | 0 | 5 |
| vs. Iowa State* | 28 | 1-5 | 1-5 | 2-2 | 3 | 0 | 6 | 7 | 1 | 1 | 5 |
| TENNESSEE* | 35 | 1-7 | 0-2 | 0-0 | 2 | 0 | 3 | 4 | 1 | 2 | 2 |
| SAINT JOSEPH'S* | 27 | 4-6 | 0-0 | 2-2 | 2 | 1 | 3 | 2 | 0 | 3 | 10 |
| HOFSTRA* | 22 | 0-4 | 0-3 | 0-0 | 1 | 1 | 6 | 1 | 0 | 2 | 0 |
| MERCYHURST* | 34 | 3-7 | 1-3 | 5-5 | 3 | 0 | 4 | 6 | 1 | 1 | 12 |
| NORTHEASTERN* | 35 | 5-8 | 0-1 | 12-14 | 6 | 3 | 6 | 1 | 0 | 1 | 22 |
| STONEHILL* | 30 | 7-12 | 3-5 | 5-7 | 1 | 2 | 3 | 1 | 0 | 1 | 22 |
| CLEMSON* | 31 | 2-9 | 1-3 | 5-6 | 6 | 1 | 6 | 3 | 0 | 1 | 10 |
| at Georgia Tech* | 34 | 3-5 | 1-1 | 10-10 | 2 | 3 | 5 | 6 | 0 | 1 | 17 |
| at Pittsburgh* | 38 | 1-6 | 0-3 | 3-4 | 2 | 2 | 11 | 6 | 0 | 1 | 5 |
| FLORIDA STATE* | 29 | 3-6 | 2-5 | 0-1 | 4 | 2 | 13 | 4 | 0 | 2 | 8 |
| at Boston College* | 31 | 2-8 | 2-4 | 0-0 | 2 | 3 | 2 | 7 | 1 | 1 | 6 |
| VIRGINIA TECH* | 23 | 2-4 | 1-2 | 1-2 | 1 | 3 | 3 | 1 | 1 | 1 | 6 |
| MIAMI* | 31 | 4-11 | 2-6 | 3-4 | 4 | 2 | 5 | 3 | 1 | 3 | 13 |
| at NC State* | 26 | 2-12 | 0-4 | 0-0 | 5 | 3 | 3 | 2 | 0 | 0 | 4 |
| NOTRE DAME | | | | | | | | | | | |
| at North Carolina | | | | | | | | | | | |
| at Virginia | | | | | | | | | | | |
| CALIFORNIA | | | | | | | | | | | |
| SMU | | | | | | | | | | | |
| at Duke | | | | | | | | | | | |
| NORTH CAROLINA | | | | | | | | | | | |
| at Wake Forest | | | | | | | | | | | |
| at Louisville | | | | | | | | | | | |
| PITTSBURGH | | | | | | | | | | | |
| *started | | | | | | | | | | | |

GEORGE'S CAREER STATISTICS * at Georgia Tech

| Year | G | GS | TOTAL | | | 3-PTS | | | FT | FTA | Pct | REBOUNDS | | | | PF | FO | A | TO | Blk | Stl | Pts | Avg |
|----------|----|----|-------|-----|------|-------|------|------|-----|-----|------|----------|-----|-----|-----|-----|----|-----|-----|-----|-----|-----|------|
| | | | FG | FGA | Pct | 3FG | 3FGA | Pct | | | | O | D | Tot | Avg | | | | | | | | |
| 2023-24* | 29 | 28 | 102 | 242 | .421 | 32 | 102 | .314 | 49 | 71 | .690 | 12 | 57 | 69 | 2.4 | 47 | 0 | 135 | 60 | 3 | 10 | 285 | 9.8 |
| 2024-25* | 34 | 34 | 149 | 379 | .393 | 60 | 177 | .339 | 60 | 76 | .789 | 18 | 126 | 144 | 4.2 | 53 | 0 | 221 | 103 | 15 | 37 | 418 | 12.3 |
| 2025-26 | 21 | 21 | 63 | 162 | .389 | 22 | 69 | .319 | 56 | 69 | .812 | 13 | 52 | 65 | 3.1 | 40 | 0 | 112 | 67 | 7 | 31 | 204 | 9.7 |
| Total | 84 | 83 | 314 | 783 | .401 | 114 | 348 | .328 | 165 | 216 | .764 | 43 | 235 | 278 | 3.3 | 140 | 0 | 468 | 230 | 25 | 78 | 907 | 10.8 |

ORANGE STANDARD

25 SYRACUSE BASKETBALL 26

2003 NCAA CHAMPIONS • 6 FINAL FOURS • 41 NCAA TOURNAMENTS • 44 ALL-AMERICANS • 71 NBA DRAFT PICKS



NATE KINGZ

Guard • 6-5 • 190 • R-Senior

Salem, OR • McNary

Westmont • Southern Idaho • Oregon State

4

- Kingz has started each contest this season and is averaging 10.2 points.
- He is 11-of-20 (.550) on 3-point tries over the last four games.
- He surpassed 1,000 collegiate points (four-year schools) in the win at Pitt.
- Kingz delivered a season-best 27 points and five 3-pointers against Boston College.

KINGZ 2025-26 HIGHS

Points: 27, Boston College
FG Made: 8, Boston College
FG Attempted: 13, Northeastern
3-Point FGM: 5, Boston College
3-Point FGA: 9, Hofstra
FT Made: 6, Boston College
FT Attempted: 6, Tennessee, Boston College
Rebounds: 9, Drexel
Off. Rebounds: 3, Hofstra, Boston College
Def. Rebounds: 8, Drexel
Assists: 3, Mercyhurst, Stonehill, Boston College
Steals: 3, Mercyhurst, NC State
Blocks: 2, Northeastern, Georgia Tech
Minutes: 37, Georgia Tech

KINGZ CAREER HIGHS

Points: 30, Arizona Christian **
FG Made: 10, La Sierra **
FG Attempted: 19, St. Katherine Life Pacific**, Ottawa (AZ) **
3-Point FGM: 6, Cal State Fullerton*
3-Point FGA: 11, Hope International**
FT Made: 14, Arizona Christian**
FT Attempted: 16, Arizona Christian**
Rebounds: 11, St. Catherine**
Off. Rebounds: 3, Wash. St.*, Cal St. Fullerton*, Hofstra, Boston Col
Def. Rebounds: 8, Drexel
Assists: 6, Hope International **
Steals: 4, Western Oregon *
Blocks: 2, Gonzaga*, Saint. Mary's (CA)*, Gonzaga *, Northeastern, Georgia Tech
Minutes: 43, The Masters **
* at Oregon State, ** Westmont(NAIA)

KINGZ MISCELLANEOUS

| | SR. | TOTAL |
|----------------------|-----|-------|
| Double-Doubles | --- | --- |
| 10+ Points | 10 | 10 |
| 20+ Points | 1 | 1 |
| 5+ Rebounds | 11 | 11 |
| 10+ Rebounds | --- | --- |
| 5+ Assists | --- | --- |
| 3+ 3-PT Field Goals | 6 | 6 |
| 3+ Steals | 2 | 2 |
| 3+ Blocks | --- | --- |
| Led Team in Points | 2 | 2 |
| Led Team in Rebounds | --- | --- |
| Led Team in Assists | 1 | 1 |

2025-26 KINGZ GAME-BY-GAME

| Opponent | MP | FG | 3PT | FT | REB | PF | AST | TO | BLK | STL | TP |
|--------------------|----|------|-----|-----|-----|----|-----|----|-----|-----|----|
| BINGHAMTON* | 25 | 2-6 | 0-3 | 0-0 | 1 | 1 | 1 | 0 | 0 | 1 | 4 |
| DELAWARE STATE* | 25 | 3-7 | 1-4 | 0-0 | 5 | 1 | 1 | 1 | 1 | 1 | 7 |
| at Drexel* | 33 | 3-8 | 1-5 | 0-2 | 9 | 0 | 1 | 0 | 0 | 1 | 7 |
| MONMOUTH* | 34 | 6-12 | 3-7 | 0-0 | 4 | 3 | 2 | 0 | 1 | 1 | 15 |
| vs. Houston* | 36 | 4-10 | 1-7 | 1-1 | 6 | 2 | 1 | 1 | 0 | 1 | 10 |
| vs. Kansas* | 31 | 3-9 | 1-5 | 2-3 | 0 | 1 | 0 | 0 | 0 | 2 | 9 |
| vs. Iowa State* | 15 | 2-6 | 1-3 | 0-0 | 1 | 0 | 0 | 2 | 1 | 0 | 5 |
| TENNESSEE* | 36 | 6-10 | 2-6 | 5-6 | 7 | 0 | 0 | 1 | 1 | 1 | 19 |
| SAINT JOSEPH'S* | 35 | 5-8 | 3-5 | 1-4 | 5 | 5 | 0 | 2 | 0 | 0 | 14 |
| HOFSTRA* | 34 | 4-9 | 4-9 | 0-0 | 5 | 1 | 2 | 0 | 0 | 0 | 12 |
| MERCYHURST* | 25 | 2-7 | 0-3 | 1-2 | 5 | 3 | 3 | 1 | 1 | 3 | 5 |
| NORTHEASTERN* | 35 | 6-13 | 1-5 | 1-2 | 5 | 1 | 0 | 1 | 2 | 1 | 14 |
| STONEHILL* | 33 | 5-7 | 3-4 | 0-0 | 7 | 0 | 3 | 0 | 1 | 1 | 13 |
| CLEMSON* | 28 | 2-3 | 1-2 | 0-0 | 1 | 3 | 0 | 0 | 0 | 0 | 5 |
| at Georgia Tech* | 37 | 3-8 | 1-4 | 0-0 | 5 | 1 | 2 | 4 | 2 | 0 | 7 |
| at Pittsburgh* | 25 | 2-6 | 1-5 | 2-4 | 3 | 3 | 0 | 1 | 0 | 0 | 7 |
| FLORIDA STATE* | 18 | 2-7 | 2-7 | 0-0 | 0 | 3 | 0 | 1 | 0 | 2 | 6 |
| at Boston College* | 36 | 8-12 | 5-6 | 6-6 | 6 | 3 | 3 | 1 | 0 | 0 | 27 |
| VIRGINIA TECH* | 33 | 3-8 | 3-7 | 2-2 | 2 | 3 | 1 | 0 | 1 | 2 | 11 |
| MIAMI* | 25 | 4-7 | 1-3 | 2-2 | 2 | 3 | 2 | 0 | 0 | 1 | 11 |
| at NC State* | 29 | 2-5 | 2-4 | 0-1 | 3 | 3 | 2 | 0 | 0 | 3 | 6 |
| NOTRE DAME | | | | | | | | | | | |
| at North Carolina | | | | | | | | | | | |
| at Virginia | | | | | | | | | | | |
| CALIFORNIA | | | | | | | | | | | |
| SMU | | | | | | | | | | | |
| at Duke | | | | | | | | | | | |
| NORTH CAROLINA | | | | | | | | | | | |
| at Wake Forest | | | | | | | | | | | |
| at Louisville | | | | | | | | | | | |
| PITTSBURGH | | | | | | | | | | | |
| *started | | | | | | | | | | | |

KINGZ'S CAREER STATISTICS *At Oregon State **at Westmont (4-year schools)

| Year | G GS | | TOTAL | | Pct | 3-PTS | | Pct | FT | FTA | Pct | REBOUNDS | | | | PF | FO | A | TO | Blk | Stl | Pts | Avg |
|-----------|------|----|-------|-----|------|-------|------|------|-----|-----|------|----------|-----|-----|-----|-----|----|-----|-----|-----|-----|------|------|
| | | | FG | FGA | | 3FG | 3FGA | | | | | O | D | Tot | Avg | | | | | | | | |
| 2021-22** | 26 | 24 | 169 | 359 | .471 | 51 | 149 | .342 | 94 | 129 | .729 | 19 | 123 | 142 | 5.5 | 58 | 0 | 71 | 83 | 7 | 36 | 483 | 18.6 |
| 2024-25* | 31 | 31 | 122 | 242 | .504 | 58 | 130 | .446 | 63 | 77 | .818 | 20 | 58 | 78 | 2.5 | 57 | 0 | 56 | 25 | 14 | 25 | 365 | 11.8 |
| 2025-26 | 21 | 21 | 77 | 168 | .458 | 37 | 104 | .356 | 23 | 35 | .657 | 19 | 63 | 82 | 3.9 | 40 | 1 | 24 | 16 | 11 | 21 | 214 | 10.2 |
| Total | 78 | 76 | 368 | 769 | .479 | 146 | 383 | .381 | 180 | 241 | .747 | 58 | 244 | 302 | 3.9 | 155 | 1 | 151 | 124 | 32 | 82 | 1062 | 13.6 |

ORANGE STANDARD

25 SYRACUSE BASKETBALL 26

2003 NCAA CHAMPIONS • 6 FINAL FOURS • 41 NCAA TOURNAMENTS • 44 ALL-AMERICANS • 71 NBA DRAFT PICKS



WILLIAM KYLE III

Forward • 6-9 • 230 • Senior
Bellevue, NE • Bellevue West
South Dakota State • UCLA

42

- Kyle III is tied for third nationally in blocks per game (2.71).
- He has at least one block in all but two contests this year.
- He went by 1,000 career points in the win against Florida State.
- He picked up his third double-double of the year versus Mercyhurst.
- Kyle III is SU's leading rebounder with 157 boards this season.

KYLE III 2025-26 HIGHS

Points: 16, Binghamton
FG Made: 8, Binghamton
FG Attempted: 9, Binghamton
3-Point FGM: 0
3-Point FGA: 0
FT Made: 6, Saint Joseph's, Northeastern
FT Attempted: 12, Northeastern
Rebounds: 13, Delaware State
Off. Rebounds: 7, Drexel
Def. Rebounds: 9, Delaware State
Assists: 4, Delaware State
Steals: 4, Pittsburgh
Blocks: 6, Delaware State, Tennessee
Minutes: 36, Houston

KYLE III CAREER HIGHS

Points: 26, Denver*
FG Made: 10, Denver*
FG Attempted: 14, Omaha*
3-Point FGM: 0
3-Point FGA: 1, Dakota Wesleyan*
FT Made: 7, Valparaiso, Denver*
FT Attempted: 12, Northeastern
Rebounds: 13, Dakota Wesleyan*, Delaware St.
Off. Rebounds: 7, Drexel
Def. Rebounds: 9, Dakota Wesleyan*, Delaware St.
Assists: 5, Alabama, Omaha, Denver*
Steals: 4, Pittsburgh
Blocks: 6, Delaware State, Tennessee
Minutes: 41, Omaha*
* South Dakota State, ** UCLA

KYLE III MISCELLANEOUS

| | SR | TOTAL |
|----------------------|-----|-------|
| Double-Doubles | 3 | 3 |
| 10+ Points | 11 | 11 |
| 20+ Points | --- | --- |
| 5+ Rebounds | 16 | 16 |
| 10+ Rebounds | 6 | 6 |
| 5+ Assists | --- | --- |
| 3+ 3-PT Field Goals | --- | --- |
| 3+ Steals | 3 | 3 |
| 3+ Blocks | 12 | 12 |
| Led Team in Points | 1 | 1 |
| Led Team in Rebounds | 11 | 11 |
| Led Team in Assists | 2 | 2 |

2025-26 KYLE III GAME-BY-GAME

| Opponent | MP | FG | 3PT | FT | REB | PF | AST | TO | BLK | STL | TP |
|--------------------|----|-----|-----|------|-----|----|-----|----|-----|-----|----|
| BINGHAMTON* | 24 | 8-9 | 0-0 | 0-0 | 5 | 3 | 1 | 0 | 1 | 0 | 16 |
| DELAWARE STATE* | 20 | 4-7 | 0-0 | 0-1 | 13 | 3 | 4 | 1 | 6 | 1 | 8 |
| at Drexel* | 26 | 4-7 | 0-0 | 0-0 | 10 | 0 | 0 | 0 | 3 | 3 | 8 |
| MONMOUTH* | 30 | 3-3 | 0-0 | 1-2 | 7 | 3 | 1 | 2 | 3 | 0 | 7 |
| vs. Houston* | 36 | 4-6 | 0-0 | 4-9 | 10 | 3 | 2 | 3 | 2 | 3 | 12 |
| vs. Kansas* | 30 | 4-5 | 0-0 | 1-6 | 9 | 3 | 1 | 0 | 2 | 1 | 9 |
| vs. Iowa State* | 24 | 2-3 | 0-0 | 5-8 | 2 | 1 | 2 | 3 | 1 | 2 | 9 |
| TENNESSEE* | 35 | 3-6 | 0-0 | 4-10 | 7 | 3 | 0 | 5 | 6 | 0 | 10 |
| SAINT JOSEPH'S* | 28 | 3-4 | 0-0 | 6-9 | 11 | 2 | 0 | 1 | 4 | 2 | 12 |
| HOFSTRA* | 33 | 5-6 | 0-0 | 3-4 | 6 | 2 | 1 | 1 | 4 | 1 | 13 |
| MERCYHURST* | 27 | 7-8 | 0-0 | 1-2 | 10 | 1 | 0 | 0 | 5 | 1 | 15 |
| NORTHEASTERN* | 29 | 4-6 | 0-0 | 6-12 | 8 | 2 | 0 | 0 | 3 | 1 | 14 |
| STONEHILL* | 29 | 1-6 | 0-0 | 1-3 | 10 | 0 | 0 | 0 | 3 | 0 | 3 |
| CLEMSON* | 25 | 1-4 | 0-0 | 2-4 | 4 | 3 | 0 | 1 | 2 | 0 | 4 |
| at Georgia Tech* | 25 | 2-4 | 0-0 | 1-2 | 8 | 3 | 2 | 0 | 1 | 2 | 5 |
| at Pittsburgh* | 19 | 5-7 | 0-0 | 1-1 | 4 | 2 | 0 | 0 | 0 | 4 | 11 |
| FLORIDA STATE* | 28 | 5-7 | 0-0 | 1-2 | 9 | 1 | 1 | 2 | 3 | 1 | 11 |
| at Boston College* | 33 | 3-5 | 0-0 | 1-4 | 4 | 0 | 1 | 1 | 3 | 1 | 7 |
| VIRGINIA TECH* | 27 | 5-6 | 0-0 | 0-0 | 8 | 3 | 2 | 3 | 0 | 0 | 10 |
| MIAMI* | 29 | 4-7 | 0-0 | 2-3 | 4 | 0 | 1 | 0 | 2 | 1 | 10 |
| at NC State* | 27 | 2-2 | 0-0 | 1-2 | 8 | 0 | 3 | 3 | 3 | 0 | 5 |
| NOTRE DAME | | | | | | | | | | | |
| at North Carolina | | | | | | | | | | | |
| at Virginia | | | | | | | | | | | |
| CALIFORNIA | | | | | | | | | | | |
| SMU | | | | | | | | | | | |
| at Duke | | | | | | | | | | | |
| NORTH CAROLINA | | | | | | | | | | | |
| at Wake Forest | | | | | | | | | | | |
| at Louisville | | | | | | | | | | | |
| PITTSBURGH | | | | | | | | | | | |
| *started | | | | | | | | | | | |

NAISMITH
AWARDS®

Naismith Men's Defensive
Player of the Year Watchlist

KYLE III'S CAREER STATISTICS * at South Dakota State ** at UCLA

| | TOTAL | | | | | 3-PTS | | | | REBOUNDS | | | | | | | | | | | | | |
|-----------|-------|----|-----|-----|------|-------|------|------|-----|----------|------|-----|-----|-----|-----|-----|----|-----|-----|-----|-----|------|------|
| Year | G | GS | FG | FGA | Pct | 3FG | 3FGA | Pct | FT | FTA | Pct | O | D | Tot | Avg | PF | FO | A | TO | Blk | Stl | Pts | Avg |
| 2022-23* | 32 | 25 | 117 | 216 | .542 | 0 | 0 | .000 | 52 | 81 | .642 | 47 | 105 | 152 | 4.8 | 57 | 1 | 31 | 53 | 38 | 11 | 286 | 8.9 |
| 2023-24* | 35 | 24 | 195 | 313 | .623 | 0 | 1 | .000 | 69 | 119 | .580 | 78 | 154 | 232 | 6.6 | 51 | 0 | 58 | 50 | 55 | 11 | 459 | 13.1 |
| 2024-25** | 32 | 0 | 38 | 54 | .704 | 0 | 0 | .000 | 17 | 43 | .395 | 24 | 33 | 57 | 1.8 | 35 | 0 | 14 | 14 | 20 | 6 | 93 | 2.9 |
| 2025-26 | 21 | 21 | 79 | 118 | .669 | 0 | 0 | .000 | 41 | 84 | .488 | 60 | 97 | 157 | 7.5 | 38 | 0 | 22 | 26 | 57 | 23 | 199 | 9.5 |
| Total | 120 | 70 | 429 | 701 | .612 | 0 | 1 | .000 | 179 | 327 | .547 | 209 | 389 | 598 | 5.0 | 181 | 1 | 125 | 143 | 170 | 51 | 1037 | 8.6 |

ORANGE STANDARD

25 SYRACUSE BASKETBALL 26

2003 NCAA CHAMPIONS • 6 FINAL FOURS • 41 NCAA TOURNAMENTS • 44 ALL-AMERICANS • 71 NBA DRAFT PICKS

NCAA BLOCKS

| Includes games of 1/28/2026 | | | | |
|-----------------------------|-------------------------|-----------------|----|-----|
| Rank | Player | School | GP | BLK |
| 1. | Kyle Evans | UC Irvine | 21 | 67 |
| 2. | Somto Cyril | Georgia | 21 | 60 |
| | William Kyle III | Syracuse | 21 | 57 |
| | Devin Williams | Fla. Atlantic | 21 | 57 |
| 5. | Oswin Erhunmwunse | Providence | 21 | 56 |
| 6. | Will Heimbrot | Seattle | 22 | 55 |
| 7. | Flory Bidunga | Kansas | 20 | 54 |
| | Jerald Colonel | SF Austin | 21 | 54 |
| 9. | Miles Rubin | Loyola Chicago | 22 | 53 |
| | Matt Van Komen | Marshall | 21 | 53 |

NCAA BLOCKS PER GAME

| Includes games of 1/28/2026 | | | | |
|-----------------------------|-------------------------|-----------------|-----------|-------------|
| Rank | Player | School | GP | BPG |
| 1. | Kyle Evans | UC Irvine | 21 | 3.19 |
| 2. | Somto Cyril | Georgia | 21 | 2.86 |
| 3. | William Kyle iii | Syracuse | 21 | 2.71 |
| | Devin Williams | Fla. Atlantic | 21 | 2.71 |
| 5. | Flory Bidunga | Kansas | 20 | 2.70 |
| 6. | Oswin Erhunmwunse | Providence | 21 | 2.67 |
| 7. | Aday Mara | Michigan | 20 | 2.60 |
| 8. | Jerald Colonel | SF Austin | 21 | 2.57 |
| 9. | Matt Van Komen | Marshall | 21 | 2.52 |
| 10. | Will Heimbrot | Seattle | 22 | 2.50 |

ACC BLOCKS

| Includes games of 1/28/2026 | | | | |
|-----------------------------|-------------------------|-----------------|-----------|-----------|
| Rank | Player | School | GP | BLK |
| 1. | William Kyle III | Syracuse | 21 | 57 |
| 2. | Ugonna Onyenso | Virginia | 20 | 49 |
| 3. | Johann Grünloh | Virginia | 20 | 46 |
| 4. | Jayden Hastings | Boston College | 20 | 35 |
| 5. | Samet Yigitoglu | SMU | 20 | 32 |
| 6. | Caleb Wilson | North Carolina | 20 | 28 |
| | Aidan Shaw | Boston College | 20 | 28 |
| | Tre'Von Spillers | Wake Forest | 21 | 28 |
| 9. | Ernest Udeh Jr. | Miami | 19 | 26 |
| | Patrick Ngongba | Duke | 20 | 26 |

ACC BLOCKS PER GAME

| Includes games of 1/28/2026 | | | | |
|-----------------------------|-------------------------|-----------------|-----------|-------------|
| Rank | Player | School | GP | BPG |
| 1. | William Kyle III | Syracuse | 21 | 2.71 |
| 2. | Ugonna Onyenso | Virginia | 20 | 2.45 |
| 3. | Johann Grünloh | Virginia | 20 | 2.30 |
| 4. | Jayden Hastings | Boston College | 20 | 1.75 |
| 5. | Samet Yigitoglu | SMU | 20 | 1.60 |
| 6. | Caleb Wilson | North Carolina | 20 | 1.40 |
| | Aidan Shaw | Boston College | 20 | 1.40 |
| 8. | Ernest Udeh Jr. | Miami | 19 | 1.37 |
| 9. | Tre'Von Spillers | Wake Forest | 21 | 1.33 |
| 10. | Patrick Ngongba | Duke | 20 | 1.30 |

NAISMITH AWARDS*

The Naismith Men's Defensive Player of the Year award has been presented annually since 2018 to the most outstanding men's defensive basketball player who achieves tremendous on-court success. The midseason watchlist is comprised of 25 players across the nation, which includes SU's **William Kyle III**.

| Player | Year | Position | School |
|-------------------------|------------------|----------------|-----------------|
| Flory Bidunga | Sophomore | Forward | Kansas |
| Cameron Boozer | Freshman | Forward | Duke |
| Kylan Boswell | Senior | Guard | Illinois |
| Jaden Bradley | Senior | Guard | Arizona |
| Maliq Brown | Senior | Forward | Duke |
| Javontae Campbell | Senior | Guard | Bowling Green |
| Rueben Chinyelu | Junior | Center | Florida |
| Somto Cyril | Sophomore | Center | Georgia |
| Silas Demary Jr. | Junior | Guard | UConn |
| Zuby Ejiofor | Senior | Forward | St. John's |
| Kyle Evans | Senior | Forward | UC Irvine |
| Zvonimir Ivisic | Junior | Center | Illinois |
| Joshua Jefferson | Senior | Forward | Iowa State |
| Jaquan Johnson | Sophomore | Guard | Bradley |
| Keba Keita | Senior | Forward | BYU |
| William Kyle III | Senior | Forward | Syracuse |
| Yaxel Lendeborg | Graduate Student | Forward | Michigan |
| Tamin Lipsey | Senior | Guard | Iowa State |
| Aday Mara | Junior | Center | Michigan |
| Duke Miles | Graduate Student | Guard | Vanderbilt |
| Tarris Reed Jr. | Senior | Center | UConn |
| Tyler Tanner | Sophomore | Guard | Vanderbilt |
| Joseph Tugler | Junior | Forward | Houston |
| Ernest Udeh Jr. | Senior | Center | Miami |
| Caleb Wilson | Freshman | Forward | North Carolina |

ORANGE STANDARD

25 SYRACUSE BASKETBALL 26

2003 NCAA CHAMPIONS • 6 FINAL FOURS • 41 NCAA TOURNAMENTS • 44 ALL-AMERICANS • 71 NBA DRAFT PICKS



NOAH LOBDELL

Guard • 6-0 • 150 • Sophomore
Syracuse, NY • Faith Heritage

24

- Lobdell has appeared in three games this season.
- He was a team captain at Faith Heritage High School during his junior and senior year.

LOBDELL 2025-26 HIGHS

Points: 0
FG Made: 0
FG Attempted: 1, Drexel, Iowa State
3-Point FGM: 0
3-Point FGA: 1, Drexel, Iowa State
FT Made: 0
FT Attempted: 0
Rebounds: 0
Off. Rebounds: 0
Def. Rebounds: 0
Assists: 0
Steals: 0
Blocks: 0
Minutes: 2, Iowa State

LOBDELL CAREER HIGHS

Points: 0
FG Made: 0
FG Attempted: 1, Drexel, Iowa State
3-Point FGM: 0
3-Point FGA: 1, Drexel, Iowa State
FT Made: 0
FT Attempted: 0
Rebounds: 0
Off. Rebounds: 0
Def. Rebounds: 0
Assists: 0
Steals: 0
Blocks: 0
Minutes: 2, Iowa State

LOBDELL MISCELLANEOUS

| | FR | SO | TOTAL |
|----------------------|-----|-----|-------|
| Double-Doubles | --- | --- | --- |
| 10+ Points | --- | --- | --- |
| 20+ Points | --- | --- | --- |
| 5+ Rebounds | --- | --- | --- |
| 10+ Rebounds | --- | --- | --- |
| 5+ Assists | --- | --- | --- |
| 3+ 3-PT Field Goals | --- | --- | --- |
| 3+ Steals | --- | --- | --- |
| 3+ Blocks | --- | --- | --- |
| Led Team in Points | --- | --- | --- |
| Led Team in Rebounds | --- | --- | --- |
| Led Team in Assists | --- | --- | --- |

2025-26 LOBDELL GAME-BY-GAME

| Opponent | MP | FG | 3PT | FT | REB | PF | AST | TO | BLK | STL | TP |
|-------------------|----|-----|-----|-----|-----|----|-----|----|-----|-----|----|
| BINGHAMTON | -- | -- | -- | -- | -- | -- | -- | -- | -- | -- | -- |
| DELAWARE STATE | -- | -- | -- | -- | -- | -- | -- | -- | -- | -- | -- |
| at Drexel | 1 | 0-1 | 0-1 | 0-0 | 0 | 0 | 0 | 0 | 0 | 0 | 0 |
| MONMOUTH | -- | -- | -- | -- | -- | -- | -- | -- | -- | -- | -- |
| vs. Houston | -- | -- | -- | -- | -- | -- | -- | -- | -- | -- | -- |
| vs. Kansas | -- | -- | -- | -- | -- | -- | -- | -- | -- | -- | -- |
| vs. Iowa State | 2 | 0-1 | 0-1 | 0-0 | 0 | 0 | 0 | 0 | 0 | 0 | 0 |
| TENNESSEE | -- | -- | -- | -- | -- | -- | -- | -- | -- | -- | -- |
| SAINT JOSEPH'S | -- | -- | -- | -- | -- | -- | -- | -- | -- | -- | -- |
| HOFSTRA | -- | -- | -- | -- | -- | -- | -- | -- | -- | -- | -- |
| MERCYHURST | -- | -- | -- | -- | -- | -- | -- | -- | -- | -- | -- |
| NORTHEASTERN | -- | -- | -- | -- | -- | -- | -- | -- | -- | -- | -- |
| STONEHILL | 1 | 0-0 | 0-0 | 0-0 | 0 | 1 | 0 | 0 | 0 | 0 | 0 |
| CLEMSON | -- | -- | -- | -- | -- | -- | -- | -- | -- | -- | -- |
| at Georgia Tech | -- | -- | -- | -- | -- | -- | -- | -- | -- | -- | -- |
| at Pittsburgh | -- | -- | -- | -- | -- | -- | -- | -- | -- | -- | -- |
| FLORIDA STATE | -- | -- | -- | -- | -- | -- | -- | -- | -- | -- | -- |
| at Boston College | -- | -- | -- | -- | -- | -- | -- | -- | -- | -- | -- |
| VIRGINIA TECH | -- | -- | -- | -- | -- | -- | -- | -- | -- | -- | -- |
| MIAMI | -- | -- | -- | -- | -- | -- | -- | -- | -- | -- | -- |
| at NC State | -- | -- | -- | -- | -- | -- | -- | -- | -- | -- | -- |
| NOTRE DAME | | | | | | | | | | | |
| at North Carolina | | | | | | | | | | | |
| at Virginia | | | | | | | | | | | |
| CALIFORNIA | | | | | | | | | | | |
| SMU | | | | | | | | | | | |
| at Duke | | | | | | | | | | | |
| NORTH CAROLINA | | | | | | | | | | | |
| at Wake Forest | | | | | | | | | | | |
| at Louisville | | | | | | | | | | | |
| PITTSBURGH | | | | | | | | | | | |
| *started | | | | | | | | | | | |

LOBDELL'S CAREER STATISTICS

| | TOTAL | | | | | 3-PTS | | | REBOUNDS | | | | | | | | | | | | | | |
|---------|-------|----|----|-----|------|-------|------|------|----------|-----|------|---|---|-----|-----|----|----|---|----|-----|-----|-----|-----|
| Year | G | GS | FG | FGA | Pct | 3FG | 3FGA | Pct | FT | FTA | Pct | O | D | Tot | Avg | PF | FO | A | TO | Blk | Stl | Pts | Avg |
| 2024-25 | 2 | 0 | 0 | 0 | .000 | 0 | 0 | .000 | 0 | 0 | .000 | 0 | 0 | 0 | 0.0 | 0 | 0 | 0 | 0 | 0 | 0 | 0 | 0.0 |
| 2025-26 | 3 | 0 | 0 | 2 | .000 | 0 | 2 | .000 | 0 | 0 | .000 | 0 | 0 | 0 | 0.0 | 1 | 0 | 0 | 0 | 0 | 1 | 0 | 0.0 |
| Total | 5 | 0 | 0 | 2 | .000 | 0 | 2 | .000 | 0 | 0 | .000 | 0 | 0 | 0 | 0.0 | 1 | 0 | 0 | 0 | 0 | 1 | 0 | 0.0 |

ORANGE STANDARD

25 SYRACUSE BASKETBALL 26

2003 NCAA CHAMPIONS • 6 FINAL FOURS • 41 NCAA TOURNAMENTS • 44 ALL-AMERICANS • 71 NBA DRAFT PICKS



CALVIN RUSSELL III

Guard • 6-5 • 190 • Freshman

Opa Locka, FL • Miami Northwestern

6

- Russell III is a mid-season addition for the Orange after enrolling in classes for the spring semester.
- He played high school basketball at Miami Northwestern, averaging 15.2 points per game as a junior while helping the Bulls win a district and GMAC title.
- Russell III is a five star football recruit who signed in December.
- He scored his first collegiate points against NC State.

RUSSELL III SEASON & CAREER HIGHS

Points: 3, NC State
FG Made: 1, NC State
FG Attempted: 3, NC State
3-Point FGM: 0
3-Point FGA: 0
FT Made: 1, NC State
FT Attempted: 1, NC State
Rebounds: 1, NC State
Off. Rebounds: 1, NC State
Def. Rebounds: 0
Assists: 0
Steals: 0
Blocks: 0
Minutes: 2, NC State

RUSSELL III MISCELLANEOUS

| | FR | TOTAL |
|----------------------|-----|-------|
| Double-Doubles | --- | --- |
| 10+ Points | --- | --- |
| 20+ Points | --- | --- |
| 5+ Rebounds | --- | --- |
| 10+ Rebounds | --- | --- |
| 5+ Assists | --- | --- |
| 3+ 3-PT Field Goals | --- | --- |
| 3+ Steals | --- | --- |
| 3+ Blocks | --- | --- |
| Led Team in Points | --- | --- |
| Led Team in Rebounds | --- | --- |
| Led Team in Assists | --- | --- |

2025-26 RUSSELL III GAME-BY-GAME

| Opponent | MP | FG | 3PT | FT | REB | PF | AST | TO | BLK | STL | TP |
|-------------------|----|-----|-----|-----|-----|----|-----|----|-----|-----|----|
| BINGHAMTON | -- | -- | -- | -- | -- | -- | -- | -- | -- | -- | -- |
| DELAWARE STATE | -- | -- | -- | -- | -- | -- | -- | -- | -- | -- | -- |
| at Drexel | -- | -- | -- | -- | -- | -- | -- | -- | -- | -- | -- |
| MONMOUTH | -- | -- | -- | -- | -- | -- | -- | -- | -- | -- | -- |
| vs. Houston | -- | -- | -- | -- | -- | -- | -- | -- | -- | -- | -- |
| vs. Kansas | -- | -- | -- | -- | -- | -- | -- | -- | -- | -- | -- |
| vs. Iowa State | -- | -- | -- | -- | -- | -- | -- | -- | -- | -- | -- |
| TENNESSEE | -- | -- | -- | -- | -- | -- | -- | -- | -- | -- | -- |
| SAINT JOSEPH'S | -- | -- | -- | -- | -- | -- | -- | -- | -- | -- | -- |
| HOFSTRA | -- | -- | -- | -- | -- | -- | -- | -- | -- | -- | -- |
| MERCYHURST | -- | -- | -- | -- | -- | -- | -- | -- | -- | -- | -- |
| NORTHEASTERN | -- | -- | -- | -- | -- | -- | -- | -- | -- | -- | -- |
| STONEHILL | -- | -- | -- | -- | -- | -- | -- | -- | -- | -- | -- |
| CLEMSON | -- | -- | -- | -- | -- | -- | -- | -- | -- | -- | -- |
| at Georgia Tech | -- | -- | -- | -- | -- | -- | -- | -- | -- | -- | -- |
| at Pittsburgh | -- | -- | -- | -- | -- | -- | -- | -- | -- | -- | -- |
| FLORIDA STATE | -- | -- | -- | -- | -- | -- | -- | -- | -- | -- | -- |
| at Boston College | -- | -- | -- | -- | -- | -- | -- | -- | -- | -- | -- |
| VIRGINIA TECH | -- | -- | -- | -- | -- | -- | -- | -- | -- | -- | -- |
| MIAMI | -- | -- | -- | -- | -- | -- | -- | -- | -- | -- | -- |
| at NC State | 2 | 1-3 | 0-0 | 1-1 | 1 | 1 | 0 | 1 | 0 | 0 | 3 |
| NOTRE DAME | | | | | | | | | | | |
| at North Carolina | | | | | | | | | | | |
| at Virginia | | | | | | | | | | | |
| CALIFORNIA | | | | | | | | | | | |
| SMU | | | | | | | | | | | |
| at Duke | | | | | | | | | | | |
| NORTH CAROLINA | | | | | | | | | | | |
| at Wake Forest | | | | | | | | | | | |
| at Louisville | | | | | | | | | | | |
| PITTSBURGH | | | | | | | | | | | |
| *started | | | | | | | | | | | |

RUSSELL III'S CAREER STATISTICS

| Year | TOTAL | | | | | 3-PTS | | | | | REBOUNDS | | | | | | | | | | | | |
|---------|-------|----|----|-----|------|-------|------|------|----|-----|----------|---|---|-----|-----|----|----|---|----|-----|-----|-----|-----|
| | G | GS | FG | FGA | Pct | 3FG | 3FGA | Pct | FT | FTA | Pct | O | D | Tot | Avg | PF | FO | A | TO | Blk | Stl | Pts | Avg |
| 2025-26 | 1 | 0 | 1 | 3 | .333 | 0 | 0 | .000 | 1 | 1 | 1.000 | 1 | 0 | 1 | 1.0 | 1 | 0 | 0 | 1 | 0 | 0 | 3 | 3.0 |
| Total | 1 | 0 | 1 | 3 | .333 | 0 | 0 | .000 | 1 | 1 | 1.000 | 1 | 0 | 1 | 1.0 | 1 | 0 | 0 | 1 | 0 | 0 | 3 | 3.0 |

ORANGE STANDARD

25 SYRACUSE BASKETBALL 26

2003 NCAA CHAMPIONS • 6 FINAL FOURS • 41 NCAA TOURNAMENTS • 44 ALL-AMERICANS • 71 NBA DRAFT PICKS



IBRAHIM "AKIR" SQUARE

Forward • 6-9 • 225 • R-Sophomore

Conakry, Guinea • Canyon International Academy
Georgia Tech

10

- Square has seen court action in 20 games this season.
- He has grabbed multiple rebounds in 13 games this season.
- He has recorded 13 blocks during the 2025-26 campaign.

SQUARE 2025-26 HIGHS

Points: 4, Mercyhurst, Pittsburgh
FG Made: 1, Mercyhurst, Clemson, Georgia Tech
FG Attempted: 1, Mercyhurst, Stonehill, Clemson, Georgia Tech, Pittsburgh
3-Point FGM: 0
3-Point FGA: 1, Stonehill
FT Made: 2, Mercyhurst, Pittsburgh
FT Attempted: 2, Delaware St., Mercyhurst, Pittsburgh
Rebounds: 4, Georgia Tech, Pittsburgh
Off. Rebounds: 2, Binghamton, Georgia Tech, Pittsburgh
Def. Rebounds: 3, Saint Joseph's
Assists: 1, Monmouth, Houston, Kansas, Saint Joseph's, Boston Col.
Steals: 1, Saint Joseph's
Blocks: 3, Stonehill
Minutes: 17, Pittsburgh

SQUARE CAREER HIGHS

Points: 9, Clemson*
FG Made: 4, Alabama A&M*
FG Attempted: 7, Wake Forest*
3-Point FGM: 0
3-Point FGA: 1, Central Arkansas*, Stonehill
FT Made: 3, Clemson*
FT Attempted: 6, Clemson*
Rebounds: 12, Clemson*
Off. Rebounds: 7, Clemson*
Def. Rebounds: 8, Wake Forest*
Assists: 1, 10 times
Steals: 1, Eight times
Blocks: 4, Boston College*
Minutes: 42, Clemson*
*while at Georgia Tech

SQUARE MISCELLANEOUS

| | SO. | TOTAL |
|----------------------|-----|-------|
| Double-Doubles | --- | --- |
| 10+ Points | --- | --- |
| 20+ Points | --- | --- |
| 5+ Rebounds | --- | --- |
| 10+ Rebounds | --- | --- |
| 5+ Assists | --- | --- |
| 3+ 3-PT Field Goals | --- | --- |
| 3+ Steals | --- | --- |
| 3+ Blocks | 1 | 1 |
| Led Team in Points | --- | --- |
| Led Team in Rebounds | --- | --- |
| Led Team in Assists | --- | --- |

2025-26 SQUARE GAME-BY-GAME

| Opponent | MP | FG | 3PT | FT | REB | PF | AST | TO | BLK | STL | TP |
|-------------------|----|-----|-----|-----|-----|----|-----|----|-----|-----|----|
| BINGHAMTON | 10 | 0-0 | 0-0 | 0-0 | 2 | 3 | 0 | 1 | 2 | 0 | 0 |
| DELAWARE STATE | 8 | 0-0 | 0-0 | 0-2 | 2 | 0 | 0 | 0 | 0 | 0 | 0 |
| at Drexel | 8 | 0-0 | 0-0 | 0-0 | 3 | 3 | 0 | 1 | 1 | 0 | 0 |
| MONMOUTH | 7 | 0-0 | 0-0 | 0-1 | 2 | 1 | 1 | 1 | 2 | 0 | 0 |
| vs. Houston | 9 | 0-0 | 0-0 | 0-0 | 1 | 4 | 1 | 0 | 0 | 0 | 0 |
| vs. Kansas | 9 | 0-0 | 0-0 | 0-0 | 2 | 2 | 1 | 0 | 0 | 0 | 0 |
| vs. Iowa State | 9 | 0-0 | 0-0 | 0-0 | 3 | 0 | 0 | 0 | 1 | 0 | 0 |
| TENNESSEE | 5 | 0-0 | 0-0 | 0-0 | 1 | 1 | 0 | 1 | 0 | 0 | 0 |
| SAINT JOSEPH'S | 12 | 0-0 | 0-0 | 0-0 | 3 | 1 | 1 | 1 | 0 | 1 | 0 |
| HOFSTRA | 7 | 0-0 | 0-0 | 0-0 | 1 | 3 | 0 | 0 | 0 | 0 | 0 |
| MERCYHURST | 11 | 1-1 | 0-0 | 2-2 | 2 | 3 | 0 | 0 | 1 | 0 | 4 |
| NORTHEASTERN | 11 | 0-0 | 0-0 | 0-0 | 3 | 3 | 0 | 1 | 0 | 0 | 0 |
| STONEHILL | 9 | 0-1 | 0-1 | 0-0 | 3 | 1 | 0 | 0 | 3 | 0 | 0 |
| CLEMSON | 12 | 1-1 | 0-0 | 1-1 | 1 | 0 | 0 | 1 | 0 | 0 | 3 |
| at Georgia Tech | 8 | 1-1 | 0-0 | 0-1 | 4 | 5 | 0 | 0 | 1 | 0 | 2 |
| at Pittsburgh | 17 | 1-1 | 0-0 | 2-2 | 4 | 2 | 0 | 0 | 1 | 0 | 4 |
| FLORIDA STATE | 5 | 0-0 | 0-0 | 0-0 | 2 | 0 | 0 | 0 | 1 | 0 | 0 |
| at Boston College | 9 | 0-0 | 0-0 | 0-0 | 1 | 2 | 1 | 0 | 0 | 0 | 0 |
| VIRGINIA TECH | -- | -- | -- | -- | -- | -- | -- | -- | -- | -- | -- |
| MIAMI | 6 | 0-1 | 0-0 | 0-0 | 0 | 3 | 0 | 1 | 0 | 1 | 0 |
| at NC State | 2 | 0-0 | 0-0 | 0-2 | 1 | 0 | 0 | 0 | 0 | 0 | 0 |
| NOTRE DAME | | | | | | | | | | | |
| at North Carolina | | | | | | | | | | | |
| at Virginia | | | | | | | | | | | |
| CALIFORNIA | | | | | | | | | | | |
| SMU | | | | | | | | | | | |
| at Duke | | | | | | | | | | | |
| NORTH CAROLINA | | | | | | | | | | | |
| at Wake Forest | | | | | | | | | | | |
| at Louisville | | | | | | | | | | | |
| PITTSBURGH | | | | | | | | | | | |
| *started | | | | | | | | | | | |

SQUARE'S CAREER STATISTICS *at Georgia Tech

| | TOTAL | | | | | 3-PTS | | | REBOUNDS | | | | | | | | | | | | | | |
|----------|-------|----|----|-----|------|-------|------|------|----------|-----|------|----|----|-----|-----|-----|----|----|----|-----|-----|-----|-----|
| Year | G | GS | FG | FGA | Pct | 3FG | 3FGA | Pct | FT | FTA | Pct | O | D | Tot | Avg | PF | FO | A | TO | Blk | Stl | Pts | Avg |
| 2024-25* | 30 | 14 | 37 | 62 | .597 | 0 | 1 | .000 | 10 | 32 | .313 | 36 | 72 | 108 | 3.6 | 67 | 0 | 7 | 16 | 17 | 7 | 84 | 2.8 |
| 2025-26 | 20 | 0 | 4 | 6 | .667 | 0 | 1 | .000 | 5 | 11 | .455 | 15 | 26 | 41 | 2.1 | 37 | 1 | 5 | 8 | 13 | 3 | 13 | 0.7 |
| Total | 50 | 14 | 41 | 68 | .603 | 0 | 2 | .000 | 15 | 43 | .349 | 51 | 98 | 149 | 3.0 | 104 | 1 | 12 | 24 | 30 | 10 | 97 | 1.9 |

ORANGE STANDARD

25 SYRACUSE BASKETBALL 26

2003 NCAA CHAMPIONS • 6 FINAL FOURS • 41 NCAA TOURNAMENTS • 44 ALL-AMERICANS • 71 NBA DRAFT PICKS



J.J. STARLING

Guard • 6-4 • 206 • Senior

Baldwinsville, NY • Baldwinsville/La Lumiere • Notre Dame

2

- Starling surpassed 1,000 career points at SU in the Stonehill game.
- He suffered a lower leg injury versus Binghamton and missed two contests.
- After returning from injury, he posted double-digit scoring in eight consecutive games.
- Starling is shooting 35-of-75 (.467) from the field over the last six games.

STARLING 2025-26 HIGHS

Points: 20, Stonehill
FG Made: 8, Stonehill
FG Attempted: 19, NC State
3-Point FGM: 3, Pittsburgh
3-Point FGA: 6, Kansas, Stonehill, NC State
FT Made: 4, Georgia Tech
FT Attempted: 6, Stonehill, Georgia Tech
Rebounds: 5, Kansas, Georgia Tech
Off. Rebounds: 2, Boston College
Def. Rebounds: 5, Kansas, Georgia Tech
Assists: 4, Houston, Mercyhurst, Stonehill
Steals: 3, Tennessee, Boston College
Blocks: 2, Clemson
Minutes: 42, Boston College

STARLING CAREER HIGHS

Points: 38, Youngstown State, 2024-25
FG Made: 14, Youngstown State, 2024-25
FG Attempted: 23, Youngstown State, 2024-25
3-Point FGM: 6, Miami, 2023-24
3-Point FGA: 11, at Pittsburgh, 2024-25
FT Made: 10, North Carolina, 2024-25
FT Attempted: 12, Youngstown State, 2024-25
Rebounds: 8, Jacksonville, 2022-23*
Off. Rebounds: 3, at Miami, 2024-25, Louisville, Jacksonville, 2022-23*
Def. Rebounds: 7, at NC State, 2022-23*
Assists: 7, Canisius, 2023-24
Steals: 4, vs. Gonzaga, 2023-24
Blocks: 2, Clemson 2025-26, Georgia Tech, 2024-25, Marquette, Michigan St., 2022-23*
Minutes: 42, Boston College, 2025-26
*while at Notre Dame

STARLING MISCELLANEOUS

| | SO | JR | SR | TOTAL |
|----------------------|-----|-----|-----|-------|
| Double-Doubles | --- | --- | --- | --- |
| 10+ Points | 18 | 23 | 14 | 55 |
| 20+ Points | 6 | 10 | 1 | 17 |
| 5+ Rebounds | 4 | 9 | 3 | 16 |
| 10+ Rebounds | --- | --- | --- | --- |
| 5+ Assists | --- | 3 | --- | 3 |
| 3+ 3-PT Field Goals | 15 | 5 | 1 | 21 |
| 3+ Steals | 1 | --- | 2 | 3 |
| 3+ Blocks | 2 | --- | --- | 2 |
| Led Team in Points | 7 | 14 | 3 | 24 |
| Led Team in Rebounds | --- | --- | --- | --- |
| Led Team in Assists | --- | 9 | 4 | 13 |

2025-26 STARLING GAME-BY-GAME

| Opponent | MP | FG | 3PT | FT | REB | PF | AST | TO | BLK | STL | TP |
|--------------------|----|------|-----|-----|-----|----|-----|----|-----|-----|----|
| BINGHAMTON* | 2 | 0-2 | 0-0 | 0-0 | 1 | 0 | 1 | 0 | 0 | 0 | 0 |
| DELAWARE STATE | -- | -- | -- | -- | -- | -- | -- | -- | -- | -- | -- |
| at Drexel | -- | -- | -- | -- | -- | -- | -- | -- | -- | -- | -- |
| MONMOUTH* | 26 | 4-6 | 1-1 | 2-5 | 1 | 2 | 1 | 0 | 1 | 0 | 11 |
| vs. Houston* | 31 | 5-8 | 1-3 | 0-3 | 4 | 3 | 4 | 2 | 1 | 0 | 11 |
| vs. Kansas* | 33 | 3-13 | 2-6 | 2-4 | 5 | 2 | 3 | 0 | 0 | 0 | 10 |
| vs. Iowa State* | 29 | 4-9 | 1-3 | 1-2 | 4 | 2 | 3 | 1 | 0 | 1 | 10 |
| TENNESSEE* | 33 | 5-10 | 1-4 | 1-2 | 4 | 3 | 2 | 1 | 0 | 3 | 12 |
| SAINT JOSEPH'S* | 32 | 5-13 | 0-3 | 1-2 | 4 | 0 | 2 | 2 | 1 | 1 | 11 |
| HOFSTRA* | 34 | 6-15 | 2-4 | 1-2 | 3 | 0 | 2 | 1 | 0 | 0 | 15 |
| MERCYHURST* | 32 | 6-9 | 2-4 | 1-1 | 2 | 2 | 4 | 3 | 0 | 0 | 15 |
| NORTHEASTERN* | 29 | 3-9 | 1-3 | 2-2 | 1 | 1 | 1 | 3 | 0 | 1 | 9 |
| STONEHILL* | 33 | 8-17 | 2-6 | 2-6 | 3 | 3 | 4 | 1 | 0 | 2 | 20 |
| CLEMSON* | 34 | 2-7 | 0-2 | 0-0 | 2 | 3 | 2 | 4 | 2 | 1 | 4 |
| at Georgia Tech* | 28 | 2-10 | 0-3 | 4-6 | 5 | 1 | 2 | 2 | 0 | 1 | 8 |
| at Pittsburgh* | 32 | 7-11 | 3-4 | 2-2 | 4 | 1 | 3 | 1 | 0 | 0 | 19 |
| FLORIDA STATE* | 33 | 7-10 | 0-1 | 1-3 | 3 | 2 | 3 | 1 | 0 | 1 | 15 |
| at Boston College* | 42 | 6-14 | 0-2 | 0-2 | 5 | 2 | 2 | 1 | 0 | 3 | 12 |
| VIRGINIA TECH* | 23 | 5-11 | 0-0 | 2-2 | 1 | 5 | 3 | 1 | 0 | 1 | 12 |
| MIAMI* | 27 | 3-10 | 0-3 | 2-2 | 1 | 2 | 3 | 0 | 0 | 2 | 8 |
| at NC State* | 28 | 7-19 | 2-6 | 1-2 | 0 | 2 | 0 | 1 | 0 | 1 | 17 |
| NOTRE DAME | | | | | | | | | | | |
| at North Carolina | | | | | | | | | | | |
| at Virginia | | | | | | | | | | | |
| CALIFORNIA | | | | | | | | | | | |
| SMU | | | | | | | | | | | |
| at Duke | | | | | | | | | | | |
| NORTH CAROLINA | | | | | | | | | | | |
| at Wake Forest | | | | | | | | | | | |
| at Louisville | | | | | | | | | | | |
| PITTSBURGH | | | | | | | | | | | |
| *started | | | | | | | | | | | |

STARLING'S CAREER STATISTICS * at Notre Dame

| | TOTAL | | | | | 3-PTS | | | | | REBOUNDS | | | | | | | | | | | | |
|----------|-------|-----|-----|------|------|-------|------|------|-----|-----|----------|----|-----|-----|-----|-----|----|-----|-----|-----|-----|------|------|
| Year | G | GS | FG | FGA | Pct | 3FG | 3FGA | Pct | FT | FTA | Pct | O | D | Tot | Avg | PF | FO | A | TO | Blk | Stl | Pts | Avg |
| 2022-23* | 28 | 24 | 125 | 297 | .421 | 26 | 87 | .299 | 37 | 58 | .638 | 15 | 64 | 79 | 2.8 | 54 | 0 | 32 | 41 | 7 | 20 | 313 | 11.2 |
| 2023-24 | 32 | 32 | 171 | 373 | .458 | 44 | 136 | .324 | 40 | 56 | .714 | 20 | 83 | 103 | 3.2 | 42 | 0 | 60 | 55 | 6 | 27 | 426 | 13.3 |
| 2024-25 | 26 | 26 | 169 | 415 | .407 | 38 | 142 | .268 | 87 | 127 | .685 | 19 | 79 | 98 | 3.8 | 51 | 1 | 73 | 61 | 8 | 23 | 463 | 17.8 |
| 2025-26 | 19 | 19 | 88 | 203 | .433 | 18 | 58 | .310 | 25 | 48 | .521 | 7 | 45 | 52 | 2.7 | 36 | 1 | 45 | 25 | 5 | 18 | 219 | 11.5 |
| Total | 105 | 101 | 553 | 1288 | .429 | 126 | 423 | .298 | 189 | 289 | .654 | 61 | 271 | 332 | 3.2 | 183 | 2 | 210 | 182 | 26 | 88 | 1421 | 13.5 |

ORANGE STANDARD

25 SYRACUSE BASKETBALL 26

2003 NCAA CHAMPIONS • 6 FINAL FOURS • 41 NCAA TOURNAMENTS • 44 ALL-AMERICANS • 71 NBA DRAFT PICKS



SADIQ WHITE JR.

Forward • 6-9 • 195 • Freshman
Charlotte, NC • Myers Park/ IMG Academy



- White Jr. started 10 games for the Orange while Donnie Freeman recovered from an injury.
- He led the team in scoring for the first time against #15/13 Iowa State, going for a career-high 14 points.
- White Jr. chipped in 11 points on 5-of-9 (.556) shooting against Virginia Tech.

WHITE JR. SEASON & CAREER HIGHS

Points: 14, Iowa State
FG Made: 6, Iowa State, Mercyhurst
FG Attempted: 12, Mercyhurst
3-Point FGM: 1, Iowa State, Tennessee, Stonehill, Virginia Tech
3-Point FGA: 3, Virginia Tech
FT Made: 4, Hofstra, Stonehill
FT Attempted: 9, Stonehill
Rebounds: 9, Tennessee, Mercyhurst, Stonehill
Off. Rebounds: 6, Mercyhurst
Def. Rebounds: 8, Tennessee
Assists: 2, Delaware State
Steals: 3, Tennessee
Blocks: 3, Stonehill
Minutes: 27, Mercyhurst

WHITE JR MISCELLANEOUS

| | FR | TOTAL |
|----------------------|-----|-------|
| Double-Doubles | --- | --- |
| 10+ Points | 7 | 7 |
| 20+ Points | --- | --- |
| 5+ Rebounds | 4 | 4 |
| 10+ Rebounds | --- | --- |
| 5+ Assists | --- | --- |
| 3+ 3-PT Field Goals | --- | --- |
| 3+ Steals | 1 | 1 |
| 3+ Blocks | 1 | 1 |
| Led Team in Points | 1 | 1 |
| Led Team in Rebounds | 2 | 2 |
| Led Team in Assists | --- | --- |

2025-26 WHITE JR GAME-BY-GAME

| Opponent | MP | FG | 3PT | FT | REB | PF | AST | TO | BLK | STL | TP |
|-------------------|----|------|-----|-----|-----|----|-----|----|-----|-----|----|
| BINGHAMTON | 19 | 2-7 | 0-2 | 0-0 | 4 | 0 | 1 | 0 | 0 | 1 | 4 |
| DELAWARE STATE | 23 | 5-7 | 0-1 | 0-0 | 4 | 1 | 2 | 3 | 1 | 1 | 10 |
| vs. Drexel | 15 | 1-1 | 0-0 | 2-2 | 1 | 3 | 1 | 0 | 1 | 1 | 4 |
| MONMOUTH | 11 | 4-5 | 0-0 | 0-0 | 2 | 5 | 0 | 1 | 0 | 0 | 8 |
| vs. Houston* | 19 | 2-5 | 0-1 | 0-1 | 4 | 2 | 1 | 0 | 0 | 0 | 4 |
| vs. Kansas* | 20 | 3-7 | 0-1 | 3-4 | 2 | 3 | 1 | 1 | 2 | 2 | 9 |
| vs. Iowa State* | 20 | 6-7 | 1-1 | 1-3 | 3 | 5 | 0 | 2 | 0 | 0 | 14 |
| TENNESSEE* | 26 | 4-10 | 1-2 | 1-2 | 9 | 3 | 0 | 2 | 0 | 3 | 10 |
| SAINT JOSEPH'S* | 19 | 1-4 | 0-0 | 0-0 | 2 | 1 | 1 | 0 | 0 | 0 | 2 |
| HOFSTRA* | 23 | 4-7 | 0-0 | 4-8 | 7 | 2 | 1 | 3 | 2 | 1 | 12 |
| MERCYHURST* | 27 | 6-12 | 0-1 | 1-2 | 9 | 3 | 0 | 3 | 0 | 0 | 13 |
| NORTHEASTERN* | 16 | 0-5 | 0-0 | 0-0 | 4 | 3 | 0 | 3 | 1 | 0 | 0 |
| STONEHILL* | 23 | 4-5 | 1-1 | 4-9 | 9 | 3 | 1 | 0 | 3 | 1 | 13 |
| CLEMSON* | 11 | 1-3 | 0-0 | 0-0 | 0 | 1 | 0 | 1 | 0 | 0 | 2 |
| at Georgia Tech | 8 | 1-2 | 0-0 | 0-0 | 2 | 1 | 1 | 0 | 0 | 0 | 2 |
| at Pittsburgh | 15 | 2-3 | 0-0 | 0-0 | 2 | 0 | 1 | 0 | 0 | 1 | 4 |
| FLORIDA STATE | 13 | 3-4 | 0-0 | 0-0 | 3 | 4 | 0 | 0 | 2 | 0 | 6 |
| at Boston College | 5 | 0-1 | 0-0 | 1-2 | 1 | 3 | 0 | 0 | 0 | 0 | 1 |
| VIRGINIA TECH | 15 | 5-9 | 1-3 | 0-0 | 3 | 5 | 0 | 3 | 1 | 1 | 11 |
| MIAMI | 9 | 2-3 | 0-0 | 0-0 | 1 | 1 | 0 | 0 | 0 | 0 | 4 |
| at NC State | 10 | 0-0 | 0-0 | 0-0 | 0 | 5 | 1 | 0 | 0 | 0 | 0 |
| NOTRE DAME | | | | | | | | | | | |
| at North Carolina | | | | | | | | | | | |
| at Virginia | | | | | | | | | | | |
| CALIFORNIA | | | | | | | | | | | |
| SMU | | | | | | | | | | | |
| at Duke | | | | | | | | | | | |
| NORTH CAROLINA | | | | | | | | | | | |
| at Wake Forest | | | | | | | | | | | |
| at Louisville | | | | | | | | | | | |
| PITTSBURGH | | | | | | | | | | | |
| *started | | | | | | | | | | | |

WHITE JR'S CAREER STATISTICS

| | TOTAL | | | | 3-PTS | | | | REBOUNDS | | | | | | | | | | | | | | |
|---------|-------|----|----|-----|-------|-----|------|------|----------|-----|------|----|----|-----|-----|----|----|----|----|-----|-----|-----|-----|
| Year | G | GS | FG | FGA | Pct | 3FG | 3FGA | Pct | FT | FTA | Pct | O | D | Tot | Avg | PF | FO | A | TO | Blk | Stl | Pts | Avg |
| 2025-26 | 21 | 10 | 56 | 107 | .523 | 4 | 13 | .308 | 17 | 33 | .515 | 24 | 48 | 72 | 3.4 | 54 | 4 | 12 | 22 | 13 | 12 | 133 | 6.3 |
| Total | 21 | 10 | 56 | 107 | .523 | 4 | 13 | .308 | 17 | 33 | .515 | 24 | 48 | 72 | 3.4 | 54 | 4 | 12 | 22 | 13 | 12 | 133 | 6.3 |

ORANGE STANDARD

25 SYRACUSE BASKETBALL 26

2003 NCAA CHAMPIONS • 6 FINAL FOURS • 41 NCAA TOURNAMENTS • 44 ALL-AMERICANS • 71 NBA DRAFT PICKS



AARON WOMACK

Guard • 6-6 • 170 • Freshman
Milwaukee, Wisc. • Dominican

14

- Womack became the 60th Player In Wisconsin High School Basketball history to surpass 2,000 points.
- He intends to redshirt in 2025-26.

WOMACK SEASON & CAREER HIGHS

Points: 0
FG Made: 0
FG Attempted: 0
3-Point FGM: 0
3-Point FGA: 0
FT Made: 0
FT Attempted: 0
Rebounds: 0
Off. Rebounds: 0
Def. Rebounds: 0
Assists: 0
Steals: 0
Blocks: 0
Minutes: 0

WOMACK MISCELLANEOUS

| | FR | TOTAL |
|----------------------|-----|-------|
| Double-Doubles | --- | --- |
| 10+ Points | --- | --- |
| 20+ Points | --- | --- |
| 5+ Rebounds | --- | --- |
| 10+ Rebounds | --- | --- |
| 5+ Assists | --- | --- |
| 3+ 3-PT Field Goals | --- | --- |
| 3+ Steals | --- | --- |
| 3+ Blocks | --- | --- |
| Led Team in Points | --- | --- |
| Led Team in Rebounds | --- | --- |
| Led Team in Assists | --- | --- |

2025-26 WOMACK GAME-BY-GAME

| Opponent | MP | FG | 3PT | FT | REB | PF | AST | TO | BLK | STL | TP |
|-------------------|----|----|-----|----|-----|----|-----|----|-----|-----|----|
| BINGHAMTON | -- | -- | -- | -- | -- | -- | -- | -- | -- | -- | -- |
| DELAWARE STATE | -- | -- | -- | -- | -- | -- | -- | -- | -- | -- | -- |
| at Drexel | -- | -- | -- | -- | -- | -- | -- | -- | -- | -- | -- |
| MONMOUTH | -- | -- | -- | -- | -- | -- | -- | -- | -- | -- | -- |
| vs. Houston | -- | -- | -- | -- | -- | -- | -- | -- | -- | -- | -- |
| vs. Kansas | -- | -- | -- | -- | -- | -- | -- | -- | -- | -- | -- |
| vs. Iowa State | -- | -- | -- | -- | -- | -- | -- | -- | -- | -- | -- |
| TENNESSEE | -- | -- | -- | -- | -- | -- | -- | -- | -- | -- | -- |
| SAINT JOSEPH'S | -- | -- | -- | -- | -- | -- | -- | -- | -- | -- | -- |
| HOFSTRA | -- | -- | -- | -- | -- | -- | -- | -- | -- | -- | -- |
| MERCYHURST | -- | -- | -- | -- | -- | -- | -- | -- | -- | -- | -- |
| NORTHEASTERN | -- | -- | -- | -- | -- | -- | -- | -- | -- | -- | -- |
| STONEHILL | -- | -- | -- | -- | -- | -- | -- | -- | -- | -- | -- |
| CLEMSON | -- | -- | -- | -- | -- | -- | -- | -- | -- | -- | -- |
| at Georgia Tech | -- | -- | -- | -- | -- | -- | -- | -- | -- | -- | -- |
| at Pittsburgh | -- | -- | -- | -- | -- | -- | -- | -- | -- | -- | -- |
| FLORIDA STATE | -- | -- | -- | -- | -- | -- | -- | -- | -- | -- | -- |
| at Boston College | -- | -- | -- | -- | -- | -- | -- | -- | -- | -- | -- |
| VIRGINIA TECH | -- | -- | -- | -- | -- | -- | -- | -- | -- | -- | -- |
| MIAMI | -- | -- | -- | -- | -- | -- | -- | -- | -- | -- | -- |
| at NC State | -- | -- | -- | -- | -- | -- | -- | -- | -- | -- | -- |
| NOTRE DAME | | | | | | | | | | | |
| at North Carolina | | | | | | | | | | | |
| at Virginia | | | | | | | | | | | |
| CALIFORNIA | | | | | | | | | | | |
| SMU | | | | | | | | | | | |
| at Duke | | | | | | | | | | | |
| NORTH CAROLINA | | | | | | | | | | | |
| at Wake Forest | | | | | | | | | | | |
| at Louisville | | | | | | | | | | | |
| PITTSBURGH | | | | | | | | | | | |
| *started | | | | | | | | | | | |

WOMACK'S CAREER STATISTICS

| Year | G GS | | TOTAL | | | 3-PTS | | | | | | REBOUNDS | | | | | | | | | | | |
|---------|------|---|-------|-----|------|-------|------|------|----|-----|------|----------|---|-----|-----|----|----|---|----|-----|-----|-----|-----|
| | | | FG | FGA | Pct | 3FG | 3FGA | Pct | FT | FTA | Pct | O | D | Tot | Avg | PF | FO | A | TO | Blk | Stl | Pts | Avg |
| 2025-26 | 0 | 0 | 0 | 0 | .000 | 0 | 0 | .000 | 0 | 0 | .000 | 0 | 0 | 0 | 0.0 | 0 | 0 | 0 | 0 | 0 | 0 | 0 | 0.0 |
| Total | 0 | 0 | 0 | 0 | .000 | 0 | 0 | .000 | 0 | 0 | .000 | 0 | 0 | 0 | 0.0 | 0 | 0 | 0 | 0 | 0 | 0 | 0 | 0.0 |

ORANGE STANDARD

25 SYRACUSE BASKETBALL 26

2003 NCAA CHAMPIONS • 6 FINAL FOURS • 41 NCAA TOURNAMENTS • 44 ALL-AMERICANS • 71 NBA DRAFT PICKS



BRYCE ZEPHIR

Guard • 6-4 • 225 • Graduate Student
Carson, Calif. • Santa Monica/Salt Lake CC/
Montana State

55

- Zephir has appeared off the bench in 15 games this season.
- He contributed five points against Delaware State.
- He produced four points, three rebounds and two assists in the win at Drexel.

ZEPHIR 2025-26 HIGHS

Points: 5, Delaware State
FG Made: 2, Delaware State, Drexel
FG Attempted: 5, Drexel
3-Point FGM: 1, Delaware State
3-Point FGA: 1, Delaware State, Drexel
FT Made: 0
FT Attempted: 2, Monmouth
Rebounds: 3, Binghamton, Drexel
Off. Rebounds: 1, Binghamton
Def. Rebounds: 3, Drexel
Assists: 3, Binghamton
Steals: 1, Delaware State, Drexel
Blocks: 0
Minutes: 15, Drexel

ZEPHIR CAREER HIGHS

Points: 16, Northwest Indian*
FG Made: 6, Northwest Indian*
FG Attempted: 11, NW Indian*, N. Colorado*
3-Point FGM: 2, N. Colorado*, Abilene Christian*, Wichita State*
3-Point FGA: 4, Northwest Indian*
FT Made: 4, Northwest Indian*
FT Attempted: 5, Denver*
Rebounds: 5, Weber State*, Montana*
Off. Rebounds: 2, Kansas City*
Def. Rebounds: 5, Weber State*, Montana*
Assists: 4, Sacramento State*
Steals: 3, Denver*
Blocks: 1, Idaho State*, Northwest Indian*
Minutes: 30, Montana*
*Montana State

ZEPHIR MISCELLANEOUS

| | GR | TOTAL |
|----------------------|-----|-------|
| Double-Doubles | --- | --- |
| 10+ Points | --- | --- |
| 20+ Points | --- | --- |
| 5+ Rebounds | --- | --- |
| 10+ Rebounds | --- | --- |
| 5+ Assists | --- | --- |
| 3+ 3-PT Field Goals | --- | --- |
| 3+ Steals | --- | --- |
| 3+ Blocks | --- | --- |
| Led Team in Points | --- | --- |
| Led Team in Rebounds | --- | --- |
| Led Team in Assists | --- | --- |

2025-26 ZEPHIR GAME-BY-GAME

| Opponent | MP | FG | 3PT | FT | REB | PF | AST | TO | BLK | STL | TP |
|-------------------|----|-----|-----|-----|-----|----|-----|----|-----|-----|----|
| BINGHAMTON | 11 | 0-0 | 0-0 | 0-0 | 3 | 3 | 3 | 1 | 0 | 0 | 0 |
| DELAWARE STATE | 12 | 2-2 | 1-1 | 0-0 | 0 | 3 | 0 | 2 | 0 | 1 | 5 |
| at Drexel | 15 | 2-5 | 0-1 | 0-0 | 3 | 1 | 2 | 0 | 0 | 1 | 4 |
| MONMOUTH | 6 | 0-0 | 0-0 | 0-2 | 0 | 1 | 0 | 0 | 0 | 0 | 0 |
| vs. Houston | 2 | 0-0 | 0-0 | 0-0 | 0 | 0 | 0 | 0 | 0 | 0 | 0 |
| vs. Kansas | 4 | 0-0 | 0-0 | 0-0 | 0 | 0 | 0 | 0 | 0 | 0 | 0 |
| vs. Iowa State | 4 | 0-0 | 0-0 | 0-0 | 0 | 0 | 0 | 0 | 0 | 0 | 0 |
| TENNESSEE | -- | -- | -- | -- | -- | -- | -- | -- | -- | -- | -- |
| SAINT JOSEPH'S | 3 | 0-1 | 0-0 | 0-0 | 0 | 2 | 0 | 0 | 0 | 0 | 0 |
| HOFSTRA | 4 | 0-0 | 0-0 | 0-0 | 0 | 0 | 0 | 0 | 0 | 0 | 0 |
| MERCYHURST | 4 | 0-0 | 0-0 | 0-0 | 0 | 0 | 0 | 0 | 0 | 0 | 0 |
| NORTHEASTERN | 1 | 0-0 | 0-0 | 0-0 | 0 | 0 | 0 | 0 | 0 | 0 | 0 |
| STONEHILL | 7 | 1-1 | 0-0 | 0-0 | 0 | 0 | 0 | 0 | 0 | 1 | 2 |
| CLEMSON | -- | -- | -- | -- | -- | -- | -- | -- | -- | -- | -- |
| at Georgia Tech | 1 | 0-0 | 0-0 | 0-0 | 0 | 0 | 0 | 0 | 0 | 0 | 0 |
| at Pittsburgh | -- | -- | -- | -- | -- | -- | -- | -- | -- | -- | -- |
| FLORIDA STATE | -- | -- | -- | -- | -- | -- | -- | -- | -- | -- | -- |
| at Boston College | -- | -- | -- | -- | -- | -- | -- | -- | -- | -- | -- |
| VIRGINIA TECH | 11 | 0-0 | 0-0 | 0-0 | 1 | 0 | 0 | 0 | 0 | 0 | 0 |
| MIAMI | -- | -- | -- | -- | -- | -- | -- | -- | -- | -- | -- |
| at NC State | 2 | 0-0 | 0-0 | 0-0 | 0 | 0 | 0 | 0 | 0 | 0 | 0 |
| NOTRE DAME | | | | | | | | | | | |
| at North Carolina | | | | | | | | | | | |
| at Virginia | | | | | | | | | | | |
| CALIFORNIA | | | | | | | | | | | |
| SMU | | | | | | | | | | | |
| at Duke | | | | | | | | | | | |
| NORTH CAROLINA | | | | | | | | | | | |
| at Wake Forest | | | | | | | | | | | |
| at Louisville | | | | | | | | | | | |
| PITTSBURGH | | | | | | | | | | | |
| *started | | | | | | | | | | | |

ZEPHIR'S CAREER STATISTICS (4-year schools) *at Montana State **at North Texas

| | TOTAL | | | | | 3-PTS | | | REBOUNDS | | | | | | | | | | | | | | |
|-----------|----------|----|----|-----|------|-------|------|------|----------|-----|------|----|----|-----|-----|----|----|----|----|-----|-----|-----|-----|
| Year | G | GS | FG | FGA | Pct | 3FG | 3FGA | Pct | FT | FTA | Pct | O | D | Tot | Avg | PF | FO | A | TO | Blk | Stl | Pts | Avg |
| 2021-22** | 10 | 0 | 5 | 10 | .500 | 1 | 4 | .250 | 1 | 2 | .500 | 0 | 3 | 3 | 0.3 | 1 | 0 | 0 | 1 | 0 | 3 | 12 | 1.2 |
| 2022-23** | redshirt | | | | | | | | | | | | | | | | | | | | | | |
| 2024-25* | 29 | 15 | 60 | 128 | .469 | 11 | 37 | .297 | 24 | 39 | .615 | 11 | 47 | 58 | 2.0 | 49 | 0 | 61 | 44 | 2 | 18 | 155 | 5.3 |
| 2025-26 | 15 | 0 | 5 | 9 | .556 | 1 | 2 | .500 | 0 | 2 | .000 | 1 | 6 | 7 | 0.5 | 10 | 0 | 5 | 3 | 0 | 3 | 11 | 0.7 |
| Total | 54 | 15 | 70 | 147 | .476 | 13 | 43 | .302 | 25 | 43 | .581 | 12 | 56 | 68 | 1.3 | 60 | 0 | 66 | 48 | 2 | 24 | 178 | 3.3 |

ORANGE STANDARD

25 SYRACUSE BASKETBALL 26

2003 NCAA CHAMPIONS • 6 FINAL FOURS • 41 NCAA TOURNAMENTS • 44 ALL-AMERICANS • 71 NBA DRAFT PICKS

2025-26 RECORD BREAKDOWN

| Record | Overall | ACC | ACCT | NCAA |
|-----------------------|---------|-----|------|------|
| SU overall | 12-9 | 3-5 | | |
| SU at home | 10-4 | 1-3 | | |
| SU on the road | 2-2 | 2-2 | | |
| SU at neutral sites | 0-3 | | | |
| SU in overtime | | | | |
| After a loss | 3-5 | 1-3 | | |
| SU scores first | 9-5 | 1-2 | | |
| Opponent scores first | 3-4 | 2-3 | | |

| Halftime | Overall | ACC | ACCT | NCAA |
|------------------------|---------|-----|------|------|
| SU led at the half | 12-3 | 3-2 | | |
| SU trailed at the half | 0-6 | 0-3 | | |
| Tied at the half | | | | |

| Rebounding | Overall | ACC | ACCT | NCAA |
|-----------------------------|---------|-----|------|------|
| SU outrebounded Opp. | 8-3 | 2-2 | | |
| SU was outrebounded | 4-6 | 1-3 | | |
| Rebounds were equal | | | | |
| SU 36-or-more rebounds | 8-3 | 1-2 | | |
| SU 35-or-less rebounds | 4-6 | 2-3 | | |
| SU 21-or-more def rebounds | 11-4 | 3-3 | | |
| SU 20-or-less def. rebounds | 1-5 | 0-2 | | |
| SU 11-or-more off. rebounds | 7-6 | 2-2 | | |
| SU 10-or-less off. rebounds | 5-3 | 1-3 | | |

| Field Goal Percentage | Overall | ACC | ACCT | NCAA |
|-----------------------|---------|-----|------|------|
| SU shot 60-70% FG | | | | |
| SU shot 50-60% FG | 6-0 | 2-0 | | |
| SU shot 40-50% FG | 6-6 | 1-4 | | |
| SU shot 30-40% FG | 0-3 | 0-1 | | |
| Opp. shot 60-70% FG | 0-1 | 0-1 | | |
| Opp. shot 50-60% FG | 0-2 | 0-1 | | |
| Opp. shot 40-50% FG | 5-5 | 2-3 | | |
| Opp. shot 30-40% FG | 4-1 | 1-0 | | |
| Opp. shot 20-30% FG | 3-0 | | | |
| SU outshot Opp. FG% | 12-2 | 3-1 | | |
| Opp. outshot SU FG% | 0-7 | 0-4 | | |

| 3-Point FG | Overall | ACC | ACCT | NCAA |
|----------------------------|---------|-----|------|------|
| SU 10-or-more 3-pointers | 2-1 | 2-1 | | |
| SU 9-or-less 3-pointers | 10-8 | 1-4 | | |
| SU made more 3-pointers | 8-3 | 3-2 | | |
| Opp. made more 3-pointers | 3-5 | 0-2 | | |
| 3-pointers made were equal | 1-1 | 0-1 | | |

| Free Throw Percentage | Overall | ACC | ACCT | NCAA |
|-----------------------------|---------|-----|------|------|
| SU outshot Opp. FT% | 5-2 | 1-2 | | |
| Opp. outshot SU FT% | 7-7 | 2-3 | | |
| FT% was equal | | | | |
| SU shot more FT | 8-4 | 2-1 | | |
| Opp. shot more FT | 4-4 | 1-3 | | |
| Free throws shot were equal | 0-1 | 0-1 | | |

| Scoring | Overall | ACC | ACCT | NCAA |
|-------------------------|---------|-----|------|------|
| SU scored 100-109 | | | | |
| SU scored 90-99 pts. | 2-0 | 1-0 | | |
| SU scored 80-89 pts. | 5-1 | 2-1 | | |
| SU scored 70-79 pts. | 4-3 | 0-2 | | |
| SU scored 60-69 pts. | 1-5 | 0-2 | | |
| SU scored 50-59 pts. | | | | |
| Opp scored 100-109 pts. | | | | |
| Opp. scored 90-99 pts. | 0-1 | | | |
| Opp. scored 80-89 pts. | 2-2 | 1-2 | | |
| Opp. scored 70-79 pts. | 3-5 | 2-2 | | |
| Opp. scored 60-69 pts. | 3-1 | 0-1 | | |
| Opp. scored 50-59 pts. | 1-0 | | | |
| Opp. scored 40-49 pts. | 3-0 | | | |

| By Uniform | Overall | ACC | ACCT | NCAA |
|------------|---------|-----|------|------|
| White | 10-4 | 1-3 | | |
| Orange | 2-5 | 2-2 | | |

| Turnovers | Overall | ACC | ACCT | NCAA |
|---------------------------|---------|-----|------|------|
| SU 10-or-less turnovers | 4-3 | 0-1 | | |
| SU 11-20 turnovers | 8-6 | 3-4 | | |
| SU 21-or-more turnovers | | | | |
| Opp. 10-or-less turnovers | 1-4 | 1-2 | | |
| Opp. 11-20 turnovers | 10-5 | 2-3 | | |
| Opp 21-or-more turnovers | 1-0 | | | |

| SU Players' Scoring | Overall | ACC | ACCT | NCAA |
|----------------------------|---------|-----|------|------|
| Six in double digits | 0-1 | | | |
| Five in double digits | 4-3 | 0-2 | | |
| Four in double digits | 4-0 | 1-0 | | |
| Three in double digits | 4-2 | 2-1 | | |
| Two in double digits | 0-3 | 0-2 | | |
| One in double digits | | | | |
| None in double digits | | | | |
| Two with 20-or-more points | 1-0 | | | |
| One with 20-or-more points | 5-1 | 2-1 | | |
| One with 30-or-more points | | | | |

| By Month | Overall | ACC | ACCT | NCAA |
|----------|---------|-----|------|------|
| November | 4-3 | | | |
| December | 5-2 | 0-1 | | |
| January | 3-4 | 3-4 | | |
| February | | | | |
| March | | | | |

| By Day | Overall | ACC | ACCT | NCAA |
|-----------|---------|-----|------|------|
| Monday | 2-1 | | | |
| Tuesday | 4-2 | 2-1 | | |
| Wednesday | 1-3 | 0-2 | | |
| Thursday | 1-0 | | | |
| Friday | | | | |
| Saturday | 4-3 | 1-2 | | |
| Sunday | | | | |

| By Live Television | Overall | ACC | ACCT | NCAA |
|--------------------|---------|-----|------|------|
| ESPN2 | 1-1 | 0-1 | | |
| ESPNU | 0-1 | 0-1 | | |
| ACC Network | 5-4 | 3-3 | | |
| ACC Network Extra | 5-0 | | | |
| CW | | | | |
| Peacock | 1-0 | | | |
| TNT | 0-3 | | | |

| By Conference | Overall |
|--|---------|
| America East (Binghamton) | 1-0 |
| ACC (Clemson, at Georgia Tech, at Pittsburgh, Florida State, at Boston College, Virginia Tech, Miami, at NC State) | 3-5 |
| Atlantic 10 (Saint Joseph's) | 1-0 |
| Big 12 (vs. Houston, vs. Kansas, vs. Iowa State) | 0-3 |
| Coastal Athletic Conference (at Drexel, Monmouth, Hofstra, Northeastern) | 3-1 |
| Middle Eastern Athletic Conference (Delaware State) | 1-0 |
| Northeast (Mercyhurst, Stonehill) | 2-0 |
| Southeastern Conference (Tennessee) | 1-0 |

| Games Decided By ... | Overall | ACC | ACCT | NCAA |
|----------------------|---------|-----|------|------|
| 1-5 points | 2-4 | 0-2 | | |
| 6-10 points | 4-2 | 2-2 | | |
| 11-15 points | 2-1 | 1-0 | | |
| 16 or more points | 4-2 | 0-1 | | |

| By Starting Lineup | Overall | ACC | ACCT | NCAA |
|---|---------|-----|------|------|
| George, Starling, Kyle III, Kingz, Freeman | 5-4 | 3-4 | | |
| George, Starling, Kyle III, Kingz White Jr. | 5-5 | 0-1 | | |
| George, Anthony, Kyle III, Kingz, Freeman | 2-0 | | | |

ORANGE STANDARD

25 SYRACUSE BASKETBALL 26

2003 NCAA CHAMPIONS • 6 FINAL FOURS • 41 NCAA TOURNAMENTS • 44 ALL-AMERICANS • 71 NBA DRAFT PICKS

TEAM HIGHS AND LOWS

Syracuse Highs

| | | |
|---------------------------------|-----------------|-------------------|
| Points | 94 | Florida State |
| Points – First Half | 48 | at Pittsburgh |
| Points – Second Half | 53 | Binghamton |
| Points -- First Overtime | 9 | at Boston College |
| Field Goals Made | 37 | Florida State |
| Field Goal Attempts | 67 | Binghamton |
| Field Goal % | .597 (37-62) | Florida State |
| 3-Point FG Made | 11 | Florida State |
| 3-Point FG Attempts | 30 | vs. Kansas |
| 3-Point FG Attempts -- Overtime | 31 | vs. Houston |
| 3-Point FG % | .455 (10-of-22) | at Pittsburgh |
| Free Throws Made | 34 | Northeastern |
| Free Throws Attempted | 48 | Northeastern |
| Free Throw % | .833 (20-24) | Clemson |
| | .833 (15-18) | at Pittsburgh |
| Offensive Rebounds | 18 | Northeastern |
| Defensive Rebounds | 34 | Delaware State |
| Rebounds | 44 | at Georgia Tech |
| Assists | 22 | Florida State |
| Steals | 11 | Binghamton |
| | 11 | Miami |
| Blocked Shots | 12 | Delaware State |
| | 12 | Stonehill |
| Turnovers | 19 | Iowa State |
| Fouls | 28 | Virginia Tech |
| Fouls -- Overtime | 21 | vs. Houston |

Opponent Highs

| | | |
|---------------------------------|------------------|-------------------|
| Points | 95 | vs. Iowa State |
| Points – First Half | 41 | Miami |
| | 41 | at NC State |
| Points – Second Half | 60 | vs. Iowa State |
| Points -- First Overtime | 17 | at Boston College |
| Field Goals Made | 36 | vs. Iowa State |
| Field Goal Attempts | 65 | Delaware St. |
| | 65 | Northeastern |
| | 65 | at NC State |
| Field Goal Attempts -- Overtime | 66 | vs. Houston |
| Field Goal % | .611 (33-of-54) | vs. Iowa State |
| 3-Point FG Made | 12 | Hofstra |
| 3-Point FG Attempts | 27 | Florida State |
| 3-point FG Attempts -- Overtime | 27 | vs. Houston |
| 3-Point FG % | .667 (12-of-18) | Hofstra |
| Free Throws Made | 26 | Virginia Tech |
| Free Throws Attempted | 36 | Virginia Tech |
| Free Throw % | 1.000 (11-of-11) | at Pittsburgh |
| Offensive Rebounds | 18 | at Drexel |
| Defensive Rebounds | 36 | vs. Kansas |
| Rebounds | 49 | vs. Kansas |
| Rebounds -- Overtime | 49 | vs. Houston |
| Assists | 21 | at NC State |
| Steals | 13 | vs. Iowa State |
| Blocked Shots | 5 | Monmouth |
| | 5 | Hofstra |
| | 5 | at Georgia Tech |
| Blocked Shots -- Overtime | 5 | vs. Houston |
| Turnovers | 22 | Binghamton |
| Fouls | 31 | Northeastern |

Syracuse Lows

| | | |
|---------------------------|-----------------|----------------|
| Points | 60 | vs. Kansas |
| Points – First Half | 25 | vs. Kansas |
| Points – Second Half | 30 | vs. Iowa State |
| | 30 | Tennessee |
| Points -- First Overtime | 7 | vs. Houston |
| Field Goals Made | 18 | Clemson |
| Field Goal Attempts | 45 | Clemson |
| Field Goal % | .317 (20-63) | vs. Kansas |
| 3-Point FG Made | 3 | Northeastern |
| 3-Point FG Attempts | 12 | Northeastern |
| 3-Point FG % | .190 (4-of-21) | Binghamton |
| Free Throws Made | 9 | Florida State |
| | 9 | at NC State |
| Free Throws Attempted | 15 | at Drexel |
| | 15 | Florida State |
| | 15 | Miami |
| Free Throw % | .524 (11-of-21) | Delaware State |
| Free Throw % -- Overtime | .414 (12-of-29) | vs. Houston |
| Offensive Rebounds | 5 | Clemson |
| | 5 | Miami |
| Defensive Rebounds | 16 | Miami |
| Rebounds | 21 | Miami |
| Assists | 7 | Tennessee |
| Steals | 3 | Clemson |
| Blocked Shots | 1 | at Pittsburgh |
| Blocked Shots -- Overtime | 1 | vs. Houston |
| Turnovers | 2 | vs. Kansas |
| Fouls | 11 | Hofstra |

Opponent Lows

| | | |
|--------------------------|-----------------|-----------------|
| Points | 43 | Delaware State |
| Points -- Overtime | 78 | vs. Houston |
| Points – First Half | 14 | Binghamton |
| Points – Second Half | 18 | at Drexel |
| Points -- First Overtime | 11 | vs. Houston |
| Field Goals Made | 14 | Delaware State |
| | 14 | Stonehill |
| Field Goal Attempts | 45 | Binghamton |
| Field Goal % | .215 (14-of-65) | Delaware State |
| 3-Point FG Made | 1 | Binghamton |
| 3-Point FG Attempts | 13 | Binghamton |
| | 13 | Tennessee |
| 3-Point FG % | .071 (1-of-14) | Delaware State |
| Free Throws Made | 6 | at Drexel |
| | 6 | Hofstra |
| | 6 | Clemson |
| Free Throws Attempted | 6 | Hofstra |
| Free Throw % | 1.000 (6-of-6) | Hofstra |
| Offensive Rebounds | 7 | Binghamton |
| | 7 | Clemson |
| Defensive Rebounds | 18 | Florida State |
| Rebounds | 27 | Hofstra |
| Assists | 7 | Binghamton |
| | 7 | Delaware State |
| Steals | 0 | Binghamton |
| Blocked Shots | 0 | Delaware State |
| | 0 | at NC State |
| Turnovers | 9 | Iowa State |
| | 9 | at Georgia Tech |
| Fouls | 13 | at Drexel |
| | 13 | Miami |

25 SYRACUSE BASKETBALL 26

2003 NCAA CHAMPIONS • 6 FINAL FOURS • 41 NCAA TOURNAMENTS • 44 ALL-AMERICANS • 71 NBA DRAFT PICKS

SYRACUSE INDIVIDUAL HIGHS

Games Played:

21 Anthony, George, Kingz, Kyle III, White Jr.

Games Started:

21 George, Kingz, Kyle III

Points in a Half:

19 Kingz (1st), Tennessee

Game Points:

27 Freeman at Georgia Tech

Minutes Played:

37 Kingz at Georgia Tech

Minutes Played (overtime):

42 Starling at Boston College

Game FG Attempted:

19 Starling at NC State

Game FG Made:

9 Freeman (3) at Georgia Tech, Florida State, at NC State

Game FG Percentage (min. 6 made)

.889 (8-of-9) - Kyle III, Binghamton

Game FT Attempted:

14 Freeman, Monmouth; George, Northeastern

Game FT Made:

12 Freeman, Monmouth; George, Northeastern

Game FT Percentage (min. 6 made):

1.000 (10-of-10) - George at Georgia Tech

Game 3 pt. FG Attempted:

10 Betsey vs. Kansas

Game 3 pt. FG Made:

6 Betsey, Florida State

Game 3 pt. FG Percentage (min. 3 made)

.750 (6-of-8) - Betsey, Florida State; (3-of-4), Betsey at Pittsburgh, Starling at Pittsburgh

Game 3 pt. FG Percentage (overtime, min. 3 made)

.833 (5-of-6) - Kingz at Boston College

Game Rebounds:

13 Kyle III, Delaware St.

Game Rebounds (overtime):

14 Freeman at Boston College

Game Assists:

13 George, Florida State

Game Steals:

5 George, Binghamton

Blocked Shots:

6 Kyle III (2), Delaware St., Tennessee

Turnovers:

7 George vs. Iowa State

Turnovers (overtime):

7 Freeman at Boston College; George at Boston College

Game Fouls:

5 White Jr. (4), at NC State, Virginia Tech, Monmouth, vs. Iowa State; Betsey, Virginia Tech; Kingz, Saint Joseph's; Souare at Georgia Tech; Starling, Virginia Tech

Led SU in Scoring:

Freeman (9), Starling (3¹ shared), Betsey (3), George (2), Kingz (2), Kyle III (1¹ shared), Anthony (1), White Jr. (1)

Double-Figure Scoring Games:

Starling (14), Freeman (12), George (11), Kyle III (11), Kingz (10), Anthony (9), Betsey (7), White Jr. (7)

20-29-point Games:

Freeman (6), George (2), Kingz (1), Starling (1)

30-39-point Games:

Scored First:

George (5), Kingz (5), Freeman (3), Starling (3), Kyle III (2), White Jr. (2), Anthony (1)

Led SU in Rebounding:

Kyle III (12² shared), Freeman (8² shared), White Jr. (2), George (1¹ shared), Betsey (1)

Double-Figure Rebounding Games:

Kyle III (6), Freeman (2)

Double-Doubles:

Kyle III (3), Freeman (2)

Led SU in Assists:

George (17² shared), Starling (3¹ shared), Kyle III (2² shared), Anthony (1¹ shared), Freeman (1¹ shared), Kingz (1)

Double-Figure Assist Games:

George (2)

Largest Lead:

43, 82-39, Delaware St.

Largest Margin of Victory:

40, 83-43, Delaware St.

Largest Deficit:

35, 87-52, vs. Iowa State

Largest Margin of Defeat:

31, 95-64 vs. Iowa State

Deficit Overcome in a Win:

8, 11-3, Florida State

Largest Lead in a Loss:

9, 23-14 vs. Houston; 17-8 at Boston College

Largest Halftime Lead:

23, 40-17, Delaware St.

Largest Halftime Deficit:

9, 34-25 vs. Kansas

25 SYRACUSE BASKETBALL 26

2003 NCAA CHAMPIONS • 6 FINAL FOURS • 41 NCAA TOURNAMENTS • 44 ALL-AMERICANS • 71 NBA DRAFT PICKS

GAME BY GAME STATISTICS

| Opponent | Score | TOTAL | | 3-PTS | | FT-FTA | Pct | REBOUNDS | | PF | A | TO | Blk | Stl |
|-------------------|-------------|-----------|------|---------|------|---------|-------|----------|-----|-------|-----|-----|-----|-----|
| | | FG-FGA | Pct | 3FG-FGA | Pct | | | Off-Def | Tot | | | | | |
| Syracuse | W, 85-47 | 35-66 | .530 | 4-21 | .190 | 11-16 | .688 | 11-27 | 38 | 19 | 20 | 5 | 5 | 11 |
| Binghamton | | 15-45 | .333 | 1-13 | .077 | 16-22 | .727 | 7-22 | 29 | 16 | 7 | 22 | 3 | 0 |
| Syracuse | W, 83-43 | 32-55 | .582 | 8-21 | .381 | 11-21 | .524 | 7-34 | 41 | 15 | 19 | 10 | 12 | 10 |
| Delaware State | | 14-65 | .215 | 1-14 | .071 | 14-17 | .824 | 17-21 | 38 | 15 | 7 | 15 | 0 | 7 |
| Syracuse | W, 80-50 | 31-63 | .492 | 7-19 | .368 | 11-15 | .733 | 12-24 | 36 | 12 | 14 | 7 | 6 | 9 |
| at Drexel | | 19-59 | .322 | 6-23 | .261 | 6-10 | .600 | 18-21 | 39 | 13 | 10 | 18 | 2 | 3 |
| Syracuse | W, 78-73 | 26-52 | .500 | 7-17 | .412 | 19-33 | .576 | 9-27 | 36 | 20 | 17 | 12 | 8 | 4 |
| Monmouth | | 22-57 | .386 | 9-24 | .375 | 20-25 | .800 | 10-25 | 35 | 27 | 12 | 12 | 5 | 8 |
| Syracuse | L, 74-78 OT | 27-63 | .429 | 8-31 | .258 | 12-29 | .414 | 14-29 | 43 | 21 | 12 | 13 | 1 | 6 |
| vs. Houston | | 24-66 | .364 | 11-27 | .407 | 19-27 | .704 | 17-32 | 49 | 23 | 13 | 13 | 5 | 9 |
| Syracuse | L, 60-71 | 20-63 | .317 | 7-30 | .233 | 13-23 | .565 | 11-18 | 29 | 16 | 10 | 2 | 4 | 7 |
| vs. Kansas | | 24-54 | .444 | 5-16 | .313 | 18-20 | .900 | 13-36 | 49 | 17 | 14 | 15 | 4 | 2 |
| Syracuse | L, 64-95 | 22-56 | .393 | 8-28 | .286 | 12-19 | .632 | 12-19 | 31 | 14 | 15 | 19 | 4 | 6 |
| vs. Iowa State | | 36-61 | .590 | 9-20 | .450 | 14-21 | .667 | 8-24 | 32 | 15 | 18 | 9 | 2 | 13 |
| Syracuse | W, 62-60 | 22-51 | .431 | 5-19 | .263 | 13-22 | .591 | 9-25 | 34 | 14 | 7 | 16 | 8 | 10 |
| Tennessee | | 24-58 | .414 | 4-13 | .308 | 8-15 | .533 | 13-25 | 38 | 20 | 15 | 17 | 2 | 9 |
| Syracuse | W, 71-63 | 25-53 | .472 | 6-14 | .429 | 15-28 | .536 | 6-28 | 34 | 17 | 9 | 10 | 7 | 7 |
| Saint Joseph's | | 20-56 | .357 | 5-26 | .192 | 18-27 | .667 | 14-30 | 44 | 22 | 10 | 14 | 4 | 7 |
| Syracuse | L, 69-70 | 26-57 | .456 | 8-23 | .348 | 9-16 | .563 | 15-19 | 34 | 11 | 15 | 9 | 5 | 9 |
| Hofstra | | 26-53 | .491 | 12-28 | .667 | 6-6 | 1.000 | 8-19 | 27 | 15 | 13 | 10 | 5 | 6 |
| Syracuse | W, 76-62 | 30-61 | .492 | 4-17 | .235 | 12-16 | .667 | 13-26 | 39 | 13 | 12 | 16 | 8 | 6 |
| Mercyhurst | | 25-62 | .403 | 5-18 | .278 | 7-10 | .700 | 11-21 | 32 | 14 | 14 | 15 | 4 | 11 |
| Syracuse | W, 91-83 | 27-53 | .509 | 3-12 | .333 | 34-48 | .708 | 18-20 | 38 | 17 | 8 | 11 | 7 | 4 |
| Northeastern | | 31-65 | .477 | 8-23 | .348 | 13-20 | .650 | 17-16 | 33 | 31 | 19 | 13 | 4 | 6 |
| Syracuse | W, 77-48 | 27-56 | .482 | 9-21 | .429 | 14-29 | .483 | 13-29 | 42 | 15 | 11 | 5 | 12 | 6 |
| Stonehill | | 14-53 | .264 | 9-25 | .360 | 11-17 | .647 | 14-26 | 40 | 25 | 9 | 15 | 1 | 3 |
| Syracuse | L, 61-64 | 18-45 | .400 | 5-15 | .333 | 20-24 | .833 | 5-25 | 30 | 14 | 8 | 15 | 6 | 3 |
| Clemson | | 27-56 | .482 | 4-16 | .250 | 6-12 | .500 | 7-24 | 31 | 18 | 9 | 12 | 2 | 9 |
| Syracuse | W, 82-72 | 26-61 | .426 | 7-19 | .368 | 23-31 | .742 | 14-30 | 44 | 19 | 15 | 15 | 7 | 5 |
| at Georgia Tech | | 25-64 | .391 | 4-18 | .222 | 18-26 | .692 | 11-23 | 34 | 28 | 16 | 9 | 5 | 8 |
| Syracuse | W, 83-72 | 29-52 | .558 | 10-22 | .455 | 15-18 | .833 | 6-22 | 28 | 14 | 17 | 11 | 1 | 7 |
| at Pittsburgh | | 28-64 | .438 | 5-26 | .192 | 11-11 | 1.000 | 14-16 | 30 | 15 | 12 | 12 | 3 | 7 |
| Syracuse | W, 94-86 | 37-62 | .597 | 11-27 | .407 | 9-15 | .600 | 11-23 | 34 | 17 | 22 | 14 | 7 | 9 |
| Florida State | | 28-62 | .452 | 10-27 | .370 | 20-27 | .741 | 15-18 | 33 | 16 | 12 | 14 | 2 | 8 |
| Syracuse | L, 73-81 OT | 26-59 | .441 | 7-18 | .389 | 14-22 | .636 | 9-31 | 40 | 20 | 10 | 18 | 4 | 4 |
| at Boston College | | 26-63 | .413 | 8-20 | .400 | 21-29 | .724 | 10-28 | 38 | 20 | 13 | 8 | 5 | 11 |
| Syracuse | L, 74-76 | 26-61 | .426 | 10-23 | .435 | 12-14 | .857 | 11-25 | 36 | 28 | 13 | 14 | 3 | 6 |
| Virginia Tech | | 23-51 | .451 | 4-17 | .235 | 26-36 | .722 | 8-26 | 34 | 15 | 10 | 10 | 3 | 9 |
| Syracuse | L, 76-85 | 30-61 | .492 | 6-21 | .286 | 10-15 | .667 | 5-16 | 21 | 14 | 13 | 6 | 3 | 11 |
| Miami | | 33-54 | .611 | 7-13 | .538 | 12-15 | .800 | 8-29 | 37 | 13 | 20 | 16 | 4 | 4 |
| Syracuse | L, 68-88 | 26-67 | .388 | 7-23 | .304 | 9-16 | .563 | 15-18 | 33 | 15 | 10 | 11 | 4 | 8 |
| at NC State | | 33-65 | .508 | 7-24 | .292 | 15-18 | .833 | 15-30 | 45 | 16 | 21 | 11 | 0 | 8 |
| Syracuse | | | | | | | | | | | | | | |
| Notre Dame | | | | | | | | | | | | | | |
| Syracuse | | | | | | | | | | | | | | |
| at North Carolina | | | | | | | | | | | | | | |
| Syracuse | | | | | | | | | | | | | | |
| at Virginia | | | | | | | | | | | | | | |
| Syracuse | | | | | | | | | | | | | | |
| California | | | | | | | | | | | | | | |
| Syracuse | | | | | | | | | | | | | | |
| SMU | | | | | | | | | | | | | | |
| Syracuse | | | | | | | | | | | | | | |
| at Duke | | | | | | | | | | | | | | |
| Syracuse | | | | | | | | | | | | | | |
| North Carolina | | | | | | | | | | | | | | |
| Syracuse | | | | | | | | | | | | | | |
| at Wake Forest | | | | | | | | | | | | | | |
| Syracuse | | | | | | | | | | | | | | |
| at Louisville | | | | | | | | | | | | | | |
| Syracuse | | | | | | | | | | | | | | |
| Pittsburgh | | | | | | | | | | | | | | |
| SYRACUSE TOTALS | | 568-1,217 | .467 | 147-441 | .333 | 298-470 | .634 | 226-514 | 740 | 345-8 | 277 | 243 | 128 | 144 |
| OPPONENT TOTALS | | 517-1,233 | .419 | 134-421 | .318 | 299-411 | .727 | 255-512 | 767 | 394-8 | 276 | 280 | 65 | 149 |

25 SYRACUSE BASKETBALL 26

2003 NCAA CHAMPIONS • 6 FINAL FOURS • 41 NCAA TOURNAMENTS • 44 ALL-AMERICANS • 71 NBA DRAFT PICKS

THE LAST TIME THAT -- SU INDIVIDUAL

| | |
|---|---|
| Scored 40 or more points: | Andrew White III, 40, Ga. Tech, 3/4/2017 |
| Scored 40 or more points (OT): | John Gillon, 43, at NC State, 2/1/2017 |
| Scored 30 or more points: | Chris Bell, 30, Louisville, 2/7/2024 |
| Scored 30 or more points (OT): | Joseph Girard, 31, vs. Richmond, 11/21/2022 |
| Scored 30 or more points (2OT): | J.J. Starling, 38, Youngstown, 11/16/2024 |
| Led team in scoring as a reserve: | Donnie Freeman, 18, Clemson, 12/31/2025 |
| Made 15 FGs: | Lawrence Moten, 15 at Villanova, 2/14/1995 |
| Made 11 FGs: | J.J. Starling, 12, Florida State, 3/11/2025 |
| Made 11 FGs (2OT) | J.J. Starling, 14, Youngstown, 11/16/2024 |
| Made 10 FGs: | Donnie Freeman, UAlbany, 12/10/2024 |
| Made 9 3PT FGs: | Trevor Cooney, 9, Notre Dame, 1/30/2012 |
| Made 9 3PT FGs (OT): | John Gillon, 9, at NC State, 2/1/2017 |
| Made 8 3PT FGs: | Chris Bell, 8 at NC State, 2/20/2024 |
| Made 7 3PT FGs: | Chris Bell, 7 at Pittsburgh, 2/18/2025 |
| Made 7 3PT FGs (OT): | Cole Swider, 7 at N. Carolina, 2/28/2022 |
| 7 players made a 3PT FG | at Pittsburgh, 1/16/2024: Chris Bell, Quadir Copeland, Kyle Cuffe, Judah Mintz, Justin Taylor, JJ Starling and Benny Williams |
| Made 17+ FTs: | Hakim Warrick, 18 vs. Rhode Island, 11/30/2003 |
| Made 15+ FTs: | Oshae Brissett, 16, Buffalo, 12/19/2017 |
| Made 15+ FTs (OT): | Jonny Flynn, 16 vs. Conn. (BET), 3/12/2009 |
| Made 10+ FTs: | Naithan George, 12, Northeastern, 12/20/2025 |
| Made 10+ FTs without a miss: | Naithan George, 10, at Georgia Tech, 1/6/2026 |
| Made 10+ FTs (OT): | Tyus Battle, 10 at Florida State, 1/13/2018 |
| Had 30+ rebounds: | Frank Reddout, 34 vs. Temple, 2/9/1952 |
| Had 25+ rebounds: | Dave Bing, 25 vs Cornell, 2/8/1966 |
| Had 20+ rebounds: | Eddie Lampkin, 23, Pittsburgh, 1/25/2025 |
| Had 15+ rebounds: | Eddie Lampkin, 15, NC State, 2/26/2025 |
| Had 15+ rebounds (OT) | Eddie Lampkin, 18, Boston College, 2/8/2025 (3OT) |
| Had 12+ offensive rebounds: | Tyler Roberson, at Duke, 1/18/2016 |
| Had 10+ offensive rebounds: | Cole Swider, vs. Villanova, 12/7/2021 |
| Had 15+ defensive rebounds: | Eddie Lampkin, 15, Pittsburgh, 1/25/2025 |
| Had 10+ defensive rebounds: | Eddie Lampkin 13, NC State, 2/26/2025 |
| Had 10+ defensive rebounds (OT): | Donnie Freeman, 14, at Boston College (OT), 1/17/2026 |
| Had 15+ assists: | Michael Carter-Williams, 16, Monmouth, 12/8/2012 |
| Had 10+ assists: | Naithan George, 13, Florida State, 1/13/2026 |
| Had 10+ assists (OT): | Kaleb Joseph at Villanova, 12/20/2014 |
| Had consecutive 10+ assist games: | Naithan George (11, at Pitt, 1/10/2026; 13, Florida State, 1/13/2026) |
| Had 8+ blocks: | Paschal Chukwu, 8, Buffalo, 12/19/2017 |
| Had 5+ blocks | William Kyle III, 5, Mercyhurst, 12/17/2025 |
| Had 5+ blocks (OT): | Mounir Hima, 7, vs. St. John's, 11/22/2022 |
| Had 10 steals: | Todd Borgan vs. Colgate, 12/30/1997 |
| Had 8+ steals: | DeShaun Williams, 9 vs. B.C., 3/3/2002 |
| Had 6+ steals: | Kadary Richmond, at Clemson, 2/6/2021 |
| Had 5+ steals: | Naithan George, Binghamton, 11/3/2025 |
| Had 5+ steals (OT): | Buddy Boeheim, Indiana 11/30/2021 |
| Played 60+ minutes: | Jonny Flynn (67), Eric Devendorf (61) vs. Connecticut (BET), 3/12/2009 |
| Played 50+ minutes: | Buddy Boeheim (50) vs. Indiana (2OT), 11/30/2021 |
| Played 40+ minutes: | J.J. Starling (42) at Boston College (OT), 1/17/2026 |
| Played all 40 minutes in regulation: | Jaquan Carlos vs. Maryland, 12/21/2024 |
| Three players had a double-double | Marek Dolezaj (20 pts.-10 assists), Alan Griffin (17 pts.-13 rebs.), Quincy Guerrier 15 pts.-13 rebs.), Bryant, 11/27/2020 |
| Three players had a double-double (pts-rebs): | Donte Greene (19 pts.-13 rebs.), Arinze Onuaku (17 pts.-14 rebs.), Kristof Ongenaet (10 pts.-11 rebs. at Seton Hall, 3/5/2008 |

| | |
|--|--|
| Two players had a double-double: | Donnie Freeman (15 pts.-11 rebs.) Eddie Lampkin (18 pts.-11 rebs.), Bucknell, 12/29/2024 |
| Two players had a double-double (OT): | Jimmy Boeheim (20 pts.-10 rebs.), Cole Swider (28 pts.-12 rebs.), Georgia Tech, 2/21/2022 |
| Two players had a double-double (2OT): | Eddie Lampkin (20 pts.-13 rebs.), Donnie Freeman (19 pts.-12 rebs.), 11/16/2024 |
| Had a double-double (pts-rebs): | Donnie Freeman (24 pts.-10 rebs.), at NC State, 1/27/2026 |
| Had a double-double (OT) | Donnie Freeman (19 pts. - 14 rebounds), at Boston College, 1/17/2026 |
| Had a double-double (2OT) (pts-rebs): | Eddie Lampkin (20 pts. - 13 rebounds), Donnie Freeman (19 pts. - 12 rebounds), Youngstown, 11/16/2024 |
| Had a double-double (3OT) (pts-rebs): | Eddie Lampkin (14 pts. - 18 rebounds), Boston College, 2/8/2025 |
| Had a double-double (pts-assists): | Jaquan Carlos (12 pts.-12 assists), UAlbany, 12/10/2024 |
| Had a double-double (OT pts-assists) | Kaleb Joseph (10-10) at Villanova, 12/20/2014 |
| Had a double-double (pts-blocks): | Fab Melo, (12-10) vs. Seton Hall, 12/28/2011 |
| Had a triple-double: | Allen Griffin, (14-11-10) vs. Pitt, 2/27/2001 |
| Three players disqualified: | Wake Forest, 2/8/2020; Marek Dolezaj, Quincy Guerrier, Bourama Sidibe |
| Two players had 30 points: | at Pittsburgh, 2/11/1972; Greg Kohls (34), Mike Lee (32) |
| Four players had 20 points: | Massachusetts, 11/28/2007: Eric Devendorf (23), Jonny Flynn (20), Donte Greene (20), Arinze Onuaku (20) |
| Four players had 20 points (OT): | vs. Connecticut (BET), 3/12/2009: Jonny Flynn (34), Paul Harris (29), Eric Devendorf (22), Andy Rautins (20) |
| Three players had 20 points: | at Miami, 1/5/2022, Joe Girard III (26), Jesse Edwards (22), Cole Swider (20) |
| Three players had 20 points (OT): | Indiana, 11/30/2021: Buddy Boeheim (27), Jimmy Boeheim (26), Joe Girard III (22) |
| Two players had 20 points: | Stonehill, 12/22/2025: Naithan George (22); J.J. Starling (20) |
| Two players had 20 points (OT): | at Georgetown, 12/16/2017: Tyus Battle (29), Oshae Brissett (25) |
| Two players had 20 points (2OT): | at Notre Dame, 12/7/2024: J'yare Davis (20), Donnie Freeman (20) |
| Five players had 15 points: | at NC State, 2/2/2022: Jesse Edwards (19), Cole Swider (19), Joseph Girard III (18), Buddy Boeheim (17), Jimmy Boeheim (16) |
| Four players had 15 points: | Bryant, 11/27/2020: Buddy Boeheim (21), Marek Dolezaj (20), Alan Griffin (17), Quincy Guerrier (15) |
| Four players had 15 points (OT): | Indiana, 11/30/2021: Buddy Boeheim (27), Jimmy Boeheim (26), Joe Girard III (22) Jesse Edwards (17) |
| Eight players had 10+ points | E. Michigan, 12/19/1916; Tyus Battle (18), John Gillon (14), Andrew White (14), DaJuan Coleman (12), Tyler Lydon (12), Tyler Roberson (11), Frank Howard (10), Taurean Thompson (10) |
| Seven players had 10+ points | Monmouth, 12/8/2012: Brandon Triche (18), M. Carter-Williams (15), Trevor Cooney (15), C.J. Fair (14), James Southerland (14), Rakeem Christmas (11), DaJuan Coleman (11) |

25 SYRACUSE BASKETBALL 26

2003 NCAA CHAMPIONS • 6 FINAL FOURS • 41 NCAA TOURNAMENTS • 44 ALL-AMERICANS • 71 NBA DRAFT PICKS

| | |
|---|--|
| Six players had 10+ points: | S. Carolina State, 11/22/2016; Andrew White III (15), John Gillon (14), Tyler Lydon (14), Tyler Roberson (13), Taurean Thompson (12), Frank Howard (10). |
| Six players had 10+ points (OT): | vs. Houston, 11/25/2025; Tyler Betsey (16), William Kyle III (12), Naithan George (11), J.J. Starling (11), Kiyan Anthony (10), Nate Kingz (10) |
| Five players had 10+ points | Miami, 1/24/2026: Donnie Freeman (14), Kyan Anthony (13), Naithan George (13), Nate Kingz (11), William Kyle III (10) |
| Five players had 10 points (OT): | at Virginia Tech, 3/1/2025: Jyare Davis (21), Eddie Lampkin (16), J.J. Starling (16), Kyle Cuffe (13), Chris Bell (11) |
| Five players had 10 points (3OT): | Boston College, 2/8/2025: J.J. Starling (28), Jyare Davis (16), Eddie Lampkin (14), Chris Bell (12), Elijah Moore (11) |
| Zero players had 10+ points: | at Illinois, 11/29/2022 |
| Three players had 10+ rebounds: | Monmouth, 12/8/2012: DaJuan Coleman (14), C.J. Fair (10), Baye Moussa Keita (10) |
| Three players had 10+ rebounds (OT): | Georgia Tech (OT), 2/21/2022: Frank Anselm (10), Jimmy Boenheim (10), Cole Swider (12) |
| Two players had 10+ rebounds: | Bucknell, 12/28/2024; Donnie Freeman (11), Eddie Lampkin (11) |
| Two players had 10+ reb. (OT): | Buffalo, 12/19/2020; Quincy Guerrier (11), Marek Dolezaj (10) |
| Two players had 10+ reb. (2OT): | Youngstown, 11/16/2024; Eddie Lampkin (13), Donnie Freeman (12) |
| Led team in pts., rebs. and assists 5x5 | Oshae Brissett at Clemson, 3/9/2019; (15, 7, 3) Maliq Brown, Louisville, 2/7/2024; (11 pts., 9 rebs., 5 assists, 6 blocks, 5 steals) |

THE LAST TIME THAT -- SYRACUSE

| | |
|--------------------------------------|---|
| Won in overtime: | 74-71, vs. Richmond, 11/21/2022 |
| Won in overtime at home: | 74-73, Georgia Tech, 2/21/2022 |
| Won in overtime on the road: | 63-55, at Virginia, 1/11/2020 |
| Lost in overtime: | 73-81 at Boston College, 1/17/2026 |
| Lost in overtime at home: | 57-60, St. Bonaventure, 12/22/2017 |
| Lost in overtime on the road: | 95-101 at Virginia Tech, 3/1/2025 |
| Won in two overtimes: | 104-95, Youngstown, 11/16/2024 |
| Won in two overtimes at home: | 104-95, Youngstown, 11/16/2024 |
| Won in two overtimes on the road: | 93-91, at St. John's, 3/4/2001 |
| Lost in two overtimes: | 90-101, at Florida State, 1/13/2018 |
| Lost in two overtimes at home: | N/A |
| Lost in two overtimes on the road: | 90-101, at Florida State, 1/13/2018 |
| Won in three overtimes: | 95-86, Boston College, 2/8/2025 |
| Won in three overtimes at home: | 95-86, Boston College, 2/8/2025 |
| Won in three overtimes on the road: | 93-90, at Colgate, 2/16/1965 |
| Lost in three overtimes: | N/A |
| Played six overtimes: | 127-117, vs. Connecticut (BET), 3/12/2009 |
| Won by 30+ points | 30, 80-50, at Drexel, 11/15/2025 |
| Lost by 30+ points | 31, 95-64 vs. Iowa State, 11/26/2025 |
| Won by 40+ points | 83-43, Delaware State, 11/8/2025 |
| Lost by 40+ points | 43, 122-59, vs. NYU, 12/15/1961 |
| Won by 60+ points | 60, 127-67, American, 12/2/1964 |
| Scored 100 points: | 102, UAlbany, 12/10/2024 |
| Scored 100 points (overtime): | 104, Youngstown, 11/16/2024, 2 OT |
| Scored 100 points in consec. games: | 104, Lafayette, 12/13/1993; 108, MD-Eastern Shore, 12/18/1993 |
| Scored 90 points | 94, Florida State, 1/13/2026 |
| Scored 90 points (overtime): | 95, at Duke OT, 1/14/2019 |
| Scored 90 points in consec. games: | 98, Albany, 11/15/11; 92, Colgate, 11/19/2011 |
| Scored 50+ in the first half: | 55 at NC State, 2/20/2024 |
| Scored 50+ in the second half | 51, Florida State, 1/13/2026 |
| Scored 60+ in the first half | 60, Maine, 12/5/2009 |
| Scored 60+ in the second half | 63, Charlotte, 11/26/2003 |

| | |
|---|--|
| Scored less than 40 points: | 34, Virginia, 11/6/2019 |
| Scored less than 20 in the first half: | 17 vs. Maryland, 12/21/2024 |
| Scored less than 20 in the second half: | 19, at Virginia, 1/20/2020 |
| Gave up 100 points: | 103 at North Carolina, 1/13/2024 |
| Gave up 100 points (overtime): | 101 at Virginia Tech, 3/1/2025, OT |
| Gave up 100 points and won: | 104, West Virginia, 2/11/1967 |
| Gave up 100 points and won (OT): | 117, Connecticut, 3/12/2009 |
| Gave up 90 points: | 95 vs. Iowa State, 11/26/2025 |
| Gave up 90 points (OT): | 96, Buffalo, 12/19/2020 |
| Gave up 90 points and won: | 92 Southern Illinois, 3/17/1995 |
| Gave up 90 points and won (OT): | 96, Buffalo, 12/19/2020 |
| Gave up 90 points and won (2OT) | 94, Youngstown, 11/16/2024 |
| Came back from down 15+ to win | 16, Buffalo (OT), 12/19/2020 |
| Came back from down 20+ to win | 24, Colgate, 11/14/2023 |
| Led by 15+ and lost | 16, at Pittsburgh, 2/18/2025 |
| Gave up less than 50 points: | 48, Stonehill, 12/22/2025 |
| Gave up less than 40 points: | 34, E. Washington, 11/6/2018 |
| Gave up less than 20 in a half: | 14, Binghamton, 11/3/2025, 1st |
| Gave up more than 52 in a half: | 52, Northeastern, 12/20/2025, 2nd |
| Gave up more than 55 in a half | 60, Iowa State, 11/26/2025, 2nd |
| Shot over 60% FG: | .635 (40-63), UAlbany, 12/10/2024 |
| Shot under 32% FG: | .278(15-54) at Illinois, 11/29/2022 |
| Held opponent under 30% FG: | .264 (14-53), Stonehill, 12/22/25 |
| Held opponent under 25% FG: | .215 (14-65), Delaware State, 11/8/2025 |
| Made 45+ FG: | 47 vs. E. Tennessee State, 12/15/2007 |
| Made 15+ 3PT: | 17* at Miami, 1/5/2022 |
| Made 15+ 3PT (overtime) | 15 at NC State, 2/1/2017 |
| Made 13+ 3PT: | 14 at Pittsburgh, 2/18/2025 |
| Made 13+ 3PT (overtime) | 13, Indiana, 11/30/2021, 2 OT |
| Shot 60% 3PT (min. 10 makes) | .619 (13-21), Brown, 12/27/2021 |
| Did not make a 3PT: | at Notre Dame, 12/7/2024 |
| Did not allow a 3 PT: | vs. Boston College (BET), 3/11/2004 |
| Attempted 50 FT: | 51 vs. Connecticut (BET), 3/12/2009 |
| Attempted 40 FT: | 48, Northeastern, 12/20/2025 |
| Attempted 40 FT (OT): | 42, Buffalo, 12/19/2020 |
| Attempted less than 5 FT | 2 vs. Maryland, 12/21/2024 |
| Made 40 FT: | 40 vs. Connecticut (BET), 3/12/2009 |
| Made 35 FT: | 40 vs. Connecticut (BET), 3/12/2009 |
| Made 10+ FT without a miss: | 12-of-12, Virginia Tech, 2/27/2024 |
| Made less than 5 FT: | 2, Duke, 2/5/2025 |
| Shot under 30% FT: | at St. John's, 1/21/2007 |
| Had 60+ rebounds: | 63, Monmouth, 12/8/2012 |
| Had 50+ rebounds: | 51, Niagara, 12/3/2020 |
| Had 50+ rebounds (2 OT) | 50, Youngstown, 11/16/2024 |
| Had 50+ rebounds (3 OT) | 50, Boston College, 2/8/2025 |
| Had 20+ rebound margin | +22, South Carolina State, 11/22/2016 |
| Had 30+ rebound margin | +30, Kennesaw State, 11/14/2014 |
| Committed 25 fouls: | 28, Virginia Tech, 1/21/2026 |
| Had 30+ assists: | 34, Eastern Michigan, 12/19/2016 |
| Committed less than 5 turnovers: | 5, Stonehill, 12/22/2025 |
| Committed less than 10 turnovers: | 6, Miami, 1/24/2026 |
| Committed less than 10 turnovers in overtime: | 6, vs. Richmond, 11/21/2022 |
| Committed 25+ turnovers: | 26 vs. E. Tennessee State, 12/15/2007 |
| Forced 30-or-more turnovers: | 32, Albany, 11/9/2009 |
| Had 20+ steals: | 21, Albany, 11/9/2009 |
| Had 15+ steals: | 17, Boston College, 1/10/2024 |
| Had 15+ blocked shots: | 15, Oakland, 11/20/2017 |
| Won on last-second shot | Miami, 72-69, 1/20/2024 (Quadir Copeland 3-pt) |
| Lost on last-second shot | Bryant, 73-72, 11/26/2022 (Sherif Gross-Bullock, lane) |

*Syracuse record



2025-26 Syracuse Men's Basketball Combined Team Statistics In Conference games

Page 1/1
as of Jan 28, 2026

Game Records

| Record | Overall | Home | Away | Neutral |
|----------------|---------|------|------|---------|
| ALL GAMES | 3-5 | 1-3 | 2-2 | 0-0 |
| CONFERENCE | 3-5 | 1-3 | 2-2 | 0-0 |
| NON-CONFERENCE | 0-0 | 0-0 | 0-0 | 0-0 |

Score by Periods

| Team | 1st | 2nd | OT | TOT |
|-----------|-----|-----|----|-----|
| Syracuse | 306 | 296 | 9 | 611 |
| Opponents | 276 | 331 | 17 | 624 |

Team Box Score

| No. | Player | | | | Total | | 3-Point | | F-Throw | | Rebounds | | | | | | | | | | | | | |
|-----------|---------------------|-------|--------|------|---------|------|----------|------|---------|-------|----------|-----|-----|------|-----|----|-----|-----|-----|-----|-----|------|--|--|
| | | GP-GS | MIN | AVG | FG-FGA | FG% | 3FG-3FGA | 3FG% | FT-FTA | FT% | OFF | DEF | TOT | AVG | PF | DQ | A | TO | BLK | STL | PTS | AVG | | |
| 1 | FREEMAN, Donnie | 8-7 | 259:44 | 32.5 | 57-111 | .514 | 12-33 | .364 | 33-39 | .846 | 10 | 58 | 68 | 8.5 | 17 | 0 | 8 | 22 | 5 | 10 | 159 | 19.9 | | |
| 2 | STARLING, JJ | 8-8 | 248:01 | 31.0 | 39-92 | .424 | 5-21 | .238 | 12-19 | .632 | 4 | 17 | 21 | 2.6 | 18 | 1 | 18 | 11 | 2 | 10 | 95 | 11.9 | | |
| 4 | KINGZ, Nate | 8-8 | 231:47 | 29.0 | 26-56 | .464 | 16-38 | .421 | 12-15 | .800 | 8 | 14 | 22 | 2.8 | 22 | 0 | 10 | 7 | 3 | 8 | 80 | 10.0 | | |
| 11 | GEORGE, Naithan | 8-8 | 243:24 | 30.4 | 19-61 | .311 | 9-28 | .321 | 22-27 | .815 | 6 | 20 | 26 | 3.3 | 19 | 0 | 48 | 32 | 3 | 10 | 69 | 8.6 | | |
| 42 | KYLE III, William | 8-8 | 213:04 | 26.6 | 27-42 | .643 | 0-0 | .000 | 9-18 | .500 | 17 | 32 | 49 | 6.1 | 12 | 0 | 10 | 10 | 14 | 8 | 63 | 7.9 | | |
| 5 | BETSEY, Tyler | 8-0 | 134:29 | 16.8 | 16-31 | .516 | 15-28 | .536 | 6-6 | 1.000 | 5 | 15 | 20 | 2.5 | 15 | 1 | 3 | 5 | 0 | 1 | 53 | 6.6 | | |
| 7 | ANTHONY, Kiyon | 8-0 | 132:56 | 16.6 | 16-43 | .372 | 5-17 | .294 | 13-22 | .591 | 1 | 8 | 9 | 1.1 | 5 | 0 | 7 | 5 | 2 | 3 | 50 | 6.3 | | |
| 0 | WHITE JR., Sadiq | 8-1 | 85:16 | 10.7 | 14-25 | .560 | 1-3 | .333 | 1-2 | .500 | 3 | 9 | 12 | 1.5 | 20 | 2 | 3 | 4 | 3 | 2 | 30 | 3.8 | | |
| 6 | RUSSELL III, Calvin | 1-0 | 01:48 | 1.8 | 1-3 | .333 | 0-0 | .000 | 1-1 | 1.000 | 1 | 0 | 1 | 1.0 | 1 | 0 | 0 | 1 | 0 | 0 | 3 | 3.0 | | |
| 10 | SQUARE, Ibrahim | 7-0 | 59:27 | 8.5 | 3-4 | .750 | 0-0 | .000 | 3-6 | .500 | 6 | 7 | 13 | 1.9 | 12 | 1 | 1 | 2 | 3 | 1 | 9 | 1.3 | | |
| 55 | ZEPHIR, Bryce | 3-0 | 13:09 | 4.4 | 0-0 | .000 | 0-0 | .000 | 0-0 | .000 | 0 | 1 | 1 | 0.3 | 0 | 0 | 0 | 0 | 0 | 0 | 0 | 0.0 | | |
| 9 | FENNELL, Luke | 2-0 | 01:53 | 0.9 | 0-0 | .000 | 0-0 | .000 | 0-0 | .000 | 0 | 0 | 0 | 0.0 | 0 | 0 | 0 | 0 | 0 | 0 | 0 | 0.0 | | |
| Team | | | | | | | | | | | 15 | 9 | 24 | | | | | 5 | | | | | | |
| Total | | 8 | 1625 | | 218-468 | .466 | 63-168 | .375 | 112-155 | .723 | 76 | 190 | 266 | 33.3 | 141 | 5 | 108 | 104 | 35 | 53 | 611 | 76.4 | | |
| Opponents | | 8 | 1625 | | 223-479 | .466 | 49-161 | .304 | 129-174 | .741 | 88 | 194 | 282 | 35.3 | 141 | 0 | 114 | 92 | 24 | 65 | 624 | 78.0 | | |

Team Statistics

| | SU | OPP |
|------------------------|---------|---------|
| Scoring | | |
| Points per game | 611 | 624 |
| Scoring margin | 76.4 | 78.0 |
| Field goals-att | 218-468 | 223-479 |
| Field goal pct | .466 | .466 |
| 3 point fg-att | | |
| 3-point FG pct | 63-168 | 49-161 |
| 3-pt FG made per game | .375 | .304 |
| Free throws-att | 112-155 | 129-174 |
| Free throw pct | .723 | .741 |
| F-Throws made per game | 14.0 | 16.1 |
| Rebounds | | |
| Rebounds per game | 266 | 282 |
| Rebounding margin | 33.3 | 35.3 |
| Assists | 108 | 114 |
| Assists per game | 13.5 | 14.3 |
| Turnovers | | |
| Turnovers per game | 104 | 92 |
| Turnover margin | 13.0 | 11.5 |
| Assist/turnover ratio | -1.5 | - |
| Steals | 53 | 65 |
| Steals per game | 6.6 | 8.1 |
| Blocks | | |
| Blocks per game | 35 | 24 |
| Winning streak | 4.4 | 3.0 |
| Home win streak | 0 | - |
| Attendance | 0 | - |
| Home games-Avg/Game | 75084 | 36816 |
| Neutral site-Avg/Game | 4-18771 | 4-9204 |
| | - | 0-0 |

Team Results

| Date | Opponent | | Score | Att. |
|------------|-------------------|-----|-------|-------|
| 12/31/2025 | Clemson | L | 61-64 | 16245 |
| 01/06/2026 | at Georgia Tech | W | 82-72 | 6216 |
| 01/10/2026 | at Pittsburgh | W | 83-72 | 6358 |
| 01/13/2026 | Florida St. | W | 94-86 | 18684 |
| 01/17/2026 | at Boston College | Lot | 73-81 | 8606 |
| 01/21/2026 | Virginia Tech | L | 74-76 | 18738 |
| 01/24/2026 | Miami (FL) | L | 76-85 | 21417 |
| 01/27/2026 | at NC State | L | 68-88 | 15636 |